



# UCLA FOOTBALL

UCLA Athletic Communications / J.D. Morgan Center /  
325 Westwood Plaza / Los Angeles, CA 90095

## Football Contacts:

Andrew Sinatra / [asinatra@athletics.ucla.edu](mailto:asinatra@athletics.ucla.edu) / c: (310) 613-7389

Andrew Wagner / [awagner@athletics.ucla.edu](mailto:awagner@athletics.ucla.edu) / c: (818) 437-3160

Vinny Lavalasi / [vlavalasi@athletics.ucla.edu](mailto:vlavalasi@athletics.ucla.edu) / c: (209) 781-6810

## UCLA's STATISTICAL LEADERS

Category	Player	Mark
Passing Yards	Ethan Garbers	2,727
Passing TDs	Ethan Garbers	16
Rushing Yards	T.J. Harden	536
Rushing TDs	T.J. Harden	2
Receiving Yards	Moliki Matavao	506
Receiving TDs	Logan Loya	4
Total Tackles	Carson Schwesinger	136
Sacks	Oluwafemi Oladejo	4.5
Tackles for Loss	Oluwafemi Oladejo	13.5
Interceptions	Schwesinger / Addison / Medrano	2

## 2024 SCHEDULE

### August

Sat. 31 at Hawai'i CBS W, 16-13

### September

Sat. 14 Indiana NBC, Peacock L, 13-42

Sat. 21 at (16) LSU ABC L, 17-34

Sat. 28 (8) Oregon FOX L, 13-34

### October

Sat. 5 at (7) Penn State FOX L, 11-27

Sat. 12 Minnesota BTN L, 17-21

Sat. 19 at Rutgers FS1 W, 35-32

### November

Sat. 2 at Nebraska BTN W, 27-20

Fri. 8 Iowa FOX W, 20-17

Fri. 15 at Washington FOX L, 19-31

Sat. 23 USC NBC L, 13-19

Sat. 30 Fresno State BTN W, 20-13

\* Big Ten Conference games ranking in parentheses are from that week's AP Top 25 poll game times listed are Pacific

## UCLA ON SOCIAL MEDIA

Football X:	@UCLAFootball
Football Instagram:	@UCLAFootball
Football Facebook:	/UCLAFootball
UCLA Athletics X:	@UCLAathletics
UCLA Athletics Instagram:	@UCLAathletics
UCLA Athletics Facebook:	/UCLAathletics

#GoBruins | #DRE | #DoMore

## UCLA's 2024 SEASON NOTES

Overall Record: 5-7 Big Ten Record: 3-6 Big Ten Finish: T-12th/18

### KEY NOTES ABOUT UCLA

- UCLA went 5-7 overall in 2024 with a 3-6 conference record to finish in a tie for 12th in the program's first season as a member of the Big Ten Conference. The Bruins, led by first-year head coach DeShaun Foster, won four of their last six games to close the season.
- The Bruins' five victories came at Hawai'i (Week 1), at Rutgers (Week 7), at Nebraska (Week 8), vs. Iowa (Week 9) and vs. Fresno State (Week 12). UCLA's three-game winning streak against Rutgers, Nebraska and Iowa signaled a mid-season turnaround that turned a Bowl Game bid into reality.
- Head coach DeShaun Foster secured the first win of his career at the helm of his alma mater in his first game with a 16-13 victory over Hawai'i at Clarence T.C. Ching Complex in Honolulu in Week 1. Sophomore transfer kicker Mateen Bhaghani kicked the game-winning 32-yard field goal in the final minute to lift the Bruins to victory.
- Foster and UCLA's first-ever Big Ten Conference win came in a 35-32 decision on the road at Rutgers in Piscataway, N.J. in Week 7. Bruins quarterback Ethan Garbers recorded a career-high 383 passing yards with four touchdowns through the air. Garbers also rushed for a score on a career-long 49-yard carry before the end of the first half.
- Defensive coordinator Ikaika Malloe produced the sixth-ranked rushing defense in the nation, holding opponents to 96.2 yards on the ground per game. Four members of the Bruins' front seven – linebackers Carson Schwesinger and Kain Medrano, defensive tackle Jay Toia and edge Oluwafemi Oladejo – were selected in the 2025 NFL Draft. Under Malloe in his role as the defensive line coach last year, the Bruins finished second in the nation in rushing defense, giving up 80.8 rushing yards per game to opponents in 2023.
- Redshirt junior linebacker Carson Schwesinger, a former walk-on, had a breakout season as one of the most dominant and instinctive defensive players in the country, leading the FBS in solo tackles (90) and Big Ten in total tackles (136). Schwesinger was named a finalist for the Butkus Award and semifinalist for the Burlsworth Trophy in addition to earning Associated Press First Team All-America honors. In April, Schwesinger was selected with the first pick of the second round (33rd overall) by the Cleveland Browns in the 2025 NFL Draft.
- Schwesinger was the sixth Butkus Award finalist in UCLA history and the first since Eric Kendricks (2014). Also on the awards circuit, Schwesinger earned second team All-American plaudits from the Walter Camp Foundation and American Football Coaches Association. He was the only Bruin tabbed to the All-Big Ten First Team.
- Nationally, Schwesinger ranked first in solo tackles (90) and solo tackles per game (7.5). The next closest solo tackler in the FBS trailed Schwesinger by eight (Shaun Dolac, Buffalo). Schwesinger ranked third in the FBS and led all defenders from "Power 4" conferences in total tackles (136). He also finished top 10 nationally with 11.3 total tackles per game (5th). Schwesinger led the Big Ten Conference in every tackling category in the Bruins' first year in the conference.
- Schwesinger eclipsed 100 tackles for the season at Washington, becoming the first Bruin to accomplish that feat since S Adarius Pickett in 2018 (123) and first UCLA linebacker since Kenny Young in 2017 (110). Schwesinger saw his streak of six straight double-digit tackle performances come to an end against Iowa (Nov. 8). That streak is good for the longest by a Bruin defender since Eric Kendricks in 2014. Schwesinger led UCLA in tackles in 10 of 12 games in 2024.
- Redshirt senior quarterback Ethan Garbers totaled 2,727 passing yards on 235-of-363 attempts (64.7%) and 16 touchdowns with 11 interceptions in his final college campaign. Garbers averaged 247.9 yards per game over his 11 contests (missed Week 5 at Penn State). He finished the season ranked 21st in the FBS with 21.36 completions per game, which was good for third in the Big Ten.
- Senior tight end Moliki Matavao was UCLA's leading receiver with 506 yards and 41 catches (12.3 YPC). Matavao was one of two Bruins to have two games with 100-plus yards receiving (104 at Rutgers; 120 vs. Fresno State). Matavao's 10 20-plus-yard catches were tops on the team; his 10 20-plus-yard plays, either rush or catch, were tied with running back T.J. Harden for the most on the team. Matavao was picked off the board in the seventh round of the 2025 NFL Draft by the New Orleans Saints. He was UCLA's lone offensive draft selection.
- Senior defensive tackle Jay Toia earned All-Big Ten Honorable Mention as the centerpiece for UCLA's elite rushing defense. Toia started all 12 games, finishing the season with 25 tackles (10-15-25), 2.0 tackles for loss and 1.0 sacks.
- Sophomore kicker Mateen Bhaghani proved to be one of the most reliable specialists in the country, ranking 10th in the FBS with 1.67 field goals per game. Bhaghani, who drilled the game-winning kick in the final seconds of Week 1 at Hawai'i, finished the season 20-of-24 on field goal attempts (83.3%) and 20-of-20 on PAT attempts (100.0%). Bhaghani's career-long came in Week 9 versus Iowa when he connected on a 57 yarder for the second-longest field goal in program history (trailing only Kai'imi Fairbairn's 60-yarder vs. California in 2015).
- Redshirt senior wide receiver Logan Loya led all Bruins with four touchdowns in 2024. His top outing of the year came in UCLA's 20-17 Homecoming victory against Iowa in which he hauled in five passes for a season-high 94 yards and a score.
- True freshman wide receiver Kwazi Gilmer led his position group with 31 receptions and ranked second among all Bruin wideouts with 345 receiving yards. Gilmer was named Big Ten Freshman of the Week after his most impactful game of the season at Nebraska on Nov. 2. The Sierra Canyon School product posted a season-high 88 receiving yards while reeling in his first career TD reception on a 48-yard grab.
- Redshirt senior Kain Medrano, the second half to UCLA's elite linebacker duo, led the team with three forced fumbles and was tied for the team lead with two picks, earning him All-Big Ten Third Team acclaim. Medrano had a string of three straight games with a takeaway (Nebraska, Iowa and Washington). He also ranked second on the team with 72 total tackles (50-22-72) and 11.0 tackles for loss.

**2024 BIG TEN CONFERENCE STANDINGS**

Team (AP RK)	Big Ten	Overall	PF	PA
1. Oregon (3)	9-0	13-1	488	272
2. Indiana (10)	8-1	11-2	537	203
Penn State (5)	8-1	13-3	530	264
4. Ohio State (1)	7-2	14-2	571	206
5. Illinois (16)	6-3	10-3	368	282
Iowa	6-3	8-5	360	232
7. Michigan	5-4	8-5	286	259
Minnesota	5-4	8-5	340	220
9. USC	4-5	7-6	392	313
Rutgers	4-5	7-6	376	330
11. Washington	4-4	6-7	304	309
12. UCLA	3-6	5-7	221	303
Nebraska	3-6	7-6	306	253
Michigan State	3-6	5-7	232	313
Wisconsin	3-6	5-7	271	277
16. Northwestern	2-7	4-8	214	316
17. Maryland	1-8	4-8	284	365
18. Purdue	0-9	1-11	189	479

**BIG TEN BOWL GAME & CFP RESULTS**

**Rate Bowl - Thursday, Dec. 6**

Kansas State 44, Rutgers 41

**SRS Distribution Las Vegas Bowl - Friday, Dec. 27**

USC 35, Texas A&M 31

**TransPerfect Music City Bowl - Monday, Dec. 30**

Missouri 27, Iowa 24

**Tony The Tiger Sun Bowl - Tuesday, Dec. 31**

Louisville 35, Washington 34

**ReliaQuest Bowl - Tuesday, Dec. 31**

Michigan 19, Alabama 13

**Cheez-It Citrus Bowl - Tuesday, Dec. 31**

Illinois 21, South Carolina 17

**Duke's Mayo Bowl - Friday, Jan. 3**

Minnesota 24, Virginia Tech 10

**COLLEGE FOOTBALL PLAYOFF**

**CFP First Round - Friday, Dec. 20**

Notre Dame 27, Indiana 17

**CFP First Round - Saturday, Dec. 21**

Ohio State 42, Tennessee 17

**CFP First Round - Saturday, Dec. 21**

Penn State 38, SMU 10

**Vrbo Fiesta Bowl (Quarterfinals) - Tuesday, Dec. 31**

Penn State 31, Boise State 14

**The Rose Bowl (Quarterfinals) - Wednesday, Jan. 1**

Ohio State 41, Oregon 21

**Capital One Orange Bowl (Semifinals) - Thursday, Jan. 9**

Notre Dame 27, Penn State 24

**The Goodyear Cotton Bowl (Semifinals) - Friday, Jan. 10**

Ohio State 28, Texas 14

**CFP National Championship - Monday, Jan. 20**

Ohio State 34, Notre Dame 23

**FINAL STATISTICAL RANKINGS**

Category	UCLA	FBS RK	B1G RK
3rd Down Conversion Pct.	.427	46	9
3rd Down Conversion Pct. Defense	.484	129	18
Completion Percentage	.651	28	8
Kickoff Return Defense	18.00	28	4
Kickoff Returns	18.67	95	13
Net Punting	39.33	57	9
Passes Had Intercepted	11	68	12
Passes Intercepted	10	70	10
Passing Offense	242.2	47	7
Passing Yards Allowed	244.7	107	17
Punt Return Defense	6.23	50	2
Punt Returns	11.20	32	6
Red Zone Defense	.935	127	18
Red Zone Offense	.811	93	13
Rushing Defense	96.2	6	4
Rushing Offense	86.6	131	18
Sacks Allowed	2.83	112	16
Scoring Defense	25.3	69	13
Scoring Offense	18.4	126	16
Team Passing Efficiency	134.98	62	8
Team Passing Efficiency Defense	135.85	80	14
Team Sacks	1.83	78	11
Team Tackles for Loss	5.3	79	9
Time of Possession	31:08	36	5
Total Defense	340.8	39	11
Total Offense	328.8	118	15
Turnover Margin	-0.33	92	15
Turnovers Gained	13	104	14
Turnovers Lost	17	54	10

**TOP-25-RANKED BRUINS**

Player	Category	Mark	FBS RK	B1G RK
K Mateen Bhaghani	Field Goals Per Game	1.67	10	1
QB Ethan Garbers	Completions Per Game	21.36	21	3
LB Kain Medrano	Force Fumbles Per Game	0.25	18	1
LB Carson Schwesinger	Solo Tackles	90	1	1
	Solo Tackles Per Game	7.5	1	1
	Total Tackles	136	3	1
	Total Tackles Per Game	11.3	5	1

**UNDER CENTER**

- Redshirt senior quarterback Ethan Garbers totaled 2,727 passing yards on 235 of 363 attempts (64.7%) and 16 touchdowns with 11 interceptions in his final college campaign. Garbers averaged 247.9 yards per game over his 11 contests (missed Week 5 at Penn State). He finished the season ranked 21st in the FBS with 21.36 completions per game.
- Garbers threw for a touchdown in seven straight games consecutive games to close the season, going without an interception in five of those contests. Against USC, he snapped a streak of four straight games with multiple touchdown throws, which was the longest such streak of his career.
- Garbers closed out his college career by completed 26 of 40 passes for 289 yards and a touchdown in UCLA's home victory over Fresno State (Nov. 30). Garbers connected with wideout J.Michael Sturdivant for a TD in the back of the endzone at the 1:38 mark in the fourth quarter to go up two scores and put the game on ice.
- Against USC (Nov. 23), Garbers passed the career milestones of 4,000 yards (4,462) and 30 touchdown passes (31). He finished the game with 265 yards on 20-of-29 passing for one touchdown.
- Garbers was awarded UCLA's first-ever Big Ten Conference Offensive Player of the Week award after leading the Bruins to their first conference win in a 35-32 decision at Rutgers (Oct. 19). Garbers recorded the best statistical game of his career, setting single-game career highs in passing yards (383), passing touchdowns (four) and completion percentage (32-38, 84%). He also completed the longest pass of his career (67 yards) and made the then-longest rush of his career (49 yards), both for touchdowns. Garbers became the first Bruin QB to pass for 300-plus yards, or throw four TD passes, or account for five total TDs in a game since 2022 (Dorian Thompson-Robinson accomplished all three against USC).
- Garbers added a career-long 57-yard rush at Nebraska. Garbers recorded the Bruins' two longest runs by any player this season (57 yards, 49 yards). It was also the longest run by a UCLA QB since Thompson-Robinson had a 68-yard gain at home against Bowling Green on Sept. 3, 2022.
- Garbers completed TD passes to four different receivers at Rutgers, becoming the first Bruin to accomplish that feat since Thompson-Robinson on Nov. 7, 2020 at Colorado.
- Garbers passed for 281 yards and two touchdowns at LSU. He went for 198 yards and two scores through the air in the opening half alone. Garbers connected with nine different receivers during that contest, with all nine posting at least one catch of 10-plus yards. The Bruins' loss to the Tigers was their first ever when Garbers threw for multiple touchdowns (UCLA was 4-0 when Garbers threw for multiple TDs in 2023).
- Garbers began his 2024 campaign by posting 319 yards of total offense (272 passing yards) in UCLA's 16-13 win at Hawai'i (Aug. 31). He completed 13 of 19 passes for 203 yards and one touchdown in the second half alone.
- Garbers was named to the 2024 Johnny Unitas Golden Arm Award Watch List, given annually to the nation's top graduating QB.

Garbers' completion percentage (.842) at Rutgers was fifth highest in UCLA single-game history since 1980. The last time a Bruin QB had a higher completion percentage was Oct. 13, 2018 at California (Thompson-Robinson; 13-15, .866). Additionally, Garbers is the second Bruin QB in program history to complete at least 30 passes with a completion percentage of 80% or higher (Thompson-Robinson vs. USC in 2022; 30-36, .833). His 32 completions were the most by a Bruin QB since Thompson-Robinson also had 32 against Bowling Green in 2022. Listed below are all Bruin QB performances with an 80.0 completion percentage or better since 1980.

**BRUIN QB PERFORMANCES WITH AN 80-PLUS COMPLETION PERCENTAGE**

Quarterback	Date	Opponent	Result	ATT	COMP	PCT	YDS	TDS
Rick Neuheisel	10/29/1983	Washington	W, 27-24	27	25	.926	287	1
Josh Rosen	09/09/2017	Hawai'i	W, 56-23	25	22	.888	329	5
Dorian Thompson-Robinson	10/13/2018	at California	W, 37-7	15	13	.866	141	0
Brett Hundley	11/10/2012	at Washington State	W, 44-36	21	18	.857	261	3
<b>Ethan Garbers</b>	<b>10/19/2024</b>	<b>at Rutgers</b>	<b>W, 35-32</b>	<b>38</b>	<b>32</b>	<b>.842</b>	<b>383</b>	<b>4</b>
Dorian Thompson-Robinson	12/12/2020	USC	L, 38-43	36	30	.833	364	4
Dorian Thompson-Robinson	09/24/2022	at Colorado	W, 45-17	23	19	.826	234	2
Brett Hundley	11/03/2012	Arizona	W, 66-10	28	23	.821	288	3
Cade McNown	09/30/1995	Fresno State	W, 45-21	22	18	.818	306	1
Drew Olson	11/12/2005	Arizona State	W, 45-35	27	22	.815	510	5
Cory Paus	10/20/2001	California	W, 56-17	16	13	.813	273	3
Dorian Thompson-Robinson	10/16/2021	at Washington	W, 24-17	26	21	.807	183	2
Troy Aikman	10/03/1987	Stanford	W, 49-0	15	12	.800	187	2
Rick Neuheisel	10/15/1983	at Washington State	W, 24-14	20	16	.800	139	1

- Redshirt sophomore QB Justyn Martin made his first career start and fifth career appearance in the Bruins' Oct. 5 contest at Penn State. He completed 22 of 30 passes for 167 yards and a touchdown (to Logan Loya, in the final minute of the game) without committing a turnover. He connected with eight different pass catchers.
- Martin was the first UCLA signal caller to complete 70% of his passes on 30-plus attempts in his first career start since Josh Rosen against Virginia on Sept. 5, 2015 (28 of 35 passing).
- Martin has also made appearances against Indiana and Oregon this season.
- Garbers was named offensive MVP of UCLA's 2023 finale at the Starco Brands LA Bowl Hosted By Gronk (9-12, 152 yards and two touchdowns through the air in a 35-22 win against Boise State). Garbers is coming off a junior season in which he recorded 1,136 yards and 11 touchdowns on 98-of-146 passing over 11 games (six starts).
- Besides his offensive MVP outing at the LA Bowl, other standout efforts from Garbers in 2023 included a 155-yard, three-touchdown performance to help the Bruins defeat crosstown rival USC on the road and a season-high 269 yards with two scoring passes against Colorado.
- Had he appeared in enough games last year to qualify, Garbers' .671 completion percentage would have ranked 17th nationally, fifth in the Pac-12 Conference and third among quarterbacks in the 2024 configuration of the Big Ten.
- Last year, UCLA ranked fourth in the Pac-12 and 41st nationally with a 12.52 yards-per-completion average.
- UCLA had eight quarterbacks on its roster for the 2024 season, including a trio of freshmen.
- Chase Griffin is the only other Bruin QB on the roster who has seen game action at the Division I level.
- Griffin was tabbed recently a semifinalist for the Allstate Wuerffel Trophy, college football's premier award for community service. The selection also earned him a spot on the Allstate AFCA Good Works Team®. Earlier this year, Griffin was named the 2024 UCLA Young Alumnus of the Year for his leadership and philanthropic commitment.

**LEARNING MORE ABOUT UCLA ...**

- UCLA was ranked the No. 1 public university in the nation for the seventh year in a row in 2024 (U.S. News & World Report)
- UCLA is the most applied-to university in the country. For fall 2024, UCLA received 173,400 applications for undergraduate admission
- Nearly a third of undergraduates earning a degree are the first in their families to graduate from a four-year college or university
- UCLA has approximately 5,400 faculty members, including recipients of the Nobel Prize, the Pulitzer Prize, the National Medal of Science, and Guggenheim, MacArthur and other prestigious fellowships, grants and awards
- UCLA holds more than 1,200 active U.S. patents and over 1,800 foreign patents in its portfolio based on discoveries by UCLA researchers
- Generates \$9.3 billion in regional economic activity
- Eight Alumni Nobel Laureates
- 11 Rhodes Scholars
- Three Pulitzer Prize winners
- One of the top three American hospitals and "Best Hospital in the West" (U.S. News & World Report)
- Among top five universities in the nation in expenditures from grants and contracts in science, medicine and engineering
- Famous alumni include Jackie Robinson, Kareem Abdul-Jabbar, Arthur Ashe, Troy Aikman, Bill Walton, Ann Meyers-Drysdale, Reggie Miller, Jackie Joyner-Kersey, Rafer Johnson, Florence Griffith-Joyner, Sean Astin, Carol Burnett, Nicolas Cage, Francis Ford Coppola, Mark Harmon, Tim Robbins, Ben Stiller, Michelle Kwan, Jim Morrison, Randy Newman, Mo'Nique and Tom Bradley



Royce Hall

**BRUINS ON THE HONOR ROLL**

Bryan Addison	East-West Shrine Bowl 1000 (July 23)	Bryce Pierre	Reese's Senior Bowl Watchlist (Aug. 21)
Devin Aupiu	Polynesian College Football Player of the Year Watch List (Aug. 15)		East-West Shrine Bowl 1000 (July 23)
Mateen Bhaghani	Big Ten Conference Special Teams Player of the Week (Sept. 2)	Carson Schwesinger	College Sports Communicators Second Team Academic All-American (Jan. 28)
Josh Carlin	Reese's Senior Bowl Watchlist (Aug. 21)		Associated Press First Team All-American (Dec. 16)
Travis Drosos	The Patrick Mannelly Award Watch List (July 29)		American Football Coaches Association Second Team All-American (Dec. 13)
Ethan Garbers	Big Ten Conference Offensive Player of the Week (Oct. 21)		Walter Camp Second Team All-American (Dec. 13)
	Davey O'Brien Award's Great 8 (Oct. 21)		All-Big Ten First Team (Dec. 3)
	Manning Award "Stars of the Week" (Oct. 21)		Butkus Award Finalist (Nov. 25)
	Johnny Unitas Golden Arm Award Watch List (Aug. 14)		Burlsworth Trophy Semifinalist (Nov. 12)
	East-West Shrine Bowl 1000 (July 23)		Burlsworth Trophy Walk-On of the Week (Nov. 12)
Kwazi Gilmer	Big Ten Conference Freshman of the Week (Nov. 4)		Big Ten Conference Defensive Player of the Week (Nov. 11)
Chase Griffin	Allstate AFCA Good Works Team® (Sept. 17)	Gary Smith III	Reese's Senior Bowl Watchlist (Aug. 21)
	Allstate Wuerffel Trophy Semifinalist (Sept. 17)	J. Michael Sturdivant	Earl Campbell Tyler Rose Award Watch List (Aug. 21)
T.J. Harden	Doak Walker Award Preseason Watch List (Aug. 6)		Reese's Senior Bowl Watchlist (Aug. 21)
Spencer Holstege	East-West Shrine Bowl 1000 (July 23)		East-West Shrine Bowl 1000 (July 23)
Keegan Jones	Paul Hornung Award Watch List (Aug. 1)	Jay Toia	All-Big Ten Honorable Mention (Dec. 3)
Ale Kaho	Comeback Player of the Year Award Watch List (Aug. 7)		Reese's Senior Bowl Watchlist (Aug. 21)
Devin Kirkwood	East-West Shrine Bowl 1000 (July 23)		Polynesian College Football Player of the Year Watch List (Aug. 15)
Logan Loya	Reese's Senior Bowl Watchlist (Aug. 21)		East-West Shrine Bowl 1000 (July 23)
Alani Makihela	Polynesian College Football Player of the Year Watch List (Aug. 15)	Drew Tuazama	East-West Shrine Bowl 1000 (July 23)
Moliki Mata'avao	Polynesian College Football Player of the Year Watch List (Aug. 15)	Reuben Unjie	East-West Shrine Bowl 1000 (July 23)
	John Mackey Award Preseason Watch List (Aug. 9)	Joseph Vaughn	Reese's Senior Bowl Watchlist (Aug. 21)
	All-Big Ten Third Team (Dec. 3)	Keanu Williams	Reese's Senior Bowl Watchlist (Aug. 21)
Kain Medrano	Reese's Senior Bowl Watchlist (Aug. 21)		Polynesian College Football Player of the Year Watch List (Aug. 15)
	East-West Shrine Bowl 1000 (July 23)	Team	Pop-Tarts Crazy Good Play of the Week (Nov. 4)
Kaylin Moore	All-Big Ten Honorable Mention (Dec. 3)		
Oluwafemi Oladejo	Reese's Senior Bowl Watchlist (Aug. 21)		
	The Butkus Award Watch List (Aug. 13)		
	East-West Shrine Bowl 1000 (July 23)		

**BRUINS BY CLASS**

**Redshirt Seniors (35):** DB Bryan Addison, RB Anthony Adkins, RB Jalen Berger, QB Nick Billoups, OL Josh Carlin, TE Michael Church, WR Devanti Dillard, LS Travis Drosos, QB Ethan Garbers, K Blake Glessner, QB Chase Griffin, TE Hudson Habermehl, DL Stiveni Havili Kaufusi, DB Ramon Henderson, OL Spencer Holstege, OL Jaylan Jeffers, RB Keegan Jones, LB Ale Kaho, WR Logan Loya, OL David Magna, LB Kain Medrano, TE Bryce Pierre, DL Joquarri Price, DL Luke Schuermann, DL Gary Smith III, DB Joshua Swift, DL Siale Taupaki, DB Zeke Thomas, DB Evan Thomas, DL Drew Tuazama, OL Reuben Unije, DL Tannen Vagle, LB Joseph Vaughn, LB JonJon Vaughns, DB K.J. Wallace II

**Seniors (5):** DB Devin Kirkwood, TE Moliki Matavao, DB Kaylin Moore, LB Oluwafemi Oladejo, DL Jay Toia

**Redshirt Juniors (22):** OL Oluwafunto Akinshilo, DL Devin Aupiu, DL Jacob Basic, OL Michael Carmody, DB Jaylin Davies, OL Devin Delgado, OL Garrett DiGiorgio, K Joseph Firebaugh Jr., RB Anthony Frias II, DB D.J. Justice, OL Yutaka Mahe, OL Alani Makihele, WR Titus Mokiao-Atimalala, RB Deshun Murrell, OL Noah Pulealii, LB Carson Schwesinger, WR Ezavier Staples, J. Michael Sturdivant, DL Michael Sullivan, TE Sam Summa, OL Caleb Walker, DL Keanu Williams

**Juniors (1):** T.J. Harden

**Redshirt Sophomores (12):** LS Salem Abdul-Wahab, P Chase Barry, DB Jadyr Marshall, QB Justyn Martin, TE Jack Pedersen, WR Braden Pegan, OL Niki Prongos, P Brody Richter, DB Clint Stephens, DB Croix Stewart, LB Jalen Woods, OL Sam Yoon

**Sophomores (3):** K Mateen Bhaghani, WR Rico Flores Jr., RB Leo Kemp

**Redshirt Freshmen (23):** DL Collins Acheampong, RB Peter Bario, DL Grant Buckley, RB Isaiah Carlson, DB Kanye Clark, OL Jack Clarke, DB Joshua Dixon, QB Luke Duncan, LB Larry Edwards III, DL A.J. Fuimaono, WR Grant Gray, DB R.J. Jones, LB Ty Lee, RB Troy Leigber, LS Marcus MacNeal, LB Mone Malafu, LS Trent Middleton, LB Wyatt Mosier, LB Donayvn Pellot, WR Carter Shaw, OL Kory Symington, OL Tavake Tuikolovatu, DB Marquise Villahermosa

**Freshmen (18):** DL Jordan Abarca, OL Walker Andersen, DB Brett Barry, DB Jamir Benjamin, QB Dermaricus Davis, K David Dellenbach, DB Khristian Dunbar-Hawkins, WR Kwazi Gilmer, QB Karson Gordon, QB Henry Hasselbeck, RB Cameron Jones, LB Isaiah Patterson, LB Jacob Reis, OL Mark Schrollier, OL Jensen Somerville, OL Michael Sultemeier, OL Marquise Thorpe-Taylor, WR Russell Weir

**BRUIN TRANSFERS**

Name	Pos.	Grad.	Previous School
Salem Abdul-Wahab	LS		Northern Colorado
Collins Acheampong	DL		Miami (FL)
Bryan Addison	DB	X	Oregon
Anthony Adkins	RB	X	Army West Point
Oluwafunto Akinshilo	OL		Iowa State
Devin Aupiu	DL		Notre Dame
Jalen Berger	RB	X	Michigan State
Mateen Bhaghani	K		California
Nick Billoups	QB	X	BYU
Jacob Basic	DL		Navy
Michael Carmody	OL	X	Notre Dame
Jaylin Davies	DB		Oregon
Dermaricus Davis	QB		Washington
Devin Delgado	OL		West Hills College Coalinga
Travis Drosos	LS	X	South Alabama
Joseph Firebaugh Jr.	K		Southwestern College
Rico Flores Jr.	WR		Notre Dame
Anthony Frias II	RB	X	Kansas State
Ethan Garbers	QB	X	Washington
Blake Glessner	K		Montana State
Ramon Henderson	DB	X	Notre Dame
Spencer Holstege	OL	X	Purdue
Jaylan Jeffers	OL		Oregon
Ale Kaho	LB	X	Alabama
Leo Kemp	RB		San Diego State
Alani Makihele	OL	X	UNLV
Moliki Matavao	TE		Oregon
Titus Mokiao-Atimalala	WR		UCF
Kaylin Moore	DB		California
Oluwafemi Oladejo	LB		California
Bryce Pierre	TE	X	Arizona State
Brody Richter	P		Northern Arizona
Luke Schuermann	DL	X	Johns Hopkins
Gary Smith III	DL		Duke
J. Michael Sturdivant	WR		California
Michael Sullivan	DL		American River College
Zeke Thomas	DB		Cabrillo College
Jay Toia	DL		USC
Drew Tuazama	DL	X	South Carolina
Reuben Unije	OL	X	Louisville
Tannen Vagle	DL		Santa Monica College
Joseph Vaughn	LB	X	Yale
Caleb Walker	OL		College of the Sequoias
K.J. Wallace	DB	X	Georgia Tech
Keanu Williams	DL		Oregon

**BRUIN BALL CARRIERS**

• Junior running back T.J. Harden led UCLA with 536 rushing yards on 124 attempts (4.1 yards per carry) in 2024. Secondary backs Keegan Jones and Jalen Berger posted near-identical numbers with 188 yards on 47 attempts and 182 yards on 48 attempts, respectively. Quarterback Ethan Garbers ranked second on the team with 368 yards on the ground.

• Harden posted a season-high 125 rushing yards against Iowa (Nov. 8). He became the Bruins' first 100-yard rusher this season, and was also the first 100-yard rusher against the Hawkeyes in 2024. It marked the fourth 100-plus yard rushing effort of Harden's career. He had a season-long 29-yard carry in the second quarter.

• UCLA's 211 rushing yards in a Week 11 home victory over Iowa were a season high. The Bruins out-rushed the Hawkeyes by a margin of 211-80, despite Iowa entering the game ranked first in the Big Ten and 10th nationally in rushing offense.

• UCLA topped 100 rushing yards in two other contests: at Nebraska (139) and vs. USC (111).

• Harden had a solid performance vs. USC (Nov. 23), netting 98 rushing yards on 14 touches. He also reeled off a 40-yard run in the first quarter, his longest rushing gain of the season.

• Three Bruin RBs – Harden, Jones and Berger – hauled in touchdown passes in UCLA's 35-32 win at Rutgers (Oct. 19). Berger's receiving touchdown in his home state of New Jersey marked his first score in a Bruin uniform and the first TD reception of his career.

• Berger also caught a touchdown pass at Nebraska (Nov. 2), becoming the first UCLA player this season with receiving TDs in back-to-back games. It's the second time in his career that Berger has posted a score in back-to-back games, as he found the end zone on the ground in the final two games of the 2022 season while at Michigan State.

• Jones' 67-yard touchdown catch in the third quarter at Rutgers marked the longest reception of his career. He finished with a career-high 114 receiving yards and is now the fourth Bruin this season to top 100-plus receiving yards in a game (Rico Flores Jr., Moliki Matavao, J. Michael Sturdivant).

• Harden recorded a team-high 79 receiving yards on a career-high six receptions in UCLA's loss at Washington (Nov. 15). Jones tallied his first touchdown of the season by punching in a goal-line rush on the opening drive of the game versus Minnesota (Oct. 12). The TD marked the first time this season UCLA scored first in a game.

• Harden bruised through tacklers for a 32-yard reception on a screen play to set up a field goal before halftime versus Minnesota. The massive gain marked the second straight week Harden had a 30-plus-yard reception.

• Harden had a career-long 53-yard catch-and-run at Penn State (Oct. 5), more than doubling his previous career-long reception (25 yards versus Colorado, 2023).

• Berger co-led the Bruins with 38 yards on the ground at Penn State. He had an 18-yard gain in the third quarter, his longest as a Bruin.

• Jones recorded a season-long 22-yard rush at the start of the fourth quarter at Penn State.

• Jones totaled a team-high 72 all-purpose yards on six plays at LSU (50 receiving, 22 rushing). He caught a key third-down pass for 28 yards on the first drive of the game to set up a touchdown.

• Harden punched in a goal-line rush from one yard out to put UCLA on the board just before halftime against Indiana for his first touchdown of the season (Sept. 14). Harden was also the Bruins' leading pass catcher in the game with 41 receiving yards, including a 24-yard catch-and-run.

• UCLA led the Pac-12 Conference and finished 16th nationally with a rushing-yards-per-game average of 197.9 in 2023.

• The Bruins eclipsed the 200-yard rushing mark six times in 2023, going 5-1 in those games. Their 404 ground yards against North Carolina Central (Sept. 16) were the most by a UCLA team since 2010.

• Harden, who was named a preseason candidate for the Doak Walker Award in August, rushed for more than 100 yards in two of the Bruins' final three 2023 contests.

• Harden had a career game last season at USC (Nov. 18, 2023), rushing for a personal-best 142 yards and tacking on his first receiving touchdown. He also scored on the ground.

• Harden's 5.3 rushing yards per carry (fifth), eight touchdown runs (ninth) and 63.6 ground yards per game (10th) were good for top-10 finishes among Pac-12 performers in 2023.

• Jones, who was put on the Paul Hornung Award preseason watch list in August, rushed 14 times for 152 yards and two touchdowns while catching eight balls for 77 yards and returning four kicks for 78 yards in 2023.

• Berger has broken the 100-yard rushing mark three times, including a season-opening 16-carry, 120-yard performance against Western Michigan (Sept. 2) for Michigan State in 2022. He started 11 games for the Spartans that year.

• UCLA had six rushers – including returners Harden (5.3), Jones (10.9) and RB Anthony Adkins (5.9) – log 10 or more carries while averaging 5.1 yards or better per carry in 2023.

**WIDEOUTS**

• True freshman wide receiver Kwazi Gilmer led his position group with 31 receptions and ranked second among all Bruin wideouts with 345 receiving yards. Gilmer was named Big Ten Freshman of the Week after his most impactful game of the season at Nebraska on Nov. 2. The Sierra Canyon School product posted a season-high 88 receiving yards while reeling in his first career TD reception on a 48-yard grab.

• Redshirt senior Logan Loya led the Bruins' wide receivers with 348 receiving yards and four touchdown grabs while ranking second with 28 catches. Redshirt junior J. Michael Sturdivant was the only other wideout to top 300 yards (315).

• Sturdivant had one of his top performances as a Bruin on Nov. 23 against USC, reeling in six catches for 117 yards and a touchdown. Three of his receptions went for 20-plus yards, including a season-long 45 grab. The performance marked the fourth 100-yard receiving game of his career. With his USC outing, Sturdivant became the first Bruin this season to record multiple 100-yard receiving games.

• Sturdivant hauled in his second touchdown grab of the season in the Bruin's 2024 finale versus Fresno State (Nov. 30). Sturdivant touched down in the back of the endzone with under 2:00 remaining in the fourth quarter to go up two scores.

• Loya was UCLA's top pass-catcher against Iowa (Nov. 8), pacing the Bruins in receptions (five) and yards (94) while reeling in his team-high fourth TD catch of the year. Loya entered the Iowa game with a season-long catch of 18 yards, but had a pair of 20-plus-yard grabs against the Hawkeyes.

- Gilmer notched his second touchdown grab of the seasons in the second quarter at Washington (Nov. 15).
- Loya recorded the 100th catch of his career in the first quarter at Nebraska (Nov. 2).
- Redshirt junior Titus Mokiao-Atimalala caught a two-yard touchdown pass against Iowa. It marked his first touchdown reception since the 2022 Tony the Tiger Sun Bowl versus Pittsburgh.
- Mokiao-Atimalala set a career high in receptions (six) against USC on Nov. 23.
- Sturdivant recorded 107 receiving yards on a season-high seven receptions, including his first touchdown of the year, in UCLA's loss to Minnesota (Oct. 12).
- Loya led UCLA in receptions (six) at Penn State (Oct. 25) and caught a one-yard touchdown pass in the final minute of the game. The catch represented the first career TD pass for Justyn Martin.
- Redshirt freshman Rico Flores Jr. made his third 20-plus-yard reception of the season in the second quarter versus Indiana (Sept. 14). Flores caught two passes that went for 39 yards or more at Hawai'i (Aug. 31). His 39-yarder went for a touchdown.
- Flores, a transfer from Notre Dame, ranked second on the 2023 Fighting Irish squad with 27 catches and totaled 392 receiving yards (14.5 yards per catch). His season-best marks from 2023 included a 102-yard game on eight catches against Wake Forest and a season-long 60-yard catch-and-run against Pittsburgh.
- Gilmer made his first career start versus Oregon (Sept. 28) and led the team with four receptions for 31 yards.
- Gilmer notched the first two receptions of his career at LSU (Sept. 21), both going for 25-plus yards to set up scoring drives. His 32-yard, juggling snag late in the second half was a game-long for Bruin receivers and helped set up a game-tying touchdown drive.
- Loya had an 11-yard touchdown catch to tie the game late in the first half at LSU. It was his first TD catch of the season. He's caught at least one TD pass in each of the past three seasons (2022-24).
- Loya was tops on the team in receiving yards (655), receptions (59) and touchdowns (five) in 2023.
- Loya had a career-best nine catches in each of the last two games of the 2023 regular season against California (88 yards, including six catches for first downs with five on third or fourth down - Nov. 25) and at USC (60 yards - Nov. 18), with five going for first downs and four of those catches coming on third or fourth down in the Los Angeles Memorial Coliseum. He caught seven passes for a career-high 111 yards versus Colorado (Oct. 28).
- In his first season in Westwood in 2023, Sturdivant ranked second on the squad in receiving yards (597), receptions (36) and receiving touchdowns (four). Sturdivant averaged 16.58 yards per reception, which was good for sixth-best in the Pac-12.
- Sturdivant, a native of Highland Village, Texas, was selected to Earl Campbell Tyler Rose Award Watch List in August. The award, first handed out in 2013, is given annually to the top offensive player in the country who was born in Texas, graduated from a Texas high school or played at a Texas university.

**Y-LIFE**

- Senior tight end Moliki Mataavao was UCLA's leading receiver with 506 yards and 41 catches (12.3 YPC). Mataavao was one of two Bruins to have two games with 100-plus yards receiving (104 at Rutgers; 120 vs. Fresno State). Mataavao's 10 20-plus-yard catches were tops on the team; his 10 20-plus-yard plays, either rush or catch, were tied with running back T.J. Harden for the most on the team.
- Mataavao registered career highs in receptions (eight) and receiving yards (120) and was UCLA's leading pass catcher in the season-ending win over Fresno State (Nov. 30).
- Mataavao hauled in six receptions for 104 receiving yards in UCLA's win at Rutgers (Oct. 19). Three of his catches went for 20-plus yards. The performance marked the first 100-yard receiving game by a Bruin TE since Greg Dulcich caught nine passes for 136 yards versus Arizona State on Oct. 2, 2021.
- Mataavao hauled in his first touchdown reception of the year and the fifth of his career (sixth total TD) in the final seconds of UCLA's 31-19 loss at Washington (Nov. 15).
- Mataavao added a 10-yard TD reception as part of a two-catch day vs. USC (Nov. 23). The sixth TD reception of his career, it marked the second time in his career he's caught a touchdown in consecutive games (also versus Colorado and at Stanford in 2023). He also became just the second Bruin this season (Jalen Berger) with a touchdown in back-to-back games.
- Redshirt senior Bryce Pierre made his first start as a Bruin at Rutgers and finished with a season-high three catches and 20 yards. Pierre came to UCLA after spending 2023 at Arizona State, where he totaled 139 receiving yards on 17 catches (8.18 yards per catch).
- Mataavao and tight end Jack Pedersen each hauled in 20-plus-yard grabs in UCLA's loss to Oregon (Sept. 28), going for 23 and 21 yards, respectively. Pedersen has a pair of 20-yard receptions this season, both of which are career longs.
- Pedersen scored UCLA's first points at LSU (Sept. 21), reeling in a 20-yard touchdown catch on the Bruins' opening drive at Tiger Stadium.
- Mataavao, who was named to the John Mackey Award Watch List in August, recorded 283 yards on 14 receptions (20.2 yards per catch) and two touchdowns in his first season as a Bruin in 2023.
- Mataavao had eight catches in 2023 for at least 20 yards: 23 versus Arizona State, 26 (touchdown) against Colorado, 20 (touchdown) at Stanford, 34 at Oregon State, 29, 27 and 20 versus Washington State and 35 at San Diego State.
- Pierre spent time at two southern California junior colleges: Mt. SAC College (2022) and Chaffey College (2021). Pierre was the No. 3-ranked JUCO tight end prospect in the country, according to ESPN.
- The UCLA tight end group is now coached by Jerry Neuheisel, who was formerly working with the Bruins' receivers.

**BRUINS BY STATE/COUNTRY**

- Alaska (1): OL Alani Makihele
- Arizona (4): LS Travis Drosos, OL Jaylan Jeffers, DL Joquarri Price, P Brody Richter
- California (79): DL Jordan Abarca, LS Salem Abdul-Wahab, DB Bryan Addison, OL Walker Andersen, DL Devin Aupiu, RB Peter Bario, DB Brett Barry, P Chase Barry, K Mateen Bhaghani, QB Nick Billoups, DL, Grant Buckley, OL Josh Carlin, TE Michael Churich, DB Kanye Clark, OL Jack Clarke, DB Jaylin Davies, QB Dermanicus Davis, OL Devin Delgado, OL Garrett DiGiorgio, WR Devanti Dillard, DB Joshua Dixon, DB Khristian Dunbar-Hawkins, QB Luke Duncan, LB Larry Edwards III, K Joseph Firebaugh Jr., WR Rico Flores Jr., RB Anthony Frias II, QB Ethan Garbers, WR Kwazi Gilmer, WR Grant Gray, TE Hudson Habermehl, RB T.J. Harden, DB Ramon Henderson, RB Cameron Jones, DB R.J. Jones, DB D.J. Justice, RB Leo Kemp, DB Devin Kirkwood, LB Ty Lee, RB Troy Leigber, WR Logan Loya, LS Marcus MacNeal, OL Dovid Magna, OL Yutaka Mahe, DB Jady Marshall, QB Justyn Martin, LS Trent Middleton, DB Kaylin Moore, LB Wyatt Mosier, LB Oluwafemi Oladejo, WR Braden Pegan, TE Jack Pedersen, TE Bryce Pierre, OL Niki Prongos, OL Noah Pulealii, LB Jacob Reis, OL Mark Schroller, LB Carson Schwesinger, WR Carter Shaw, WR Ezavier Staples, DB, Clint Stephens, DB Croix Stewart, DL Michael Sullivan, OL Michael Sultemeier, DB Joshua Swift, OL Kory Symington, DL Siale Taupaki, DB Zeke Thomas, DB Evan Thomas, DL Jay Toia, DL Tannen Vagle, LB Joseph Vaughn, LB JonJon Vaughns, DB Marquise Villahermosa, OL Caleb Walker, WR Russell Weir, DL Keanu Williams, LB Jalen Woods, OL Sam Yoon
- Colorado (1): Kain Medrano
- Georgia (2): OL Reuben Unije, DB K.J. Wallace
- Hawaii (4): DL Sittiveni Havili Kaufusi, WR Titus Mokiao-Atimalala, LB Mone Malafa, OL Tavake Tuikolovatu
- Kentucky (1): RB Anthony Adkins
- Maryland (1): DL Jacob Busic
- Massachusetts (1): QB Henry Hasselbeck
- Michigan (2): DB Jamir Benjamin, OL Spencer Holstege
- Missouri (1): DL Luke Schuermann
- Nevada (5): OL, A.J. Fulmaono, LB Ale Kaho, LB Ale Kaho, TE Moliki Mataavao, LB Donavyn Pellot
- New Jersey (1): RB Jalen Berger
- North Carolina (1): DL Drew Tuazama
- Pennsylvania (1): OL Michael Carmody
- South Carolina (1): TE Sam Summa
- Tennessee (2): RB Keegan Jones, DL Gary Smith III
- Texas (4): QB Karson Gordon, QB Chase Griffin, DL Cherif Seye, WR J. Michael Sturdivant
- Utah (2): K David Dellenbach, OL Jensen Somerville
- Washington (4): RB Isaiiah Carlson, K Blake Glessner, LB Isaiiah Patterson, OL Marquise Thorpe-Taylor
- Ghana (1): DL Collins Acheampong
- Nigeria (1): Oluwafunto Akinshilo

**BRUIN GRADUATES (34)**

Pos., Name	School
DB Bryan Addison	Oregon
RB Anthony Adkins	UCLA
RB Jalen Berger	Michigan State
QB Nick Billoups	BYU
OL Josh Carlin	UCLA
OL Michael Carmody	Notre Dame
TE Michael Churich	UCLA
LS Travis Drosos	South Alabama
RB Anthony Frias II	Kansas State
QB Ethan Garbers	UCLA
QB Chase Griffin	UCLA
TE Hudson Habermehl	UCLA
DL Sittiveni Havili Kaufusi	UCLA
DB Ramon Henderson	Notre Dame
OL Spencer Holstege	Purdue
RB Keegan Jones	UCLA
LB Ale Kaho	UCLA
DB Devin Kirkwood	UCLA
WR Logan Loya	UCLA
OL Dovid Magna	UCLA
OL Alani Makihele	UNLV
QB Justyn Martin	UCLA
LB Kain Medrano	UCLA
TE Bryce Pierre	Arizona State
DL Joquarri Price	UCLA
DL Luke Schuermann	Johns Hopkins
DL Cherif Seye	Southeastern Louisiana
DB Joshua Swift	UCLA
DL Siale Taupaki	UCLA
DL Drew Tuazama	UAB
OL Reuben Unije	Houston
LB Joseph Vaughn	Yale
LB JonJon Vaughns	UCLA
DB K.J. Wallace	Georgia Tech

**THE BRUINS IN RECENT POLLS**

Year	Poll	AP	Coaches	CFP
2023	Week 10 (Oct. 29)	20	20	19
2023	Week 9 (Oct. 22)	23	24	-
2023	Week 8 (Oct. 15)	25	25	-
2023	Week 7 (Oct. 8)	18	22	-
2023	Week 4 (Sept. 17)	22	25	-
2023	Week 3 (Sept. 10)	24	25	-
2023	Preseason	RV	RV	-
2022	Final	21	21	-
2022	Week 15 (Dec. 4)	18	18	18
2022	Week 14 (Nov. 27/29)	17	17	17
2022	Week 13 (Nov. 20/22)	17	18	18
2022	Week 12 (Nov. 13/15)	16	16	16
2022	Week 11 (Nov. 6/8)	9	10	12
2022	Week 10 (Oct. 30/Nov. 1)	10	11	12
2022	Week 9 (Oct. 23)	12	15	-
2022	Week 8 (Oct. 16)	9	10	-
2022	Week 7 (Oct. 9)	11	12	-
2022	Week 6 (Oct. 2)	18	19	-
2022	Preseason	RV	RV	-
2021	Final	NR	NR	-
2021	Week 5 (Sept. 26)	20	20	-
2021	Week 4 (Sept. 19)	24	24	-
2021	Week 3 (Sept. 12)	13	13	-
2021	Week 2 (Sept. 7)	16	16	-
2021	Preseason	RV	RV	-
2020	Final	NR	NR	-
2020	Preseason	NR	NR	-
2019	Final	NR	NR	-
2019	Preseason	NR	RV	-
2018	Final	NR	NR	-
2018	Preseason	NR	NR	-
2017	Final	NR	NR	-
2017	Week 3 (Sept. 10)	25	RV	-
2017	Preseason	RV	RV	-
2016	Final	NR	NR	-
2016	Preseason	16	24	-
2015	Final	NR	NR	-
2015	Week 13 (Nov. 22)	22	23	22
2015	Week 11 (Nov. 8)	18	18	19
2015	Week 10 (Nov. 1)	22	22	23
2015	Week 9 (Oct. 25)	24	24	-
2015	Week 7 (Oct. 11)	18	18	-
2015	Week 6 (Oct. 4)	20	20	-
2015	Week 5 (Sept. 27)	7	10	-
2015	Week 4 (Sept. 20)	9	11	-
2015	Week 3 (Sept. 13)	10	12	-
2015	Week 2 (Sept. 8)	13	13	-
2015	Preseason	13	14	-

**UCLA'S RECENT HIGHEST RANKINGS**

Year	Rank	Year	Rank
2024	N/A	2011	N/A
2023	18	2010	N/A
2022	9	2009	N/A
2021	13	2008	23
2020	N/A	2007	11
2019	N/A	2006	N/A
2018	N/A	2005	7
2017	25	2004	N/A
2016	16	2003	N/A
2015	7	2002	20
2014	7	2001	4
2013	9	2000	6
2012	15		

**OBSERVING THE O-LINE**

- UCLA saw its total-offense-per-game average climb more than 100 yards after switching to the O-Line configuration of Prongos-Holstege-Yoon-Carlin-DiGiorgio, from left to right, against Penn State on Oct. 5. The Bruins averaged 367 yards of total offense (1,838 yards over five games) in those games, compared to a 262 yards/game clip in the team's first four contests of 2024.
- Redshirt senior OL Jaylan Jeffers made his first-career start at left tackle in place on an injured Niki Prongos at Washington (Nov. 15). Redshirt junior OL Yutaka Mahe appeared at left tackle after Jeffers went down with an injury at Washington.
- Mahe, against USC on Nov. 23, became the fourth Bruin this season to start at left tackle (also Unije, Prongos, Jeffers). Mahe made the first two start of his collegiate career in UCLA's final two games of the season versus USC and Fresno State (Nov. 30).
- Against Iowa (Nov. 8), the O-Line helped UCLA to a season-high 211 rushing yards while not allowing a sack for the first time in 2024.
- Prongos made the first eight starts of his career this season at three different spots, lining up at right tackle at Hawai'i (Aug. 31), right guard against LSU (Sept. 21) and Oregon (Sept. 28) and left tackle for five games.
- Josh Carlin made his season debut at right guard against Penn State after playing the previous four games at center. He has started every game at right guard since.
- Redshirt freshman Tavake Tuikolovatu, who appeared in one game as a true freshman, made his first career start against Minnesota (Oct. 12). Tuikolovatu has taken snaps off the bench in each of the Bruins' other 11 games.
- UCLA returns three starters from last year's offensive line, including Carlin, G Spencer Holstege and T Garrett DiGiorgio.
- Last year, the offensive line helped the Bruins record the No. 16 rushing offense in the nation (197.9 yards per game) and No. 32 total offense (427.1 yards per game).
- Carlin was one of 10 Bruins selected to the 12th annual Reese's Senior Bowl watch list.
- A year ago, the Bruins allowed two sacks or fewer in each of the team's first three games. UCLA then held Boise State without a single sack in the 2023 Starco Brands LA Bowl Hosted By Gronk (Dec. 16).
- UCLA opponents tallied five tackles for loss or fewer in eight of 13 games last season.
- Newcomers Reuben Unije (Louisville, 26) and Alani Makihele (UNLV, 17) had combined for 43 appearances at the Division I level going into 2024.

**D-LINE DATA**

- UCLA's rushing defense ranked sixth in the nation with 96.2 yards allowed on the ground per game. Last year, the Bruins finished second in the nation in rushing defense, giving up 80.8 rushing yards per game to opponents in 2023.
- Senior defensive tackle Jay Toia posted three tackles and his first sack of the season at Nebraska (Nov. 2). The sack capped off a three-and-out for the Huskers on their first offensive drive of the game. It was Toia's third sack of his career.
- Junior defensive edge Oluwafemi Oladejo recorded seven tackles (5-2-7) and 1.5 tackles for loss (TFL) against USC (Nov. 23), marking his third straight week with multiple TFL (two at Washington, four versus Iowa).
- Redshirt senior defensive lineman Luke Schuermann recorded a solo sack in the second quarter at Washington (Nov. 15), his first at the FBS level. He made a school-record 34.5 sacks at Division III Johns Hopkins as an undergraduate.
- Oladejo led the Bruins with two sacks and four TFL against Iowa (Nov. 8). Both of those totals doubled his previous career bests in those statistics. His four TFL were the most by a UCLA lineman this season and second-most overall (LB Carson Schwesinger, 4.5 against Indiana).
- Redshirt junior edge Devin Aupiu notched two TFL at Nebraska (Nov. 2), his first career multi-TFL outing.
- Redshirt senior lineman Siale Taupaki recorded the first sack of his career in the second quarter versus Minnesota (Oct. 12). Taupaki's sack marked the first by a UCLA interior lineman since Keanu Williams in Week 1 at Hawai'i (Aug. 31).
- Oladejo posted 10 tackles and two TFL coming off the edge at Penn State (Oct. 5). The 10 stops matched his most in a Bruin uniform, and marked the most by a UCLA defensive lineman this season. A Bruin lineman has not posted 11 tackles in a game since Takk McKinley in 2016.
- Taupaki, making the first start of his career, recorded a career-high six tackles (3-3-6) against Oregon (Sept. 28).
- Toia posted a season-high five tackles (2-3-5) at LSU (Sept. 21).
- DL Jacob Busic picked up a sack and made three tackles in his UCLA debut at Hawai'i.
- UCLA rated second in the nation allowing just 2.65 yards per rush in 2023 (Penn State was first at 2.26). A Bruin team most recently had a lower mark for a season in 1985 (2.12).
- UCLA allowed just five rushing touchdowns in 2023, leading the nation. Ohio State was second with six.
- UCLA boasted one of the top defensive lines in the nation last year, headlined by edge rusher Laiatu Latu who was the first defensive player taken in the 2024 NFL Draft with the 15th overall pick by the Indianapolis Colts. Latu, UCLA's first-ever winner of the Lombardi Award and the Ted Hendricks Award, had multiple TFL in seven games during the season and at least 0.5 TFL in each game in 2023.
- Latu led the nation in TFL per game (1.8) and ranked fourth nationally, second in the league, in sacks per game (1.08) average.
- Latu totaled 13 sacks last season to finish his UCLA career with 23.5 sacks in just two seasons. That career total ranks sixth all-time in UCLA's record books.
- Including Latu, four members of UCLA's 2023 defensive line unit are on NFL active rosters, practice squads or reserve lists: Carl Jones Jr. (Chicago) and twins Gabriel (Minnesota) and Grayson Murphy (Miami).
- UCLA's 2023 defensive line forced four fumbles and recorded two interceptions (both Latu).
- Toia started in 12 of 13 games (not California) last season and finished the year with 28 tackles, 4.0 tackles for loss and 1.0 sack.
- Toia is UCLA's most experienced defensive line talent with 38 games, including 24 starts, under his belt coming into 2024.

**LOOKING AT THE LINEBACKERS**

- Redshirt junior linebacker Carson Schwesinger, a former walk-on, had a breakout season as one of the most dominant and instinctive defensive players in the country, leading the FBS in solo tackles (90) and Big Ten in total tackles (136). He finished the season with 8.5 TFL, 4.0 sacks and a team-high-tying two interceptions.
- Schwesinger was named a finalist for the Butkus Award and semifinalist for the Burlsworth Trophy in addition to earning Associated Press First Team All-America honors. Schwesinger was UCLA's first Butkus Award finalist since Eric Kendricks (2014).
- Nationally, Schwesinger ranked first in solo tackles (90) and solo tackles per game (7.5) The next closest solo tackler in the FBS trailed Schwesinger by eight (Shaun Dolac, Buffalo). Schwesinger ranked third in the FBS and led all defenders from "Power 4" conferences in total tackles (136). He also finished top 10 nationally with 11.3 total tackles per game (5th). Schwesinger led the Big Ten Conference in every tackling category in the Bruins' first year in the conference.
- Schwesinger eclipsed 100 tackles for the season at Washington, becoming the first Bruin to accomplish that feat since safety Adarius Pickett in 2018 (123) and first UCLA linebacker since Kenny Young in 2017 (110). Schwesinger saw his streak of six straight double-digit tackle performances come to an end against Iowa (Nov. 8). That streak is good for the longest by a Bruin defender since Eric Kendricks in 2014. Schwesinger led UCLA in tackles in 10 of 12 games in 2024.
- Schwesinger's 136 total tackles are tied for ninth-most in UCLA single-season history.
- Schwesinger closed the season with a team-high 15 tackles in the Bruins' 20-13 win over Fresno State (Nov. 30). It marked the fourth time this season he recorded double-digit solo tackles (11) in a contest.
- Against USC (Nov. 23), Schwesinger led the Bruins in tackles with 12 (10-2-12). Nine of those tackles came in the first half alone.
- Schwesinger led the Bruins with a career-high 17 tackles at Washington (Nov. 15), the most by a Bruin since Jayon Brown in 2016 (19 against Colorado on Nov. 3, 2016).
- Schwesinger was named the Big Ten Defensive Player of the Week after notching the first two interceptions of his career in UCLA's 20-17 win over Iowa (Nov. 8). He became the first Bruin this season, and ninth Big Ten player, with a two-interception performance. The last Bruin with two picks in a game was Alex Johnson against San Diego State in 2023. Schwesinger added seven tackles against the Hawkeyes.
- Schwesinger saw his streak of six straight double-digit tackle performances come to an end against Iowa. That streak is good for the longest by a Bruin defender since Eric Kendricks' 2014 Butkus Award-winning season.
- Against Minnesota, Schwesinger set career highs in sacks (two) and TFL (4.5). His 4.5 TFL marked the most by a Bruin since Takk McKinley in 2016 versus Utah.
- At Penn State (Oct. 5), Schwesinger became just the second Bruin defender over the past six seasons to total 15 tackles in a game (Mo Osling III, 2022) and the first LB to accomplish that feat since Kenny Young in 2017 (Nov. 24 versus California).
- Redshirt senior Kain Medrano finished second on the team with 72 total tackles (50-22-72) and 11.0 TFL.
- Medrano recorded his second interception of the season in the third quarter at Washington, marking his third straight week with a takeaway. He finished the year tied for the team lead in picks (Schwesinger and DB Bryan Addison).
- Medrano paced the Bruins with nine tackles against Iowa, matching a season high and marking the second time this season he had led the team in tackling. He also stripped Iowa QB Brendan Sullivan in the second quarter for his third career forced fumble and second career fumble recovery. The takeaway marked his second in as many weeks.
- Medrano had arguably his finest outing of the year on Nov. 2 at Nebraska, reeling off a 38-yard pick-six on the opening play of the second half and posting six tackles (3-3-6) overall, second most on the team, in a 27-20 road win. It was Medrano's second-career interception, and first for a touchdown.
- Medrano was a defensive standout for the Bruins in their loss to Indiana at the Rose Bowl (Sept. 14). Medrano recorded a team- and career-high three TFL, marking the third multi-TFL performance of his career. The Pueblo, Colo. native also paced the Bruins with nine total tackles, including eight solo.
- Medrano recorded five total tackles – including one for a loss of two yards – and a forced fumble at Hawai'i (Aug. 31). His showing earned a PFF grade of 88.4, which was the fourth-best number of all linebackers during Week 1 and ranked first among those in the Big Ten.
- Schwesinger made seven total tackles – including one for negative yardage – at Hawai'i. He also forced a fumble on the game's final play.
- Playing in his first game since the 2023 season opener, College Football Comeback Player of the Year Award candidate LB Ale Kaho posted four total tackles at Hawai'i. One of his stops was a sack on the game's final drive that drove the Rainbow Warriors backwards 11 yards. Bruin Laiatu Latu won the Comeback honor in 2022.
- Kaho drew a start at Penn State, his first since the 2021 campaign. He made three total starts in 2024 (Minnesota, Rutgers).
- Redshirt sophomore Jalen Woods drew the first start of his career on Nov. 23 against USC, and went on to make a career-high six tackles (4-2-6).
- The Bruins returned two starting linebackers in redshirt senior Medrano and senior Oluwafemi Oladejo in 2024.
- Kaho returned for his fourth year at UCLA after being limited to one game over the past two seasons while rehabbing injuries. Kaho appeared in 52 games going into the 2024 season, winning the College Football Playoff National Championship with Alabama in 2020.
- In 2023, UCLA's linebacker corps helped record the No. 2 rushing defense in the country (80.8 yards per game) and the No. 10 total defense (301.5 yards per game).
- Linebackers figured in five UCLA turnovers a season ago. Oladejo led the way with an interception and two fumble recoveries, while Medrano also forced a fumble.
- Medrano (56) and Oladejo (54) ranked second and third on the team, respectively, in total tackles last year. Darius Muasau, who led the Bruins in tackles in both 2022 and 2023, was selected in the sixth round of the 2024 NFL Draft by the New York Giants.
- Medrano paced UCLA linebackers with seven TFL in 2023. His top outing of the year came on Sept. 23 at Utah, as he posted career highs of 10 total tackles and 2.5 TFL while also forcing a fumble.

**BRUINS IN THE NFL**

Name	Pos.	Exp.	Team
Kazmeir Allen	RB	1	Washington
Alec Anderson	OT	2	Buffalo
Eli Ankou	DT	6	Buffalo
Krys Barnes	LB	5	Arizona
Jake Bobo	WR	2	Seattle
Jake Brendel	OL	7	San Francisco
Brittain Brown	RB	3	Seattle
Zach Charbonnet	RB	2	Seattle
Kenny Clark	DL	9	Green Bay
Matt Dickerson	DE	5	Miami
Greg Dulcich	TE	3	Denver
Ka'imi Fairbairn	K	9	Houston
Jon Gaines II	OL	2	Arizona
Darnay Holmes	CB	5	Las Vegas
Andre James	C	6	Las Vegas
Alex Johnson	CB	R	NY Giants
Carl Jones	LB	R	Chicago
Joshua Kelley	RB	5	Tennessee
Eric Kendricks	LB	10	Dallas
Quentin Lake	DB	3	LA Rams
Laiatu Latu	DE	R	Indianapolis
Marcedes Lewis	TE	19	Chicago
Atonio Mafi	G	2	Indianapolis
Conor McDermott	OL	8	LA Rams <sup>@</sup>
Takk McKinley	DL	6	NY Jets*
Kolton Miller	T	7	Las Vegas
Fabian Moreau	CB	8	Minnesota
Darius Muasau	LB	R	NY Giants
Gabriel Murphy	OLB	R	Minnesota <sup>#</sup>
Grayson Murphy	LB	R	Miami <sup>@</sup>
Osa Odighizuwa	DT	4	Dallas
Otito Ogbonnia	DL	3	LA Chargers
Raiqwon O'Neal	T	2	Tampa Bay
Kyle Philips	WR	2	Philadelphia
Scott Quessenberry	C	7	Houston
Sean Rhyan	G	3	Green Bay
Carson Steele	FB	R	Kansas City
Dorian Thompson-Robinson	QB	2	Cleveland
Colson Yankoff	TE	R	Washington <sup>@</sup>

\* Practice squad  
 @ Reserve/Injured  
 # Reserve/Designated to Return

**UCLA'S RECENT NFL DRAFT PICKS**

Name	Pos.	Yr.	RD/PK	Team
Carson Schwesinger	LB	2025	2/33	Cleveland
Oluwafemi Oladejo	DE	2025	2/52	Tennessee
Kain Medrano	LB	2025	6/205	Washington
Jay Toia	DT	2025	7/217	Dallas
Moliki Matavao	TE	2025	7/248	New Orleans
Laiatu Latu	DE	2024	1/15	Indianapolis
Darius Muasau	LB	2024	6/183	NY Giants
Zach Charbonnet	RB	2023	2/52	Seattle
Jon Gaines II	G	2023	4/122	Arizona
Atonio Mafi	G	2023	5/140	Cleveland
D. Thompson-Robinson	QB	2023	5/144	New England
Greg Dulcich	TE	2022	3/80	Denver
Sean Rhyan	OL	2022	3/92	Green Bay
Otito Ogbonnia	DT	2022	5/160	LA Chargers
Kyle Philips	WR	2022	5/163	Tennessee
Quentin Lake	S	2022	6/211	LA Rams
Brittain Brown	RB	2022	7/250	Las Vegas
Osa Odighizuwa	DT	2021	3/75	Dallas
Demetric Felton	WR	2021	6/211	Cleveland
Devin Asiasi	TE	2020	3/91	New England
Darnay Holmes	CB	2020	4/110	NY Giants
Joshua Kelley	RB	2020	4/112	LA Chargers
Caleb Wilson	TE	2019	7/254	Arizona
Josh Rosen	QB	2018	1/10	Arizona
Kolton Miller	OT	2018	1/15	Oakland
Kenny Young	ILB	2018	4/122	Baltimore
Scott Quessenberry	C	2018	5/155	LA Chargers
Jordan Lasley	WR	2018	5/162	Baltimore

**UCLA IN OVERTIME GAMES (8-3)**

Date	Game	Result
12/19/2020	Stanford	L, 48-49 (2OT)
09/03/2016	at Texas A&M	L, 24-31 (OT)
10/25/2014	at Colorado	W, 40-37 (2OT)
09/01/2008	Tennessee	W, 27-24 (OT)
10/29/2005	at Stanford	W, 30-27 (OT)
10/15/2005	at Washington State	W, 44-41 (OT)
10/18/2003	California	W, 23-20 (OT)
10/14/2000	at California	L, 38-46 (3OT)
11/13/1999	Washington	W, 23-20 (OT)
10/17/1998	Oregon	W, 41-38 (OT)
11/23/1996	USC	W, 48-41 (2OT)

**UCLA TRADITIONS****Bruin Walk**

Head coach DeShaun Foster is bringing back a UCLA football tradition from his playing days – the Bruin Walk. For all home games, the UCLA football team will be greeted upon arrival at the Rose Bowl Stadium by cheering fans and walk through the UCLA Football Fan Zone (located in Parking Lot Area H) prior to entering the venue.

**The Eight-Clap**

The UCLA fanbase's touchdown and postgame victory celebration. The boisterous cheer begins with eight claps, followed by a spell-out of U-C-L-A and three yells of "Fight! Fight! Fight!" What was originally called the "eight-clap yell" was introduced by a UCLA student in 1948 to show off Bruin spirit.

**The Inverted Fountain**

Located in the heart of UCLA's south campus is the Inverted Fountain which is steeped in student tradition and lore. On orientation day, incoming UCLA freshmen and transfer students are directed to take an oath and dip their hands in the water of the Inverted Fountain in a process known as becoming "Bruintized." Students are not to touch the water again until graduation day. Designed by Howard Troller, the Inverted Fountain has an off-centered 12-foot wide and five-foot deep crater that recirculates approximately 10,000 gallons per minute.

- Oladejo led UCLA with 10 tackles at San Diego State in Week 2 of the 2023 season, and added his first interception as a Bruin against Washington State. He compiled six tackles at Arizona on Nov. 4, and again at the Starco Brands LA Bowl Hosted By Gronk on Dec. 16.

- Veteran LBs JonJon Vaughns (44 games played) and Joseph Vaughn (Yale transfer, 32) combined for 76 appearances at the Division I level going into 2024. Woods appeared in all 13 of the team's games last year in his freshman campaign.

**SCOUTING THE SECONDARY**

- Senior defensive back Devin Kirkwood intercepted QB Will Rogers in the third quarter at Washington (Nov. 15). It was his first pick of the season and third of his career. All three of Kirkwood's picks have come in road games (once at USC and twice at Washington).

- Senior Kaylin Moore notched his first career interception to seal UCLA's win at Nebraska on Nov. 2, pouncing and catching a pass after it deflected off a Husker receiver's knee with under a minute remaining in the contest.

- Redshirt senior K.J. Wallace posted 3.5 tackles for loss vs. USC on Nov. 23. That mark was the highest by a member of the UCLA secondary this season, and nearly doubled his previous career best (two versus Hawai'i).

- Redshirt junior Jaylin Davies posted a season-high five tackles (2-3-5) while adding his first career sack at Nebraska.

- Redshirt senior Bryan Addison notched his team-leading second interception of the season and sixth of his career in the fourth quarter at Rutgers (Oct. 19).

- Addison recorded the first pick-six of his career in the second quarter against Oregon (Sept. 28). Addison picked off quarterback Dillon Gabriel and sprinted 96 yards to the endzone for the longest INT return by a Bruin since Ishmael Adams who also had a 96-yard pick-six against Colorado in 2015.

- Making their debuts as Bruins, Addison, Wallace and Ramon Henderson shined in the defensive backfield at Hawai'i (Aug. 31). Addison made four total tackles and recovered a fumble. Henderson had three stops, including one sack, and picked off a pass. Of Wallace's seven total tackles, one was a sack and two went for negative yardage.

- Alex Johnson, who has since moved on to the NFL's Indianapolis Colts, paced the Pac-12 Conference with five interceptions (sixth nationally) and 0.4 picks per game (13th overall) in 2023.

- Davies has four career interceptions. His pick in the 2022 Tony the Tiger Sun Bowl (Dec. 30) was returned 52 yards for a touchdown.

- Newcomers Addison (five), Henderson (seven), Moore (18) and Wallace (19) combined for 49 career defensive-backfield starts at their previous stops entering the 2024 season.

- The Bruins saw their passing efficiency defense ranking climb from 96th nationally (139.64) in 2022 to 19th overall (119.31) in 2023.

- Former walk-on DB Kanye Clark earned a scholarship during 2024 spring practice. In five games as a true freshman in 2023, Clark made three tackles – including a pair in the Bruins' Starco Brands LA Bowl Hosted By Gronk win versus Boise State (Dec. 16).

- The Bruins registered two or more interceptions in five of their games in 2023.

**SPECIAL TEAMERS**

- Sophomore kicker Mateen Bhaghani proved to be one of the most reliable specialists in the country, ranking 10th in the FBS with 1.67 field goals per game. Bhaghani finished the season 20-of-24 on field goal attempts (83.3%) and 20-of-20 on PAT attempts (100.0%). He was 3-for-5 from 50 yards out this season.

- Bhaghani bookended UCLA's scoring and accounted for eight points in a 20-17 win over Iowa (Nov. 8). He connected on a career-long 57-yard attempt in that contest, besting his previous long of 54 set against Oregon earlier this year. It was the second-longest field goal in UCLA lore, trailing only a 60-yard make by Ka'imani Fairbairn against California in 2015.

- Bhaghani drilled three field goals, including one that stood as the game winner, at Hawai'i (Aug. 31). A UCLA kicker had most recently checked both of those boxes when Nicholas Barr-Mira made four, including the decider, against South Alabama on Sept. 17, 2022. Bhaghani's performance earned him Big Ten Special Teams Player of the Week.

- Bhaghani posted a career-high five touchbacks, on six kickoff attempts, at Nebraska on Nov. 2.

- Redshirt senior Logan Loya was UCLA's featured punt return in 2024 with five returns for 56 yards (11.2 yards per return).

- Punter Brody Richter had a standout performance at LSU (Sept. 21). Over four attempts, he uncorked a career- and game-long 61-yard punt and then had his final three punts downed inside the LSU 10-yard line.

- Richter held punting duties for most of the 2024 season with 40 boots for an average of 42.8 yards. He landed 17 punts inside the 20 yard line.

- Bhaghani was 2 for 3 on his field goal attempts against Indiana (Sept. 14), connecting from distances of 28 and 34 yards in the second half.

- Loya was UCLA's featured punt returner last season with 17 returns for a 7.2-yard average, which ranked third in the Pac-12 Conference. Loya had a season-long 31-yard punt return in UCLA's game versus Arizona State in Week 10 last year (Nov. 11).

- Joining the kicking personnel group is sophomore Bhaghani, a transfer from California who went eight-for-nine on field goal attempts and 29-for-29 on extra-point attempts last season.

- Bhaghani connected for a season-long 43-yard field goal twice, once against Oregon and once against UCLA, last season.

- Bhaghani also kicked off 13 times with one touchback last season with the Golden Bears.

- Glessner (Montana State transfer) registered 22 touchbacks on 54 kickoffs in his first season for the Bruins. He booted his first career field goal for UCLA at Arizona (29 yards) after missing from 41 and 42 yards against the Wildcats. He was good from 35 yards on a field goal attempt at USC and missed from 36. He misfired from 23 yards versus California.

- UCLA had 48 punts in 2023. The Bruins' total of 27 punts in 2022 was the second-lowest mark by any team in the nation and the fewest in school history.

- LS Travis Drosos, a transfer from South Alabama, was named to the Patrick Mannelly Award Watch List earlier this month. Drosos was the Jaguars' long snapper in all 13 contests and assisted on 14 made field goals.

**UCLA's BLOCKED KICKS SINCE 2012 (extra points, field goals or punts)**

Player	Date	Opponent	Block	Result
Kain Medrano	11/04/2023	at Arizona	P	UCLA possession -> Turnover on downs
Alex Johnson	10/21/2023	at Stanford	P	UCLA possession -> TD pass
Martell Irby	10/23/2021	Oregon	P	UCLA possession -> TD pass
Ale Kaho	08/28/2021	Hawai'i	P	UCLA possession -> Recovered for TD
Quentin Lake	11/07/2020	at Colorado	FG	UCLA possession -> TD pass
Jay Shaw	11/07/2020	at Colorado	FG	UCLA possession -> TD run
Adarius Pickett	09/03/2017	Texas A&M	FG	UCLA possession -> TD pass
DeChau Holiday	11/12/2016	Oregon State	P	Returned for touchdown
Rick Wade	11/03/2016	at Colorado	FG	UCLA possession -> Punt
Eli Ankou	09/17/2016	at BYU	FG	UCLA possession -> End of half
Takkarist McKinley	09/12/2015	at UNLV	P	UCLA possession -> Field goal
Ishmael Adams	11/01/2014	Arizona	FG	UCLA possession -> Punt
Eric Kendricks	11/15/2013	Washington	FG	UCLA possession -> Punt
Myles Jack	10/26/2013	Oregon	P	UCLA possession -> TD pass
Cassius Marsh	09/21/2013	New Mexico State	FG	UCLA possession -> End of half
Kenny Orjiokwe	08/31/2013	Nevada	P	Returned for touchdown
Sheldon Price	11/17/2012	USC	FG	UCLA possession -> Punt
Eric Kendricks	11/17/2012	USC	P	UCLA possession -> TD run
Anthony Barr	11/10/2012	at Washington State	P	UCLA possession -> End of half
Jordan Zumwalt	11/10/2012	at Washington State	P	UCLA possession -> Lost fumble
Cassius Marsh	11/10/2012	at Washington State	FG	Touchback -> UCLA possession
Datone Jones	11/10/2012	at Washington State	FG	Returned for touchdown
Datone Jones	10/06/2012	at California	XP	CAL kickoff
Dalton Hilliard	10/06/2012	at California	XP	CAL kickoff

**UCLA's TOUCHDOWNS ON SPECIAL TEAMS SINCE 2012**

Scoring Player	Date	Opponent	Play
Kazmeir Allen	11/20/2021	at USC	100-yard kickoff return
Kyle Philips	11/13/2021	Colorado	82-yard punt return
David Priebe	08/28/2021	Hawai'i	0-yard punt block return
Kyle Philips	09/21/2019	at Washington State	69-yard punt return
Demetric Felton Jr.	09/21/2019	at Washington State	100-yard kickoff return
Darnay Holmes	11/24/2018	Stanford	93-yard kickoff return
Jordan Lasley	11/12/2016	Oregon State	23-yard punt block return
Ishmael Adams	09/25/2014	Arizona State	100-yard kickoff return
Phillip Ruhl	08/31/2013	Nevada	4-yard punt block return
Sheldon Price	11/10/2012	at Washington State	68-yard field-goal block return

**BRUINS IN CRUNCH TIME**

• Since 1980, UCLA has scored the last points of a game to win by seven or fewer on 51 occasions.

Year	Scoring Player	Game	Play	Time Left	Final
2024	Mateen Bhaghani	at Hawai'i	32-yard field goal	0:56	16-13
2022	Zach Charbonnet	at California	5-yard run	7:53	35-28
2022	Nicholas Barr-Mira	South Alabama	24-yard field goal	0:00	32-31
2020	Demetric Felton Jr.	at Arizona State	2-yard run	1:08	25-18
2019	Demetric Felton Jr.	at Washington State	15-yard pass from D. Thompson-Robinson	1:07	67-63
2017	Jordan Lasley	Texas A&M	10-yard pass from J. Rosen	0:43	45-44
2015	Soso Jamabo	Colorado	2-yard run	8:28	35-31
2015	Nate Starks	BYU	3-yard run	3:21	24-23
2014	Brett Hundley	at Colorado	8-yard run	OT2	40-37
2014	Ka'imi Fairbairn	at California	26-yard field goal	3:04	36-34
2014	Jordan Payton	Texas%	33-yard pass from J. Neuheisel	3:00	20-17
2014	Thomas Duarte	Memphis	33-yard pass from B. Hundley	10:52	42-35
2012	Ka'imi Fairbairn	at Arizona State	33-yard field goal	0:00	45-43
2011	Derrick Coleman	Arizona State	1-yard run	0:49	29-28
2011	Shaq Evans	Washington State	7-yard pass from K. Prince	3:26	28-25
2010	Kai Forbath	Oregon State	51-yard field goal	0:00	17-14
2009	Kai Forbath	Washington	27-yard field goal	14:53	24-23
2008	Kai Forbath	Tennessee	42-yard field goal	OT1	27-24

• Since 1990, 12 UCLA kickers have converted last-minute or overtime field goals to win games, with Mateen Bhaghani the latest to do so in the season opener at Hawai'i. Brad Daluiso and Kai Forbath each accomplished the feat twice.

Kicker	Date	Game	Distance	Time Left	Final
Mateen Bhaghani	08/31/2024	at Hawai'i	32 yards	0:56	16-13
Nicholas Barr-Mira	09/17/2022	South Alabama	24 yards	0:00	32-31
J.J. Molson	11/24/2017	California	37 yards	0:04	30-27
Ka'imi Fairbairn	10/27/2012	at Arizona State	33 yards	0:00	45-43
Kai Forbath	11/06/2010	Oregon State	51 yards	0:00	17-14
Kai Forbath	09/01/2008	Tennessee	42 yards	OT1	27-24
Justin Medlock	10/18/2003	California	41 yards	OT1	23-20
Chris Griffith	11/19/1999	Washington	22 yards	OT1	23-20

continued on next page

**UCLA'S 300-YARD PASSING GAMES SINCE 2012**

Year	Game	Yards	Result
2024	at Rutgers	383	W, 35-32
2023	California	309	L, 7-33
2022	vs. Pittsburgh	325	L, 35-37
	USC	309	L, 45-48
	Washington	315	W, 40-32
	Bowling Green	357	W, 45-17
2021	at USC	349	W, 62-33
2020	USC	364	L, 38-43
	at Colorado	303	L, 42-48
2019	California	343	L, 18-28
	at USC	383	L, 35-52
	at Washington State	507	W, 67-63
2018	Stanford	466	L, 42-49
	at Arizona State	335	L, 28-31
	Arizona	307	W, 31-30
2017	California	393	W, 30-27
	USC	421	L, 23-28
	Arizona State	420	W, 44-37
	Colorado	372	W, 27-23
	at Stanford	480	L, 34-58
	at Memphis	463	L, 45-48
	Hawai'i	373	W, 56-23
	Texas A&M	491	W, 45-44
2016	Utah	464	L, 45-52
	at Arizona State	444	L, 20-23
	Arizona	350	W, 45-24
	at BYU	307	W, 17-14
	at Texas A&M	343	L, 24-31 (OT)
2015	Nebraska^	319	L, 29-37
	Washington State	340	L, 27-31
	at Oregon State	390	W, 41-0
	California	399	W, 40-24
	at Stanford	325	L, 35-56
	Virginia	351	W, 34-16
2014	USC	326	W, 38-20
	Washington	302	W, 44-30
	at California	330	W, 36-34
	Arizona State	355	W, 62-27
	Memphis	396	W, 42-35
2013	California	410	W, 37-10
	New Mexico State	394	W, 59-13
	Nevada	302	W, 58-20
2012	Baylor#	329	L, 26-49
	Arizona	303	W, 66-10
	Oregon State	372	L, 20-27
	Houston	320	W, 37-6
	Nebraska	309	W, 36-30
	at Rice	303	W, 49-24

^ Foster Farms Bowl (Santa Clara, Calif.)

# Holiday Bowl (San Diego, Calif.)

**UCLA DEBUTS IN 2024**

Game (Date)	Player	Yr.
Fresno State (Nov. 30)	DB Jamir Benjamin	Fr.
at Washington (Nov. 15)	LB Isaiah Patterson	Fr.
Iowa (Nov. 8)	OL Michael Carmody	R-Jr.
	WR Russell Weir	Fr.
at Nebraska (Nov. 2)	RB Peter Bario	R-Fr.
Minnesota (Oct. 12)	RB Cameron Jones	Fr.
Oregon (Sept. 28)	DL Cherif Seye	R-Sr.
Indiana (Sept. 14)	RB Jalen Berger	R-Sr.
	RB Leo Kemp	So.
	DL Drew Tuazama	R-Sr.
at Hawai'i (Aug. 31)	LS Salem Abdul-Wahab	R-So.
	DB Bryan Addison	R-Sr.
	K Mateen Bhaghani	So.
	DL Jacob Busic	R-Jr.
	LS Travis Drosos	R-Sr.
	WR Rico Flores Jr.	So.
	RB Anthony Frias II	R-Jr.
	WR Kwazi Gilmer	Fr.
	DB Ramon Henderson	R-Sr.
	OL Alani Makihele	R-Jr.
	DB Kaylin Moore	Sr.
	TE Bryce Pierre	R-Sr.
	P Brody Richter	R-So.
	DL Luke Schuermann	R-Sr.
	OL Reuben Unije	R-Sr.
	LB Joseph Vaughn	R-Sr.
	DB K.J. Wallace	R-Sr.

**UCLA TRUE-FRESHMAN STARTERS IN SEASON OPENERS**

*SINCE 1988*

Year	Name	Position	Opponent
2020	Luke Akers	P	at Colorado
	R.J. Lopez	K	at Colorado
	Damian Sellers	LB	at Colorado
2019	Sean Rhyan	LT	at Cincinnati
2018	Christaphany Murray	C	Cincinnati
	Atonio Mafi	DL	Cincinnati
2017	Jaelan Phillips	DE	Texas A&M
	Darnay Holmes	CB	Texas A&M
2015	Josh Rosen	QB	Virginia
2014	Najee Toran	LG	at Virginia
2013	Alex Redmond	RG	Nevada
	Sean Covington	P	Nevada
2012	Simon Goines	RT	at Rice
2009	Xavier Su'a-Filo	LT	San Diego State
2008	Rahim Moore	S	Tennessee
2007	Christian Yount	LS	at Stanford
2001	Matt Ware	CB	at Alabama
1999	Asi Faoa	LB	Boise State
	Nate Fikse	P	Boise State
1998	Jeff Grau	LS	Texas
1995	Chris Sailer	P	Miami (FL)

*continued from previous page*

Chris Sailer	10/17/1998	Oregon	24 yards	OT1	41-38
Louis Perez	11/14/1992	at Oregon	40 yards	0:00	9-6
Brad Daluiso	11/10/1990	at Washington	43 yards	0:10	25-22
Brad Daluiso	09/15/1990	Stanford	21 yards	0:01	21-20

• UCLA has notched two of the three largest comebacks in FBS football history since 2017, overcoming a 34-point deficit to defeat Texas A&M in 2017 and erasing a 32-point lead before prevailing at Washington State in 2019. Each turnaround came in the second half. Since 1980, UCLA teams have won nine times after trailing by 18 or more points.

Deficit	Date	Game	Trailed	Final
34	09/03/2017	Texas A&M	10-44 in Q3	45-44
32	09/21/2019	at Washington State	17-49 in Q3	67-63
22	12/30/2005	vs. Northwestern <sup>1</sup>	0-22 in Q1	50-38
21	10/29/2005	at Stanford	3-24 in Q4	30-27 (OT)
21	10/15/2005	at Washington State	7-28 in Q2	44-41 (OT)
21	09/30/2000	Arizona State	0-21 in Q2	38-31
21	09/25/1982	at Michigan	0-21 in Q2	31-27
20	10/20/1979	California	7-27 in Q3	28-27
18	09/14/2013	at Nebraska	3-21 in Q2	41-21

**UCLA's 50-YARD TOUCHDOWNS SINCE 2020**

Since 2016, UCLA has scored 37 touchdowns of 50 yards or more on the offensive side of the ball.

Scoring Player	Date	Opponent	Play
Keegan Jones	10/19/2024	at Rutgers	67-yard pass
T.J. Harden	09/16/2023	North Carolina Central	62-yard rush
Collin Schlee	09/16/2023	North Carolina Central	57-yard rush
Kam Brown	09/16/2023	North Carolina Central	67-yard pass
T.J. Harden	09/09/2023	at San Diego State	59-yard rush
Josiah Norwood	09/09/2023	at San Diego State	81-yard pass
J.Michael Sturdivant	09/02/2023	Coastal Carolina	62-yard pass
Kazmeir Allen	11/19/2022	USC	55-yard pass
Hudson Habermehl	11/12/2022	Arizona	51-yard pass
Kazmeir Allen	11/05/2022	at Arizona State	75-yard rush
Kazmeir Allen	10/29/2022	Stanford	72-yard rush
Logan Loya	10/08/2022	Utah	50-yard pass
Josiah Norwood	09/03/2022	Bowling Green	50-yard pass
Keegan Jones	09/03/2022	Bowling Green	52-yard pass
Dorian Thompson-Robinson	09/03/2022	Bowling Green	68-yard rush
Kazmeir Allen	11/20/2021	at USC	58-yard pass
Kyle Phillips	09/25/2021	at Stanford	75-yard pass
Greg Dulcich	09/04/2021	LSU	75-yard pass
Greg Dulcich	12/12/2020	USC	69-yard pass
Dorian Thompson-Robinson	11/07/2020	at Colorado	65-yard rush
Greg Dulcich	11/07/2020	at Colorado	52-yard pass

**EXPERIENCE AT THE HIGHEST LEVEL**

Head coach DeShaun Foster's first-year staff owned 47 seasons of NFL coaching experience. Leading the way is offensive line coach Juan Castillo, who spent 28 years at the highest level before moving to Westwood. His longest tenure came in Philadelphia where he helped the Eagles capture six NFC East titles, advance to five NFC Championship Games and reach Super Bowl XXXIX during his 18 seasons (1995-2012) on staff. Castillo also coached in Baltimore (2013-16), Buffalo (2017, 2018), Chicago (2020, 2021) and Washington (2022, 2023). Associate head coach and offensive coordinator Eric Bieniemy spent 16 of his previous 18 years with the Minnesota Vikings (2006-2010), Kansas City Chiefs (2013-2022) and Washington Commanders (2023). He guided some of the most prolific offenses in league history while a member of the Chiefs. Kansas City captured the Super Bowl LVII and LIV championships and reached Super Bowl LV during his tenure. Rounding out the quartet of NFL veterans are wide receivers coach Erik Frazier, who was on the Tennessee Titans staff in 2021 and 2022, and quarterbacks coach Ted White, who worked with the Houston Texans in 2022.

**THE STORY OF NO. 36**

Head coach DeShaun Foster awarded redshirt senior defensive back Joshua Swift the No. 36 in honor of Nick Pasquale, who wore the number for the Bruins in 2012 and 2013 before his tragic death in a car accident.

Pasquale was a 5-7, 172-pound redshirt freshman walk-on receiver for the Bruins who had seen his first game action a week before his death in September 2013. He was known for his passion for the game, his limitless determination and his high qualities as a teammate. Current UCLA tight ends coach Jerry Neuheisel was a teammate of Pasquale.

Swift walked onto the football team in 2020, serving on scout teams in practice for the entirety of the season. A product of Chaparral High School in Temecula, Calif., Swift saw his first playing team in the 2021 season and was later awarded the Nick "Pac" Pasquale Memorial Award for Special Teams Scout Team Player of the Year at the annual team banquet.

Swift played two games in both 2022 and 2023 and logged his first-career tackles (four) against North Carolina Central on Sept. 16, 2023.

The previous two Bruins to wear No. 36 were defensive back Alex Johnson in 2022 and 2023 and wide receiver/running back Ethan Fernea from 2019-2021.

## Head Coach DeShaun Foster



**Overall Record**  
5-7 (1st season in 2024)

Former UCLA All-American and NFL standout DeShaun Foster completed his first season as head coach of his alma mater's football program in 2024. He was elevated to the role on Feb. 12, 2024.

Foster spent the previous 11 seasons, including 10 at UCLA, in the collegiate coaching ranks. He also coached one year at Texas Tech. Foster spent the 2017-2023 campaigns as the Bruins' running backs coach, adding the title of associate head coach in 2023.

Foster debuted as head coach by guiding UCLA through its initial season in the Big Ten Conference. The Bruins earned their program's first-ever Big Ten win at Rutgers and rode that showing to a three-game win streak that also included victories at Nebraska and versus Iowa. UCLA would win four of its last six games.

Under Foster, linebacker Carson Schwesinger completed his evolution from walk-on to first-team All-American. Schwesinger led the nation with 90 solo tackles and a solo-tackles-per-game rate of 7.5 while pacing the Big Ten in a number of categories, including total tackles (136). He was a Butkus Award finalist as one of the nation's best at his position.

In 2023, the UCLA rushing attack led the Pac-12 for the second straight season (191.1 yards per game) with four backs in the regular rotation averaging at least 5.1 yards per carry. Carson Steele (847 yards) and T.J. Harden (722) led the ground attack while ranking seventh and 10th in the conference in rushing yards per game, respectively.

In the fall of 2022, Foster was inducted into the UCLA Athletics Hall of Fame and nominated for the Broyles Award as the nation's top assistant coach. Zach Charbonnet became the fourth Bruin running back selected in the NFL Draft over the past four seasons when he was chosen by the Seattle Seahawks. Following the 2022 campaign, Foster was elevated to Associate Head Coach, Running Backs.

In 2022, UCLA led the Pac-12 and ranked sixth in the nation in rushing offense (237.2). It marked the first time UCLA had topped the conference in rushing since the 1976 season. The Bruins rushed for 200 yards or more in nine regular season contests during the year, including three of over 300 yards. UCLA set a new school record with an average of 503.6 yards of total offense per game, a mark which rated fourth in the nation. Charbonnet, who paced the nation in all-purpose yards per game (168.0), became the ninth Bruin to record back-to-back 1,000-yard rushing seasons (1,359). He topped the Pac-12 in rushing (135.9 yards per game) and ranked fourth nationally. Bruin rushers led the Pac-12 with a 6.1 yards per carry average. The Bruin running backs caught over 60 passes on the year and scored five receiving TDs.

In 2021, the Bruins ran for at least 200 yards in all eight wins during the regular season. UCLA's average of 215.1 rush yards per game ranked 14th in the nation. Charbonnet led all Pac-12 rushers with seven 100-yard games this season. He ranked second in the conference in rushing yards per game (94.8) and overall rushing yards (1,137). Brittain Brown's 6.03 yards per carry mark was the best by a Pac-12 back. He also ranked eighth in the league in rushing yards per game (61.5). The Bruins led the Pac-12 in scoring (36.5, 12th in NCAA) and were second in total offense (441.2, 31st in NCAA).

Year	Team	Title
2024	UCLA	Head Coach
2023	UCLA	Associate Head Coach/Running Backs
2017-22	UCLA	Running Backs
2016	Texas Tech	Running Backs
2015	UCLA	Director of Player Development and High School Relations
2014	UCLA	Graduate Assistant
2012-13	UCLA	Student Assistant

In the 2020 campaign, UCLA rushers averaged 5.1 yards per carry while upping their rushing average by over 70 yards per contest and finishing over 200 yards per game for just the fourth time since 1990. It was the highest average per carry for Bruin running backs since the 1976 squad posted a 5.4 yards per carry mark. UCLA finished 12th in the nation and second in the Pac-12 in rushing yards per game (230.6). It rated 30th nationally in total offense (455.0) and 20th in scoring offense (35.4). Demetric Felton Jr., a consensus All-Pac-12 selection who was drafted by the Cleveland Browns, ranked 14th in the nation and fourth in the Pac-12 in rushing average (111.3). He was ranked sixth in the nation as the conference leader in all-purpose yardage (165.8). Brown rated 15th in the nation in rushing yards per carry (6.62), eighth in the league in rushing (77.6) and was a second-team all-conference pick by PFF. Felton and Brown each gained over 500 yards on the season while averaging at least 5.0 yards per carry to become just the third Bruin duo to hit that pair of milestones since 1975 (Johnathan Franklin and Derrick Coleman in 2011; Wendell Tyler and Theotis Brown in 1976).

In 2019, Joshua Kelley became the eighth Bruin to post back-to-back 1,000-yard seasons. Kelley, who was selected by the Chargers in the 2020 NFL Draft, finished second in the Pac-12 in rushing yards per game average. Felton set a school mark for a running back with 55 receptions and another record with four scoring plays of at least 75-yards-of length during the season. UCLA produced five straight 200-yard rushing games in a season for the first time since the 1978 campaign. Kelley completed his career 14th on the school career rushing list after just two seasons and with a total of 10 100-yard rushing games to his credit, 10th on that all-time school list.

In 2018, UCLA's rushing attack improved by a margin of over 40 yards per game on average. Kelley ran for 1,243 yards, the 10th-highest single-season total in school history. In addition, the junior back racked up 289 rushing yards against USC, the most by any back in the rivalry series, and the third-highest total in school history. Kelley, who ranked ninth in FBS rushing yards per game, finished with six 100-yard rushing games during the season. The Bruins generated over 432 yards of offense, on average, over the course of the last eight games of the season, including over 164 yards per game on the ground.

In 2017, Foster's Bruin running backs upped their rushing average per carry by almost a yard per attempt. Rushing yardage, rushing touchdowns and rushing first downs all went up for the Bruins. UCLA ranked third in the conference in total offense. The top four running backs each produced career-high rushing totals during the season and also generated new highs for receptions.

Prior to joining the Texas Tech staff, Foster began his coaching career as a volunteer assistant at UCLA in 2013 while also returning to school. In 2014, in addition to his work on the field, Foster completed his degree and graduated from UCLA. In 2015, he was promoted to Director of Player Development and High School Relations.

### HEAD COACH DESHAUN FOSTER'S YEAR-BY-YEAR TOTALS

Year	School	Overall	Pct.	Conf.	Pct.	Finish	Postseason
2024	UCLA	5-7	.417	3-6	.333	T-12th	--
<b>1 SEASON OVERALL</b>		<b>5-7</b>	<b>.417</b>	<b>3-6</b>	<b>.333</b>		

### FBS HEAD COACHES AT ALMA MATERS (17)

Coach	School	First Season
Trent Bray	Oregon State	2024
Jeff Brohm	Louisville	2023
Troy Calhoun	Air Force	2007
Timmy Chang	Hawai'i	2022
Shawn Clark	Appalachian State	2020
Mario Cristobal	Miami (FL)	2022
Michael Desormeaux	Louisiana	2022
Kenny Dillingham	Arizona State	2023
DeShaun Foster	UCLA	2024
Mike Gundy	Oklahoma State	2005
Brent Key	Georgia Tech	2022
Clark Lea	Vanderbilt	2021
Mike Neu	Ball State	2016
Tony Sanchez	New Mexico State	2024
Kalani Sitake	BYU	2016
Tim Skipper	Fresno State	2024 (interim)
Kirby Smart	Georgia	2016

### FOSTER'S NFL DRAFT PICKS

Name	School	Yr.	RD/PK	Team
Carson Schwesinger <sup>^</sup>	UCLA	2025	2/33	Cleveland
Oluwafemi Oladejo <sup>^</sup>	UCLA	2025	2/52	Tennessee
Kain Medrano <sup>^</sup>	UCLA	2025	6/205	Washington
Jay Toia <sup>^</sup>	UCLA	2025	7/217	Dallas
Moliki Matavao <sup>^</sup>	UCLA	2025	7/248	New Orleans
Zach Charbonnet <sup>^</sup>	UCLA	2023	2/52	Seattle
Brittain Brown <sup>@</sup>	UCLA	2022	7/250	Las Vegas
Demetric Felton Jr. <sup>@</sup>	UCLA	2021	6/211	Cleveland
Joshua Kelley <sup>@</sup>	UCLA	2020	4/112	LA Chargers
Paul Perkins <sup>#</sup>	UCLA	2016	5/149	NY Giants

<sup>^</sup> as head coach

<sup>\*</sup> as associate head coach/running backs coach

<sup>@</sup> as running backs coach

<sup>#</sup> as student assistant coach

### FOSTER'S TOP-25 RUSHING OFFENSES

Year	Category	Mark	FBS RK	CONF RK
2023 <sup>*</sup>	Rushing Offense	197.9	16	1
2022 <sup>@</sup>	Rushing Offense	237.2	6	1
2022 <sup>@</sup>	Rush TDs	36	9	2
2022 <sup>@</sup>	Yds/Rush	6.00	1	1
2021 <sup>@</sup>	Rushing Offense	215.1	14	2
2021 <sup>@</sup>	Rush TDs	31	16	5
2020 <sup>@</sup>	Rushing Offense	230.6	12	2
2020 <sup>@</sup>	Yds/Rush	5.06	25	4
2013 <sup>#</sup>	Rush TDs	36	12	3

<sup>\*</sup> as associate head coach/running backs coach

<sup>@</sup> as running backs coach

<sup>#</sup> as student assistant coach

### FOSTER'S TOP-25 RANKED RUNNING BACKS

Year	Name	Category	Mark (RK)
2022	Zach Charbonnet	All Purpose/Game	168.00 (1) <sup>*</sup>
2022	Zach Charbonnet	Rush Yards/Carry	6.97 (4) <sup>*</sup>
2022	Zach Charbonnet	Rush Yards/Game	135.9 (4) <sup>*</sup>
2022	Zach Charbonnet	Rushing TDs	14 (16)
2021	Brittain Brown	Rush Yards/Carry	6.03 (20) <sup>*</sup>
2021	Zach Charbonnet	Rushing TDs	13 (24)
2020	Demetric Felton Jr.	All Purpose/Game	165.83 (6) <sup>*</sup>
2020	Demetric Felton Jr.	Rush Yards/Game	111.3 (14)
2020	Brittain Brown	Rush Yards/Carry	6.62 (15)
2018	Joshua Kelley	All Purpose/Game	130.55 (18)
2018	Joshua Kelley	Rush Yards/Game	113.0 (9)
2014	Paul Perkins	Rush Yards/Carry	6.27 (18)
2014	Paul Perkins	Rush Yards/Game	121.2 (16) <sup>*</sup>

<sup>\*</sup> led conference

### FOSTER'S CAREER RECORDS VS. OPPONENTS

Opp.	Record	Opp.	Record
Fresno State	1-0	Oregon	0-1
Hawai'i	1-0	Minnesota	0-1
Indiana	0-1	Penn State	0-1
Iowa	1-0	Rutgers	1-0
LSU	0-1	USC	0-1
Nebraska	1-0	Washington	0-1

**FOSTER IN UCLA'S CAREER RECORD BOOKS**

**RUSHING**

	Years	Carries	NYG	Avg
1. Johnathan Franklin	2009-12	788	4,403	5.59
2. Gaston Green	1984-87	708	3,731	5.27
3. Paul Perkins	2013-15	622	3,491	5.61
4. Freeman McNeil	1977-80	605	3,195	5.28
<b>5. DeShaun Foster</b>	<b>1998-01</b>	<b>722</b>	<b>3,194</b>	<b>4.42</b>
6. Karim Abdul-Jabbar	1992-95	608	3,182	5.23
7. Wendell Tyler	1973-76	526	3,181	6.04
8. Skip Hicks	1993-94, 96-97	638	3,140	4.92
9. Theotis Brown	1976-78	526	2,914	5.54
10. Chris Markey	2004-07	579	2,733	4.72

**SCORING**

	Years	TD	PAT	FG	Pts
1. Ka'imi Fairbairn, k	2012-15	0	209	68	413
2. John Lee, k	1982-85	0	135	85	390
3. Kai Forbath, k	2007-10	0	102	85	357
Justin Medlock, k	2003-06	0	147	70	357
5. Skip Hicks, rb	1993-94, 96-97	55	0	0	330
6. J.J. Molson, k	2016-19	0	151	51	304
7. Bjorn Merten, k	1993-96	0	130	57	301
8. Alfredo Velasco, k	1986-89	0	114	51	267
<b>9. DeShaun Foster, rb</b>	<b>1998-01</b>	<b>44</b>	<b>1*</b>	<b>0</b>	<b>266</b>
10. Chris Griffith, k	1999-02	0	136	42	262

**ALL-PURPOSE YARDS**

	Years	Plays	Tot
1. Johnathan Franklin, rb	2009-12	788	4,925
2. Maurice Jones-Drew, rb	2003-05	603	4,688
3. Terrence Austin, wr	2006-09	316	4,425
4. Gaston Green, rb	1984-87	752	4,283
5. Paul Perkins, rb	2013-15	702	4,236
6. Chris Markey, rb	2004-07	688	4,225
7. Craig Bragg, wr	2001-04	307	4,164
<b>8. DeShaun Foster, rb</b>	<b>1998-01</b>	<b>797</b>	<b>4,028</b>
9. Theotis Brown, rb	1976-78	594	3,944
10. Skip Hicks, rb	1993-97	684	3,837

**FOSTER'S 100-YARD RUSH GAMES AT UCLA**

Yds	Att.	Class	Opponent	Year
301	31	Sr.	Washington	2001
189	28	Sr.	Kansas	2001
187	42	Jr.	Alabama	2000
159	33	Jr.	Stanford	2000
147	31	Sr.	Oregon State	2001
140	29	Jr.	Fresno State	2000
118	20	Fr.	Arizona	1999
117	24	Sr.	California	2001
110	24	Sr.	Alabama	2001
109	15	Fr.	USC	1998
107	26	Jr.	vs. Wisconsin (Sun Bowl)	2000
102	28	Sr.	Washington State	2001
100	19	So.	at Stanford	1999



Foster rushed for 187 yards in a 35-24 win over No. 3 Alabama in the Rose Bowl in his junior season.

The Bruins were among the top programs in the country during Foster's tenure assisting with the running backs, going 28-11 overall with three bowl appearances during that span. Foster was instrumental in the development of Paul Perkins, who capped off his career third all-time at UCLA in rushing yards.

Foster joined the coaching ranks not long after a successful seven-year NFL career with the Carolina Panthers and San Francisco 49ers in which he recorded more than 4,500 total yards and 16 touchdowns – 3,570 yards and 11 touchdowns on the ground and another 1,129 yards and five touchdowns through the air.

Foster's strong pro numbers came after he missed his rookie season due to a preseason injury. A second-round selection by the Panthers in the 2002 NFL Draft, he recovered from that first-year setback to rush for over 600 combined regular season and playoff yards as Carolina advanced all the way to the Super Bowl. In Super Bowl XXXVIII, Foster rushed three times for 43 yards, including a 33-yard run into the end zone to pull Carolina within a single score against the New England Patriots early in the fourth quarter. It was the fifth-longest touchdown run in Super Bowl history.

Foster put together his best three professional seasons from 2005-07 to close his career with the Panthers, surpassing the 1,000-yard mark for the first time in 2005 with a combined 1,084 yards on the ground during the regular season and two playoff games. Foster rushed for over 100 yards in back-to-back games late in the year, totaling 165 yards in the regular-season finale with Atlanta before pounding out 151 yards in Carolina's 23-0 shutout of the New York Giants to open the NFC playoffs.

Foster followed up his 2005 campaign with a regular season-high 897 yards in 2006. The following year, he closed out his tenure with the Panthers by posting 876 yards before signing with the San Francisco 49ers in the offseason, where he would play one season before hanging up his cleats.

Foster is one of the most accomplished UCLA running backs in school history. He completed his career second on the all-time touchdowns scored list (44), third on the school's all-time rushing list (3,194 yds) and fifth on the all-time Bruin scoring list (266 pts). Foster was ranked 18th on the Pac-10 career rushing list when he left Westwood, and his 722 career rushing attempts were the most in school history. His 13 100-yard career rushing games ranked fifth on UCLA's all-time list and led to his earning first-team All-Pac-10 selections following the 2000 and 2001 seasons.

As a senior in 2001, he led the Pac-10 in rushing with a 138.6 yards per game average, in scoring with a mark of 9.75 points per game and in all-purpose yardage at 154.75 yards per game. He rushed for 1,109 yards, the 10th highest total in school history, after becoming the first Bruin to reach the 1,000-yard mark in as few as seven games. On Oct. 13, playing against a University of Washington defense which had not allowed a rushing touchdown all year, Foster exploded for a school-record 301 yards and four touchdowns on 31 carries. His final scoring run of the contest came on a 92-yard jaunt, the second-longest in school history. He became just the third Pac-10 player, at the time, to have rushed for over 300-yards in a game.

In 2000, he ran for 1,037 yards and scored 13 touchdowns. In the season-opener against Alabama, he tied a school record with 42 carries and finished with 187 rushing yards and three touchdowns. In 1999, he was limited to 375 rushing yards after suffering a severe ankle sprain early in the season. He also played five defensive snaps in the Bruin secondary that season.

In 1998, Foster burst onto the college scene with a school freshman record 673 yards rushing and scored 12 touchdowns. He was the first true freshman to lead a UCLA team in rushing since Skip Hicks in 1993. He scored all four touchdowns (three rushing and one receiving) in UCLA's 34-17 win over USC to tie the school record and set a new mark for Bruin true freshmen.

A local product, as a Tustin High School senior, Foster rushed for 3,398 yards and scored 59 touchdowns, ultimately setting single-season (55) and career (90) CIF Southern Section marks for rushing touchdowns. He was inducted into the Tustin HOF in Fall 2024.

He is married to Charity Foster, and has two sons, Noel Washington (15 years old) and Nolen Washington (13), and three daughters, Viviana Foster (nine), Destiny Foster (one) and Dream Foster (born in February 2025).

**FOSTER'S UCLA CAREER RUSHING STATISTICS**

Year	Rush Att.	Rush YG	Rush YL	Rush NYG	Rush Avg	Rush TDs	Rush LG
2001	216	1,196	87	1,109	5.1	12	92
2000	269	1,115	78	1,037	3.9	12	49
1999	111	424	49	375	3.4	6	23
1998	126	719	46	673	5.3	10	65
<b>Totals</b>	<b>722</b>	<b>3,454</b>	<b>260</b>	<b>3,194</b>	<b>4.4</b>	<b>40</b>	<b>92</b>

**FOSTER'S UCLA CAREER RECEIVING STATISTICS**

Year	Rec	Rec Yds	Rec Avg	Rec TDs	Rec LG
2001	9	129	14.3	1	35
2000	16	142	8.9	1	21
1999	17	114	6.7	0	24
1998	16	163	10.2	2	51

**FOSTER'S NFL CAREER RUSHING STATISTICS**

Year	Team	Rush Att.	Rush YG	Rush Avg	Rush TDs	Rush LG
2008	San Francisco	76	234	3.1	1	18
2007	Carolina	247	876	3.5	3	29
2006	Carolina	227	897	4.0	3	43
2005	Carolina	205	879	4.3	2	70
2004	Carolina	59	255	4.3	2	71
2003	Carolina	113	429	3.8	0	21
<b>Totals</b>		<b>927</b>	<b>3,570</b>	<b>3.9</b>	<b>11</b>	<b>71</b>

**FOSTER'S NFL CAREER RECEIVING STATISTICS**

Year	Team	Rec	Rec Yds	Rec Avg	Rec TDs	Rec LG
2008	San Francisco	16	133	8.3	1	31
2007	Carolina	25	182	7.3	1	23
2006	Carolina	32	159	5.0	0	14
2005	Carolina	34	372	10.9	1	47
2004	Carolina	9	76	8.4	0	42
2003	Carolina	26	207	8.0	2	47
<b>Totals</b>		<b>142</b>	<b>1,129</b>	<b>8.0</b>	<b>5</b>	<b>47</b>

**ERIC BIENIEMY**

ASSOCIATE HEAD COACH, OFFENSIVE COORDINATOR (4th season, Colorado '01)

**KEY NOTES ON BIENIEMY**

- Brings 23 years of coaching experience, including 16 of the past 18 at the NFL level. Most recently served as assistant head coach and offensive coordinator for the Washington Commanders in 2023.
- Coached some of the most prolific offenses in NFL history while a member of the Kansas City Chiefs, highlighted by two Super Bowl championships in 2022 and 2019. Led the Chiefs to the AFC West divisional crown in all five years as Kansas City's offensive coordinator.
- Previously coached UCLA's running backs from 2003-05, a group that featured future UCLA Athletic Hall of Famer Maurice Jones-Drew.
- Completed his collegiate playing career at Colorado's as the school's all-time leader in rushing yards (3,940), carries (699), all-purpose yards (4,351) and scoring (254 points).
- Led Colorado in its run to the national championship in 1990 with a record of 11-1-1. That year, he finished third in the Heisman Trophy voting, was named the Big Eight Offensive Player of the Year and a unanimous All-America pick.
- A southern California prep star in his younger days, Bieniemy rushed for 2,002 yards and 30 touchdowns his senior year at Bishop Amat High School in La Puente, Calif.

**BRIAN NORWOOD**

ASSISTANT COACH, PASSING GAME COORDINATOR / SAFETIES (5th season, Hawai'i '88)

**KEY NOTES ON NORWOOD**

- Owns 32 years of collegiate coaching experience.
- In 2023, Norwood helped UCLA lead the Pac-12 and rank 10th in the NCAA in total defense (301.5 yards per game) while holding opponents to fewer than 20 points per game.
- Has served as an assistant or associate head coach at three institutions (UCLA, Tulsa and Baylor).
- Spent seven seasons at Penn State from 2001-07 where he helped the Nittany Lions top the Big Ten in passing efficiency twice (2004, 2005).
- One of two members on staff with coaching experience at the Naval Academy (other: Marcus Thomas).

**ERIK FRAZIER**

ASSISTANT COACH, WIDE RECEIVERS (1st season, Kutztown '11)

**KEY NOTES ON FRAZIER**

- Owns nine years of coaching experience at the NFL and collegiate levels..
- Most recently was an offensive skill assistant for the Tennessee Titans in 2021-22 where he helped the team to a 12-5 record and AFC South title.
- Overlapped with OC Eric Bieniemy during his internship with the Kansas City Chiefs.
- Most recent collegiate coaching stop was at Montana State in 2019-20 in his role as passing game coordinator and wide receivers coach.
- In 2019, Montana State was ranked as high as No. 4 in the country and reached the semifinals of the FCS playoff.
- An all-conference performer weekend at Kutztown University (DII) in Pennsylvania.

**MARCUS THOMAS**

ASSISTANT COACH, RUNNING BACKS (4th season, Naval Academy '14)

**KEY NOTES ON THOMAS**

- Returns to UCLA after spending the previous two seasons at Navy as the slot backs coach (2023) and director of player personnel (2022).
- Last season under Thomas, Midshipmen ball carriers ranked 17th in the NCAA in rushing offense (194.6 yards per game).
- Spent three years at UCLA from 2019-2021 as an offensive analyst and director of strategic intelligence. Worked with Foster and the backs in 2020 and 2021, helping UCLA to top-20 scoring and rushing offenses both years.
- Finished his career at Navy as the Academy's all-time leader in kickoff return yardage with 2,338 yards.
- Spent five years in the U.S. Marine Corps (see Page 9 of UCLA's information guide for more).

**TED WHITE**

ASSISTANT COACH, QUARTERBACKS (1st season, Howard '99)

**KEY NOTES ON WHITE**

- Recruited to join the staff by OC Eric Bieniemy.
- Owns 16 years of coaching experience, most recently serving as offensive assistant and quarterbacks coach for the Houston Texans in 2022.
- Had six previous collegiate coaching spots, most recently at Maryland in 2021 where he was an offensive quality control coach. Helped the development of Terrapin QB Taulia Tagovailoa, who earned All-Big Ten honorable mention status that season.
- In his two-year stint as offensive coordinator at Prairie View A&M, White helped QB Jalen Morton to a school-record 3,218 total offense yards (2018).
- Spent a total eight years coaching in the Southwestern Athletic Conference.

**IKAIKA MALLOE**

ASSISTANT COACH, DEFENSIVE COORDINATOR / INSIDE LINEBACKERS (3rd season, Washington '96)

**KEY NOTES ON MALLOE**

- Named defensive coordinator entering the 2024 season after serving as the defensive line coach in 2023.
- Four of Malloe's defensemen were selected in the 2024 NFL Draft.
- Coached one of the top defensive lines in the country in 2023, which ranked second in the NCAA in rushing defense (80.8 yards per game) and 10th in total defense (301.5 yards per game).
- Malloe's defensive line helped hold opponents to just five rushing touchdowns all last season, which led the NCAA. The Bruins were also second in the nation allowing just 2.65 yards per rush.
- Malloe's star edge rusher from 2023, Laiatu Latu, was the first defensive player picked in the 2024 NFL Draft (Round 1, Pick 15) by the Indianapolis Colts. Latu became the first Bruin to win the Lombardi Award and Hendricks Award last season.
- Owns five previous years of defensive coordinator experience at Washington (2020, 2021) and Yale (2009-2011).
- Coached 2017 Pat Tillman Pac-12 Defensive Player of the Year Vita Ve'a and back-to-back winners of the Pac-12 Morris Trophy (Ve'a and Greg Gaines) during six years at Washington.

**JUAN CASTILLO**

ASSISTANT COACH, OFFENSIVE LINE (1st season, Texas A&amp;M-Kingsville '86)

**KEY NOTES ON CASTILLO**

- Coached 28 years in the NFL, including 18 seasons with the Philadelphia Eagles where he won six NFC East titles, appeared in five NFC Championship games and one Super Bowl in 2005.
- Coached five different Eagles to Pro Bowl honors, including tackles Tra Thomas and Jason Peters and guard Shawn Andrews. Running backs Duce Staley, Brian Westbrook and LeSean McCoy ran for a combined six 1,000-yard seasons.
- Most recently spent time on the Washington Commanders staff in 2022 and 2023 as the tight ends coach.
- Also coached Pro Bowlers Richie Incognito and Eric Wood on the Buffalo Bills in 2017-18.

**JERRY NEUHEISEL**


ASSISTANT COACH, TIGHT ENDS (7th season, UCLA '15)

**KEY NOTES ON NEUHEISEL**

- Transitioned to tight ends coach for the 2024 season under Coach Foster after previously serving the wide receiver group from 2021-23.
- Has spent 10 of the past 12 seasons in the UCLA program as a student-athlete or coach.
- Helped the UCLA offense average over 500 yards per game for the first time in program history in 2022.
- Recognized by 247Sports as one of the nation's top rising coaches in 2021.
- Born to UCLA graduates Susan and Rick at UCLA Medical Center.
- Rick Neuheisel played quarterback for the Bruins from 1981-83 before taking on a career as head coach at his alma mater.

**TONY WASHINGTON JR.**

ASSISTANT COACH, DEFENSIVE LINE / OUTSIDE LINEBACKERS (1st season, Oregon '14)

**KEY NOTES ON WASHINGTON JR.**

- Embarking on his first official assistant coaching role in 2024 after spending the previous three years as a defensive graduate assistant (2022-23) and director of player development (2021) at Oregon.
- Worked with Oregon's outside linebackers in 2023, helping UO lead the Pac-12 and rank ninth in the NCAA in scoring defense (16.5 points per game).
- Played in 51 games at Oregon, starting the final 28 of his college career.
- Helped Oregon defeat Florida State, 59-20, in the 2015 Rose Bowl Game to advance to the inaugural College Football National Championship.
- Voted the Rose Bowl Game Defensive MVP; his performance was highlighted by a 58-yard scoop-and-score touchdown in the third quarter.

**KODI WHITFIELD**

ASSISTANT COACH, SPECIAL TEAMS COORDINATOR / CORNERBACKS (2nd season, Stanford '16)

**KEY NOTES ON WHITFIELD**

- Added the responsibilities of special teams coordinator under Coach Foster for the 2024 season.
- In 2023, Whitfield helped UCLA lead the Pac-12 and rank 10th in the NCAA in total defense (301.5 yards per game) while holding opponents to fewer than 20 points per game.
- Spent time on the UCLA staff in 2020 and 2021 as a graduate assistant, working with the defensive backs, including All-Pac-12 Second Teamers Quwantrizz Knight and Quentin Lake who later landed on NFL rosters.
- Won three Pac-12 Championships in his Stanford playing career from 2012-15. Played on both sides of the ball for the Cardinal as a wide receiver and safety.

**JOSH CARLIN (54)**

R-SR – OL – 6-5, 310 – Westlake Village, Calif. (Sierra Canyon School)




**KEY NOTES ON CARLIN**

- 2024 Team Captain
- Started all 12 games (eight at right guard and four at center) in his senior year in 2024
- Winner of the Jonathan Ogden Award as the team's most outstanding offensive lineman
- Last year, UCLA rushed for 404 yards against North Carolina Central (Sept. 16), 281 yards at Oregon State (Oct. 14), 254 yards at San Diego State (Sept. 9) ... Bruins eclipsed 200-yard mark six times in 2022
- Earned spot on Reese's Senior Bowl watchlist ahead of season
- Started all 13 games at guard in 2023
- 2022 Bruins led Pac-12 in rushing, averaging more than 200 yards per game for third straight season ... team hit 197.9 mark in 2023 to lead conference
- UCLA offensive line was named semifinalist for Joe Moore Award as nation's top unit in 2022

281 yards at Oregon State (Oct. 14), 254 yards at San Diego State (Sept. 9) ... Bruins eclipsed 200-yard mark six times in 2022

**JAYLIN DAVIES (6)**

R-JR – DB – 6-0, 180 – Rancho Cucamonga, Calif. (Oregon)



**KEY NOTES ON DAVIES**

- Played in all 12 games, starting eight, at cornerback in 2024
- Totaled team-high three interceptions — including one against Pittsburgh in Tony the Tiger Sun Bowl that was returned for 52-yard touchdown (Dec. 30) — in 2022
- Added fourth career pick in 2023 season opener against Coastal Carolina (Sept. 2)
- Forced fumble that was returned for touchdown in win at USC (Nov. 18, 2023)

• Matched career high with six total tackles in LA Bowl Hosted By Gronk win against Boise State (Dec. 16, 2023)

• Started 12 games in 2023

**Davies Career Stats (\*at Oregon)**

Year	TT	T-AT	Sacks-Yds	TFL-Yds	INT (TD)
2021*	3	0-3	0.0-0	0.0-0	0 (0)
2022	32	25-7	0.0-0	0.0-0	3 (1)
2023	43	33-10	0.0-0	1.0-8	1 (0)
2024	30	21-9	0.5-4	0.5-4	0 (0)
<b>Totals</b>	<b>108</b>	<b>79-29</b>	<b>0.5-4</b>	<b>1.5-12</b>	<b>4 (1)</b>

**ETHAN GARBERS (4)**

R-SR – QB – 6-3, 210 – Newport Beach, Calif. (Washington)



**KEY NOTES ON GARBERS**

- 2024 Team Captain
- Ranked 21st in the FBS with 21.36 completions per game and 27th with 247.9 passing yards per game
- Named Big Ten Offensive Player of the Week (Oct. 21) after registering career highs in passing yards (383), completion percentage (30/38, 84.2%) and total TDs (5) in a 35-32 win at Rutgers (Oct. 19)

• Logged the two longest rushes for UCLA of his career in 2024 (57-yard rush at Nebraska, 49-yard rush at Rutgers)

• Named offensive MVP of 2023 Starco Brands LA Bowl Hosted By Gronk after coming off bench to complete nine of 12 passes for 152 yards and two touchdowns in win (Dec. 16)

**Garbers Career Stats (\*at Washington)**

Year	Comp	Att	Int	Pct	Yds	TD	LG
2020*	DNP	--	--	--	--	--	--
2021	31	51	2	.608	305	2	41
2022	26	37	2	.703	294	2	50
2023	98	146	3	.671	1,136	11	49
2024	235	363	11	.647	2,727	16	67
<b>Totals</b>	<b>390</b>	<b>597</b>	<b>18</b>	<b>.653</b>	<b>4,462</b>	<b>31</b>	<b>67</b>

**T.J. HARDEN (25)**

JR – RB – 6-2, 220 – Los Angeles, Calif. (Inglewood HS)



**KEY NOTES ON HARDEN**

- UCLA's 2024 leading rusher with 506 yards on 124 carries (4.1 YPC)
- Posted a season-high 125 yards on 20 carries vs. Iowa (Nov. 8), and had a season-long 40 yard-rush vs. USC (Nov. 23)
- His 5.3 yards per carry (fifth), eight TD runs (ninth) and 63.6 rushing yards per game (10th) ranked in the top-10 among Pac-12 performers in 2023

• Logged career highs of 22 carries, 142 rushing yards and two total touchdowns (one receiving and one rushing) in 2023 win at USC (Nov. 18)

• Recorded 11 carries for 111 yards against Pittsburgh at the 2022 Tony the Tiger Sun Bowl (Dec. 30, 2022)

• Starred at Inglewood HS alongside quarterback and current teammate Justyn Martin

**Harden Career Rushing Stats**

Year	TC	Net Yds	Avg	TD	LG
2022	44	325	7.4	2	34
2023	156	827	5.3	8	62
2024	124	506	4.1	2	40
<b>Totals</b>	<b>324</b>	<b>1,658</b>	<b>5.1</b>	<b>12</b>	<b>62</b>

**MOLIKI MATAVAO (88)**

SR – TE – 6-6, 263 – Henderson, Nev. (Oregon)



**KEY NOTES ON MATAVAO**

- Team leader in receiving yards (506) and receptions (41)
- Selected in the seventh round with the 248th pick by New Orleans in the 2025 NFL Draft
- Logged nine catches of 20-plus yards in 2024
- Recorded two 100-plus-yard receiving games in 2024 (at Rutgers and vs. Fresno State)

• Logged eight catches of 20 yards or more — including touchdowns against Colorado (Oct. 28 - 26) and at Stanford (Oct. 21 - 20) — in 2023


• Paced Bruins with 20.2 yards per catch in 2023

**Mata'ao Career Receiving Stats (\*at Oregon)**

Year	Rec	Yds	Yds/Rec	TD	LG
2021*	9	75	8.3	1	15
2022*	10	134	13.4	1	24
2023	14	283	20.2	2	35
2024	41	506	12.3	2	27
<b>Totals</b>	<b>74</b>	<b>998</b>	<b>13.5</b>	<b>6</b>	<b>35</b>

**OLUWAFEMI OLADEJO (2)**

SR – LB/DE – 6-3, 250 – Cosumnes Oaks HS (California)



**KEY NOTES ON OLADEJO**

- Led UCLA with 13.5 TFL and 4.5 sacks in 2024
- Selected in the second round with the 52nd overall pick by Tennessee in the 2025 NFL Draft
- Registered career highs in sacks (2.0) and TFLs (4.0) vs. Iowa on Nov. 8, 2024
- Had 10 tackles and 2 TFLs at Penn State, matching his single-game career highs as a Bruin in both stas

• Ranked tied for 19th nationally with two fumble recoveries in 2023

• Recorded 10 total tackles at Utah in 2023 (Sept. 23)

• Totaled 91 tackles while playing for California in 2022

**Oladejo Career Stats (\*at California)**

Year	TT	T-AT	Sacks-Yds	TFL-Yds	INT (TD)
2021*	36	19-17	0.0-0	2.5-8	0 (0)
2022*	91	43-48	1.0-4	4.5-16	1 (0)
2023	54	27-27	0.5-4	2.5-14	1 (0)
2024	57	30-27	4.5-31	13.5-47	0 (0)
<b>Totals</b>	<b>238</b>	<b>119-119</b>	<b>6.0-39</b>	<b>23-85</b>	<b>2 (0)</b>

**CARSON SCHWESINGER**

R-JR – LB – 6-2, 225 – Moorpark, Calif. (Oaks Christian HS)



**KEY NOTES ON SCHWESINGER**

- 2024 Team Captain
- AP First Team All-American
- All-Big Ten First Team honoree
- Former walk-on was a finalist for the Butkus Award and semifinalist for the Burlsworth Trophy
- Selected in the second round with the 33rd overall pick by Cleveland in the 2025 NFL Draft
- Led the FBS in solo tackles (90) and Big Ten in total tackles (136)

• Led UCLA in tackles in 10 of 12 games in 2024

• Recorded career highs in tackles for loss (4.5) and sacks (2.0) in a 13-tackle performance at Minnesota (Oct. 12)

• Had a career-high 17 tackles at Washington (Nov. 15), the most by a Bruin since Jayon Brown in 2016


• Notched first two INTs of his career in a Nov. 8 win vs. Iowa

**Schwesinger Career Stats**

Year	TT	T-AT	Sacks-Yds	TFL-Yds	INT (TD)
2022	15	13-2	0.0-0	0.5-1	0 (0)
2023	12	6-6	1.0-10	2.0-11	0 (0)
2024	136	90-46	4.0-35	8.5-40	2 (0)
<b>Totals</b>	<b>163</b>	<b>109-54</b>	<b>5.0-45</b>	<b>11.0-52</b>	<b>2 (0)</b>

**J. MICHAEL STURDIVANT (7)**

R-JR – WR – 6-3, 205 – Highland Village, Texas (California)



**KEY NOTES ON STURDIVANT**

- Had a season-high 117 receiving yards and a TD vs. USC (Nov. 23)
- Posted a season-high seven receptions while catching his first TD of the year vs. Minnesota (Oct. 12)
- Named to Earl Campbell Tyler Rose Award watch list ... Watch lists: East-West Shrine Bowl and Reese's Senior Bowl
- Debuted for Bruins with 136 yards and a touchdown on five grabs in 2023 win against Coastal Carolina (Sept. 2)

• Turned four catches into 142 yards and one touchdown in 2023 Starco Brands LA Bowl Hosted By Gronk win versus Boise State

• Father, Michael, played wide receiver at Virginia Tech ... uncle is Pro Football and College Football Hall of Famer Floyd Little

• Recorded two 100-plus-yard receiving games in 2024 (at Rutgers and vs. Fresno State)

**Sturdivant Career Receiving Stats (\*at California)**

Year	Rec	Yds	Yds/Rec	TD	LG
2021*	0	0	0.0	0	0
2022*	65	755	11.6	7	48
2023	36	597	14.2	4	62
2024	22	315	14.3	2	45
<b>Totals</b>	<b>123</b>	<b>1,667</b>	<b>13.6</b>	<b>13</b>	<b>62</b>

**JAY TOIA (93)**

SR – DL – 6-3, 325 – Inglewood, Calif. (USC)



**KEY NOTES ON TOIA**

- 2024 Team Captain
- Earned All-Big Ten Honorable Mention in 2024
- Selected in the seventh round with the 211th overall pick by Dallas in the 2025 NFL Draft
- Recorded his first sack of the season and third of his career at Nebraska (Nov. 2)
- Season-high 5 total tackles (2-3-5) at LSU (Sept. 21)

• Piled up six total tackles, including two for negative yardage (one sack), at Arizona in 2023 (Nov. 4)

• Named 2022 Tony the Tiger Sun Bowl Lineman of the Game after totaling season-best 10 tackles, including two for negative yardage (Dec. 30).

• Recorded two 100-plus-yard sacks in 2024 (at Nebraska and at LSU)

**Toia Career Stats**

Year	TT	T-AT	Sacks-Yds	TFL-Yds	INT (TD)
2021	8	7-1	0.0-0	0.0-0	0 (0)
2022	30	13-17	1.0-7	3.0-10	0 (0)
2023	28	18-10	1.0-1	4.0-4	0 (0)
2024	25	15-10	1.0-2	2.0-4	0 (0)
<b>Totals</b>	<b>91</b>	<b>53-38</b>	<b>3.0-10</b>	<b>9.0-18</b>	<b>0 (0)</b>

**UCLA'S PREVIOUS GAME STARTERS**

Saturday, Nov. 30 vs. Fresno State (The Rose Bowl in Pasadena, Calif.)

**OFFENSE**

	No.	Name	Yr.	Ht.	Wt.
<b>WR</b>	3	Kwazi Gilmer	Fr.	6-2	180
<b>WR</b>	2	Titus Mokiao-Atimalala	R-Jr.	6-1	190
<b>LT</b>	67	Yutaka Mahe	R-Jr.	6-6	305
<b>LG</b>	74	Spencer Holstege	R-Sr.	6-5	310
<b>C</b>	64	Sam Yoon	R-So.	6-5	280
<b>RG</b>	54	Josh Carlin	R-Sr.	6-5	310
<b>RT</b>	72	Garrett DiGiorgio	R-Jr.	6-6	310
<b>TE</b>	88	Moliki Matavao	Sr.	6-6	263
<b>WR</b>	7	J.Michael Sturdivant	R-Jr.	6-3	205
<b>QB</b>	4	Ethan Garbers	R-Sr.	6-3	210
<b>RB</b>	25	T.J. Harden	Jr.	6-2	220

**DEFENSE**

	No.	Name	Yr.	Ht.	Wt.
<b>DE</b>	2	Oluwafemi Oladejo	Sr.	6-3	250
<b>DL</b>	93	Jay Toia	Sr.	6-3	325
<b>DL</b>	92	Siale Taupaki	R-Sr.	6-4	310
<b>DE</b>	44	Devin Aupiu	R-Jr.	6-5	270
<b>LB</b>	20	Kain Medrano	R-Sr.	6-3	230
<b>LB</b>	49	Carson Schwesinger	R-Jr.	6-2	225
<b>DB</b>	7	K.J. Wallace	R-Sr.	5-11	186
<b>DB</b>	4	Bryan Addison	R-Sr.	6-5	195
<b>DB</b>	11	Ramon Henderson	R-Sr.	6-1	196
<b>DB</b>	3	Devin Kirkwood	Sr.	6-3	205
<b>DB</b>	9	Kaylin Moore	Sr.	5-11	190

**SPECIAL TEAMS**

	No.	Name	Yr.	Ht.	Wt.
<b>LONG SNAPPER</b>	50	Salem Abdul-Wahab	R-So.	6-1	255
<b>KICKOFF</b>	94	Mateen Bhaghani	So.	6-1	175
<b>HOLDER</b>	45	Chase Barry	R-So.	6-4	205
<b>PUNTER</b>	91	Brody Richter	R-So.	6-3	210
<b>PLACE KICKER</b>	94	Mateen Bhaghani	So.	6-1	175

**UCLA STARTING ASSIGNMENTS CHART**

Pos	Player	'18/'19	'20	'21	'22	'23	'24	Total	Streak
OL	Spencer Holstege	--	5*	13*	13*	13	12	56	51#
K	Blake Glessner	--	--	15*	14*	13	1	43	0
LS	Travis Drosos	--	3*	12*	13*	13*	1	42	0
OL	Garrett DiGiorgio	--	--	1	13	13	11	38	11
DL	Jay Toia	--	--	0	12	12	12	36	13
DL	Luke Schuermann	--	--	11*	11*	13*	0	35	0
DL	Jacob Busic	--	0*	12*	12*	3*	5	32	0
WR	J.Michael Sturdivant	--	--	0	12*	10	8	30	2
DB	Kaylin Moore	--	--	2*	12*	4*	12	30	12
DB	K.J. Wallace	0*	0*	0*	9*	10*	10	29	6
LB	Oluwafemi Oladejo	--	--	1*	10*	5	12 (10 DL)	28	13
LB	Kain Medrano	0	0	0	1	13	12	26	25
OL	Josh Carlin	0	0	0	0	13	12	25	25
DB	Jaylin Davies	--	--	0*	4	12	8	24	0
OL	Reuben Unije	--	6*	0*	2*	11*	4	23	0
TE	Moliki Matavao	--	--	2*	6*	6	8	22	3
DB	Bryan Addison	6 (WR)*	0*	0*	1*	4*	11	22	5
LS	Salem Abdul-Wahab	--	--	--	11*	0	11	22	11
K	Mateen Bhaghani	--	--	--	--	10*	11	21	11
DB	Ramon Henderson	--	0*	4*	2*	1*	12	19	12
QB	Ethan Garbers	--	0*	1	0	6	11	18	7
LB	Joseph Vaughn	0*	--	0*	7*	10*	0	17	0
DL	Cherif Seye	--	1*	7*	--	8*	0	16	0
DB	Devin Kirkwood	--	--	0	9	3	4	16	4
WR	Logan Loya	--	0	0	2	7	5	14	0
P	Brody Richter	--	--	--	--	5*	11	16	11
RB	T.J. Harden	--	--	--	0	3	11	14	3
DL	Gary Smith III	--	0*	9*	4	0	0	13	0
OL	Alani Makihele	--	0*	0*	0*	11*	2	13	0
RB	Jalen Berger	--	1*	0*	11*	0*	0	12	0
LB	JonJon Vaughns	--	1	0	11	0	0	12	0
DL	Keanu Williams	--	--	0*	0*	10	2	12	0
WR	Titus Mokiao-Atimalala	--	--	1*	3	0	7	11	1
LB	Carson Schwesinger	--	--	0	0	0	10	10	10
OL	Niki Prongos	--	--	--	--	--	8	8	0
DL	Devin Aupiu	--	--	0	0	0	8	8	1
OL	Sam Yoon	--	--	--	--	0	8	8	8
DL	Siale Taupaki	0	0	0	0	0	7	7	2
WR	Kwazi Gilmer	--	--	--	--	--	7	7	5
RB	Keegan Jones	0	0	0	2	3 (2 WR)	2 (1 WR)	7	0
RB	Anthony Adkins	--	0*	0*	5*	1	0	6	0
TE	Hudson Habermehl	0	0	0	4	2	0	6	0
WR	Rico Flores Jr.	--	--	--	--	2*	4	6	0
TE	Bryce Pierre	--	--	--	0*	4*	2	6	0
LB	Ale Kaho	0*/0*	0*	2	0	0	3	5	0
TE	Jack Pedersen	--	--	--	--	0	4	4	0
OL	Michael Carmody	--	0*	2*	0*	0*	0	2	0
QB	Chase Griffin	0	2	0	0	0	0	2	0
RB	Leo Kemp	--	--	--	--	2*	0	2	0
DL	Sitiveni Havili Kaufusi	0	0	0	0	0	2	2	0
OL	Yutaka Mahe	--	--	0	0	0	2	2	2
OL	Jaylen Jeffers	--	0	0	0	0	1	1	0
QB	Justyn Martin	--	--	--	--	0	1	1	0
P	Chase Barry	--	--	--	0	0	1	1	0
OL	Dovid Magna	0	0	0	1 (DL)	0	0	1	0
WR	Braden Pegan	--	--	--	0	1	0	1	0
DL	Drew Tuazama	0*	0*	--	0*	1*	0	1	0
OL	Tavake Tuikolovatu	--	--	--	--	--	1	1	0
WR	Carter Shaw	--	--	--	--	--	1	1	0

\* Recorded at previous school(s)# Streak includes game(s) played at previous school

**STARTS BY POSITION (AT UCLA - CAREER/2024)**

**QB (21/12)** - Garbers (18/11), Griffin (2/0), Martin (1/1)  
**RB (19/12)** - Harden (14/11), K. Jones (4/1), Adkins (1/0)  
**WR (58/33)** - Sturdivant (18/8), Loya (14/5), Mokiao-Atimalala (10/7), Gilmer (7/7), Flores (6/4), K. Jones (3/1), Pegan (1/0), Shaw (1/1)  
**TE (25/14)** - Matavao (13/8), Habermehl (6/0), Pedersen (4/4), Pierre (2/2)  
**OL (114/61)** - DiGiorgio (38/11), Carlin (25/12), Holstege (25/12), Prongos (8/8), Yoon (8/8), Unije (4/4), Mahe (2/2), Makihele (2/2), Jeffers (1/1), Tuikolovatu (1/1)  
**DL (82/47)** - Toia (36/12), Williams (12/2), Oladejo (10/10), Aupiu (8/8), Taupaki (7/7), Busic (5/5), Smith (4/0), Havili Kaufusi (2/2), Magna (1/0)  
**LB (58/28)** - Medrano (26/12), Vaughns (12/0), Schwesinger (10/10), Oladejo (7/2), Kaho (5/3), Woods (1/1)  
**DB (85/57)** - Davies (24/8), Kirkwood (16/4), Henderson (12/12), Moore (12/12), Addison (11/11), Wallace (10/10)  
**ST (49/36)** - Glessner (14/1), Abdul-Wahab (11/11), Richter (11/11), Bhaghani (11/11), Barry (1/1), Drosos (1/1)

2024 UCLA FOOTBALL

GAME-BY-GAME STARTERS - OFFENSE

Opponent	WR	WR/TE	OT	OG	C	OG	OT	TE/OL	QB	RB	WR
at Hawai'i (8/31/24)	Flores	Mokiao-Atimalala	Unije	Holstege	Carlin	Makihele	Prongos	Matavao	Garbers	Harden	Sturdivant
Indiana (9/14/24)	Flores	Mokiao-Atimalala	Unije	Holstege	Carlin	Makihele	DiGiorgio	Matavao	Garbers	Harden	Loya
at LSU (9/21/24)	Flores	Loya	Unije	Holstege	Carlin	Prongos	DiGiorgio	Matavao	Garbers	Harden	Sturdivant
Oregon (9/28/24)	Flores	Gilmer	Unije	Holstege	Carlin	Prongos	DiGiorgio	Matavao	Garbers	Harden	Sturdivant
at Penn State (10/5/24)	Loya	Pedersen	Prongos	Holstege	Yoon	Carlin	DiGiorgio	Matavao	Martin	Harden	Sturdivant
Minnesota (10/12/24)	Gilmer	Pedersen	Prongos	Holstege	Yoon	Carlin	DiGiorgio	Tuikolovatu	Garbers	Harden	Shaw
at Rutgers (10/19/24)	Mokiao-Atimalala	Jones	Prongos	Holstege	Yoon	Carlin	DiGiorgio	Pierre	Garbers	Harden	Sturdivant
at Nebraska (11/2/24)	Mokiao-Atimalala	Gilmer	Prongos	Holstege	Yoon	Carlin	DiGiorgio	Pedersen	Garbers	Harden	Sturdivant
Iowa (11/8/24)	Mokiao-Atimalala	Loya	Prongos	Holstege	Yoon	Carlin	DiGiorgio	Pierre	Garbers	Jones	Gilmer
at Washington (11/15/24)	Mokiao-Atimalala	Loya	Jeffers	Holstege	Yoon	Carlin	DiGiorgio	Matavao	Garbers	Harden	Gilmer
USC (11/23/24)	Gilmer	Pedersen	Mahe	Holstege	Yoon	Carlin	DiGiorgio	Matavao	Garbers	Harden	Sturdivant
Fresno State (11/30/24)	Gilmer	Mokiao-Atimalala	Mahe	Holstege	Yoon	Carlin	DiGiorgio	Matavao	Garbers	Harden	Sturdivant

GAME-BY-GAME STARTERS - DEFENSE

Opponent	DE	DL	DL	DE/LB	LB	LB	Nickel/LB	CB	S	S	CB
at Hawai'i (8/31/24)	Busic	Toia	Williams	Aupiu	Oladejo	Medrano	Wallace	Davies	Henderson	Addison	Moore
Indiana (9/14/24)	Busic	Toia	Williams	Aupiu	Oladejo	Medrano	Wallace	Davies	Henderson	Addison	Moore
at LSU (9/21/24)	Oladejo	Toia	Havili Kaufusi	Aupiu	Schwesinger	Medrano	Wallace	Davies	Henderson	Addison	Moore
Oregon (9/28/24)	Oladejo	Toia	Taupaki	Aupiu	Schwesinger	Medrano	Wallace	Davies	Henderson	Addison	Moore
at Penn State (10/5/24)	Oladejo	Toia	Taupaki	Aupiu	Schwesinger	Medrano	Kaho	Davies	Henderson	Addison	Moore
Minnesota (10/12/24)	Oladejo	Toia	Taupaki	Aupiu	Schwesinger	Medrano	Kaho	Davies	Henderson	Addison	Moore
at Rutgers (10/19/24)	Oladejo	Toia	Taupaki	Aupiu	Schwesinger	Medrano	Kaho	Davies	Henderson	Wallace	Moore
at Nebraska (11/2/24)	Oladejo	Toia	Taupaki	Busic	Schwesinger	Medrano	Wallace	Davies	Henderson	Addison	Moore
Iowa (11/8/24)	Oladejo	Toia	Havili Kaufusi	Busic	Schwesinger	Medrano	Wallace	Kirkwood	Henderson	Addison	Moore
at Washington (11/15/24)	Oladejo	Toia	Havili Kaufusi	Busic	Schwesinger	Medrano	Wallace	Kirkwood	Henderson	Addison	Moore
USC (11/23/24)	Oladejo	Toia	Taupaki	Woods	Schwesinger	Medrano	Wallace	Kirkwood	Henderson	Addison	Moore
Fresno State (11/30/24)	Oladejo	Toia	Taupaki	Aupiu	Schwesinger	Medrano	Wallace	Kirkwood	Henderson	Addison	Moore

100-YARD GAMES BY CURRENT UCLA PLAYERS

Rusher	'19	'20	'21	'22	'23	'24	UCLA Career	Total
Jalen Berger		0*	0*	3*	0	0	0	3
T.J. Harden	--	--	--	1	2	1	4	4
Anthony Adkins	0*	1*	0*	0*	0	0	0	1
Receiver	'19	'20	'21	'22	'23	'24	UCLA Career	Total
J.Michael Sturdivant	--	--	0*	1*	2	2	4	5
Moliki Matavao	--	--	0*	0*	0	2	2	2
Rico Flores Jr.	--	--	--	--	1*	1	1	2
Keegan Jones	0	0	0	0	0	1	1	1

\* Recorded at previous school

UCLA'S SINGLE-GAME BESTS (SINCE 2012)

Category	Mark
Rushing Yards	404 vs. NCCU, 2023
Passing Yards	507 at WSU, 2019
Total Yards	692 vs. NMSU, 2013
First Downs	39 vs. NMSU, 2013
Fewest Rushing Yards Allowed	3 at USC, 2023
Fewest Passing Yards Allowed	56 at UNLV, 2015
Fewest First Downs Allowed	9 vs. BGSU, 2022
Fewest Total Yards Allowed	162 vs. BGSU, 2022
Sacks	7.0, last vs. COLO, 2023
Turnovers Forced	6 (4 fumbles, 2 interceptions), last at WSU, 2019
Points (Game)	67 at WSU, 2019
Points (Half)	50 at WSU, 2019 (2H)
Points (Quarter)	35 vs. NCCU, 2023 (1Q)
Margin of Victory	56 vs. ARIZ, 2012 (66-10)
Largest Comeback Win (Road)	32 at WSU, 2019 (17-49 in 3Q)
Largest Comeback Win (Home)	34 vs. TA&M, 2017 (10-44 in 3Q)
Largest Halftime Deficit Overcome in Win (Road)	18 at WSU, 2019 (17-35)
Largest Halftime Deficit Overcome in Win (Home)	28 vs. TA&M, 2017 (10-38)
Fewest Points Allowed in Game	0 at ORST, 2015

**UCLA TURNOVERS**

Opp.	UCLA Turnovers	Outcome	PTS
HAW	Ethan Garbers INT	Punt	0
	Ethan Garbers INT	FG	3
IU	Ethan Garbers fumble	TD	7
	Ethan Garbers INT	TD	7
LSU	Ethan Garbers fumble	FG	3
	Ethan Garbers INT	FG	3
ORE	Ethan Garbers INT	TD	7
	Ethan Garbers INT	TD	7
PSU	-	-	-
MINN	Ethan Garbers INT	Punt	0
	Ethan Garbers INT	TD	7
	Ethan Garbers INT	End Game	0
RUT	Ethan Garbers fumble	TD	7
NEB	-	-	-
IOWA	Ethan Garbers INT	TD	7
	Ethan Garbers INT	FG	3
	Ethan Garbers fumble	Punt	0
UW	Ethan Garbers fumble	TD	7
	Jack Pedersen fumble	FG	3
USC	-	-	-
FSU	-	-	-
<b>Totals 17 (11 interceptions, 6 fumbles)</b>			<b>71</b>

**UCLA TAKEAWAYS**

Opp.	Opponent Turnovers	Outcome	PTS
HAW	INT by Ramon Henderson	INT	0
	INT by D.J. Justice	FG	3
	FF C. Schwesinger, FR B. Addison	Game end	0
IND	-	-	-
LSU	-	-	-
ORE	INT by Bryan Addison	TD	7
PSU	-	-	-
MINN	-	-	-
RUT	INT by Bryan Addison	Fumble	0
NEB	INT by Kain Medrano	TD	7
	INT by Kaylin Moore	Game end	0
IOWA	INT by Carson Schwesinger	TD	7
	FF Kain Medrano, FR Kain Medrano	Fumble	0
	INT by Carson Schwesinger	FGA	0
UW	INT by Devin Kirkwood	FG	3
	INT by Kain Medrano	fumble	0
USC	-	-	-
FSU	FF L. Schuermann, FR J. Marshall	FG	3
<b>Totals 13 (10 interceptions, 3 fumbles)</b>			<b>30</b>

**UCLA'S RECORD WHEN ...**

	2024	2018-present
Record in day games (earlier than 5 p.m. start)	4-3	23-18
Record in night games (5 p.m. or later start)	1-4	17-23
Record in home games	2-4	22-22
Record in road games	3-3	17-18
Record in August	1-0	2-1
Record in September	0-3	11-12
Record in October	1-2	12-10
Record in November	3-2	13-15
Record in December	0-0	2-3
Record following wins*	1-1	18-13
Record following losses*	2-5	13-19
Record following byes	1-1	3-5
Record on natural surfaces	2-6	31-29
Record on artificial surfaces	3-1	9-12
Record against conference teams	3-6	29-32
Record in conference home games	1-4	14-17
Record in conference road games	2-2	15-15
Record in non-conference home games	1-0	8-5
Record in non-conference road games	1-1	2-3
Record in non-conference neutral games	0-0	1-1
Record against AP Top 25 teams (home)	0-1	5-7
Record against AP Top 25 teams (road)	0-2	1-8
Record against AP Top 25 teams (neutral)	0-0	0-0
The game is decided by 1-3 points	2-0	4-8
The game is decided by 1-7 points	3-2	10-16
Turnovers are the same	3-3	14-13
UCLA commits more turnovers	0-4	4-24
UCLA commits fewer turnovers	2-0	22-4
UCLA scores first	3-2	22-15
OPP scores first	2-5	18-26
UCLA leads at halftime	3-1	31-6
UCLA trails at halftime	2-5	9-34
Tied at halftime	0-1	0-1
UCLA leads after third quarter	4-1	34-4
UCLA trails after third quarter	1-6	5-35
Tied after third quarter	0-0	1-2
Record in overtime games	0-0	0-1
UCLA scores fewer than 20 points	1-7	1-21
UCLA scores between 20-29 points	3-0	8-8
UCLA scores between 30-39 points	1-0	16-8
UCLA scores 40+ points	0-0	14-4
UCLA scores touchdown(s) on defense	1-1	3-5
UCLA scores touchdown(s) on special teams	0-0	4-1

	2024	2018-present
UCLA totals fewer than 100 rushing yards	3-6	3-13
UCLA totals 100-199 rushing yards	1-1	9-21
UCLA totals 200-299 rushing yards	1-0	22-7
UCLA totals 300+ rushing yards	0-0	6-0
UCLA totals fewer than 200 passing yards	0-3	15-14
UCLA totals 200-299 passing yards	4-4	19-18
UCLA totals 300-399 passing yards	1-0	5-8
UCLA totals 400+ passing yards	0-0	1-1
UCLA totals fewer than 300 total offense yards	0-4	0-12
UCLA totals 300-399 total offense yards	3-3	8-10
UCLA totals 400-499 total offense yards	2-0	19-15
UCLA totals 500+ total offense yards	0-0	13-4
UCLA records zero turnovers	2-2	14-6
UCLA records 1-3 turnovers	3-5	25-27
UCLA records 4+ turnovers	0-0	1-8
UCLA records zero takeaways	0-5	2-15
UCLA records 1-2 takeaways	3-2	28-23
UCLA records 3+ takeaways	2-0	10-3
UCLA finishes above 30:00 possession time	3-4	20-15
UCLA finishes below 30:00 possession time	2-3	20-26
UCLA has a 100-yard rusher	1-0	25-13
UCLA does not have a 100-yard rusher	4-7	15-28
UCLA has a 100-yard rusher and receiver	0-0	6-3
UCLA has more plays from scrimmage	3-3	21-19
UCLA has fewer plays from scrimmage	2-4	17-22
Plays from scrimmage are the same	0-0	2-0
OPP has a 100-yard rusher	1-1	7-16
OPP totals fewer than 100 rushing yards	3-3	23-7
OPP totals 100-199 rushing yards	2-4	15-23
OPP totals 200+ rushing yards	0-0	2-10
OPP totals fewer than 100 passing yards	0-0	0-0
OPP totals 100-199 passing yards	1-2	13-9
OPP total 200-299 passing yards	4-3	20-16
OPP totals 300+ passing yards	0-2	7-15
OPP totals fewer than 200 total offense yards	0-0	3-0
OPP totals 200-299 total offense yards	3-1	13-3
OPP totals 300-399 total offense yards	1-3	15-6
OPP totals 400+ total offense yards	1-3	9-32

\*win or loss came in previous calendar week

**UCLA'S GAME-BY-GAME TEAM STATS**

OPPONENT	Score	W/L	UCLA Offense			UCLA Defense		
			Rushing	Passing	Total Offense	Rushing	Passing	Total Offense
			TC-Yds-TD-LG	PC-PA-Int-Yds-TD-LG	Plays-Yds-TD	TC-Yds-TD-LG	PC-PA-Int-Yds-TD-LG	Plays-Yds-TD
at Hawai'i (8/31/24)	16-13	W	20-71-0-16	19-38-2-272-1-53	58-343-1	28-51-0-19	25-42-2-227-1-23	70-278-1
Indiana (9/14/24)	13-42	L	26-96-1-20	15-24-1-142-0-24	50-238-1	29-123-2-14	25-33-0-307-4-33	62-430-6
at LSU (9/21/24)	17-34	L	22-14-0-17	22-36-1-281-2-32	58-295-2	28-102-1-23	32-44-0-352-3-45	72-454-4
Oregon (9/28/24)	13-34	L	24-47-0-21	13-24-2-125-0-23	48-172-0	36-153-1-16	31-42-1-280-3-52	78-433-3
at Penn State (10/5/24)	11-27	L	29-93-0-22	22-30-0-167-1-53	59-260-1	30-85-2-11	17-24-0-237-1-57	54-322-3
Minnesota (10/12/24)	17-21	L	26-36-1-10	25-36-3-293-1-42	62-329-2	24-41-1-12	26-37-0-193-2-27	61-234-3
at Rutgers (10/19/24)	35-32	W	31-95-1-49	32-38-0-383-4-67	69-478-5	29-135-4-30	18-30-1-287-0-59	59-422-4
at Nebraska (11/2/24)	27-20	W	30-139-0-57	17-25-0-219-2-48	55-358-2	38-113-2-14	16-34-2-209-1-40	72-322-3
Iowa (11/8/24)	20-17	W	39-211-0-29	21-34-2-203-2-29	73-414-2	31-80-2-15	9-15-2-185-0-59	46-265-2
at Washington (11/15/24)	19-31	L	33-52-0-15	27-44-0-267-2-27	77-319-2	30-123-2-16	20-29-2-182-2-32	59-305-4
USC (11/23/24)	13-19	L	26-111-0-40	20-29-0-265-1-45	55-376-1	29-86-0-21	20-36-0-260-1-64	65-346-1
Fresno State (11/30/24)	20-13	W	32-74-1-9	26-40-0-289-1-35	72-363-2	13-62-0-24	30-45-0-219-1-38	58-281-1

**TOUCHDOWN DRIVES**

UCLA					
QTR	OPP	SCORING PLAY	PLAYS	YDS	TOP
3	HAW	Flores 39-yard pass from Garbers	8	96	4:36
2	IU	Harden 1-yard rush	9	78	3:34
1	LSU	Pedersen 20-yard pass from Garbers	8	75	4:09
2	LSU	Loya 11-yard pass from Garbers	11	75	3:43
	ORE	-			
4	PSU	Loya 1-yard pass from Martin	16	73	7:56
1	MINN	Jones 1-yard rush	10	59	5:14
4	MINN	Sturdivant 42-yard pass from Garbers	9	89	5:44
1	RUTG	Loya 5-yard pass from Garbers	11	75	5:57
2	RUTG	Garbers 49-yard rush	10	91	6:34
2	RUTG	Harden 22-yard pass from Garbers	7	75	0:46
3	RUTG	Jones 67-yard pass from Garbers	2	75	0:48
4	RUTG	Berger 9-yard pass from Garbers	10	70	5:20
2	NEB	Berger 10-yard pass from Garbers	11	85	6:37
3	NEB	Gilmer 48-yard pass from Garbers	3	58	1:42
2	IOWA	Mokaio-Atimalala 2-yard pass from Garbers	6	45	3:23
2	IOWA	Loya 29-yard pass from Garbers	5	56	0:56
2	WASH	Gilmer 1-yard pass from Garbers	10	65	2:52
4	WASH	Matavao 2-yard pass from Garbers	12	80	1:41
3	USC	Matavao 10-yard pass from Garbers	7	54	4:51
3	FRES	Harden 5-yard rush	4	56	1:56
4	FRES	Sturdivant 2-yard pass from Garbers	15	78	6:14

OPPONENTS					
QTR	OPP	SCORING PLAY	PLAYS	YDS	TOP
1	HAW	Ashlock 19-yard pass from Schager	9	73	5:34
1	IU	Cross 3-yard pass from Rourke	12	75	6:29
1	IU	Williams 14-yard pass from Rourke	3	17	0:53
2	IU	Ellison 1-yard rush	12	90	5:29
3	IU	Williams 3-yard pass from Rourke	9	87	4:36
4	IU	Cooper 23-yard pass from Rourke	10	75	5:45
4	IU	Green 14-yard rush	4	40	1:36
1	LSU	Thomas 5-yard pass from Nussmeier	6	75	2:41
2	LSU	Parker 45-yard pass from Nussmeier	4	75	1:20
3	LSU	Williams 2-yard rush	14	96	6:33
4	LSU	Durham 35-yard pass from Nussmeier	11	92	5:15
1	ORE	Holden 12-yard pass from Gabriel	12	75	5:22
2	ORE	James 2-yard rush	6	23	2:25
2	ORE	Johnson 52-yard pass from Gabriel	3	65	0:49
4	ORE	Johnson 12-yard pass from Gabriel	11	61	5:23
2	PSU	Allar 1-yard rush	16	82	8:36
2	PSU	Warren 5-yard pass from Allar	8	75	2:31
3	PSU	Allen 1-yard rush	5	58	2:26
3	MINN	Spencer 12-yard pass from Brosmer	5	46	2:41
3	MINN	Taylor 2-yard rush	6	38	2:29
4	MINN	Taylor 4-yard pass from Brosmer	8	61	1:53
1	RUTG	Kaliakmanis 1-yard rush	8	75	4:20
3	RUTG	Monangai 6-yard rush	5	75	2:15
4	RUTG	Monangai 5-yard rush	6	75	1:38
4	RUTG	Monangai 1-yard rush	8	58	2:11
2	NEB	Dowdell 4-yard rush	9	75	3:45
2	NEB	Neyor 8-yard pass from Raiola	7	75	2:58
4	NEB	Dowdell 1-yard rush	13	53	6:01
1	IOWA	Johnson 2-yard rush	3	41	1:46
4	IOWA	Moulton 1-yard rush	13	61	7:35
1	WASH	Coleman 15-yard rush	3	36	1:23
2	WASH	Latu 8-yard pass from Rogers	9	69	3:24
4	WASH	DeGraaf 1-yard pass from Williams Jr.	8	74	5:14
4	WASH	Coleman 2-yard rush	4	23	1:42
4	USC	Lane 4-yard pass from Maiava	3	49	1:21
2	FRES	Sharpe 7-yard pass from Keene	14	77	5:17

**UCLA TOUCHDOWN DRIVE CHART**

Longest (plays): 16 at Penn State  
 Longest (yards): 96 at Hawai'i  
 Time of possession: 7:56 at Penn State  
 Long scoring run: 49 yards by Garbers at Rutgers  
 Long scoring pass: 67 yards by Garbers to K. Jones at Rutgers

Touchdown Drive Breakdown

0-9 yards: 0	50-59 yards: 5	First quarter: 3
10-19 yards: 0	60-69 yards: 1	Second quarter: 8
20-29 yards: 0	70-79 yards: 9	Third quarter: 5
30-39 yards: 0	80-89 yards: 3	Fourth quarter: 5
40-49 yards: 1	90-99 yards: 2	Overtime: 0

Most points in a quarter: 17 (Q2 vs. Iowa)  
 Most points in first half: 21 at Rutgers  
 Most points in second half: 16 at Hawai'i

**OPPONENT TOUCHDOWN DRIVE CHART**

Longest (plays): 16 (at Penn State)  
 Longest (yards): 96 (at LSU)  
 Time of possession: 8:36 (at Penn State)  
 Long scoring run: 14 yards by Green (vs. Indiana)  
 Long scoring pass: 52 yards by Gabriel to Johnson (Oregon)

Touchdown Drive Breakdown

0-9 yards: 0	50-59 yards: 3	First quarter: 8
10-19 yards: 1	60-69 yards: 5	Second quarter: 9
20-29 yards: 2	70-79 yards: 14	Third quarter: 7
30-39 yards: 2	80-89 yards: 2	Fourth quarter: 12
40-49 yards: 4	90-99 yards: 3	Overtime: 0

Most points in a quarter: 21 in Q2 (Oregon)  
 Most points in first half: 28 (Oregon)  
 Most points in second half: 22 (at Rutgers)

2024 UCLA FOOTBALL

UCLA IN THE RED ZONE

OPP	UCLA RZ Scores	ATT	PTS	Failed
HAW	3 (3 FG)	4	9	INT
IU	3 (1 TD rush, 2 FG)	3	13	-
LSU	2 (2 TD pass)	2	14	-
ORE	1 (FG)	1	3	-
PSU	2 (FG, TD pass)	3	11	Downs
MINN	2 (TD rush, FG)	2	10	-
RUTG	2 (2 TD pass)	2	14	-
NEB	3 (TD pass, 2 FG)	3	13	-
IOWA	2 (TD pass, FG)	5	10	2 INT, Fumble
WASH	4 (2 FG, 2 TD pass)	5	19	Fumble
USC	2 (FG, TD pass)	2	10	-
FRES	4 (2 FG, TD rush, TD pass)	5	20	Downs
<b>Totals</b>	<b>30 (11 TD pass, 3 TD rush, 16 FG)</b>	<b>37</b>	<b>146</b>	

UCLA OPPONENTS IN THE RED ZONE

OPP	OPP RZ Scores	ATT	PTS	Failed
HAW	3 (1 TD pass, 2 FG)	3	13	-
IU	5 (3 TD pass, 2 TD rushes)	5	35	-
LSU	4 (TD pass, TD rush, 2 FG)	4	20	-
ORE	3 (2 TD pass, TD rush)	5	20	INT, End 4Q
PSU	4 (2 TD rush, TD pass, FG)	4	24	-
MINN	3 (2 TD pass, TD rush)	3	21	-
RUTG	5 (4 TD rush, FG)	5	32	-
NEB	3 (2 TD rush, 1 TD pass)	4	20	Downs
IOWA	3 (2 TD rush, FG)	3	17	-
WASH	4 (2 TD pass, 2 TD run)	4	28	-
USC	5 (4 FG, TD pass)	5	19	-
FRES	1 (TD pass)	1	7	-
<b>Totals</b>	<b>43 (17 TD rush, 15 TD pass, 11 FG)</b>	<b>46</b>	<b>256</b>	

UCLA FIRST DRIVES

Game	Possession	Result	W/L
Hawai'i	4 plays, 16 yards, 1:43	Punt	W
Indiana	1 play, 2 yards, 0:05	Fumble	L
LSU	8 plays, 75 yards, 4:09	TD pass	L
Oregon	12 plays, 66 yards, 7:04	FG	L
Penn State	11 plays, 46 yards, 6:21	Downs	L
Minnesota	10 plays, 59 yards, 5:14	TD run	L
Rutgers	11 plays, 75 yards, 5:57	TD pass	W
Nebraska	14 plays, 68 yards, 8:00	FG	W
Iowa	3 plays, -4 yards, 1:30	INT	W
Washington	3 plays, 1 yards, 1:35	Punt	L
USC	7 plays, 42 yards, 3:28	FG	L
Fresno State	7 plays, 30 yards, 5:03	Punt	W

UCLA OPPONENT FIRST DRIVES

Game	Possession	Result	W/L
Hawai'i	9 plays, 73 yards, 5:34	TD pass	L
Indiana	12 plays, 75 yards, 6:29	TD pass	W
LSU	6 plays, 75 yards, 2:41	TD pass	W
Oregon	12 plays, 75 yards, 5:22	TD pass	W
Penn State	3 plays, 8 yards, 1:28	Punt	W
Minnesota	3 plays, -1 yards, 0:57	Punt	W
Rutgers	8 plays, 75 yards, 4:20	TD rush	L
Nebraska	3 plays, 2 yards, 1:31	Punt	L
Iowa	3 plays, 41 yards, 1:46	TD rush	L
Washington	3 plays, 8 yards, 1:27	Punt	W
USC	4 plays, 16 yards, 1:37	Punt	W
Fresno State	4 plays, 21 yards, 1:41	Punt	L

UCLA'S 20-YARD PLAYS

Yds.	Type	Player(s)	Opp.
27	Pass	Shaw from Garbers	HAW (5)
21	Pass	Mokiao-Atimalala from Garbers	
39*	Pass	Flores from Garbers	
53	Pass	Flores from Garbers	
20	Pass	Matavao from Garbers	
22	KOR	Jones	IU (4)
22	Pass	Flores from Garbers	
20	Rush	Garbers	
24	Pass	Harden from Garbers	
28	Pass	Jones from Garbers	LSU (5)
20*	Pass	Pedersen from Garbers	
29	Pass	Gilmer from Garbers	
32	Pass	Gilmer from Garbers	
23	Pass	Sturdivant from Garbers	
21	Pass	Matavao from Garbers	ORE (4)
21	Rush	Harden	
23	Pass	Pedersen from Garbers	
24	KOR	Jones	
53	Pass	Harden from Martin	PSU (3)
22	Rush	Jones	
24	KOR	Jones	
22	Pass	Sturdivant from Garbers	MINN (4)
32	Pass	Harden from Garbers	
21	KOR	Jones	
42*	Pass	Sturdivant from Garbers	
49*	Rush	Garbers	RUTG (6)
20	Pass	Matavao from Garbers	
22*	Pass	Harden from Garbers	
67*	Pass	K. Jones from Garbers	
20	Pass	Matavao from Garbers	
25	Pass	Matavao from Garbers	

UCLA OPPONENT 20-YARD PLAYS

<b>Hawai'i (1)</b> - 23 pass
<b>Indiana (4)</b> - 23 pass, 24 pass, 33 pass, 23 pass*
<b>LSU (7)</b> - 23 run, 21 pass, 45 pass*, 23 pass, 33 pass, 35 pass*, 20 pass
<b>Oregon (3)</b> - 26 KOR, 52 pass*, 38 pass
<b>Penn State (5)</b> - 27 KOR, 26 pass, 24 pass, 25 pass, 57 pass
<b>Minnesota (2)</b> - 21 KOR, 27 pass
<b>Rutgers (4)</b> - 42 pass, 24 pass, 30 rush, 59 pass
<b>Nebraska (3)</b> - 40 pass, 27 pass, 37 pass
<b>Iowa (3)</b> - 32 pass, 59 pass, 30 pass
<b>Washington (2)</b> - 25 KOR, 32 pass
<b>USC (6)</b> - 64 pass, 21 rush, 26 pass, 31 KOR, 42 KOR, 39 pass
<b>Fresno State (4)</b> - 20 rush, 24 rush, 38 pass, 21 pass

\* indicates scoring play

Yds.	Type	Player(s)	Opp.
25	Pass	Gilmer from Garbers	NEB (4)
57	Rush	Garbers	
48	Pass	Gilmer from Garbers*	
22	Pass	Matavao from Garbers	
23	Pass	Loya from Garbers	IOWA (4)
29	Rush	Harden	
29	Pass	Loya from Garbers*	
20	Pass	Gilmer from Garbers	
20	Pass	Mokiao-Atimalala from Garbers	WASH (4)
27	Pass	Matavao from Garbers	
21	Pass	Mokiao-Atimalala from Garbers	
25	Pass	Harden from Garbers	
40	Rush	Harden	USC (8)
30	KOR	Jones	
26	Rush	Harden	
29	Pass	Gilmer from Garbers	
29	Pass	Sturdivant from Garbers	
23	Pass	Harden from Garbers	
45	Pass	Sturdivant from Garbers	
25	Pass	Sturdivant from Garbers	
34	KOR	Jones	FRES (5)
26	Pass	Matavao from Garbers	
28	Pass	Mokiao-Atimalala from Garbers	
35	Pass	Matavao from Garbers	
21	Pass	Loya from Garbers	

\* indicates scoring play

20-YARD PLAYS BY BRUINS

Player	No.	TD	Rush	Pass	KOR	PR	IR	FR
T.J. Harden	10	1	4	6	0	0	0	0
Moliki Matavao	10	0	0	10	0	0	0	0
Keegan Jones	9	1	1	2	6	0	0	0
Kwazi Gilmer	6	1	0	6	0	0	0	0
J.Michael Sturdivant	5	0	0	5	0	0	0	0
Titus Mokiao-Atimalala	3	0	0	3	0	0	0	0
Rico Flores Jr.	3	1	0	3	0	0	0	0
Logan Loya	3	1	0	3	0	0	0	0
Jack Pedersen	2	1	0	2	0	0	0	0
Ethan Garbers	2	1	2	0	0	0	0	0
Carter Shaw	1	0	0	1	0	0	0	0
<b>Totals</b>	<b>54</b>	<b>7</b>	<b>7</b>	<b>41</b>	<b>6</b>	<b>0</b>	<b>0</b>	<b>0</b>

## OFFENSE CAREER HIGHS

## 23 ANTHONY ADKINS

Carries: 10, last vs. N.C. Central, 2023  
 Rushing Yards: 101 at UTSA, 2020  
 Rushing TDs: 2 vs. Abilene Christian, 2020  
 Rushing Long: 71 vs. Wake Forest, 2021

## 0 JALEN BERGER

Carries: 21 vs. Indiana, 2022  
 Rushing Yards: 120 vs. Western Michigan, 2022  
 Rushing TDs: 3 vs. Akron, 2022  
 Rushing Long: 50 vs. Western Michigan, 2022  
 Receptions: 4 vs. Central Michigan, 2023  
 Receiving Yards: 38 at Washington, 2022  
 Receiving TDs: 1, last at Nebraska, 2024  
 Receiving Long: 32 at Washington, 2022

## 1 RICO FLORES JR.

Receptions: 8 vs. Wake Forest, 2023  
 Receiving Yards: 102, last at Hawai'i, 2024  
 Receiving TDs: 1, last at Hawai'i, 2024  
 Receiving Long: 60 vs. Pittsburgh, 2023

## 29 ANTHONY FRIAS II

Carries: 13 vs. Fresno State, 2024  
 Rushing Yards: 43 vs. Fresno State, 2024  
 Rushing Long: 8, last vs. Fresno State, 2024  
 Receptions: 2 vs. Fresno State, 2024  
 Receiving Yards: 18 vs. Fresno State, 2024  
 Receiving Long: 14 vs. Fresno State, 2024

## 4 ETHAN GARBERS

Carries: 14 at Utah, 2021  
 Rushing Yards: 51 at Stanford, 2023  
 Rushing Long: 57 at Nebraska, 2024  
 Completions: 32 at Rutgers, 2024  
 Passing Attempts: 44 at Utah, 2021  
 Passing Yards: 383 at Rutgers, 2024  
 TD Passes: 4 at Rutgers, 2024  
 Passing Long: 67 at Rutgers, 2024  
 Total Offense: 431 at Rutgers, 2024  
 Interceptions: 3 vs. Minnesota, 2024

## DEFENSE CAREER HIGHS

## 4 BRYAN ADDISON

Tackles: 8, last vs. Oregon, 2024  
 Tackles for Loss: 1 vs. Eastern Washington, 2022  
 Interceptions: 1, last at Rutgers, 2024

## 44 DEVIN AUPIU

Tackles: 3, last at Nebraska, 2024  
 Tackles for Loss: 2.0 at Nebraska, 2024  
 Sacks: 1 vs. USC, 2024

## 88 GRANT BUCKEY

Tackles: 1 vs. N.C. Central, 2023

## 97 JACOB BUSIC

Tackles: 6, last at Air Force, 2022  
 Tackles for Loss: 2.0 vs. Delaware, 2022  
 Sacks: 2.0 vs. Delaware, 2022

## 1 KANYE CLARK

Tackles: 2 vs. Boise State, 2023  
 Tackles for Loss: 1.0 vs. N.C. Central, 2023

## 6 JAYLIN DAVIES

Tackles: 6, last vs. Boise State, 2023  
 Tackles for Loss: 1.0 at Utah, 2023  
 Interceptions: 1, last vs. Coastal Carolina, 2023  
 Sacks: 0.5 at Nebraska, 2024

## 55 A.J. FUIMAONO

Tackles: 2 vs. N.C. Central, 2023

## 95 SITIVENI HAVILI KAUFUSI

Tackles: 4 vs. Indiana, 2024  
 Tackles for Loss: 1.0 at Hawai'i, 2024

## 11 RAMON HENDERSON

Tackles: 6 vs. South Carolina, 2022  
 Tackles for Loss: 1.0, last at Hawai'i, 2024  
 Sacks: 1.0 at Hawai'i, 2024  
 Interceptions: 1, last at Hawai'i, 2024

## 3 KWAZI GILMER

Receptions: 6 vs. Fresno State, 2024  
 Receiving Yards: 88 at Nebraska, 2024  
 Receiving TDs: 1, last at Washington, 2024  
 Receiving Long: 48 at Nebraska, 2024

## 11 CHASE GRIFFIN

Carries: 7 at Oregon, 2020  
 Rushing Yards: 18 at Oregon, 2020  
 Rushing Long: 18 vs. Stanford, 2020  
 Completions: 19 at Oregon, 2020  
 Passing Attempts: 31 at Oregon, 2020  
 Passing Yards: 195 at Oregon, 2020  
 TD Passes: 4 vs. Stanford, 2020  
 Passing Long: 32 at Oregon, 2020  
 Total Offense: 213 at Oregon, 2020  
 Interceptions: 2 at Oregon, 2020

## 81 HUDSON HABERMEHL

Receptions: 3, last at Stanford, 2023  
 Receiving Yards: 64, last vs. Arizona, 2022  
 Receiving TDs: 2 at USC, 2023  
 Receiving Long: 51 vs. Arizona, 2022

## 25 T.J. HARDEN

Carries: 22 at USC, 2023  
 Rushing Yards: 142 at USC, 2023  
 Rushing TDs: 2 vs. Boise State, 2023  
 Rushing Long: 62 vs. North Carolina Central, 2023  
 Receptions: 5, last at Rutgers, 2024  
 Receiving Yards: 79 at Washington, 2024  
 Receiving TDs: 1 at USC, 2023  
 Receiving Long: 53 at Penn State, 2024

## 22 KEEGAN JONES

Carries: 14 vs. South Alabama, 2022  
 Rushing Yards: 98 at Arizona State, 2022  
 Rushing TDs: 2 vs. Washington State, 2023  
 Rushing Long: 38 vs. Arizona State, 2023  
 Receptions: 6 vs. Pittsburgh, 2022  
 Receiving Yards: 114 at Rutgers, 2024  
 Receiving TDs: 1, last at Rutgers, 2024  
 Receiving Long: 67 at Rutgers, 2024

## 18 R.J. JONES

Tackles: 1 vs. N.C. Central, 2023

## 19 D.J. JUSTICE

Tackles: 1, last at Hawai'i, 2024  
 Tackles for Loss: 1.0 at San Diego State, 2023  
 Sacks: 1.0 at San Diego State, 2023  
 Interceptions: 1, last at Hawai'i, 2024

## 10 ALE KAHO

Tackles: 7 at Utah, 2021  
 Tackles for Loss: 1.0, last at Hawai'i, 2024  
 Sacks: 1.0, last at Hawai'i, 2024

## 3 DEVIN KIRKWOOD

Tackles: 7 vs. Washington, 2022  
 Tackles for Loss: 1.5 at Arizona, 2023  
 Interceptions: 1, last at Washington, 2024  
 Sacks: 0.5 vs. Iowa, 2024

## 18 JADYN MARSHALL

Tackles: 1, last at Washington, 2024

## 20 KAIN MEDRANO

Tackles: 10 at Utah, 2023  
 Tackles for Loss: 3.0 vs. Indiana, 2024  
 Sacks: 2.0 at Utah, 2023  
 Interceptions: 1, last at Washington, 2024

## 9 KAYLIN MOORE

Tackles: 6 at Arizona, 2022  
 Tackles for Loss: 2.0, last vs. Oregon, 2024  
 Interceptions: 1 at Nebraska, 2024

## 47 WYATT MOSIER

Tackles: 1, last vs. Iowa, 2024

## 2 OLUWAFEMI OLADEJO

Tackles: 17 vs. UCLA, 2022  
 Tackles for Loss: 4.0 vs. Iowa, 2024  
 Sacks: 2.0 vs. Iowa, 2024  
 Interceptions: 1, last vs. Washington State, 2023

## 49 LEO KEMP

Receptions: 1, last vs. Fresno State, 2023  
 Receiving Yards: 8 at Hawai'i, 2023  
 Receiving TDs: 1 vs. Fresno State, 2023  
 Receiving Long: 8 at Hawai'i, 2023

## 32 TROY LEIGBER

Carries: 1 vs. N.C. Central, 2023  
 Rushing Yards: 9 vs. N.C. Central, 2023  
 Rushing Long: 9 vs. N.C. Central, 2023

## 17 LOGAN LOYA

Receptions: 9, last vs. California, 2023  
 Receiving Yards: 111 vs. Colorado, 2023  
 Receiving TDs: 1, last vs. Iowa, 2024  
 Receiving Long: 70 vs. Utah, 2022

## 6 JUSTYN MARTIN

Carries: 7 at Penn State, 2024  
 Rushing Yards: 11 vs. N.C. Central, 2023  
 Rushing Long: 15 vs. N.C. Central, 2023  
 Completions: 22 at Penn State, 2024  
 Passing Attempts: 30 at Penn State, 2024  
 Passing Yards: 167 at Penn State, 2024  
 TD Passes: 1 at Penn State, 2024  
 Passing Long: 53 at Penn State, 2024  
 Total Offense: 158 at Penn State, 2024  
 Interceptions: -

## 88 MOLIKI MATAVAO

Receptions: 8 vs. Fresno State, 2024  
 Receiving Yards: 120 vs. Fresno State, 2024  
 Receiving TDs: 1, last vs. USC, 2024  
 Receiving Long: 35, last vs. Fresno State, 2024

## 2 TITUS MOKIAO-ATIMALALA

Receptions: 6 vs. USC, 2024  
 Receiving Yards: 89 vs. Pittsburgh, 2022  
 Receiving TDs: 1, last vs. Iowa, 2024  
 Receiving Long: 49 vs. Pittsburgh, 2022

## 0 DONAVYN PELLOT

Tackles: 3 vs. N.C. Central, 2023  
 Tackles for Loss: 1.0 vs. N.C. Central, 2023  
 Sacks: 1.0 vs. N.C. Central, 2023

## 48 JOUARRI PRICE

Tackles: 1, last vs. California, 2023

## 98 LUKE SCHUERMAN

Tackles: 13 at Franklin & Marshall, 2022  
 Tackles for Loss: 6.0 at Franklin & Marshall, 2022  
 Sacks: 6.0 at Franklin & Marshall, 2022

## 49 CARSON SCHWESINGER

Tackles: 17 at Washington, 2024  
 Tackles for Loss: 4.5 vs. Minnesota, 2024  
 Interceptions: 2.0 vs. Iowa, 2024  
 Sacks: 2.0 vs. Minnesota, 2024

## 94 CHERIF SEYE

Tackles: 4, last vs. Howard, 2023  
 Tackles for Loss: 2.0 at Texas Southern, 2023  
 Sacks: 1.0, last vs. Howard, 2023

## 58 GARY SMITH III

Tackles: 5 vs. Northwestern, 2021  
 Tackles for Loss: 2.0 vs. Colorado, 2023  
 Sacks: 1.0, last vs. Colorado, 2023

## 14 CLINT STEPHENS

Tackles: 2, last vs. N.C. Central, 2023

## 22 CROIX STEWART

Tackles: 5 vs. Indiana, 2024

## 36 JOSHUA SWIFT

Tackles: 4 vs. N.C. Central, 2023

## 92 SIALE TAUPAKI

Tackles: 6 vs. Oregon, 2024  
 Sacks: 1.0 vs. Minnesota, 2024

## 29 EVAN THOMAS

Tackles: 2 at Washington, 2024

## 31 DESHUN MURRELL

Carries: 6 vs. Alabama State, 2022  
 Rushing Yards: 34 vs. Alabama State, 2022  
 Rushing Long: 9 vs. Alabama State, 2022

## 28 JACK PEDERSEN

Receptions: 3 at Washington, 2024  
 Receiving Yards: 37 at Washington, 2024  
 Receiving TDs: 1 at LSU, 2024  
 Receiving Long: 23 vs. Oregon, 2024

## 15 BRADEN PEGAN

Receptions: 1 vs. California, 2023  
 Receiving Yards: 7 vs. California, 2023  
 Receiving Long: 7 vs. California, 2023

## 87 BRYCE PIERRE

Receptions: 4 vs. Washington, 2023  
 Receiving Yards: 35 vs. Fresno State, 2023  
 Receiving Long: 20 at UCLA, 2023

## 14 CARTER SHAW

Receptions: 1 at Hawai'i, 2024  
 Receiving Yards: 27 at Hawai'i, 2024  
 Receiving Long: 27 at Hawai'i, 2024

## 7 J. MICHAEL STURDIVANT

Receptions: 8, last at USC, 2022  
 Receiving Yards: 142 vs. Boise State, 2023  
 Receiving TDs: 2 vs. Washington, 2022  
 Receiving Long: 62 vs. Coastal Carolina, 2023

## 93 JAY TOIA

Tackles: 10 vs. Pittsburgh, 2022  
 Tackles for Loss: 2.0, last at Arizona, 2023  
 Sacks: 1.0, last at Nebraska, 2024

## 15 DREW TUAZAMA

Tackles: 5 vs. Georgia Southern, 2022  
 Tackles for Loss: 2.0, last at Louisiana Tech, 2022  
 Sacks: 1.0, last at Louisiana Tech, 2022

## 30 JOSEPH VAUGHN

Tackles: 15 at Dartmouth, 2023  
 Tackles for Loss: 5.0 at Princeton, 2023  
 Sacks: 1.0, last vs. Pennsylvania, 2023  
 Interceptions: 1, last vs. Harvard, 2023

## 21 JONJON VAUGHNS

Tackles: 7, last at Colorado, 2022  
 Tackles for Loss: 2.0 at USC, 2023  
 Sacks: 1.0 at USC, 2023  
 Interceptions: 1, last vs. Washington, 2022

## 45 MARQUISE VILLACHERMOSA

Tackles: 2 vs. N.C. Central, 2023

## 7 K.J. WALLACE

Tackles: 9 at Florida State, 2022  
 Tackles for Loss: 3.5 vs. USC, 2024  
 Sacks: 1.0, last at Hawai'i, 2024  
 Interceptions: 1, last vs. Georgia, 2023

## 99 KEANU WILLIAMS

Tackles: 4 at Utah, 2023  
 Tackles for Loss: 1.0 at Hawai'i, 2024  
 Sacks: 1.0 at Hawai'i, 2024

## 17 JALEN WOODS

Tackles: 6 vs. USC, 2024  
 Tackles for Loss: 1.0, last at Nebraska, 2024  
 Sacks: 1.0 at Nebraska, 2024

**KICKING CAREER HIGHS**

**94 MATEEN BHAGHANI**

FGs Made in Game: 4 at UCLA, 2023  
 FG Attempts in Game: 4 at UCLA, 2023  
 FG Long: 57 vs. Iowa, 2024  
 PATs Made in Game: 6 vs. Washington State, 2023  
 PATs Attempted in Game: 6 vs. Washington State, 2023

**97 JOSEPH FIREBAUGH JR.**

PATs Made in Game: 1, last at Colorado, 2022  
 PAT Attempts in Game: 1, last at Colorado, 2022

**39 BLAKE GLESSNER**

FGs Made in Game: 4, last vs. Weber State, 2022  
 FG Attempts in Game: 5 vs. Weber State, 2022  
 FG Long: 54 vs. Idaho State, 2021  
 PATs Made in Game: 9, last at Cal Poly, 2022  
 PAT Attempts in Game: 9, last at Cal Poly, 2022

**KICKOFF CAREER HIGHS**

**94 MATEEN BHAGHANI**

Kickoffs in Game: 6, last at Nebraska, 2024  
 Touchbacks: 5 at Nebraska, 2024

**97 JOSEPH FIREBAUGH JR.**

Kickoffs in Game: 1 vs. Alabama State, 2022  
 Touchbacks: 1 vs. Alabama State, 2022

**39 BLAKE GLESSNER**

Kickoffs in Game: 12 at Cal Poly, 2022  
 Touchbacks: 8, last at Cal Poly, 2022

**PUNTING CAREER HIGHS**

**45 CHASE BARRY**

Punts in Game: 2 at Hawai'i, 2024  
 Punt Long: 62 at Hawai'i, 2024

**4 ETHAN GARBERS**

Punts in Game: 1 at Rutgers, 2024  
 Punt Long: 41 at Rutgers, 2024

**39 BLAKE GLESSNER**

Punts in Game: 1 vs. North Dakota State, 2021  
 Punt Long: 28 vs. North Dakota State, 2021

**91 BRODY RICHTER**

Punts in Game: 6 vs. UC Davis, 2023  
 Punt Long: 61 at LSU, 2024

**KICKOFF-RETURN CAREER HIGHS**

**22 KEEGAN JONES**

Returns in Game: 4 vs. Indiana, 2024  
 Yards in Game: 78 vs. Indiana, 2024  
 Return Long: 31 vs. Washington, 2022

**18 JADYN MARSHALL**

Returns in Game: 2 vs. Pittsburgh, 2022  
 Yards in Game: 26 vs. Pittsburgh, 2022  
 Return Long: 25 at California, 2022

**2 TITUS MOKIAO-ATIMALALA**

Returns in Game: 2 vs. Arizona, 2022  
 Yards in Game: 46 vs. Arizona, 2022  
 Return Long: 37 at Navy, 2021

**PUNT-RETURN CAREER HIGHS**

**17 LOGAN LOYA**

Returns in Game: 4 vs. Colorado, 2023  
 Yards in Game: 31, last vs. Boise State, 2023  
 Return Long: 31 vs. Arizona State, 2023

**GAME-BY-GAME PASSING**

Opponent	GARBERS	MARTIN
	PC-PA-Int-Yds-TD	PC-PA-Int-Yds-TD
at Hawai'i	19-38-2-272-1	DNP
Indiana	14-23-1-137-0	1-1-0-5-0
at LSU	22-36-1-281-2	DNP
Oregon	12-20-2-118-0	1-4-0-7-0
at Penn State	DNP	22-30-0-167-1
Minnesota	25-36-3-293-1	DNP
at Rutgers	32-38-0-383-4	DNP
at Nebraska	17-25-0-219-2	DNP
Iowa	21-34-2-203-2	DNP
at Washington	27-44-0-267-2	DNP
USC	20-29-0-265-1	DNP
Fresno State	26-40-0-289-1	DNP

**GAME-BY-GAME RUSHING**

Opponent	BERGER	FRIAS	GARBERS	GILMER	HARDEN	K. JONES	MARTIN	MOKIAO-ATIMALALA	STURDIVANT
	TC-Yds-TD	TC-Yds-TD	TC-Yds-TD	TC-Yds-TD	TC-Yds-TD	TC-Yds-TD	TC-Yds-TD	TC-Yds-TD	TC-Yds-TD
at Hawai'i	DNP	1-2-0	7-47-0	0-0-0	9-9-0	3-13-0	DNP	0-0-0	0-0-0
Indiana	3-13-0	DNP	7-21-0	0-0-0	12-48-1	3-12-0	0-0-0	1-2-0	0-0-0
at LSU	3-19-0	0-0-0	8-(-51)-0	0-0-0	7-15-0	3-22-0	DNP	DNP	0-0-0
Oregon	2-9-0	1-2-0	5-(-18)-0	0-0-0	13-53-0	1-8-0	1-0-0	DNP	0-0-0
at Penn State	9-38-0	0-0-0	DNP	0-0-0	7-26-0	5-38-0	7-(-9)-0	DNP	0-0-0
Minnesota	8-20-0	0-0-0	8-0-0	0-0-0	7-15-0	3-1-1	DNP	0-0-0	0-0-0
at Rutgers	10-28-0	0-0-0	9-48-1	0-0-0	7-14-0	2-11-0	DNP	0-0-0	0-0-0
at Nebraska	7-21-0	0-0-0	6-56-0	0-0-0	11-46-0	5-18-0	DNP	0-0-0	0-0-0
Iowa	6-30-0	0-0-0	4-23-0	0-0-0	20-125-0	7-38-0	DNP	0-0-0	DNP
at Washington	DNP	0-0-0	14-2-0	1-8-0	13-33-0	4-4-0	DNP	0-0-0	1-5-0
USC	DNP	0-0-0	8-7-0	0-0-0	14-98-0	4-6-0	DNP	0-0-0	0-0-0
Fresno State	DNP	12-43-0	7-2-0	0-0-0	4-23-1	7-8-0	DNP	0-0-0	0-0-0

**GAME-BY-GAME RECEIVING**

	<b>BERGER</b>	<b>FLORES</b>	<b>FRIAS</b>	<b>GILMER</b>	<b>HARDEN</b>	<b>K. JONES</b>	<b>LOYA</b>	<b>MATAVAO</b>	<b>MOKIAO-ATIMALALA</b>
<b>Opponent</b>	<b>PC-Yds-TD</b>	<b>PC-Yds-TD</b>	<b>PC-Yds-TD</b>	<b>PC-Yds-TD</b>	<b>PC-Yds-TD</b>	<b>PC-Yds-TD</b>	<b>PC-Yds-TD</b>	<b>PC-Yds-TD</b>	<b>PC-Yds-TD</b>
at Hawai'i	DNP	3-102-1	0-0-0	0-0-0	5-22-0	1-3-0	0-0-0	3-42-0	2-29-0
Indiana	1-5-0	2-31-0	DNP	0-0-0	4-41-0	1-7-0	1-6-0	3-32-0	2-14-0
at LSU	2-19-0	5-27-0	0-0-0	2-61-0	3-21-0	3-50-0	4-46-1	1-11-0	DNP
Oregon	0-0-0	3-27-0	0-0-0	4-31-0	1-4-0	0-0-0	0-0-0	1-21-0	DNP
at Penn State	0-0-0	DNP	0-0-0	1-3-0	5-59-0	2-5-0	6-57-1	3-18-0	DNP
Minnesota	0-0-0	DNP	0-0-0	2-9-0	3-57-0	0-0-0	4-45-0	3-23-0	3-24-0
at Rutgers	1-9-1	DNP	0-0-0	4-21-0	5-34-1	5-114-1	3-27-1	6-104-0	5-54-0
at Nebraska	2-11-1	DNP	0-0-0	3-88-1	1-3-0	0-0-0	2-19-0	4-52-0	2-20-0
Iowa	2-13-0	DNP	0-0-0	3-32-0	2-16-0	4-6-0	5-94-1	DNP	2-11-1
at Washington	DNP	DNP	0-0-0	3-8-1	6-79-1	3-16-0	1-5-0	7-68-1	3-48-0
USC	DNP	DNP	0-0-0	3-38-0	3-37-0	0-0-0	1-9-0	2-15-1	6-49-0
Fresno State	DNP	DNP	2-18-0	6-54-0	2-(-5)-0	0-0-0	2-40-0	8-120-0	3-45-0

**GAME-BY-GAME RECEIVING**

	<b>PEDERSEN</b>	<b>PIERRE</b>	<b>SHAW</b>	<b>STURDIVANT</b>
<b>Opponent</b>	<b>PC-Yds-TD</b>	<b>PC-Yds-TD</b>	<b>PC-Yds-TD</b>	<b>PC-Yds-TD</b>
at Hawai'i	0-0-0	1-11-0	1-27-0	3-36-0
Indiana	1-6-0	0-0-0	0-0-0	0-0-0
at LSU	1-20-1	0-0-0	0-0-0	2-26-0
Oregon	2-28-0	2-14-0	0-0-0	0-0-0
at Penn State	2-11-0	1-12-0	0-0-0	0-0-0
Minnesota	1-5-0	1-5-0	1-18-0	7-107-1
at Rutgers	0-0-0	3-20-0	DNP	0-0-0
at Nebraska	0-0-0	1-7-0	DNP	2-19-0
Iowa	1-6-0	2-25-0	DNP	DNP
at Washington	3-37-0	DNP	DNP	1-6-0
USC	0-0-0	DNP	DNP	5-117-0
Fresno State	1-13-0	0-0-0	DNP	2-4-1

2024 UCLA FOOTBALL

GAME-BY-GAME DEFENSE

	ADDISON	AUPIU	BUSIC	CLARK	DAVIES	FUIMAONO	HAVILI KAUFUSI	HENDERSON	JUSTICE	KAHO
Opponent	PT-AT-TT	PT-AT-TT	PT-AT-TT	PT-AT-TT	PT-AT-TT	PT-AT-TT	PT-AT-TT	PT-AT-TT	PT-AT-TT	PT-AT-TT
at Hawai'i	3-1-4	0-0-0	3-0-3	0-0-0	1-0-1	0-0-0	1-0-1	3-0-3	1-0-1	3-1-4
Indiana	3-1-4	0-0-0	1-0-1	1-0-1	2-1-3	0-0-0	2-2-4	2-3-5	0-0-0	0-1-1
at LSU	5-1-6	3-0-3	0-0-0	DNP	2-0-2	0-0-0	0-0-0	3-2-5	0-0-0	DNP
Oregon	7-1-8	2-0-2	DNP	DNP	3-0-3	0-0-0	DNP	3-0-3	DNP	DNP
at Penn State	0-2-2	0-2-2	DNP	DNP	2-2-4	0-0-0	1-2-3	1-1-2	DNP	3-2-5
Minnesota	2-1-3	1-1-2	0-0-0	DNP	1-0-1	0-0-0	0-0-0	3-0-3	DNP	3-1-4
at Rutgers	3-2-5	0-1-1	0-0-0	DNP	1-0-1	0-0-0	0-0-0	0-2-2	DNP	0-2-2
at Nebraska	3-0-3	3-0-3	1-0-1	DNP	2-3-5	0-0-0	0-0-0	0-4-4	DNP	1-2-3
Iowa	2-1-3	0-0-0	0-2-2	DNP	3-1-4	0-0-0	0-0-0	1-0-1	DNP	1-2-3
at Washington	0-2-2	DNP	1-2-3	DNP	2-0-2	0-1-1	1-0-1	2-0-2	DNP	1-3-4
USC	2-0-2	1-0-1	0-0-0	DNP	1-0-1	0-0-0	0-0-0	1-0-1	DNP	DNP
Fresno State	1-0-1	1-0-1	0-0-0	DNP	1-2-3	1-0-1	0-1-1	2-0-2	DNP	DNP

GAME-BY-GAME DEFENSE

	KIRKWOOD	LEE	MARSHALL	MEDRANO	MOORE	MOSIER	OLADEJO	SCHUERMANN	SCHWESINGER	SEYE
Opponent	PT-AT-TT	PT-AT-TT	PT-AT-TT	PT-AT-TT	PT-AT-TT	PT-AT-TT	PT-AT-TT	PT-AT-TT	PT-AT-TT	PT-AT-TT
at Hawai'i	1-0-1	0-0-0	DNP	5-0-5	1-0-1	0-0-0	1-2-3	2-0-2	7-0-7	DNP
Indiana	2-0-2	0-0-0	0-0-0	8-1-9	3-0-3	0-0-0	3-4-7	0-0-0	1-1-2	DNP
at LSU	3-0-3	0-0-0	0-0-0	5-2-7	2-1-3	0-0-0	1-3-4	0-0-0	7-5-12	DNP
Oregon	2-2-4	0-0-0	0-0-0	2-1-3	5-0-5	0-0-0	2-0-2	1-0-1	8-5-13	1-1-2
at Penn State	1-2-3	0-0-0	1-0-1	3-1-4	0-1-1	0-0-0	5-5-10	0-0-0	6-9-15	0-0-0
Minnesota	2-0-2	0-0-0	1-0-1	4-1-5	5-0-5	0-0-0	2-3-5	0-0-0	12-1-13	0-0-0
at Rutgers	1-1-2	0-0-0	0-0-0	2-5-7	2-1-3	0-0-0	0-5-5	0-0-0	4-6-10	1-0-1
at Nebraska	0-0-0	0-0-0	0-0-0	3-3-6	1-3-4	0-0-0	1-1-2	0-0-0	9-4-13	0-1-1
Iowa	1-1-2	0-0-0	0-0-0	6-3-9	0-1-1	1-0-1	5-1-6	0-0-0	5-2-7	0-0-0
at Washington	1-2-3	0-0-0	0-1-1	1-2-3	1-1-2	0-0-0	5-1-6	3-1-4	10-7-17	0-0-0
USC	0-0-0	2-0-2	0-0-0	4-2-6	3-1-4	0-0-0	5-2-7	1-0-1	10-2-12	0-0-0
Fresno State	0-0-0	0-0-0	0-0-0	7-1-8	4-0-4	1-0-1	0-0-0	0-0-0	11-4-15	0-0-0

GAME-BY-GAME DEFENSE

	STEWART	TAUPAKI	E. THOMAS	TOIA	TUAZAMA	VAUGHN	VAUGHNS	WALLACE	WILLIAMS	WOODS
Opponent	PT-AT-TT	PT-AT-TT	PT-AT-TT	PT-AT-TT	PT-AT-TT	PT-AT-TT	PT-AT-TT	PT-AT-TT	PT-AT-TT	PT-AT-TT
at Hawai'i	1-0-1	1-1-2	DNP	1-0-1	DNP	0-0-0	0-0-0	6-1-7	1-0-1	2-0-2
Indiana	4-1-5	3-1-4	DNP	0-0-0	0-0-0	1-0-1	0-0-0	3-0-3	0-0-0	0-0-0
at LSU	1-0-1	3-0-3	DNP	2-3-5	DNP	0-0-0	0-0-0	3-0-3	DNP	1-1-2
Oregon	0-1-1	3-3-6	1-0-1	3-0-3	DNP	1-0-1	1-3-4	6-1-7	DNP	0-0-0
at Penn State	DNP	1-2-3	DNP	0-2-2	DNP	2-1-3	DNP	1-2-3	DNP	0-0-0
Minnesota	1-0-1	2-0-2	DNP	1-0-1	DNP	0-0-0	DNP	3-0-3	DNP	1-0-1
at Rutgers	1-1-2	0-1-1	0-0-0	1-0-1	DNP	0-0-0	DNP	1-2-3	DNP	1-1-2
at Nebraska	0-0-0	1-1-2	0-0-0	3-0-3	DNP	1-0-1	DNP	3-2-5	DNP	2-2-4
Iowa	0-0-0	0-0-0	0-0-0	2-2-4	DNP	0-0-0	DNP	3-0-3	DNP	1-0-1
at Washington	0-0-0	0-0-0	1-1-2	1-0-1	DNP	0-0-0	DNP	2-2-4	DNP	0-0-0
USC	0-0-0	0-0-0	0-0-0	1-2-3	DNP	0-0-0	DNP	4-1-5	DNP	4-2-6
Fresno State	DNP	0-0-0	0-0-0	0-1-1	1-0-1	2-0-2	DNP	3-0-3	DNP	3-1-4

**SPIEKER FIELD AT THE ROSE BOWL  
HOME OF BRUINS FOOTBALL**

The nation’s most famous college football stadium – the Rose Bowl – will be in its 43rd season as the home of the UCLA Bruins football team in 2024. The stadium is recognized as both a United States National Historic Landmark and a California Historic Civil Engineering landmark. Thanks to a generous donation in 2017 from prominent UCLA alum Tod Spieker and his family, the playing surface is called Spieker Field at the Rose Bowl.

The Rose Bowl was built specifically for football, but has been utilized as a venue for portions of the 1932 Olympic Games’ cycling events and was the soccer site for the 1984 Olympics. The Rose Bowl has also played host to five NFL Super Bowls – XI in 1977, XIV in 1980, XVII in 1983, XXI in 1987 and XXVII in 1993. It was a venue for the 1994 World Cup and the 1999 Women’s World Cup soccer tournaments, including the championship games. The USA women’s soccer team victory over China in the 1999 event drew over 90,000 fans. In addition, the 1983 Army-Navy game was played in the Rose Bowl.

On Jan. 1, 2018 and Jan. 1, 2015, the Rose Bowl served as the site of one of the College Football Playoff semifinal games. In 2014, the Rose Bowl hosted the final BCS Championship contest. It had also played host to the BCS Championship game in 2002, 2006 and 2010.

Considered an ideal concert venue, the Rose Bowl has hosted shows by such groups and artists as Taylor Swift, Beyonce, Jay-Z, Kenny Chesney, Jason Aldean, One Direction, U2, ‘N Sync, Eagles, Rolling Stones, Pink Floyd, Michael Jackson, Metallica, Guns and Roses, Depeche Mode and Journey.

The iconic stadium has put the final touches on a \$181 million dollar renovation, and now features a new video board, improved exiting, wider aisles in the end zones and the Terry Donahue Pavilion. The Pavilion area houses the press boxes, broadcast booths, premium seating, boxes and suites. In December of 2015, the radio and TV booths were renamed “The Keith Jackson Broadcast Center”. Jackson, the former sportscaster, coined the phrase “The Granddaddy of Them All” for the Rose Bowl Game. Also added are field level entrances and exits, and additional concession stands and restroom facilities.



Since 2007, UCLA and its opponents have dressed in new locker rooms located underneath the south concourse of the stadium. The locker area features all of the latest amenities to benefit the players, coaches, sports medicine and equipment staffs. In addition, a new media interview room and working press area were included in the upgrades. In 1998, new individual chairs were installed in the seating areas between the end zones. Also, improved seating areas for the physically challenged were installed, as well as a new sound system.

Completed in 1922 at a cost of \$272,198, the Rose Bowl was first used for the USC-California football game that year which was won by the Golden Bears 12-0. The stadium was originally horseshoe shaped and seated 57,000 people when it hosted the 1923 Rose Bowl Game. The south end zone was enclosed prior to the 1929 game to increase seating capacity to 76,000. Further enlargements took place in 1932 (83,677) and 1949 (100,807). A record crowd of 106,869 fans witnessed the 1973 Ohio State-USC Rose Bowl contest.

The Rose Bowl has many firsts in its vast history. On Jan. 1, 1927, radio stations across the nation were linked together for the first time in a coast-to-coast broadcast. On Jan. 1, 1954, The UCLA-Michigan State Rose Bowl Game was the first west-to-east color telecast on a nationwide connection.

The Rose Bowl has 77 rows of seats. It measures 880 feet from the north to south rims and 695 feet from east to west. Its circumference around the rim is 2,430 feet, compared to 1,350 feet at field level. It took 28 miles of lumber to provide the original seats. The square footage of the grass on the floor of the stadium is 79,156.

**QUICK FACTS**

**School Information**

- Founded: 1919
- Enrollment: 46,430
- Nickname: Bruins
- Colors: Blue and Gold
- Affiliation: NCAA Division I
- Conference: Big Ten
- Interim Chancellor: Darnell Hunt
- Director of Athletics: Martin Jarmond
- Senior Woman Administrator: Dr. Christina Rivera
- Faculty Representative: Dr. Michael Teitell
- Athletic Department Phone: (310) 825-8699
- Ticket Office Phone: (310) 825-2101

**Football History**

- First Season: 1919
- All-Time Record: 650-457-37
- Bowl Game Selections: 39
- National Championships: 1 (1954 - UPI poll)
- Conference Championships: 17 (last 1998)
- Longest Win Streak: 20 games (1997-98)
- South Division Pac-12 Championships: 2 (last 2012)

**Stadium Information**

- Name: Rose Bowl
- Field Name: Spieker Field at the Rose Bowl
- Location: Pasadena, Calif.
- Built: 1922
- Surface: Natural Grass
- First Year as Home of Bruins: 1982 season
- UCLA Record at Rose Bowl: 176-90-2

**THIS IS UCLA**

**The University**

In a dynamic, global city, on one of the nation’s most beautiful campuses, doors are opened, and anything is possible. UCLA is one of the world’s great universities, offering unmatched breadth and depth of scholarship to more than 32,000 undergraduates and nearly 14,000 graduate students. As the No. 1 public university in the nation, it’s UCLA’s mission to move knowledge into action. For over 100 years, the university’s efforts have positively impacted not just those in our communities, but people around the world.

Bruins are a reflection of the university’s commitment to excellence, diversity and equal opportunity. According to U.S. News & World Report, UCLA enrolls one of the largest percentages of low-income students among other elite universities.

The UCLA faculty are among the most recognized and decorated in just about every field. UCLA boasts eight faculty Nobel Prize laureates, 15 MacArthur fellows, 11 National Medal of Science winners and three Pulitzer Prize winners, along with hundreds of recipients of Guggenheim fellowships, Fulbright awards and other academic distinctions. Bruin alumni are Oscar, Grammy, Tony and Emmy winners; philanthropists and public servants; Olympians, professional athletes and coaches; and educators, engineers, bankers, entrepreneurs and astronauts. Founded in 1934, the UCLA Alumni Association serves more than 600,000 living alumni, with a comprehensive array of services, programs and activities.

With hundreds of service programs, UCLA is integral to the Los Angeles community. UCLA Health is among the world’s most comprehensive academic health systems, with a mission to provide state-of-the-art patient care, support pioneering research and train top medical professionals. The arts are also a central part of our lives and essential to the UCLA experience. UCLA Extension offers over 4,000 courses and more than 100 professional certificate programs.

Visit [admission.ucla.edu/visit/campustours](http://admission.ucla.edu/visit/campustours) for more information.

**UCLA ON THE AIR**

**Bruins on the Radio**

In 2024, UCLA football will be broadcast for the 18th year on AM 570 LA Sports (KLAC)/AM 1150.

All games will be produced by JMI Sports, UCLA’s corporate and media rights holder. KLAC serves as the flagship station of the UCLA Sports Network. Broadcasts are also available on Sirius XM and through the TuneIn App which can be downloaded from the App Store.

Josh Lewin returns as the voice of the Bruins for his ninth season. Former Bruin quarterback Matt Stevens (1983-86) is set to begin his 28th year on the broadcast team and his 23rd as the analyst in the booth after being welcomed into the So Cal Sports Broadcasters Hall of Fame in 2019. Another Bruin signal caller, Wayne Cook (1991-94) is in his 23rd season as the sideline reporter.

AM 570 LA Sports also provides ancillary programming, including head coach and player interviews during game weeks. The weekly hour-long Bruin Insider Show also returns.

**Bruins on Television**

The UCLA-Oregon State game in 2009 is the last game not to be aired live (it was on delayed television).

The Big Ten Network will air conference games and ancillary programming which feature football coach and player interviews during the season including special features.

**Bruins on the Web**

UCLA releases, player information and results can be found on the school’s official website: [www.uclabruins.com](http://www.uclabruins.com). Audio broadcasts of football games are also available on the website.

Follow the Bruins on Facebook ([www.facebook.com/uclafootball](http://www.facebook.com/uclafootball)) and X ([www.twitter.com/uclafootball](http://www.twitter.com/uclafootball)).

**Game No. 1 – Aug. 31, 2024**  
**Clarence T.C. Ching Complex (Honolulu, Hawaii)**  
**UCLA 16, Hawai'i 13**



UCLA sophomore kicker MATEEN BHAGHANI kicked a game-winning 32-yard field goal to snap a 13-13 tie with 56 seconds to play, lifting the visiting Bruins past Hawai'i, 16-13, at Clarence T.C. Ching Athletics Complex.

The Bruins trailed during the first three quarters of the contest in Honolulu, overcoming a 10-0 first-half deficit before tying the game, 13-13, early in the final period. The victory marked the first win for first-year UCLA head coach DeShaun Foster, who starred as a running back for the Bruins from 1998-2001.

Bhaghani was a perfect 3-for-3 in field goal attempts at Hawai'i, converting from 22 yards away in the third quarter and from 37 yards and 32 yards, respectively, in the final quarter on a hot afternoon in Honolulu. Bhaghani's final successful attempt clinched UCLA's first game-winning drive since the final week of the 2022 regular season at California.

UCLA quarterback Ethan Garbers completed 19 of 38 pass attempts for 272 yards and one touchdown. Garbers threw two interceptions and totaled 47 net rushing yards on seven carries. The senior signal-caller had a game-high 16-yard carry in UCLA's season-opening win.

Hawai'i quarterback Brayden Schager completed 25 of 42 pass attempts for 227 yards and one touchdown. Schager finished Saturday's game with two interceptions and connected with Pofele Ashlock on nine receptions, totaling 112 yards.

UCLA	0	0	10	6	<b>--16</b>
HAW	7	3	3	0	<b>--13</b>

Weather: Sunny 87/Attn.: 15,194

**First Quarter**

07:43 HAW - #5 P.Ashlock 19 yd pass from #13 B.Schager (#17 K.Matsuzawa kick), 9-73, 05:34 0-7

**Second Quarter**

00:00 HAW - #17 K.Matsuzawa 28 yd FG, 4--5, 00:20 0-10

**Third Quarter**

08:41 UCLA - #1 R.Flores Jr. 39 yd pass from #4 E.Garbers (#39 B.Glessner kick), 8-96, 04:36 7-10  
 04:12 HAW - #17 K.Matsuzawa 28 yd FG, 10-64, 04:29 7-13  
 00:54 UCLA - #94 M.Bhaghani 22 yd FG, 8-71, 03:18 10-13

**Fourth Quarter**

14:05 UCLA - #94 M.Bhaghani 37 yd FG, 5-16, 01:33 13-13  
 00:56 UCLA - #94 M.Bhaghani 32 yd FG, 7-45, 02:12 16-13

UCLA		HAW
19	First Downs	18
20/71	Carries/Net Yards Rushing	28/51
272	Net Yards Passing	227
19/38/2	Pass Comp/Att/Int	25/42/2
58/343	Total Plays/Total Yards	70/278
0/0	Fumbles/Fumbles Lost	2/1
6/60	Penalties	10/97
27:34	Time of Possession	32:26
4/13	Third Down Conversion/Att	4/14
5/26	Sacks/Yds	1/2
3/4	Red Zone	3/3

**Individual Leaders**

Rushing - Garbers (UCLA) 7-47, Borrow (HAW) 1-19; Passing - Garbers (UCLA) 19-38-2-272-1, Schager (HAW) 25-42-2-227-1; Receiving - Ashlock (HAW) 9-112, Flores (UCLA) 3-102; Tackles - Manuma (HAW) 8, Schwesinger (UCLA) 7, Wallace (UCLA) 7

**Game No. 2 – Sept. 14, 2024**  
**Rose Bowl Stadium (Pasadena, Calif.)**  
**Indiana 42, UCLA 13**



UCLA dropped a 42-13 decision to Indiana in the Bruins' first-ever Big Ten Conference game before a crowd of 47,811 at the Rose Bowl.

UCLA trailed by a 21-7 margin at halftime against Indiana, pulling to within 21-10 early in the third quarter. From that point, Indiana outscored the Bruins by a 21-3 margin.

Bruins' quarterback Ethan Garbers completed 14 of 23 passes for 137 yards in UCLA's first home game of the season. Indiana quarterback Kurtis Rourke was 25-for-33, throwing for 307 yards and four touchdowns.

Indiana was effective on third-down opportunities, converting on nine of 12 third downs. In addition, the Hoosiers were 5-for-5 from within the redzone.

Indiana led by a 21-0 margin midway through the second quarter before UCLA scored a touchdown with under one minute to play in the second half, reducing the Hoosiers' advantage to 21-7.

The Bruins used a nine-play, 78-yard drive to get on the board with 42 seconds remaining in the first half. After a 20-yard run by Garbers down to the 1-yard line, T.J. Harden punched the ball through for a one-yard touchdown carry.

IU	14	7	7	14	<b>--42</b>
UCLA	0	7	3	3	<b>--13</b>

Weather: Sunny 78/Attn.: 47,811

**First Quarter**

08:31 IND - #19 M.Cross 3 yd pass from #9 K.Rourke (#39 N.Radicic kick), 12-75, 06:29 7-0

07:28 IND - #5 K.Williams 14 yd pass from #9 K.Rourke (#39 N.Radicic kick), 3-17, 00:53 14-0

**Second Quarter**

04:21 IND - #6 J.Ellison 1 yd rush (#39 N.Radicic kick), 12-90, 05:29 21-0

00:42 UCLA - #25 T.Harden 1 yd rush (#94 M.Bhaghani kick), 9-78, 03:34 21-7

**Third Quarter**

09:37 UCLA - #94 M.Bhaghani 28 yd FG, 9-65, 05:19 21-10  
 04:55 IND - #5 K.Williams 3 yd pass from #9 K.Rourke (#39 N.Radicic kick), 9-87, 04:36 28-10

**Fourth Quarter**


13:13 UCLA - #94 M.Bhaghani 34 yd FG, 11-66, 06:37 28-13  
 07:28 IND - #3 O.Cooper Jr. 23 yd pass from #9 K.Rourke (#39 N.Radicic kick), 10-75, 05:45 35-13 35-13  
 05:28 IND - #21 E.Green 14 yd rush (#39 N.Radicic kick), 4-40, 01:36 42-13

UCLA		IU
16	First Downs	25
26/96	Carries/Net Yards Rushing	29/123
142	Net Yards Passing	307
15/24/1	Pass Comp/Att/Int	25/33/0
50/238	Total Plays/Total Yards	62/430
1/1	Fumbles/Fumbles Lost	0/0
7/74	Penalties	14/127
28:07	Time of Possession	31:34
2/8	Third Down Conversion/Att	9/12
0/0	Sacks/Yds	2/11
3/3	Red Zone	5/5

**Individual Leaders**

Rushing - Ellison (IU) 10-49, Harden (UCLA) 12-48; Passing - Rourke (IU) 25-33-0-307-4 Garbers (UCLA) 14-23-1-137-0; Receiving - Cross (IU) 6-90, Harden (UCLA) 4-41; Tackles - Medrano (UCLA) 9, Fisher (IU) 9

**Game No. 3 – Sept. 21, 2024**  
**Tiger Stadium (Baton Rouge, La.)**  
**LSU 34, UCLA 17**



UCLA lost at then-No. 16 LSU, 34-17, before a crowd of 100,315 at Tiger Stadium in a nationally-televised showdown.

In the second all-time matchup between UCLA and LSU, the host Tigers outscored the Bruins by a 17-0 margin in the second half.

UCLA was playing its first-ever game in the state of Louisiana and bounced back from a 17-10 second quarter deficit to head into halftime tied, 17-17.

The first 17 minutes of Saturday's game featured multiple lead changes. LSU took a 7-0 cushion on its first offensive possession before UCLA secured a 10-7 advantage late in the opening quarter. LSU regained the lead, at 14-10, less than 90 seconds into the second quarter.

Trailing 7-0 less than three minutes into the contest, UCLA drove downfield with a 75-yard touchdown drive. Facing a 4th-and-2 on LSU's 33-yard, Garbers completed a 13-yard pass to T.J. Harden before firing a 20-yard TD strike to TE Jack Pedersen (his first collegiate TD reception).

With UCLA trailing LSU, 17-10, Garbers connected with Logan Loya for an 11-yard game-tying touchdown with two seconds to play before halftime. Garbers' second passing touchdown of the day tied the game, 17-17.

UCLA	10	7	0	0	<b>--17</b>
LSU	7	10	7	10	<b>--34</b>

Weather: Sunny 91/Attn.: 100,315

**First Quarter**

12:19 LSU - #0 Z.Thomas 5 yd pass from #13 G.Nussmeier (#34 D.Ramos kick), 6-75, 02:41 7-0

08:10 UCL - #28 J.Pedersen 20 yd pass from #4 E.Garbers (#94 M.Bhaghani kick), 8-75, 04:09 7-7

00:17 UCL - #94 M.Bhaghani 47 yd FG, 7-27, 03:12 7-10

**Second Quarter**

13:57 LSU - #12 K.Parker 45 yd pass from #13 G.Nussmeier (#34 D.Ramos kick), 4-75, 01:20 14-10

03:45 LSU - #34 D.Ramos 22 yd FG, 7-33, 03:01 17-10

00:02 UCL - #17 L.Loya 11 yd pass from #4 E.Garbers (#94 M.Bhaghani kick), 11-75, 03:43 17-17

**Third Quarter**

06:11 LSU - #18 J.Williams 2 yd rush (#34 D.Ramos kick), 14-96, 06:33 24-17

**Fourth Quarter**

LSU - #29 C.Durham 35 yd pass from #13 G.Nussmeier (#34 D.Ramos kick), 11-92, 05:15 31-17

LSU - #34 D.Ramos 32 yd FG, 8-31, 03:37 34-17

UCLA		LSU
17	First Downs	27
22/14	Carries/Net Yards Rushing	28/102
281	Net Yards Passing	352
22/36/1	Pass Comp/Att/Int	32/44/0
58/295	Total Plays/Total Yards	72/454
2/1	Fumbles/Fumbles Lost	0/0
9/80	Penalties	5/22
26:24	Time of Possession	33:36
5/12	Third Down Conversion/Att	10/15
0/0	Sacks/Yds	5/41
2/2	Red Zone	4/4

**Individual Leaders**

Rushing - Williams (LSU) 13-62, Jones (UCLA) 3-22; Passing - Nussmeier (LSU) 32-44-0-352-3, Garbers (UCLA) 22-36-1-281-2; Receiving - Taylor (LSU) 8-77, Loya (UCLA) 4-46; Tackles - Schwesinger (UCLA) 12, Weeks/Penn (LSU) 7

**Game No. 4 – Sept. 28, 2024**  
**Rose Bowl Stadium (Pasadena, Calif.)**  
**Oregon 34, UCLA 13**



UCLA dropped a week 4 matchup at home to Oregon, with a late-second quarter pick-six from safety Bryan Addison representing the Bruins' lone touchdown of the contest.

Oregon led from start to finish, claiming a 28-10 lead by halftime. The Ducks' second-half cushion never fell below 15 points.

Oregon's Dillon Gabriel had 280 passing yards and three TDs, including two connections with Tez Johnson (11 rec, 121 yds, 2 TDs). UCLA's Ethan Garbers went 12-20 for 118 yards and two interceptions. Bruins' kicker Mateen Bhaghani was a perfect 2-for-2 on field goals, connecting on a career-best 54-yard field goal in the third quarter.

In the Bruins' second home contest of the season, Oregon outgained UCLA in total net yards, 433 to 172. The visiting Ducks tallied 280 yards through the air and 153 yards on the ground.

Addison made the biggest play of the day for UCLA in the dying seconds of the first half, picking off a Gabriel pass at the UCLA four-yard line and taking it to the house for a 96-yard pick-six. It was the Bruins' longest pick-six since 2015.

ORE	7	21	0	6	<b>--34</b>
UCLA	3	7	3	0	<b>--13</b>

Weather: Sunny 68/Attn.: 43,051

**First Quarter**

09:38 ORE - #1 T.Holden 12 yd pass from #8 D.Gabriel (#36 A.Sappington kick), 12-75, 05:22 7-0  
 02:35 UCLA - #94 M.Bhaghani 27 yd FG, 12-66, 07:04 7-3

**Second Quarter**

14:55 ORE - #36 A.Sappington 41 yd FG, 7-49, 02:31 10-3  
 11:53 ORE - #20 J.James 2 yd rush (#36 A.Sappington kick), 6-23, 02:25 17-3  
 09:11 ORE - #15 T.Johnson 52 yd pass from #8 D.Gabriel (#3 T.Ferguson pass from #18 K.Sadiq), 3-65, 00:49 25-3  
 02:25 ORE - #36 A.Sappington 42 yd FG, 11-46, 04:33 28-3  
 00:04 UCLA - #4 B.Addison 96 yd interception return (#94 M.Bhaghani kick), 01:33 28-10

**Third Quarter**

07:34 UCLA - #94 M.Bhaghani 54 yd FG, 6-17, 02:23 28-13

**Fourth Quarter**


09:37 ORE - #15 T.Johnson 12 yd pass from #8 D.Gabriel (#36 A.Sappington kick missed), 11-61, 05:23 34-13

UCLA		ORE
11	First Downs	26
24/47	Carries/Net Yards Rushing	36/153
125	Net Yards Passing	280
13/24/2	Pass Comp/Att/Int	31/42/1
48/172	Total Plays/Total Yards	78/433
1/0	Fumbles/Fumbles Lost	1/0
9/86	Penalties	6/49
26:28	Time of Possession	33:32
1/10	Third Down Conversion/Att	9/14
0/0	Sacks/Yds	4/21
1/1	Red Zone	3/5

**Individual Leaders**

Rushing - James (ORE) 20-103, Harden (UCLA) 13-53; Passing - Gabriel (ORE) 31-41-1-280-3, Garbers (UCLA) 12-20-2-118-0; Receiving - Johnson (ORE) 11-121-2, Gilmer (UCLA) 4-31-0; Tackles - Schwesinger (UCLA) 13, Reed (ORE) 6

**Game No. 5 – Oct. 5, 2024**  
**Beaver Stadium (University Park, Pa.)**  
**Penn State 27, UCLA 11**



Justyn Martin completed 22 of 30 passes for 167 yards and one touchdown in his first-ever collegiate start, but UCLA dropped a 27-11 decision at No. 7 Penn State in front of 110,047 at Beaver Stadium. It was the Bruins' first-ever Big Ten road game.

The Bruins fell behind by a 14-3 margin at halftime against Penn State, finishing the contest having totaled 260 net yards. Penn State jumped ahead 27-3 with 8:17 to play in regulation before UCLA scored a touchdown and ensuing two-point conversion in the game's final minute.

Playing their third road game in five contests, the Bruins went up against a top-20 ranked opponent for the third consecutive Saturday (previously at No. 16 LSU and at home versus No. 8 Oregon).

UCLA's 16-play, 73-yard drive in the game's final minutes helped the Bruins close the final gap to 27-11. Martin found Logan Loya in the end zone for a one-yard touchdown pass with 16 seconds left in the fourth quarter. The ensuing two-point conversion was a two-yard pass up the middle from Martin to running back Keegan Jones.

Bruins' linebacker Carson Schwesinger totaled a career-best 15 tackles against Penn State, including six solo tackles and one-half tackle for loss. Linebacker Oluwafemi Oladejo had 10 total tackles, one quarterback sack and two tackles for loss (TFL).

UCLA	0	3	0	8	<b>--11</b>
PSU	0	14	10	3	<b>--27</b>

Weather: Sunny 67/Attn.: 110, 047

**Second Quarter**

06:40 PSU - #15 D.Allar 1 yd rush (#94 R.Barker kick), 16-82, 08:36 7-0  
 02:51 UCLA - #94 M.Bhaghani 25 yd FG, 8-68, 03:49 7-3  
 PSU - #44 T.Warren 5 yd pass from #15 D.Allar (#94 R.Barker kick), 8-75, 02:31 14-3

**Third Quarter**

08:36 PSU - #94 R.Barker 25 yd FG, 7-39, 04:02 17-3  
 02:57 PSU - #13 K.Allen 1 yd rush (#94 R.Barker kick), 5-58, 02:26 24-3

**Fourth Quarter**


08:17 PSU - #94 R.Barker 40 yd FG, 7-65, 03:00 27-3  
 00:16 UCLA - #17 L.Loya 1 yd pass from #6 J.Martin (#22 K.Jones pass from #6 J.Martin), 16-73, 07:56 27-11

UCLA		PSU
14	First Downs	18
29/93	Carries/Net Yards Rushing	30/85
167	Net Yards Passing	237
22/30/0	Pass Comp/Att/Int	17/24/0
59/260	Total Plays/Total Yards	54/322
1/0	Fumbles/Fumbles Lost	0/0
5/45	Penalties	2/20
32:57	Time of Possession	27:03
6/15	Third Down Conversion/Att	7/12
1/9	Sacks/Yds	2/30
2/3	Red Zone	4/4

**Individual Leaders**

Rushing - Allen (PSU) 21-78, Berger (UCLA) 9-38; Passing - Allar (PSU) 17-24-0-237-1, Martin (UCLA) 22-30-0-167-1 Receiving - Clifford (PSU) 3-107-0, Loya (UCLA) 6-57-1; Tackles - Schwesinger (UCLA) 15, Rojas (PSU) 8

**Game No. 6 – Oct. 12, 2024**  
**Rose Bowl Stadium (Pasadena, Calif.)**  
**Minnesota 21, UCLA 17**



UCLA led 10-0 at halftime and allowed a season-low 234 yards of total offense against, but Minnesota scored a touchdown with less than 30 seconds remaining in regulation to claim a 21-17 Big Ten win at the Rose Bowl.

The game featured multiple lead changes, as Minnesota scored 14 unanswered in the third quarter to take the lead before the Bruins answered with a go-ahead touchdown drive midway through the fourth quarter.

However, the Gophers were able to get a defensive stop ahead of the two-minute warning, and then put together a game-winning drive (seven plays, 61 yards, 1:53) capped off by a five-yard touchdown pass to running back Darius Taylor on third down with 27 seconds remaining.

Ethan Garbers had a season-high 293 yards passing thanks in part to a solid connection with wideout J.Michael Sturdivant, who posted season highs in receptions (7) and receiving yards (107) while hauling in the Bruins' longest receiving touchdown of the year to date at 42 yards.

Carson Schwesinger paced the defensive corps, notching his fourth consecutive double-digit tackle performance (13) while recording career highs in tackles for loss (4.5) and sacks (2.0).

MINN	0	0	14	7	<b>--21</b>
UCLA	7	3	0	7	<b>--17</b>

Weather: Sunny 74/Attn.: 42, 012

**First Quarter**

08:49 UCLA - #22 K.Jones 1 yd rush (#94 M.Bhaghani kick), 10-59, 05:14, 0-7

**Second Quarter**

00:00 UCLA - #94 M.Bhaghani 34 yd FG, 6-47, 00:46, 0-10

**Third Quarter**

10:33 MINN - #11 E.Spencer 12 yd pass from #16 M.Brosmer (#99 D.Kesich kick), 5-46, 02:41, 7-10  
 07:16 MINN - #1 D.Taylor 2 yd rush (#99 D.Kesich kick), 6-38, 02:29, 14-10

**Fourth Quarter**

06:54 UCLA - #7 J.Sturdivant 42 yd pass from #4 E.Garbers (#94 M.Bhaghani kick), 9-89, 05:44, 14-17  
 00:27 MINN - #1 D.Taylor 4 yd pass from #16 M.Brosmer (#99 D.Kesich kick), 8-61, 01:53, 21-17

UCLA		MINN
18	First Downs	19
26/36	Carries/Net Yards Rushing	24/41
293	Net Yards Passing	193
25/36/3	Pass Comp/Att/Int	26/37/0
62/329	Total Plays/Total Yards	61/234
1/0	Fumbles/Fumbles Lost	0/0
10/105	Penalties	4/21
29:02	Time of Possession	30:58
6/13	Third Down Conversion/Att	8/15
3/20	Sacks/Yds	3/19
2/2	Red Zone	3/3

**Individual Leaders**

Rushing - Taylor (MINN) 16-30, Berger (UCLA) 8-20; Passing - Garbers (UCLA) 25-36-3-293-1, Brosmer (MINN) 26-37-0-193-2; Receiving - Sturdivant (UCLA) 7-107-1, Jackson (MINN) 10-89-0; Tackles - Schwesinger (UCLA) 13, Robinson/Walley/Lindenberg (MINN) 6

**Game No. 7 – Oct. 19, 2024**  
**SHI Stadium (Piscataway, N.J.)**  
**UCLA 35, Rutgers 32**



UCLA beat Rutgers, 35-32, in the first-ever meeting between the teams in front of a sold-out crowd of 53,736. Quarterback Ethan Garbers recorded career highs in passing yards (383), passing touchdowns (four) and completion percentage (32-38, 84%).

Garbers also completed the longest pass of his career (67 yards) and made the longest rush of his career (49 yards), both for touchdowns.

Garbers dialed up touchdown passes to four different receivers – WR Logan Loya and RBs Keegan Jones, T.J. Harden and Jalen Berger – to become the first Bruin to accomplish that feat since Dorian Thompson-Robinson on Nov. 7, 2020 at Colorado. Berger scored his first TD in a Bruin uniform in the fourth quarter in his home state of New Jersey.

The Bruins never trailed in the contest. UCLA tacked on two key scores in the second quarter. The first came on a 10-play, 91-yard drive ending in a 49-yard TD run by Garbers. Earlier on that drive, Garbers converted on a 4th and 1 on UCLA's own 18 yard line.

UCLA	7	14	7	7	<b>--35</b>
RU	7	3	9	13	<b>--13</b>

Weather: Sunny 69/Attn.: 53,736

**First Quarter**

09:03 UCLA - #17 L.Loya 5 yd pass from #4 E.Garbers (#94 M.Bhaghani kick), 11-75, 05:57

04:43 RU - #16 A.Kaliakmanis 1 yd rush (#44 J.Patel kick), 8-75, 04:20

**Second Quarter**

02:43 UCLA - #4 E.Garbers 49 yd rush (#94 M.Bhaghani kick), 10-91, 06:34

01:08 RU - #44 J.Patel 49 yd FG, 8-44, 01:35

00:22 UCLA - #25 T.Harden 22 yd pass from #4 E.Garbers (#94 M.Bhaghani kick), 7-75, 00:46

**Third Quarter**

12:45 RU - #5 K.Monangai 6 yd rush (#16 A.Kaliakmanis rush failed), 5-75, 02:15

05:41 RU - #44 J.Patel 35 yd FG, 11-41, 04:52

04:53 UCLA - #22 K.Jones 67 yd pass from #4 E.Garbers (#94 M.Bhaghani kick), 2-75, 00:48

**Fourth Quarter**

12:13 UCLA - #0 J.Berger 9 yd pass from #4 E.Garbers (#94 M.Bhaghani kick), 10-70, 05:20

10:35 RU - #5 K.Monangai 5 yd rush (#0 D.Miller pass from #16 A.Kaliakmanis failed), 6-75, 01:38

01:23 RU - #5 K.Monangai 1 yd rush (#44 J.Patel kick), 8-58, 02:11

UCLA		RU
24	First Downs	23
31/95	Carries/Net Yards Rushing	29/135
383	Net Yards Passing	287
32/38/0	Pass Comp/Att/Int	18/30/1
69/478	Total Plays/Total Yards	59/422
2/1	Fumbles/Fumbles Lost	1/0
9/49	Penalties	3/25
34:42	Time of Possession	25:18
7/13	Third Down Conversion/Att	3/9
1/7	Sacks/Yds	3/14
2/2	Red Zone	5/5

**Individual Leaders**

Rushing - Garbers (UCLA) 9-48, Monangai (RU) 19-106; Passing - Garbers (UCLA) 32-48-0-383-4, Kaliakmanis (RU) 18-30-1-287-0; Receiving - Jones (UCLA) 5-114-1, Duff (RU) 3-82-0; Tackles - Schwesinger (UCLA) 10, Djabome (RU) 10

**Game No. 8 – Nov. 2, 2024**  
**Memorial Stadium (Lincoln, Neb.)**  
**UCLA 27, Nebraska 20**



UCLA picked up its second consecutive Big Ten road win with a 27-20 triumph over Nebraska at Memorial Stadium on Nov. 2.

Ethan Garbers threw for 219 yards and a pair of touchdowns as the Bruins built a 27-7 lead midway through the third quarter.

Nebraska's offense got into more of a rhythm in the second half, but key interceptions from Kain Medrano and Kaylin Moore at the beginning and end of the second half helped UCLA hold off the Huskers.

Medrano started the second stanza in the best way possible for UCLA, picking off a pass from Nebraska's Dylan Raiola and taking it 38 yards to the house for a pick-six.

After the Huskers scored 13 in a row to get within seven in the fourth quarter, Moore was able to intercept a pass that deflected off a Nebraska receiver's knee with under a minute remaining to seal the result.

RB Jalen Berger caught his second touchdown in as many games for the Bruins, and WR Kwazi Gilmer tallied a career-high 88 receiving yards while hauling in his first-career touchdown catch. Carson Schwesinger paced the defensive corps with 13 tackles, his sixth-consecutive game with double-digit stops.

UCLA	3	10	14	0	<b>--27</b>
NEB	0	7	7	6	<b>--20</b>

Weather: Cloudy 56/Attn.: 87,453

**First Quarter**

07:00 UCLA - #94 M.Bhaghani 25 yd FG, 14-68, 08:00

**Second Quarter**

13:47 UCLA - #0 J.Berger 10 yd pass from #4 E.Garbers (#94 M.Bhaghani kick), 11-85, 06:37

10:02 NEB - #23 D.Dowdell 4 yd rush (#90 J.Hohl kick), 9-75, 03:45

06:52 UCLA - #94 M.Bhaghani 26 yd FG, 7-67, 03:10

**Third Quarter**

14:50 UCLA - #20 K.Medrano 38 yd interception return (#94 M.Bhaghani kick), 00:10

08:21 UCLA - #3 K.Gilmer 48 yd pass from #4 E.Garbers (#94 M.Bhaghani kick), 3-58, 01:42

5:23 NEB - #18 I.Neyor 8 yd pass from #15 D.Raiola (#90 J.Hohl kick), 7-75, 02:58

**Fourth Quarter**

03:57 NEB - #23 D.Dowdell 1 yd rush (#90 J.Hohl kick missed), 13-53, 06:01

UCLA		NEB
17	First Downs	21
30/139	Carries/Net Yards Rushing	38/113
219	Net Yards Passing	209
17/25/0	Pass Comp/Att/Int	16/34/2
55/358	Total Plays/Total Yards	72/322
0/0	Fumbles/Fumbles Lost	0/0
9/62	Penalties	2/15
29:14	Time of Possession	30:46
6/13	Third Down Conversion/Att	9/17
4/23	Sacks/Yds	2/12
3/3	Red Zone	3/4

**Individual Leaders**

Rushing - Dowdell (NEB) 17-61, Garbers (UCLA) 6-56; Passing - Garbers (UCLA) 17-25-0-219-2, Raiola (NEB) 14-27-1-177-1; Receiving - Neyor (NEB) 4-89-1, Gilmer (UCLA) 3-88-1; Tackles - Schwesinger (UCLA) 13, Gifford (NEB) 9

**Game No. 9 – Nov. 8, 2024**  
**Rose Bowl Stadium (Pasadena, Calif.)**  
**UCLA 20, Iowa 17**



UCLA claimed a third consecutive win, and its first of the year at the Rose Bowl, with a 20-17 victory over Iowa on Nov. 8.

The Bruins rushed for 211 yards in the win behind a season-best 125-yard performance from T.J. Harden. UCLA held Iowa, which entered the contest ranked 10th nationally in rushing offense, to 80 yards on the ground.

UCLA QB Ethan Garbers finished the game with 204 passing yards, a pair of touchdowns and three turnovers in what proved to be a battle of Big Ten defenses.

Each team had three takeaways, including a pair of interceptions by Bruin linebacker Carson Schwesinger.

Iowa scored the game's first 10 points, but UCLA answered with a 17-point second quarter to go ahead at the halftime break.

Kicker Mateen Bhaghani had a strong day for the Bruins, bookending the scoring with a pair of field goals. He got the Bruins on the board with a 57-yard field goal in the second quarter, the second-longest in school history. Logan Loya and Titus Mokiao-Atimalala reeled in touchdown catches to complete the 17-point streak.

UCLA's defense limited the Hawkeyes to seven points over the final three quarters. The Bruins held the visitors to a 4-10 conversion rate on third down, and compiled 8.0 tackles for loss. Oluwafemi Oladejo had 2.0 sacks and 4.0 TFLs to lead UCLA in both statistics.

IOWA	10	0	0	7	<b>--17</b>
UCLA	0	17	0	3	<b>--20</b>

Weather: Sunny 62/Attn.: 53,467

**First Quarter**

11:44 Iowa - #2 K.Johnson 2 yd rush (#18 D.Stevens kick), 3-41, 01:46

00:55 Iowa - #18 D.Stevens 24 yd FG, 7-74, 03:54

**Second Quarter**

11:41 UCLA - #94 M.Bhaghani 57 yd FG, 11-36, 04:14

08:05 UCLA - #2 T.Mokiao-Atimalala 2 yd pass from #4 E.Garbers (#94 M.Bhaghani kick), 6-45, 03:23

00:55 UCLA - #17 L.Loya 29 yd pass from #4 E.Garbers (#94 M.Bhaghani kick), 5-56, 00:56

**Fourth Quarter**

11:27 Iowa - #28 K.Moulton 1 yd rush (#18 D.Stevens kick), 13-61, 07:35


04:49 UCLA - #94 M.Bhaghani 27 yd FG, 13-66, 06:38

UCLA		IOWA
23	First Downs	12
39/211	Carries/Net Yards Rushing	31/80
203	Net Yards Passing	185
21/34/2	Pass Comp/Att/Int	9/15/2
73/414	Total Plays/Total Yards	46/265
1/1	Fumbles/Fumbles Lost	1/1
9/84	Penalties	2/20
37:33	Time of Possession	22:27
9/14	Third Down Conversion/Att	4/10
3/11	Sacks/Yds	0/0
2/5	Red Zone	3/3

**Individual Leaders**

Rushing - Harden (UCLA) 20-125-0, Johnson (Iowa) 18-49-1; Passing - Garbers (UCLA) 21-34-2-203-2, Sullivan (Iowa) 6-9-2-157-0; Receiving - Gill (Iowa) 6-136-0, Loya (UCLA) 5-94-1; Tackles - Jackson (Iowa) 12, Medrano (UCLA) 9

**Game No. 10 – Nov. 15, 2024**  
**Husky Stadium (Seattle, Wash.)**  
**Washington 31, UCLA 19**



UCLA saw its three-game winning streak come to an end at Washington with a 31-19 setback. With the win, the Huskies extended their home winning streak to 20 consecutive victories at Husky Stadium.

Ethan Garbers finished the game with 267 passing yards and a pair of touchdowns, completing 27-of-44

of his passes without an interception. But he was sacked six times and the Bruins lost a pair of fumbles, one by Garbers. The Bruins rushed for only 52 yards after rushing for 211 yards in the victory over Iowa. T.J. Harden rushed for 33 of those yards.

Despite the loss, the Bruins outgained the Huskies, 319 to 305 net total yards. Additionally, UCLA allowed a season-low 182 passing yards, marking the second straight week the Bruins' defense set a season-best for passing defense (allowed 185 yards to Iowa last week).

Linebacker Carson Schwesinger again led the Bruins with his seventh double-digit tackle performance, a career-high 17 tackles (10 solo). He has led the Bruins in tackles in eight of 10 games so far this season. His 17 tackles were the most by a Bruin since Jayon Brown recorded 19 against Colorado on Nov. 3, 2016.

UCLA	0	10	3	6	<b>--19</b>
WASH	7	7	3	14	<b>--31</b>

Weather: Cloudy 44/Attn.: 68,811

**First Quarter**

03:51 WASH - #1 J.Coleman 15 yd rush (#95 G.Gross kick), 3-36, 01:23

**Second Quarter**

13:38 UCLA - #94 M.Bhaghani 28 yd FG, 11-65, 05:13  
 03:46 WASH - #85 K.Latu 8 yd pass from #7 W.Rogers (#95 G.Gross kick), 9-69, 03:24  
 00:51 UCLA - #3 K.Gilmer 1 yd pass from #4 E.Garbers (#94 M.Bhaghani kick), 10-65, 02:50

**Third Quarter**

11:20 UCLA - #94 M.Bhaghani 40 yd FG, 4-3, 02:13  
 03:16 WASH - #95 G.Gross 41 yd FG, 11-57, 04:56

**Fourth Quarter**

05:44 WASH - #86 D.DeGraaf 1 yd pass from #2 D.Williams Jr. (#95 G.Gross kick), 8-74, 05:14  
 01:54 WASH - #1 J.Coleman 2 yd rush (#95 G.Gross kick), 4-23, 01:42  
 00:09 UCLA - #88 M.Matavao 2 yd pass from #4 E.Garbers (#2 T.Mokiao-Atimalala pass from #4 E.Garbers failed), 12-80, 01:41

UCLA		WASH
21	First Downs	20
33/52	Carries/Net Yards Rushing	30/123
267	Net Yards Passing	182
27/44/0	Pass Comp/Att/Int	20/29/2
77/319	Total Plays/Total Yards	59/305
2/2	Fumbles/Fumbles Lost	1/0
9/47	Penalties	2/25
33:03	Time of Possession	26:57
10/19	Third Down Conversion/Att	3/9
1/9	Sacks/Yds	6/49
4/5	Red Zone	4/4

**Individual Leaders**

Rushing - Coleman (WASH) 21-95, Harden (UCLA) 13-33; Passing - Garbers (UCLA) 27-44-0-267-2, Rogers (WASH) 13-21-2-115-1; Receiving - Matavao (UCLA) 7-68-1, Boston (WASH) 2-47-0; Tackles - Schwesinger (UCLA) 17, Tuputala (WASH) 10

**Game No. 11 – Nov. 23, 2024**  
**Rose Bowl Stadium (Pasadena, Calif.)**  
**USC 19, UCLA 13**



UCLA lost to crosstown rival USC, 19-13, in the first-ever meeting between the two long-time rivals as members of the Big Ten Conference.

USC scored the game-winning touchdown with 6:55 to play in the fourth quarter. Trailing 13-9, the Trojans used a three-play, 49-yard drive to score a touchdown on a four-

yard pass play from Jayden Maiava to Ja'Kobi Lane. USC secured its second lead of the game at 16-13.

The Trojans added a 30-yard field goal by Michael Lantz with 2:09 remaining in the fourth quarter to push their margin to 19-13. Lantz finished the game having converted all four field goal attempts for the Trojans.

UCLA and USC each led twice during the contest.

Bruins' quarterback Ethan Garbers completed 20 of 29 passes for 265 yards and one touchdown. Running back T.J. Harden had 14 carries for 98 yards, and wide receiver J.Michael Sturdivant tallied five receptions for a game-high 117 yards.

UCLA took a 3-0 lead on its first offensive possession, as Bhaghani kicked a 51-yard field goal less than four minutes into the contest. Lantz was a perfect 3-for-3 on field goal attempts in the first half, helping the Trojans to secure a 9-3 advantage.

USC	3	6	0	10	<b>--19</b>
UCLA	3	0	10	0	<b>--13</b>

Weather: Cloudy 56/Attn.: 59,473

**First Quarter**

11:32 UCLA - #94 M.Bhaghani 51 yd FG, 7-42, 03:28  
 04:12 USC - #96 M.Lantz 19 yd FG, 9-93, 03:02

**Second Quarter**

09:25 USC - #96 M.Lantz 23 yd FG, 12-51, 04:52  
 00:21 USC - #96 M.Lantz 22 yd FG, 14-79, 06:05

**Third Quarter**

09:37 UCLA - #88 M.Matavao 10 yd pass from #4 E.Garbers (#94 M.Bhaghani kick), 7-54, 04:21  
 00:04 UCLA - #94 M.Bhaghani 29 yd FG, 10-80, 07:01

**Fourth Quarter**


06:55 USC - #8 J.Lane 4 yd pass from #14 J.Maiava (#96 M.Lantz kick), 3-49, 01:21  
 02:09 USC - #96 M.Lantz 30 yd FG, 8-21, 02:50

UCLA		USC
16	First Downs	17
26/111	Carries/Net Yards Rushing	29/86
265	Net Yards Passing	260
20/29/0	Pass Comp/Att/Int	20/36/0
55/376	Total Plays/Total Yards	65/346
0/0	Fumbles/Fumbles Lost	2/0
8/70	Penalties	2/25
30:57	Time of Possession	29:03
3/11	Third Down Conversion/Att	4/14
2/18	Sacks/Yds	3/17
2/2	Red Zone	5/5

**Individual Leaders**

Rushing - Harden (UCLA) 14-98, Marks (USC) 18-76; Passing - Garbers (UCLA) 20-29-0-265-1, Maiava (USC) 19-35-0-221-1; Receiving - Sturdivant (UCLA) 5-117-0, Hudson (USC) 6-79-0; Tackles - Schwesinger (UCLA) 12, Cobb (USC) 7

**Game No. 12 – Nov. 30, 2024**  
**Rose Bowl Stadium (Pasadena, Calif.)**  
**UCLA 20, Fresno State 13**



The UCLA football team earned a 20-13 victory in the Bruins' final game of the 2024 season, a non-conference showdown under sunny skies at the Rose Bowl.

Leading 13-10 through the majority of the second half, the Bruins added a touchdown with 1:38 to play in the fourth quarter and secured a

10-point advantage against Fresno State.

Fresno State added a 41-yard field goal with 31 seconds left in the final quarter. The Bulldogs' ensuing onside kick was kicked out of bounds on UCLA's 48-yard line, and Bruins' quarterback Ethan Garbers kneeled out the clock to seal the win for UCLA.

Garbers completed 26 of 40 passes for 289 yards and one touchdown in his final collegiate game. The redshirt senior quarterback from Newport Beach, Calif., helped the Bruins snap a four-game losing skid to Fresno State and record their first win over the Bulldogs since a 24-21 victory at the Rose Bowl on Sept. 9, 2000.

Bruins' tight end Moliki Matavao had eight receptions and a team-leading 120 reception yards to lead the team's receiving corps.

UCLA outgained Fresno State in total offensive yards by a 363 to 281 margin, as the Bruins registered 289 total passing yards. The Bruins' defense held Fresno State to a late field goal in the second half.

Fresno State	0	10	0	3	<b>--13</b>
UCLA	3	3	7	7	<b>--20</b>

Weather: Sunny 74/Attn.: 35,018

**First Quarter**

04:36 UCLA - #94 M.Bhaghani 23 yd FG, 10-58, 03:30

**Second Quarter**

12:51 UCLA - #94 M.Bhaghani 40 yd FG, 4--10, 01:11  
 07:29 FRES - #11 R.Sharpe 7 yd pass from #1 M.Keene (#46 D.Lynch kick), 14-76, 05:17  
 00:00 FRES - #46 D.Lynch 48 yd FG, 10-60, 01:18

**Third Quarter**

11:43 UCLA - #25 T.Harden 5 yd rush (#94 M.Bhaghani kick), 4-56, 01:56

**Fourth Quarter**

01:38 UCLA - #7 J.Sturdivant 2 yd pass from #4 E.Garbers (#94 M.Bhaghani kick), 15-78, 06:14  
 00:31 FRES - #46 D.Lynch 42 yd FG, 7-51, 01:07

UCLA		FRES
20	First Downs	15
32/74	Carries/Net Yards Rushing	13/62
289	Net Yards Passing	219
26/40/0	Pass Comp/Att/Int	30/45/0
72/363	Total Plays/Total Yards	58/281
1/0	Fumbles/Fumbles Lost	2/1
8/70	Penalties	6/50
37:14	Time of Possession	22:46
8/16	Third Down Conversion/Att	5/14
2/10	Sacks/Yds	3/18
4/5	Red Zone	1/1

**Individual Leaders**

Rushing - Frias (UCLA) 13-43, Donelsen (FRES) 6-41; Passing - Garbers (UCLA) 26-40-0-289-1, Keene (FRES) 30-43-0-219-1; Receiving - Matavao (UCLA) 8-120-0, Dalena 7-47-0; Tackles - Schwesinger (UCLA) 15, Clark (FRES) 10, Hamilton (FRES) 10

## THE LAST TIME . . .

## UCLA INDIVIDUAL RUSHING

## Had 100+ rushing yards

T.J. Harden vs. Iowa, 2024 (125)

## QB had 100+ rushing yards

Collin Schlee vs. Boise State, 2023 (127)

## QB had 160+ rushing yards

Brett Hundley vs. Virginia Tech, 2013 (161)

## QB had 100+ rushing yards and 300+ passing yards

Dorian Thompson-Robinson at Colorado, 2020 (109 rushing, 303 passing)

## Had 200+ rushing yards

Brittain Brown vs. Stanford, 2020 (219)

## Had 300+ rushing yards

Maurice Jones-Drew at Washington, 2004 (322)

## Had 100+ rushing yards in back-to-back games

Carson Steele, 2023 (at Oregon State - 110, vs. Washington State - 141)

## Had 100+ rushing yards in 3 straight games

Zach Charbonnet, 2022 (5 games: vs. Stanford - 198, at Oregon - 151, at Colorado - 104, vs. Utah - 198, vs. Washington - 124)

## Had 100+ rushing yards in 4 straight games

Zach Charbonnet, 2022 (5 games: vs. Stanford - 198, at Oregon - 151, at Colorado - 104, vs. Utah - 198, vs. Washington - 124)

## Had 100+ rushing yards in 5 straight games

Zach Charbonnet, 2022 (5 games: vs. Stanford - 198, at Oregon - 151, at Colorado - 104, vs. Utah - 198, vs. Washington - 124)

## Had 100+ rushing yards in more than 5 straight games

Tyler Ebell, 2002 (6 games)

## Had 200+ rushing yards in back-to-back games

Johnathan Franklin, 2012 (at Rice - 214, vs. Nebraska - 217)

## 2 players had 100+ rushing yards each

Collin Schlee (127), T.J. Harden (105) vs. Boise State, 2023

## Had 35+ rushing attempts

Joshua Kelley vs. USC, 2018 (40)

## Had 3 rushing touchdowns

Carson Steele at Stanford, 2023 (3)

## Had 4 rushing touchdowns

Joshua Kelley vs. Arizona State, 2019 (4)

## Had 5+ rushing touchdowns

Maurice Drew at Washington, 2004 (5)

## Had run of 50+ yards

Ethan Garbers at Nebraska, 2024 (57)

## Had run of 60+ yards

T.J. Harden vs. North Carolina Central, 2023 (62)

## Had run of 70+ yards

Kazmeir Allen at Arizona State, 2022 (75)

## Had run of 75+ yards

Kazmeir Allen at Arizona State, 2022 (75)

## Had run of 85+ yards

Paul Perkins at Colorado, 2014 (92)

## Had run of 90+ yards

Paul Perkins at Colorado, 2014 (92)

## UCLA INDIVIDUAL PASSING

## Had 300+ passing yards

Ethan Garbers at Rutgers, 2024 (383)

## Had 350+ passing yards

Ethan Garbers at Rutgers, 2024 (383)

## Had 400+ passing yards

Dorian Thompson-Robinson at Washington State, 2019 (507)

## Had 500+ passing yards

Dorian Thompson-Robinson at Washington State, 2019 (507)

## Had fewer than 100 passing yards

Dorian Thompson-Robinson at Arizona, 2021 (82)

## Had 30+ completions

Ethan Garbers at Rutgers, 2024 (32)

## Had 50+ passing attempts

Josh Rosen at USC, 2017 (52)

## Had 60+ passing attempts

Josh Rosen at Stanford, 2017 (60)

## Had 5 touchdown passes

Dorian Thompson-Robinson at Washington State, 2019

## Had more than 5 touchdown passes

Drew Olson vs. Oregon State, 2005 (6)

## Had 4+ passes intercepted

Mike Fafaul vs. Utah, 2016 (4)

## Had 300+ total offense yards

Ethan Garbers at Rutgers, 2024 (431)

## Had 350+ total offense yards

Ethan Garbers at Rutgers, 2024 (431)

## Had 400+ total offense yards

Ethan Garbers at Rutgers, 2024 (431)

## Had 450+ total offense yards

Dorian Thompson-Robinson at Washington State, 2019 (564)

## Had 500+ total offense yards

Dorian Thompson-Robinson at Washington State, 2019 (564)

## Had completion of 50+ yards

Ethan Garbers to Keegan Jones at Rutgers, 2024 (67)

## Had completion of 60+ yards

Ethan Garbers to Keegan Jones at Rutgers, 2024 (67)

## Had completion of 70+ yards

Dante Moore to Josiah Norwood at San Diego State, 2023 (81)

## Had completion of 80+ yards

Dante Moore to Josiah Norwood at San Diego State, 2023 (81)

## Had completion of 90+ yards

Dorian Thompson-Robinson to Demetric Felton Jr. at Washington State, 2019 (94)

## UCLA INDIVIDUAL RECEIVING

## Had 100+ receiving yards

Moliki Matavao vs. Fresno State, 2024 (120)

## Had 150+ receiving yards

Greg Dulcich vs. USC, 2020 (167)

## Had 200+ receiving yards

Jordan Lasley vs. California, 2017 (227)

## Had 200+ receiving yards in back-to-back games

Jordan Lasley, 2017 (at USC - 204, vs. California - 227)

## Had 100+ receiving yards in 3+ straight games

Jordan Lasley, 2017 (4 games: vs. Kansas State - 128, vs. California - 227, at USC - 204, vs. Arizona State - 162)

## 2 players had 100+ receiving yards each

Keegan Jones (114) & Moliki Matavao (104) at Rutgers, 2024

## 3 players had 100+ receiving yards each

Caleb Wilson (207), Darren Andrews (143), Jordan Lasley (100) vs. Texas A&M, 2017

## RB had 100+ receiving yards

Keegan Jones at Rutgers, 2024 (114)

## Had 10+ receptions

Kazmeir Allen vs. Bowling Green, 2022 (10)

## Had reception of 80+ yards

Josiah Norwood at San Diego State, 2023 (81)

## Had reception of 90+ yards

Demetric Felton Jr. at Washington State, 2019 (94)

## Had 3 receiving touchdowns

Michael Ezeike vs. USC, 2022 (3)

## Had 4+ receiving touchdowns

J.J. Stokes vs. Washington, 1993 (4)

## UCLA INDIVIDUAL DEFENSE

## Had 15+ total tackles

Carson Schwesinger vs. Fresno State, 2024 (15)

## Had 20+ total tackles

Reggie Carter at BYU, 2008 (20)

## Defensive lineman had 10 total tackles

Oluwafemi Oladejo at Penn State, 2024 (10)

## Defensive lineman had more than 10 total tackles

Takkarist McKinley at California, 2016 (11)

## Had 2+ interceptions

Carson Schwesinger vs. Iowa, 2024 (2)

## Had 3+ interceptions

Sheldon Price vs. Houston, 2012 (3)

## Had 4.0+ tackles for loss

Oluwafemi Oladejo vs. Iowa, 2024 (4.0)

## Had 5.0+ tackles for loss

Takkarist McKinley vs. Utah, 2016 (5.0)

## Had 3.0+ sacks

Laiatu Latu vs. Colorado, 2023 (3.0)

## Had 4.0+ sacks

Brendon Ayanbadejo vs. USC, 1998 (4.0)

## Recorded safety

Team - vs. Washington, 2022  
Individual - Martin Andrus Jr. vs. Stanford, 2018

## Returned fumble recovery for touchdown

Alex Johnson at USC, 2023 (11 yards)

## Had interception return for touchdown

Kain Medrano at Nebraska, 2024 (38 yards)

## Had interception return of 95+ yards

Bryan Addison vs. Oregon, 2024 (96)

## UCLA INDIVIDUAL SPECIAL TEAMS

## Had kickoff return for touchdown

Kazmeir Allen at USC, 2021 (100 yards)

## Had punt return for touchdown

Kyle Phillips vs. Colorado, 2021 (82 yards)

## Returned blocked punt for touchdown

David Priebe (block by Ale Kaho) vs. Hawai'i, 2021

## Recorded safety on blocked punt

Sean Westgate vs. Washington State, 2009

## Returned blocked field goal for touchdown

Sheldon Price at Washington State, 2012 (68 yards)

## Scored on blocked extra-point attempt

Bret Lockett vs. Fresno State, 2008

## Blocked extra-point attempt

Datone Jones, Cassius Marsh at California, 2012

**Blocked field goal**

Quentin Lake, Jay Shaw at Colorado, 2020

**Blocked punt**

Carson Schwesinger vs. Fresno State, 2024

**Converted field goal of 50+ yards**

Mateen Bhaghani vs. USC, 2024 (51 yards)

**Converted field goal of 60+ yards**

Ka'imi Fairbairn vs. California, 2015 (60 yards)

**Converted last-second field goal to win game**

Nicholas Barr-Mira vs. South Alabama, 2022 (24 yards, 0:00 remaining)

**Converted 4+ field goals**

Nicholas Barr-Mira vs. South Alabama, 2022 (4)

**Converted 5+ field goals**

Nate Fikse vs. Stanford, 2002 (5)

**Attempted 5+ field goals**

Kai Forbath at Tennessee, 2009 (5)

**Had 10 punts**

Aaron Perez vs. USC, 2008 (10)

**Had 5+ punts downed inside 20-yard line**

Matt Mengel vs. Arizona, 2014 (6)

**UCLA TEAM****Scored 60+ points**

62 at USC, 2021 (62-33)

**Scored 50+ points**

59 vs. North Carolina Central, 2023 (59-7)

**Scored 30+ points in quarter**

Q1 vs. North Carolina Central, 2023 (35)

**Had 4 touchdowns in quarter**

Q1 vs. North Carolina Central, 2023 (5)

**Had 5 touchdowns in quarter**

Q1 vs. North Carolina Central, 2023 (5)

**Had 40+ points in half**

1H vs. North Carolina Central, 2023 (45)

**Had 50+ points in half**

2H at Washington State, 2019 (50)

**Did not score in first half**

at Hawai'i, 2024 (0-10)

**Did not score in second half**

at LSU, 2024 (0-14)

**Shut out opponent at home**

vs. Oregon, 2007 (16-0)

**Shut out opponent on road**

at Oregon State, 2015 (41-0)

**Played overtime game**

vs. Stanford, 2020 (lost 48-48 2OT)

**Did not allow touchdown**

at Utah, 2015 (won 17-9)

**Did not score touchdown**

at Utah, 2019 (lost 49-3)

**Had 300+ rushing yards**

vs. North Carolina Central, 2023 (39 carries, 404 yards)

**Had 400+ rushing yards**

vs. North Carolina Central, 2023 (39 carries, 404 yards)

**Had 500+ rushing yards**

vs. Washington, 1973 (65 carries, 566 yards)

**Had fewer than 25 rushing yards**

at LSU, 2024 (22 carries, 14 yards)

**Had 300+ passing yards**

at Rutgers, 2024 (383)

**Had 400+ passing yards**

at Washington State, 2019 (507)

**Had 500+ passing yards**

at Washington State, 2019 (507)

**Had fewer than 75 passing yards**

at Oregon, 2013 (64)

**Had 500+ total offense yards**

vs. Boise State, 2023 (510 - 280 rushing, 230 passing)

**Had 600+ total offense yards**

vs. North Carolina Central, 2023 (614 - 404 rushing, 210 passing)

**Had fewer than 200 total offense yards**

vs. Oregon, 2024 (172)

**Had fewer than 150 total offense yards**

at California, 2010 (144)

**Had fewer than 115 total offense yards**

at USC, 2001 (114)

**Had 10+ sacks**

vs. BYU, 1993 (11)

**Had 5+ forced fumbles**

vs. Oklahoma, 2005 (7)

**Had 5+ recovered fumbles**

vs. USC, 1998 (5)

**Intercepted 5+ passes**

at Utah, 2013 (6)

**Had 0 turnovers**

vs. Fresno State, 2024

**Had 0 punts**

at Oregon, 2022

**Beat top-25 (AP) team at home**

vs. No. 13 Washington State, 2023

**Beat top-20 (AP) team at home**

vs. No. 13 Washington State, 2023

**Beat top-15 (AP) team at home**

vs. No. 13 Washington State, 2023

**Beat top-10 (AP) team at home**

vs. No. 9 Oregon, 2007

**Beat top-5 (AP) team at home**

vs. No. 2 USC, 2006

**Beat top-25 (AP) team on road**

at No. 19 Washington State, 2019

**Beat top-20 (AP) team on road**

at No. 19 Washington State, 2019

**Beat top-15 (AP) team on road**

at No. 15 Arizona State, 2014

**Beat top-10 (AP) team on road**

at No. 7 Texas, 2010

**Beat top-5 (AP) team on road**

at No. 2 Washington, 1990

**UCLA MISCELLANEOUS****Had successful 2-point conversion**

Keegan Jones pass from Justyn Martin at Penn State, 2024

**Individual had 4+ touchdowns**

Joshua Kelley vs. Arizona State, 2019 (4 rushing)

**Individual had 4+ touchdowns of 75+ yards in season**

Demetric Felton Jr., 2019 (4)

**Individuals had games of 100+ rushing yards and 100+ receiving yards in season**

Demetric Felton Jr., 2019 vs. Oregon State (111 rushing), at Washington State (150 receiving)

**Had 300+ total offense yards in 3+ straight games**

Dorian Thompson-Robinson, 2022 at Oregon (300), vs. Utah (307), vs. Washington (368)

**Defensive player had touchdown on offense**

Kenny Clark pass from Josh Rosen vs. Virginia, 2015

**Rallied to win from 20-point deficit**

at Washington State, 2019 (17-49 in Q3)

**Rallied to win from double-digit deficit in fourth quarter**

at Washington State, 2019 (38-49 to 67-63)

**Played game in snow**

at Utah, 2013 (42 degrees, snow flurries)

**Played game in temperature below 30 degrees**

at Washington State, 2012 (27)

**Played home game in rain**

vs. USC, 2012

**Played road game in rain**

at California, 2016

**Played game in temperature of 100+ degrees**

vs. Bowling Green, 2022 (100)

**OPPONENT INDIVIDUAL RUSHING****Had 100+ rushing yards**

Kyle Monangal at Rutgers, 2024 (106)

**2 players had 100+ rushing yards each**

J.J. Taylor (154), Gary Brightwell (121) vs. Arizona, 2018

**Had 200+ rushing yards**

Zack Moss vs. Utah, 2018 (211)

**Had 250+ rushing yards**

Bryce Love at Stanford, 2017 (263)

**Had run of 50+ yards**

George Holani vs. Boise State, 2023 (66)

**Had run of 60+ yards**

George Holani vs. Boise State, 2023 (66)

**Had run of 75+ yards**

Darrell Henderson at Memphis, 2017 (80)

**Had 35+ rushing attempts**

Michael Warren vs. Cincinnati, 2018 (35)

**Had 40+ rushing attempts**

Jerome Harrison vs. Washington State, 2004 (42)

**Had 4+ rushing touchdowns**

Tavion Thomas at Utah, 2021 (4)

**OPPONENT INDIVIDUAL PASSING****Had 400+ passing yards**

Caleb Williams vs. USC, 2022 (470)

**Had 30+ completions**

Dillon Gabriel vs. Oregon, 2024 (31)

**Had 50+ passing attempts**

Jake Haener vs. Fresno State, 2021 (53)

**Had 60+ passing attempts**

Anthony Gordon at Washington State, 2019 (61)

**Had completion of 75+ yards**

Tyler Huntley to Samson Nacua at Utah, 2019 (83)

**Had 4+ touchdown passes**

Kurtis Rourke vs. Indiana, 2024 (4)

**Had 5+ touchdown passes**

Bo Nix at Oregon, 2022 (5)

**Had 5+ passes intercepted**

Travis Wilson at Utah, 2013 (6)

**OPPONENT INDIVIDUAL RECEIVING****Had 10+ receptions**

Daniel Jackson vs. Minnesota, 2024 (10)

**2 players had 10+ receptions each**

Tyler Lockett (13), Curry Sexton (10) vs. Kansas State, 2014

**Had 100+ receiving yards**

Jacob Gill vs. Iowa, 2024 (138)

**2 players had 100+ receiving yards**

Jalen Cropper (141), Josh Kelly (120) vs. Fresno State, 2021

**Had 150+ receiving yards**

Jeremiah Hunter at California, 2022 (153)

**Had 200+ receiving yards**

Simi Fehoko vs. Stanford, 2020 (230)

**Had 3+ receiving touchdowns**

Kayshon Boutte vs. LSU, 2021 (3)

**OPPONENT INDIVIDUAL DEFENSE****Had 20+ tackles**

Jordan Kunaszyk at California, 2018 (22)

**Had 3+ interceptions**

Clayton Isbell vs. Coastal Carolina, 2023 (3)

**Had 4+ sacks**

Kylan Wilborn at Arizona, 2017 (4.0)

**Had interception return for touchdown**

Ryan Cooper Jr. at Oregon State, 2023 (67 yards)

**Returned fumble recovery for touchdown**

Mika Tafua at Utah, 2019 (68 yards)

**OPPONENT INDIVIDUAL SPECIAL TEAMS****Had kick return for touchdown**

Jaydn Ott vs. California, 2023 (100 yards)

**Had punt return for touchdown**

Ugochukwu Amadi at Oregon, 2018 (56 yards)

**Returned blocked punt for touchdown**

Charles Rosser vs. Bowling Green, 2022 (11 yards)

**Converted field goal of 50+ yards**

Peyton Henry vs. Washington, 2022 (50)

**Converted 5+ field goals**

Ben Sauls vs. Pittsburgh, 2022 (5)

**OPPONENT TEAM****Recorded safety**

at Utah, 2021

**Scored on failed extra-point attempt**

None

**Scored 50+ points**

52 at USC, 2019

**Shut out UCLA at home**

2010 vs. Stanford (35-0)

**Shut out UCLA on road**

2011 at USC (50-0)

**Had 300+ rushing yards**

vs. Oklahoma, 2019 (309)

**Had fewer than 23 rushing yards**

at USC, 2023 (3)

**Had 400+ passing yards**

vs. USC, 2022 (470)

**Had fewer than 75 passing yards**

vs. Oregon, 2017 (74)

**Had 500+ total offense yards**

vs. USC, 2022 (649)

**Had 600+ total offense yards**

vs. USC, 2022 (649)

**Had fewer than 200 total offense yards**

vs. Bowling Green, 2022 (162)

**Had fewer than 150 total offense yards**

at Arizona State, 2008 (122)

**Had fewer than 100 total offense yards**

vs. Arkansas, 1989 (42)

**Had fewer than 50 total offense yards**

vs. Arkansas, 1989 (42)

**Forced more than 5 turnovers**

vs. Notre Dame, 2007 (7)

**Intercepted 4 passes**

vs. Pittsburgh, 2022 (4)

**Intercepted 5 passes**

at Washington State, 2001 (5)

**OPPONENT MISCELLANEOUS****Individual had 350+ all-purpose yards**

Christian McCaffrey vs. Stanford, 2015 (369)

**Had successful 2-point conversion**

vs. Oregon, 2024

**Individual had 4+ touchdowns**

Tavion Thomas at Utah, 2021 (4)

**Returned blocked field goal for touchdown**

vs. Oregon State, 2002

**Returned blocked punt for touchdown**

vs. Bowling Green, 2022

**Returned fumble recovery for touchdown**

at Utah, 2019

**Returned interception for touchdown**

at Oregon State, 2023

**Recovered own offensive fumble for touchdown**

at Houston, 2011

**Had blocked point-after attempt**

vs. Rice, 2012

**Had blocked punt**

vs. Bowling Green, 2022

**Had blocked field goal**

at Arizona, 2023

**BRUINS ... DID YOU KNOW?****17 Bruins in National Football Foundation Hall of Fame**

In December 2024, Paul Cameron will become the 14th UCLA player, joining three Bruin coaches and 13 previous players, including 2014 inductee John Sciarra, 2012 inductee Jonathan Ogden, 2010 inductee Randy Cross and 2008 inductee Troy Aikman in the National Football Foundation (College Football) Hall of Fame.

**6 Bruins in NFL Hall of Fame**

Six Bruins have been voted into the NFL Hall of Fame, including Class of 2017 inductee DB Kenny Easley. Other Bruins in the Hall: OL Jonathan Ogden - 2013; QB Troy Aikman - 2006; DB Jimmy Johnson - 1994; WR/coach Tom Fears - 1970; QB/P/PK/DB Bob Waterfield - 1965.

**35 First-Round Bruins**

The selection of Laiatu Latu (Indianapolis) in the first round of the 2024 NFL Draft marked the 35th time a UCLA player has been taken in Round 1.

**7 NCAA Championship Head Coaches on Staff**

The following Bruin head coaches have won NCAA championships - Margueritte Aozasa (women's soccer), Kelly Inouye-Perez (softball), Billy Martin (men's tennis), Stella Sampras Webster (women's tennis), John Savage (baseball), John Speraw (men's volleyball) and Adam Wright (men's and women's water polo).

**25 Bruins on CoSIDA Academic All-America Teams**

Twenty-five Bruins have been selected to College Sports Communicators (CSC [formerly CoSIDA]) Academic All-America football teams a total of 31 times over the years. Offensive lineman Chris Joseph (2006, 2007) and receiver Cormac Carney (1981, 1982) were two-time first-team selections. Wide receiver Jake Bobo is the last Bruin to earn a first-team nod (2022). Linebacker Carson Schwesinger is the most recent Academic All-America honoree, being named to the second team in 2024.

**6 Bruin QBs on Super Bowl Teams**

UCLA has produced six quarterbacks - Troy Aikman, Steve Bono, Billy Kilmer, Tommy Maddox, Tom Ramsey and Jay Schroeder - to have played that position on a Super Bowl team.

**21 Times Bruins Have Finished in Heisman Top 10**

Gary Beban won the 1967 Heisman Trophy. When quarterback Drew Olson finished eighth in the 2005 balloting it marked the 21st time that a Bruin player has finished in the top 10 of the Heisman voting.

**38 of Past 44 Super Bowls Have Featured a Bruin**

UCLA has had at least one player on the teams which participated in the Super Bowl game in 38 of the past 44 contests. Kansas City Chiefs fullback Carson Steele (2023) was the latest Bruin to suit up in Super Bowl LIX.

**3-Time Consensus All-Americans**

The only three-time consensus All-Americans in Pac-12 Conference history are Bruins (LB Jerry Robinson, 1976-78 and S Kenny Easley, 1978-80).

**Finalists for National Awards Since 2000**

Since 2000, 17 UCLA football players have been either a finalist or winner for a National College Football player award a total of 26 times.

2024: **LB Carson Schwesinger** - Butkus Award finalist  
 2023: **DL Laiatu Latu** - Lombardi Award winner; Ted Hendricks Award winner; Bednarik Award finalist; Lott IMPACT Trophy finalist  
 2015: **K Ka'imi Fairbairn** - Lou Groza Award winner;  
 2014: **LB Eric Kendricks** - Lott IMPACT Trophy winner, Butkus Award winner; QB **Brett Hundley** - Manning Award finalist  
 2013: **LB Anthony Barr** - Lott IMPACT Trophy winner, Lombardi Award finalist, Bednarik Award finalist; **LB Myles Jack** - Hornung Award finalist  
 2012: **RB Johnathan Franklin** - Doak Walker Award finalist  
 2009: **K Kai Forbath** - Lou Groza Award winner  
 2006: **DL Justin Hickman** - Hendricks Award finalist  
 2005: **TE Marcedes Lewis** - Mackey Award winner  
 2004: **TE Marcedes Lewis** - Mackey Award finalist; **P Chris Kluwe** - Ray Guy Award finalist  
 2003: **DL Dave Ball** - Nagurski Trophy finalist, Lombardi Award finalist, Hendricks Award finalist, Chevrolet National Defensive Player of the Year Award  
 2002: **TE Mike Seidman** - Mackey Award finalist  
 2001: **LB Robert Thomas** - Butkus Award finalist  
 2000: **WR Freddie Mitchell** - Biletnikoff Award finalist

**1st to 100 NCAA Championships**

On May 13, 2007 UCLA became the first school in history to win 100 NCAA team championships. The Bruins ended the 2024-25 academic year with 124 NCAA titles - the third-most among all college programs - after winning 2024 men's water polo national championship.

## 2024 UCLA ALPHABETICAL ROSTER

No.	Name	Pos.	Ht.	Wt.	Yr.	Exp.	Hometown	Previous School / High School
52	Jordan Abarca	DL	6-4	260	Fr.	HS	Seal Beach, Calif.	Warren HS
50	Salem Abdul-Wahab	LS	6-1	255	R-So.	SQ	Fontana, Calif.	Northern Colorado / Summit HS
96	Collins Acheampong	DL	6-7	270	R-Fr.	TR	Cape Coast, Ghana	Miami (FL) / Santa Margarita Catholic HS
4	Bryan Addison	DB	6-5	195	R-Sr.	TR	Gardena, Calif.	Oregon / Junipero Serra HS
23	Anthony Adkins	RB	6-2	245	R-Sr.	1V	Hodgenville, Ky.	Army West Point / LaRue County HS
69	Oluwafunto Akinshilo	OL	6-5	335	R-Jr.	TR	Lagos, Nigeria	Iowa State / Leuzinger HS
78	Walker Andersen	OL	6-5	290	Fr.	HS	Placentia, Calif.	El Dorado HS
44	Devin Aupiu	DL	6-5	270	R-Jr.	1V	Oxnard, Calif.	Notre Dame / Pacifica HS
44	Peter Bario	RB	6-3	250	R-Fr.	SQ	Sherman Oaks, Calif.	Campbell Hall
43	Brett Barry	DB	6-0	180	Fr.	HS	San Diego, Calif.	Torrey Pines HS
45	Chase Barry	P	6-4	205	R-So.	SQ	San Juan Capistrano, Calif.	JSerra Catholic HS
12	Jamir Benjamin	DB	5-10	170	Fr.	HS	Lansing, Mich.	West Bloomfield HS
0	Jalen Berger	RB	6-1	215	R-Sr.	TR	Newark, N.J.	Michigan State / Don Bosco Preparatory HS
94	Mateen Bhaghani	K	6-1	175	So.	TR	San Diego, Calif.	California / Del Norte HS
18	Nick Billoups	QB	6-1	200	R-Sr.	TR	San Clemente, Calif.	BYU / San Clemente HS
88	Grant Buckley	DL	6-5	275	R-Fr.	SQ	Bakersfield, Calif.	Liberty HS
97	Jacob Busic	DL	6-4	256	R-Jr.	TR	Westminster, Md.	Navy / Westminster HS
54	Josh Carlin	OL	6-5	310	R-Sr.	4V	Westlake Village, Calif.	Sierra Canyon School
27	Isaiah Carlson	RB	6-1	225	R-Fr.	SQ	Ferndale, Wash.	Ferndale HS
52	Michael Carmody	OL	6-5	291	R-Jr.	TR	Mars, Penn.	Notre Dame / Mars Area HS
89	Michael Church	TE	6-6	243	R-Sr.	SQ	Burlingame, Calif.	Junipero Serra HS
1	Kanye Clark	DB	6-0	175	R-Fr.	SQ	Sacramento, Calif.	Capital Christian School
61	Jack Clarke	OL	6-4	300	R-Fr.	SQ	Manhattan Beach, Calif.	Mira Costa HS
6	Jaylin Davies	DB	6-0	180	R-Jr.	2V	Rancho Cucamonga, Calif.	Oregon / Mater Dei HS
9	Dermarius Davis	QB	6-5	187	Fr.	TR	Altadena, Calif.	Washington / Etiwanda HS
65	Devin Delgado	OL	6-3	285	R-Jr.	SQ	Madera, Calif.	West Hills College Coalinga / Madera South HS
37	David Dellenbach	K	6-2	180	Fr.	HS	Park City, Utah	Park City HS
72	Garrett DiGiorgio	OL	6-6	310	R-Jr.	3V	Oak Hills, Calif.	Serrano HS
35	Devanti Dillard	WR	6-0	200	R-Sr.	SQ	Fontana, Calif.	Etiwanda HS
37	Joshua Dixon	DB	6-0	190	R-Fr.	SQ	Van Nuys, Calif.	Harvard-Westlake School
46	Travis Drosos	LS	6-0	222	R-Sr.	TR	Gilbert, Ariz.	South Alabama / Perry HS
23	Khristian Dunbar-Hawkins	DB	5-11	175	Fr.	HS	Tustin, Calif.	Tustin HS
12	Luke Duncan	QB	6-6	205	R-Fr.	SQ	Orinda, Calif.	Miramonte HS
41	Larry Edwards III	LB	6-1	240	R-Fr.	SQ	Chula Vista, Calif.	Mater Dei Catholic HS
97	Joseph Firebaugh Jr.	K	6-2	195	R-Jr.	SQ	San Diego, Calif.	Southwestern College / Otay Ranch HS
1	Rico Flores Jr.	WR	6-2	205	So.	TR	North Highlands, Calif.	Notre Dame / Folsom HS
29	Anthony Frias II	RB	5-10	212	R-Jr.	TR	Turlock, Calif.	Kansas State / Turlock HS
55	A.J. Fuimaono	DL	6-4	310	R-Fr.	SQ	Las Vegas, Nev.	Liberty HS
4	Ethan Garbers	QB	6-3	210	R-Sr.	3V	Newport Beach, Calif.	Washington / Corona del Mar HS
3	Kwazi Gilmer	WR	6-2	180	Fr.	HS	Los Angeles, Calif.	Sierra Canyon School
39	Blake Glessner	K	6-3	195	R-Sr.	1V	Woodinville, Wash.	Montana State / Woodinville HS
19	Karson Gordon	QB	6-1	171	Fr.	HS	Missouri City, Texas	Episcopal HS
85	Grant Gray	WR	6-3	195	R-Fr.	SQ	Norco, Calif.	Norco HS
11	Chase Griffin	QB	5-10	195	R-Sr.	1V	Round Rock, Texas	Hutto HS
81	Hudson Habermehl	TE	6-7	250	R-Sr.	2V	Roseville, Calif.	Woodcreek HS
25	T.J. Harden	RB	6-2	220	Jr.	2V	Los Angeles, Calif.	Inglewood HS
10	Henry Hasselbeck	QB	6-3	180	Fr.	HS	Weston, Mass.	Xaverian Brothers HS
95	Sitiveni Havili Kaufusi	DL	6-3	295	R-Sr.	2V	Waimanalo, Hawaii	Punahou School
11	Ramon Henderson	DB	6-1	196	R-Sr.	TR	Bakersfield, Calif.	Notre Dame / Liberty HS
74	Spencer Holstege	OL	6-5	310	R-Sr.	1V	Grand Rapids, Mich.	Purdue / South Christian HS
77	Jaylan Jeffers	OL	6-5	310	R-Sr.	SQ	Phoenix, Ariz.	Oregon / Saguaro HS
20	Cameron Jones	RB	6-1	215	Fr.	HS	Rancho Cucamonga, Calif.	St. John Bosco HS
22	Keegan Jones	RB	5-10	185	R-Sr.	4V	Cleveland, Tenn.	Cleveland HS
39	R.J. Jones	DB	6-0	200	R-Fr.	SQ	Pasadena, Calif.	St. John Bosco HS
19	D.J. Justice	DB	6-0	205	R-Jr.	SQ	San Diego, Calif.	Bishop Alemany HS
10	Ale Kaho	LB	6-2	230	R-Sr.	1V	Reno, Nev.	Alabama / Reno HS
49	Leo Kemp	RB	5-11	220	So.	TR	Paso Robles, Calif.	San Diego State / Paso Robles HS
3	Devin Kirkwood	DB	6-3	205	Sr.	3V	Inglewood, Calif.	Junipero Serra HS
33	Ty Lee	LB	6-3	210	R-Fr.	SQ	Garden Grove, Calif.	St. John Bosco HS
32	Troy Leigber	RB	6-1	205	R-Fr.	SQ	Laguna Hills, Calif.	Laguna Hills HS
17	Logan Loya	WR	5-11	185	R-Sr.	4V	Garden Grove, Calif.	St. John Bosco HS
90	Marcus MacNeal	LS	5-9	190	R-Fr.	SQ	Carlsbad, Calif.	Carlsbad HS
50	Dovid Magna	OL	6-4	310	R-Sr.	2V	Malibu, Calif.	Malibu HS
67	Yutaka Mahe	OL	6-6	305	R-Jr.	SQ	Hawthorne, Calif.	Da Vinci Schools
73	Alani Makihele	OL	6-3	350	R-Jr.	TR	Anchorage, Alaska	UNLV / West Anchorage HS
40	Mone Malafu	LB	6-1	230	R-Fr.	SQ	Kapa'a, Hawaii	Kapa'a HS
18	Jadyn Marshall	DB	6-1	187	R-So.	1V	Stockton, Calif.	Saint Mary's HS
6	Justyn Martin	QB	6-4	220	R-So.	SQ	Inglewood, Calif.	Inglewood HS
88	Moliki Matavao	TE	6-6	263	Sr.	1V	Henderson, Nev.	Oregon / Liberty HS
20	Kain Medrano	LB	6-3	230	R-Sr.	4V	Pueblo, Colo.	Pueblo East HS
98	Trent Middleton	LS	6-3	230	R-Fr.	SQ	Fullerton, Calif.	Orange Lutheran HS
2	Titus Mokiao-Atimalala	WR	6-1	190	R-Jr.	1V	Ewa Beach, Hawaii	UCF / James Campbell HS

## NUMERICAL ROSTER

0	Jalen Berger	RB
0	Donavyn Pellot	LB
1	Kanye Clark	DB
1	Rico Flores Jr.	WR
2	Titus Mokiao-Atimalala	WR
2	Oluwafemi Oladejo	LB
3	Kwazi Gilmer	WR
3	Devin Kirkwood	DB
4	Bryan Addison	DB
4	Ethan Garbers	QB
6	Jaylin Davies	DB
6	Justyn Martin	QB
7	J. Michael Sturdivant	WR
7	K.J. Wallace	DB
9	Demarius Davis	QB
9	Kaylin Moore	DB
10	Henry Hasselbeck	QB
10	Ale Kaho	LB
10	Joshua Swift	DB
11	Chase Griffin	QB
11	Ramon Henderson	DB
12	Jamir Benjamin	DB
12	Luke Duncan	QB
14	Carter Shaw	WR
14	Clint Stephens	DB
15	Braden Pegan	WR
15	Drew Tuazama	DL
17	Logan Loya	WR
17	Jalen Woods	LB
18	Nick Billoups	QB
18	Jadyn Marshall	DB
19	Karson Gordon	QB
19	D.J. Justice	DB
20	Cameron Jones	RB
20	Kain Medrano	LB
21	Ezavier Staples	WR
21	JonJon Vaughns	LB
22	Keegan Jones	RB
22	Croix Stewart	DB
23	Anthony Adkins	RB
23	Khristian Dunbar-Hawkins	DB
25	T.J. Harden	RB
26	Zeke Thomas	DB
27	Isaiah Carlson	RB
28	Jack Pedersen	TE
29	Anthony Frias II	RB
29	Evan Thomas	DB
30	Joseph Vaughn	LB
31	Deshun Murrell	RB
32	Troy Leigber	RB
33	Ty Lee	LB
35	Devanti Dillard	WR
37	David Dellenbach	K
37	Joshua Dixon	DB
39	Blake Glessner	K
39	R.J. Jones	DB
40	Mone Malafu	LB
41	Larry Edwards III	LB
43	Brett Barry	DB
44	Devin Aupiu	DL
44	Peter Bario	RB
45	Chase Barry	P
45	Marquise Villahermosa	DB
46	Travis Drosos	LS
47	Wyatt Mosier	LB
48	Joaquari Price	DL
49	Leo Kemp	RB
49	Carson Schwesinger	LB
50	Salem Abdul Wahab	LS
50	Dovid Magna	OL
51	Isaiah Patterson	LB
52	Jordan Abarca	DL

2024 UCLA FOOTBALL

9	Kaylin Moore	DB	5-11	190	Sr.	TR	Los Angeles, Calif.	California / Oaks Christian School
47	Wyatt Mosier	LB	6-2	225	R-Fr.	SQ	Yorba Linda, Calif.	Yorba Linda HS
31	Deshun Murrell	RB	5-11	200	R-Jr.	SQ	Brent, Ala.	Bibb County HS
2	Oluwafemi Oladejo	LB	6-3	250	Sr.	1V	Elk Grove, Calif.	California / Cosumnes Oaks HS
51	Isaiah Patterson	LB	6-4	235	Fr.	HS	Vancouver, Wash.	Yelm HS
28	Jack Pedersen	TE	6-4	245	R-So.	SQ	Murrieta, Calif.	Vista Murrieta HS
15	Braden Pegan	WR	6-4	200	R-So.	2V	San Juan Capistrano, Calif.	San Juan Hills HS
0	Donavyn Pelot	LB	6-2	210	R-Fr.	SQ	Las Vegas, Nev.	Silverado HS
87	Bryce Pierre	TE	6-5	255	R-Sr.	TR	Rancho Cucamonga, Calif.	Arizona State / Rancho Cucamonga HS
48	Joaquari Price	DL	6-2	225	R-Sr.	2V	Mesa, Ariz.	Desert Ridge HS
66	Niki Prongos	OL	6-7	285	R-So.	SQ	Novato, Calif.	Marin Catholic HS
68	Noah Pulealii	OL	6-3	310	R-Jr.	SQ	Marina, Calif.	Palma School
53	Jacob Reis	LB	6-0	200	Fr.	HS	Palos Verdes, Calif.	Palos Verdes HS
91	Brody Richter	P	6-3	210	R-So.	TR	Scottsdale, Ariz.	Northern Arizona / Veritas Preparatory Academy
75	Mark Schroller	OL	6-6	295	Fr.	HS	Mission Viejo, Calif.	Mission Viejo HS
98	Luke Schuermann	DL	6-4	255	R-Sr.	TR	St. Louis, Mo.	Johns Hopkins / St. Louis University HS
49	Carson Schwesinger	LB	6-2	225	R-Jr.	2V	Moorpark, Calif.	Oaks Christian School
94	Cherif Seye	DL	6-5	250	R-Sr.	TR	Houston, Texas	Florida A&M / Alief Hastings HS
14	Carter Shaw	WR	6-2	195	R-Fr.	SQ	Atherton, Calif.	Sacred Heart Preparatory
58	Gary Smith III	DL	6-2	315	R-Sr.	2V	Shelbyville, Tenn.	Duke / Shelbyville Central HS
60	Jensen Somerville	OL	6-7	280	Fr.	HS	Lehi, Utah	Lehi HS
21	Ezavier Staples	WR	6-4	200	R-Jr.	SQ	Long Beach, Calif.	Millikan HS
14	Clint Stephens	DB	6-1	200	R-So.	SQ	Long Beach, Calif.	Inglewood HS
22	Croix Stewart	DB	6-2	205	R-So.	1V	Vallejo, Calif.	Benicia HS
7	J.Michael Sturdivant	WR	6-3	205	R-Jr.	1V	Highland Village, Texas	California / Marcus HS
91	Michael Sullivan	DL	6-5	265	R-Jr.	SQ	Sacramento, Calif.	American River College / Sheldon HS
62	Michael Sulzemeier	OL	6-7	290	Fr.	HS	Manhattan Beach, Calif.	Mira Costa HS
82	Sam Summa	TE	6-7	240	R-Jr.	SQ	Hilton Head Island, S.C.	Hilton Head Island HS
10	Joshua Swift	DB	5-10	200	R-Sr.	SQ	Temecula, Calif.	Chaparral HS
63	Kory Symington	OL	6-2	285	R-Fr.	SQ	San Diego, Calif.	Patrick Henry HS
92	Siale Taupaki	DL	6-4	310	R-Sr.	1V	East Oakland, Calif.	Oakland HS
29	Evan Thomas	DB	5-11	180	R-Sr.	SQ	Inglewood, Calif.	Loyola HS
26	Zeke Thomas	DB	6-3	205	R-Sr.	SQ	Santa Cruz, Calif.	Cabrillo College / Soquel HS
76	Marquise Thorpe-Taylor	OL	6-5	315	Fr.	HS	Tacoma, Wash.	Mount Tahoma HS
93	Jay Toia	DL	6-3	325	Sr.	3V	Inglewood, Calif.	USC / Grace Brethren HS
15	Drew Tuazama	DL	6-5	260	R-Sr.	TR	Raleigh, N.C.	South Carolina / Knightdale HS
56	Tavake Tuikolovatu	OL	6-6	295	R-Fr.	SQ	Wailuku, Hawaii	Summit HS
71	Reuben Unije	OL	6-5	310	R-Sr.	TR	Atlanta, Ga.	Louisville / IMG Academy
59	Tannen Vagle	DL	6-2	230	R-Sr.	SQ	Wheatland, Calif.	Santa Monica College / Granite Bay HS
30	Joseph Vaughn	LB	6-3	238	R-Sr.	TR	San Jose, Calif.	Yale / Archbishop Mitty HS
21	JonJon Vaughns	LB	6-1	220	R-Sr.	4V	Pasadena, Calif.	St. John Bosco HS
45	Marquise Villahermosa	DB	5-10	170	R-Fr.	SQ	Los Angeles, Calif.	Warren HS
70	Caleb Walker	OL	6-4	290	Jr.	SQ	Visalia, Calif.	College of the Sequoias / El Diamante HS
7	K.J. Wallace	DB	5-11	186	R-Sr.	TR	Atlanta, Ga.	Georgia Tech / The Lovett School
83	Russell Weir	WR	6-0	180	Fr.	HS	Corona del Mar, Calif.	Corona del Mar HS
99	Keanu Williams	DL	6-5	310	R-Jr.	1V	Clovis, Calif.	Oregon / Clovis HS
17	Jalen Woods	LB	6-0	220	R-So.	1V	Compton, Calif.	St. John Bosco HS
64	Sam Yoon	OL	6-5	280	R-So.	SQ	Pasadena, Calif.	Loyola HS

52	Michael Carmody	OL
53	Jacob Reis	LB
54	Josh Carlin	OL
55	A.J. Fuimaono	DL
56	Tavake Tuikolovatu	OL
58	Gary Smith III	DL
59	Tannen Vagle	DL
60	Jensen Somerville	OL
61	Jack Clarke	OL
62	Michael Sulzemeier	OL
63	Kory Symington	OL
64	Sam Yoon	OL
65	Devin Delgado	OL
66	Niki Prongos	OL
67	Yutaka Mahe	OL
68	Noah Pulealii	OL
69	Oluwafunto Akinshilo	OL
70	Caleb Walker	OL
71	Reuben Unije	OL
72	Garrett DiGiorgio	OL
73	Alani Makihole	OL
74	Spencer Holstege	OL
75	Mark Schroller	OL
76	Marquise Thorpe-Taylor	OL
77	Jaylan Jeffers	OL
78	Walker Andersen	OL
81	Hudson Habermehl	TE
82	Sam Summa	TE
83	Russell Weir	WR
85	Grant Gray	WR
87	Bryce Pierre	TE
88	Grant Buckey	DL
88	Moliki Matavao	TE
89	Michael Churich	TE
90	Marcus MacNeal	LS
91	Brody Richter	P
91	Michael Sullivan	DL
92	Siale Taupaki	DL
93	Jay Toia	DL
94	Mateen Bhaghani	K
94	Cherif Seye	DL
95	Sitiveni Havili Kaufusi	DL
96	Collins Acheampong	DL
97	Jacob Basic	DL
97	Joseph Firebaugh Jr.	K
98	Trent Middleton	LS
98	Luke Schuermann	DL
99	Keanu Williams	DL

PRONUNCIATION GUIDE

Note: Online pronunciation guide provided by TheNameEngine.com also can be found at www.uclabruins.com on the football roster page. To hear a pronunciation of these names, click on the ear icon beside the name and a correct pronunciation will be provided.

<b>Coaches</b>	Spencer Holstege.....HOLE-steg (hard "g")	Ezavier Staples ..... E-zay-vee-er
Ikaika Malloe .....ee-KYE-kuh mah-LOY	Ale Kaho.....AH-lay KAH-ho	Croix Stewart ..... CROY
<b>Players</b>	Troy Leigber.....LEE-burr	J.Michael Sturdivant..... stir-duh-VANT
Jordan Abarca .....uh-BAR-cuh	Dovid Magna ..... duh-VEED	Michael Sulzemeier .....SULL-tuh-my-er
Salem Abdul-Wahab.....SAY-lem AB-dool wuh-HOB	Yutaka Mahe .....YOO-tah-kuh MA-hay	Siale Taupaki ..... see-AH-lee tao-PAW-key
Collins Acheampong..... ATCH-ee-ahm-pong	Alani Makihole .....ah-LAWN-ee mah-kee-HILL-ih	Jay Toia .....toe-EE-uh
Oluwafunto Akinshilo..... AH-loo-wah-fawn-toe ah-kin-SHEE-lo	Mone Malafu .....MO-nay mah-LAW-foo	Drew Tuazama .....too-uh-ZAH-ma
Devin Aupiu .....ah-PEW	Moliki Matavao ..... MO-lee-key mah-tah-VOW	Tavake Tuikolovatu .....tuh-VAH-key too-ee-co-lo-VAH-too
Peter Bario .....BAR-ee-oh	Kain Medrano .....MEH-draw-no	Reuben Unije .....you-NEE-jay
Mateen Bhaghani..... muh-TEEN buh-GAW-nee	Titus Mokiao-Atimalala ..... mo-kee-OW-ah-TEE-ma-la-la	Tannen Vagle .....VAH-glee
Nick Billoups.....BILL-ups	Wyatt Mosier .....MO-zhurr	Marquise Villahermosa .....mar-KEESE vee-uh-HER-mo-suh
Jacob Basic.....BYOO-sick	Deshun Murrell .....de-SHAWN murr-EL	Russell Weir .....WEER
Michael Carmody.....CAR-muh-dee	Oluwafemi Oladejo ..... OH-loo-wah-fem-ee OH-la-day-joe	
Michael Churich.....CHIRR-itch	Braden Pegan .....PAY-gun	
Dermaricus Davis..... duh-MAR-shoo-iss	Donavyn Pelot.....DAH-nuh-vin peh-LOT	
Garrett DiGiorgio..... DEE-george-ee-oh	Joaquari Price .....jo-CARR-ee	
Travis Drosos.....DRO-soze	Noah Pulealii .....poo-lay-AH-lee-ee	
Antony Frias II.....FREE-us	Jacob Reis.....like "Reese"	
A.J. Fuimaono.....foo-EE-ma-oh-no	Mark Schroller .....SHROLL-er	
Kwazi Gilmer.....QUAH-zee	Luke Schuermann.....like "Sherman"	
Hudson Habermehl .....HAB-er-mill	Carson Schwesinger .....SWESS-in-jurr	
Sitiveni Havili Kaufusi .....sih-TEE-ven-ee HA-vee-lee CAW-foo-see	Cherif Seye.....shuh-REEF SAY	
	Jensen Somerville.....like "summer"-vill	