



WASHINGTON MEN'S BASKETBALL

2025-26 HUSKY GAME NOTES

GAME EIGHT

DEC. 3 » 8:00 P.M. » SEATTLE, WASH. » ALASKA AIRLINES ARENA

2025-26 SCHEDULE

DATE	OPPONENT (TV)	RESULT/TIME
November (5-2)		
Nov. 3	UAPB (B1G+)	W, 94-50
Nov. 6	DENVER (BTN)	W, 84-70
Nov. 9	at Baylor (ESPN)	L, 69-78
Nov. 14	at Washington State (ESPN+)	W, 81-69
Nov. 18	SOUTHERN (PEACOCK)	W, 99-93 (2OT)
Nov. 27	vs. Nevada ! (CBSSN)	W, 83-66
Nov. 28	vs. Colorado ! (TruTV)	L, 68-81
December (0-0)		
Dec. 3	UCLA* (BTN)	8:00 p.m.
Dec. 6	at USC* (BTN)	3:00 p.m.
Dec. 13	SOUTHERN UTAH (BTN)	3:00 p.m.
Dec. 19	vs. Seattle U % (ESPN2)	8:30 p.m.
Dec. 22	SAN DIEGO (BTN)	7:00 p.m.
Dec. 29	UTAH (FS1)	8:00 p.m.
January (0-0)		
Jan. 4	at Indiana* (BTN)	5:00 p.m.
Jan. 7	at Purdue* (BTN)	5:30 p.m.
Jan. 11	OHIO STATE* (PEACOCK)	3:00 p.m.
Jan. 14	MICHIGAN* (BTN)	7:30 p.m.
Jan. 17	MICHIGAN STATE* (BTN)	TBD
Jan. 21	at Nebraska* (BTN)	6:00 p.m.
Jan. 25	OREGON* (PEACOCK)	Noon
Jan. 29	at Illinois (FS1)	6:00 p.m.
Jan. 31	at Northwestern (Peacock)	5:00 p.m.
February (0-0)		
Feb. 4	IOWA* (BTN)	8:00 p.m.
Feb. 7	at UCLA* (FS1)	7:00 p.m.
Feb. 11	PENN STATE* (BTN)	7:30 p.m.
Feb. 14	MINNESOTA* (BTN)	7:00 p.m.
Feb. 21	at Maryland* (Peacock)	Noon
Feb. 24	at Rutgers* (BTN)	3:30 p.m.
Feb. 28	WISCONSIN* (FS1)	1:00 p.m.
March (0-0)		
Mar. 4	USC* (BTN)	7:30 p.m.
Mar. 7	at Oregon* (FS1)	8:00 p.m.
Mar. 11-15	Big Ten Tournament \$ (BTN)	TBD

ALL HOME GAMES IN BOLD CAPS

Ranking: AP/USA Today Coaches | All times PT

* - Big Ten Conference Game

! - Acrisure Holiday Classic (Palm Desert, Calif.)

% - Played at Climate Pledge Arena (Seattle)

\$ - Big Ten Tournament (Chicago)

WASHINGTON RECORDS

TYPE	RECORD	STREAK
Overall:	5-2	L1
Big Ten:	0-0	--
Non-Conference:	5-2	L1
Home:	3-0	W3
Away:	1-1	W1
Neutral:	1-1	L1

COMMUNICATIONS INFO

Media Contact	Mitch Praxl
Email	mpraxl@uw.edu
Cell Phone	(662) 816-9914
Website	GoHuskies.com

MATCHUP CENTRAL



WASHINGTON
HUSKIES

RANKING: NR/NR
5-2 » 0-0 B1G

VS

UCLA
BRUINS

RANKING: RV/RV
5-2 » 0-0 B1G



HEAD COACH: DANNY SPRINKLE
RECORD: 127-70 (7TH SEASON)
UW RECORD: 18-20 (2ND SEASON)

HEAD COACH: MICK CRONIN
RECORD: 508-237 (23RD SEASON)
UCLA RECORD: 143-66 (7TH SEASON)

BROADCAST INFO

Television: Big Ten Network

Talent: Aaron Goldsmith (PxP), Don MacLean (Color)

Radio (Washington Sports Network): 950 KJR-AM

Talent: Tony Castricone (PxP), Jason Hamilton (Color)

Live Stats: www.HuskyStats.com

Live Audio: www.GoHuskies.com/audio

OPENING TIPS

- » UW opens up Big Ten play with two games this week against the league's two LA-based schools
- » Washington dropped both games to UCLA and are 1-11 in the last 12 meetings with the Bruins
- » The Huskies are looking to snap a streak of six straight losses in conference openers
- » Wednesday's game will be the first true road game of the season for UCLA
- » UW is coming off of a second place finish at the Acrisure Holiday Classic, falling to Colorado 81-68 on Saturday
- » Saturday's game was the first game all season in which the Huskies were out-rebounded by their opponent
- » Quimari Peterson poured in a season-high 18 points in the losing effort
- » Saturday's game marked the third-straight without Hannes Steinbach and the fourth without Bryson Tucker
- » JJ Mandaquit averaged 6.0 assists per game during the tournament, committing just a pair of turnovers over the two games

SERIES HISTORY

Overall: UCLA leads, 110-44

In Seattle: UCLA leads, 39-35

In Los Angeles: UCLA leads, 70-8

at Neutral Sites: Tied, 1-1

Current Steak: UCLA, 2

Coach Sprinkle vs. UCLA: 0-2

TALE OF THE TAPE

74	NCAA Net	76
58	KenPom	32
74/84	ESPN BPI/SOR	.23/.109
82.6	Scoring Offense	.77.0
72.4	Scoring Defense	63.1
10.1	Scoring Margin	13.9
.436	FG%	.480
.350	3-Point FG%	.353
.749	FT%	.702
.405	FG% Defense	.401
.323	3-Pt. FG% Defense	.305
.421	Off. Rebounding	35.9
.34.9	Def. Rebounding	30.9
7.3	Rebounding Margin	5.0
13.3	Assists	17.1
11.1/0.7	Turnovers/TO Margin	11.7/2.3
6.9	Steals	6.6
4.9	Blocks	3.3

POSSIBLE STARTING FIVE



0 QUIMARI
PETERSON

Sr. » G » 6-1
Gary, Ind.
ETSU

SEASON STATS	CAREER HIGHS
PPG: 13.0	PTS: 31
RPG: 3.6	REB: 13
APG: 1.7	AST: 10
SPG: 1.9	STL: 6
BPG: 0.1	BLK: 3
MPG: 31.3	MIN: 50

QUICK NOTES

3 straight starts • Season-high 18 points vs. Colorado • 7-of-14 from 3 during Acrisure Holiday Classic • 5th in B1G in SPG



1 DESMOND
CLAUDE

Sr. » G » 6-6
Nev Haven, Conn.
USC

SEASON STATS	CAREER HIGHS
PPG: 12.0	PTS: 36
RPG: 4.3	REB: 12
APG: 1.7	AST: 11
SPG: 0.0	STL: 4
BPG: 0.0	BLK: 2
MPG: 32.3	MIN: 46

QUICK NOTES

Back-to-back starts • 35 min, 20 pts in season debut vs. Southern • No. 3 transfer via On3



5 ZOOM
DIALLO

So. » G » 6-4
Tacoma, Wash.
Curtis HS

SEASON STATS	CAREER HIGHS
PPG: 13.3	PTS: 20
RPG: 3.4	REB: 7
APG: 2.4	AST: 6
SPG: 0.7	STL: 2
BPG: 0.0	BLK: 1
MPG: 23.9	MIN: 42

QUICK NOTES

season high 5 ast, 6 reb vs. Nevada • 1st start, tied career-high 20 pts at WSU • UW's leading guard at 44.6 FG% • 86.5 FT%



9 WESLEY
YATES III

So. » G » 6-4
Beaumont, Texas
USC

SEASON STATS	CAREER HIGHS
PPG: 16.9	PTS: 30
RPG: 4.7	REB: 7
APG: 1.1	AST: 5
SPG: 2.0	STL: 4
BPG: 0.3	BLK: 2
MPG: 34.3	MIN: 50

QUICK NOTES

Avg. 20.8 PPG last 4 games • UW's leading scorer in 4-of-7 games • 3rd in B1G in SPG • No. 24 transfer in the nation



11 FRANCK
KEPNANG

Gr. » C » 6-11
Yaoundé, Cameroon
Oregon

SEASON STATS	CAREER HIGHS
PPG: 6.0	PTS: 17
RPG: 6.0	REB: 12
APG: 0.3	AST: 1
SPG: 0.9	STL: 4
BPG: 2.6	BLK: 6
MPG: 20.3	MIN: 32

QUICK NOTES

Avg. 8.7 RPG last 3 games • Season high 15 pts vs. Nevada • 3rd in B1G with 18 blocks • Started 6-of-7 games

QUICK FACTS

UNIVERSITY

Name	University of Washington
Location	Seattle, Wash.
Founded	Nov. 4, 1861
Enrollment	51,719
Nickname	Huskies
Colors	Purple and Gold
Mascot	Harry the Husky / Dubs
Conference	Big Ten
President	Robert J. Jones
Athletics Director	Pat Chun
MBB Administrator	Dr. Charles Small
Faculty Athletics Rep.	Dr. Alexes Harris
Ticket Office Phone	206-543-2200

FACILITY INFO

Homecourt	Alaska Airlines Arena
Opened	December 27, 1927
Renovated/Re-Opened	November 24, 2000
Seating/Total Capacity	9,294

COACHING STAFF

Head Coach	Danny Sprinkle
Alma Mater	Montana State, 2000
Record at Washington	18-20
Year at Washington	2nd
Record (6th Season)	127-70
Associate Head Coach	Andy Hill
Alma Mater	Eastern Washington, 2000
Year at Washington	2nd
Assistant Coach	DeMarlo Slocum
Alma Mater	Georgia Southern, 2001
Year at Washington	2nd
Assistant Coach	Tommy Connor
Alma Mater	Utah, 1990
Year at Washington	2nd
Assistant Coach	Quincy Pondexter
Alma Mater	Washington, 2010
Year at Washington	4th
Assistant Coach	Abdul Gaddy
Alma Mater	Washington, 2013
Year at Washington	2nd
Special Asst. to the Head Coach	Jerry Hobbie
Alma Mater	Fordham, 1985
Year at Washington	8th

PROGRAM HISTORY

First Year	1896
All-Time Record	1885-1290 (.594)
Conference Record	959-842 (.532)
Conference Championships	5
Conference Tournament Championships	3
NCAA Tournament Appearances	17
NCAA Sweet 16 Appearances	7
NCAA Elite Eight Appearances	4
NCAA Final Four Appearances	1
NCAA Tournament Record	19-18 (.514)
All-America Selections	20
All-Conference Selections	106

TEAM INFORMATION

Letterwinners Returning/Lost	2/11
Starters Returning/Lost	2/3
Newcomers	13

MEDIA INFORMATION

ATHLETIC COMMUNICATIONS: Washington Assistant Director of Digital Strategy Mitch Praxl handles all communications duties for the Washington men's basketball program. For any questions or special requests, contact him on his cell at (662) 816-9914 or reach him by email at mpraxl@uw.edu.

WEEKLY PRESS CONFERENCES: Washington head men's coach Danny Sprinkle will hold a weekly press conference on Mondays at noon PT following practice at Alaska Airlines Arena at Hec Edmundson Pavilion, pending the team's game and travel schedules. Weekly availability will be held in the media press room. Media members wishing to attend should contact Assistant Director of Digital Strategy Mitch Praxl.

PRACTICES/INTERVIEWS: The Huskies practice throughout the week, primarily at Alaska Airlines Arena. Media wishing to arrange interviews with coaches or players either in person or remotely should contact Assistant Director of Digital Strategy Mitch Praxl. All interview requests must be made at least 24 hours in advance. Media availability for players is subject to the team's time management plan.

CREDENTIALS: Requests for credentials must be sent to Mitch Praxl at least 48 hours prior to each game. Please only submit credential requests for games you are sure to attend. Priority will be given to media outlets and members who regularly cover Washington men's basketball.

PROFESSIONAL SCOUTING: Professional scouting requests for UW men's basketball should be sent to Mitch Praxl at least 48 hours prior to the game a scout is wishing to attend. Per UW's policy, scouts must purchase a game ticket for any game they wish to attend, though a credential and parking pass may be obtained for additional access. For seating preferences, scouts will be directed to the UW ticketing office.

CREDENTIAL PICKUP/ARENA ENTRANCE: Credentials and parking passes can be picked up on gameday at the loading dock entrance to Alaska Airlines Arena. The loading dock entrance will be open beginning one and a half hours prior to tipoff. Media members wishing to coordinate alternative credential pickup should contact Mitch Praxl.

PARKING: Media parking is located in Lots E12, E18, E19 and E21. Media parking will be distributed on a per-game basis. To request a parking pass, contact Mitch Praxl at least 48 hours in advance of the game you wish to cover.

PHOTOGRAPHY/VIDEOGRAPHY: Still photographers and videographers may shoot from their assigned space on the baseline. Any photographer or videographer not following the guidelines may have his or her credential revoked at any time. Credentials and photo vests must be clearly and properly displayed at all times. Workspace will be available in the media work room located on the court level of Alaska Airlines Arena. To request a credential, please contact Mitch Praxl.

VISITING RADIO: Radio rights-holders for opposing teams will broadcast from the scorers table at Alaska Airlines Arena at Hec Edmundson Pavilion. Washington provides an Ethernet line and one analog phone line for your use.

POSTGAME MEDIA: Washington head coach Danny Sprinkle and select players will be made available for a postgame press conference in the media work room at Alaska Airlines Arena following the conclusion of games. During Big Ten play, Washington's opponent will have the option of utilizing the media work room for media availability prior to UW's press conference. UW players will conduct their availability first, followed by Coach Sprinkle at the conclusion of his mandated radio interview.

TELEVISION INFORMATION: Washington home games are primarily televised on the Big Ten Network, FS1 or Peacock. A select few non-conference games will not be televised, but will be available for streaming through BIG+. BIG+ does require a streaming subscription. All UW television designations are located on the men's basketball schedule page at GoHuskies.com, in addition to live streaming links.

LIVE STATS: Live stats are available for each UW men's basketball game. Links to follow will be made available online at GoHuskies.com, and can generally be found specifically in game previews. For all Husky home games, live stats are available via StatBroadcast on the schedule page at GoHuskies.com or by visiting HuskyStats.com.

STYLE GUIDE

COLOR PALETTE

PURPLE PANTONE 212	CMYK C: 95 Y: 100 M: 26 K: 15	RGB R: 55 G: 35 B: 106	HEX 37426a
GOLD PANTONE 4002	CMYK C: 12 Y: 21 M: 51 K: 0	RGB R: 225 G: 196 B: 141	HEX e1c48d
METALLIC GOLD PANTONE 871	CMYK C: 30 Y: 35 M: 60 K: 0	RGB R: 145 G: 123 B: 76	HEX 917b4c
GRAY PANTONE 3	CMYK C: 0 Y: 13 M: 43 K: 13	RGB R: 216 G: 217 B: 218	HEX d8d9da

LOGOS



WORDMARKS

WASHINGTON
HUSKIES

2025-26 ROSTER

NUMERICAL

#	NAME	POS.	YR.	HT.	HOMETOWN (HIGH SCHOOL/PREVIOUS SCHOOL)
0	Quimari Peterson	G	Sr.	6-1	Gary, Ind. (West Side HS/Indiana State/John A. Logan College/ETSU)
1	Desmond Claude	G	Sr.	6-6	New Haven, Conn. (Putnam Science Academy/Xavier/USC)
3	BJ Roy	G	Fr.	6-2	Seattle, Wash. (Garfield HS)
4	Jasir Rencher	F	Fr.	6-5	Oakland, Calif. (Archbishop Riordan HS)
5	Zoom Diallo	G	So.	6-4	Tacoma, Wash. (Curtis HS)
6	Hannes Steinbach	F	Fr.	6-11	Würzburg, Germany (Würzburg Baskets)
7	Christian Nitu	F	So.	6-11	Whitby, Ontario (Fort Erie Academy/Florida State)
8	Bryson Tucker	F	So.	6-7	Bowie, Md. (Bishop O'Connell HS/Indiana)
9	Wesley Yates III	G	So.	6-4	Beaumont, Texas (Beaumont United HS/USC)
11	Franck Kepnang	C	Gr.	6-11	Yaoundé, Cameroon (Westtown HS/Oregon)
14	Mady Traore	F	Jr.	6-11	Drancy, France (Believe Prep/New Mexico State/Maryland/Frank Phillips College)
23	JJ Mandaquit	G	Fr.	6-1	Hilo, Hawaii (Utah Prep)
24	Lathan Sommerville	C	So.	6-10	Peoria, Ill. (Richwoods HS/Rutgers)
30	Courtland Muldrew	G	Fr.	6-3	Arlington, Texas (Har Ber HS)
41	Jacob Ognacevic	F	6th	6-8	Sheboygan, Wisc. (Sheboygan Lutheran HS/Valparaiso/Lipscomb)

ALPHABETICAL

#	NAME	POS.	Yr.	HT.
1	Desmond Claude	G	Sr.	6-6
5	Zoom Diallo	G	So.	6-4
11	Franck Kepnang	C	Gr.	6-11
23	JJ Mandaquit	G	Fr.	6-1
30	Courtland Muldrew	G	Fr.	6-3
7	Christian Nitu	F	So.	6-11
41	Jacob Ognacevic	F	6th	6-8
0	Quimari Peterson	G	Sr.	6-1
4	Jasir Rencher	F	Fr.	6-5
3	BJ Roy	G	Fr.	6-2
24	Latham Sommerville	C	So.	6-10
6	Hannes Steinbach	F	Fr.	6-11
14	Mady Traore	F	Jr.	6-11
8	Bryson Tucker	G	So.	6-7
9	Wesley Yates III	G	So.	6-4

COACHING STAFF

Head Coach: Danny Sprinkle, 2nd Season (Montana State, '00)
Associate Head Coach: Andy Hill, 2nd Season (Eastern Washington, '00)
Assistant Coach: DeMarlo Slocum, 2nd Season (Georgia Southern, '01)
Assistant Coach: Tommy Connor, 2nd Season (Utah, '90)
Assistant Coach: Quincy Pondexter, 4th Season (Washington, '13)
Assistant Coach: Abdul Gaddy, 2nd Season (Washington, '13)
Special Assistant to the Head Coach: Jerry Hobbie, 8th Season (Fordham, '85)

SUPPORT STAFF

Director of Mental Performance & Player Personnel: Gibson Arnold
Director of Basketball Operations: Jenna Moser
Executive Assistant to the Head Coach: Megan Black
Athletic Trainer: Daren Nystrom
Director of Athletic Development & Performance: Mark Mitchell
Video & Analytics Coordinator: Matt Suguitan
Performance Dietician: Madison Yerigan
Equipment Manager: Jake Graff
Associate Director of Learning Resources: Lizzy Harman

ROSTER BREAKDOWN

BY STATE/COUNTRY



PRONUNCIATION GUIDE

Quimari Peterson	KEY-mah-ree
Jasir Rencher	juh-SEER
Zoom Diallo	DEE-ah-loe
Hannes Steinbach	HAHN-iss STINE-bahk
Christian Nitu	NEE-too
Franck Kepnang	Frank KEP-nong
Mady Traore	MAD-EE TRY-oh-RAY
JJ Mandaquit	MAN-duh-quit
Lathan Sommerville	LAY-thin
Jacob Ognacevic	AHG-NAH-suh-VICK
Demarlo Slocum	SLOE-cum
Jerry Hobbie	HOB-ee

PHOTO ROSTER

							
0 QUIMARI PETERSON SR. » G » 6-1 GARY, IND. ETSU	1 DESMOND CLAUDE SR. » G » 6-6 NEW HAVEN, CONN. USC	3 BJ ROY FR. » G » 6-2 SEATTLE, WASH. GARFIELD HS	4 JASIR RENCHER FR. » F » 6-5 OAKLAND, CALIF. ARCHBISHOP RIORDAN HS	5 ZOOM DIALLO SO. » G » 6-4 TACOMA, WASH. CURTIS HS	6 HANNES STEINBACH FR. » F » 6-11 WÜRZBURG, GERMANY WÜRZBURG BASKETS	7 CHRISTIAN NITU SO. » G » 6-11 WHITBY, ONTARIO FLORIDA STATE	8 BRYSON TUCKER SO. » F » 6-6 BOWIE, MD. INDIANA
							
9 WESLEY YATES III SO. » G » 6-4 BEAUMONT, TEXAS USC	11 FRANCK KEPNANG GR. » C » 6-11 YAOUNDÉ, CAMEROON OREGON	14 MADY TRAORE JR. » F » 6-11 DRANCY, FRANCE FRANK PHILLIPS COLLEGE	23 JJ MANDAQUIT FR. » G » 6-1 HILO, HAWAII UTAH PREP	24 LATHAN SOMMERVILLE SO. » C » 6-10 PEORIA, ILL. RUTGERS	30 COURTLAND MULDREW FR. » G » 6-3 ARLINGTON, TEXAS HAR BER HS	41 JACOB OGNACEVIC 6TH » F » 6-8 SHEBOYGAN, WISC. LIPSCOMB	

HUSKIES AT A GLANCE

**0** **QUIMARI PETERSON**Sr. » G » 6-1
Gary, Ind.
ETSU

SEASON STATS

PPG: 13.0 SPG: 1.9
RPG: 3.6 BPG: 0.1
APG: 1.7 MPG: 31.3

CAREER HIGHS

PTS: 31 STL: 6
REB: 13 BLK: 3
AST: 10 MIN: 50

QUICK NOTES

Season-high 18 points vs. Colorado • 7-of-14 from 3 during Acrisure Holiday Classic • 5th in BIG in 3FG per game • 9th in BIG in 3FG% • 2025 SoCon Player of the Year • Led ETSU in Pts, PPG, FG, stl, SPG and 3FG% • 2025 Lou Henson Award Finalist

**1** **DESMOND CLAUDE**Sr. » G » 6-6
New Haven, Conn.
USC

SEASON STATS

PPG: 12.0 SPG: 0.0
RPG: 4.3 BPG: 0.0
APG: 1.7 MPG: 32.3

CAREER HIGHS

PTS: 36 STL: 4
REB: 12 BLK: 2
AST: 11 MIN: 46

QUICK NOTES

Has made back-to-back starts • DNP first 4 games due to injury • 35 minutes, 20 pts in season debut vs. Southern • No. 29 transfer per 247Sports • 2025 All-Big Ten Honorable Mention • Led USC at 15.8 PPG • 11 games with 20+ points, 2 30+ point outings

**3** **BJ ROY**Fr. » G » 6-2
Seattle, Wash.
Garfield HS

SEASON STATS

PPG: 0.0 SPG: 0.0
RPG: 0.0 BPG: 0.0
APG: 0.0 MPG: 0.0

CAREER HIGHS

PTS: 0 STL: 0
REB: 0 BLK: 0
AST: 0 MIN: 0

QUICK NOTES

Wearing father Brandon Roy's retired No. 3 • Helped lead Garfield High School to Washington 3A Third Place Finish in 2024-25 • Earned Second Team All-Tournament honors

**4** **JASIR RENCHER**Fr. » F » 6-5
Oakland, Calif.
Archbishop Riordan HS

SEASON STATS

PPG: 3.4 SPG: 0.0
RPG: 1.8 BPG: 0.2
APG: 0.2 MPG: 9.7

CAREER HIGHS

PTS: 8 STL: 0
REB: 5 BLK: 1
AST: 1 MIN: 13

QUICK NOTES

Has appeared in 4 straight games • 5-10 from the field last 3 games • Career best 8 pts, 19 minutes vs. Southern • Four-star recruit, No. 88 overall per 247Sports • Led HS to first-ever NorCal Open Division Championship • SF Chronicle's Player of the Year

**5** **ZOOM DIALLO**So. » G » 6-4
Tacoma, Wash.
Curtis HS

SEASON STATS

PPG: 13.3 SPG: 0.7
RPG: 3.4 BPG: 0.0
APG: 2.4 MPG: 23.9

CAREER HIGHS

PTS: 20 STL: 2
REB: 7 BLK: 1
AST: 6 MIN: 42

QUICK NOTES

Season high 5 ast, 6 reb vs. Nevada • Matched career-high 20 pts in first start at WSU • 44.6 FG% ranks best on UW among guards • 86.5 FT% • Started 22 games in 2024-25, shooting 47.3 percent from the floor • 25 career games scoring in double figures

**6** **HANNES STEINBACH**Fr. » F » 6-11
Würzburg, Germany
Würzburg Baskets

SEASON STATS


PPG: 14.5 SPG: 0.8
RPG: 12.8 BPG: 1.5
APG: 2.5 MPG: 31.7

CAREER HIGHS

PTS: 21 STL: 1
REB: 16 BLK: 3
AST: 6 MIN: 35

QUICK NOTES

DNP last 3 games due to injury • Team-high 12.8 RPG • 1-of-65 players nationally with 3+ double doubles • 1st UW freshman with double double since 2019-20 • 2025 FIBA U19 World Cup All-Star 5 • Father played with Dirk Nowitzki for Würzburg Baskets

**7** **CHRISTIAN NITU**So. » F » 6-11
Whitby, Ontario.
Fort Erie Int. Academy

SEASON STATS

PPG: 0.0 SPG: 0.0
RPG: 0.0 BPG: 0.0
APG: 0.0 MPG: 0.0

CAREER HIGHS

PTS: 8 STL: 1
REB: 5 BLK: 1
AST: 1 MIN: 18

QUICK NOTES

DNP in first 7 games • Played in 22 games, averaging 6.9 minutes, at Florida State in 2024-25 • Scored career-high eight points vs. Virginia • Played for Romania in 2025 FIBA U20 Eurobasket

**8** **BRYSON TUCKER**So. » F » 6-7
Bowie, Md.
Maryland

SEASON STATS

PPG: 9.7 SPG: 0.3
RPG: 7.3 BPG: 0.0
APG: 0.3 MPG: 26.7

CAREER HIGHS

PTS: 16 STL: 1
REB: 10 BLK: 1
AST: 3 MIN: 29

QUICK NOTES

DNP last 4 games due to injury • Double double in first college start vs. UABP • Career-high 3 3FG vs. Denver • Played in 23 games in 2024-25 at Indiana • 2024 McDonald's All-American • Rated a Five Star prospect, No. 17 in the nation by USA

**9** **WESLEY YATES III**So. » G » 6-4
Beaumont, Texas
Beaumont United HS

SEASON STATS

PPG: 16.9 SPG: 2.0
RPG: 4.7 BPG: 0.3
APG: 1.1 MPG: 34.3

CAREER HIGHS

PTS: 30 STL: 4
REB: 7 BLK: 2
AST: 5 MIN: 50

QUICK NOTES

Avg. 20.8 PPG last 4 games • UW's leading scorer in 4-of-7 games • 3rd in BIG in SPG • Jerry West Award Watch List • No. 24 transfer in the nation per 247Sports • USC's 2nd leading scorer in 2024-25 • Led all BIG freshmen in scoring during BIG play • Started career at UW

**11** **FRANCK KEPNANG**Gr. » C » 6-11
Yaoundé, Cameroon
Oregon

SEASON STATS

PPG: 6.0 SPG: 0.9
RPG: 6.0 BPG: 2.6
APG: 0.3 MPG: 20.3

CAREER HIGHS

PTS: 17 STL: 4
REB: 12 BLK: 6
AST: 1 MIN: 32

QUICK NOTES

Playing sixth collegiate season • Avg. 8.7 RPG last 3 games • 3rd in BIG in blk and BPG • Career-high 6 blk vs. Southern • Has started 6-of-7 games • Started final six games of 2024-25 after missing time due to injury • 38 career games with multiple blocks

**14** **MADY TRAORE**Jr. » F » 6-11
Drancy, France
Frank Phillips College

SEASON STATS

PPG: 0.0 SPG: 0.0
RPG: 0.0 BPG: 0.0
APG: 0.0 MPG: 0.0

CAREER HIGHS

PTS: 26 STL: 5
REB: 12 BLK: 3
AST: 10 MIN: 38

QUICK NOTES

Out for season with foot injury • No. 3 junior college prospect per 247Sports • First Team All-WJCAC honors • Named conference defensive player of the Year • Started career at New Mexico State and Maryland

**23** **JJ MANDAQUIT**Fr. » G » 6-1
Hilo, Hawaii
Utah Prep

SEASON STATS

PPG: 7.3 SPG: 0.7
RPG: 3.6 BPG: 0.1
APG: 5.0 MPG: 29.0

CAREER HIGHS

PTS: 11 STL: 2
REB: 6 BLK: 1
AST: 8 MIN: 42

QUICK NOTES

Came off bench last 2 games, averaging 6.0 APG at Acrisure Holiday Classic • 10th in BIG in APG • Consensus four-star recruit • 247Sports No. 50 overall prospect • 3-time Gold Medal winner with Team USA • Averaged 6.1 pts, 5.4 assists at 2025 FIBA U19 World Cup

**24** **LATHAN SOMMERVILLE**So. » C » 6-10
Peoria, Ill.
Rutgers

SEASON STATS

PPG: 6.1 SPG: 0.1
RPG: 4.0 BPG: 0.7
APG: 0.3 MPG: 17.6

CAREER HIGHS

PTS: 17 STL: 3
REB: 9 BLK: 3
AST: 4 MIN: 30

QUICK NOTES

Season high eight rebounds vs. Nevada • Avg 6.3 RPG last 3 games • 81.1 career FT% • Started 15 games in 2024-25 at Rutgers • 10 double-digit scoring performances • Consensus four-star recruit out of HS • No. 87 overall by ESPN

**30** **COURTLAND MULDREW**Fr. » G » 6-3
Arlington, Texas
Har Ber HS

SEASON STATS


PPG: 0.0 SPG: 0.0
RPG: 0.0 BPG: 0.0
APG: 0.0 MPG: 3.0

CAREER HIGHS

PTS: 0 STL: 0
REB: 0 BLK: 0
AST: 0 MIN: 3

QUICK NOTES

Season debut vs. Southern • Consensus four-star prospect • Nation's No. 103 overall prospect per 247Sports • Broke Malik Monk's Arkansas HS single-season scoring record, racking up 1,110 points at Har Ber HS

**41** **JACOB OGNACEVIC**6th » F » 6-8
Sheboygan, Wisc.
Lipscomb

SEASON STATS

PPG: 0.0 SPG: 0.0
RPG: 0.0 BPG: 0.0
APG: 0.0 MPG: 0.0

CAREER HIGHS

PTS: 15 STL: 5
REB: 10 BLK: 2
AST: 4 MIN: 35

QUICK NOTES

Projected to return in January from foot injury • 2025 ASUN Player of the Year • 19th in the nation in 2024-25 at 20.0 PPG • Averaged 8.0 RPG, 4th in the ASUN • Set nation's 25th-highest shooting percentage at 57.5% • 10 career double doubles

DAWG BITES

ABOUT UCLA

- » Mick Cronin is in his seventh season as the head coach at UCLA
- » Cronin has guided 15 teams to NCAA Tournament bids, including in 4-of-7 seasons in Westwood
- » The Bruins enter Wednesday's contest with a 5-2 record, receiving votes in both the Associated Press Top-25 and USA Today Coaches Poll
- » Wednesday's game will be UCLA's first true road game of the season
- » The Bruins are coming off of an 80-72 loss to Cal on Tuesday at Chase Center, home of the Golden State Warriors
- » UCLA owns the fourth-best scoring defense in the Big Ten, allowing opponents to score an average of 63.1 points per game, ranking 20th in the nation
- » Senior forward Tyler Bilodeau leads a group of six players averaging double figure scoring, coming in at 14.8 points per game
- » 2024-25 Mountain West Player of the Year Donovan Dent is averaging 6.7 assists per game to lead the Bruins and rank third in the Big Ten
- » Juniors Eric Dailey Jr. and Xavier Booker pace UCLA at 5.5 and 5.4 rebounds per game, respectively

SERIES HISTORY - UCLA

- » UCLA leads the all-time series with Washington 110-44, including 39-35 in Seattle
- » Washington snapped a nine-game losing streak to UCLA in 2024 with a 94-77 victory at Alaska Airlines Arena
- » Since 2010, Washington is 8-20 against the Bruins

OPENING UP

- » Washington is 12-14 in conference openers, including 3-7 over the last 10
- » The Huskies have opened conference play with a loss in six-straight seasons
- » UW last opened league play with a win in 2018-19, an 85-67 home win over Washington state
- » In its history, Washington has played 29 conference games in the month of December, posting an 11-18 record in those games

BREAK OUT THE WINDEX

- » The Huskies have outrebounded six of their first seven opponents this season, despite playing without leading rebounder Hannes Steinbach for the last three games
- » UW ranks fourth in the Big Ten in rebounds per game and third in offensive rebounds per game
- » UW's 43.67 rebounds per game rank 21st in the nation

CAN'T CATCH A BREAK

- » Through seven games, five different UW players have combined to miss 24 games due to injury
- » Washington has implemented five different starting lineups this season

OUR STATE

- » Washington picked up its third straight win over Washington State on Friday, defeating the Cougars 81-69 for a second consecutive win in Pullman
- » UW improved to 11-2 in its last 13 games against in-state teams during non-conference play
- » Wesley Yates III scored 26 points, the most by a Husky this season
- » Yates knocked down four three pointers, tying the season-high for UW, and pulled down a career-high seven rebounds
- » Making his first start of 2025-26, Zoom Diallo tied his career-high with 20 points
- » Hannes Steinbach secured his third straight double double, grabbing 13 rebounds and adding 14 points

UW RECORD WHEN

Category	Overall	BIG
Overall	5-2	0-0
Home	3-0	0-0
Away	1-1	0-0
Neutral	1-1	0-0
vs. Ranked teams	0-0	0-0
Leading or tied at halftime	4-0	0-0
Trailing at halftime	1-2	0-0
Shoot 50 pct. or higher	1-0	0-0
Shoot lower than 50 pct.	4-2	0-0
Shoot higher pct. than Opponent	4-0	0-0
Shoot lower pct. than Opponent	1-2	0-0
Opponent shoot lower than 50 pct.	5-2	0-0
Opponent shoot 50 pct. or higher	0-0	0-0
Score fewer than 60 points	0-0	0-0
Score 60-plus points	5-2	0-0
Score 70-plus points	5-0	0-0
Score 80-plus points	5-0	0-0
Score 90-plus points	2-0	0-0
Score 100-plus points	0-0	0-0
Opponent score fewer than 50 pts.	0-0	0-0
Opponent score fewer than 60 pts.	1-0	0-0
Opponent score fewer than 70 pts.	3-0	0-0
Opponent score fewer than 80 pts.	4-1	0-0
Opponent score 80-plus pts.	1-1	0-0
Opponent score 90-plus pts.	1-1	0-0
More rebounds than opponent	5-1	0-0
Equal/Fewer rebounds than opponent	0-1	0-0
Fewer turnovers than opponent	3-1	0-0
Equal/More turnovers than opponent	2-1	0-0
Games dec. by 5 or fewer points	0-0	0-0
OT games	1-0	0-0
Games as a ranked opponent	0-0	0-0
Games vs. ranked opponents	0-0	0-0
Games following a win	3-2	0-0
Games following a loss	1-0	0-0
More points in paint than opponent	3-1	0-0
Equal/fewer points in paint than opp.	2-1	0-0
More points off TO than opponent	2-1	0-0
Equal/fewer points off TO than opp.	3-1	0-0
More bench points than opponent	3-1	0-0
Equal/fewer bench points than opp.	2-1	0-0
More 2nd-chance points than opp.	2-2	0-0
Equal/fewer 2nd-chance pts. than opp.	3-0	0-0
Playing in November	5-2	0-0
Playing in December	0-0	0-0
Playing in January	0-0	0-0
Playing in February	0-0	0-0
Playing in March	0-0	0-0
Playing in April	0-0	0-0
Wearing white uniform	4-1	0-0
Wearing purple uniform	1-0	0-0
Wearing black uniform	0-1	0-0
Wearing lavender uniform	0-0	0-0
Wearing specialty uniform	0-0	0-0

ON THE WASHINGTON BENCH



Danny Sprinkle
Head Coach



Andy Hill
Ass. Head Coach



DeMarlo Slocum
Assistant Coach



Tommy Connor
Assistant Coach



Quincy Pondexter
Assistant Coach



Abdul Gaddy
Assistant Coach

DAWG BITES

LIKE CLOCKWORK

- » Hannes Steinbach is the first Husky to record a double double in three straight games since Keion Brooks Jr. during the 2022-23 season
- » Steinbach is one of 65 players in the nation with three or more double doubles, one of eight in the Big Ten

LETTING IT FLY

- » Quimari Peterson is fourth in the Big Ten with 53 total three point attempts
- » The senior has attempted at least seven shots behind the arc in 6-of-7 of UW's games
- » Peterson has knocked down at least three threes in 5-of-7 games
- » As a team, UW has attempted at least 20 threes in 5-of-7 games
- » The Huskies have launched 25 three pointers twice this season, a mark reached just twice during the entire 2024-25 season

EVERYBODY EATS

- » A full-team effort led Washington to a 2-0 start with an 84-70 win over Denver
- » Seven Huskies scored in double figures for the first time since 2010, when UW defeated Long Beach State 102-75 in Seattle
- » Hannes Steinbach led the Dawgs with 13 points and 16 rebounds, becoming the first Husky freshman to post a double double since Isaiah Stewart in 2019-20
- » Wesley Yates III matched Steinbach to lead UW in scoring with 13 points, knocking down 6-of-7 two-point attempts
- » Bryson Tucker converted a career-high three three pointers, while Quimari Peterson also sunk three attempts from behind the arc
- » UW assisted on 19-of-33 field goals, led by JJ Mandaquit's seven assists

STATEMENT START

- » Washington opened the 2025-26 season with a 94-50 victory over UAPB
- » It was UW's first 40+ point victory since 2017, when the Huskies defeated Bethune-Cookman by 51, 106-55
- » The victory marked Washington's first 40+ point win in a season opener since 2007 and UW's 44-point margin of victory was its largest in an opener since defeating Morgan State 118-51 (67 points) on Nov. 13, 2005
- » Monday's win was UW's fourth-straight to open a season
- » A year after opening the season with just two makes from three, the Huskies knocked down 10 makes from behind the arc, led by four from Quimari Peterson
- » UW held UAPB to a .254 field goal percentage, the worst shooting performance by a Husky opponent since USC shot .200 from the field on Jan. 2, 2020
- » True freshman Hannes Steinbach led the Huskies in his college debut with 21 on 9-of-11 shooting, adding seven rebounds
- » In his first-ever college start, Bryson Tucker posted his first career double double with 12 points and a career-high 10 rebounds
- » Point guard JJ Mandaquit dished out eight assists in his college debut

NEW LOOK DAWGS

- » Washington returns just two players from the 2024-25 roster in Zoom Diallo and Franck Kepnang
- » Diallo appeared in all 31 games, including 22 starts and ranked second among all Huskies in points (11.2) and assists (3.1) per game during Big Ten play
- » Kepnang missed a string of 17 games due to injury, starting the final eight contests of the season

UW WEEK-BY-WEEK RANKINGS

	Pre	2	3	4	5	6	7	8	9	10	11	12	13	14	15	16	17	18	19	F
Associated Press	RV	NR	NR	NR	NR	--	--	--	--	--	--	--	--	--	--	--	--	--	--	--
USA Today Coaches Poll	RV	NR	NR	NR	NR	--	--	--	--	--	--	--	--	--	--	--	--	--	--	--
NCAA NET Rating	--	--	--	--	74	--	--	--	--	--	--	--	--	--	--	--	--	--	--	--

AROUND THE B1G

BIG TEN STANDINGS (As of Nov. 30, 2025)

Team	B1G	Pct.	Ovr.	Pct.	Strk
Nebraska	0-0	.000	8-0	1.000	W8
Indiana	0-0	.000	7-0	1.000	W7
Iowa	0-0	.000	7-0	1.000	W7
Michigan	0-0	.000	7-0	1.000	W7
Michigan State	0-0	.000	7-0	1.000	W7
Purdue	0-0	.000	7-0	1.000	W7
USC	0-0	.000	7-0	1.000	W7
Penn State	0-0	.000	7-1	.875	W2
Ohio State	0-0	.000	6-1	.857	L1
Illinois	0-0	.000	6-2	.750	L1
Washington	0-0	.000	5-2	.714	L1
Northwestern	0-0	.000	5-2	.717	L1
UCLA	0-0	.000	5-2	.714	L1
Wisconsin	0-0	.000	5-2	.714	L1
Maryland	0-0	.000	5-3	.625	L2
Rutgers	0-0	.000	5-3	.625	W1
Oregon	0-0	.000	4-3	.571	L3
Minnesota	0-0	.000	4-4	.500	L3

PLAYER OF THE WEEK

Week 1	Tucker DeVries, F, Indiana
	Bruce Thornton, G, Ohio State
Week 2	Braden Smith, G, Purdue
Week 3	David Coit, G, Maryland
Week 4	Yexel Lendeborg, F, Michigan
Week 5	
Week 6	
Week 7	
Week 8	
Week 9	
Week 10	
Week 11	
Week 12	
Week 13	
Week 14	
Week 15	
Week 16	
Week 17	

FRESHMAN OF THE WEEK

Week 1	David Mirkovic, F, Illinois
Week 2	David Mirkovic, F, Illinois
Week 3	Braden Frager, F, Nebraska
Week 4	Kayden Mingo, G, Penn State
Week 5	
Week 6	
Week 7	
Week 8	
Week 9	
Week 10	
Week 11	
Week 12	
Week 13	
Week 14	
Week 15	
Week 16	
Week 17	

DAWG BITES

WASHINGTON RETURNING PRODUCTION

Category	Total	Returning	Percentage Lost
Points	2,219	439 (19.8%)	1,780 (80.2%)
Field Goals	788	174 (22.1%)	614 (77.9%)
3-Point FG	218	6 (2.8%)	212 (97.2%)
Free Throws	425	85 (20.0%)	340 (80.0%)
Rebounds	1,011	167 (16.5%)	844(83.5%)
Assists	399	118 (29.6%)	281 (70.4%)
Steals	200	18 (9.0%)	182 (91.0%)
Blocks	120	33 (27.5%)	87 (72.5%)

BAND'S BACK TOGETHER

- » 2025-26 sees the return of a pair of former Huskies in cousins Wesley Yates III and Quincy Pondexter
- » A top-40 recruit out of high school, Yates signed with UW ahead of the 2023-24 season, sitting out the campaign due to injury
- » Yates, who played last season at USC, was one of the Big Ten's top scorers during conference play with averages of 17.0 points, 3.1 rebounds and 2.1 assists
- » Pondexter, a three-year assistant at UW, spent the 2024-25 season as an assistant coach for Yates and the Trojans, returning to his alma mater this summer
- » An eight-year NBA veteran, Pondexter was an All-Pac-10 and Honorable Mention All-American for the Dawgs, ranking fifth all-time in scoring
- » Pondexter led Washington to the 2009 Pac-10 Regular Season Championship and the 2010 Pac-10 Tournament Title, the latter of which he captured with fellow UW staffer Abdul Gaddy

PORTAL HOPPING

- » UW revamped its roster with one of the most heralded transfer classes in the nation, ranking as the No. 3 class by On3.com
- » Three of UW's transfers are ranked in the top-100 in the class, including two inside the top-30 in Wesley Yates III (24th, 247Sports) and Desmond Claude (29th, On3.com)
- » Claude and Yates were the two leading scorers at Big Ten foe USC a season ago
- » Quimari Peterson was ranked at No. 73 in the class by 247Sports
- » Washington's transfer class was ranked No. 8 in the nation by HoopsHQ, while ESPN rated UW as the No. 5 team that added the most talent in the transfer portal

CREAM OF THE CROP

- » Washington is one of three teams in the nation featuring multiple players that were named their conference's player of the year, joining Big Ten rival Iowa and Kansas State
- » Quimari Peterson reeled in Southern Conference Player of the Year Laurels, leading the conference in points, points per game, field goals, steals, steals per game and three-point field goal percentage
- » The 6-1 guard was named a Finalist for the 2025 Lou Henson Award
- » Peterson reached double-figure scoring in 31-of-32 games, including 15 20+ point outings
- » Jacob Ognacevic was tabbed the ASUN Player of the Year after leading the league and ranking 19th in the nation in scoring at 20.0 points per game
- » Ognacevic was efficient too, shooting 57.5 percent from the field, the 25th best average in the country
- » The Wisconsin native also pulled down 8.0 rebounds per game, 4th in the ASUN
- » Ognacevic will be sidelined indefinitely with a foot injury sustained during the preseason

RANKINGS ROUNDUP

ASSOCIATED PRESS TOP-25 (Through games Nov. 30, 2025)

Rk	Team	Record	Points
1.	Purdue (40)	7-0	1494
2.	Arizona (6)	7-0	1442
3.	Michigan (15)	7-0	1417
4.	Duke	8-0	1355
5.	UConn	6-1	1244
6.	Louisville	7-0	1177
7.	Michigan State	7-0	1095
8.	Houston	7-1	1070
9.	BYU	6-1	1037
10.	Iowa State	7-0	975
11.	Gonzaga	7-1	934
12.	Alabama	5-2	869
13.	Tennessee	7-1	771
14.	Illinois	6-2	657
15.	Florida	5-2	568
16.	North Carolina	6-1	519
17.	Vanderbilt	8-0	475
18.	Kentucky	5-2	451
19.	Texas Tech	6-2	387
20.	Auburn	6-2	376
21.	Kansas	6-2	340
22.	Indiana	7-0	313
23.	St. John's	4-3	200
24.	USC	7-0	145
25.	Arkansas	5-2	127

Others receiving votes: Iowa 100, **UCLA 59**, Nebraska 53, TCU 36, Missouri 28, Utah St. 16, Saint Mary's 15, Baylor 13, Oklahoma St. 12, SMU 12, Clemson 11, LSU 7, Seton Hall 6, Wisconsin 6, NC State 5, Wake Forest 3, California 2, Colorado 1, George Mason 1, Buffalo 1.

USA TODAY COACHES POLL (Through games Nov. 30, 2025)

Rk	Team	Record	Points
1.	Purdue (21)	7-0	762
2.	Michigan (6)	7-0	721
3.	Arizona (3)	7-0	709
4.	Duke (1)	8-0	696
5.	UConn	6-1	608
6.	Louisville	7-0	600
7.	Houston	7-1	588
8.	Michigan State	7-0	531
9.	Iowa State	7-0	502
10.	BYU	6-1	493
11.	Gonzaga	7-1	480
12.	Alabama	5-2	428
13.	Tennessee	7-1	377
14.	Florida	5-2	313
15.	Illinois	6-2	312
16.	Vanderbilt	8-0	268
17.	North Carolina	6-1	230
18.	Kentucky	5-2	222
19.	Texas Tech	6-2	192
20.	Indiana	7-0	192
21.	Kansas	6-2	154
22.	St. John's	4-3	129
23.	Arkansas	5-2	119
24.	Auburn	6-2	104
25.	Iowa	7-0	69

Others receiving votes: USC 56; **UCLA 33**; Nebraska 31; Missouri 28; Saint Mary's 20; Baylor 19; North Carolina State 16; Virginia 14; LSU 14; Clemson 9; Butler 9; Ole Miss 8; TCU 5; Wisconsin 4; Utah State 4; SMU 4; Oklahoma State 1; Colorado 1;

DAWG BITES

NEW KIDS ON THE BLOCK

- » The Dawgs also bolstered its squad with a nationally heralded freshman recruiting class
- » UW's class was ranked as the 15th-best in the nation by 247Sports, the top class in the Big Ten
- » UW's class was also ranked No. 21 by On3 and No. 25 by ESPN
- » Per 247Sports, Washington added four four-star true freshmen
- » Hannes Steinbach was rated as UW's top-signee with a rating of 97, but was not included in 247Sports' national player rankings
- » JJ Mandaquit was ranked as the No. 74 player in the class, the No. 10 PG
- » Jasir Rencher was ranked as the No. 90 player in the class, the No. 24 SF
- » Courtland Muldrew was ranked as the No. 103 player in the class, the No. 18 SG
- » Mady Traore was rated as a three-star, the No. 5 ranked JUCO player in the nation

DEUTSCH CONNECTION

- » Hannes Steinbach is the latest in a German pipeline to Montlake
- » Christian Welp, a native of Delmenhorst, West Germany, is UW's all-time leading scorer with 2,073 points
- » Welp was a three-time All-Pac-10 selection ('85, '86, '87)
- » Welp was named the 1984 Pac-10 Freshman of the Year and 1986 Pac-10 Player of the Year
- » Welp was drafted No. 16 overall by the Philadelphia 76ers in the 1987 NBA Draft
- » Welp played three seasons between the 76ers, San Antonio Spurs and Golden State Warriors before seeing his NBA career cut short due to injury
- » A teammate of Welp's for two seasons, Detlef Schrempf moved to Centralia, Washington, from Leverkusen, West Germany, for one season before joining the Huskies
- » Schrempf ranks 18th all-time in scoring at Washington with 1,449 points
- » Schrempf was a two-time First Team All-Pac-10 honoree ('84, '85)
- » Schrempf was named a Third Team All-American by the NABC in 1985
- » Schrempf was drafted No. 8 overall in the 1985 NBA Draft by the Dallas Mavericks
- » Schrempf enjoyed a 17-year NBA career with the Mavericks, Indiana Pacers, Seattle Supersonics and Portland Trailblazers
- » Schrempf earned three NBA All-Star selections ('93, '95, '97), was tabbed Third Team All-NBA in 1995 and won back-to-back Sixth Man of the Year Awards in 1991 and 1992
- » Welp and Schrempf won back-to-back Pac-10 Championships with the Huskies in 1984 and 1985
- » Schrempf was inducted into the Husky Hall of Fame in 1995, while Welp followed in 2001
- » Washington recently announced that Welp and Schrempf's jersey numbers will be retired on Jan. 11 and Feb. 28, respectively

MONTLAKE MAGIC

- » Over the last 20 seasons, Washington is 243-95 (.719) at Alaska Airlines Arena
- » The Huskies have posted a winning record at home in 17 of those 20 seasons, registering double-digit home wins 16 times
- » UW has posted at least a .600 home record in 13 of the past 20 seasons
- » Washington has won at least 80% of its home games eight times over the last 20 seasons, including 90% or more three times

SPRINKLE ON TOP

- » Danny Sprinkle has led his team to 25 or more wins in three of the last four seasons, guiding three-consecutive teams to NCAA Tournament appearances between Utah State and Montana State
- » Sprinkle has twice been named his conferences coach of the year, earning the 2023-24 honor from the Mountain West and 2021-22 award from the Big Sky
- » Sprinkle led Utah State to its first NCAA Tournament win since 2001
- » Montana State's ninth-leading scorer all-time, Sprinkle led his alma mater to its first NCAA Tournament bid since 1996 (2022 & 2023)
- » An MSU Hall of Fame inductee in 2021, Sprinkle led the Bobcats to consecutive 25+ win seasons for the first time since 1927-29

UW STAT RANKINGS

NCAA Team Top-150 (11/30/25)

	VALUE	BIG	NCAA
Blocks Per Game	4.9	4	45
FG Percentage Defense	40.5	10	82
FT Attempts Per Game	26.7	5	39
Free Throw Percentage	74.9	8	81
FT Made Per Game	20.0	5	33
Rebound Margin	7.3	6	68
D. Rebounds Per Game	27.86	6	74
O. Rebounds Per Game	14.29	3	39
Rebounds Per Game	42.14	4	38
Scoring Margin	10.1	14	117
Scoring Offense	82.6	11	106
3FG Percentage	35.0	10	133
TO Per Game	11.1	9	99
Winning Percentage	71.4	11	91

NCAA Individual Top-150 (11/30/25)

Zoom Diallo

Free Throw Percentage	86.5	7	122
-----------------------	------	---	-----

Franck Kepnang

Blocks	18	3	25
Blocks Per Game	2.57	3	13
O. Rebounds Per Game	2.71	9	132

JJ Mandaquit

Assist/TO Ratio	2.69	12	103
Assists	35	9	101
Assists Per Game	5.0	10	78

Quimari Peterson

Steals Per Game	1.86	5	130
Three Point Attempts	53	4	99
3FG Percentage	37.7	9	131
Three Pointers Per Game	2.86	5	80
Total 3FG Made	20	6	112

Hannes Steinbach

Double Doubles	3	3	28
----------------	---	---	----

Wesley Yates III

Free Throw Attempts	46	9	108
Free Throws	35	10	115
Minutes Per Game	34:21	4	40
Steals	14	4	124
Steals Per Game	2.00	3	78

DAWG BITES

TAKING THE WORLD STAGE

- » A pair of freshman Huskies battled it out on the world stage this summer at the 2025 FIBA U19 World Cup as JJ Mandaquit and Hannes Steinbach battled it out in the Gold Medal game
- » Mandaquit and Team USA captured the Gold, with the Hawaii native averaging 5.4 assists per game, 12.8 per 40 minutes
- » In the Gold Medal game, Mandaquit led Team USA with six assists, adding seven points on 3-of-4 shooting
- » The McDonald's All-America nominee shot 44.4 percent from the field, including 6-of-10 from behind the arc, knocking down all 13 free throw attempts
- » Steinbach was one of the standouts of the tournament, leading Germany to Silver and earning All-Star Five honors
- » The Würzburg native scored 17.4 points per game, the eight highest average of the tournament
- » Steinbach pulled down 13.0 rebounds per game, second most at the World Cup
- » Steinbach finished with four double doubles over seven games, including 19 points and 19 rebounds in the opener against Slovenia
- » Against Serbia in the Round of 16, Steinbach dropped in seven field goals and nine free throws for 23 points, while reeling in 19 boards

GAME-BY-GAME STARTING FIVE

Opponent	1	2	3	4	5
UAPB	Steinbach	Tucker	Yates III	Kepnang	Mandaquit
Denver	Steinbach	Tucker	Yates III	Kepnang	Mandaquit
Baylor	Steinbach	Tucker	Yates III	Mandaquit	Sommerville
Washington State	Diallo	Steinbach	Yates III	Kepnang	Mandaquit
Southern	Peterson	Diallo	Yates III	Kepnang	Mandaquit
Nevada	Peterson	Claude	Diallo	Yates III	Kepnang
Colorado	Peterson	Claude	Diallo	Yates III	Kepnang
UCLA	--	--	--	--	--
USC	--	--	--	--	--
Southern Utah	--	--	--	--	--
Seattle U	--	--	--	--	--
San Diego	--	--	--	--	--
Utah	--	--	--	--	--
Indiana	--	--	--	--	--
Purdue	--	--	--	--	--
Ohio State	--	--	--	--	--
Michigan	--	--	--	--	--
Michigan State	--	--	--	--	--
Nebraska	--	--	--	--	--
Oregon	--	--	--	--	--
Illinois	--	--	--	--	--
Northwestern	--	--	--	--	--
Iowa	--	--	--	--	--
UCLA	--	--	--	--	--
Penn State	--	--	--	--	--
Minnesota	--	--	--	--	--
Maryland	--	--	--	--	--
Rutgers	--	--	--	--	--
USC	--	--	--	--	--
Oregon	--	--	--	--	--

RECORD VERSUS...

UW VS. 2025-26 OPPONENTS

UAPB	1-0
Denver	1-0
Baylor	3-3
Washington State	190-111
Southern	1-0
Nevada	7-8
Colorado	21-18
UCLA	44-110
USC	75-85
Southern Utah	1-0
Seattle U	35-5
San Diego	3-1
Utah	16-20
Indiana	1-4
Purdue	1-6
Ohio State	8-5
Michigan	3-4
Michigan State	2-5
Nebraska	6-4
Oregon	192-125
Illinois	4-3
Northwestern	7-2
Iowa	3-3
Penn State	1-0
Minnesota	10-8
Maryland	1-0
Rutgers	0-1

SPRINKLE VS. 2025-26 OPPONENTS

UAPB	1-0
Denver	1-0
Baylor	0-1
Washington State	2-1
Southern	1-0
Nevada	1-2
Colorado	0-2
UCLA	0-2
USC	0-2
Southern Utah	6-1
Seattle U	0-1
San Diego	1-0
Utah	0-0
Indiana	0-1
Purdue	0-2
Ohio State	0-1
Michigan	0-1
Michigan State	0-1
Nebraska	0-1
Oregon	0-3
Illinois	0-1
Northwestern	1-0
Iowa	0-1
Penn State	1-0
Minnesota	1-0
Maryland	1-0
Rutgers	0-1

LAST TIME WASHINGTON...

had a 30-point scorer 31, DJ Davis, vs. Illinois	1/5/25
had a 40-point scorer 47, Andrew Andrews, at Washington State	3/2/16
had two 20-point scorers W. Yates III (23), D. Claude (20), vs. Southern	11/18/25
had three 20-point scorers D. Crisp (26), N. Dickerson (23), M. Fultz (21), vs. Long Beach State	11/22/16
had four 20-points scorers I. Thomas (24), J. Brockman (21), J. Dentmon (21), Q. Pondexter (20), vs. Oregon	2/14/09
had five double-figure scorers H. Steinbach (13), W. Yates III (13), Z. Diallo (12), B. Tucker (11), JJ Mandaquit (11) Q. Peterson (11), Lathan Sommerville (11), vs. Denver	11/6/25
had two players with 10+ rebounds K. Brooks Jr. (11), W. Breidenbach (10), at Stanford	1/20/24
had a player record a double-double (pts./reb.) Hannes Steinbach (14 pts./13 reb.), at Washington State	11/14/25
had a player record a double-double (pts./ast.) Sahvir Wheeler (11 pts./11 ast.), at UCLA	2/29/24
had a player record a triple double Has never happened	
had a player with 20+ rebounds 22, Noah Dickerson, vs. Eastern Washington	11/12/17
had a player with 10+ assists 10, Great Osobor, at Penn State	2/15/25
had a player with 5+ steals 7, Great Osobor, vs. Seattle Pacific	11/13/24
had a player with 5+ blocks 6, Franck Kepnang, vs. Southern	11/18/25
had a player with 5+ three pointers 5, DJ Davis, at Iowa	2/22/25
scored 100+ points 100, at Seattle U	12/17/23
scored under 50 points 49, at UCLA	1/1/23
scored under 40 points 39, at Cal	1/15/79
shot .600 or better from the field .607 (34-56), vs. Eastern Washington	12/10/24
shot under .300 from the field .267 (20-75), vs. Northern Illinois	11/9/21
shot .600 or better from three-point range .625 (15-24), at UCLA	2/29/24
made 45 field goals 48, vs. Chico State	12/1/92
made 35 free throws 35, vs. Montana	11/22/19
made 10+ three pointers 10, vs. UAPB	11/3/25
had 50+ rebounds 53, vs. UAPB	11/3/25
had 25+ assists 25, at Seattle U	12/17/23
had 15+ steals 18, at Arizona	1/3/22
had 10+ blocks 11, vs. Cal Poly	12/13/22
committed 30+ turnovers 34, vs. USC	3/8/97
shot over .900 from free throw line (Min. 10 att.) .938 (15-16), at Cal	1/18/24
shot under .500 from free throw line .429 (10-21), vs. Nevada, 11/12/23	11/12/23
won a game by 20+ points 44, vs. UAPB (94-50)	11/3/25
won a game by 30+ points 44, vs. UAPB (94-50)	11/3/25
won a game by 40+ points 44, vs. UAPB (94-50)	11/3/25
won a game by 50+ points 51, vs. Bethune-Cookman (106-55)	12/19/17
defeated a ranked opponent (AP or USA Today Poll) vs. No. 24 Maryland (75-69)	1/2/25
defeated a top-10 ranked opponent (AP or USA Today Poll) vs. No. 7 Gonzaga (78-73)	12/9/23
played a No. 1 ranked opponent (AP or USA Today Poll) at No. 1 Gonzaga (79-81)	12/5/18
played a defending national champion vs. Kansas in Kansas City, Mo. (73-54)	11/24/08

LAST TIME AN OPPONENT...

had a 30-point scorer 36, Nate Bittle, vs. Oregon	3/9/25
had a 40-point scorer 43, Klay Thompson, vs. Washington State (Los Angeles, Calif.)	3/10/11
had two 20-point scorers Chibuzo Agbo (26), Desmond Claude (25), at USC	3/5/25
had three 20-point scorers B. Mathurin (27), C. Koloko (22), K. Kriisa (21), at Arizona	1/3/22
had four 20-points scorers L. Ball (22), B. Alford (21), A. Howard (20), T. Leaf (20), at UCLA	2/4/17
had five double-figure scorers B. Dak (15), I. Johnson (13), A. Michaeli (12), F. Kossaras (11), S. Rancik (11), vs. Colorado	11/28/25
had two players with 10+ rebounds N. Bittle (12), K. Evans Jr. (11), vs. Oregon	3/9/25
had a player record a double-double (pts./reb.) Bangot Dak (15 pts./11 reb.), vs. Colorado	11/28/25
had a player record a double-double (pts./ast.) Desmond Claude (25 pts./11 ast.), at USC	3/5/25
had a player record a triple double Ziaire Williams (12 pts./12 reb./10 ast.), at Stanford	1/7/21
had a player with 20+ rebounds 20, Kimani Lawrence, at Arizona State	2/25/21
had a player with 10+ assists 11, Desmond Claude, at USC	3/5/25
had a player with 5+ steals 5, Anton Watson, vs. Gonzaga	12/9/23
had a player with 5+ blocks 5, Johnny O'Neil, vs. Santa Clara	11/29/24
had a player with 5+ three pointers 7, Chibuzo Agbo, at USC	3/5/25
scored 100+ points 100, vs. San Diego State (Las Vegas, Nev.)	11/29/23
scored under 50 points 47, vs. Oregon State	2/18/23
scored under 40 points 38, vs. Grambling State	12/17/14
shot .600 or better from the field .640 (32-50), vs. USC	12/7/24
shot under .300 from the field .254 (17-67), vs. UAPB	11/3/25
shot .600 or better from three-point range .611 (11-18), at Ohio State	2/12/25
made 45 field goals 46, at Arizona	2/5/98
made 35 free throws 38, at UCLA	1/1/16
made 10+ three pointers 15, at USC	3/5/25
had 50+ rebounds 51, at Arizona	2/24/24
had 25+ assists 25, at Stanford	2/26/23
had 15+ steals 17, vs. USC	1/8/04
had 10+ blocks 10, vs. USC	12/30/22
committed 30+ turnovers 36, vs. Morgan State	11/13/05
shot over .900 from free throw line (Min. 10 att.) .938 (15-16), at USC	3/5/25
shot under .500 from free throw line .471 (8-17), at Washington State	3/7/24
won a game by 20+ points 31, at USC (92-61)	3/5/25
won a game by 30+ points 31, at USC (92-61)	3/5/25
won a game by 40+ points 41, at UCLA (66-107)	2/4/17
won a game by 50+ points 55, at Arizona (61-116)	12/20/88

DANNY SPRINKLE

HEAD COACH » SECOND SEASON » PULLMAN, WASH. » MONTANA STATE '00

BIOGRAPHICAL INFORMATION



Danny Sprinkle was hired as head coach of the Washington men's basketball team on March 25, 2024, entering his second season at UW in 2025-26. Sprinkle is 126-70 (.643) in six years as a head coach and has 25 years of collegiate coaching experience.

The Huskies finished 13-18 in Sprinkle's maiden season on Montlake, UW's first campaign in the loaded Big Ten. En route to an All-Big Ten Honorable Mention selection, senior big man Great Osobor, who followed Sprinkle from both Utah State and Montana State, finished as the only player in the conference to lead his team in points (14.8), assists (3.4) and rebounds (8.0). Sprinkle secured his first marquee win at UW in early January, defeating eventual Big Ten No. 2 seed Maryland 75-69 at Alaska Airlines Arena.

Sprinkle has also injected energy into the recruiting trail at Washington, bringing in a top-5 ranked transfer class and a top-20 freshman class, featuring three four star signees and one of the world's elite international prospects.

Sprinkle made the move to Seattle after guiding #20 Utah State to a Mountain West regular-season title and NCAA Tournament at-large appearance in his first season with the Aggies. He was named Steve Fisher Mountain West Coach of the Year in addition to being selected as a finalist for the 2023-24 Jim Phelan National Coach of the Year award and a semifinalist for the 2024 Werner Ladder Naismith Men's Coach of the Year.

Taking over a Utah State program that returned just nine minutes and zero points from the previous season, Sprinkle guided the Aggies to their first NCAA Tournament win since 2001, snapping a ten-game tournament losing streak. He took a team that was predicted to finish ninth in the Mountain West and proceeded to win the program's first ever outright Mountain West regular season title.

In his one season in Logan, Sprinkle led the Aggies to an impressive 28-7 record, including 14-4 in conference play, winning the regular season championship. Utah State received an at-large selection to the NCAA Tournament and won its first tournament game since 2001, defeating TCU on Friday. Four Aggies combined to take in seven all-conference honors under Sprinkle's tutelage, headlined by Mountain West Player and Newcomer of the Year, Great Osobor, and Sixth Man of the Year, Josh Uduje.

Before taking over at Utah State, Sprinkle spent four years as the head coach at Montana State, leading the Bobcats to an 81-43 (.653) record, including 49-23 (.681) in the Big Sky Conference. He led MSU to back-to-back NCAA Tournament appearances in 2022 and 2023. The Bobcats were the regular season Big Sky Champions in 2022 and won the Big Sky Tournament in both the 2022 and 2023 campaigns. Before Sprinkle took over, the Bobcats had not appeared in the NCAA Tournament since 1996. MSU appeared in three-straight conference championship games for the first time in school history and had consecutive 25-win seasons for the first time since 1927-29.

Sprinkle led Montana State to a 25-10 overall record and its second-straight NCAA Tournament appearance in 2022-23. Three Bobcats earned all-conference honors, while two players garnered individual accolades (Defensive Player of the Year and Top Reserve). Two Montana State players earned all-tournament honors, including Big Sky Tournament MVP RaeQuan Battle.

In 2021-22, Montana State wrapped up a 27-8 overall record and advanced to its first NCAA Tournament in 26 years after winning both the Big Sky regular season and tournament championships. The 27 victories were the most for the program since 1929. Sprinkle was honored for his 2021-22 squad's achievements by being named the Big Sky Conference Coach of the Year. He also was named a Hugh Durham Award finalist,

presented annually to the top Division I mid-major coach in college basketball. The Bobcats had three players selected to all-Big Sky Conference teams, which were the most for the team since 2006.

Sprinkle became the first Montana State head coach to lead the program to the Big Sky Championship game during his first two seasons at the helm. He was named a finalist for the 2020 Joe B. Hall Award, which is given annually to the nation's top first-year coach in Division I college basketball.

A Helena (Montana) High School graduate, Sprinkle's coaching career began as a graduate assistant at Cal State Northridge in 2000-01. He spent five more seasons with the Matadors before spending two years in Bozeman as an assistant coach at Montana State. Sprinkle returned to CSUN for five more seasons as an assistant coach and then spent six seasons as an assistant at Cal State Fullerton.

Sprinkle added duties as recruiting coordinator at each of his coaching stops. He helped lead Cal State Fullerton to the NCAA Tournament in 2018 for just the third time in program history. He was also part of CSUN's 2001 and 2009 NCAA Tournament teams, with the Matadors winning the Big Sky regular season crown in 2001 and the Big West title in 2009.

Sprinkle played his college basketball at Montana State and earned Big Sky Freshman of the Year honors in 1996. That same season he landed Big Sky All-Tournament honors for his 30-point performance in the championship game. He was all-league three consecutive seasons, including his first-team selection in 1997. He held the MSU career and season three-point records upon graduation and remains the ninth-leading scorer in school history with 1,497 points. Sprinkle was a member of the 1996 team inducted into the Montana State Athletics Hall of Fame in 2006 and was formally inducted for his individual efforts in 2021.

He is the son of former UW football defensive back, Bill Sprinkle, who played for the Huskies from 1965-68.

Born in Pullman, Washington, Sprinkle enjoyed an outstanding career at Helena HS, which included earning all-state honors twice in basketball, while also competing in football and track. He graduated from Montana State in 2000 with a bachelor's degree in health and human development.



SPRINKLE FILE

YEAR-BY-YEAR RECORD

Year	School	W-L	Conf.	NCAA
2019-20	Montana State	16-15	10-10	--
2020-21	Montana State	13-10	8-6	--
2021-22	Montana State	27-8	16-4	1st Round
2022-23	Montana State	25-10	15-3	1st Round
2023-24	Utah State	28-7	14-4	1st Round
2024-25	Washington	13-18	4-16	--
2025-26	Washington	5-2	0-0	--

PATH TO WASHINGTON

2000-06


Cal State Northridge
Assistant Coach

2006-08

Montana State
Assistant Coach

2008-13

Cal State Northridge
Assistant Coach

2013-19


Cal State Fullerton
Assistant Coach

2019-23

Montana State
Head Coach

2023-24

Utah State
Head Coach

2024-Pres.

Washington
Head Coach

OQUIMARI PETERSON

SR » G » 6-1 » GARY, IND. » WEST SIDE HS » INDIANA STATE » JOHN A. LOGAN COLLEGE » ETSU



GAME HIGHS

Minutes	
Season	50, vs. Southern (11/18/25)
Career	50, vs. Southern (11/18/25)
Points	
Season	18, vs. Colorado (11/28/25)
Career	31, at Chattanooga (2/15/25)
Field Goals Made	
Season	6, vs. Colorado (11/28/25)
Career	12, at Elon (11/9/23)
Field Goals Attempted	
Season	16, vs. Southern (11/18/25)
Career	24, vs. Chattanooga (3/10/24)
3-Point Field Goals Made	
Season	4, 2x, MR vs. Colorado (11/28/25)
Career	7, vs. UNCG (2/19/25)
3-Point Field Goals Attempted	
Season	9, at Baylor (11/9/25)
Career	14, vs. Chattanooga (3/10/24)
Free Throws Made	
Season	5, vs. Southern (11/18/25)
Career	9, at Kansas City (12/21/24)
Free Throws Attempted	
Season	5, vs. Southern (11/18/25)
Career	12, vs. Wofford (3/8/25)
Rebounds	
Season	6, vs. Nevada (11/27/25)
Career	13, vs. UNCG (2/19/25)
Assists	
Season	3, 2x, MR vs. Colorado (11/28/25)
Career	10, vs. VMI (3/8/24)
Blocks	
Season	1, vs. Southern (11/18/25)
Career	3, vs. Tennessee Tech (12/10/23)
Steals	
Season	3, 3x, MR vs. Southern (11/18/25)
Career	6, vs. Samford (2/8/25)

MISC. STATS » 2025-26	
Games with 10+ points	7
Games with 20+ points	0
Games with 10+ rebounds	0
Games with 3+ assists	1
Games with 5+ assists	0
Games with 2+ steals	5
Games with 2+ blocks	0
Double-Doubles	0
Games led UW in points	1
Games led UW in rebounds	0
Games led UW in assists	0
Games led UW in steals	4
Games led UW in blocks	0

MISC. STATS » CAREER	
Games with 10+ points	62
Games with 20+ points	23
Games with 10+ rebounds	2
Games with 3+ assists	48
Games with 5+ assists	18
Games with 2+ steals	46
Games with 2+ blocks	2
Double-Doubles	3
Games led UW in points	1
Games led UW in rebounds	0
Games led UW in assists	0
Games led UW in steals	4
Games led UW in blocks	0

GAME-BY-GAME STATISTICS

Date	Opponent	GS	Min.	FG	A	Pct.	3FG	A	Pct.	FT	A	PCT.	OR	DR	TR	PF	A	TO	B	S	Pts.
11/3	UAPB		19	4	8	.500	4	8	.500	1	2	.500	1	4	5	1	1	0	0	2	13
11/6	Denver		26	4	8	.500	3	7	.429	0	0	.000	1	2	3	1	3	0	0	3	11
11/9	Baylor		28	4	13	.308	1	9	.111	2	2	1.000	0	2	2	0	2	0	0	3	11
11/14	Washington State		30	3	8	.375	3	7	.429	1	2	.500	0	3	3	1	0	3	0	0	10
11/18	Southern	*	50	4	16	.250	2	8	.250	5	5	1.000	2	2	4	2	2	2	1	3	15
11/27	Nevada	*	28	5	8	.625	3	4	.750	0	0	.000	1	5	6	4	1	0	0	0	13
11/28	Colorado	*	38	6	13	.462	4	10	.400	2	2	1.000	1	1	2	1	3	0	0	2	18
12/3	UCLA																				
12/6	USC																				
12/13	Southern Utah																				
12/19	Seattle U																				
12/22	San Diego																				
12/29	Utah																				
1/4	Indiana																				
1/7	Purdue																				
1/11	Ohio																				
1/14	Michigan																				
1/17	Michigan State																				
1/21	Nebraska																				
1/25	Oregon																				
1/29	Illinois																				
1/31	Northwestern																				
2/4	Iowa																				
2/7	UCLA																				
2/11	Penn State																				
2/14	Minnesota																				
2/21	Maryland																				
2/24	Rutgers																				
2/28	Wisconsin																				
3/4	USC																				
3/7	Oregon																				

PETERSON'S CAREER STATISTICS

Year	GP	GS	Min.	Avg.	FG	FGA	Pct.	3FG	3FGA	Pct.	FT	FTA	PCT.	OR	DR	TR	Avg.	PF	A	TO	Blk.	Stl.	Pts.	Avg.
2021-22	4	0	35	8.8	3	11	.273	0	6	.000	0	0	.000	2	4	6	1.5	5	2	2	0	2	6	1.5
2023-24	35	35	1122	32.1	179	454	.394	38	133	.286	78	109	.716	59	98	157	4.5	78	131	82	11	59	474	13.5
2024-25	32	32	1104	34.5	225	482	.467	87	207	.420	88	120	.733	41	103	144	4.5	51	119	71	6	65	625	19.5
2025-26	7	3	219	31.3	30	74	.405	20	53	.377	11	13	.846	6	19	25	3.6	9	12	5	1	13	91	13.0
TOTAL	78	70	2475	31.5	436	1019	.428	145	398	.364	177	242	.731	108	224	332	4.3	143	264	160	18	139	1194	15.3

1 DESMOND CLAUDE

SR » G » 6-6 » NEW HAVEN, CONN. » PUTNAM SCIENCE ACADEMY » XAVIER » USC



GAME HIGHS

Minutes	
Season	35, vs. Southern (11/18/25)
Career	46, vs. Rutgers (3/12/25)
Points	
Season	20, vs. Southern (11/18/25)
Career	36, at Georgetown (3/2/24)
Field Goals Made	
Season	6, 2x, MR vs. Colorado (11/28/25)
Career	13, at Georgetown (3/2/24)
Field Goals Attempted	
Season	18, vs. Colorado (11/28/25)
Career	23, at Creighton (1/23/24)
3-Point Field Goals Made	
Season	2, vs. Colorado (11/28/25)
Career	5, at Georgia (3/19/24)
3-Point Field Goals Attempted	
Season	5, vs. Colorado (11/28/25)
Career	7, 2x, MR vs. Villanova (2/7/24)
Free Throws Made	
Season	7, vs. Southern (11/18/25)
Career	12, 2x, MR vs. Rutgers (3/12/25)
Free Throws Attempted	
Season	8, vs. Southern (11/18/25)
Career	15, vs. Rutgers (3/12/25)
Rebounds	
Season	6, vs. Southern (11/18/25)
Career	12, at St. John's (12/20/23)
Assists	
Season	2, 2x, MR vs. Colorado (11/28/25)
Career	11, vs. Washington (3/5/25)
Blocks	
Season	2, vs. Winthrop (12/16/23)
Career	2, vs. Winthrop (12/16/23)
Steals	
Season	4, 2x, MR vs. Bryant (11/24/23)
Career	4, 2x, MR vs. Bryant (11/24/23)

MISC. STATS » 2025-26	
Games with 10+ points	2
Games with 20+ points	1
Games with 10+ rebounds	0
Games with 3+ assists	0
Games with 5+ assists	0
Games with 2+ steals	0
Games with 2+ blocks	0
Double-Doubles	0
Games led UW in points	0
Games led UW in rebounds	0
Games led UW in assists	0
Games led UW in steals	0
Games led UW in blocks	0

MISC. STATS » CAREER	
Games with 10+ points	61
Games with 20+ points	23
Games with 10+ rebounds	1
Games with 3+ assists	54
Games with 5+ assists	22
Games with 2+ steals	21
Games with 2+ blocks	1
Double-Doubles	2
Games led UW in points	0
Games led UW in rebounds	0
Games led UW in assists	0
Games led UW in steals	0
Games led UW in blocks	0

GAME-BY-GAME STATISTICS

Date	Opponent	GS	Min.	FG	A	Pct.	3FG	A	Pct.	FT	A	PCT.	OR	DR	TR	PF	A	TO	B	S	Pts.
11/3	UAPB		--	--	--	--	--	--	--	--	--	--	--	--	--	--	--	--	--	--	--
11/6	Denver		--	--	--	--	--	--	--	--	--	--	--	--	--	--	--	--	--	--	--
11/9	Baylor		--	--	--	--	--	--	--	--	--	--	--	--	--	--	--	--	--	--	--
11/14	Washington State		--	--	--	--	--	--	--	--	--	--	--	--	--	--	--	--	--	--	--
11/18	Southern		35	6	14	.429	1	1	1.000	7	8	.875	3	3	6	0	2	4	0	0	20
11/27	Nevada	*	30	1	9	.111	0	1	.000	0	0	.000	1	2	3	1	1	3	0	0	2
11/28	Colorado	*	32	6	18	.333	2	5	.400	0	0	.000	1	3	4	1	2	0	0	0	14
12/3	UCLA																				
12/6	USC																				
12/13	Southern Utah																				
12/19	Seattle U																				
12/22	San Diego																				
12/29	Utah																				
1/4	Indiana																				
1/7	Purdue																				
1/11	Ohio																				
1/14	Michigan																				
1/17	Michigan State																				
1/21	Nebraska																				
1/25	Oregon																				
1/29	Illinois																				
1/31	Northwestern																				
2/4	Iowa																				
2/7	UCLA																				
2/11	Penn State																				
2/14	Minnesota																				
2/21	Maryland																				
2/24	Rutgers																				
2/28	Wisconsin																				
3/4	USC																				
3/7	Oregon																				

CLAUDE'S CAREER STATISTICS

Year	GP	GS	Min.	Avg.	FG	FGA	Pct.	3FG	3FGA	Pct.	FT	FTA	PCT.	OR	DR	TR	Avg.	PF	A	TO	Blk.	Stl.	Pts.	Avg.
2022-23	35	1	729	20.8	63	149	.423	12	41	.293	28	49	.571	12	75	87	2.5	71	63	51	5	29	166	4.7
2023-24	34	34	1148	33.8	204	479	.426	27	113	.239	131	165	.794	33	109	142	4.2	72	110	76	10	36	566	16.6
2024-25	33	32	1070	32.4	177	367	.482	23	75	.307	146	191	.764	16	101	117	3.5	73	140	115	6	21	523	15.8
2025-26	3	2	97	32.3	13	41	.317	3	7	.429	7	8	.875	5	8	13	4.3	2	5	7	0	0	36	12.0
TOTAL	105	69	3045	29.0	457	1036	.441	65	236	.275	312	413	.755	66	293	359	3.4	218	318	249	21	86	1291	12.3

3 BJ ROY

FR » G » 6-1 » SEATTLE, WASH. » GARFIELD HS



GAME HIGHS

Minutes	
Season	
Career	
Points	
Season	
Career	
Field Goals Made	
Season	
Career	
Field Goals Attempted	
Season	
Career	
3-Point Field Goals Made	
Season	
Career	
3-Point Field Goals Attempted	
Season	
Career	
Free Throws Made	
Season	
Career	
Free Throws Attempted	
Season	
Career	
Rebounds	
Season	
Career	
Assists	
Season	
Career	
Blocks	
Season	
Career	
Steals	
Season	
Career	

MISC. STATS » 2025-26

Games with 10+ points	0
Games with 20+ points	0
Games with 10+ rebounds	0
Games with 3+ assists	0
Games with 5+ assists	0
Games with 2+ steals	0
Games with 2+ blocks	0
Double-Doubles	0
Games led UW in points	0
Games led UW in rebounds	0
Games led UW in assists	0
Games led UW in steals	0
Games led UW in blocks	0

MISC. STATS » CAREER

Games with 10+ points	0
Games with 20+ points	0
Games with 10+ rebounds	0
Games with 3+ assists	0
Games with 5+ assists	0
Games with 2+ steals	0
Games with 2+ blocks	0
Double-Doubles	0
Games led UW in points	0
Games led UW in rebounds	0
Games led UW in assists	0
Games led UW in steals	0
Games led UW in blocks	0

GAME-BY-GAME STATISTICS

Date	Opponent	GS	Min.	FG	A	Pct.	3FG	A	Pct.	FT	A	PCT.	OR	DR	TR	PF	A	TO	B	S	Pts.
11/3	UAPB		--	--	--	--	--	--	--	--	--	--	--	--	--	--	--	--	--	--	--
11/6	Denver		--	--	--	--	--	--	--	--	--	--	--	--	--	--	--	--	--	--	--
11/9	Baylor		--	--	--	--	--	--	--	--	--	--	--	--	--	--	--	--	--	--	--
11/14	Washington State		--	--	--	--	--	--	--	--	--	--	--	--	--	--	--	--	--	--	--
11/18	Southern		--	--	--	--	--	--	--	--	--	--	--	--	--	--	--	--	--	--	--
11/27	Nevada		--	--	--	--	--	--	--	--	--	--	--	--	--	--	--	--	--	--	--
11/28	Colorado		--	--	--	--	--	--	--	--	--	--	--	--	--	--	--	--	--	--	--
12/3	UCLA																				
12/6	USC																				
12/13	Southern Utah																				
12/19	Seattle U																				
12/22	San Diego																				
12/29	Utah																				
1/4	Indiana																				
1/7	Purdue																				
1/11	Ohio																				
1/14	Michigan																				
1/17	Michigan State																				
1/21	Nebraska																				
1/25	Oregon																				
1/29	Illinois																				
1/31	Northwestern																				
2/4	Iowa																				
2/7	UCLA																				
2/11	Penn State																				
2/14	Minnesota																				
2/21	Maryland																				
2/24	Rutgers																				
2/28	Wisconsin																				
3/4	USC																				
3/7	Oregon																				

ROY'S CAREER STATISTICS

Year	GP	GS	Min.	Avg.	FG	FGA	Pct.	3FG	3FGA	Pct.	FT	FTA	PCT.	OR	DR	TR	Avg.	PF	A	TO	Blk.	Stl.	Pts.	Avg.
2025-26	0	0	0	0.0	0	0	.000	0	0	.000	0	0	.000	0	0	0	0.0	0	0	0	0	0	0	0.0
TOTAL	0	0	0	0.0	0	0	.000	0	0	.000	0	0	.000	0	0	0	0.0	0	0	0	0	0	0	0.0

4 JASIR RENCHER

FR » F » 6-5 » OAKLAND, CALIF. » ARCHBISHOP RIORDAN HS



GAME HIGHS

Minutes

Season19, vs. Southern (11/18/25)
Career.....19, vs. Southern (11/18/25)

Points

Season 8, vs. Southern (11/18/25)
Career..... 8, vs. Southern (11/18/25)

Field Goals Made

Season2, 2x, MR vs. Colorado (11/28/25)
Career.....2, 2x, MR vs. Colorado (11/28/25)

Field Goals Attempted

Season5, vs. Colorado (11/28/25)
Career.....5, vs. Colorado (11/28/25)

3-Point Field Goals Made

Season 1, vs. Colorado (11/28/25)
Career..... 1, vs. Colorado (11/28/25)

3-Point Field Goals Attempted

Season3, vs. Colorado (11/28/25)
Career.....3, vs. Colorado (11/28/25)

Free Throws Made

Season 6, vs. Southern (11/18/25)
Career..... 6, vs. Southern (11/18/25)

Free Throws Attempted

Season 6, vs. Southern (11/18/25)
Career..... 6, vs. Southern (11/18/25)

Rebounds

Season5, vs. Nevada (11/27/25)
Career.....5, vs. Nevada (11/27/25)

Assists

Season1, vs. Southern (11/18/25)
Career.....1, vs. Southern (11/18/25)

Blocks

Season1, at Washington State (11/14/25)
Career.....1, at Washington State (11/14/25)

Steals

Season
Career.....

MISC. STATS » 2025-26

Games with 10+ points	0
Games with 20+ points.....	0
Games with 10+ rebounds.....	0
Games with 3+ assists.....	0
Games with 5+ assists.....	0
Games with 2+ steals.....	0
Games with 2+ blocks.....	0
Double-Doubles.....	0
Games led UW in points.....	0
Games led UW in rebounds	0
Games led UW in assists	0
Games led UW in steals	0
Games led UW in blocks	0

MISC. STATS » CAREER

Games with 10+ points	0
Games with 20+ points.....	0
Games with 10+ rebounds.....	0
Games with 3+ assists.....	0
Games with 5+ assists.....	0
Games with 2+ steals.....	0
Games with 2+ blocks.....	0
Double-Doubles.....	0
Games led UW in points.....	0
Games led UW in rebounds	0
Games led UW in assists	0
Games led UW in steals	0
Games led UW in blocks	0

GAME-BY-GAME STATISTICS

Date	Opponent	GS	Min.	FG	A	Pct.	3FG	A	Pct.	FT	A	PCT.	OR	DR	TR	PF	A	TO	B	S	Pts.
11/3	UAPB	--	--	--	--	--	--	--	--	--	--	--	--	--	--	--	--	--	--	--	--
11/6	Denver	1	0	0	.000	0	0	.000	0	0	.000	0	0	0	0	0	0	0	0	0	0
11/9	Baylor	--	--	--	--	--	--	--	--	--	--	--	--	--	--	--	--	--	--	--	--
11/14	Washington State	6	0	1	.000	0	1	.000	0	0	.000	0	0	0	0	0	0	0	1	0	0
11/18	Southern	19	1	2	.500	0	1	.000	6	6	1.000	1	3	4	4	1	1	1	0	8	
11/27	Nevada	10	2	3	.667	0	0	.000	0	0	.000	2	3	5	2	0	0	0	0	4	
11/28	Colorado	12	2	5	.400	1	3	.333	0	0	.000	0	0	0	5	0	0	0	0	5	
12/3	UCLA																				
12/6	USC																				
12/13	Southern Utah																				
12/19	Seattle U																				
12/22	San Diego																				
12/29	Utah																				
1/4	Indiana																				
1/7	Purdue																				
1/11	Ohio																				
1/14	Michigan																				
1/17	Michigan State																				
1/21	Nebraska																				
1/25	Oregon																				
1/29	Illinois																				
1/31	Northwestern																				
2/4	Iowa																				
2/7	UCLA																				
2/11	Penn State																				
2/14	Minnesota																				
2/21	Maryland																				
2/24	Rutgers																				
2/28	Wisconsin																				
3/4	USC																				
3/7	Oregon																				

RENCHER'S CAREER STATISTICS

Year	GP	GS	Min.	Avg.	FG	FGA	Pct.	3FG	3FGA	Pct.	FT	FTA	PCT.	OR	DR	TR	Avg.	PF	A	TO	Blk.	Stl.	Pts.	Avg.
2025-26	5	0	48	9.7	5	11	.455	1	5	.200	6	6	1.000	3	6	9	1.8	11	1	1	1	0	17	3.4
TOTAL	5	0	48	9.7	5	11	.455	1	5	.200	6	6	1.000	3	6	9	1.8	11	1	1	1	0	17	3.4

5 ZOOM DIALLO

SO » G » 6-4 » TACOMA, WASH. » CURTIS HS



GAME HIGHS

Minutes

Season35, vs. Nevada (11/27/25)
Career42, vs. Oregon (3/9/25)

Points

Season20, at Washington State (11/14/25)
Career ...20, 2x, MR at Washington State (11/14/25)

Field Goals Made

Season7, at Washington State (11/14/25)
Career9, vs. Rutgers (2/19/25)

Field Goals Attempted

Season ... 14, at Washington State (11/14/25)
Career19, vs. Rutgers (2/19/25)

3-Point Field Goals Made

Season .. 1, 2x, MR at Washington State (11/14/25)
Career2, vs. Indiana (3/1/25)

3-Point Field Goals Attempted

Season4, at Washington State (11/14/25)
Career2, 6x, MR vs. Indiana (3/1/25)

Free Throws Made

Season8, vs. Nevada (11/27/25)
Career8, vs. Nevada (11/27/25)

Free Throws Attempted

Season9, vs. Nevada (11/27/25)
Career9, vs. Nevada (11/27/25)

Rebounds

Season5, vs. UAPB (11/3/25)
Career7, at UCLA (12/3/24)

Assists

Season5, vs. Nevada (11/27/25)
Career6, vs. Maryland (1/2/25)

Blocks

Season1, 5x, MR vs. Rutgers (2/19/25)
Career1, 5x, MR vs. Rutgers (2/19/25)

Steals

Season2, 2x, MR vs. Denver (11/6/25)
Career2, 5x, MR vs. Denver (11/6/25)

MISC. STATS » 2025-26

Games with 10+ points	5
Games with 20+ points.....	1
Games with 10+ rebounds.....	0
Games with 3+ assists.....	3
Games with 5+ assists.....	0
Games with 2+ steals.....	2
Games with 2+ blocks.....	0
Double-Doubles.....	0
Games led UW in points.....	1
Games led UW in rebounds	0
Games led UW in assists	1
Games led UW in steals	1
Games led UW in blocks	0

MISC. STATS » CAREER

Games with 10+ points	25
Games with 20+ points.....	2
Games with 10+ rebounds.....	0
Games with 3+ assists.....	17
Games with 5+ assists.....	7
Games with 2+ steals.....	4
Games with 2+ blocks.....	0
Double-Doubles.....	0
Games led UW in points.....	4
Games led UW in rebounds	0
Games led UW in assists	13
Games led UW in steals	2
Games led UW in blocks	0

GAME-BY-GAME STATISTICS

Date	Opponent	GS	Min.	FG	A	Pct.	3FG	A	Pct.	FT	A	PCT.	OR	DR	TR	PF	A	TO	B	S	Pts.
11/3	UAPB		22	4	9	.444	1	1	1.000	5	6	.833	4	1	5	2	2	3	0	2	14
11/6	Denver		19	3	8	.375	0	1	.000	6	6	1.000	0	4	4	4	4	1	0	2	13
11/9	Baylor		23	6	11	.545	0	2	.000	3	4	.750	0	4	4	5	2	3	0	0	15
11/14	Washington State	*	33	7	14	.500	1	4	.250	5	6	.833	1	3	4	1	4	1	0	1	20
11/18	Southern	*	17	3	6	.500	0	0	.000	3	4	.750	1	0	1	5	0	2	0	0	9
11/27	Nevada	*	35	5	9	.556	1	1	1.000	8	9	.889	2	4	6	2	5	3	0	0	19
11/28	Colorado	*	18	1	8	.125	0	0	.000	2	2	1.000	0	0	0	3	0	0	0	0	4
12/3	UCLA																				
12/6	USC																				
12/13	Southern Utah																				
12/19	Seattle U																				
12/22	San Diego																				
12/29	Utah																				
1/4	Indiana																				
1/7	Purdue																				
1/11	Ohio																				
1/14	Michigan																				
1/17	Michigan State																				
1/21	Nebraska																				
1/25	Oregon																				
1/29	Illinois																				
1/31	Northwestern																				
2/4	Iowa																				
2/7	UCLA																				
2/11	Penn State																				
2/14	Minnesota																				
2/21	Maryland																				
2/24	Rutgers																				
2/28	Wisconsin																				
3/4	USC																				
3/7	Oregon																				

DIALLO'S CAREER STATISTICS

Year	GP	GS	Min.	Avg.	FG	FGA	Pct.	3FG	3FGA	Pct.	FT	FTA	PCT.	OR	DR	TR	Avg.	PF	A	TO	Blk.	Stl.	Pts.	Avg.
2024-25	31	22	779	25.1	134	283	.473	6	33	.182	69	96	.719	31	64	95	3.1	72	85	66	6	11	343	11.1
2025-26	7	4	167	23.9	29	65	.446	3	9	.333	32	37	.865	8	16	24	3.4	22	17	13	0	5	93	13.3
TOTAL	38	26	946	24.9	163	348	.468	9	42	.214	101	133	.759	39	80	119	3.1	94	102	79	6	16	436	11.5

6 HANNES STEINBACH

FR » F » 6-11 » WÜRZBURG, GERMANY » WÜRZBURG BASKETS



GAME HIGHS

Minutes

Season 35, vs. Denver (11/6/25)
Career 29, vs. UAPB (11/3/25)

Points

Season 21, vs. UAPB (11/3/25)
Career 21, vs. UAPB (11/3/25)

Field Goals Made

Season 9, vs. UAPB (11/3/25)
Career 9, vs. UAPB (11/3/25)

Field Goals Attempted

Season 12, vs. Denver (11/6/25)
Career 12, vs. Denver (11/6/25)

3-Point Field Goals Made

Season .. 1, 2x, MR at Washington State (11/14/25)
Career .. 1, 2x, MR at Washington State (11/14/25)

3-Point Field Goals Attempted

Season 2, at Washington State (11/14/25)
Career 2, at Washington State (11/14/25)

Free Throws Made

Season .. 3, 2x, MR at Washington State (11/14/25)
Career .. 3, 2x, MR at Washington State (11/14/25)

Free Throws Attempted

Season .. 5, 2x, MR at Washington State (11/14/25)
Career .. 5, 2x, MR at Washington State (11/14/25)

Rebounds

Season 16, vs. Denver (11/6/25)
Career 16, vs. Denver (11/6/25)

Assists

Season 6, vs. UAPB (11/3/25)
Career 6, vs. UAPB (11/3/25)

Blocks

Season 3, at Baylor (11/9/25)
Career 3, at Baylor (11/9/25)

Steals

Season 1, 2x, MR vs. Denver (11/6/25)
Career 1, 2x, MR vs. Denver (11/6/25)

MISC. STATS » 2025-26

Games with 10+ points	4
Games with 20+ points.....	1
Games with 10+ rebounds.....	3
Games with 3+ assists.....	2
Games with 5+ assists.....	1
Games with 2+ steals.....	0
Games with 2+ blocks.....	2
Double-Doubles.....	3
Games led UW in points.....	2
Games led UW in rebounds	3
Games led UW in assists	0
Games led UW in steals	0
Games led UW in blocks	1

MISC. STATS » CAREER

Games with 10+ points	4
Games with 20+ points.....	1
Games with 10+ rebounds.....	3
Games with 3+ assists.....	2
Games with 5+ assists.....	1
Games with 2+ steals.....	0
Games with 2+ blocks.....	2
Double-Doubles.....	3
Games led UW in points.....	2
Games led UW in rebounds	3
Games led UW in assists	0
Games led UW in steals	0
Games led UW in blocks	1

GAME-BY-GAME STATISTICS

Date	Opponent	GS	Min.	FG	A	Pct.	3FG	A	Pct.	FT	A	PCT.	OR	DR	TR	PF	A	TO	B	S	Pts.
11/3	UAPB	*	29	9	11	.818	1	1	1.000	2	3	.667	2	5	7	2	6	2	0	1	21
11/6	Denver	*	35	5	12	.417	0	0	.000	3	5	.600	7	9	16	3	4	2	2	1	13
11/9	Baylor	*	32	4	7	.571	0	0	.000	2	3	.667	7	8	15	3	0	2	3	0	10
11/14	Washington State	*	31	5	11	.455	1	2	.500	3	5	.600	5	8	13	1	0	2	1	1	14
11/18	Southern	--	--	--	--	--	--	--	--	--	--	--	--	--	--	--	--	--	--	--	--
11/27	Nevada	--	--	--	--	--	--	--	--	--	--	--	--	--	--	--	--	--	--	--	--
11/28	Colorado	--	--	--	--	--	--	--	--	--	--	--	--	--	--	--	--	--	--	--	--
12/3	UCLA																				
12/6	USC																				
12/13	Southern Utah																				
12/19	Seattle U																				
12/22	San Diego																				
12/29	Utah																				
1/4	Indiana																				
1/7	Purdue																				
1/11	Ohio																				
1/14	Michigan																				
1/17	Michigan State																				
1/21	Nebraska																				
1/25	Oregon																				
1/29	Illinois																				
1/31	Northwestern																				
2/4	Iowa																				
2/7	UCLA																				
2/11	Penn State																				
2/14	Minnesota																				
2/21	Maryland																				
2/24	Rutgers																				
2/28	Wisconsin																				
3/4	USC																				
3/7	Oregon																				

STEINBACH'S CAREER STATISTICS

Year	GP	GS	Min.	Avg.	FG	FGA	Pct.	3FG	3FGA	Pct.	FT	FTA	PCT.	OR	DR	TR	Avg.	PF	A	TO	Blk.	Stl.	Pts.	Avg.
2025-26	4	4	127	31.7	23	41	.561	2	3	.667	10	16	.625	21	30	51	12.8	9	10	8	6	3	58	14.5
TOTAL	4	4	127	31.7	23	41	.561	2	3	.667	10	16	.625	21	30	51	12.8	9	10	8	6	3	58	14.5

7 CHRISTIAN NITU

SO » F » 6-11 » WHITBY, ONTARIO » FORT ERIE INTERNATIONAL ACADEMY » FLORIDA STATE



GAME HIGHS

Minutes	
Season	
Career	18, at Virginia (3/4/25)
Points	
Season	
Career	8, at Virginia (3/4/25)
Field Goals Made	
Season	
Career	4, at Virginia (3/4/25)
Field Goals Attempted	
Season	
Career	6, at Stanford (1/25/25)
3-Point Field Goals Made	
Season	
Career	0
3-Point Field Goals Attempted	
Season	
Career	2, at Stanford (1/25/25)
Free Throws Made	
Season	
Career	2, 2x, MR vs. Tulane (12/14/24)
Free Throws Attempted	
Season	
Career	2, 5x, MR vs. Clemson (2/15/25)
Rebounds	
Season	
Career	5, at Stanford (1/25/25)
Assists	
Season	
Career	1, 4x, MR vs. Syracuse (1/4/25)
Blocks	
Season	
Career	1, 5x, MR vs. North Carolina (2/24/25)
Steals	
Season	
Career	1, at Virginia (3/4/25)

MISC. STATS » 2025-26										MISC. STATS » CAREER									
Games with 10+ points	0	Games with 10+ points	0	Games with 20+ points	0	Games with 10+ rebounds	0	Games with 3+ assists	0	Games with 20+ points	0	Games with 10+ rebounds	0	Games with 3+ assists	0	Games with 5+ assists	0	Games with 2+ steals	0
Games with 20+ points	0	Games with 10+ rebounds	0	Games with 3+ assists	0	Games with 5+ assists	0	Games with 2+ steals	0	Games with 2+ blocks	0	Double-Doubles	0	Games led UW in points	0	Games led UW in rebounds	0	Games led UW in assists	0
Games with 10+ rebounds	0	Games with 3+ assists	0	Games with 5+ assists	0	Games with 2+ steals	0	Games with 2+ blocks	0	Double-Doubles	0	Games led UW in points	0	Games led UW in rebounds	0	Games led UW in assists	0	Games led UW in steals	0
Games with 3+ assists	0	Games with 5+ assists	0	Games with 2+ steals	0	Games with 2+ blocks	0	Double-Doubles	0	Games led UW in points	0	Games led UW in rebounds	0	Games led UW in assists	0	Games led UW in steals	0	Games led UW in blocks	0
Games with 5+ assists	0	Games with 2+ steals	0	Games with 2+ blocks	0	Double-Doubles	0	Games led UW in points	0	Games led UW in rebounds	0	Games led UW in assists	0	Games led UW in steals	0	Games led UW in blocks	0		
Games with 2+ steals	0	Games with 2+ blocks	0	Double-Doubles	0	Games led UW in points	0	Games led UW in rebounds	0	Games led UW in assists	0	Games led UW in steals	0	Games led UW in blocks	0				
Games with 2+ blocks	0	Double-Doubles	0	Games led UW in points	0	Games led UW in rebounds	0	Games led UW in assists	0	Games led UW in steals	0	Games led UW in blocks	0						
Double-Doubles	0	Games led UW in points	0	Games led UW in rebounds	0	Games led UW in assists	0	Games led UW in steals	0	Games led UW in blocks	0								
Games led UW in points	0	Games led UW in rebounds	0	Games led UW in assists	0	Games led UW in steals	0	Games led UW in blocks	0										
Games led UW in rebounds	0	Games led UW in assists	0	Games led UW in steals	0	Games led UW in blocks	0												
Games led UW in assists	0	Games led UW in steals	0	Games led UW in blocks	0														
Games led UW in steals	0	Games led UW in blocks	0																
Games led UW in blocks	0																		

GAME-BY-GAME STATISTICS

Date	Opponent	GS	Min.	FG	A	Pct.	3FG	A	Pct.	FT	A	PCT.	OR	DR	TR	PF	A	TO	B	S	Pts.
11/3	UAPB		--	--	--	--	--	--	--	--	--	--	--	--	--	--	--	--	--	--	--
11/6	Denver		--	--	--	--	--	--	--	--	--	--	--	--	--	--	--	--	--	--	--
11/9	Baylor		--	--	--	--	--	--	--	--	--	--	--	--	--	--	--	--	--	--	--
11/14	Washington State		--	--	--	--	--	--	--	--	--	--	--	--	--	--	--	--	--	--	--
11/18	Southern		--	--	--	--	--	--	--	--	--	--	--	--	--	--	--	--	--	--	--
11/27	Nevada		--	--	--	--	--	--	--	--	--	--	--	--	--	--	--	--	--	--	--
11/28	Colorado		--	--	--	--	--	--	--	--	--	--	--	--	--	--	--	--	--	--	--
12/3	UCLA																				
12/6	USC																				
12/13	Southern Utah																				
12/19	Seattle U																				
12/22	San Diego																				
12/29	Utah																				
1/4	Indiana																				
1/7	Purdue																				
1/11	Ohio																				
1/14	Michigan																				
1/17	Michigan State																				
1/21	Nebraska																				
1/25	Oregon																				
1/29	Illinois																				
1/31	Northwestern																				
2/4	Iowa																				
2/7	UCLA																				
2/11	Penn State																				
2/14	Minnesota																				
2/21	Maryland																				
2/24	Rutgers																				
2/28	Wisconsin																				
3/4	USC																				
3/7	Oregon																				

NITU'S CAREER STATISTICS

Year	GP	GS	Min.	Avg.	FG	FGA	Pct.	3FG	3FGA	Pct.	FT	FTA	PCT.	OR	DR	TR	Avg.	PF	A	TO	Blk.	Stl.	Pts.	Avg.
2024-25	22	0	152	6.9	18	44	.409	0	7	.000	6	12	.500	11	17	28	1.3	20	4	7	5	1	42	1.9
2025-26	0	0	0	0.0	0	0	.000	0	0	.000	0	0	.000	0	0	0	0.0	0	0	0.0	0	0	0	0.0
TOTAL	22	0	152	6.9	18	44	.409	0	7	.000	6	12	.500	11	17	28	1.3	20	4	7	5	1	42	1.9

8 BRYSON TUCKER

SO » F » 6-7 » BOWIE, MD. » BISHOP O'CONNELL HS » INDIANA



GAME HIGHS

Minutes	
Season	30, vs. Denver (11/6/25)
Career	30, vs. Denver (11/6/25)
Points	
Season	12, vs. UAPB (11/3/25)
Career	16, vs. Minnesota (12/9/24)
Field Goals Made	
Season	5, vs. UAPB (11/3/25)
Career	6, vs. Minnesota (12/9/24)
Field Goals Attempted	
Season	11, vs. Denver (11/6/25)
Career	11, 2x, MR vs. Denver (11/6/25)
3-Point Field Goals Made	
Season	3, vs. Denver (11/6/25)
Career	3, vs. Denver (11/6/25)
3-Point Field Goals Attempted	
Season	6, vs. Denver (11/6/25)
Career	6, vs. Denver (11/6/25)
Free Throws Made	
Season	4, 3x, MR vs. Minnesota (12/9/24)
Career	4, 3x, MR vs. Minnesota (12/9/24)
Free Throws Attempted	
Season	3, vs. UAPB (11/3/25)
Career	6, 2x, MR vs. Minnesota (12/9/24)
Rebounds	
Season	10, vs. UAPB (11/3/25)
Career	10, vs. UAPB (11/3/25)
Assists	
Season	1, 10, vs. UAPB (11/3/25)
Career	3, vs. Sam Houston (12/3/24)
Blocks	
Season	1, vs. Eastern Illinois (11/10/24)
Career	1, vs. Eastern Illinois (11/10/24)
Steals	
Season	1, at Baylor (11/9/25)
Career	1, 8x, MR vs. USC (1/8/25)

MISC. STATS » 2025-26	
Games with 10+ points	2
Games with 20+ points	0
Games with 10+ rebounds	1
Games with 3+ assists	0
Games with 5+ assists	0
Games with 2+ steals	0
Games with 2+ blocks	0
Double-Doubles	1
Games led UW in points	0
Games led UW in rebounds	1
Games led UW in assists	0
Games led UW in steals	0
Games led UW in blocks	0

MISC. STATS » CAREER	
Games with 10+ points	5
Games with 20+ points	0
Games with 10+ rebounds	1
Games with 3+ assists	1
Games with 5+ assists	0
Games with 2+ steals	0
Games with 2+ blocks	0
Double-Doubles	1
Games led UW in points	0
Games led UW in rebounds	1
Games led UW in assists	0
Games led UW in steals	0
Games led UW in blocks	0

GAME-BY-GAME STATISTICS

Date	Opponent	GS	Min.	FG	A	Pct.	3FG	A	Pct.	FT	A	PCT.	OR	DR	TR	PF	A	TO	B	S	Pts.
11/3	UAPB	*	29	5	10	.500	2	5	.400	0	3	.000	3	7	10	2	1	1	0	0	12
11/6	Denver	*	30	4	11	.364	3	6	.500	0	0	.000	0	7	7	0	1	1	0	0	11
11/9	Baylor	*	21	3	5	.600	0	1	.000	0	0	.000	2	3	5	1	0	1	0	1	6
11/14	Washington State		--	--	--	--	--	--	--	--	--	--	--	--	--	--	--	--	--	--	--
11/18	Southern		--	--	--	--	--	--	--	--	--	--	--	--	--	--	--	--	--	--	--
11/27	Nevada		--	--	--	--	--	--	--	--	--	--	--	--	--	--	--	--	--	--	--
11/28	Colorado		--	--	--	--	--	--	--	--	--	--	--	--	--	--	--	--	--	--	--
12/3	UCLA																				
12/6	USC																				
12/13	Southern Utah																				
12/19	Seattle U																				
12/22	San Diego																				
12/29	Utah																				
1/4	Indiana																				
1/7	Purdue																				
1/11	Ohio																				
1/14	Michigan																				
1/17	Michigan State																				
1/21	Nebraska																				
1/25	Oregon																				
1/29	Illinois																				
1/31	Northwestern																				
2/4	Iowa																				
2/7	UCLA																				
2/11	Penn State																				
2/14	Minnesota																				
2/21	Maryland																				
2/24	Rutgers																				
2/28	Wisconsin																				
3/4	USC																				
3/7	Oregon																				

TUCKER'S CAREER STATISTICS

Year	GP	GS	Min.	Avg.	FG	FGA	Pct.	3FG	3FGA	Pct.	FT	FTA	PCT.	OR	DR	TR	Avg.	PF	A	TO	Blk.	Stl.	Pts.	Avg.
2024-25	23	0	380	16.5	48	127	.378	3	20	.150	26	36	.722	15	51	66	2.9	22	13	14	1	8	125	5.4
2025-26	3	3	80	26.7	12	26	.462	5	12	.417	0	3	.000	5	17	22	7.3	3	1	3	0	1	29	9.7
TOTAL	26	3	460	17.7	60	153	.392	8	32	.250	26	39	.667	20	68	88	3.4	25	14	17	1	9	154	5.9

9 WESLEY YATES III

SO » G » 6-4 » BEAUMONT, TEXAS » BEAUMONT UNITED HS » USC



GAME HIGHS

Minutes	
Season	...39, vs. Nevada (11/27/25)
Career	...50, vs. Rutgers (3/12/25)
Points	
Season	...26, at Washington State (11/14/25)
Career	...30, at Purdue (2/7/25)
Field Goals Made	
Season	...9, at Washington State (11/14/25)
Career	...11, at Purdue (2/7/25)
Field Goals Attempted	
Season	...16, at Washington State (11/14/25)
Career	...22, at Purdue (2/7/25)
3-Point Field Goals Made	
Season	...4, 2x, MR vs. Nevada (11/27/25)
Career	...4, 5x, MR vs. Nevada (11/27/25)
3-Point Field Goals Attempted	
Season	...10, at Washington State (11/14/25)
Career	...10, at Washington State (11/14/25)
Free Throws Made	
Season	...11, vs. Nevada (11/27/25)
Career	...11 vs. Nevada (11/27/25)
Free Throws Attempted	
Season	...14, vs. Southern (11/18/25)
Career	...14, vs. Southern (11/18/25)
Rebounds	
Season	...7, 2x, MR vs. Colorado (11/28/25)
Career	...7, 3x, MR vs. Colorado (11/28/25)
Assists	
Season	...2, vs. UAPB (11/3/25)
Career	...5, at UCLA (3/8/25)
Blocks	
Season	...1, 2x, MR vs. Denver (11/6/25)
Career	...2, at Washington (12/7/24)
Steals	
Season	...4 vs. Nevada (11/27/25)
Career	...4, 2x, MR vs. Nevada (11/27/25)

MISC. STATS » 2025-26

Games with 10+ points	4
Games with 20+ points	3
Games with 10+ rebounds	0
Games with 3+ assists	0
Games with 5+ assists	0
Games with 2+ steals	4
Games with 2+ blocks	0
Double-Doubles	0
Games led UW in points	4
Games led UW in rebounds	0
Games led UW in assists	0
Games led UW in steals	4
Games led UW in blocks	0

MISC. STATS » CAREER

Games with 10+ points	29
Games with 20+ points	10
Games with 10+ rebounds	0
Games with 3+ assists	10
Games with 5+ assists	1
Games with 2+ steals	15
Games with 2+ blocks	1
Double-Doubles	0
Games led UW in points	4
Games led UW in rebounds	0
Games led UW in assists	0
Games led UW in steals	4
Games led UW in blocks	0

GAME-BY-GAME STATISTICS

Date	Opponent	GS	Min.	FG	A	Pct.	3FG	A	Pct.	FT	A	PCT.	OR	DR	TR	PF	A	TO	B	S	Pts.
11/3	UAPB	*	30	4	8	.500	2	6	.333	4	4	1.000	1	3	4	0	2	3	1	3	14
11/6	Denver	*	32	6	10	.600	0	3	.000	1	3	.333	0	2	2	2	1	1	1	2	13
11/9	Baylor	*	38	3	15	.200	1	5	.200	1	2	.500	1	2	3	4	1	0	0	0	8
11/14	Washington State	*	37	9	16	.563	4	10	.400	4	4	1.000	3	4	7	1	0	0	0	1	26
11/18	Southern	*	37	6	14	.429	2	6	.333	9	14	.643	1	5	6	4	1	5	0	3	23
11/27	Nevada	*	39	5	13	.385	4	8	.500	11	13	.846	2	2	4	2	3	2	0	4	25
11/28	Colorado	*	28	2	8	.250	0	1	.000	5	6	.833	1	6	7	4	0	5	0	1	9
12/3	UCLA																				
12/6	USC																				
12/13	Southern Utah																				
12/19	Seattle U																				
12/22	San Diego																				
12/29	Utah																				
1/4	Indiana																				
1/7	Purdue																				
1/11	Ohio																				
1/14	Michigan																				
1/17	Michigan State																				
1/21	Nebraska																				
1/25	Oregon																				
1/29	Illinois																				
1/31	Northwestern																				
2/4	Iowa																				
2/7	UCLA																				
2/11	Penn State																				
2/14	Minnesota																				
2/21	Maryland																				
2/24	Rutgers																				
2/28	Wisconsin																				
3/4	USC																				
3/7	Oregon																				

YATES' CAREER STATISTICS

Year	GP	GS	Min.	Avg.	FG	FGA	Pct.	3FG	3FGA	Pct.	FT	FTA	PCT.	OR	DR	TR	Avg.	PF	A	TO	Blk.	Stl.	Pts.	Avg.
2024-25	33	24	1008	30.5	164	343	.478	54	123	.439	83	104	.798	31	64	95	2.9	68	58	60	7	40	465	14.1
2025-26	7	7	240	34.3	35	84	.417	13	39	.333	35	46	.761	9	24	33	4.7	17	8	16	2	14	118	16.9
TOTAL	40	31	1248	31.2	199	427	.466	67	162	.414	118	150	.787	40	88	128	3.2	85	66	76	9	54	583	14.6

11 FRANCK KEPNANG

GR » C » 6-11 » 253 » YAOUNDÉ, CAMEROON » WESTTOWN » OREGON



GAME HIGHS

Minutes	
Season	32, vs. Southern (11/18/25)
Career	32, 2x, MR vs. Southern (11/18/25)
Points	
Season	15, vs. Nevada (11/27/25)
Career	17, vs. Arizona State (12/5/21)
Field Goals Made	
Season	6, vs. Nevada (11/27/25)
Career	8, vs. North Florida (11/11/22)
Field Goals Attempted	
Season	7, vs. Colorado (11/28/25)
Career	13, vs. North Florida (11/11/22)
3-Point Field Goals Made	
Season	
Career	
3-Point Field Goals Attempted	
Season	
Career	1, vs. Northern Kentucky (11/9/23)
Free Throws Made	
Season	3, 2x, MR vs. Nevada (11/27/25)
Career	4, 5x, MR vs. Oregon (3/9/25)
Free Throws Attempted	
Season	6, vs. Nevada (11/27/25)
Career	6, vs. Nevada (11/27/25)
Rebounds	
Season	12, vs. Southern (11/18/25)
Career	12, 2x, vs. Southern (11/18/25)
Assists	
Season	1, 2x, MR vs. Southern (11/18/25)
Career	1, 10x, MR vs. Southern (11/18/25)
Blocks	
Season	6, vs. Southern (11/18/25)
Career	6 vs. Southern (11/18/25)
Steals	
Season	3, vs. Southern (11/18/25)
Career	4, at Penn State (2/15/25)

MISC. STATS » 2025-26		MISC. STATS » CAREER	
Games with 10+ points	1	Games with 10+ points	15
Games with 20+ points	0	Games with 20+ points	0
Games with 10+ rebounds	1	Games with 10+ rebounds	3
Games with 3+ assists	0	Games with 3+ assists	0
Games with 5+ assists	0	Games with 5+ assists	0
Games with 2+ steals	1	Games with 2+ steals	6
Games with 2+ blocks	2	Games with 2+ blocks	37
Double-Doubles	0	Double-Doubles	2
Games led UW in points	0	Games led UW in points	2
Games led UW in rebounds	2	Games led UW in rebounds	12
Games led UW in assists	0	Games led UW in assists	0
Games led UW in steals	1	Games led UW in steals	6
Games led UW in blocks	4	Games led UW in blocks	27

MISC. STATS » CAREER

GAME-BY-GAME STATISTICS

Date	Opponent	GS	Min.	FG	A	Pct.	3FG	A	Pct.	FT	A	PCT.	OR	DR	TR	PF	A	TO	B	S	Pts.
11/3	UAPB	*	23	2	4	.500	0	0	.000	3	5	.600	3	6	9	2	1	1	2	1	7
11/6	Denver	*	13	1	2	.500	0	0	.000	0	0	.000	0	0	0	1	0	0	1	0	2
11/9	Baylor		9	1	5	.200	0	0	.000	0	0	.000	3	1	4	2	0	1	0	0	2
11/14	Washington State	*	20	1	1	1.000	0	0	.000	2	2	1.000	1	2	3	2	0	0	3	0	4
11/18	Southern	*	32	3	6	.500	0	0	.000	0	0	.000	4	8	12	5	1	0	6	3	6
11/27	Nevada	*	24	6	6	1.000	0	0	.000	3	6	.500	2	3	5	2	0	2	4	1	15
11/28	Colorado	*	23	2	7	.286	0	0	.000	2	2	1.000	6	3	9	4	0	1	2	1	6
12/3	UCLA																				
12/6	USC																				
12/13	Southern Utah																				
12/19	Seattle U																				
12/22	San Diego																				
12/29	Utah																				
1/4	Indiana																				
1/7	Purdue																				
1/11	Ohio																				
1/14	Michigan																				
1/17	Michigan State																				
1/21	Nebraska																				
1/25	Oregon																				
1/29	Illinois																				
1/31	Northwestern																				
2/4	Iowa																				
2/7	UCLA																				
2/11	Penn State																				
2/14	Minnesota																				
2/21	Maryland																				
2/24	Rutgers																				
2/28	Wisconsin																				
3/4	USC																				
3/7	Oregon																				

KEPNANG'S CAREER STATISTICS

Year	GP	GS	Min.	Avg.	FG	FGA	Pct.	3FG	3FGA	Pct.	FT	FTA	PCT.	OR	DR	TR	Avg.	PF	A	TO	Blk.	Stl.	Pts.	Avg.
2020-21	17	0	144	8.5	19	28	.679	0	0	.000	7	13	.538	10	10	20	12	22	2	3	18	2	45	2.6
2021-22	35	5	510	14.6	69	120	.575	0	0	.000	28	43	.651	39	69	108	31	84	2	31	42	9	166	4.7
2022-23	8	1	183	22.9	28	53	.528	0	0	.000	16	22	.727	19	31	50	6.3	27	2	10	15	6	72	9.0
2023-24	10	7	188	18.8	36	61	.590	0	1	.000	11	18	.611	21	38	59	5.9	30	2	8	17	4	83	8.3
2024-25	14	8	280	20.0	40	75	.533	0	0	.000	16	20	.800	27	45	72	5.1	39	0	15	27	7	96	6.9
2025-26	7	6	142	20.3	16	31	.516	0	0	.000	10	15	.667	19	23	42	6.0	18	2	5	18	6	42	6.0
TOTAL	91	27	1448	15.9	208	368	.565	0	1	.000	88	131	.672	135	216	351	3.9	220	10	72	137	34	504	5.5

14 MADY TRAORE

JR » F » 6-11 » DRANCY, FRANCE » NEW MEXICO STATE » MARYLAND » FRANK PHILLIPS COLLEGE



GAME HIGHS

Minutes	
Season	
Career	20, at Ohio State (2/10/24)
Points	
Season	
Career	8, at Ohio State (2/10/24)
Field Goals Made	
Season	
Career	4, at Ohio State (2/10/24)
Field Goals Attempted	
Season	
Career	6, at Ohio State (2/10/24)
3-Point Field Goals Made	
Season	
Career	1, at Stephen F. Austin (1/4/23)
3-Point Field Goals Attempted	
Season	
Career	1, 8x, MR vs. Rutgers (3/13/24)
Free Throws Made	
Season	
Career	1, at Southern Utah (1/29/23)
Free Throws Attempted	
Season	
Career	2, at Southern Utah (1/29/23)
Rebounds	
Season	
Career	5, at Ohio State (2/10/24)
Assists	
Season	
Career	1, 2x, MR at Penn State (3/10/24)
Blocks	
Season	
Career	1, 3x, MR vs. Iowa (2/14/24)
Steals	
Season	
Career	1, vs. Iowa (2/14/24)

MISC. STATS » 2025-26	
Games with 10+ points	0
Games with 20+ points.....	0
Games with 10+ rebounds.....	0
Games with 3+ assists.....	0
Games with 5+ assists.....	0
Games with 2+ steals.....	0
Games with 2+ blocks.....	0
Double-Doubles.....	0
Games led UW in points.....	0
Games led UW in rebounds	0
Games led UW in assists	0
Games led UW in steals	0
Games led UW in blocks	0

MISC. STATS » CAREER	
Games with 10+ points	0
Games with 20+ points.....	0
Games with 10+ rebounds.....	0
Games with 3+ assists.....	0
Games with 5+ assists.....	0
Games with 2+ steals.....	0
Games with 2+ blocks.....	0
Double-Doubles.....	0
Games led UW in points.....	0
Games led UW in rebounds	0
Games led UW in assists	0
Games led UW in steals	0
Games led UW in blocks	0

GAME-BY-GAME STATISTICS

Date	Opponent	GS	Min.	FG	A	Pct.	3FG	A	Pct.	FT	A	PCT.	OR	DR	TR	PF	A	TO	B	S	Pts.
11/3	UAPB		--	--	--	--	--	--	--	--	--	--	--	--	--	--	--	--	--	--	--
11/6	Denver		--	--	--	--	--	--	--	--	--	--	--	--	--	--	--	--	--	--	--
11/9	Baylor		--	--	--	--	--	--	--	--	--	--	--	--	--	--	--	--	--	--	--
11/14	Washington State		--	--	--	--	--	--	--	--	--	--	--	--	--	--	--	--	--	--	--
11/18	Southern		--	--	--	--	--	--	--	--	--	--	--	--	--	--	--	--	--	--	--
11/27	Nevada		--	--	--	--	--	--	--	--	--	--	--	--	--	--	--	--	--	--	--
11/28	Colorado		--	--	--	--	--	--	--	--	--	--	--	--	--	--	--	--	--	--	--
12/3	UCLA																				
12/6	USC																				
12/13	Southern Utah																				
12/19	Seattle U																				
12/22	San Diego																				
12/29	Utah																				
1/4	Indiana																				
1/7	Purdue																				
1/11	Ohio																				
1/14	Michigan																				
1/17	Michigan State																				
1/21	Nebraska																				
1/25	Oregon																				
1/29	Illinois																				
1/31	Northwestern																				
2/4	Iowa																				
2/7	UCLA																				
2/11	Penn State																				
2/14	Minnesota																				
2/21	Maryland																				
2/24	Rutgers																				
2/28	Wisconsin																				
3/4	USC																				
3/7	Oregon																				

TRAORE'S CAREER STATISTICS

Year	GP	GS	Min.	Avg.	FG	FGA	Pct.	3FG	3FGA	Pct.	FT	FTA	PCT.	OR	DR	TR	Avg.	PF	A	TO	Blk.	Stl.	Pts.	Avg.
2022-23	7	1	51	7.3	4	7	.571	1	3	.333	1	5	.200	2	1	3	0.4	11	0	0	1	0	10	1.4
2023-24	12	4	103	8.6	8	21	.381	0	5	.000	0	0	.000	7	7	14	1.2	10	2	2	2	1	16	1.3
2025-26	0	0	0	0.0	0	0	.000	0	0	.000	0	0	.000	0	0	0	0.0	0	0	0	0	0	0	0.0
TOTAL	19	5	154	8.1	12	28	.429	1	8	.125	1	5	.200	9	8	17	0.9	21	2	2	3	1	26	1.4

23 JJ MANDAQUIT

FR » G » 6-1 » HILO, HAWAII » UTAH PREP



GAME HIGHS

Minutes	
Season	...31, at Washington State (11/14/25)
Career	...31, at Washington State (11/14/25)
Points	
Season	...11, vs. Denver (11/6/25)
Career	...11, vs. Denver (11/6/25)
Field Goals Made	
Season	...5, vs. Denver (11/6/25)
Career	...5, vs. Denver (11/6/25)
Field Goals Attempted	
Season	...9, vs. Denver (11/6/25)
Career	...9, vs. Denver (11/6/25)
3-Point Field Goals Made	
Season	...1, vs. Denver (11/6/25)
Career	...1, vs. Denver (11/6/25)
3-Point Field Goals Attempted	
Season	...3, 2x, MR vs. Denver (11/6/25)
Career	...3, 2x, MR vs. Denver (11/6/25)
Free Throws Made	
Season	...4, vs. Nevada (11/27/25)
Career	...4, vs. Nevada (11/27/25)
Free Throws Attempted	
Season	...2, 2x, MR at Washington State (11/14/25)
Career	...2, 2x, MR at Washington State (11/14/25)
Rebounds	
Season	...6, vs. Southern (11/18/25)
Career	...6, vs. Southern (11/18/25)
Assists	
Season	...8, vs. UAPB (11/3/25)
Career	...8, vs. UAPB (11/3/25)
Blocks	
Season	...1, vs. Denver (11/6/25)
Career	...1, vs. Denver (11/6/25)
Steals	
Season	...2, 2x, MR at Baylor (11/9/25)
Career	...2, 2x, MR at Baylor (11/9/25)

MISC. STATS » 2025-26

Games with 10+ points	2
Games with 20+ points	0
Games with 10+ rebounds	0
Games with 3+ assists	4
Games with 5+ assists	3
Games with 2+ steals	2
Games with 2+ blocks	0
Double-Doubles	0
Games led UW in points	0
Games led UW in rebounds	0
Games led UW in assists	6
Games led UW in steals	0
Games led UW in blocks	0

MISC. STATS » CAREER

Games with 10+ points	2
Games with 20+ points	0
Games with 10+ rebounds	0
Games with 3+ assists	4
Games with 5+ assists	3
Games with 2+ steals	2
Games with 2+ blocks	0
Double-Doubles	0
Games led UW in points	0
Games led UW in rebounds	0
Games led UW in assists	6
Games led UW in steals	0
Games led UW in blocks	0

GAME-BY-GAME STATISTICS

Date	Opponent	GS	Min.	FG	A	Pct.	3FG	A	Pct.	FT	A	PCT.	OR	DR	TR	PF	A	TO	B	S	Pts.
11/3	UAPB	*	28	1	6	.167	0	3	.000	2	2	1.000	1	3	4	2	8	3	0	0	4
11/6	Denver	*	26	5	9	.556	1	3	.333	0	0	.000	0	2	2	0	7	3	1	2	11
11/9	Baylor	*	22	4	7	.571	1	2	.500	1	2	.500	1	2	3	3	2	5	0	2	10
11/14	Washington State	*	31	2	5	.400	0	2	.000	2	2	1.000	0	3	3	4	3	0	0	0	6
11/18	Southern	*	42	3	8	.375	0	1	.000	2	5	.400	0	6	6	4	3	0	0	0	8
11/27	Nevada		22	0	1	.000	0	0	.000	4	4	1.000	0	5	5	3	6	2	0	0	4
11/28	Colorado		32	3	7	.429	1	2	.500	1	1	1.000	1	1	2	1	6	0	0	1	8
12/3	UCLA																				
12/6	USC																				
12/13	Southern Utah																				
12/19	Seattle U																				
12/22	San Diego																				
12/29	Utah																				
1/4	Indiana																				
1/7	Purdue																				
1/11	Ohio																				
1/14	Michigan																				
1/17	Michigan State																				
1/21	Nebraska																				
1/25	Oregon																				
1/29	Illinois																				
1/31	Northwestern																				
2/4	Iowa																				
2/7	UCLA																				
2/11	Penn State																				
2/14	Minnesota																				
2/21	Maryland																				
2/24	Rutgers																				
2/28	Wisconsin																				
3/4	USC																				
3/7	Oregon																				

MANDAQUIT'S CAREER STATISTICS

Year	GP	GS	Min.	Avg.	FG	FGA	Pct.	3FG	3FGA	Pct.	FT	FTA	PCT.	OR	DR	TR	Avg.	PF	A	TO	Blk.	Stl.	Pts.	Avg.
2025-26	7	5	203	29.0	18	43	.419	3	13	.231	12	16	.750	3	22	25	3.6	17	35	13	1	5	51	7.3
TOTAL	7	5	203	29.0	18	43	.419	3	13	.231	12	16	.750	3	22	25	3.6	17	35	13	1	5	51	7.3

24 LATHAN SOMMERVILLE

SO » C » 6-10 » PEORIA, ILL. » RICHWOODS HS » RUTGERS



GAME HIGHS

Minutes

Season 26, at Baylor (11/9/25)
Career 30, 2x, MR vs. USC (3/12/25)

Points

Season 11, vs. Denver (11/6/25)
Career 17, at Michigan (2/27/25)

Field Goals Made

Season 5, vs. Denver (11/6/25)
Career 6, 2x, MR vs. USC (3/12/25)

Field Goals Attempted

Season 6 vs. Nevada (11/27/25)
Career 8, 5x, MR at Oregon (2/16/25)

3-Point Field Goals Made

Season
Career 1, vs. Wagner (11/6/24)

3-Point Field Goals Attempted

Season 1, 2x, MR at Baylor (11/9/25)
Career 2, vs. Michigan State (1/25/25)

Free Throws Made

Season 7, vs. UAPB (11/3/25)
Career 8, at Penn State (1/20/25)

Free Throws Attempted

Season 8, vs. UAPB (11/3/25)
Career 8, 2x, MR vs. UAPB (11/3/25)

Rebounds

Season 8, vs. Nevada (11/27/25)
Career 9, 3x, MR at Maryland (2/9/25)

Assists

Season 1, vs. Southern (11/18/25)
Career 4, vs. Penn State (12/10/24)

Blocks

Season 2 vs. Southern (11/18/25)
Career 3, 2x, MR at Oregon (2/16/25)

Steals

Season 1, vs. Denver (11/6/25)
Career 3, vs. Michigan (2/1/25)

MISC. STATS » 2025-26

Games with 10+ points	2
Games with 20+ points.....	0
Games with 10+ rebounds.....	0
Games with 3+ assists.....	0
Games with 5+ assists.....	0
Games with 2+ steals.....	0
Games with 2+ blocks.....	1
Double-Doubles.....	0
Games led UW in points.....	0
Games led UW in rebounds	1
Games led UW in assists	0
Games led UW in steals	0
Games led UW in blocks	0

MISC. STATS » CAREER

Games with 10+ points	12
Games with 20+ points.....	0
Games with 10+ rebounds.....	0
Games with 3+ assists.....	1
Games with 5+ assists.....	0
Games with 2+ steals.....	2
Games with 2+ blocks.....	6
Double-Doubles.....	0
Games led UW in points.....	0
Games led UW in rebounds	1
Games led UW in assists	0
Games led UW in steals	0
Games led UW in blocks	0

GAME-BY-GAME STATISTICS

Date	Opponent	GS	Min.	FG	A	Pct.	3FG	A	Pct.	FT	A	PCT.	OR	DR	TR	PF	A	TO	B	S	Pts.
11/3	UAPB		20	1	5	.200	0	1	.000	7	8	.875	1	4	5	3	0	1	1	0	9
11/6	Denver		19	5	5	1.000	0	0	.000	1	1	1.000	2	0	2	3	0	1	0	1	11
11/9	Baylor	*	26	3	5	.600	0	1	.000	1	2	.500	1	1	2	4	0	0	1	0	7
11/14	Washington State		12	0	0	.000	0	0	.000	1	2	.500	0	0	0	4	0	1	0	0	1
11/18	Southern		17	3	5	.600	0	0	.000	4	8	.500	2	4	6	1	1	1	2	0	10
11/27	Nevada		12	0	6	.000	0	0	.000	1	4	.250	2	6	8	1	1	0	0	0	1
11/28	Colorado		16	1	3	.333	0	0	.000	2	2	1.000	0	5	5	4	0	0	1	0	4
12/3	UCLA																				
12/6	USC																				
12/13	Southern Utah																				
12/19	Seattle U																				
12/22	San Diego																				
12/29	Utah																				
1/4	Indiana																				
1/7	Purdue																				
1/11	Ohio																				
1/14	Michigan																				
1/17	Michigan State																				
1/21	Nebraska																				
1/25	Oregon																				
1/29	Illinois																				
1/31	Northwestern																				
2/4	Iowa																				
2/7	UCLA																				
2/11	Penn State																				
2/14	Minnesota																				
2/21	Maryland																				
2/24	Rutgers																				
2/28	Wisconsin																				
3/4	USC																				
3/7	Oregon																				

SOMMERVILLE'S CAREER STATISTICS

Year	GP	GS	Min.	Avg.	FG	FGA	Pct.	3FG	3FGA	Pct.	FT	FTA	PCT.	OR	DR	TR	Avg.	PF	A	TO	Blk.	Stl.	Pts.	Avg.
2024-25	32	15	670	20.9	89	176	.506	1	9	.111	82	95	.863	41	90	131	4.1	80	19	36	18	13	261	8.2
2025-26	7	1	123	17.6	13	29	.448	0	2	.000	17	27	.630	8	20	28	4.0	20	2	4	5	1	43	6.1
TOTAL	39	16	793	20.3	102	205	.498	1	11	.091	99	122	.811	49	110	159	4.1	100	21	40	23	14	304	7.8

30 COURTLAND MULDREW

FR » G » 6-3 » ARLINGTON, TEXAS » HAR BER HS



GAME HIGHS

Minutes	
Season	3, vs. Southern (11/18/25)
Career	3, vs. Southern (11/18/25)
Points	
Season	
Career	
Field Goals Made	
Season	
Career	
Field Goals Attempted	
Season	
Career	
3-Point Field Goals Made	
Season	
Career	
3-Point Field Goals Attempted	
Season	
Career	
Free Throws Made	
Season	
Career	
Free Throws Attempted	
Season	
Career	
Rebounds	
Season	
Career	
Assists	
Season	
Career	
Blocks	
Season	
Career	
Steals	
Season	
Career	

MISC. STATS » 2025-26	
Games with 10+ points	0
Games with 20+ points	0
Games with 10+ rebounds	0
Games with 3+ assists	0
Games with 5+ assists	0
Games with 2+ steals	0
Games with 2+ blocks	0
Double-Doubles	0
Games led UW in points	0
Games led UW in rebounds	0
Games led UW in assists	0
Games led UW in steals	0
Games led UW in blocks	0

MISC. STATS » CAREER	
Games with 10+ points	0
Games with 20+ points	0
Games with 10+ rebounds	0
Games with 3+ assists	0
Games with 5+ assists	0
Games with 2+ steals	0
Games with 2+ blocks	0
Double-Doubles	0
Games led UW in points	0
Games led UW in rebounds	0
Games led UW in assists	0
Games led UW in steals	0
Games led UW in blocks	0

GAME-BY-GAME STATISTICS

Date	Opponent	GS	Min.	FG	A	Pct.	3FG	A	Pct.	FT	A	PCT.	OR	DR	TR	PF	A	TO	B	S	Pts.
11/3	UAPB		--	--	--	--	--	--	--	--	--	--	--	--	--	--	--	--	--	--	--
11/6	Denver		--	--	--	--	--	--	--	--	--	--	--	--	--	--	--	--	--	--	--
11/9	Baylor		--	--	--	--	--	--	--	--	--	--	--	--	--	--	--	--	--	--	--
11/14	Washington State		--	--	--	--	--	--	--	--	--	--	--	--	--	--	--	--	--	--	--
11/18	Southern	3	0	0	.000	0	0	.000	0	0	.000	0	0	0	2	0	0	0	0	0	0
11/27	Nevada		--	--	--	--	--	--	--	--	--	--	--	--	--	--	--	--	--	--	--
11/28	Colorado		--	--	--	--	--	--	--	--	--	--	--	--	--	--	--	--	--	--	--
12/3	UCLA																				
12/6	USC																				
12/13	Southern Utah																				
12/19	Seattle U																				
12/22	San Diego																				
12/29	Utah																				
1/4	Indiana																				
1/7	Purdue																				
1/11	Ohio																				
1/14	Michigan																				
1/17	Michigan State																				
1/21	Nebraska																				
1/25	Oregon																				
1/29	Illinois																				
1/31	Northwestern																				
2/4	Iowa																				
2/7	UCLA																				
2/11	Penn State																				
2/14	Minnesota																				
2/21	Maryland																				
2/24	Rutgers																				
2/28	Wisconsin																				
3/4	USC																				
3/7	Oregon																				

MULDREW'S CAREER STATISTICS

Year	GP	GS	Min.	Avg.	FG	FGA	Pct.	3FG	3FGA	Pct.	FT	FTA	PCT.	OR	DR	TR	Avg.	PF	A	TO	Blk.	Stl.	Pts.	Avg.
2025-26	1	0	3	3.0	0	0	.000	0	0	.000	0	0	.000	0	0	0	0.0	2	0	0	0	0	0	0.0
TOTAL	1	0	3	3.0	0	0	.000	0	0	.000	0	0	.000	0	0	0	0.0	2	0	0	0	0	0	0.0

41 JACOB OGNACEVIC

6TH » F » 6-8 » SHEBOYGAN, WISC. » SHEBOYGAN LUTHERAN HS » VALPARAISO » LIPSCOMB



GAME HIGHS

Minutes

Season
 Career..... 42, vs. Queens (3/6/25)

Points

Season
 Career... 35, vs. Tennessee Wesleyan (12/29/21)

Field Goals Made

Season
 Career..... 12, 3x, MR vs. Stetson (2/13/25)

Field Goals Attempted

Season
 Career... 18, 3x, MR at Middle Tenn. (12/19/24)

3-Point Field Goals Made

Season
 Career... 5, 3x, MR at Florida State (12/25/21)

3-Point Field Goals Attempted

Season
 Career..... 8, vs. Belmont (11/12/24)

Free Throws Made

Season
 Career... 17, vs. Birmingham Southern (11/9/21)

Free Throws Attempted

Season
 Career... 18, 3x, MR at Middle Tenn. (12/19/24)

Rebounds

Season
 Career..... 16, at Bellarmine (1/16/25)

Assists

Season
 Career..... 5, at Austin Peay (2/24/25)

Blocks

Season
 Career..... 4, at Middle Tenn. (12/19/24)

Steals

Season
 Career... 2, 2x, MR at West Georgia (2/5/25)

MISC. STATS » 2025-26

Games with 10+ points	0
Games with 20+ points.....	0
Games with 10+ rebounds.....	0
Games with 3+ assists.....	0
Games with 5+ assists.....	0
Games with 2+ steals.....	0
Games with 2+ blocks.....	0
Double-Doubles.....	0
Games led UW in points.....	0
Games led UW in rebounds	0
Games led UW in assists	0
Games led UW in steals	0
Games led UW in blocks	0

MISC. STATS » CAREER

Games with 10+ points	84
Games with 20+ points.....	42
Games with 10+ rebounds.....	12
Games with 3+ assists.....	6
Games with 5+ assists.....	1
Games with 2+ steals.....	2
Games with 2+ blocks.....	7
Double-Doubles.....	10
Games led UW in points.....	0
Games led UW in rebounds	0
Games led UW in assists	0
Games led UW in steals	0
Games led UW in blocks	0

GAME-BY-GAME STATISTICS

Date	Opponent	GS	Min.	FG	A	Pct.	3FG	A	Pct.	FT	A	PCT.	OR	DR	TR	PF	A	TO	B	S	Pts.
11/3	UAPB		--	--	--	--	--	--	--	--	--	--	--	--	--	--	--	--	--	--	--
11/6	Denver		--	--	--	--	--	--	--	--	--	--	--	--	--	--	--	--	--	--	--
11/9	Baylor		--	--	--	--	--	--	--	--	--	--	--	--	--	--	--	--	--	--	--
11/14	Washington State		--	--	--	--	--	--	--	--	--	--	--	--	--	--	--	--	--	--	--
11/18	Southern		--	--	--	--	--	--	--	--	--	--	--	--	--	--	--	--	--	--	--
11/27	Nevada		--	--	--	--	--	--	--	--	--	--	--	--	--	--	--	--	--	--	--
11/28	Colorado		--	--	--	--	--	--	--	--	--	--	--	--	--	--	--	--	--	--	--
12/3	UCLA																				
12/6	USC																				
12/13	Southern Utah																				
12/19	Seattle U																				
12/22	San Diego																				
12/29	Utah																				
1/4	Indiana																				
1/7	Purdue																				
1/11	Ohio																				
1/14	Michigan																				
1/17	Michigan State																				
1/21	Nebraska																				
1/25	Oregon																				
1/29	Illinois																				
1/31	Northwestern																				
2/4	Iowa																				
2/7	UCLA																				
2/11	Penn State																				
2/14	Minnesota																				
2/21	Maryland																				
2/24	Rutgers																				
2/28	Wisconsin																				
3/4	USC																				
3/7	Oregon																				

OGNACEVIC'S CAREER STATISTICS

Year	GP	GS	Min.	Avg.	FG	FGA	Pct.	3FG	3FGA	Pct.	FT	FTA	PCT.	OR	DR	TR	Avg.	PF	A	TO	Blk.	Stl.	Pts.	Avg.
2020-21	28	0	365	13.0	61	112	.545	30	58	.517	23	34	.676	18	37	55	2.0	25	5	14	4	4	175	6.3
2021-22	32	9	610	19.1	120	219	.548	29	63	.460	88	116	.759	45	84	129	4.0	25	10	33	12	6	357	11.2
2022-23	33	26	879	26.6	221	364	.607	26	88	.295	115	135	.852	47	99	146	4.4	41	19	44	9	7	583	17.7
2023-24	0	0	0	0.0	0	0	.000	0	0	.000	0	0	.000	0	0	0	0.0	0	0	0	0	0	0	0.0
2024-25	35	35	1181	33.7	242	421	.575	49	122	.402	168	210	.800	62	217	279	8.0	51	48	64	14	10	702	20.0
2025-26	0	0	0	0.0	0	0	.000	0	0	.000	0	0	.000	0	0	0	0.0	0	0	0	0	0	0	0.0
TOTAL	128	70	3035	23.7	644	1116	.577	134	331	.405	394	495	.796	172	437	609	4.8	142	82	155	39	27	1816	14.2

2025-26 OVERALL STATISTICS

Game Records

Record	Overall	Home	Away	Neutral
ALL GAMES	5-2	3-0	1-1	1-1
CONFERENCE	0-0	0-0	0-0	0-0
NON-CONFERENCE	5-2	3-0	1-1	1-1

Score by Periods

Team	1st	2nd	OT	TOT
Washington	247	301	30	578
Opponents	226	257	24	507

Team Box Score

No.	Player				Total		3-Point		F-Throw		Rebounds															
		GP-GS	MIN	AVG	FG-FGA	FG%	3FG-3FGA	3FG%	FT-FTA	FT%	OFF	DEF	TOT	AVG	PF	DQ	A	TO	BLK	STL	PTS	AVG				
9	YATES III, Wesley	7-7	240:24	34.3	35-84	.417	13-39	.333	35-46	.761	9	24	33	4.7	17	0	8	16	2	14	118	16.9				
6	STEINBACH, Hannes	4-4	126:51	31.7	23-41	.561	2-3	.667	10-16	.625	21	30	51	12.8	9	0	10	8	6	3	58	14.5				
5	DIALLO, Zoom	7-4	166:59	23.9	29-65	.446	3-9	.333	32-37	.865	8	16	24	3.4	22	2	17	13	0	5	93	13.3				
0	PETERSON, Quimari	7-3	219:07	31.3	30-74	.405	20-53	.377	11-13	.846	6	19	25	3.6	9	0	12	5	1	13	91	13.0				
1	CLAUDE, Desmond	3-2	96:55	32.3	13-41	.317	3-7	.429	7-8	.875	5	8	13	4.3	2	0	5	7	0	0	36	12.0				
8	TUCKER, Bryson	3-3	80:00	26.7	12-26	.462	5-12	.417	0-3	.000	5	17	22	7.3	3	0	1	3	0	1	29	9.7				
23	MANDAQUIT, JJ	7-5	202:55	29.0	18-43	.419	3-13	.231	12-16	.750	3	22	25	3.6	17	0	35	13	1	5	51	7.3				
24	SOMMERVILLE, Lathan	7-1	123:10	17.6	13-29	.448	0-2	.000	17-27	.630	8	20	28	4.0	20	0	2	4	5	1	43	6.1				
11	KEPNANG, Franck	7-6	142:18	20.3	16-31	.516	0-0	.000	10-15	.667	19	23	42	6.0	18	1	2	5	18	6	42	6.0				
4	RENCHE, Jasir	5-0	48:19	9.7	5-11	.455	1-5	.200	6-6	1.000	3	6	9	1.8	11	1	1	1	1	0	17	3.4				
30	MULDREW, Courtland	1-0	03:02	3.0	0-0	.000	0-0	.000	0-0	.000	0	0	0	0.0	2	0	0	0	0	0	0	0.0				
Team											13	10	23				3									
Total		7	1450		194-445	.436	50-143	.350	140-187	.749	100	195	295	42.1	130	4	93	78	34	48	578	82.6				
Opponents		7	1450		175-432	.405	52-161	.323	105-152	.691	79	165	244	34.9	145	4	87	83	30	38	507	72.4				

Team Statistics

	UW	OPP
Scoring	578	507
Points per game	82.6	72.4
Scoring margin	+10.1	-
Field goals-att	194-445	175-432
Field goal pct	.436	.405
3 point fg-att	50-143	52-161
3-point FG pct	.350	.323
3-pt FG made per game	7.1	7.4
Free throws-att	140-187	105-152
Free throw pct	.749	.691
F-Throws made per game	20.0	15.0
Rebounds	295	244
Rebounds per game	42.1	34.9
Rebounding margin	+7.3	-
Assists	93	87
Assists per game	13.3	12.4
Turnovers	78	83
Turnovers per game	11.1	11.9
Turnover margin	+0.7	-
Assist/turnover ratio	1.2	1.0
Steals	48	38
Steals per game	6.9	5.4
Blocks	34	30
Blocks per game	4.9	4.3
Winning streak	0	-
Home win streak	3	-
Attendance	16275	11862
Home games-Avg/Game	3-5425	2-5931
Neutral site-Avg/Game	-	2-0

Team Results

Date	Opponent		Score	Att.
11/03/2025	Ark.-Pine Bluff	W	94-50	5577
11/06/2025	Denver	W	84-70	5134
11/09/2025	at Baylor	L	69-78	6542
11/14/2025	at Washington St.	W	81-69	5320
11/18/2025	Southern U.	Wot2	99-93	5564
11/27/2025	vs Nevada	W	83-66	0
11/28/2025	vs Colorado	L	68-81	0

2025-26 TEAM STATISTICS

Team Statistics

	UW	OPP
Scoring	578	507
Points per game	82.6	72.4
Scoring margin	+10.1	-
Field goals-att	194-445	175-432
Field goal pct	.436	.405
3 point fg-att	50-143	52-161
3-point FG pct	.350	.323
3-pt FG made per game	7.1	7.4
Free throws-att	140-187	105-152
Free throw pct	.749	.691
F-Throws made per game	20.0	15.0
Rebounds	295	244
Rebounds per game	42.1	34.9
Rebounding margin	+7.3	-
Assists	93	87
Assists per game	13.3	12.4
Turnovers	78	83
Turnovers per game	11.1	11.9
Turnover margin	+0.7	-
Assist/turnover ratio	1.2	1.0
Steals	48	38
Steals per game	6.9	5.4
Blocks	34	30
Blocks per game	4.9	4.3
Winning streak	0	-
Home win streak	3	-
Attendance	16275	11862
Home games-Avg/Game	3-5425	2-5931
Neutral site-Avg/Game	-	2-0

Score by Periods

Team	1st	2nd	OT	TOT
Washington	247	301	30	578
Opponents	226	257	24	507

2025-26 GAME-BY-GAME STATISTICS

				Total		3-Pointers		Free throws		Rebounds											
Opponent	Date	Score		FG-FGA	PCT	3FG-3FGA	PCT	FT-FTA	PCT	OFF	DEF	TOT	AVG	PF	A	TO	BLK	STL	PTS	AVG	
Ark.-Pine Bluff	11/03/2025	94-50	W	30-61	.492	10-25	.400	24-33	.727	17	36	53	53.0	14	21	14	4	9	94	94.0	
Denver	11/06/2025	84-70	W	33-65	.508	7-20	.350	11-15	.733	11	26	37	45.0	13	19	9	5	11	84	89.0	
at Baylor	11/09/2025	69-78	L	28-68	.412	3-20	.150	10-15	.667	16	26	42	44.0	22	7	12	4	6	69	82.3	
at Washington St.	11/14/2025	81-69	W	27-56	.482	9-26	.346	18-23	.783	11	25	36	42.0	14	7	7	5	3	81	82.0	
Southern U.	11/18/2025	99-93	Wot2	29-71	.408	5-17	.294	36-50	.720	18	32	50	43.6	27	11	16	9	9	99	85.4	
vs Nevada	11/27/2025	83-66	W	24-55	.436	8-14	.571	27-36	.750	13	31	44	43.7	17	17	14	4	5	83	85.0	
vs Colorado	11/28/2025	68-81	L	23-69	.333	8-21	.381	14-15	.933	14	19	33	42.1	23	11	6	3	5	68	82.6	
Total		578		194-445	.436	50-143	.350	140-187	.749	100	195	295	42.1	130	93	78	34	48	578	82.6	
Opponents		507		175-432	.405	52-161	.323	105-152	.691	79	165	244	34.9	145	87	83	30	38	507	72.4	

Washington Averages

Games Played	Points/game	FG Pct	3FG Pct	FT Pct	Rebounds/game	Assists/game	Turnovers/game	Assist/Turnover ratio	Steals/game	Blocks/game
7	82.6	43.6	35.0	74.9	42.1	13.3	11.1	1.2	6.9	4.9

2025-26 RESULTS

Game Records

Record	Overall	Home	Away	Neutral
ALL GAMES	5-2	3-0	1-1	1-1
CONFERENCE	0-0	0-0	0-0	0-0
NON-CONFERENCE	5-2	3-0	1-1	1-1

Team Results

Date	Opponent		Score	Att.	High Points	High Rebounds
11/03/2025	Ark.-Pine Bluff	W	94-50	5577	(21) STEINBACH, Hannes	(10) TUCKER, Bryson
11/06/2025	Denver	W	84-70	5134	(13) YATES III, Wesley (13) STEINBACH, Hannes	(16) STEINBACH, Hannes
11/09/2025	at Baylor	L	69-78	6542	(15) DIALLO, Zoom	(15) STEINBACH, Hannes
11/14/2025	at Washington St.	W	81-69	5320	(26) YATES III, Wesley	(13) STEINBACH, Hannes
11/18/2025	Southern U.	Wot2	99-93	5564	(23) YATES III, Wesley	(12) KEPNANG, Franck
11/27/2025	vs Nevada	W	83-66	0	(25) YATES III, Wesley	(8) SOMMERVILLE, Lathan
11/28/2025	vs Colorado	L	68-81	0	(18) PETERSON, Quimari	(9) KEPNANG, Franck

Attendance Summary

	Games	Attend	Avg/Game
Home	3	16275	5425
Away	2	11862	5931
Neutral	2	0	0
Total	7	28137	4020