



UCLA MEN'S BASKETBALL

UCLA Athletic Communications / J.D. Morgan Center / 325 Westwood Plaza / Los Angeles, CA 90095
Men's Basketball, Director of Communications: Alex Timiraos / atimiraos@athletics.ucla.edu / o: (310) 206-0524

UCLA'S STATISTICAL LEADERS

No.	Player	GP	GS	MPG	RPG	APG	PPG
34	Tyler Bilodeau	7	6	29.0	4.7	0.9	15.6
55	Sky Clark	9	8	28.5	2.7	2.0	12.7
2	Donovan Dent	8	7	32.7	2.4	6.4	12.0
3	Eric Dailey Jr.	8	8	26.0	5.1	1.6	11.8

2025-26 SCHEDULE

October

Fri.	17	at San Diego State (exh.)	–		W	67-60
Tue.	28	UC Irvine (exh.)	B1G+		W	94-64

November

Mon.	3	Eastern Washington	BTN		W	80-74
Fri.	7	Pepperdine	BTN		W	74-63
Mon.	10	West Georgia	B1G+		W	83-62
Fri.	14	vs. (5) Arizona ¹	Peacock		L	65-69
Tue.	18	Sacramento State ²	BTN		W	79-48
Fri.	21	Presbyterian ²	BTN		W	86-46
Tue.	25	vs. California ³	ESPN		L	72-80

December

Tue.	3	at Washington*	BTN		W	82-80
Sat.	6	Oregon*	Peacock		W	74-63
Sat.	13	vs. (8) Gonzaga ⁴	ESPN	8:30 p.m.		
Wed.	17	Arizona State	FS1	7:30 p.m.		
Fri.	19	Cal Poly	BTN		7 p.m.	
Tue.	23	UC Riverside	BTN		1 p.m.	

January

Sat.	3	at Iowa*	Peacock	5 p.m.	(CT)	
Tue.	6	at Wisconsin*	Peacock	8 p.m.	(CT)	
Sat.	10	Maryland*	FOX or FS1	5 p.m.		
Wed.	14	at Penn State*	FS1	8:30 p.m.	(ET)	
Sat.	17	at Ohio State*	CBS	1 p.m.	(ET)	
Tue.	20	(6) Purdue*	Peacock	7 p.m.		
Sat.	24	Northwestern*	FS1	3 p.m.		
Wed.	28	at Oregon*	BTN	8 p.m.		
Sat.	31	Indiana*	Peacock	2 p.m.		

February

Tue.	3	Rutgers*	BTN	6:30 p.m.		
Sat.	7	Washington*	FS1	7 p.m.		
Sat.	14	at (2) Michigan*	CBS	1 p.m.	(ET)	
Tue.	17	at (9) Michigan State*	Peacock	8:30 p.m.	(ET)	
Sat.	21	(13) Illinois*	FOX	5 p.m.		
Tue.	24	USC*	FS1	8 p.m.		
Sat.	28	at Minnesota*	FS1	1 p.m.	(CT)	

March

Tue.	3	(23) Nebraska*	FS1	8 p.m.		
Sat.	7	at USC*	FS1	6 p.m.		

Postseason Schedule

Big Ten Tournament ⁵	March 10-15	Chicago, Ill.
NCAA Tournament, First Four	March 17-18	Dayton, Ohio
NCAA Tournament, 1st/2nd Rounds	March 19-22	TBD
NCAA Tournament, Regionals	March 26-29	TBD
NCAA Final Four ⁶	April 4, 6	Indianapolis, Ind.

* Big Ten Conference games
rankings in parenthesis, from the weekly AP poll

- 1 at Intuit Dome (Inglewood, Calif.)
- 2 hosted by Gazelle Group, in Pauley Pavilion
- 3 hosted by Gazelle Group, at Chase Center (San Francisco, Calif.)
- 4 Seattle Hoops Showdown, at Climate Pledge Arena (Seattle, Wash.)
- 5 Big Ten Tournament, at United Center (Chicago, Ill.)
- 6 NCAA Final Four, at Lucas Oil Stadium (Indianapolis, Ind.)

UCLA ON SOCIAL MEDIA

Men's Basketball on X:	@UCLAMBB
Men's Basketball Instagram:	@UCLAMBB
Men's Basketball Facebook:	/UCLAMensBasketball
UCLA Athletics on X:	@UCLAathletics
UCLA Athletics Instagram:	@UCLAathletics
UCLA Athletics Facebook:	/UCLAathletics

#GoBruins

No. 25 UCLA Bruins (7-2) vs. No. 8/7 Gonzaga Bulldogs (9-1)

Saturday, Dec. 13 – 8:30 p.m. (PT)
Seattle, Wash. – Climate Pledge Arena

GAME INFORMATION

Venue:	Climate Pledge Arena (Seattle)
Capacity:	18,300
Tipoff Time:	8:40 p.m. (PT)
Broadcast:	ESPN
TV Talent:	Dave Flemming (play-by-play), Sean Farnham (analyst)
Radio (UCLA Audio Network):	AM 790
Radio Talent:	Josh Lewin (play-by-play), Tracy Murray (analyst)
SIRIUS XM:	SiriusXM 117 or 195 and on the SXM App
Live Statistics:	ucla.statbroadcast.com



vs.



7-2

9-1

UCLA and Gonzaga have faced off in each of the past five seasons, with two of those games occurring in the NCAA Tournament.

LAST WEEK'S VICTORIES

- The Bruins opened their Big Ten Conference schedule with wins against Washington (road) and Oregon (home).
- Through Tuesday's games, UCLA ranked No. 3 among Big Ten teams in scoring defense (65.0 points per game).
- In both games last week, Sky Clark averaged 19.0 points and shot 9-for-13 (69.2%) from 3-point distance.
- Tyler Bilodeau averaged 17.5 points and 6.5 rebounds in the Bruins' two Big Ten wins.
- Through both contests, UCLA trailed for less than 13 total minutes (at Washington, home vs. Oregon).

BRUINS VS. BULLDOGS

- UCLA has faced Gonzaga in each of the past five seasons, with two of those games taking place in the NCAA Tournament.
- Last December, UCLA defeated Gonzaga, 65-62, before a crowd of 12,272 at Intuit Dome in Inglewood, Calif.
- Two seasons ago, Gonzaga edged the Bruins in Honolulu, 69-65, playing in the final game of the Maui Invitational.
- UCLA first faced Gonzaga during the 1999-00 season, with Gonzaga securing a 59-43 win in Los Angeles.
- In 10 total matchups, UCLA and Gonzaga have faced off in the NCAA Tournament four times.
- Three of UCLA's past contests against Gonzaga have taken place at campus sites (twice at UCLA, once at Gonzaga).

LOOKING AT THE BRUINS

- Six Bruins have averaged at least nine points per game this season, led by Tyler Bilodeau (15.6 ppg).
- Donovan Dent (11.9 ppg) leads UCLA with 51 assists, averaging 6.4 assists per game (No. 3 in the Big Ten).
- Sky Clark ranks second on the team in scoring (12.7 ppg) and second in the Big Ten in 3-point percentage (51.4%).
- Donovan Dent has been named to national Player of the Year watch lists by the NABC and for the Wooden Award.
- Tyler Bilodeau (88.9%) and Sky Clark (86.4%) have both shot at least 80 percent this season at the free throw line.
- UCLA has four players currently averaging at least 4.0 rebounds per game (led by Eric Dailey Jr. at 5.125 rpg).

GUARD PLAY

- Both Sky Clark (12.7 ppg) and Donovan Dent (12.0 ppg) are averaging double figures in scoring this season.
- Donovan Dent (6.4 apg) and Trent Perry (2.5 apg) rank first and second on the team in assists per game.
- Donovan Dent, Sky Clark, Trent Perry and Jamar Brown have accounted for 49.6 percent of UCLA's total points.
- Jaylen Hands is the most recent UCLA player (14.2 ppg, 6.1 apg) to average at least 10.0 ppg and 6.0 apg in a season.
- Sky Clark (13 steals) and Donovan Dent (11 steals) rank first and second on the team, respectively, in total steals.

WHAT'S AHEAD?

- Following this Saturday's contest, the Bruins will host three consecutive non-conference games from Dec. 17-23.
- All four of UCLA's remaining December contests include opponents from the West Coast.
- Next week (Dec. 17), the Bruins will host Arizona State in Pauley Pavilion for the first time since March of 2024.
- The Bruins will close their 2025 calendar year with home games against Cal Poly (Dec. 19) and UC Riverside (Dec. 23).
- Big Ten play will resume for UCLA in early January, with a road trip to face Iowa (Jan. 3) and Wisconsin (Jan. 6).

KEY NOTES ABOUT UCLA

- The Bruins have returned four of their primary contributors from last season's squad. In addition, UCLA has welcomed back two redshirt players and has brought in five transfers. Three of UCLA's top four scorers from last year's squad have returned in seniors Tyler Bilodeau (13.5 ppg last season) and Sky Clark (8.5 ppg) and junior Eric Dailey Jr. (11.4 ppg).
- UCLA's five incoming transfer students include Xavier Booker (from Michigan State), Jamar Brown (from UMKC), Donovan Dent (from New Mexico), Steven Jamerson II (from San Diego) and Anthony Peoples Jr. (from North Carolina Central). Last season, Dent secured honorable mention All-America acclaim at New Mexico (averaged 20.4 ppg, 6.4 apg).
- Donovan Dent (point guard), Eric Dailey Jr. (small forward) and Tyler Bilodeau (power forward) have each been named to 20-person positional watch lists at the start of the season. Dent is on the Bob Cousy Award watch list, while Dailey Jr. has been tabbed to the Julius Erving Award watch list, and Tyler Bilodeau to the Karl Malone Award watch list.
- For the fourth consecutive season (last season), UCLA led its conference in scoring defense. The Bruins averaged 65.2 points allowed per game in 34 contests, which ranked No. 22 in the nation. UCLA led all Big Ten teams in scoring defense, finishing the year just ahead of Michigan State (67.1 ppg) and Maryland (67.2 ppg) in the scoring defense category.
- Through games played from 2010-11 through 2024-25, Coach Cronin was tied for the fifth-most victories of any NCAA Division I coach (373 wins in a 15-year span). He's tied on that list with Michigan State's Tom Izzo (373 wins) and trails Mark Few of Gonzaga (451), Bill Self of Kansas (426), John Calipari of Arkansas (397) and Randy Bennett of Saint Mary's (379).

325 Westwood Plaza, Los Angeles, CA 90095

Men's Basketball Contact	Alex Timiraos
Cell Phone	(310) 847-9231
E-mail	atimiraos@athletics.ucla.edu
Website	www.uclabruins.com

UCLA's media requests and all credential inquiries are coordinated through the university's Athletic Communications Office. Coach Cronin and selected student-athletes are available during the men's basketball season on designated dates. For details about media availability and all interview requests, please contact Alex Timiraos in the UCLA Athletic Communications Office.

Admission to the press seating area in Pauley Pavilion presented by Wescom is through credential only. All credential requests should be made through the Athletic Communications Office at least two days in advance. Media inquiries should be sent via email to Alex Timiraos (atimiraos@athletics.ucla.edu). The Athletic Communications Office will not credential photographers shooting on a freelance basis. All photography requests must be on assignment and for editorial purposes.

Founded	1919
Enrollment	46,676
Nickname	Bruins
Colors	Blue and Gold
Home Arena (capacity)	Pauley Pavilion (13,800)
Affiliation	NCAA Division I
Conference	Big Ten
Chancellor	Dr. Julio Frenk
Director of Athletics	Martin Jarmond
Athletic Dept. Phone	(310) 825-8699
Ticket Office Phone	(310) 825-2101

First Season	1919-20
All-Time Record	2037-922 (.688)
NCAA Tournament Appearances	53
NCAA Final Four Appearances	19
NCAA Championships	11
Regular-Season Conference Titles	32

2024-25 Record	23-11
2024-25 Big Ten Record (finish)	13-7 (tied-4th)
2024-25 Home / Road / Neutral	15-2 / 5-5 / 3-4
Lettermen Returning and Lost	6/7
Starters Returning and Lost	3/2
Newcomers in 2025-26	6
Incoming Transfers in 2025-26	5
Returning Redshirts in 2025-26	2
Head Coach	Mick Cronin
Coach Cronin at UCLA	145-66 (7th season)
Coach Cronin's Career Record	510-237 (23rd season)
Associate Head Coach	Darren Savino (7th season)
Assistant Coach	Rod Palmer (7th season)
Assistant Coach	Nate Georgetown (3rd season)
Assistant Coach	Nemanja "Yogi" Jovanovic (3rd season)
Assistant Coach	David Singleton (1st season)

No.	Name	Yr.	Pos.	Ht.	Wt.	Hometown (High School / Previous College)
0	Trent Perry	So.	G	6-4	190	West Covina, Calif. (Harvard-Westlake School)
1	Xavier Booker	Jr.	F/C	6-11	245	Indianapolis, Ind. (Cathedral HS / Michigan State)
2	Donovan Dent	Sr.	G	6-2	185	Riverside, Calif. (Centennial HS / New Mexico)
3	Eric Dailey Jr.	Jr.	G/F	6-8	230	Palmetto, Fla. (Oklahoma State University)
4	Jamar Brown	5th Sr.	G	6-5	200	Chandler, Ariz. (Hamilton HS / UMKC)
5	Brandon Williams	RS So.	G/F	6-7	230	Queens, N.Y. (Christ the King HS)
7	Christian Horry	RS Fr.	G	6-2	180	La Cañada, Calif. (Harvard-Westlake School)
8	Eric Freeny	RS Fr.	G	6-4	215	Corona, Calif. (Centennial HS)
10	Markell Alston	Fr.	G	6-1	185	Queensbridge, N.Y. (Christ the King HS)
21	Evan Manjikian	RS Jr.	F	6-8	235	Glendale, Calif. (Sierra Canyon School)
23	Anthony Peoples Jr.	RS Sr.	F/C	6-9	230	Corona, Calif. (Centennial HS / North Carolina Central)
24	Steven Jamerson II	RS Sr.	F/C	6-10	230	Los Angeles, Calif. (Crespi HS / Univ. of San Diego)
30	Jack Seidler	RS Jr.	G	6-4	215	Marlboro, N.J. (Marlboro HS)
34	Tyler Bilodeau	Sr.	F	6-9	235	Kennewick, Wash. (Kamiakin HS / Oregon State)
55	Skyv Clark	Sr.	G	6-3	210	Los Angeles, Calif. (Montverde Academy [FL] / Louisville)

No.	Name	Yr.	Pos.	Ht.	Wt.	Hometown (High School / Previous College)
10	Markell Alston	Fr.	G	6-1	185	Queensbridge, N.Y. (Christ the King HS)
34	Tyler Bilodeau	Sr.	F	6-9	235	Kennewick, Wash. (Kamiakin HS / Oregon State)
1	Xavier Booker	Jr.	F/C	6-11	245	Indianapolis, Ind. (Cathedral HS / Michigan State)
4	Jamar Brown	5th Sr.	G	6-5	200	Chandler, Ariz. (Hamilton HS / UMKC)
55	Skyv Clark	Sr.	G	6-3	210	Los Angeles, Calif. (Montverde Academy [FL] / Louisville)
3	Eric Dailey Jr.	Jr.	G/F	6-8	230	Palmetto, Fla. (Oklahoma State University)
2	Donovan Dent	Sr.	G	6-2	185	Riverside, Calif. (Centennial HS / New Mexico)
8	Eric Freeny	RS Fr.	G	6-4	215	Corona, Calif. (Centennial HS)
7	Christian Horry	Fr.	G	6-2	175	La Cañada, Calif. (Harvard-Westlake School)
24	Steven Jamerson II	RS Sr.	F/C	6-10	230	Los Angeles, Calif. (Crespi HS / Univ. of San Diego)
21	Evan Manjikian	RS Jr.	F	6-8	235	Glendale, Calif. (Sierra Canyon School)
23	Anthony Peoples Jr.	RS Sr.	F/C	6-9	230	Corona, Calif. (Centennial HS / North Carolina Central)
0	Trent Perry	So.	G	6-4	190	West Covina, Calif. (Harvard-Westlake School)
30	Jack Seidler	RS Jr.	G	6-4	215	Marlboro, N.J. (Marlboro HS)
5	Brandon Williams	RS So.	G/F	6-7	230	Queens, N.Y. (Christ the King HS)

Mick Cronin	Head Coach (7th season)	Cincinnati '97
Darren Savino	Associate Head Coach (7th season)	Jersey City College '16
Rod Palmer	Assistant Coach (7th season)	UC Irvine '90
Nate Georgetown	Assistant Coach (3rd season)	Cincinnati '19
Nemanja "Yogi" Jovanovic	Assistant Coach (3rd season)	University of Belgrade '09
David Singleton	Assistant Coach (1st season)	UCLA '23

Doug Erickson	Director of Administration	San Jose State '90
T.J. Wolf	Director of Player Personnel	Murray State '07
Trey Doty	Graduate Assistant	UCLA '25
Dave Andrews	Athletic Performance Coach	Ohio State '04
Alexa Blatt	Athletic Trainer	Nova Southeastern '15
Charlie Ibarra	Staff Associate	Gonzaga '18

Markell Alston (mar-KELL ALL-ston)
Bilodeau (BILL-uh-doh)
Xavier Booker (x-AY-vee-er BOOK-er)
Jamar Brown (juh-MAR brown)
Cronin (CRO-nen)
Trey Doty (tray DOH-tee)
Freeny (FREE-nee)
Georgetown (GEORGE-tin)
Horry (OR-ee)
Jamerson (JAY-mer-sin)
"Yogi" Jovanovic (YO-gee joe-VAH-no-vitch)
Manjikian (man-JEE-kee-in)
Savino (suh-VEE-no)
Seidler (SYDE-ler)

AP POLL
(Dec. 8, 2025 – Week 6)

RK	TEAM	RECORD	PTS
1	Arizona (33)	8-0	1461
2	Michigan (19)	8-0	1440
3	Duke (7)	10-0	1400
4	Iowa State (1)	9-0	1304
5	UConn	8-1	1263
6	Purdue	8-1	1173
7	Houston	8-1	1064
8	Gonzaga	9-1	1054
9	Michigan State	8-1	1017
10	BYU	7-1	1007
11	Louisville	8-1	877
12	Alabama	7-2	854
13	Illinois	7-2	771
14	North Carolina	8-1	724
15	Vanderbilt	9-0	686
16	Texas Tech	7-2	508
17	Arkansas	7-2	488
18	Florida	5-3	422
19	Kansas	7-3	380
20	Tennessee	7-3	286
21	Auburn	7-3	264
22	St. John's	5-3	254
23	Nebraska	9-0	180
24	Virginia	8-1	130
25	UCLA	7-2	79

Also receiving votes: Iowa (60), Oklahoma State (54), USC (50), Georgia (49), Saint Mary's (38), Seton Hall (31), Kentucky (29), Wisconsin (24), Indiana (18), Clemson (14), LSU (14), Villanova (9), California (6), Miami (4), Notre Dame (4), SMU (3), TCU (2), Miami Ohio (2), Arizona State (2), St. Bonaventure (1).

USA TODAY SPORTS, COACHES POLL
(Dec. 8, 2025 – Week 6)

RK	TEAM	RECORD	PTS
1	Michigan (17)	8-0	755
2	Arizona (11)	8-0	742
3	Duke (2)	10-0	723
4	Iowa State (1)	9-0	651
5	UConn	8-1	628
6	Purdue	8-1	617
7	Gonzaga	9-1	565
8	Houston	8-1	547
9	Michigan State	8-1	517
10	BYU	7-1	507
11	Louisville	8-1	456
12	Alabama	7-2	436
13	Illinois	7-2	371
14	Vanderbilt	9-0	365
15	North Carolina	8-1	341
16	Texas Tech	7-2	277
17	Arkansas	7-2	245
18	Florida	5-3	213
19	Kansas	7-3	208
20	Tennessee	7-3	170
21	St. John's	5-3	138
22	Nebraska	9-0	114
23	Iowa	8-1	77
24	Auburn	7-3	76
25	Virginia	8-1	67

Also receiving votes: Saint Mary's (52), UCLA (35), Oklahoma State (33), Wisconsin (32), USC (20), Seton Hall (16), Indiana (16), Kentucky (14), SMU (11), Clemson (7), Missouri (7), Ohio State (6), Georgia (5), Miami (4), LSU (4), Utah State (3), Yale (2), Baylor (1), California (1).

LOW PERCENTAGE

Sacramento State shot 24.1 percent in a game on Nov. 18, 2025, tied for the seventh-lowest opposing team's field goal percentage (24.1%) in a contest against UCLA since Dec. 1970. UCLA limited Mississippi Valley State to 19.7 percent shooting in a first-round NCAA Tournament game played at Honda Center in Anaheim, Calif., on March 20, 2008.

STRONG SCORING

Senior forward Tyler Bilodeau has shot 52.1 percent from the field (38-for-73), through seven games. The 6-foot-9 product from Kennewick, Wash., scored 16 consecutive points for UCLA early in the second half of last week's Big Ten win at Washington. From the 18:05 mark of the second half through the 14-minute mark, Bilodeau registered 16 points on six made shots and three free throws (all from and-one opportunities). He totaled 21 points in the game at Washington and, three days later, he registered 14 points and eight rebounds in UCLA's 74-63 win at home against Oregon.

YEAR TWO WITH ERIC DAILEY JR.

Junior guard/forward Eric Dailey Jr. has averaged 11.8 points, 5.1 rebounds and 1.6 assists per game, shooting 54.0 percent from the field. He made his season debut in a win over Pepperdine (Nov. 7), and has shot 44.4 percent from 3-point distance (12-for-27). Dailey Jr., who played in 33 of UCLA's 34 games as a sophomore last season, had a 15-point and 10-rebound effort against Sacramento State on Tuesday, Nov. 18. Dailey Jr. has totaled four career double-doubles – two at UCLA, and two during his freshman season at Oklahoma State (2023-24).

FIVE OR MORE BLOCKS

Junior forward/center Xavier Booker became UCLA's first player with at least five blocks in a game since Aday Mara registered five blocks last season in an NCAA Tournament win over Utah State (March 20, 2025, in Lexington, Ky.). Booker had 15 points and five blocks on Friday, Nov. 7, in the Bruins' 74-63 win at home versus Pepperdine. He became the Bruins' first player with at least 15 points, five rebounds and five blocked shots in a game since Dec. 30, 2023, when then-sophomore Adem Bona registered 15 points, 11 rebounds and five blocks in a 64-59 loss at Oregon in a Pac-12 contest.

SKYY IS THE LIMIT

Senior Skyy Clark has averaged 12.7 points and 2.7 rebounds through nine games. He joined the Bruins' program in the summer of 2024 after having averaged a team-leading 13.2 points per game at Louisville in 2023-24. Clark averaged 19.0 points and 2.5 rebounds in the Bruins' two wins last week. He scored 25 points at Washington on Wednesday, Dec. 3, connecting on 6 of 7 shots from 3-point range. He became UCLA's first player to have made six or more 3-pointers in a game since Dylan Andrews shot 7-for-9 from long-range against Oregon State in the Pac-12 Tournament in 2024.

RUNNING THE POINT

Senior Donovan Dent transferred from New Mexico to UCLA in the offseason and has averaged 12.0 points and 6.4 assists through eight games with the Bruins. Hailing from nearby Riverside, Calif., Dent scored 17 points and dished eight assists in the Bruins' 82-80 win at Washington on Wednesday, Dec. 3. Through games played on Tuesday, Dec. 10, Dent ranked third among all Big Ten players in assists per game (6.4 apg). Through 112 career games, Dent has scored at least 10 points in 73 contests and has registered 10 or more assists in seven career games.

FEARLESS REBOUNDER

Fifth-year senior Jamar Brown, who spent the past two seasons excelling at UMKC (Missouri Kansas City), has averaged 6.2 points and 4.4 rebounds in nine games. Brown's per-40-minute rebounding average currently equals 8.76 per game, with 40 total rebounds in 20.1 minutes per game. He ranks third on the team in total rebounds (40), behind Xavier Booker (46) and Eric Dailey Jr. (41). Brown led UMKC in scoring and rebounding in each of the past two seasons at UMKC. He enters this Saturday's game in Seattle, Wash., having shot 44.2 percent from the field (19-for-43).

TOP DEFENDERS

The Bruins' program has produced some of the nation's most talented defensive players over the past several seasons. Last year, then-senior Kobe Johnson was honored as one of five players on the Big Ten All-Defensive Team, closing the year at No. 6 in the conference in steals per game (1.6 spg, 55 steals in 34 games). Two seasons ago (2023-24), then-sophomore Adem Bona was honored as the Pac-12 Conference's Defensive Player of the Year. Bona led UCLA's team that season in blocks (58 blocks, 1.8 bpg) and was second in steals (37 steals, 1.1 spg). Three seasons ago (2022-23), then-junior Jaylen Clark was honored as the Naismith Men's Defensive Player of the Year and the NABC Defensive Player of the Year.

NOTES ON PAULEY PAVILION

This marks UCLA's 60th season playing basketball at Pauley Pavilion. Last year, the Bruins went 15-2 in Pauley Pavilion. The first game in Pauley took place on Dec. 3, 1965, as No. 1 UCLA defeated Ohio State, 92-66. UCLA spent 47 seasons in Pauley Pavilion before the venue was closed for an 18-month renovation (closed in March of 2011). UCLA hosted 18 home games in 2011-12 at the Los Angeles Sports Arena (14 games) near downtown L.A. and at the Honda Center in Anaheim (four games). UCLA returned home in Nov. 2012. This season marks the 14th year in the arena's updated configuration.

In 2023-24, CSUN snapped UCLA's 29-home-game winning streak with a 76-72 win over the Bruins (Dec. 19, 2023). Prior to that game, UCLA hadn't lost at home since an overtime setback (84-81) to Oregon on Jan. 13, 2022. Since taking over as UCLA's head coach prior to 2019-20, Mick Cronin has guided the Bruins to an 85-15 home record (85.0% win percentage).

UCLA'S NCAA TOURNAMENT HISTORY

The Bruins' program made its 53rd appearance at the NCAA Men's Basketball Tournament last March. UCLA has won 11 NCAA championships – most recently in 1995 – and has advanced to 19 Final Fours, most recently in 2021. The Bruins have totaled 23 appearances at the Elite Eight (Regional Finals) and 38 trips to the Sweet 16 (Regional Semifinals). UCLA has compiled an all-time tournament record of 116-46. The Bruins have posted a 56-29 record and have secured 17 trips to the tournament's Sweet 16 since the field expanded to include 64 teams in 1985.

OF NOTE: UCLA's six contests in the 1980 NCAA Tournament and one game in the 1999 NCAA Tournament were later vacated by NCAA action. Those contests and NCAA Tournament appearances are not recognized by the NCAA. The numbers listed above do include those contests and tournament appearances.

LOWEST OPPOSING FG PERCENTAGES

(since Nov. 2019, the start of Coach Cronin's career at UCLA)

DATE	OPPONENT	FG-FGA	FG PCT
02/18/23	California (in Pauley Pavilion)	11-50	22.0%
11/26/19	Chaminade (in Maui)	14-60	23.3%
11/18/25	Sacramento State (in Pauley Pavilion)	13-54	24.1%
02/08/20	Arizona (at McKale Center)	15-59	25.4%
11/21/23	Chaminade (in Maui)	15-58	25.9%

MISCELLANEOUS NOTES ON UCLA

- UCLA has shot 50.0 percent or better in two games this season -- 62.7 percent in a win over Presbyterian (Nov. 21) and 52.8 in a victory at Washington (Dec. 3). The shooting percentage against Presbyterian earlier this season was the Bruins' best single-game mark since making 62.7 percent of its shots against Michigan in an 102-84 win in Pauley Pavilion on Dec. 10, 2016. The Bruins shot 39-of-58 in that victory against Michigan in 2016.
- Senior guard Donovan Dent has averaged 6.4 assists per game in eight contests this season. Since assists were routinely recorded at UCLA, starting in 1973-74, only three student-athletes have logged at least 7.0 assists per game in one season (Pooh Richardson, twice, as well as Lonzo Ball in 2016-17 and Larry Drew II in 2012-13).
- The Bruins' 15-man roster this season includes eight student-athletes who are from the Southern California region. All 15 student-athletes are from the United States. Looking at the eight local players, five are from Los Angeles County and three are from Riverside County (Donovan Dent, Eric Freeny and Anthony Peoples Jr. all went to Corona Centennial HS).
- UCLA has two student-athletes who were on the roster in 2022-23 (Evan Manjikian, Jack Seidler) and three players who were on the roster in 2023-24 (Manjikian, Seidler and Brandon Williams). Four of UCLA's most prominent contributors, in Tyler Bilodeau, Skyy Clark, Eric Dailey Jr. and Trent Perry, are back from last year's team.
- Last season, UCLA's assist-turnover ratio (1.55-to-1) ranked No. 20 in the nation and second in the Big Ten. The Bruins concluded the year with an assist-turnover ratio of 1.55, but posted a ratio of 1.81 in the team's final 15 games.
- Since the start of the 2020-21 season, the Bruins have gone 71-30 in conference play (logging a 70.3 win percentage). UCLA went 13-7 in Big Ten play last season, tied for fourth place in the 18-team league standings.

MINUTES DISTRIBUTION

No players on UCLA's roster in 2024-25 averaged more than 30 minutes per game. Last season, then-senior Kobe Johnson led the team in minutes played, averaging 29.0 minutes per game. Since UCLA began recording minutes in 1978-79, the Bruins have always had at least one player average 30.0 or more minutes per game, by the end of the year. In 2019-20, then-freshman Tyger Campbell finished the year as the Bruins' leader in minutes per game (30.0 mpg).

ADDITIONAL NOTES ON COACH CRONIN

- Head coach Mick Cronin has guided the program to an overall mark of 145-66, now in his seventh year at UCLA.
- In four NCAA Tournament trips, Coach Cronin has led the Bruins to a 10-4 record.
- Coach Cronin earned Pac-12 Coach of the Year honors in 2020 (his first year at UCLA) and 2023 (his fourth year).
- Coach Cronin has led his teams to at least 20 wins in 15 of 22 previous seasons as a college head coach.
- Coach Cronin's teams have averaged 24.9 victories per season over the last 15 years (2010-11 through 2024-25).
- Coach Cronin has twice led his teams to 31 victories (2022-23 at UCLA, and in 2017-18 at Cincinnati).

CONSECUTIVE THREE-POINTERS

UCLA has made at least one 3-pointer in each of its last 73 games. The Bruins went 0-for-6 from long range in a 78-58 win against Long Island University early in the 2023-24 season in Pauley Pavilion (on Nov. 15, 2023). That game snapped a streak of 792 consecutive contests with at least one made 3-pointer by UCLA. That 3-point streak began after the Bruins finished 0-for-14 from 3-point distance in a home loss to No. 2 Stanford (78-63) on Feb. 3, 2000. The Bruins' single-game 3-point record stands at 19 made 3-pointers (going 19-for-31) in an 104-89 win at Colorado on Jan. 12, 2017.

ABOUT UCLA'S RADIO BROADCAST TEAM

The UCLA Department of Athletics signed a multi-year agreement with Cumulus Media in the summer of 2025, as Talk Radio 790 KABC now serves as the flagship station of the UCLA Bruins Audio Network. UCLA Athletics and JMI Sports announced an 11-year multimedia rights partnership in Sept. 2024, coinciding with the Bruins' move to the Big Ten Conference.

KABC-AM 790 has become the new radio broadcast home for the UCLA football and men's basketball programs, serving all of Southern California with its powerful 6,600-watt signal. With the move to KABC-AM 790, the Bruins have become the primary sports team on the radio station, signaling a departure from sharing the airwaves with other major professional sports teams in the Los Angeles region.

Each of UCLA's regular-season men's basketball games in 2025-26 are being televised or streamed live on a variety of national networks, including FOX, CBS, NBC and Peacock, and Big Ten Network.

Josh Lewin has entered his 10th season as the play-by-play voice for the UCLA men's basketball and football teams. He has served as the Bruins' basketball voice since the start of the 2016-17 season. During that span, the Bruins have played in six NCAA Tournaments with trips to the Sweet 16 in 2017, 2021, 2022 and 2023. Lewin and broadcast partner Tracy Murray called the Bruins' memorable run from the First Four to the Final Four in 2021.

Prior to joining UCLA's broadcast team, Lewin had spent seven seasons as a play-by-play voice for the New York Mets. In addition, he served as the voice for the NFL's San Diego Chargers for 12 seasons (2005-17) before the team relocated to Los Angeles. Lewin has over two decades of experience calling NFL, MLB, NHL and NCAA football and basketball games.

Murray, who played for the Bruins from 1990-92, enters his 17th season as a radio analyst. He was selected in the first round of the 1992 NBA Draft by the San Antonio Spurs and enjoyed a 12-year NBA career. He returned to his alma mater as a broadcaster in 2008, calling games as an analyst until 2015. Murray spent one season (2015-16) as an assistant coach with the L.A. Lakers. He returned to the broadcast position in the fall of 2016 and has worked alongside Lewin for the past eight years. Murray ranks 11th on UCLA's all-time scoring list (1,792 points, 98 games).

Fans around the nation can list to UCLA's games on SIRIUS and XM Satellite Radio. UCLA broadcasts can also be heard online (uclabruins.com/watch), as well as through the UCLA Bruins Mobile App, which is available for download on iTunes and Google Play (free of charge).



Josh Lewin (left) and Tracy Murray

UCLA, AT A GLANCE

NCAA Championships:	11
NCAA Final Four Appearances:	19
NCAA Regional Finals (Elite Eight):	23
NCAA Regional Semifinals (Sweet 16):	38
NCAA Tournament Appearances:	53
Overall NCAA Tournament Record:	116-46
Overall Record at the Final Four:	28-7

COACH CRONIN'S HEAD COACHING CAREER

NCAA Tournament, Past Appearances:	15
Overall NCAA Tournament Record:	17-15
NCAA Final Four Appearances:	1
NCAA Regional Finals (Elite Eight):	1
NCAA Regional Semifinals (Sweet 16):	4

UCLA'S RECENT 30-POINT PERFORMANCES

<i>UCLA's Player</i>	<i>Points</i>	<i>Opponent</i>
Dylan Andrews	31	vs. Oregon State
Date: March 13, 2024 ... scored a career-high 31 points in UCLA's 67-57 win against Oregon State in the first round of the Pac-12 Tournament ... knocked down 7 of 9 attempts from 3-point distance.		

Jaime Jaquez Jr.	30	at Washington
Date: Feb. 28, 2022 ... scored a career-high 30 points ... 11-for-17 from the field, 7-for-10 at the free throw line ... scored 17 points in the second half ... UCLA won the game at Washington, 77-66.		

Johnny Juzang	32	at Washington
Date: Feb. 13, 2021 ... scored a career-high 32 points in UCLA's 64-61 win at Washington ... scored 21 of UCLA's 26 points in the first half ... made 12 of 23 shots and was 5-or-12 from 3-point distance.		

Chris Smith	30	vs. Colorado
Date: Jan. 30, 2020 ... totaled a career-high 30 points in a 72-68 home victory versus Coloado ... shot 8-for-16 from the field, 13-for-15 at the free throw line ... scored 16 of 30 points in the second half.		

Kris Wilkes	34	vs. Arizona
Date: Jan. 26, 2019 ... totaled a career-high 34 points in a 90-69 home win against Arizona ... shot 12-for-16 from the field, 5-for-7 from 3-point range ... was a perfect 5-for-5 at the free throw line.		

Aaron Holiday	34	vs. Stanford
Date: March 8, 2018 ... scored 34 points in back-to-back games ... UCLA defeated Stanford (88-77) in the quarterfinals of the Pac-12 Tournament ... Holiday made 12 of 25 shots in the win.		

RECENT OPPOSING 30-POINT PERFORMANCES

<i>Opposing Player</i>	<i>Points</i>	<i>Opponent</i>
Dawson Garcia	32	vs. Minnesota
Date: Feb. 18, 2025 ... Garcia scored 27 of his team-high 32 points in the second half as Minnesota erased a 17-point first-half deficit in a game at UCLA ... Garcia shot 9-for-15 from the field (11/12, FT).		

Vladislav Goldin	36	vs. Michigan
Date: Jan. 7, 2025 ... Goldin, a 7-foot-1 center, scored 21 of his team-leading 36 points in the first half of Michigan's 94-75 victory ... he shot 13 for 18 overall and was 9-for-11 at the free throw line.		

Keion Brooks Jr.	32	at Washington
Date: Feb. 29, 2024 ... Brooks Jr. scored 22 of his team-leading 32 points in the second half of Washington's 94-77 win ... he was 8-for-14 from the field and 6-for-7 from 3-point distance.		

Jahmir Young	37	vs. Maryland
Date: Dec. 22, 2023 ... Young scored 23 of his game-high 37 points in the first half ... he shot 13 for 19 and was 4-for-6 from 3-point distance, scoring over half of Maryland's points that night (69).		

Anton Watson	32	vs. Gonzaga
Date: Nov. 22, 2023 ... Watson made 14-of-15 shots in Gonzaga's 69-65 win at the Maui Invitational in Honolulu ... was 3-for-3 from 3-point distance ... scored 15 of his 32 points in the first half.		

Bruins in the Classroom

Student-Athlete	Year	Major
Markell Alston	FR	undeclared
Tyler Bilodeau	SR	sociology
Xavier Booker	JR	sociology
Jamar Brown	5th SR	graduate program
Skyy Clark	SR	African-American studies
Eric Dailey Jr.	JR	sociology
Donovan Dent	SR	sociology
Eric Freeny	Rs. FR	business economics
Christian Horry	Rs. FR	business economics
Steven Jamerson II	Rs. SR	graduate program
Evan Manjikian	Rs. JR	economics
Anthony Peoples Jr.	Rs. SR	graduate school of education
Trent Perry	SO	undeclared
Jack Seidler	Rs. JR	sociology
Brandon Williams	Rs. SO	African-American studies

Breakdown by Year in School

Seniors (6): Tyler Bilodeau, Jamar Brown, Skyy Clark, Donovan Dent, Steven Jamerson II, Anthony Peoples Jr.

Juniors (4): Xavier Booker, Eric Dailey Jr., Evan Manjikian, Jack Seidler

Sophomores (2): Trent Perry, Brandon Williams

Freshmen (3): Markell Alston, Eric Freeny, Christian Horry

Breakdown by Home State

California (8): Skyy Clark, Donovan Dent, Eric Freeny, Christian Horry, Steven Jamerson II, Evan Manjikian, Anthony Peoples Jr., Trent Perry

New York (2): Markell Alston, Brandon Williams

Arizona (1): Jamar Brown

Florida (1): Eric Dailey Jr.

Indiana (1): Xavier Booker

New Jersey (1): Jack Seidler

Washington (1): Tyler Bilodeau

Bruins in the NBA (December 2025)

Player	NBA Team	NBA Season	Years in NBA	Years at UCLA
Kyle Anderson	Utah Jazz	12th season	2015-2025	2013-2014
Lonzo Ball	Cleveland Cavaliers	9th season	2018-2025	2017
Adem Bona	Philadelphia 76ers	2nd season	2025	2023-2024
Jaylen Clark	Minnesota Timberwolves	2nd season	2025	2021-2023
Aaron Holiday	Houston Rockets	8th season	2019-2025	2016-2018
Jrue Holiday	Portland Trail Blazers	17th season	2010-2025	2009
Jaime Jaquez Jr.	Miami Heat	3rd season	2024-2025	2020-2023
Johnny Juzang	Minnesota Timberwolves	4th season	2023-2025	2021-2022
Zach LaVine	Sacramento Kings	12th season	2015-2025	2014
Kevon Looney	New Orleans Pelicans	11th season	2016-2025	2015
Kevin Love	Utah Jazz	18th season	2009-2025	2008
Norman Powell	Miami Heat	11th season	2016-2025	2012-2015
Peyton Watson	Denver Nuggets	4th season	2023-2025	2022
Russell Westbrook	Sacramento Kings	18th season	2009-2025	2007-2008

• UCLA had 14 former players on NBA opening week rosters this season (2025-26). Since 1948, UCLA has produced the second-most NBA draft selections (126). Kentucky tops that list with 145. Trailing Kentucky and UCLA are North Carolina (118) and Duke (115). The Bruins' program also has several players competing in the NBA G League.

UCLA's Triple-Double Notes

The Bruins have four triple-doubles in their record book, including three since the assist became an official NCAA stat prior to the 1983-84 season. Most recently, Kyle Anderson had a triple-double as a sophomore in Nov. 2013.

Player	Date	UCLA's Opponent	Result	PTS	RBS	AST	BLK
Kyle Anderson	11/22/2013	Morehead State	W, 81-70	13	12	11	3
Toby Bailey	12/18/1995	Stephen F. Austin	W, 109-88	23	10	10	1
Jelani McCoy	12/09/1995	Maryland	W, 73-63	15	10	0	11
Bill Walton	12/08/1973	SMU	W, 77-60	25	16	11	—

• Last season, then-senior guard Kobe Johnson was close to notching a triple-double in a 78-54 win against Penn State on Feb. 8, 2024, in Pauley Pavilion. Johnson totaled 15 points, 13 rebounds and six assists (and had four steals). He shot 7-for-12 from the field and had no turnovers as the Bruins registered their seventh consecutive win.

• In 2020-21, Chris Smith had 26 points, 12 rebounds and six assists in a triple-overtime victory over Pepperdine (Nov. 27, 2020). In 2017-18, Aaron Holiday came close to notching a triple-double with 23 points, nine assists and six rebounds in an 82-79 victory at home against USC (Feb. 3, 2018). Holiday also approached triple-double territory in a win at home against Stanford (March 8, 2018). Holiday totaled a career-high-tying 34 points, eight assists and seven rebounds.

• As a freshman in 2018-19, Moses Brown finished with 23 points, 14 rebounds and eight blocks in UCLA's 95-58 victory against Saint Francis of Pennsylvania (Nov. 16, 2018). He became UCLA's first player since Jerome Moiso (Jan. 22, 2000, versus Arizona State) to have recorded at least 20 points and five blocks in a game. The Bruins have not had any player with a triple-double of the point-rebound-block variety since Jelani McCoy on Dec. 9, 1995 (stats located above).

Looking at Free Throw Attempts

Free Throw Shooting (Team)

Shooting 100 Percent: UCLA last shot 100 percent at the free throw line in a 72-47 win over Utah State in last season's NCAA Tournament in Lexington, Ky. (March 20, 2025). UCLA shot 10-for-10. Previously, the Bruins shot 100 percent at the line in a semifinal victory against USC at the Pac-12 Tournament (March 11, 2022).

Opponent, Shooting 100 Percent: The last opposing team to be perfect at the free throw line with at least five made free throws was Pepperdine (Nov. 7, 2025), in the Bruins' second game of the season (Pepperdine shot 13-for-13). The record for an opposing team, shooting 100 percent at the line against UCLA, was accomplished by St. John's on Dec. 12, 1987 (18-for-18).

Fewest free throws: For UCLA, the fewest free throw attempts in one game has been four, since the early 1970s. Most recently, UCLA was 3-for-4 at the free throw stripe in a win at Utah on Feb. 25, 2021. In the season opener in 2022-23, the Bruins shot 2-for-5 at the line in a 76-50 win against Sacramento State in Pauley Pavilion (11-7-2022).

The fewest made free throws for UCLA has been one, since the early 1970s, and this has taken place in two games. In 2021-22, UCLA shot 1-for-6 (FTs) in a victory over Bellarmine (11-22-2021). UCLA was 1-for-4 (FTs) in a loss to Kentucky in Chicago on Dec. 20, 2014.

No free throws: For the opposition, there have been two games since the early 1970s in which UCLA's opponent has not attempted a free throw. Most recently, Utah did not get to the line in UCLA's 76-61 win at the Jon M. Huntsman Center on Feb. 25, 2021. In addition, Delaware State did not shoot a free throw in UCLA's victory in Pauley Pavilion (11-19-2005).

Free Throw Shooting (UCLA Player)

Shooting 100 Percent: With a minimum of five made free throws, Tyler Bilodeau (5-for-5 against Oregon on Dec. 6 and 6-for-6 versus West Georgia on Nov. 10, both this season) is the most recent UCLA player to have been perfect at the free throw line. With at least 10 attempts, Sebastian Mack (13-for-13, on 11-20-2023) was perfect at the line versus Marquette in Honolulu during his freshman season. Tyger Campbell shot 12-for-12 at the line in a victory over Northwestern in the second round of the 2023 NCAA Tournament in Sacramento, Calif. (3-18-2023).

UCLA, Perfect with Free Throws

*minimum of 10 or more free attempts
going back through the 1997-98 basketball season*

Player	FTs	Date
Sebastian Mack	13/13	11-20-2023 vs. Marquette (in Honolulu, Maui Invitational)
Tyger Campbell	12/12	3-18-2023 vs. Northwestern (NCAA Tournament 2nd Round)
Jaime Jaquez Jr.	10/10	12-30-2022 at Washington State

Jordan Adams	10/10	11-28-2013 vs. Nevada (Orleans Arena, in Las Vegas)
Jordan Adams	16/16	11-13-2012 vs. UC Irvine (in Pauley Pavilion)
Malcolm Lee	10/10	2-20-2011 at California
Darren Collison	13/13	1-26-2008 at Oregon State
Arron Afflalo	10/10	3-22-2007 vs. Pittsburgh (San Jose, Calif., Sweet 16)
Arron Afflalo	12/12	1-7-2006 at Arizona State
Jason Kapono	10/10	11-20-2001 vs. Ball State (at the Maui Invitational)
Jason Kapono	12/12	12-2-2000 vs. Georgia Tech (Wooden Classic, in Anaheim)

Opponents, Perfect with Free Throws

*minimum of 10 or more free attempts
going back through the 1997-98 basketball season*

Player	FTs	Date
Jaylen Wells	10/10	3-2-2024 Washington State (in Pullman, Wash.)
Boogie Ellis	10/10	1-26-2023 USC (at the Galen Center)
Ethan Thompson	11/11	3-11-2021 Oregon State (at the Pac-12 Tournament)
Desure Buie	13/13	11-21-2019 Hofstra (in Pauley Pavilion)

Zeke Nnaji	10/10	2-8-2020 Arizona (in Tucson, Ariz.)
Shane Gatling	10/10	3-7-2019 Colorado (in Boulder, Colo.)
Joseph Young	10/10	1-30-2014 Oregon (in Eugene, Ore.)
Jabari Brown	10/10	12-7-2013 Missouri (in Columbia, Mo.)
Klay Thompson	12/12	12-29-2010 Washington State (in Pauley Pavilion)
Tyler Rochestie	10/10	2-21-2009 Washington State (in Pauley Pavilion)
Justin Dentmon	10/10	1-24-2009 Washington (in Seattle, Wash.)
Cedric Essola	10/10	11-29-2008 Florida International (in Pauley Pavilion)
Ryan Mendez	10/10	3-3-2001 Stanford (in Pauley Pavilion)
Justin Wessel	10/10	2-19-2000 Arizona (in Tucson, Ariz.)

TRENDS AND RECORDS

The Bruins have gone 39-24 in games decided by five points or fewer under head coach Mick Cronin (includes all overtime games, regardless of the final score margin). Through Coach Cronin's final three seasons at Cincinnati (2016-17 through 2018-19), his teams went 18-7 in such situations. From 2016-17 through 2025-26, Coach Cronin's teams have gone 57-31 in these contests. In addition, UCLA has gone 65-13 when forcing at least 15 turnovers by the opponent (8-1 in 2019-20, 6-1 in 2020-21, 10-2 in 2021-22, 21-3 in 2022-23, 5-0 in 2023-24, 10-5 in 2024-25 and 5-1 this season).

Games Decided by Five Points or Fewer			Holding the Opposition to 70 Points or Fewer			Limiting the Opposition to 65 Points or Fewer		
Season	Record	Games	Season	Record	Games	Season	Record	Games
2019-20	7-3	10	2019-20	18-1	19	2019-20	16-1	17
2020-21	12-4	16	2020-21	19-3	22	2020-21	15-1	16
2021-22	3-4	7	2021-22	20-1	21	2021-22	19-0	19
2022-23	4-3	7	2022-23	29-2	31	2022-23	25-2	27
2023-24	4-6	10	2023-24	15-10	25	2023-24	14-4	18
2024-25	8-3	11	2024-25	19-2	21	2024-25	16-1	17
2025-26	1-1	2	2025-26	5-1	6	2025-26	5-0	5
TOTALS	39-24	63	TOTALS	125-20	145	TOTALS	110-9	139

COMEBACKS AND DEFICITS

<i>UCLA's comebacks in 2023-24</i>					
Trailed at Washington by 11 points (18-7) with 13:20 to play, second half			UCLA won, 82-80	Dec. 3, 2025	
<i>Opponents' comebacks in 2025-26</i>					
California trailed by 8 points (8-0) with 16:55 to play, first half			California won, 80-72	Nov. 25, 2025	
Arizona trailed by 8 points (57-49) with 7:10 to play, second half			Arizona won, 69-65	Nov. 14, 2025	
<i>UCLA's comebacks in 2024-25</i>					
Trailed Arizona by 13 points in Phoenix (49-36) with 10:45 to play, second half			UCLA won, 57-54	Dec. 14, 2024	
Trailed Wisconsin by 9 points (41-32) with 0:30 to play, first half			UCLA won, 85-83	Jan. 21, 2024	
<i>Opponents' comebacks in 2024-25</i>					
North Carolina trailed by 16 points (59-36) with 12:50 to play, second half (in NYC)			UNC won, 76-74	Dec. 21, 2024	
Minnesota trailed by 17 points (29-12) with 5:30 to play, first half			Minnesota won, 64-61	Feb. 18, 2025	
<i>UCLA's comebacks in 2023-24</i>					
Trailed at Arizona State by 15 points (39-24) with 18:10 to play, second half			UCLA won, 68-66	Jan. 17, 2024	
Trailed Arizona State by 9 points (43-34) with 9:30 to play, second half			UCLA won 59-47	March 9, 2024	
Trailed at Oregon State by 9 points (28-19) with 3:35 to play, first half			UCLA won, 69-62	Dec. 28, 2023	
Trailed Lafayette by 9 points (43-34) with 15:20 to play, second half			UCLA won, 68-50	Nov. 10, 2023	
<i>Opponents' comebacks in 2023-24</i>					
Arizona trailed by 19 (32-13) with 7:20 to play, first half (in Tucson)			Arizona won, 77-71	Jan. 20, 2024	
Washington State trailed by 13 (19-6) with 13:30 to play, first half (in Pullman)			Washington State won, 77-65	March 2, 2024	
Marquette trailed by 12 (45-33) with 15:02 to play, second half (in Honolulu)			Marquette won, 71-69	Nov. 20, 2023	
<i>UCLA's comebacks in 2022-23</i>					
Trailed at Washington State by 12 points (35-23) with 2:00 to play, first half			UCLA won, 67-66	Dec. 30, 2022	
Trailed Arizona by 11 points (13-2) with 14:21 to play, first half (at UCLA)			UCLA won, 82-73	March 4, 2023	
Trailed at Colorado by 10 points (21-11) with 7:45 to play, first half			UCLA won, 60-56	Feb. 26, 2023	
<i>Opponents' comebacks in 2022-23</i>					
Illinois trailed by 15 points (44-29) with 17:50 to play, second half (in Las Vegas)			Illinois won, 79-70	Nov. 18, 2022	
Gonzaga trailed by 13 (44-31) with 1:20 to play, first half (in Las Vegas)			Gonzaga won, 79-76	March 23, 2023	
USC trailed by 13 (40-27) with 17:45 to play, second half (at USC)			USC won, 77-64	Jan. 26, 2023	
<i>UCLA's comebacks in 2021-22</i>					
Trailed Villanova by 10 points (60-50) with 9:20 to play, second half			UCLA won, 86-77 (OT)	Nov. 12, 2021	
Trailed Akron by 7 points (49-42) with 5:30 to play, second half			UCLA won, 57-53	March 17, 2022	
<i>Opponents' comebacks in 2021-22</i>					
Arizona trailed by 12 points (53-41) with 17:17 to play, second half			Arizona won, 84-76	March 12, 2022	
Oregon trailed by 9 points (35-26) with 0:47 to play, first half			Oregon won, 84-81 (OT)	Jan. 13, 2022	
North Carolina trailed by 8 points (24-16) with 7:45 to play, first half			UNC won, 73-66	March 25, 2022	
<i>UCLA's comebacks in 2020-21</i>					
Trailed Michigan State by 14 points (40-26) with 2:38 to play, first half			UCLA won, 86-80 (OT)	March 18, 2021	
Trailed Washington by 12 points (39-27) with 1:25 to play, first half			UCLA won, 81-76	Jan. 16, 2021	
Trailed Utah by 12 points (16-4) with 15:41 to play, first half			UCLA won, 72-70	Dec. 31, 2020	
<i>Opponents' comebacks in 2020-21</i>					
Oregon State trailed by 16 points (32-16) with 2:00 to play, first half			OSU won, 83-79 (OT)	March 11, 2021	
USC trailed by 11 points (36-25) at halftime			USC won, 64-63	March 6, 2021	
Oregon trailed by 9 points (58-49) with 11:56 to play, second half			Oregon won, 82-74	March 3, 2021	
<i>UCLA's comebacks in 2019-20</i>					
Trailed Washington by 12 points (39-27) with 18:25 to play, second half			UCLA won, 67-57	Feb. 15, 2020	
Trailed Washington State by 12 points (58-30) with 13:40 to play, second half			UCLA won in OT, 86-83	Feb. 13, 2020	
<i>Opponents' comebacks in 2019-20</i>					
Hofstra trailed by 13 points (32-19) with 8:13 to play, first half			Hofstra won, 88-78	Nov. 21, 2019	
Washington State trailed by 11 (50-39) with 13:30 to play, second half			WSU won in OT, 79-71	Jan. 4, 2020	
<i>UCLA's comebacks in 2018-19</i>					
Trailed Oregon by 19 points (47-28) with 19 minutes left, second half			UCLA won, 90-83	Feb. 23, 2019	
Trailed at Oregon by 17 points (65-48) with 6:53 to go, second half			UCLA won in OT, 87-84	Jan. 10, 2019	
Trailed at California by 11 points (36-25) with 19:07 left, second half			UCLA won in OT, 75-67	Feb. 13, 2019	
<i>Opponents' comebacks in 2018-19</i>					
Utah trailed UCLA by 22 points (69-47) with 12:10 remaining, second half			Utah won, 93-92	Feb. 9, 2019	
Belmont trailed UCLA by 12 points (57-45) with 15:02 to play, second half			Belmont won, 74-72	Dec. 15, 2018	

UCLA IN OVERTIME

The Bruins have gone 9-6 in their last 15 overtime contests. UCLA did not play any overtime contests in 2024-25, 2023-24 or 2022-23. The Bruins went 1-2 in overtime in 2021-22 and 4-3 in overtime in 2020-21. Three of the Bruins' six NCAA Tournament games in 2021 advanced into overtime (2-1, in those three NCAA Tournament contests).

HEADED TO DOUBLE OVERTIME

The Bruins lost, 87-84, in triple overtime at Arizona State on Feb. 5, 2022. That marked the Bruins' second triple overtime contest in as many seasons (UCLA downed Pepperdine, 107-98, at San Diego State in triple overtime on Nov. 27, 2020).

The list of games below includes UCLA's overtime results since the start of the 1985-86 season.

Date	Opponent	W/L	Score
02/05/22	Arizona State	L	84-87 A 3-OT
01/13/22	Oregon	L	81-84 H 1-OT
11/12/21	Villanova	W	86-77 H 1-OT
04/03/21	Gonzaga	L	90-93 N 1-OT
03/28/21	Alabama	W	88-78 N 1-OT
03/18/21	Michigan State	W	86-80 N 1-OT
03/11/21	Oregon State	L	79-83 N 1-OT
01/23/21	Stanford	L	72-73 A 1-OT
01/07/21	Arizona State	W	81-75 A 1-OT
11/27/20	Pepperdine	W	107-98 N 3-OT
02/13/20	Washington State	W	86-83 H 1-OT
01/04/20	Washington State	L	71-79 A 1-OT
02/28/19	USC	W	93-88 H 1-OT
02/13/19	California	W	75-67 A 1-OT
01/10/19	Oregon	W	87-84 A 1-OT
03/09/18	Arizona	L	67-78 N 1-OT
02/17/18	Oregon	W	86-78 H 1-OT
01/04/18	Stanford	L	99-107 A 2-OT
12/09/17	Michigan	L	69-78 A 1-OT
11/15/17	Central Arkansas	W	106-101 H 1-OT
01/01/16	Washington	L	93-96 A 2-OT
11/13/15	Monmouth	L	81-84 H 1-OT
01/08/15	Stanford	W	86-81 H 2-OT
02/27/14	Oregon	L	83-87 H 2-OT
02/27/13	Arizona State	W	79-74 H 1-OT
01/30/13	USC	L	71-75 H 1-OT
12/28/12	Missouri	W	97-94 H 1-OT
11/13/12	UC Irvine	W	80-79 H 1-OT
03/05/11	Washington State	W	58-54 A 1-OT
02/20/11	California	L	72-76 A 1-OT
01/29/11	Arizona State	W	73-72 A 1-OT
01/28/10	Oregon	L	66-71 A 1-OT
01/06/10	California	W	76-75 A 1-OT
11/16/09	Cal State Fullerton	L	65-68 H 2-OT
01/17/09	Arizona State	L	58-61 H 1-OT
03/06/08	Stanford	W	77-67 H 1-OT
03/08/07	California	L	69-76 N 1-OT
03/02/06	California	W	67-58 A 1-OT
02/03/05	Washington State	W	58-56 A 1-OT
01/06/05	Washington State	W	80-77 H 2-OT
02/25/04	USC	L	77-78 A 1-OT
02/12/04	Arizona State	L	62-74 A 1-OT
01/10/04	Washington	W	86-84 A 1-OT
12/13/03	Loyola Marymount	W	69-66 H 1-OT
03/13/03	Arizona	W	96-89 N 1-OT
02/20/03	California	W	76-75 H 1-OT
01/30/03	Oregon	L	91-96 H 1-OT
11/26/02	San Diego	L	81-86 H 1-OT
03/17/02	Cincinnati	W	105-101 N 2-OT
02/24/01	Oregon State	W	68-65 A 1-OT
02/15/01	Arizona	W	79-77 H 1-OT
11/10/00	Kentucky	W	97-92 N 1-OT
03/04/00	Stanford	W	94-93 A 1-OT
12/23/99	South Florida	W	103-98 N 1-OT
01/04/99	Arizona State	W	88-85 H 1-OT
02/18/98	USC	W	82-75 A 1-OT
03/20/97	Iowa State	W	74-73 N 1-OT
01/30/97	Oregon	L	85-87 A 1-OT
01/18/97	Arizona	W	84-78 H 1-OT
11/20/96	Tulsa	L	76-77 H 1-OT
03/07/96	Washington	W	91-88 H 1-OT
01/04/96	Washington State	W	78-73 A 1-OT
02/16/95	Arizona State	W	82-77 H 1-OT
03/21/93	Michigan	L	84-86 N 1-OT
01/18/92	Oregon State	W	87-81 H 1-OT
02/10/91	Arizona	L	94-105 H 1-OT
01/24/91	Oregon State	L	96-97 A 2-OT
02/20/88	Arizona	L	76-78 H 1-OT
12/23/87	Stanford	L	110-116 A 2-OT
01/18/87	Oregon State	W	69-67 H 1-OT
02/15/86	Arizona State	L	73-74 A 1-OT
02/06/86	Washington	W	94-89 H 1-OT
01/11/86	Washington State	W	81-80 A 2-OT

AGAINST TOP-RANKED OPPONENTS

UCLA has totaled 12 wins over top-10 teams since the start of the 2015-16 season. The Bruins have won eight of their last 19 games against “top-five” teams. The Bruins last faced a team ranked among the AP’s top 10 on Nov. 14, 2025.

The last time that UCLA ...

Faced a top-10 team:	vs. No. 5 Arizona	L, 69-65	Nov. 14, 2025
Faced a top-10 team at home:	vs. No. 9 Michigan State	W, 63-61	Feb. 4, 2025
Faced a top-10 team in a true road game:	at No. 7 Arizona	L, 76-66	Feb. 3, 2022
Defeated a top-10 team:	vs. No. 9 Michigan State	W, 63-61	Feb. 4, 2025
Defeated a top-10 team in a true road game:	at No. 4 Arizona	W, 77-72	Feb. 25, 2017
Faced a top-10 non-conference team:	vs. No. 5 Arizona	L, 69-65	Nov. 14, 2025
Faced a top-10 non-conference team at home:	vs. No. 4 Villanova	W, 86-77	Nov. 12, 2021
Defeated a top-10 non-conference team:	vs. No. 4 Villanova	W, 86-77	Nov. 12, 2021
Defeated a top-10 non-conference team at home:	vs. No. 4 Villanova	W, 86-77	Nov. 12, 2021
Defeated a top-10 non-conference team (road/neutral):	vs. No. 4 Michigan	W, 51-49	March 30, 2021

AGAINST NUMBER ONE

Since the start of the 2015-16 season, UCLA has gone 2-5 against the No. 1-ranked team (ranked in that week’s AP poll). Most recently, UCLA lost in a neutral-site contest to No. 1 Gonzaga, 83-63 (in Las Vegas, on Nov. 23, 2021). The Bruins last defeated the No. 1-ranked team (Kentucky) on Dec. 3, 2016, in their first trip to UK’s Rupp Arena. Other recent meetings against the nation’s No. 1-ranked team have occurred in April 2021 (vs. Gonzaga), Dec. 2015 (vs. Kentucky), Dec. 2014 (vs. Kentucky), and March 2014 (vs. Florida). UCLA has gone 12-24 all-time against the AP’s No. 1-ranked team.

The Last Time ...	Date	Result	Score	Opponent	Venue
Played No. 1 team	11/23/2021	L	83-63	Gonzaga	T-Mobile Arena
Defeated No. 1 team	12/03/2016	W	97-92	Kentucky	Rupp Arena
Defeated No. 1 team at home	12/03/2015	W	87-77	Kentucky	Pauley Pavilion
Defeated No. 1 team on road	12/03/2016	W	97-92	Kentucky	Rupp Arena

UCLA VERSUS AP RANKED TEAMS

Year	Record vs. Ranked Team	Games
2016-17	4-4	8
2017-18	2-2	4
2018-19	0-3	3
2019-20	3-2	5
2020-21	3-2	5
2021-22	5-4	9
2022-23	3-5	8
2023-24	0-5	5
2024-25	4-4	8
2025-26	0-1	1

Under Coach Cronin (2019-20 through 2025-26): 18-23

- Kentucky was ranked No. 1 in the AP and USA Today Coaches polls when UCLA faced them in Dec. 2014, Dec. 2015 and Dec. 2016. UCLA’s win at Rupp Arena on Dec. 3, 2016 marked the Bruins’ first victory on the road at a No. 1-ranked team since Feb. 3, 2001 (when UCLA knocked off Stanford, 79-73). UCLA had not played a road game at the nation’s No. 1-ranked team since Feb. 13, 2003.
- UCLA’s win at Kentucky on Dec. 3, 2016, was the Bruins’ first victory in a true road game at the nation’s No. 1 team since Feb. 3, 2001, when UCLA beat Stanford, 79-73, in Maples Pavilion. Since the start of the 1999-2000 season, UCLA has gone 6-9 against the country’s No. 1-ranked team.

UCLA versus Ranked Teams (since 2001-02, AP Poll)

Date	Team	Venue	W/L	Score	Opp. UCLA
11/14/25	Arizona	N	L	65-69	5 15
03/22/25	Tennessee	N	L	58-67	6 –
03/14/25	Wisconsin	N	L	70-86	18 –
02/28/25	Purdue	A	L	66-76	20 –
02/04/25	Michigan State	H	W	63-61	9 –
01/30/25	Oregon	H	W	78-52	16 –
01/07/25	Michigan	H	L	75-94	24 22
12/28/24	Gonzaga	N	W	65-62	14 22
12/08/24	Oregon	A	W	73-71	12 –
03/07/24	Arizona	H	L	65-88	5 –
03/02/24	Washington State	A	L	65-77	19 –
01/20/24	Arizona	A	L	71-77	12 –
11/22/23	Gonzaga	N	L	65-69	11 –
11/20/23	Marquette	N	L	69-71	4 –
03/23/23	Gonzaga	N	L	76-79	9 7
03/11/23	Arizona	N	L	59-61	8 2
03/04/23	Arizona	H	W	82-73	8 4
01/21/23	Arizona	A	L	52-58	11 5
12/17/22	Kentucky	N	W	63-53	13 16
12/14/22	Maryland	A	W	87-60	20 16
11/20/22	Baylor	N	L	75-80	5 8
11/18/22	Illinois	N	L	70-79	19 8
03/19/22	Saint Mary’s	N	W	72-56	18 11
03/12/22	Arizona	N	L	76-84	2 13
03/11/22	USC	N	W	69-59	21 13
03/05/22	USC	H	W	75-68	16 17
02/12/22	USC	A	L	64-67	21 12
02/03/22	Arizona	A	L	66-76	7 3
01/25/22	Arizona	H	W	75-59	3 7
11/23/21	Gonzaga	N	L	63-83	1 2
11/12/21	Villanova	H	W (OT)	86-77	4 2
04/03/21	Gonzaga	N	L (OT)	90-93	1 –
03/30/21	Michigan	N	W	51-49	4 –
03/28/21	Alabama	N	W (OT)	88-78	5 –
03/20/21	BYU	N	W	73-62	23 –
12/19/20	Ohio State	N	L	70-77	20 –
02/22/20	Colorado	A	W	70-63	18 –
02/08/20	Arizona	A	W	65-52	23 –
01/30/20	Colorado	H	W	72-68	20 –
01/26/20	Oregon	A	L	75-96	12 –
11/27/19	Michigan State	N	L	62-75	3 –
12/22/18	Ohio State	N	L	66-80	15 –
11/23/18	North Carolina	N	L	78-94	7 17
11/22/18	Michigan State	N	L	67-87	11 17
03/09/18	Arizona	N	L (OT)	67-78	15 –
02/08/18	Arizona	A	W	82-74	13 –
12/23/17	Kentucky	N	W	83-75	7 –
12/16/17	Cincinnati	H	L	63-77	25 –
03/24/17	Kentucky	N	L	75-86	5 8
03/19/17	Cincinnati	N	W	79-67	18 8
03/10/17	Arizona	N	L	75-86	7 3
02/25/17	Arizona	A	W	77-72	4 5
02/09/17	Oregon	H	W	82-79	5 10
01/21/17	Arizona	H	L	85-96	14 3

Date	Team	Venue	W/L	Score	Opp. UCLA
12/28/16	Oregon	A	L	87-89	21 2
12/03/16	Kentucky	A	W	97-92	1 11
03/02/16	Oregon	H	L	68-76	9 –
02/12/16	Arizona	A	L	75-81	17 –
01/07/16	Arizona	H	W	87-84	7 –
12/19/15	North Carolina	N	L	76-89	11 22
12/12/15	Gonzaga	A	W	71-66	20 –
12/03/15	Kentucky	H	W	87-77	1 –
11/24/15	Kansas	N	L	73-92	5 –
03/27/15	Gonzaga	N	L	62-74	7 –
03/19/15	SMU	N	W	60-59	20 –
03/13/15	Arizona	N	L	64-70	5 –
02/21/15	Arizona	A	L	47-57	7 –
01/29/15	Utah	H	W	69-59	11 –
01/04/15	Utah	A	L	39-71	10 –
12/20/14	Kentucky	N	L	44-83	1 –
12/13/14	Gonzaga	H	L	74-87	9 –
11/27/14	North Carolina	N	L	56-78	5 22
03/27/14	Florida	N	L	68-79	1 20
03/15/14	Arizona	N	W	75-71	4 –
01/16/14	Colorado	A	W	69-56	21 25
01/09/14	Arizona	H	L	75-79	1 –
12/19/13	Duke	N	L	63-80	8 –
03/15/13	Arizona	N	W	66-64	18 24
03/02/13	Arizona	H	W	74-69	11 –
01/24/13	Arizona	A	W	84-73	6 –
01/19/13	Oregon	H	L	67-76	21 24
12/28/12	Missouri	H	W (OT)	97-94	7 –
12/01/12	San Diego State	N	L	69-78	23 24
11/23/11	Michigan	N	L	63-79	15 –
11/22/11	Kansas	N	L	56-72	14 –
03/19/11	Florida	N	L	65-73	15 –
02/26/11	Arizona	H	W	71-49	10 –
12/18/10	BYU	N	W	86-79	16 –
12/02/10	Kansas	A	L	76-77	4 –
11/24/10	Villanova	N	L	70-82	7 –
12/06/09	Kansas	H	L	61-73	1 –
11/27/09	Butler	N	L	67-69	12 –
03/21/09	Villanova	N	L	69-89	11 18
02/19/09	Washington	H	W	85-76	22 20
02/12/09	Arizona State	A	L	67-74	18 11
01/17/09	Arizona State	H	L (OT)	58-61	16 9
12/04/08	Texas	A	L	64-68	8 12
04/05/08	Memphis	N	L	63-78	2 3
03/29/08	Xavier	N	W	76-57	12 3
03/15/08	Stanford	N	W	67-64	11 3
03/06/08	Stanford	H	W (OT)	77-67	7 3
02/07/08	Washington State	A	W	67-59	17 5
01/12/08	Washington State	H	W	81-74	4 5
01/03/08	Stanford	A	W	76-67	20 5
12/02/07	Texas	H	L	61-63	8 2
11/20/07	Michigan State	N	W	68-63	10 2
03/31/07	Florida	N	L	66-76	3 7
03/24/07	Kansas	N	W	68-55	2 7

Date	Team	Venue	W/L	Score	Opp. UCLA
03/22/07	Pittsburgh	N	W	64-55	10 7
03/01/07	Washington State	A	W	53-45	13 2
02/17/07	Arizona	A	W	81-66	19 5
02/07/07	USC	H	W	70-65	19 2
02/01/07	Oregon	H	W	69-57	9 5
01/20/07	Arizona	H	W	73-69	11 3
01/06/07	Oregon	A	L	66-68	16 1
12/31/06	Washington	H	W	96-74	13 1
12/09/06	Texas A&M	N	W	65-62	6 1
11/22/06	Georgia Tech	N	W	88-73	19 5
11/21/06	Kentucky	N	W	73-68	20 5
04/03/06	Florida	N	L	57-73	10 7
04/01/06	LSU	N	W	59-45	19 7
03/25/06	Memphis	N	W	50-45	4 7
03/23/06	Gonzaga	N	W	73-71	5 7
02/11/06	Washington	A	L	67-70	21 13
01/21/06	West Virginia	H	L	56-60	12 18
01/14/06	Washington	H	L	65-69	13 11
01/05/06	Arizona	A	W	85-79	21 17
12/10/05	Nevada	N	W	67-56	17 16
11/23/05	Memphis	N	L	80-88	11 16
03/17/05	Texas Tech	N	L	66-78	24 –
02/15/05	Arizona	H	L	73-83	12 –
02/05/05	Washington	A	L	70-82	13 –
01/15/05	Arizona	A	L	73-76	17 –
01/08/05	Washington	H	W	95-86	12 –
12/21/04	Michigan State	A	L	64-76	23 –
02/21/04	Stanford	H	L	60-73	1 –
02/14/04	Arizona	A	L	83-107	16 –
01/22/04	Stanford	A	L	52-67	2 –
01/17/04	Arizona	H	L	72-97	7 –
12/06/03	Kentucky	N	L	50-52	9 –
03/13/03	Arizona	N	L (OT)	89-96	1 –
02/22/03	Stanford	H	L	84-93	21 –
02/20/03	California	H	W (OT)	76-75	18 –
02/13/03	Arizona	A	L	70-106	1 –
01/30/03	Oregon	H	L (OT)	91-96	22 –
01/25/03	California	A	L	69-80	25 –
01/18/03	Arizona	H	L	52-87	2 –
12/21/02	Kansas	A	L	70-87	19 –
11/30/02	Duke	N	L	73-84	4 –
03/17/02	Cincinnati	N	W (2OT)	105-101	5 –
03/07/02	California	N	L	61-67	25 –
03/02/02	Oregon	H	L	62-65	13 –
02/23/02	Stanford	A	W	95-92	10 25
02/14/02	Arizona	H	W	77-76	9 20
02/06/02	USC	H	W	67-65	25 15
01/24/02	Stanford	H	L	76-86	17 13
01/19/02	Arizona	A	L	86-96	15 9
01/12/02	Kansas	H	W	87-77	1 11
12/29/01	Georgetown	H	W	98-91	20 15
12/08/01	Alabama	N	W	79-57	16 20

played in Honolulu, Hawai'i (Nov. 2023)

The Bruins had lost to Marquette on Monday evening and defeated Chaminade University on Tuesday afternoon.

Stefanovic shot 5-for-11 against Gonzaga and 4-for-4 at free throw line for the Bruins (4-2). He added eight rebounds and totaled three steals. Mack, who scored 25 points on Monday against Marquette, totaled 16 points, shot 4-for-10 from the field and had seven rebounds and two assists.

Anton Watson scored a career-high 32 points to lead the Bulldogs. He made 14 of 15 shot attempts and was 3-for-3 from beyond the 3-point arc.

"I thought the first eight minutes, our intensity wasn't what it needed to be," said Bruins' head coach Mick Cronin. "From there, we started bringing a lot harder and gave ourselves a chance. I take my hat off to Watson, he was 3-for-3 [from three] and 14-of-15 from the field. He was dominant, carried his team to victory. But I did think there were a lot of positives ... Lazar had 16 points and eight rebounds. We have a lot to fix, but I liked the way our guys never gave up despite the fact that we didn't make a lot of shots."

UCLA trailed Gonzaga throughout the contest, but the Bruins reduced a 64-53 deficit with over four minutes to play to just a three-point margin in the final minute. Gonzaga led by a 66-60 tally when Stefanovic nailed a 3-point basket, cutting the Bulldogs' lead to 66-63. The Bruins corralled a steal with 38 seconds left, but UCLA's ensuing attempts to reduce the lead or tie the game were unsuccessful.

Nov. 23, 2023 – Stan Sheriff Center – Honolulu, Hawai'i

GONZAGA 69									
NAME	FG	3FG	FT	R	PF	TP	A	MIN	
Graham Ike	0-6	0-0	3-4	5	4	3	2	18	
Anton Watson	14-15	3-3	1-4	7	3	32	2	30	
Ryan Nembhard	3-12	0-2	6-6	3	3	12	4	40	
Dusty Stroman	0-5	0-3	2-2	8	3	2	0	40	
Nolan Hickman	4-9	2-4	1-2	0	3	11	2	40	
Braden Huff	0-1	0-0	0-2	2	3	0	1	6	
Ben Gregg	1-3	0-2	2-5	8	3	4	0	18	
Jun Seok Yeo	1-2	1-2	2-4	1	3	5	0	8	
TOTALS	23-53	6-16	17-29	37	25	69	11	200	

UCLA 65									
NAME	FG	3FG	FT	R	PF	TP	A	MIN	
Adem Bona	5-8	0-0	1-2	4	4	11	0	22	3
Aday Mara	0-0	0-0	0-0	0	3	0	0	3	
Dylan Andrews	2-15	0-3	1-1	0	0	5	4	38	
Lazar Stefanovic	5-11	2-5	4-4	8	4	16	1	40	
Sebastian Mack	4-10	1-3	7-9	7	2	16	2	36	
Kenneth Nwuba	0-2	0-0	3-4	1	5	3	2	14	
Berke Buyuktuncel	1-3	1-1	3-4	2	2	6	0	11	
Will McClelland	0-1	0-1	1-2	2	2	1	0	9	
Illane Fibleuil	2-3	0-1	2-3	8	2	6	0	17	
Brandon Williams	0-1	0-0	1-2	1	2	1	0	7	
Devin Williams	0-0	0-0	0-0	0	0	0	0	2	
TOTALS	19-54	4-14	23-31	35	26	65	9	200	

Halftime Score – Gonzaga 38, UCLA 34. Team Rebounds – Gonzaga 3, UCLA 2. Turnovers – Gonzaga 12, UCLA 10. Technicals – None. Attendance: 3,757. Officials – Randy McCall, Kelly Pfeifer, Bart Lenox.

played at Intuit Dome in Inglewood (Dec. 2024)

No. 22 UCLA outlasted No. 14 Gonzaga, 65-62, in the first collegiate basketball game played at Intuit Dome before a crowd of 12,272 on the final Saturday of the calendar year.

In a non-conference contest that featured three lead changes and eight ties, the Bruins (11-2) took the lead for good with 33 seconds to play. Trailing 60-58, Sebastian Mack scored under the basket and drew a foul, knocking down the free throw with 33 seconds left to give UCLA a 61-60 cushion.

The Bruins' defense forced a missed 3-pointer by Gonzaga on the other end of the court, before Sky Clark's free throws with 13 seconds left put the Bruins on top, 63-60. Clark was a perfect 4-for-4 from the free throw line in the game's final 13 seconds, helping to seal the win for UCLA.

With 13 seconds remaining, Gonzaga (9-4) quickly answered with a layup from Ryan Nembhard, who was fouled on the play. Nembhard missed the ensuing free throw attempt, which was rebounded by Clark, who made another pair of free throws with five seconds left to give UCLA a 65-62 advantage. Gonzaga was unsuccessful on its final possession, missing a long-heave from near the half-court line.

The Bruins shot 50 percent (12-for-24) from 3-point range and 36.4 percent overall (20-for-55). Gonzaga made 7 of 24 long-range attempts (29.2 percent) and finished the game having shot 45.5 percent overall (25-for-55).

"I know we can shoot because I see us every day," said Bruins' head coach Mick Cronin. "We started off bad ... I think that stats can sometimes be skewed, especially when you play games that you win by 60 or 70 points, which they do. But we did try to spread them out and we did try to post our guards today. Eric [Dailey Jr.] didn't even practice. He got his mask in today for his nose. He hasn't even practiced with it and goes 4-for-5 from three and 4-for-6 from the line. That's what happens when you live in the gym."

Graham Ike led Gonzaga with 24 points on 11-of-16 shooting and added seven rebounds. Ryan Nembhard was Gonzaga's only other player to score in double figures, totaling 16 points and a team-best eight assists.

The first-ever meeting between UCLA and Gonzaga took place on Dec. 11, 1999 in Pauley Pavilion.

Date	AP Rk.	Site	Score	W/L
12/11/99	11/24	H	43-59	L
03/23/06	13/4	N	73-71	W
12/13/14	-/9	H	74-87	L
03/27/14	-/7	N	62-74	L
12/12/15	-/20	A	71-66	W
04/03/21	-/1	N (OT)	90-93	L
11/23/21 LV	2/1	N	63-83	L
03/23/23	2/9	N	76-79	L
11/22/23 HO	-/11	N	65-69	L
12/28/24 IN	22/14	N	65-62	W

LV game in Nov. 2021 played in Las Vegas

HO game in Nov. 2023 played in Honolulu

IN game in Dec. 2024 played in Inglewood

Rankings listed above include UCLA (left) and Gonzaga (right).

UCLA 65, Gonzaga 62
Dec. 28, 2024 – Intuit Dome – Inglewood, Calif.

GONZAGA 62									
NAME	FG	3FG	FT	R	PF	TP	A	MIN	
Graham Ike	11-16	1-1	1-1	8	3	24	2	31	
Ryan Nembhard	7-12	2-4	0-1	4	2	16	8	40	
Michael Ajayi	0-2	0-1	0-0	5	1	0	1	20	
Dusty Stromer	0-2	0-2	0-0	2	3	0	1	30	
Khalif Battle	2-4	1-3	0-0	1	2	5	0	13	
Nolan Hickman	2-6	2-6	0-0	3	1	6	4	31	
Ben Gregg	1-5	0-4	4-6	4	2	6	1	20	
Braden Huff	1-6	0-1	0-0	3	0	2	0	9	
Emmanuel Innocenti	1-2	1-2	0-0	0	1	3	0	6	
TOTALS	21-51	4-23	6-10	28	17	52	15	200	

UCLA 65										
NAME	FG	3FG	FT	R	PF	TP	A	MIN		
Eric Dailey Jr.	5-10	4-5	4-6	6	4	18	2	26		
Tyler Bilodeau	2-10	1-4	2-2	5	2	7	2	38		
Kobe Johnson	4-6	4-6	0-0	8	2	12	1	27		
Dylan Andrews	0-5	0-3	0-0	2	0	0	1	17		
Sky Clark	3-5	1-1	4-4	9	3	11	7	34		
Lazar Stefanovic	4-8	2-4	0-0	0	0	10	0	22		
Sebastian Mack	1-7	0-1	2-5	3	3	4	2	22		
Aday Mara	0-3	0-0	0-0	2	0	0	1	8		
Trent Perry	1-1	0-0	1-1	0	1	3	0	5		
TOTALS	20-55	12-24	13-18	37	15	65	16	200		

Halftime Score – UCLA 27, Gonzaga 25. Team Rebounds – Gonzaga 2, UCLA 2. Turnovers – Gonzaga 15, UCLA 14. Technicals – UCLA: Eric Dailey Jr. (2nd half), Gonzaga: Ryan Nembhard (2nd half). Attendance: 12,272. Officials – Jeff Anderson, Kipp Kissinger, Keith Kimble.

BY HALF SCORING TOTALS, AT A GLANCE

Coach Cronin's teams at UCLA have compiled an overall record of 145-66, now into his seventh year as the Bruins' head coach. Since Coach Cronin's first game with the Bruins, against Long Beach State (Nov. 6, 2019), UCLA has posted a 111-24 record when entering halftime with the lead. Conversely, the Bruins have gone 32-38 when trailing at the half and have posted a 2-4 record when the game has been tied at the intermission.

UCLA's totals, by half

Most first half points			
57	vs. Iowa	Pauley Pavilion	01-17-2025
55	vs. North Florida	Pauley Pavilion	11-17-2021
54	vs. Washington State	Pauley Pavilion	01-14-2021

Fewest first half points

20	at USC	Galen Center	02-06-2021
21	vs. Oregon	Pauley Pavilion	12-04-2022

Most second half points

58	vs. Prairie View A&M	Pauley Pavilion	12-17-2024
57	vs. Pepperdine	Pauley Pavilion	11-23-2022

Fewest second half points

16	vs. USC	Pauley Pavilion	01-05-2023
21	at Utah	Salt Lake City, Utah	01-11-2024
22	vs. USC	Pauley Pavilion	02-24-2024

Opposition's totals, by half

Most first half points			
48	vs. Wisconsin	Indianapolis, Ind.	03-14-2025
48	at Oregon	Eugene, Ore.	01-26-2020
47	vs. Michigan	Pauley Pavilion	01-07-2025

Fewest first half points

15	vs. California	Pauley Pavilion	02-18-2023
16	vs. Lehigh	Pauley Pavilion	11-15-2024
16	vs. Chaminade	Lahaina, Maui	11-26-2019

Most second half points

57	at Utah	Salt Lake City, Utah	01-11-2024
52	at Illinois	Champaign, Ill.	02-11-2025
52	at USC	Galen Center	01-26-2023

Fewest second half points

16	vs. Arizona State	Pauley Pavilion	03-09-2024
17	vs. Lafayette	Pauley Pavilion	11-10-2023
18	vs. Boston University	Pauley Pavilion	11-11-2024

BY HALF TOTALS, SINCE START OF 2023-24 SEASON

Date	Opponent	Result	Score	H/A/N	UCLA / OPP	UCLA / OPP	UCLA / OPP
					First Half	Second Half	Overtime
12-06-2025	Oregon	W	74-63	H	44 / 31	30 / 32	—
12-03-2025	at Washington	W	82-80	A	36 / 32	46 / 48	—
11-25-2025	vs. California	L	72-80	N	41 / 36	31 / 44	—
11-21-2025	Presbyterian	W	86-46	H	41 / 22	45 / 24	—
11-18-2025	Sacramento State	W	79-48	H	42 / 17	37 / 31	—
11-14-2025	vs. Arizona	L	65-69	N	25 / 28	40 / 41	—
11-10-2025	West Georgia	W	83-62	H	37 / 32	46 / 30	—
11-07-2025	Pepperdine	W	74-63	H	37 / 28	37 / 35	—
11-03-2025	Eastern Washington	W	80-74	H	40 / 33	40 / 41	—
03-22-2025	vs. Tennessee	L	58-67	N	25 / 32	33 / 35	—
03-20-2025	vs. Utah State	W	72-47	N	39 / 27	33 / 20	—
03-14-2025	vs. Wisconsin	L	70-86	N	29 / 48	41 / 38	—
03-08-2025	USC	W	90-63	H	39 / 27	51 / 36	—
03-03-2025	at Northwestern	W	73-69	A	34 / 35	39 / 34	—
02-28-2025	at Purdue	L	66-76	A	35 / 37	31 / 39	—
02-23-2025	Ohio State	W	69-61	W	28 / 24	41 / 37	—
02-18-2025	Minnesota	L	61-64	H	34 / 23	27 / 41	—
02-14-2025	at Indiana	W	72-68	A	35 / 25	37 / 43	—
02-11-2025	at Illinois	L	78-83	A	25 / 31	53 / 52	—
02-08-2025	Penn State	W	78-54	H	44 / 31	34 / 23	—
02-04-2025	Michigan State	W	63-61	H	35 / 28	28 / 33	—
01-30-2025	Oregon	W	78-52	H	40 / 26	38 / 26	—
01-27-2025	at USC	W	82-76	A	42 / 37	40 / 39	—
01-24-2025	at Washington	W	65-60	A	36 / 32	29 / 28	—
01-21-2025	Wisconsin	W	85-83	H	36 / 41	49 / 42	—
01-17-2025	Iowa	W	94-70	H	57 / 24	37 / 46	—
01-13-2025	at Rutgers	L	68-75	A	33 / 30	35 / 45	—
01-10-2025	at Maryland	L	61-79	A	36 / 40	25 / 39	—
01-07-2025	Michigan	L	75-94	H	37 / 47	38 / 47	—
01-04-2025	at Nebraska	L	58-66	A	24 / 24	34 / 42	—
12-28-2024	vs. Gonzaga	W	65-62	N	27 / 25	38 / 37	—
12-21-2024	vs. North Carolina	L	74-76	N	40 / 32	34 / 44	—
12-17-2024	Prairie View A&M	W	111-75	H	53 / 36	58 / 39	—
12-14-2024	vs. Arizona	W	57-54	N	30 / 28	27 / 26	—
12-08-2024	at Oregon	W	73-71	A	33 / 34	40 / 37	—
12-03-2024	Washington	W	69-58	H	29 / 24	40 / 34	—
11-26-2024	Southern Utah	W	88-43	H	43 / 20	45 / 23	—
11-22-2024	Cal State Fullerton	W	80-47	H	39 / 25	41 / 22	—
11-20-2024	Idaho State	W	84-70	H	41 / 27	43 / 43	—
11-15-2024	Lehigh	W	85-45	H	44 / 16	41 / 29	—
11-11-2024	Boston University	W	71-40	H	39 / 22	32 / 18	—
11-08-2024	vs. New Mexico	L	64-72	N	30 / 41	34 / 31	—
11-04-2024	Rider	W	85-50	H	41 / 23	44 / 27	—
03-14-2024	vs. Oregon	L	66-68	N	34 / 29	32 / 39	—
03-13-2024	vs. Oregon State	W	67-57	N	34 / 22	33 / 35	—
03-09-2024	Arizona State	W	59-47	H	27 / 31	32 / 16	—
03-07-2024	Arizona	L	65-88	H	27 / 44	38 / 44	—
03-02-2024	at Washington State	L	65-77	A	32 / 40	33 / 37	—
02-29-2024	at Washington	L	77-94	A	35 / 44	42 / 50	—
02-24-2024	USC	L	56-62	H	34 / 34	22 / 28	—
02-18-2024	Utah	L	69-70	H	36 / 34	33 / 36	—
02-15-2024	Colorado	W	64-60	H	38 / 29	26 / 31	—
02-10-2024	at California	W	61-60	A	35 / 24	26 / 36	—
02-07-2024	at Stanford	W	82-74	A	35 / 33	47 / 41	—
02-03-2024	Oregon	W	71-63	H	33 / 34	38 / 29	—
02-01-2024	Oregon State	W	71-63	H	33 / 31	38 / 32	—
01-27-2024	at USC	W	65-50	A	37 / 26	28 / 24	—
01-20-2024	at Arizona	L	71-77	A	37 / 28	34 / 49	—
01-17-2024	at Arizona State	W	68-66	A	23 / 36	45 / 30	—
01-14-2024	Washington	W	73-61	H	30 / 22	43 / 39	—
01-11-2024	at Utah	L	44-90	A	23 / 33	21 / 57	—
01-06-2024	California	L	57-66	H	23 / 32	34 / 34	—
01-03-2024	Stanford	L	53-59	H	30 / 26	23 / 33	—
12-30-2023	at Oregon	L	59-64	A	31 / 33	28 / 31	—
12-28-2023	at Oregon State	W	69-62	A	24 / 28	45 / 34	—
12-22-2023	Maryland	L	60-69	H	28 / 43	32 / 26	—
12-19-2023	CSUN	L	72-76	H	26 / 40	46 / 36	—
12-16-2023	vs. Ohio State	L	60-67	N	23 / 22	37 / 45	—
12-09-2023	at Villanova	L	56-65	A	29 / 25	27 / 40	—
11-30-2023	UC Riverside	W	66-65	H	34 / 32	32 / 33	—
11-22-2023	vs. Gonzaga	L	65-69	N	34 / 38	31 / 31	—
11-21-2023	vs. Chaminade	W	76-48	N	36 / 21	40 / 27	—
11-20-2023	vs. Marquette	L	69-71	N	35 / 30	34 / 41	—
11-15-2023	Long Island Univ.	W	78-58	H	35 / 17	43 / 41	—
11-10-2023	Lafayette	W	68-50	H	30 / 33	38 / 17	—
11-06-2023	Saint Francis	W	75-44	H	32 / 22	43 / 22	—

HEAD COACH MICK CRONIN – YEAR-BY-YEAR SUMMARY

Year	School	Record	Pct.	League	Pct.	Finish	Postseason
2003-04	Murray State	28-6	.824	14-2	.875	2nd	NCAA First Round (0-1)
2004-05	Murray State	17-11	.607	11-5	.688	t-2nd	–
2005-06	Murray State	24-7	.774	17-3	.850	1st	NCAA First Round (0-1)
2006-07	Cincinnati	11-19	.367	2-14	.125	16th	–
2007-08	Cincinnati	13-19	.406	8-10	.444	10th	CBI Tournament First Round (0-1)
2008-09	Cincinnati	18-14	.563	8-10	.444	9th	–
2009-10	Cincinnati	19-16	.543	7-11	.389	11th	NIT Second Round (1-1)
2010-11	Cincinnati	26-9	.743	11-7	.611	t-6th	NCAA Second Round (1-1)
2011-12	Cincinnati	26-11	.703	12-6	.667	t-4th	NCAA Sweet 16 (2-1)
2012-13	Cincinnati	22-12	.647	9-9	.500	t-9th	NCAA First Round (0-1)
2013-14	Cincinnati	27-7	.794	15-3	.833	t-1st	NCAA First Round (0-1)
2014-15	Cincinnati	23-11	.676	13-5	.722	t-3rd	NCAA Second Round (1-1)
2015-16	Cincinnati	22-11	.667	12-6	.667	t-3rd	NCAA First Round (0-1)
2016-17	Cincinnati	30-6	.833	16-2	.889	2nd	NCAA Second Round (1-1)
2017-18	Cincinnati	31-5	.861	16-2	.889	1st	NCAA Second Round (1-1)
2018-19	Cincinnati	28-7	.800	14-4	.778	2nd	NCAA First Round (0-1)
2019-20	UCLA	19-12	.613	12-6	.667	2nd	– (COVID-19, no NCAA Tournament)
2020-21	UCLA	22-10	.688	13-6	.684	4th	NCAA Final Four (5-1)
2021-22	UCLA	27-8	.771	15-5	.750	2nd	NCAA Sweet 16 (2-1)
2022-23	UCLA	31-6	.861	18-2	.900	1st	NCAA Sweet 16 (2-1)
2023-24	UCLA	16-17	.485	10-10	.500	5th	–
2024-25	UCLA	23-11	.676	13-7	.650	t-4th	NCAA Tournament (0-0)
2025-26	UCLA	7-2	.778	2-0	1.000	–	–
3 seasons at Murray State		69-24	.742	43-10	.808	–	2 NCAA Tournaments
13 seasons at Cincinnati		296-147	.668	144-89	.616	–	9 NCAA Tournaments
7th season at UCLA		145-66	.687	83-36	.697	–	4 NCAA Tournaments
23rd season, overall		510-237	.683	270-135	.667	–	15 NCAA Tournaments

Mick Cronin’s Career Records vs. Opponents

Abilene Christian	1-0	George Washington	1-0	North Carolina Central	3-0	Temple	9-3
Akron	1-0	Georgetown	6-6	North Florida	1-0	Tennessee	0-2
Alabama	2-0	Georgetown College	1-0	Northern Kentucky	1-0	Tennessee State	5-1
Alabama State	2-0	Georgia	1-0	Northwestern	2-0	Tennessee-Martin	9-0
Albany	1-0	Georgia Southern	1-0	Northwestern State	1-0	Tennessee Tech	3-2
Arizona	7-7	Georgia State	1-0	Notre Dame	3-8	Texas	1-0
Arizona State	8-2	Gonzaga	1-5	Oakland	1-0	Texas A&M Corpus Christi	1-1
Arkansas Little Rock	1-0	Harvard	0-1	Ohio	0-1	Texas San Antonio	2-0
Arkansas Pine Bluff	5-0	High Point	1-0	Ohio State	1-5	Texas Southern	3-0
Arkansas Tech	1-0	Hofstra	0-1	Oklahoma	2-0	Toledo	2-0
Appalachian State	1-0	Houston	10-4	Oregon	8-6	Tulane	6-1
Austin Peay	4-1	Howard	1-0	Oregon State	8-1	Tulsa	8-1
Baylor	0-1	Idaho State	1-0	Penn State	2-0	UAB	1-4
Bellarmine	2-0	Illinois	0-3	Pepperdine	3-0	UC Davis	2-0
Belmont	0-1	Illinois-Chicago	1-0	Pittsburgh	4-8	UCLA	2-1
Boston University	1-0	Illinois State	0-1	Prairie View A&M	2-0	UC Riverside	1-0
Bowling Green	2-1	Indiana	1-0	Presbyterian	1-1	UC Santa Barbara	1-0
Bradley	0-1	Iowa	1-1	Providence	4-5	UMass Lowell	1-0
Brown	1-0	Iowa State	2-1	Purdue	1-1	UNC Asheville	1-0
Buffalo	1-0	Jacksonville State	6-0	Purdue Fort Wayne	1-0	UNLV	4-0
Butler	0-2	Kansas State	1-0	Radford	1-0	USC	6-7
BYU	1-1	Kennesaw State	1-0	Rhode Island	0-1	Utah	7-2
Cal State Bakersfield	2-0	Kentucky	1-1	Rice	2-0	Utah State	1-0
Cal State Fullerton	1-1	Lafayette	1-0	Richmond	1-0	Utah Valley	1-0
Cal State Northridge	0-1	Lehigh	1-0	Rider	1-0	Vanderbilt	1-0
California	7-2	Lipscomb	2-0	Robert Morris	1-0	VCU	1-1
Campbell	2-0	Long Beach State	4-0	Rutgers	9-4	Villanova	5-5
Campbellsville	1-0	Long Island University	1-0	Sacramento State	2-0	Wagner	2-0
Central Florida	10-2	Louisville	5-7	Samford	3-3	Washington	12-1
Central Michigan	1-0	Marquette	5-5	San Diego	1-0	Washington State	6-3
Chaminade	2-0	Marshall	2-1	San Diego State	1-1	Weber State	1-0
Charleston Southern	1-0	Maryland	2-2	San Jose State	1-0	West Florida	1-0
Chicago State	3-0	Maryland Eastern Shore	1-0	Savannah State	2-0	West Georgia	1-0
Cincinnati	0-1	Memphis	10-5	Seattle	1-0	West Virginia	3-5
Cleveland State	1-0	Miami (Ohio)	5-0	Seton Hall	4-3	Western Carolina	3-0
Coastal Carolina	2-0	Michigan	1-1	SIU Edwardsville	2-0	Western Illinois	1-0
Colorado	9-1	Michigan State	2-1	SMU	11-4	Western Kentucky	1-1
Connecticut	15-11	Middle Tennessee	2-0	South Carolina State	1-0	Western Michigan	1-0
Coppin State	1-0	Milwaukee	1-0	South Carolina Upstate	2-0	Wichita State	4-1
Creighton	0-1	Minnesota	0-1	South Dakota	1-0	Winthrop	1-0
Dayton	1-1	Mississippi	1-1	South Florida	14-4	Wisconsin	1-1
Delaware State	2-0	Mississippi State	2-1	Southeast Missouri	5-2	Wright State	3-0
Denver	2-0	Mississippi Valley State	1-0	Southeastern Louisiana	1-0	Wofford	0-1
DePaul	6-3	Missouri	1-1	Southern Illinois	1-2	Wyoming	1-0
East Carolina	5-2	Morehead State	8-0	Southern Mississippi	1-0	Xavier	5-8
Eastern Illinois	6-1	Morgan State	1-0	Southern Utah	2-0		
Eastern Kentucky	6-1	Mount St. Mary's	1-0	St. Francis (Pa.)	3-0		
Eastern Washington	1-0	N.C. State	3-1	St. Joseph's	0-1		
Fairfield	1-0	Nebraska	2-1	St. John's	5-6		
Fairleigh Dickinson	1-0	Nevada	0-2	St. Mary's	1-1		
Florida	0-1	New Mexico	0-3	Stanford	5-3		
Florida A&M	1-0	Norfolk State	2-0	Stony Brook	1-0		
Florida State	1-1	North Carolina	0-4	Syracuse	2-6		
George Mason	1-0	North Carolina A&T	1-0	TCU	1-0		

MICK CRONIN
The Michael Price Family UCLA
Men's Head Basketball Coach



Record at UCLA
145-66 (Seventh season)
Overall Record
510-237 (23rd season)

Mick Cronin has served as the UCLA head coach for the past six seasons, having been named the 14th head coach in the history of the men's basketball program on April 9, 2019. Cronin arrived in Westwood after spending the previous 13 seasons as head coach at his alma mater, the University of Cincinnati. He served as the head coach at Murray State for three seasons, prior to taking the head coaching position at Cincinnati.

Cronin has led his teams to the NCAA Tournament 15 times, including four trips to the tournament in six years at UCLA. He made his first-ever trip to the Final Four in 2021, with UCLA, as the Bruins defeated No. 1-seed Michigan, 51-49, on March 30, 2021, advancing to the NCAA Final Four in Indianapolis. In addition to the 2021 tournament, Cronin guided the Bruins to Sweet 16 appearances in 2022 and 2023.

Cronin was named the Pac-12 Coach of the Year in 2020 and 2023, marking the third conference in which he has secured “Coach of the Year” acclaim. He was named the American Athletic Conference’s Coach of the Year (AAC) in 2014, while at Cincinnati. In addition, he was named the Ohio Valley Conference Coach of the Year (OVC) in 2006, his third and final season at that program. In addition, Cronin was honored as the Sporting News National Coach of the Year in 2018, having led Cincinnati to a 31-5 overall record that season.

Cronin reached career victory No. 500 on Feb. 23, 2025, and is the youngest head coach at the NCAA Division I level with at least 500 career wins (Cronin is 54 years old and turns 55 next summer). In 2022-23, he guided UCLA to its first Pac-12 regular-season title since 2013, as the Bruins went 18-2 in conference play.

In 2020-21, Cronin guided the Bruins to a 22-10 overall record. UCLA won five consecutive games over a 13-day span during the NCAA Tournament, advancing to the NCAA Final Four for the first time since 2008. UCLA had entered the NCAA Tournament in 2021 as a “First Four” team, becoming the second team ever to advance from the First Four to the Final Four. The NCAA Tournament began using a 68-team field (with the First Four) in 2011.

Before he became UCLA's head coach, Cronin led Cincinnati to consecutive NCAA Tournaments the previous nine years. He guided Cincinnati to a pair of back-to-back 30-plus win seasons in 2017 and 2018, and coached the Bearcats to the American Athletic Conference (AAC) Tournament title in 2018 and 2019.

PRIOR TO BECOMING A HEAD COACH
Cronin became a head coach at Murray State (Murray, Kentucky) at the age of 32, prior to the 2003-04 school year. The son of longtime high school coach Hep Cronin, Mick Cronin served as an assistant varsity coach and head junior varsity coach at Woodward High School while he was completing his undergraduate studies at Cincinnati. He served as the video coordinator and later as an assistant coach for head coach Bob Huggins at Cincinnati (assistant coach from 1997 through 2001). He joined the coaching staff at Louisville prior to the 2001-02 school year, serving as the program's associate head coach for Rick Pitino. After two seasons on the staff at Louisville, Cronin became the head coach at Murray State. In three seasons at Murray State, Cronin led the Racers to a pair of NCAA Tournament appearances and a combined record of 69-24. Cronin compiled a 42-10 record in the Ohio Valley Conference during his three seasons at Murray State.

ABOUT UCLA's COACHING STAFF



DARREN SAVINO
Associate Head Coach, 7th season
Alma Mater: Jersey City College '16

- Has worked for the past six seasons as UCLA's associate head coach ... prior to coaching with the Bruins, he served as an assistant coach at Cincinnati, working alongside head coach Mick Cronin ... helped guide Cincinnati to a record of 235-79 through nine seasons.
- Has helped the Bruins compile a 138-64 overall record in six seasons (2019-20 through 2024-25) ... UCLA advanced to the NCAA Final Four in 2021, recording five consecutive victories over a 13-day span.
- Coached Cincinnati's program to nine consecutive NCAA Tournament appearances from 2011 through 2019 ... in his final season with the Bearcats, Cincinnati went 28-7 and won the American Athletic Conference Tournament title ... Coach Savino was elevated to the role of associate head coach at Cincinnati in April 2018.
- Through the final three seasons at Cincinnati, helped the Bearcats' program to an 89-18 record, including consecutive American Athletic Conference Tournament championships in 2018 and 2019.



ROD PALMER
Assistant Coach, 7th season
Alma Mater: UC Irvine '90

- Has served as an assistant coach at UCLA for six seasons ... has coached in the Southern California region for 32 years ... prior to joining UCLA, he was an assistant coach at San Diego State in 2018-19 and for the previous 11 seasons at Long Beach State.
- Helped UCLA compile a 138-64 record through six seasons (2019-20 through 2024-25) ... the Bruins advanced to the NCAA Final Four in 2021, recording five consecutive wins over a 13-day span.
- Served as an assistant coach at Long Beach State for 11 seasons (from 2007-08 through 2017-18) ... helped Long Beach State advance to the NCAA Tournament in 2012 and guided the program to Big West Conference crowns in 2011, 2012 and 2013.
- Prior to his time at Long Beach State, spent 14 seasons as a high school coach in Los Angeles ... was the head coach at Centennial High School (Compton) from 2000-07 and at Compton High School from 1993-00 ... his teams at Centennial won the CIF Division III Southern Regional title in 2002 and 2004, while his 2006 squad captured the CIF Division III-A Championship.



NATE GEORGETON
Assistant Coach, 3rd season
Alma Mater: Cincinnati '19

- Has worked for six seasons on the Bruins' coaching staff, including two years as an assistant coach ... previously, he served as the team's video coordinator and as the director of student-athlete development.
- Has played a major role in the Bruins' recruiting efforts, managing recruiting databases, schedules and visits ... was initially hired as UCLA's video coordinator in the summer of 2019.
- Over the previous six seasons at UCLA, helped the Bruins' proram post a record of 138-64 ... UCLA went 31-6 in 2022-23 and 18-2 in Pac-12 play to capture the program's first conference championship since 2013.
- Graduated from the University of Cincinnati in 2019 ... spent his first two years of college at Northwood University (Division II) in Michigan ... earned his degree from Cincinnati in interdisciplinary studies with a focus in sports administration and business.



NEMANJA "YOGI" JOVANOVIC
Assistant Coach, 3rd season
Alma Mater: University of Belgrade '09

- Joined the Bruins' coaching staff in the summer of 2023 ... serves as an assistant coach and as UCLA's director of international recruiting ... primarily goes by the name "Yogi."
- Spent the previous nine seasons working at three universities in the United States — SMU (2015-22), DePaul (2022-23) and UT Arlington (2023-24) ... also has brought extensive international experience to Westwood.
- In his seven seasons at SMU (2015-22), served as the Director of Player Development for four years and was also the program's Director of Video Services for one season ... helped SMU to win the American Athletic Conference regular-season title in 2017 and the AAC Tournament championship in 2017 ... SMU's team advanced to the NCAA Tournament in 2017.
- Began his coaching career in Europe in 2002 with BC Zeleznicar Lajkovac in his native country of Serbia ... worked as an assistant coach for one of the top European teams in Red Star Belgrade ... also had stints coaching in Sweden, Denmark and Spain.



DAVID SINGLETON
Assistant Coach, 1st season
Alma Mater: UCLA '23

- Joined the Bruins' coaching staff in the summer of 2025 ... has assisted the team in a variety of areas as an assistant coach, most notably in a player development role.
- Spent the previous two seasons playing in the NBA's G League for the College Park Skyhawks, an affiliate of the Atlanta Hawks ... was undrafted in 2023 after five seasons on UCLA's team.
- Excelled at Bishop Montgomery High School before enrolling at UCLA in 2018 ... concluded his collegiate career as UCLA's all-time leader in games played (164) ... averaged 5.7 points and 1.8 rebounds per game ... finished his career ranking No. 5 on the Bruins' career 3-point percentage list (43.4%) and No. 9 on the Pac-12's career 3-point percentage record.

MISCELLANEOUS STATS

CAREER TOTALS (in order by most games played)				
PLAYER	GP	PTS	REB	AST
Donovan Dent ^	112	1496	258	544
Tyler Bilodeau ^	104	1238	490	111
Skyk Clark ^	85	877	256	223
Steven Jamerson II ^	81	586	517	66
Eric Dailey Jr. ^	74	769	327	107
Jamar Brown ^	71	1048	457	88
Anthony Peoples Jr. ^	71	365	207	26
Xavier Booker ^	69	349	165	29
Brandon Williams	41	122	88	24
Trent Perry	40	197	72	42
Jack Seidler	9	4	4	0
Eric Freeny	6	8	4	1
Evan Manjikian	2	3	1	0
Christian Horry	2	0	0	0

PLAYER	GAMES PLAYED		STARTS	
	25-26	CAREER	25-26	CAREER
Tyler Bilodeau ^	7	104	6	84
Xavier Booker ^	9	69	8	13
Jamar Brown ^	9	71	2	63
Skyk Clark ^	9	85	8	82
Eric Dailey Jr. ^	8	82	8	57
Donovan Dent ^	8	112	7	79
Eric Freeny	6	6	0	0
Steven Jamerson II ^	9	80	1	62
Evan Manjikian	0	2	0	0
Trent Perry	8	40	2	2
Jack Seidler	2	9	0	0
Brandon Williams	9	41	3	17
Christian Horry	2	0	0	0

PLAYER	DOUBLE-FIGURE POINTS		DOUBLE-FIGURE REBOUNDS	
	25-26	CAREER	25-26	CAREER
Tyler Bilodeau ^	5	65	0	5
Xavier Booker ^	5	12	0	0
Jamar Brown ^	2	52	0	15
Skyk Clark ^	5	42	0	0
Eric Dailey Jr. ^	6	39	1	4
Donovan Dent ^	6	73	0	0
Steven Jamerson II ^	0	24	0	19
Anthony Peoples Jr. ^	0	15	0	2
Trent Perry	4	7	0	0
Brandon Williams	1	3	0	0

DOUBLE-DOUBLES		
PLAYER	2025-26	CAREER
Tyler Bilodeau ^	0	4
Jamar Brown ^	0	14
Eric Dailey Jr. ^	1	4
Donovan Dent*	0	7
Steven Jamerson II ^	0	10
Anthony Peoples Jr. ^	0	1

* Dent's double-doubles, points and assists

30+ POINTS		
PLAYER	2025-26	CAREER
Skyk Clark ^	0	1
Donovan Dent ^	0	5


20+ POINTS		
PLAYER	2025-26	CAREER
Tyler Bilodeau ^	2	12
Jamar Brown ^	0	17
Skyk Clark ^	2	8
Eric Dailey Jr. ^	0	5
Donovan Dent ^	1	28
Steven Jamerson II ^	0	5

10+ REBOUNDS		
PLAYER	2025-26	CAREER
Tyler Bilodeau ^	0	5
Jamar Brown ^	0	15
Eric Dailey Jr. ^	1	4
Steven Jamerson II ^	0	19
Anthony Peoples Jr. ^	0	2

10+ ASSISTS		
PLAYER	2025-26	CAREER
Donovan Dent ^	0	7

^ includes statistics from seasons prior to UCLA (transfer)

UCLA's RADIO/TV ROSTER



0

TRENT PERRY

SO, G – 6-4, 190

PPG: 9.9 RPG: 2.4 APG: 2.5
GP/GS: 8/2



1

XAVIER BOOKER

JR, F/C – 6-11, 245

PPG: 10.4 RPG: 5.1 APG: 1.7
GP/GS: 9/8



2

DONOVAN DENT

SR, G – 6-2, 185

PPG: 12.0 RPG: 2.4 APG: 6.4
GP/GS: 8/7



3

ERIC DAILEY JR.

JR, G/F – 6-8, 230

PPG: 11.8 RPG: 5.1 APG: 1.6
GP/GS: 8/8



4

JAMAR BROWN

5th SR, G – 6-5, 200

PPG: 6.2 RPG: 4.4 APG: 0.7
GP/GS: 9/2



5

BRANDON WILLIAMS

R-SO, G/F – 6-7, 230

PPG: 2.4 RPG: 2.0 APG: 0.8
GP/GS: 9/3



7

CHRISTIAN HORRY

R-FR, G – 6-2, 180

PPG: 0.0 RPG: 0.0 APG: 0.0
GP/GS: 2/0



8

ERIC FREENY

R-FR, G – 6-4, 215

PPG: 1.3 RPG: 0.7 APG: 0.2
GP/GS: 6/0



10

MARKELL ALSTON

FR, G – 6-1, 185

PPG: – RPG: – APG: –
GP/GS: 0/0



21

EVAN MANJIKIAN

R-JR, F – 6-8, 235

PPG: – RPG: – APG: –
GP/GS: 0/0




23

ANTHONY PEOPLES JR.

R-SR, F/C – 6-9, 230

PPG: 0.0 RPG: 0.5 APG: 0.0
GP/GS: 2/0




24

STEVEN JAMERSON II

R-SR, F/C – 6-10, 230

PPG: 2.3 RPG: 2.7 APG: 0.9
GP/GS: 9/1




30

JACK SEIDLER

R-JR, G – 6-4, 215

PPG: 1.0 RPG: 1.5 APG: 0.0
GP/GS: 2/0



34

TYLER BILODEAU

SR, F – 6-9, 235

PPG: 15.6 RPG: 4.7 APG: 0.9
GP/GS: 7/6



55

SKYY CLARK

SR, G – 6-3, 210

PPG: 12.7 RPG: 2.7 APG: 2.0
GP/GS: 9/8



MICK CRONIN

THE MICHAEL PRICE FAMILY UCLA
MEN'S HEAD BASKETBALL COACH
7th Season



DARREN SAVINO

ASSOCIATE HEAD COACH
7th Season



ROD PALMER

ASSISTANT COACH
7th Season



NATE GEORGETON

ASSISTANT COACH
3rd Season



YOGI JOVANOVIC

ASSISTANT COACH
3rd Season



DAVID SINGLETON

ASSISTANT COACH
1st Season

FINAL 2024-25 BIG TEN STANDINGS					
Team	Big Ten	Pct.	GB	Overall	Pct.
Michigan State	17-3	.850	—	30-7	.811
Maryland	14-6	.700	3.0	27-9	.750
Michigan	14-6	.700	3.0	27-10	.730
UCLA	13-7	.650	4.0	23-11	.676
Wisconsin	13-7	.650	4.0	27-10	.730
Purdue	13-7	.650	4.0	24-12	.667
Illinois	12-8	.600	5.0	22-13	.629
Oregon	12-8	.600	5.0	25-10	.714
Indiana	10-10	.500	7.0	19-13	.594
Ohio State	9-11	.450	8.0	17-15	.531
Rutgers	8-12	.400	9.0	15-17	.469
Minnesota	7-13	.350	10.0	15-17	.469
Northwestern	7-13	.350	10.0	17-16	.515
USC	7-13	.350	10.0	17-18	.486
Iowa	7-13	.350	10.0	17-16	.515
Nebraska	7-13	.350	10.0	21-14	.600
Penn State	6-14	.300	11.0	16-15	.516
Washington	4-16	.200	13.0	13-18	.419

FINAL 2023-24 PAC-12 STANDINGS					
Team	Pac-12	Pct.	GB	Overall	Pct.
Arizona	15-5	.750	—	27-9	.750
Washington State	14-6	.700	1.0	25-10	.714
Colorado	13-7	.650	2.0	26-11	.703
Oregon	12-8	.600	3.0	24-12	.667
UCLA	10-10	.500	6.0	16-17	.485
Utah	9-11	.450	6.0	22-15	.595
California	9-11	.450	6.5	13-19	.406
Washington	9-11	.450	6.5	17-15	.531
USC	8-12	.400	7.0	15-18	.455
Stanford	8-12	.400	7.0	14-18	.438
Arizona State	8-12	.400	7.0	14-18	.438
Oregon State	5-15	.250	10.0	13-19	.406

FINAL 2022-23 PAC-12 STANDINGS					
Team	Pac-12	Pct.	GB	Overall	Pct.
UCLA	18-2	.900	—	31-6	.838
Arizona	14-6	.700	4.0	28-7	.800
USC	14-6	.700	4.0	22-11	.667
Oregon	12-8	.600	6.0	21-15	.583
Arizona State	11-9	.550	7.0	23-13	.639
Washington State	11-9	.550	7.0	17-17	.500
Utah	10-10	.500	8.0	17-15	.531
Washington	8-12	.400	10.0	16-16	.500
Colorado	8-12	.400	10.0	18-17	.514
Stanford	7-13	.350	11.0	14-19	.424
Oregon State	5-15	.250	13.0	11-21	.344
California	2-18	.100	16.0	3-29	.094

FINAL 2021-22 PAC-12 STANDINGS					
Team	Pac-12	Pct.	GB	Overall	Pct.
Arizona	18-2	.900	—	33-4	.892
UCLA	15-5	.750	3.0	27-8	.771
USC	14-6	.700	4.0	26-8	.765
Colorado	12-8	.600	6.0	21-12	.636
Oregon	11-9	.550	7.0	20-15	.571
Washington	11-9	.550	7.0	17-15	.531
Washington State	11-9	.550	7.0	22-15	.595
Arizona State	10-10	.500	8.0	14-17	.452
Stanford	8-12	.400	10.0	16-16	.500
California	5-15	.250	13.0	12-20	.375
Utah	4-16	.200	14.0	11-20	.355
Oregon State	1-19	.050	17.0	3-28	.097

UCLA'S RECORD WHEN ...			PAST 2025-26	7 YEARS
UCLA leads at halftime	7-1	111-24		
UCLA trails at halftime	0-1	32-38		
Tied at halftime	0-0	2-4		
UCLA builds a 10-point lead	7-1	120-15		
UCLA trails by 10 points	1-1	15-43		
UCLA leads with five minutes left	7-1	126-9		
UCLA trails with five minutes left	0-1	15-56		
There is a tie with five minutes left	0-0	4-1		
UCLA leads with one minute left	7-0	132-6		
UCLA trails with one minute left	0-2	7-57		
There is a tie with one minute left	0-0	6-3		
UCLA shoots better from the field	6-0	103-16		
UCLA shoots worse from the field	1-2	41-50		
UCLA shoots the same from the field	0-0	1-0		
UCLA shoots 50% or better, overall	2-0	47-4		
UCLA shoots less than 50%, overall	5-2	98-62		
OPP shoots 50% or better, overall	2-0	14-22		
OPP shoots less than 50%, overall	5-2	131-44		
UCLA makes more 3-PT field goals	3-1	72-10		
UCLA makes fewer 3-PT field goals	2-1	54-52		
3-PT field goals are the same	2-0	19-4		
UCLA shoots better from 3-PT range	5-1	101-17		
UCLA shoots worse from 3-PT range	2-1	41-49		
UCLA shoots the same from 3-PT range	0-0	3-0		
UCLA shoots 40% or greater, from 3-PT	3-1	62-11		
UCLA shoots less than 40%, from 3-PT	4-1	83-55		
OPP shoots 40% or greater, from 3-PT	1-1	32-28		
OPP shoots less than 40%, from 3-PT	6-1	113-38		
UCLA makes the same or more FTs	5-0	106-22		
UCLA makes fewer FTs	2-2	39-44		
UCLA attempts the same or more FTs	4-1	105-24		
UCLA attempts fewer FTs	3-1	40-42		
UCLA shoots 75% or greater, at FT line	2-1	70-28		
UCLA shoots less than 75%, at FT line	5-1	75-38		
OPP shoots 75% or greater, at FT line	2-1	55-31		
OPP shoots less than 75%, at FT line	5-1	90-35		
UCLA outrebounds opponent	5-1	97-31		
UCLA is outrebounded by opponent	1-1	36-31		
Rebounds are the same	1-0	12-4		
UCLA has more offensive rebounds	2-1	90-45		
UCLA has fewer offensive rebounds	5-1	46-19		
Offensive rebounds are the same	0-0	9-2		
UCLA has more defensive rebounds	5-0	96-16		
UCLA has fewer defensive rebounds	2-2	40-47		
Defensive rebounds are the same	0-0	9-3		
UCLA commits more fouls	0-1	38-37		
UCLA commits fewer fouls	5-1	84-22		
Fouls are the same	2-0	23-7		
UCLA has more assists	5-1	106-18		
UCLA has fewer assists	1-1	27-40		
Assists are the same	1-0	12-8		
UCLA commits more turnovers	1-2	28-31		
UCLA commits fewer turnovers	6-0	114-30		
Turnovers are the same	0-0	3-5		
UCLA has more blocks	4-1	80-25		
UCLA has fewer blocks	2-0	48-32		
Blocks are the same	1-1	17-9		
UCLA has more steals	6-0	102-31		
UCLA has fewer steals	0-2	23-26		
Steals are the same	1-0	20-9		

UCLA'S RECORD WHEN ...			PAST 2025-26	7 YEARS
UCLA's starting frontline outscores OPP's	6-2	103-28		
OPP's starting frontline outscores UCLA's	1-0	39-37		
Frontline scoring is the same	0-0	3-1		
UCLA's starting backcourt outscores OPP's	5-1	101-26		
OPP's starting backcourt outscores UCLA's	2-1	39-39		
Backcourt scoring is the same	0-0	5-1		
UCLA's bench outscores OPP's bench	4-1	78-30		
OPP's bench outscores UCLA's bench	3-1	62-34		
Bench scoring is the same	0-0	5-2		
Record on Mondays	2-0	15-3		
Record on Tuesdays	1-1	12-6		
Record on Wednesdays	1-0	13-6		
Record on Thursdays	0-0	37-13		
Record on Fridays	2-1	15-8		
Record on Saturdays	1-0	40-27		
Record on Sundays	0-0	13-3		
Record in November	5-2	33-12		
Record in December	2-0	24-10		
Record in January	0-0	32-16		
Record in February	0-0	35-16		
Record in March	0-0	21-11		
Record in April	0-0	0-1		
UCLA scores first	3-1	93-32		
OPP scores first	4-1	52-34		
UCLA scores fewer than 60 points	0-0	6-14		
UCLA scores between 60-69 points	0-1	40-28		
UCLA scores between 70-79 points	3-1	53-21		
UCLA scores between 80-89 points	4-0	33-2		
UCLA scores between 90-99 points	0-0	9-1		
UCLA scores 100 or more points	0-0	4-0		
OPP scores 100 or more points	0-0	0-0		
OPP scores between 90-99 points	0-0	1-5		
OPP scores between 80-89 points	1-1	4-14		
OPP scores between 70-79 points	1-0	20-27		
OPP scores between 60-69 points	3-1	56-17		
OPP scores fewer than 60 points	2-0	64-3		
The game is decided by 1-2 points	1-0	13-8		
The game is decided by 3-4 points	0-1	15-11		
The game is decided by 5-6 points	1-0	12-8		
The game is decided by 7-9 points	0-0	18-16		
The game is decided by 10-19 points	2-0	42-18		
The game is decided by 20-plus points	3-0	45-4		
UCLA has zero double-figure scorers	0-0	0-1		
UCLA has one double-figure scorer	0-0	1-3		
UCLA has two double-figure scorers	0-0	23-15		
UCLA has three double-figure scorers	2-1	55-31		
UCLA has four double-figure scorers	3-1	40-15		
UCLA has five double-figure scorers	2-0	23-1		
UCLA has six double-figure scorers	0-0	3-0		
UCLA has seven double-figure scorers	0-0	0-0		
OPP has zero double-figure scorers	0-0	2-0		
OPP has one double-figure scorer	1-0	20-1		
OPP has two double-figure scorers	2-0	49-5		
OPP has three double-figure scorers	3-1	54-26		
OPP has four double-figure scorers	1-1	18-25		
OPP has five double-figure scorers	0-0	2-7		
OPP has six double-figure scorers	0-0	0-2		
OPP has seven double-figure scorers	0-0	0-0		
UCLA has more double-figure scorers	6-1	89-9		
UCLA has fewer double-figure scorers	1-1	20-40		
Double-figure scorers are the same	0-0	36-17		

NOTE: Past seven seasons includes the years in which Mick Cronin has been UCLA's head coach (2019-20 through 2025-26).

THE LAST TIME . . .

100 Points Scored

By UCLA	100 vs. Pepperdine (11/23/22)
By Opponent	104 at Stanford (2/16/19)

40+ Point Victory

By UCLA	40 (86-46) vs. Presbyterian (11/21/25)
By Opponent	46 (90-44) at Utah (1/11/24)

30+ Point Victory

By UCLA	40 (86-46) vs. Presbyterian (11/21/25)
By Opponent	46 (90-44) at Utah (1/11/24)

20+ Point Victory

By UCLA	40 (86-46) vs. Presbyterian (11/21/25)
By Opponent	23 (88-65) vs. Arizona (3/7/24)

Overtime Game

UCLA Win	won 86-77, vs. Villanova (11/12/21)
UCLA Loss	lost 87-84, at Arizona State, 3-OT (2/5/22)

Double Overtime Game

UCLA Win	won 107-98, vs. Pepperdine, 3-OT (11/27/20)
UCLA Loss	lost 87-84, at Arizona State, 3-OT (2/5/22)

Seven or More Players in Double-Figure Scoring

By UCLA	7 vs. Pacific (11/11/16)
By Opponent	7 vs. Santa Clara (12/8/79)

Six or More Players in Double-Figure Scoring

By UCLA	6 vs. Norfolk State (11/14/22)
By Opponent	6 at Arizona State, 3-OT (2/5/22)

Zero Players Scoring in Double Figures

By UCLA	0 at Utah (1/11/24)
By Opponent	0 vs. Stanford (1/29/22)

Made 40-49 Field Goals

By UCLA	40-of-78 vs. Long Beach State (11/15/21)
By Opponent	41-of-80 at Duke (2/22/98)

Made 50 or More Field Goals

By UCLA	52-of-99 vs. George Mason (12/22/94)
By Opponent	have not made 45 (or more), since prior to 1970-71

Made Fewer Than 20 Field Goals

By UCLA	18 (18-47) vs. Arizona State (3/9/24)
By Opponent	19 (19-57) vs. Oregon (12/6/25)

Had 70-79 Field Goal Attempts

By UCLA	70 vs. Eastern Washington (11/3/25)
By Opponent	72 at Arizona State, 3-OT (2/5/22)

Had 80-89 Field Goal Attempts

By UCLA	80 vs. Southern Utah (11/26/24)
By Opponent	86 vs. USC (2/28/19)

Had 90-99 Field Goal Attempts

By UCLA	91 vs. Cincinnati (3/17/02)
By Opponent	90 vs. Oral Roberts (11/20/87)

Had Fewer Than 40 Field Goal Attempts

By UCLA	39 vs. Oregon State (2/12/11)
By Opponent	39 at Oregon State (1/2/09)

Shot 50 Percent Or Better From The Field

By UCLA	52.8 (28-53) at Washington (12/3/25)
By Opponent	51.7 (31-60) at Washington (12/3/25)

Shot 60 Percent Or Better From The Field

By UCLA	62.7 (32-51) vs. Presbyterian (11/21/25)
By Opponent	61.5 (32-52) vs. Michigan (1/7/25)

Shot 70 Percent or Better From The Field

By UCLA	72.9 (35-48) vs. South Carolina (11/21/01)
By Opponent	71.4 (35-49) vs. Middle Tennessee (11/15/11)

Shot Less Than 30 Percent From The Field

By UCLA	22.0 (11-50) vs. California (2/18/23)
By Opponent	24.1 (13-54) vs. Sacramento State (11/18/25)

Made 10 or More 3-Pointers

By UCLA	10-of-24 vs. Utah State (3/20/25)
By Opponent	13-of-25 vs. West Georgia (11/10/25)

Made 15 or More 3-Pointers

By UCLA	16-of-33 vs. Oregon (2/17/18)
By Opponent	11-of-22 vs. California (11/25/25)

Made Zero 3-Pointers

By UCLA	0-for-6 vs. Long Island University (11/15/23)
By Opponent	0-for-13 vs. California (1/3/13)

Attempted 30 or More 3-Pointers

By UCLA	34 (14-34) vs. Long Beach State (1/6/22)
By Opponent	31 (4-31) vs. Utah State (3/20/25)

Shot 60 Percent or Higher, from 3-Point Range

By UCLA	64.3 (9-14) vs. Idaho State (11/20/24)
By Opponent	62.5 (15-24) at Washington (2/29/24)

Shot 70 Percent or Higher, from 3-Point Range

By UCLA	76.5 (13-17) vs. Northwestern (11/29/13)
By Opponent	90.9 (10-11) vs. Middle Tennessee State (11/15/11)

Shot Less Than 20 Percent, from 3-Point Range

By UCLA	10.0 (2-20) vs. Michigan (1/7/25)
By Opponent	10.0 (2-10) vs. Presbyterian (11/21/25)

Made 30-39 Free Throws

By UCLA	31-of-39 vs. CSUN (11/13/16)
By Opponent	30-of-42 vs. Wake Forest (11/25/15)

Made 40 or More Free Throws

By UCLA	42-of-52 vs. Colorado (12/2/77)
By Opponent	40-of-56 at Stanford, 2-OT (12/23/87)

Made 5 or Fewer Free Throws

By UCLA	5-of-7 at Oregon (12/8/24)
By Opponent	5-of-11 vs. West Georgia (11/10/25)

Had 40 or More Free Throw Attempts

By UCLA	26-of-40 vs. UC Irvine (11/26/17)
By Opponent	29-of-45 at Arizona (2/12/16)

Had 50 or More Free Throw Attempts

By UCLA	38-of-50 at Washington (1/1/16)
By Opponent	40-of-56 at Stanford, 2-OT (12/23/87)

Shot 80 Percent or Better From the Free Throw Line

By UCLA	85.7 (18-21) vs. Oregon (12/6/25)
By Opponent	100.0 (13-13) vs. Pepperdine (11/7/25)

Shot 90 Percent or Better From the Free Throw Line

By UCLA	92.3 (12-13) vs. Cal State Fullerton (11/22/24)
By Opponent	100.0 (13-13) vs. Pepperdine (11/7/25)

Shot 100 Percent From the Free Throw Line

By UCLA	10-for-10 vs. Utah State (3/20/25)
By Opponent	13-for-13 vs. Pepperdine (11/7/25)

Had 50-59 Rebounds

By UCLA	55 vs. Chaminade (11/21/23)
By Opponent	50 at Utah (1/11/24)

Had 60 or More Rebounds

By UCLA	60 vs. Monmouth (11/13/15)
By Opponent	none since prior to 1978-79

Had 20-29 Assists

By UCLA	20 vs. Sacramento State (11/18/25)
By Opponent	22 vs. Eastern Washington (11/3/25)

Had 30 or More Assists

By UCLA	30 vs. Arizona State (1/19/17)
By Opponent	30 at Arizona (2/18/89)

Had 10 or More Blocks

By UCLA	11 vs. Colorado (1/14/23)
By Opponent	10 at USC (1/27/24)

Had 15 or More Steals

By UCLA	15 vs. Southern Utah (11/26/24)
By Opponent	15 at Oregon (1/26/20)

Had 20 or More Steals

By UCLA	20 vs. Wyoming (12/23/08)
By Opponent	22 vs. Maryland (11/27/98)

Committed at Least 20 Turnovers

By UCLA	21 at Maryland (1/10/25)
By Opponent	20 vs. USC (3/8/25)

Committed Fewer Than 10 Turnovers

By UCLA	9 vs. Oregon (12/6/25)
By Opponent	8 vs. California (11/25/25)

THE LAST TIME . . .

30 or More Points Scored

UCLA	31, Dylan Andrews, vs. Oregon State (3/13/14)
Opponent	32, Dawson Garcia, vs. Minnesota (2/18/25)

35 or More Points Scored

UCLA	37, Bryce Alford, at Colorado (1/12/17)
Opponent	36, Vladislav Goldin, vs. Michigan (1/7/25)

40 or More Points Scored

UCLA	44, Jason Kapono, at Washington State (1/4/03)
Opponent	40, Eddie House, Arizona State (2/17/00)

Two or More Players Scored 20+ Points

UCLA	Skyy Clark (25), Tyler Bilodeau (21), at Washington (12/3/25)
Opponent	Ty Berry (22), Nick Martinelli (20), at Northwestern (3/3/25)

Three or More Players Scored 20+ Points

UCLA	C. Smith (26), T. Campbell (22), J. Bernard (21), vs. Pepperdine (11/27/20)
Opponent	J. Brown (22), J. Clarkson (21), E. Ross (20), at Missouri (12/7/13)

Two or More Players Scored 25+ Points

UCLA	Norman Powell (27), Jordan Adams (25), vs. James Madison (11/15/12)
Opponent	Desure Buie (29), Jalen Ray (27), Hofstra (11/21/19)

Made 15 or More Field Goals

UCLA	15 made (15-23), Don MacLean, at Arizona (1/11/92)
Opponent	16 made (16-24), Drew Timme, Gonzaga (3/23/23)

Made 18 or More Field Goals

UCLA	21 made (21-22), Bill Walton, Memphis (3/26/73)
Opponent	18 made (18-29), Otis Birdsong, Houston (1/2/77)

Made 6 or More 3-Pointers

UCLA	Skyy Clark, 6-for-7, at Washington (12/3/25)
Opponent	John Tonje, 6-for-6, vs. Wisconsin (3/14/25)

Made 7 or More 3-Pointers

UCLA	Tyler Bilodeau, 7-for-12, at Illinois (2/11/25)
Opponent	Terrence Shannon Jr., 8-for-9, vs. Illinois (11/18/22)

Made 8 or More 3-Pointers

UCLA	Bryce Alford, 8-for-14, vs. Washington (3/1/17)
Opponent	Terrence Shannon Jr., 8-for-9, vs. Illinois (11/18/22)

Made 9 or More 3-Pointers

UCLA	Isaac Hamilton, 9-for-14, vs. Arizona State (1/19/17)
Opponent	has never occurred

Made 10 or More 3-Pointers

UCLA	has never occurred
Opponent	has never occurred

Made 10 or More Free Throws

UCLA	Sebastian Mack, 15-of-16, vs. Idaho State (11/20/24)
Opponent	Dawson Garcia, 11-of-12, vs. Minnesota (2/18/25)

Made 15 or More Free Throws

UCLA	Sebastian Mack, 15-of-16, vs. Idaho State (11/20/24)
Opponent	Andrew Andrews, 17-of-19, at Washington (1/1/16)

Attempted 20 or More Free Throws

UCLA	none since prior to 1979-80
Opponent	none since prior to 1979-80

Was Perfect With 15 or More Free Throws

UCLA	Jordan Adams, 16-of-16, vs. UC Irvine (11/13/12)
Opponent	Fennis Dembo, 16-of-16, vs. Wyoming (3/14/87)

Had 15 or More Rebounds

UCLA	Tyler Bilodeau, 15, vs. New Mexico (11/8/24)
Opponent	Mouhamed Gueye, 18, at Washington State (12/30/22)

Had 20 or More Rebounds

UCLA	Jalen Hill, 20, vs. Presbyterian (11/19/18)
Opponent	Zylan Cheatham, 20, vs. Arizona State (1/24/19)

Had 25 or More Rebounds

UCLA	27, Bill Walton, vs. Maryland (12/1/73)
Opponent	none since prior to 1970-71

Two Players Had 10 or More Rebounds

UCLA	Adem Bona (11), Jaylen Clark (11), vs. Arizona State (3/2/23)
Opponent	Prophet Johnson (10), Mark Lavrenov (10), vs. Sacramento State (11/18/25)

Two or More Players Had Double-Doubles

UCLA	J. Jaquez Jr. (12 p, 11 r), J. Clark (12 p 10 r), at Arizona (1/21/23)
Opponent	Prophet Johnson (13 p, 10 r), Mark Lavrenov (10 p, 10 r), vs. Sacramento State (11/18/25)

Shot 100 Percent From the Field (minimum 10 attempts)

By UCLA	none since prior to 1979-80
By Opponent	Brad Daugherty, 13-for-13, at North Carolina (11/24/85)

Shot 100 Percent from 3-Point Range (minimum 5 attempts)

By UCLA	Aaron Holiday, 5-for-5, vs. Washington State (12/29/17)
By Opponent	John Tonje, 6-for-6, vs. Wisconsin (3/14/25)

Had 10 or More Assists

By UCLA	Dylan Andrews, 11, at Washington (2/29/24)
By Opponent	Sahvir Wheeler, 11, at Washington (2/29/24)

Had 10 or More Assists and Zero Turnovers

By UCLA	Dylan Andrews, 11 assists, at Washington (2/29/24)
By Opponent	Keyshawn Woods, 10 assists, vs. Ohio State (12/22/18)

Had 15 or More Assists

By UCLA	Darren Collison, 15, at Arizona (2/17/07)
By Opponent	Phil Pressey, 19, vs. Missouri (12/28/12)

Had 20+ Points and 10+ Rebounds

By UCLA	Tyler Bilodeau (23 pts, 15 rbs), vs. New Mexico (11/8/24)
By Opponent	Hannes Steinbach (29 pts, 10 rbs), at Washington (12/3/25)

Had 20+ Points and 15+ Rebounds

By UCLA	Tyler Bilodeau (23 pts, 15 rbs), vs. New Mexico (11/8/24)
By Opponent	Bennie Boatwright (25 pts, 15 rbs), vs. USC (2/28/19)

Had 20+ Points and 20+ Rebounds

By UCLA	David Greenwood (31 pts, 23 rbs), Tulsa (12/18/76)
By Opponent	Todd MacCullough (26 pts, 21 rbs), Washington (1/31/99)

Had 25+ Points and 15+ Rebounds

By UCLA	Kevon Looney (27 pts, 19 rbs), vs. Stanford (1/8/15)
By Opponent	Bennie Boatwright (25 pts, 15 rbs), vs. USC (2/28/19)

Had 10+ Points and 10+ Assists

By UCLA	Dylan Andrews (21 pts, 11 ast), at Washington (2/29/24)
By Opponent	Deivon Smith (17 pts, 10 ast), vs. Utah (2/18/24)

Had 15+ Points and 10+ Assists

By UCLA	Dylan Andrews (21 pts, 11 ast), at Washington (2/29/24)
By Opponent	Deivon Smith (17 pts, 10 ast), vs. Utah (2/18/24)

Had 20+ Points and 10+ Assists

By UCLA	Dylan Andrews (21 pts, 11 ast), at Washington (2/29/24)
By Opponent	Daejon Davis (23 pts, 10 ast), Stanford (1/27/18)

Had 5 or More Steals

By UCLA	Kobe Johnson, 6, vs. Cal State Fullerton (11/22/24)
By Opponent	Jaden Bradley, 5, Arizona (12/14/24)

Had 8 or More Steals

By UCLA	Jordan Adams, 8, vs. Sacramento State (11/18/13)
By Opponent	Quinn Cook, 8, Duke (12/19/13)

Had 5 or More Blocks

By UCLA	Xavier Booker, 5, vs. Pepperdine (11/7/25)
By Opponent	Kenneth Chime, 5, vs. West Georgia (11/10/25)

Had 7 or More Blocks

By UCLA	Adem Bona, 7, at Arizona State (1/17/24)
By Opponent	Jarvis Varnado, 7, vs. Mississippi State (12/12/09)

Had 20+ Points and 5+ Blocks

By UCLA	Jaime Jaquez Jr. (23 pts, 5 blocks), vs. Colorado (1/14/23)
By Opponent	Drew Peterson (27 pts, 5 blocks), at USC (2/12/22)

Recorded a Triple-Double

By UCLA	Kyle Anderson (13p, 12r, 11a), vs. Morehead State (11/22/13)
By Opponent	Draymond Green (23p, 11r, 10a), Michigan State (3/17/11)

Played 45 or More Minutes

By UCLA	J. Juzang (51), J. Jaquez Jr. (50), T. Campbell (50), at Arizona State, 3-OT (2/5/22)
By Opponent	J. Heath (48), K. Lawrence (47), DJ Horne (46), at Arizona State, 3-OT (2/5/22)

Scored 20 or More Points off the Bench

By UCLA	Aday Mara, 22, vs. Wisconsin (1/21/25)
By Opponent	Anthony Dell'Orso, 20, vs. Arizona (11/14/25)

Scored 25 or More Points off the Bench

By UCLA	Sebastian Mack, 27, vs. CSUN (12/19/23)
By Opponent	Mike Saunders Jr., 25, at Utah (2/23/23)

Recorded 10 or More Rebounds off the Bench

By UCLA	Aday Mara, 10, at Northwestern (3/3/25)
By Opponent	Mark Lavrenov, 10, vs. Sacramento State (11/18/25)

Game No. 1 – November 3, 2025 Pauley Pavilion – Los Angeles, Calif. (12) UCLA 80, Eastern Washington 74										Game No. 2 – November 7, 2025 Pauley Pavilion – Los Angeles, Calif. (12) UCLA 74, Pepperdine 63										Game No. 3 – November 10, 2025 Pauley Pavilion – Los Angeles, Calif. (15) UCLA 83, West Georgia 62									
EASTERN WASHINGTON 74										PEPPERDINE 63										WEST GEORGIA 62									
NAME	FG	3FG	FT	R	PF	TP	A	MIN		NAME	FG	3FG	FT	R	PF	TP	A	MIN		NAME	FG	3FG	FT	R	PF	TP	A	MIN	
K. Huie	3-5	0-0	2-4	5	0	8	1	27		Y. Levy	1-4	0-1	0-0	2	3	2	1	15		S. Williams-Dryden	6-12	3-4	1-3	6	4	16	3	28	
E. Marquardt	3-5	1-4	1-2	3	0	8	3	22		J. Cooley	5-15	2-7	5-5	9	3	17	0	33		K. Griffin	1-5	0-2	2-2	3	4	4	3	32	
I. Moses	5-13	2-7	3-3	2	1	15	4	34		D. Dozic	2-9	2-6	2-2	2	2	8	0	30		K. Chime	0-1	0-0	0-0	1	4	0	2	23	
S. Rogers	6-6	0-0	0-0	4	3	12	3	23		S. Phipps	4-8	1-2	0-0	6	2	9	6	34		B. Hardewig	5-8	4-7	0-0	0	3	14	0	23	
J. Radford	2-9	2-9	2-3	8	4	8	3	27		L. Vudragovic	1-6	1-6	0-0	0	1	3	0	15		C. Lewless	5-10	3-7	0-0	1	2	13	3	27	
A. Hamilton IV	6-9	1-2	0-0	4	1	13	1	25		A. Clark	5-13	2-5	6-6	6	4	18	4	26		J. Daniel	2-3	0-0	1-2	1	2	5	0	17	
J. Anderson	2-2	1-1	1-2	1	2	6	5	15		P. Stosic	0-1	0-1	0-0	2	2	0	0	12		J. Smith	2-8	2-3	1-4	1	3	7	2	27	
T. Powell	1-2	0-1	0-0	0	2	2	1	13		N. Radovanovic	1-1	0-0	0-0	0	2	2	0	7		X. Shegog	0-2	0-0	0-0	3	1	0	2	18	
E. Thomas	0-2	0-2	0-0	0	0	0	0	5		D. Mager	0-1	0-1	0-0	0	0	0	0	3		E. Baldassarre	1-2	1-2	0-0	0	0	3	0	3	
A. Winkel	0-0	0-0	0-0	0	0	0	0	2		P. Phillips	0-0	0-0	0-0	1	0	0	0	10		N. Jones	0-0	0-0	0-0	0	0	0	0	1	
C. Scherer	0-0	0-0	0-0	1	0	0	1	3		S. Cicic	2-3	0-0	0-0	4	2	4	0	12		M. Young	0-0	0-0	0-0	0	0	0	0	1	
S. Ngoyi	1-1	0-0	0-0	1	0	2	0	3		P. Shemirani	0-0	0-0	0-0	0	0	0	0	3		TOTALS	22-51	13-25	5-11	22	23	62	15	200	
TOTALS	29-54	7-25	9-14	30	13	74	22	200		TOTALS	21-61	8-29	13-13	34	21	63	11	200		TOTALS	22-51	13-25	5-11	22	23	62	15	200	
UCLA 80										UCLA 74										UCLA 83									
NAME	FG	3FG	FT	R	PF	TP	A	MIN		NAME	FG	3FG	FT	R	PF	TP	A	MIN		NAME	FG	3FG	FT	R	PF	TP	A	MIN	
T. Bilodeau	8-16	3-6	0-0	6	3	19	1	32		E. Dailey Jr.	3-4	2-3	2-3	4	1	10	2	26		E. Dailey Jr.	5-9	1-2	3-4	3	1	14	1	22	
X. Booker	6-7	0-1	2-2	7	0	14	3	30		T. Bilodeau	4-9	0-4	1-2	4	1	9	1	28		T. Bilodeau	7-12	1-2	6-6	4	3	21	1	28	
D. Dent	8-17	1-3	4-4	4	1	21	9	36		X. Booker	5-8	1-2	4-4	5	2	15	1	31		X. Booker	2-3	0-1	0-0	6	2	4	4	26	
J. Brown	2-6	1-4	0-0	5	1	5	1	30		D. Dent	3-8	0-1	6-9	2	1	12	4	35		T. Perry	5-11	2-5	5-6	5	1	17	9	37	
S. Clark	4-12	2-6	0-1	2	4	10	3	25		S. Clark	3-5	2-3	3-4	4	2	11	0	30		S. Clark	3-8	0-1	2-2	2	1	8	3	32	
B. Williams	0-1	0-0	0-0	1	1	0	1	8		B. Williams	0-2	0-1	0-0	0	0	0	0	7		S. Jamerson II	2-3	0-0	3-4	2	3	7	1	13	
T. Perry	5-8	1-4	0-1	1	2	11	1	26		T. Perry	4-9	0-4	1-2	4	3	9	3	21		J. Brown	3-5	2-3	2-2	5	0	10	1	23	
S. Jamerson II	0-1	0-0	0-2	4	0	0	0	10		J. Brown	2-6	0-3	2-2	5	2	6	0	12		B. Williams	0-3	0-3	0-0	1	1	0	0	8	
E. Freeny	0-2	0-2	0-0	1	0	0	0	4		S. Jamerson II	1-1	0-0	0-0	4	3	2	0	9		E. Freeny	0-1	0-0	2-2	0	0	2	1	9	
TOTALS	33-70	8-26	6-10	35	12	80	19	200		TOTALS	25-52	5-21	19-26	34	15	74	11	200		TOTALS	27-55	6-17	23-26	36	12	83	21	200	
Halftime Score – UCLA 40, Eastern Washington 33. Team Rebounds – UCLA 4, Eastern Washington 1. Turnovers – Eastern Washington 16, UCLA 8. Technicals – None. Attendance: 3,615. Officials – Randy Richardson, Verne Harris, Nate Harris.										Halftime Score – UCLA 37, Pepperdine 28. Team Rebounds – UCLA 2, Pepperdine 2. Turnovers – Pepperdine 12, UCLA 10. Technicals – None. Attendance: 9,103. Officials – Earl Walton, Edwin Young, Alex Landis.										Halftime Score – UCLA 37, West Georgia 32. Team Rebounds – UCLA 8, West Georgia 6. Turnovers – West Georgia 17, UCLA 11. Technicals – None. Attendance: 4,133. Officials – Mike Littlewood, Jason Phillips, Amy Bonner.									
Game No. 4 – November 14, 2025 Intuit Dome – Inglewood, Calif. (5) Arizona 69, (15) UCLA 65										Game No. 5 – November 18, 2025 Pauley Pavilion – Los Angeles, Calif. (19) UCLA 79, Sacramento State 48										Game No. 6 – November 21, 2025 Pauley Pavilion – Los Angeles, Calif. (19) UCLA 86, Presbyterian 46									
ARIZONA 69										SACRAMENTO STATE 48										PRESBYTERIAN 46									
NAME	FG	3FG	FT	R	PF	TP	A	MIN		NAME	FG	3FG	FT	R	PF	TP	A	MIN		NAME	FG	3FG	FT	R	PF	TP	A	MIN	
I. Kharchenkov	2-4	0-2	0-0	3	1	4	1	14		S. O'Neal	0-1	0-0	0-2	2	4	0	0	17		J. Pierce	6-11	0-0	1-3	5	2	13	2	32	
K. Peat	2-5	0-1	3-4	4	4	7	0	20		J. Cherry	1-3	0-1	0-0	1	2	2	0	12		J. Peterson	1-4	0-0	2-4	6	4	4	0	30	
M. Krivas	5-6	0-0	0-0	8	2	10	3	34		M. Williams	2-14	0-3	5-8	4	3	9	3	34		J. Pickett	0-4	0-4	0-0	1	1	0	3	28	
J. Bradley	6-10	1-2	2-2	4	1	15	3	35		J. Summers	3-6	2-5	3-4	1	3	11	0	24		T. Wilson	2-8	0-5	5-6	2	2	9	4	28	
B. Burries	1-9	1-6	2-2	1	1	5	3	34		P. Johnson	4-11	1-5	4-6	10	2	13	4	38		C. Parrish	1-4	0-3	0-0	2	2	2	1	21	
D. Aristode	0-2	0-1	0-0	1	0	0	0	9		J. Teat	0-4	0-3	0-0	0	1	0	0	11		I. King	2-7	1-3	0-0	2	2	5	1	21	
A. Dell'Orso	6-11	4-7	4-4	2	1	20	3	28		M. Lavrenov	2-8	0-2	6-8	10	3	10	0	29		A. Anderson	0-1	0-1	0-0	0	1	0	0	1	
T. Awaka	4-8	0-0	0-3	10	1	8	3	26		A. Madi	0-2	0-2	0-0	0	1	0	0	8		K. Hudson	3-6	0-1	0-0	4	1	6	0	18	
TOTALS	26-55	6-19	11-15	35	11	69	16	200		T. Glover	0-1	0-1	0-0	0	1	0	1	5		JD Bowden	2-5	1-2	2-2	1	0	7	1	12	
UCLA 65										UCLA 79										UCLA 86									
NAME	FG	3FG	FT	R	PF	TP	A	MIN		NAME	FG	3FG	FT	R	PF	TP	A	MIN		NAME	FG	3FG	FT	R	PF	TP	A	MIN	
E. Dailey Jr.	5-10	3-5	0-0	5	2	13	2	32		E. Dailey Jr.	5-10	0-4	5-6	10	1	15	4	30		E. Dailey Jr.	3-3	1-1	0-2	4	2	7	1	18	
T. Bilodeau	7-10	3-4	2-3	2	0	19	1	32		S. Jamerson II	0-0	0-0	0-0	3	1	0	0	10		X. Booker	3-4	1-1	2-2	1	0	9	3	21	
X. Booker	4-7	2-3	0-0	7	4	10	1	31		T. Perry	4-7	2-3	1-1	2	1	11	1	27		D. Dent	5-9	0-2	4-7	1	0	14	5	24	
D. Dent	5-16	0-0	1-1	3	1	11	8	35		J. Brown	3-5	1-2	3-3	5	3	10	3	19		B. Williams	4-7	1-2	2-2	7	2	11	1	25	
S. Clark	3-11	1-4	2-2	2	3	9	2	28		B. Williams	1-5	1-2	2-5	4	1	5	3	18		S. Clark	9-11	1-2	3-3	3	3	22	1	25	
S. Jamerson II	0-0	0-0	0-0	1	0	0	1	9		X. Booker	6-8	0-1	0-0	8	4	12	0	19		T. Perry	3-6	1-1	2-2	1	2	9	3	24	
T. Perry	1-1	0-0	1-2	2	1	3	0	18		T. Bilodeau	1-5	0-1	4-4	4	5	6	1	18		J. Brown	3-6	1-3	2-2	7	1	9	0	25	
J. Brown	0-0	0-0	0-0	0	0	0	0	7		S. Clark	3-4	3-4	0-0	1	5	9	1	19		S. Jamerson II	1-2	0-0	1-3	1	3	3	3	16	
B. Williams	0-3	0-1	0-0	2	1	0	0	7		D. Dent	2-9	0-3	1-5	1	2	5	7	24		E. Freeny	1-1	0-0	0-0	2	1	2	0	14	
TOTALS	25-58	9-17	6-8	28	12	65	15	200		E. Freeny	2-3	0-1	0-0	1	2	4	0	9		A. Peoples Jr.	0-0</								

Game No. 7 – November 25, 2025 Chase Center – San Francisco, Calif. California 80, (18) UCLA 72										Game No. 8 – December 3, 2025 Alaska Airlines Arena – Seattle, Wash. UCLA 82, Washington 80										Game No. 9 – December 6, 2025 Pauley Pavilion – Los Angeles, Calif. UCLA 74, Oregon 63									
UCLA 72										UCLA 82										OREGON 63									
NAME	FG	3FG	FT	R	PF	TP	A	MIN		NAME	FG	3FG	FT	R	PF	TP	A	MIN		NAME	FG	3FG	FT	R	PF	TP	A	MIN	
E. Dailey Jr.	7-15	3-7	0-1	7	2	17	3	35		E. Dailey Jr.	0-3	0-1	0-2	0	4	0	0	16		S. Stewart	1-3	0-0	3-5	6	2	5	0	21	
X. Booker	4-9	0-0	2-4	4	1	10	0	31		T. Bilodeau	7-14	1-6	6-7	5	3	21	0	30		D. Pryor	0-4	0-3	0-0	1	2	0	1	22	
D. Dent	1-8	0-2	1-4	4	0	3	7	31		X. Booker	3-5	1-2	1-2	3	2	8	2	17		N. Bittle	0-11	0-4	3-4	5	2	3	2	25	
B. Williams	3-5	0-1	0-0	2	2	6	1	11		D. Dent	6-13	0-1	5-6	3	1	17	8	39		J. Shelstad	7-12	4-9	2-3	4	3	20	2	38	
S. Clark	2-8	1-4	2-2	5	4	7	1	25		S. Clark	7-9	6-7	5-6	2	2	25	3	39		T. Simpkins	4-8	3-7	3-3	2	3	14	2	33	
J. Brown	3-7	2-5	1-1	6	4	9	1	29		J. Brown	3-6	1-3	0-0	6	3	7	0	26		E. Demir	3-7	0-0	0-2	5	3	6	0	20	
T. Perry	5-9	1-2	6-9	3	2	17	3	25		S. Jamerson II	2-2	0-0	0-1	2	4	4	2	21		O. Kobzystyi	1-3	1-2	2-2	0	1	5	0	13	
S. Jamerson II	1-1	0-0	1-2	3	3	3	1	9		B. Williams	0-1	0-0	0-0	0	0	0	0	11		D. Lindsay	2-7	0-1	4-5	6	1	8	1	21	
E. Freeny	0-2	0-1	0-0	0	1	0	0	4		E. Freeny	0-0	0-0	0-0	0	0	0	0	2		W. Lin	1-2	0-1	0-0	0	0	2	0	7	
TOTALS	26-64	7-22	13-23	41	19	72	11	200		TOTALS	28-53	9-20	17-24	21	19	82	15	200		L. Johnson	0-0	0-0	0-0	0	0	0	0	0+	
CALIFORNIA 80										WASHINGTON 80										UCLA 74									
NAME	FG	3FG	FT	R	PF	TP	A	MIN		NAME	FG	3FG	FT	R	PF	TP	A	MIN		NAME	FG	3FG	FT	R	PF	TP	A	MIN	
J. Camden	2-5	1-2	0-0	3	0	5	1	25		H. Steinbach	11-12	0-0	7-8	10	4	29	3	32		E. Dailey Jr.	6-9	2-4	4-4	8	2	18	0	30	
C. Bell	6-11	5-7	5-5	6	2	22	0	31		F. Kepnang	1-5	0-0	1-1	7	3	3	0	27		T. Bilodeau	4-7	1-3	5-5	8	3	14	1	34	
L. Dort	1-2	0-0	1-2	3	5	3	0	17		Q. Peterson	5-9	2-5	0-0	1	3	12	2	36		X. Booker	5-9	2-3	0-1	5	3	12	1	22	
D. Ames	5-12	2-4	2-2	0	4	14	0	24		Z. Diallo	8-13	2-5	1-2	3	4	19	4	34		D. Dent	4-14	0-1	5-7	1	0	13	3	38	
J. Pippen	4-10	3-6	2-2	3	4	13	3	29		W. Yates III	4-13	4-10	0-1	3	1	12	1	33		S. Clark	4-11	3-6	2-2	3	3	13	4	33	
M. Ilic	0-0	0-0	1-5	4	2	1	4	23		D. Claude	2-6	1-3	0-0	3	2	5	4	20		B. Williams	0-0	0-0	0-0	1	1	0	1	6	
D. Campbell	2-5	0-1	0-0	2	3	4	2	16		L. Sommerville	0-1	0-0	0-0	2	1	0	0	10		T. Perry	1-2	0-0	0-0	1	0	2	0	10	
R. Petraitis	4-6	0-0	4-4	7	0	12	1	23		JJ Mandaquit	0-1	0-1	0-0	0	2	0	0	7		S. Jamerson II	0-1	0-0	2-2	4	4	2	0	18	
S. Carr	2-7	0-2	2-2	3	3	6	4	13		TOTALS	31-60	9-24	9-12	33	20	80	14	200		J. Brown	0-2	0-1	0-0	1	1	0	0	10	
TOTALS	26-58	11-22	17-22	35	23	80	15	200		Halftime Score – UCLA 36, Washington 32. Team Rebounds – Washington 4, UCLA 0. Turnovers – Washington 15, UCLA 7. Technicals – None. Attendance: 6,700. Officials – Paul Szclz, Randy Richardson, Mike Littlewood.										TOTALS 24-55 8-18 18-21 36 17 74 10 200									
Halftime Score – UCLA 41, California 36. Team Rebounds – UCLA 7, California 4. Turnovers – UCLA 11, California 8. Technicals – California: Chris Bell (1st Half). Attendance: 7,293. Officials – Mike Reed, Nate Harris, Rob Kueneman.																				Halftime Score – UCLA 44, Oregon 31. Team Rebounds – Oregon 5, UCLA 4. Turnovers – Oregon 11, UCLA 9. Technicals – None. Attendance: 7,022. Officials – D.J. Carstensen, Verne Harris, Rob Kueneman.									

UCLA'S TOP SHOOTING PERFORMANCES, SINGLE SEASON

Since the NCAA adopted the 3-point arc in 1986-87, below are the Bruins' top across-the-board shooting percentages.
 To qualify for this list (single season), a player had to shoot at least 44.0 percent overall, 37.0 percent from 3-point range, and 77.0 percent from the free throw line.

UCLA Player	Season	Games	FG / ATT	FT Pct.	3-FG / ATT	Pct.	FT / ATT	FT Pct.
Skyy Clark	2024-25	34	99 / 216	.458	48 / 121	.397	42 / 54	.778
Tyger Campbell	2021-22	33	138 / 311	.444	50 / 122	.410	67 / 80	.838
Aaron Holiday	2017-18	33	212 / 460	.461	88 / 205	.429	159 / 192	.828
Thomas Welsh	2017-18	33	162 / 334	.485	45 / 112	.402	48 / 58	.828
Bryce Alford	2016-17	36	173 / 387	.447	116 / 270	.430	96 / 117	.821
Isaac Hamilton	2015-16	32	206 / 436	.472	60 / 159	.377	66 / 82	.805
Travis Wear	2013-14	34	105 / 198	.530	11 / 25	.440	25 / 30	.833
David Wear	2013-14	37	93 / 185	.503	23 / 52	.442	33 / 41	.805
David Wear	2011-12	32	128 / 263	.487	14 / 30	.367	55 / 70	.786
Josh Shipp	2008-09	33	170 / 337	.504	55 / 127	.433	85 / 106	.802
Darren Collison	2008-09	35	175 / 344	.509	41 / 104	.394	113 / 126	.897
Nikola Dragovic	2007-08	33	114 / 253	.451	60 / 157	.382	32 / 36	.889
Darren Collison	2007-08	33	161 / 335	.481	53 / 101	.525	102 / 117	.872
Arron Afflalo	2006-07	36	210 / 456	.461	87 / 232	.375	101 / 126	.802
Darren Collison	2006-07	35	149 / 312	.478	51 / 114	.447	94 / 116	.810
Cedric Bozeman	2005-06	31	84 / 168	.500	22 / 56	.393	45 / 58	.776
Dijon Thompson	2004-05	28	183 / 386	.474	32 / 115	.374	107 / 136	.787
Jason Kapono	2002-03	29	171 / 374	.457	64 / 161	.398	81 / 92	.880
Jason Kapono	2001-02	33	170 / 370	.459	87 / 182	.453	101 / 118	.856
Billy Knight	2001-02	33	146 / 319	.458	60 / 151	.397	114 / 138	.826
Jason Kapono	2000-01	32	167 / 379	.441	84 / 184	.457	133 / 153	.869
Kris Johnson	1997-98	29	188 / 362	.519	47 / 115	.409	110 / 132	.833
Ed O'Bannon	1994-95	33	247 / 463	.533	55 / 127	.433	124 / 158	.785
Tyus Edney	1993-94	28	137 / 294	.466	24 / 64	.375	132 / 161	.820
Tyus Edney	1992-93	33	142 / 294	.483	34 / 82	.415	132 / 157	.841
Tyus Edney	1991-92	33	240 / 446	.538	78 / 156	.500	145 / 185	.784
Tracy Murray	1991-92	33	240 / 446	.538	78 / 156	.500	145 / 185	.784
Tracy Murray	1990-91	32	247 / 491	.503	73 / 189	.386	112 / 141	.794
Gerald Madkins	1987-88	30	66 / 111	.595	14 / 31	.452	29 / 35	.829
Reggie Miller	1986-87	32	247 / 455	.543	69 / 157	.439	149 / 179	.832

MARKELL ALSTON (10)

FRESHMAN – G – 6-1, 185 – Queensbridge, N.Y. (Christ the King HS)



MARKELL ALSTON (10)
freshman

SEASON/CAREER BEST PERFORMANCES

Category	Season High	Career High
Points	—	—
Rebounds	—	—
Assists	—	—
Steals	—	—
Blocks	—	—
Minutes	—	—
FG Made	—	—
FG Att.	—	—
3PFG Made	—	—
3PFG Att.	—	—
FT Made	—	—
FT Att.	—	—

KEY NOTES ON MARKELL ALSTON

- Was a four-year varsity letterwinner at Christ the King High School in New York City, playing for head coach Joe Arbitello
- As a senior in high school in 2024-25, averaged 13.1 points per game and secured all-state honors from the New York State Sportswriters Association
- During his first two seasons of high school, was teammates with UCLA's Brandon Williams (now in his third season in the Bruins' program)

MARKELL ALSTON'S GAME-BY-GAME (2025-26)

DATE	OPP	G-GS	MIN	FG-FGA	PCT	3FG-A	PCT	FT-FTA	PCT	OR	DR	TOT	PF-DQ	A	TO	BS	S	PTS
11-03	Eastern Washington	—	DNP	—	—	—	—	—	—	—	—	—	—	—	—	—	—	—
11-07	Pepperdine	—	DNP	—	—	—	—	—	—	—	—	—	—	—	—	—	—	—
11-10	West Georgia	—	DNP	—	—	—	—	—	—	—	—	—	—	—	—	—	—	—
11-14	vs. Arizona	—	DNP	—	—	—	—	—	—	—	—	—	—	—	—	—	—	—
11-18	Sacramento State	—	DNP	—	—	—	—	—	—	—	—	—	—	—	—	—	—	—
11-21	Presbyterian	—	DNP	—	—	—	—	—	—	—	—	—	—	—	—	—	—	—
11-25	vs. California	—	DNP	—	—	—	—	—	—	—	—	—	—	—	—	—	—	—
12-03	at Washington	—	DNP	—	—	—	—	—	—	—	—	—	—	—	—	—	—	—
12-06	Oregon	—	DNP	—	—	—	—	—	—	—	—	—	—	—	—	—	—	—
TOTALS		—	—	—	—	—	—	—	—	—	—	—	—	—	—	—	—	—


MARKELL ALSTON'S CAREER STATISTICS

SEASON	Yr.	G-GS	MIN	MPG	FG-FGA	PCT	3FG-A	PCT	FT-FTA	PCT	OR	DR	TOT	RPG	PF-DQ	A	TO	BS	S	PTS	PPG
2025-26	FR	0-0	0	—	0-0	—	0-0	—	0-0	—	0	0	0	—	0-0	0	0	0	0	0	—
CAREER		0-0	0	—	0-0	—	0-0	—	0-0	—	0	0	0	—	0-0	0	0	0	0	0	—

SENIOR – F – 6-9, 235 – Kennewick, Wash. (Kamiakin HS / Oregon State)

Category	Season High
Points	21 (twice), last at Washington (Dec. 3, 2025)
Rebounds	8 vs. Oregon (Dec. 6, 2025)
Assists	1 (6 times), last vs. Oregon (Dec. 6, 2025)
Steals	2 (twice), last vs. Sacramento State (Nov. 18, 2025)
Blocks	1 vs. Arizona (Nov. 14, 2025)
Minutes	34 vs. Oregon (Dec. 6, 2025)
FG Made	8 vs. Eastern Washington (Nov. 3, 2025)
FG Att.	16 vs. Eastern Washington (Nov. 3, 2025)
3PFG Made	3 (twice), last vs. Arizona (Nov. 14, 2025)
3PFG Att.	6 (twice), last at Washington (Dec. 3, 2025)
FT Made	6 (twice), last at Washington (Dec. 3, 2025)
FT Att.	7 at Washington (Dec. 3, 2025)

26 (3 times), last vs. North Carolina (Dec. 21, 2024)
15 vs. New Mexico (Nov. 8, 2024)
4 (3 times), last vs. Oregon (Jan. 30, 2025)
3 at Washington State (Jan. 4, 2024)
2 (4 times), last vs. Arizona (Jan. 25, 2024)
39 vs. Appalachian State (Nov. 14, 2024)
10 at Oregon (Feb. 28, 2024)
20 vs. New Mexico (Nov. 8, 2024)
7 at Illinois (Feb. 11, 2025)
12 at Illinois (Feb. 11, 2025)
9 vs. Arizona State (Jan. 27, 2024)
12 vs. Arizona State (Jan. 27, 2024)



TYLER BILODEAU (34)
senior

65 career games, 10 or more points
12 career games, 20 or more points
4 career double-doubles

- Has averaged a team-leading 15.6 points per game ... also has averaged 4.7 rebounds in seven contests
- Was named to the 20-person watch list for this season's Karl Malone Power Forward of the Year Award
- Through seven games, has shot 61.7 percent from 2-point distance (29-for-47)
- Overall, has shot 52.1 percent ... is shooting 34.6 percent from 3-point distance ... he missed two games this season with a left knee sprain
- Last season, he led the team in scoring (13.5 ppg) and was second in rebounding (4.6 rpg) in 33 games
- Named a third-team All-Big Ten Conference selection last season, as chosen by the league's coaches, in the end-of-season Big Ten awards
- Scored 25 points in UCLA's 83-78 loss at Illinois last season (Feb. 11, 2025) ... made a career-high seven 3-pointers on 12 attempts in that game
- Tied his career high in points, scoring 26 versus North Carolina at Madison Square Garden in New York City (Dec. 21, 2024) ... was 9-for-14 overall and 5-for-6 from 3-point range
- Last season, he totaled 23 points and a career-best 15 rebounds in a loss to New Mexico in Henderson, Nev., in UCLA's second game of the season (Nov. 8, 2024)
- Became UCLA's first player since Jaime Jaquez Jr. on Feb. 4, 2023, to have at least 15 points and 15 rebounds in the same game (totaled 23-pts and 15-reb, versus New Mexico)
- Transferred to UCLA in the summer of 2024 from Oregon State ... played in 64 games (45 starts) over the previous two seasons at Oregon State
- Has scored at least 10 points in 65 career games (includes five games this season, includes 24 games last season)
- Totaled a career-best 26 points in three games (once last season, and twice at Oregon State in 2023-24)
- Has registered 20 points or more in 11 career games (twice this season, four times last season, six times in his two prior seasons at Oregon State)
- Averaged 10.7 points and 4.8 rebounds per game in his first two seasons at Oregon State (64 games)
- Was born in Billings, Montana, and grew up in central Washington ... has one twin brother (Jacob) and one younger sister (Alexa) ... also excelled in ice hockey as a youngster
- As a high school player, competed at Kamiakin High School (Kennewick, Wash.) ... was honored as the 2021-22 Gatorade Boys Basketball Player of the Year in the state of Washington

DATE	OPP	G-GS	MIN	FG-FGA	PCT	3FG-A	PCT	FT-FTA	PCT	OR	DR	TOT	PF-DQ	A	TO	BS	S	PTS
11-03	Eastern Washington	1-1	31:41	8-16	.500	3-6	.500	0-0	.000	2	4	6	3-0	1	0	0	2	19
11-07	Pepperdine	1-1	28:29	4-9	.444	0-4	.000	1-2	.500	1	3	4	1-0	1	2	0	1	9
11-10	West Georgia	1-1	28:26	7-12	.583	1-2	.500	6-6	1.000	1	3	4	3-0	1	1	0	1	21
11-14	vs. Arizona	1-1	32:33	7-10	.700	3-4	.750	2-3	.667	1	1	2	0-0	1	2	1	0	19
11-18	Sacramento State	1-0	18:16	1-5	.200	0-1	.000	4-4	1.000	1	3	4	5-1	1	2	0	2	6
11-21	Presbyterian	—	DNP	—	—	—	—	—	—	—	—	—	—	—	—	—	—	—
11-25	vs. California	—	DNP	—	—	—	—	—	—	—	—	—	—	—	—	—	—	—
12-03	at Washington	1-1	29:50	7-14	.500	1-6	.167	6-7	.857	1	4	5	3-0	0	2	0	1	21
12-06	Oregon	1-1	33:59	4-7	.571	1-3	.333	5-5	1.000	0	8	8	3-0	1	1	0	1	14
TOTALS		7-6	203:15	38-73	.521	9-26	.346	24-27	.889	7	26	33	18-0	6	10	1	8	109

SEASON	Yr.	G-GS	MIN	MPG	FG-FGA	PCT	3FG-A	PCT	FT-FTA	PCT	OR	DR	TOT	RPG	PF-DQ	A	TO	BS	S	PTS	PPG
2022-23	¹ SO	32-13	631	19.7	84-184	.457	12-40	.300	44-54	.815	33	91	124	3.9	87-3	18	37	11	12	224	7.0
2023-24	¹ FR	32-32	952	29.8	171-321	.533	30-87	.345	87-109	.798	29	153	182	5.7	93-1	39	49	13	18	459	14.3
2024-25	JR	33-33	873	26.4	171-345	.496	38-95	.400	66-92	.717	48	103	151	4.6	73-1	48	38	11	29	446	13.5
2025-26	SR	7-6	203	29.0	38-73	.521	9-26	.346	24-27	.889	7	26	33	4.7	18-1	6	10	1	8	109	15.6
CAREER		104-84	2659	25.6	464-923	.503	89-248	.359	221-282	.784	117	373	490	4.7	271-6	111	134	36	67	1238	11.9

1 first two seasons at Oregon State University

XAVIER BOOKER (1)
JUNIOR – F – 6-11, 245 – Indianapolis, Ind. (Cathedral HS / Michigan State)

SEASON/CAREER BEST PERFORMANCES

Category	Season High	Career High
Points	15 vs. Pepperdine (Nov. 7, 2025)	18 vs. Oakland (Dec. 17, 2024)
Rebounds	7 (twice), last vs. Arizona (Nov. 14, 2025)	7 (4 times), last vs. Arizona (Nov. 14, 2025)
Assists	4 vs. West Georgia (Nov. 10, 2025)	3 (twice), last vs. Eastern Washington (Nov. 3, 2025)
Steals	1 (twice), last vs. Oregon (Dec. 6, 2025)	2 vs. Minnesota (March 14, 2024)
Blocks	5 vs. Pepperdine (Nov. 7, 2025)	5 vs. Pepperdine (Nov. 7, 2025)
Minutes	31 vs. California (Nov. 25, 2025)	31 vs. California (Nov. 25, 2025)
FG Made	6 vs. Eastern Washington (Nov. 3, 2025)	6 vs. Eastern Washington (Nov. 3, 2025)
FG Att.	9 (twice), last vs. Oregon (Dec. 6, 2025)	10 vs. Monmouth (Nov. 4, 2024)
3PFG Made	2 (twice), last vs. Oregon (Dec. 6, 2025)	3 (twice), last vs. Oakland (Dec. 17, 2024)
3PFG Att.	3 (twice), last vs. Oregon (Dec. 6, 2025)	6 vs. Alcorn State (Nov. 19, 2023)
FT Made	4 vs. Pepperdine (Nov. 7, 2025)	5 vs. Oakland (Dec. 17, 2024)
FT Att.	4 (twice), last vs. California (Nov. 25, 2025)	6 vs. Oakland (Dec. 17, 2024)



XAVIER BOOKER (1)
junior

13 career games, 10 or more points

KEY NOTES ON XAVIER BOOKER

- Has averaged 10.4 points, 5.1 rebounds and 1.6 blocks in all nine games ... has started eight of the Bruins' nine games
- Has averaged 25.3 minutes per game ... played a career-high 31:30 in the Bruins' game against California at Chase Center in San Francisco (Nov. 25, 2025)
- Played at least 26 minutes in five games this season ... had never played 26 minutes or more in any game the past two seasons at Michigan State
- Has shot 63.3 percent from the field (38-for-60) and has made 7 of 14 attempts from 3-point distance (50.0%)
- Recorded 15 points and a career-best five blocks in the Bruins' home win over Pepperdine (Nov. 7, 2025)
- Has scored at least 10 points in 13 career games (six times this season, and seven times during the past two seasons)
- Transferred to UCLA in the summer of 2025 after two seasons at Michigan State (2023-24, 2024-25)
- Averaged 4.3 points, 2.0 rebounds and 0.6 blocks in 60 games during two years at Michigan State
- Last season, he scored at least 10 points in five games ... had a career-high 18 points against Oakland University (Dec. 17, 2024)
- Graduated from Cathedral High School in Indianapolis in 2023, prior to enrolling at Michigan State

XAVIER BOOKER'S GAME-BY-GAME (2025-26)

DATE	OPP	G-GS	MIN	FG-FGA	PCT	3FG-A	PCT	FT-FTA	PCT	OR	DR	TOT	PF-DQ	A	TO	BS	S	PTS
11-03	Eastern Washington	1-1	29:37	6-7	.857	0-1	.000	2-2	1.000	3	4	7	0-0	3	0	1	0	14
11-07	Pepperdine	1-1	30:35	5-8	.625	1-2	.500	4-4	1.000	2	3	5	2-0	1	0	5	0	15
11-10	West Georgia	1-1	26:26	2-3	.667	0-1	.000	0-0	.000	1	5	6	2-0	4	1	2	0	4
11-14	vs. Arizona	1-1	31:14	4-7	.571	2-3	.667	0-0	.000	1	6	7	4-0	1	4	1	0	10
11-18	Sacramento State	1-0	19:09	6-8	.750	0-1	.000	0-0	.000	3	5	8	4-0	0	5	0	1	12
11-21	Presbyterian	1-1	20:57	3-4	.750	1-1	1.000	2-2	1.000	0	1	1	0-0	3	0	1	0	9
11-25	vs. California	1-1	31:30	4-9	.444	0-0	.000	2-4	.500	3	1	4	1-0	0	0	3	0	10
12-03	at Washington	1-1	16:51	3-5	.600	1-2	.500	1-2	.500	1	2	3	2-0	2	0	0	0	8
12-06	Oregon	1-1	21:34	5-9	.556	2-3	.667	0-1	.000	2	3	5	3-0	1	0	1	1	12
TOTALS		9-8	227:54	38-60	.633	7-14	.500	11-15	.733	16	30	46	18-0	15	10	14	2	94

XAVIER BOOKER'S CAREER STATISTICS


SEASON	Yr.	G-GS	MIN	MPG	FG-FGA	PCT	3FG-A	PCT	FT-FTA	PCT	OR	DR	TOT	RPG	PF-DQ	A	TO	BS	S	PTS	PPG
2023-24	¹ FR	27-2	249	9.2	36-82	.439	16-48	.333	12-19	.632	9	37	46	1.7	30-0	6	7	14	3	100	3.7
2024-25	¹ SO	33-3	424	12.8	58-139	.417	17-73	.233	22-28	.786	22	51	73	2.2	41-0	8	29	22	2	155	4.7
2025-26	JR	9-8	228	25.3	38-60	.633	7-14	.500	11-15	.733	16	30	46	5.1	18-0	15	10	14	2	94	10.4
CAREER		69-13	900	13.0	132-281	.470	40-135	.296	45-62	.726	47	118	165	2.4	89-0	29	46	50	7	349	5.1

1 first two seasons at Michigan State University

JAMAR BROWN (4)
5th YEAR SENIOR – G – 6-5, 200 – Chandler, Ariz. (Hamilton HS / UMKC)

SEASON/CAREER BEST PERFORMANCES

Category	Season High	Career High
Points	10 (twice), last vs. Sacramento State (Nov. 18, 2025)	29 (twice), last vs. North Dakota (Feb. 8, 2025)
Rebounds	7 vs. Presbyterian (Nov. 21, 2025)	16 at Creighton (Nov. 16, 2024)
Assists	3 vs. Sacramento State (Nov. 18, 2025)	6 at Wichita State (Dec. 17, 2024)
Steals	3 vs. Presbyterian (Nov. 21, 2025)	6 at South Dakota (Feb. 22, 2024)
Blocks	1 vs. Eastern Washington (Nov. 3, 2025)	2 (twice), last vs. Omaha (Feb. 19, 2025)
Minutes	29 vs. Eastern Washington (Nov. 3, 2025)	42 vs. North Dakota State (Jan. 11, 2024)
FG Made	3 (5 times), last at Washington (Dec. 3, 2025)	12 vs. Tabor (Dec. 12, 2023)
FG Att.	7 vs. California (Nov. 25, 2025)	21 vs. Tabor (Dec. 12, 2023)
3PFG Made	2 (twice), last vs. California (Nov. 25, 2025)	6 vs. North Dakota (Feb. 8, 2025)
3PFG Att.	5 vs. California (Nov. 25, 2025)	11 (twice), last at South Dakota State (Feb. 22, 2025)
FT Made	3 vs. Sacramento State (Nov. 18, 2025)	13 vs. Denver (Feb. 27, 2025)
FT Att.	3 vs. Sacramento State (Nov. 18, 2025)	14 vs. Denver (Feb. 27, 2025)



JAMAR BROWN (4)
5th-year senior

53 career games, 10 or more points
17 career games, 20 or more points
14 double-doubles

these statistics include Brown's two
seasons at UMKC

KEY NOTES ON JAMAR BROWN

- Has averaged 6.2 points and 4.4 rebounds in all nine games this season ... has averaged 20.1 minutes per game
- Has averaged 8.76 rebounds per 40 minutes of game action (40 rebounds in 181 minutes) ... ranks third on the team in rebounding (4.4 rpg)
- Has shot 10-for-10 at the free throw line, including a perfect 6-for-6 in the Bruins' past four games
- Has scored at least 10 points in 53 career NCAA games (two games this season, 51 games in his prior to seasons at UMKC)
- Has registered 20 or more points in 17 career contests (all while playing at UMKC the past two seasons)
- Finished with 10 points and five rebounds in UCLA's wins against West Georgia and Sacramento State
- Transferred to UCLA in the summer of 2025 after two seasons at the University of Missouri-Kansas City (UMKC)
- Prior to UMKC, played as a freshman and sophomore at Phoenix College in Phoenix, Arizona
- In two seasons at UMKC, averaged 16.0 points, 6.7 rebounds and 1.3 assists in 62 games (61 starts)
- Led UMKC in scoring and rebounding in each of the last two seasons ... shot 45.3 percent from the field and 36.8 from 3-point territory
- Last season, averaged 17.0 points and 7.4 rebounds per game (both team-high averages)
- Last season, ranked second among all players in the Summit League in minutes played per game (33.3 mpg)
- Spent his first two collegiate seasons competing at Phoenix College (junior college in Phoenix, Arizona)

JAMAR BROWN'S GAME-BY-GAME (2025-26)

DATE	OPP	G-GS	MIN	FG-FGA	PCT	3FG-A	PCT	FT-FTA	PCT	OR	DR	TOT	PF-DQ	A	TO	BS	S	PTS
11-03	Eastern Washington	1-1	29:38	2-6	.333	1-4	.250	0-0	.000	2	3	5	1-0	1	1	1	2	5
11-07	Pepperdine	1-0	12:16	2-6	.333	0-3	.000	2-2	1.000	3	2	5	2-0	0	0	0	0	6
11-10	West Georgia	1-0	23:08	3-5	.600	2-3	.667	2-2	1.000	0	5	5	0-0	1	1	0	1	10
11-14	vs. Arizona	1-0	6:56	0-0	.000	0-0	.000	0-0	.000	0	0	0	0-0	0	0	0	0	0
11-18	Sacramento State	1-1	19:20	3-5	.600	1-2	.500	3-3	1.000	1	4	5	3-0	3	2	0	0	10
11-21	Presbyterian	1-0	25:09	3-6	.500	1-3	.333	2-2	1.000	2	5	7	1-0	0	1	0	3	9
11-25	vs. California	1-0	28:56	3-7	.429	2-5	.400	1-1	1.000	1	5	6	4-0	1	1	1	1	9
12-03	at Washington	1-0	25:54	3-6	.500	1-3	.333	0-0	.000	3	3	6	3-0	0	0	0	1	7
12-06	Oregon	1-0	9:44	0-2	.000	0-1	.000	0-0	.000	1	0	1	1-0	0	0	0	0	0
TOTALS		9-2	181:01	19-43	.442	8-24	.333	10-10	1.000	13	27	40	15-0	6	6	2	8	56

JAMAR BROWN'S CAREER STATISTICS

SEASON	Yr.	G-GS	MIN	MPG	FG-FGA	PCT	3FG-A	PCT	FT-FTA	PCT	OR	DR	TOT	RPG	PF-DQ	A	TO	BS	S	PTS	PPG
2023-24	¹ JR	32-32	1121	35.1	172-379	.454	58-174	.333	79-93	.849	74	122	196	6.1	66-1	46	56	10	32	481	15.0
2024-25	¹ SR	30-29	1001	33.3	167-369	.453	70-174	.402	107-119	.899	97	124	221	7.4	76-2	36	57	9	48	511	17.0
2025-26	5th SR	9-2	181	20.1	19-43	.442	8-24	.333	10-10	1.000	13	27	40	4.4	15-0	6	6	2	8	56	6.2
CAREER		71-63	2303	32.4	358-791	.453	136-372	.366	196-222	.883	184	273	457	6.4	157-3	88	119	21	88	1048	14.8

¹ previous two seasons at UMKC (played at Phoenix College, prior to UMKC)

SKYY CLARK (55)

SENIOR – G – 6-3, 210 – Los Angeles, Calif. (Montverde Academy [FL] / Univ. of Louisville)

SEASON/CAREER BEST PERFORMANCES

Category	Season High	Career High
Points	25 at Washington (Dec. 3, 2025)	36 vs. N.C. State (March 12, 2024)
Rebounds	5 vs. California (Nov. 25, 2025)	9 vs. Gonzaga (Dec. 28, 2024)
Assists	4 vs. Oregon (Dec. 6, 2025)	7 (3 times), last at Northwestern (March 3, 2025)
Steals	3 vs. West Georgia (Nov. 10, 2025)	6 vs. New Mexico (Nov. 8, 2024)
Blocks	2 at Washington (Dec. 3, 2025)	2 at Washington (Dec. 3, 2025)
Minutes	38 at Washington (Dec. 3, 2025)	40 vs. N.C. State (March 12, 2024)
FG Made	9 vs. Presbyterian (Nov. 21, 2025)	12 vs. N.C. State (March 12, 2024)
FG Att.	12 vs. Eastern Washington (Nov. 3, 2025)	17 vs. N.C. State (March 12, 2024)
3PFG Made	6 at Washington (Dec. 3, 2025)	7 vs. N.C. State (March 12, 2024)
3PFG Att.	7 at Washington (Dec. 3, 2025)	9 vs. N.C. State (March 12, 2024)
FT Made	5 at Washington (Dec. 3, 2025)	15 vs. New Mexico State (Nov. 26, 2023)
FT Att.	6 at Washington (Dec. 3, 2025)	16 vs. New Mexico State (Nov. 26, 2023)



SKYY CLARK (55)
senior

42 career games, 10 or more points
8 career games, 20 or more points

KEY NOTES ON SKYY CLARK

- Has averaged 12.7 points and 2.7 rebounds in the Bruins' first nine games ... has shot 48.1 percent from the field (38-for-79)
- Totaled 25 points (6-for-7 from 3-point range) in a road win at Washington (Dec. 3, 2025) ... logged his highest single-game point total in two seasons at UCLA
- Ranks No. 2 among all Big Ten players in 3-point shooting percentage (51.4%, 19-for-37)
- Has made 19 of 22 free throws (86.4 percent) through nine games for UCLA
- Last season, he averaged 8.0 points, 2.9 rebounds and 2.8 assists per game in 32 games (32 starts) as a junior
- Finished last season third on the team in minutes played (26.3 mpg), second in steals (45, 1.3 spg) and third in assists (91, 2.68 apg)
- Led UCLA's team in assist-turnover ratio (2.4-to-1) last season ... recorded 91 assists and 38 turnovers
- Has scored at least 10 points in 42 career games (five games this season, 13 games in 2024-25, 20 games in 2023-24, and four games in 2022-23)
- Has totaled at least 20 points in eight career games (twice this season, and in six games as a sophomore at Louisville)
- Averaged 16.0 points per game and shot 52.6 percent (10-for-19) in the Bruins' two NCAA Tournament contests last March (at Rupp Arena in Lexington, Ky.)
- Transferred to UCLA in the summer of 2024 after having competed at Louisville during his sophomore season (2023-24)
- Scored a career-high 36 points in the ACC Tournament in 2024 against N.C. State ... shot 12-for-17 from the field against a team that advanced to the NCAA Final Four
- Grew up in the Los Angeles area and attended Heritage Christian School as a freshman and sophomore

SKYY CLARK'S GAME-BY-GAME (2025-26)

DATE	OPP	G-GS	MIN	FG-FGA	PCT	3FG-A	PCT	FT-FTA	PCT	OR	DR	TOT	PF-DQ	A	TO	BS	S	PTS
11-03	Eastern Washington	1-1	25:03	4-12	.333	2-6	.333	0-1	.000	0	2	2	4-0	3	1	0	1	10
11-07	Pepperdine	1-1	29:44	3-5	.600	2-3	.333	3-4	.750	1	3	4	2-0	0	3	0	2	11
11-10	West Georgia	1-1	32:12	3-8	.375	0-1	.000	2-2	1.000	2	0	2	1-0	3	2	0	3	8
11-14	vs. Arizona	1-1	28:19	3-11	.273	1-4	.250	2-2	1.000	0	2	2	3-0	2	1	0	0	9
11-18	Sacramento State	1-0	19:23	3-4	.750	3-4	.750	0-0	.000	0	1	1	5-1	1	0	0	2	9
11-21	Presbyterian	1-1	24:49	9-11	.818	1-2	.500	3-3	1.000	0	3	3	3-0	1	2	0	2	22
11-25	vs. California	1-1	25:08	2-8	.250	1-4	.250	2-2	1.000	0	5	5	4-0	1	0	0	0	7
12-03	at Washington	1-1	38:48	7-9	.778	6-7	.857	5-6	.833	0	2	2	2-0	3	1	2	1	25
12-06	Oregon	1-1	32:51	4-11	.364	3-6	.500	2-2	1.000	1	2	3	3-0	4	0	0	2	13
TOTALS		9-8	256:17	38-79	.481	19-37	.514	19-22	.864	4	20	24	27-1	18	10	2	13	114

SKYY CLARK'S CAREER STATISTICS

SEASON	Yr.	G-GS	MIN	MPG	FG-FGA	PCT	3FG-A	PCT	FT-FTA	PCT	OR	DR	TOT	RPG	PF-DQ	A	TO	BS	S	PTS	PPG
2022-23	¹ FR	13-12	318	24.4	30-73	.411	15-45	.333	16-23	.696	6	42	48	3.7	36-1	27	27	2	7	91	7.0
2023-24	² SO	29-28	923	31.8	127-308	.412	47-133	.353	83-107	.776	8	81	89	3.1	71-2	87	88	4	30	384	13.2
2024-25	JR	34-34	895	26.3	99-216	.458	48-121	.397	42-54	.778	26	69	95	2.8	76-1	91	38	3	45	288	8.5
2025-26	SR	9-8	256	28.5	38-79	.481	10-37	.514	19-22	.864	4	20	24	2.7	27-1	18	10	2	13	114	12.7
CAREER		85-82	2392	28.1	294-676	.435	129-336	.384	160-206	.777	44	212	256	3.0	210-5	223	163	11	95	877	10.3

1 freshman season at Illinois
2 sophomore season at Louisville

ERIC DAILEY JR. (3)
JUNIOR – G/F – 6-8, 230 – Palmetto, Fla. (IMG Academy / Oklahoma State University)

SEASON/CAREER BEST PERFORMANCES

Category	Season High	Career High
Points	18 vs. Oregon (Dec. 6, 2025)	25 vs. USC (March 8, 2025)
Rebounds	10 vs. Sacramento State (Nov. 18, 2025)	11 (twice), last vs. Oral Roberts (Dec. 17, 2023)
Assists	4 vs. Sacramento State (Nov. 18, 2025)	4 (7 times), last vs. Sacramento State (Nov. 18, 2025)
Steals	1 (twice), last vs. West Georgia (Nov. 10, 2025)	4 vs. Gonzaga (Dec. 28, 2024)
Blocks	1 vs. Sacramento State (Nov. 18, 2025)	1 (10 times), last vs. Sacramento State (Nov. 18, 2025)
Minutes	35 vs. California (Nov. 25, 2025)	35 vs. California (Nov. 25, 2025)
FG Made	7 vs. California (Nov. 25, 2025)	10 vs. USC (March 8, 2025)
FG Att.	15 vs. California (Nov. 25, 2025)	15 (3 times), last vs. California (Nov. 25, 2025)
3PFG Made	3 (twice), last vs. California (Nov. 25, 2025)	4 (twice), last vs. USC (March 8, 2025)
3PFG Att.	7 vs. California (Nov. 25, 2025)	6 vs. Prairie View A&M (Dec. 17, 2024)
FT Made	5 vs. Sacramento State (Nov. 18, 2025)	7 (twice), last vs. Michigan (Jan. 7, 2025)
FT Att.	6 vs. Sacramento State (Nov. 18, 2025)	9 vs. Michigan (Jan. 7, 2025)



ERIC DAILEY JR. (3)
junior

39 career games, 10 or more points
5 career games, 20 or more points
4 career double-doubles

KEY NOTES ON ERIC DAILEY JR.

- Has averaged 11.8 points and 5.1 rebounds in eight games ... has shot 54.0 percent overall (34-for-63) and 44.4 percent from 3-point range (12-for-27)
- Scored a season-high 18 points in UCLA's home win over Oregon on Saturday, Dec. 6 ... made 6 of 9 shots in the game against Oregon
- Recorded his fourth career double-double, with 15 points and 10 rebounds, in the Bruins' victory over Sacramento State (Nov. 18, 2025)
- Did not play in the Bruins' season-opening game (recovery from a left knee injury)
- Last season, he averaged 11.4 points, 4.0 rebounds and 1.4 assists in 33 games
- Was named to this season's 20-person watch list for the Julius Erving Small Forward of the Year Award
- UCLA has compiled a 20-4 record when he totals at least 10 points in a game (through this season and last season)
- Last season, he sank the game-winning shot with 7.5 seconds left (game was tied, 61-61) to lift UCLA past Michigan State, 63-61, at Pauley Pavilion (Feb. 4, 2025)
- Scored a season-best 25 points in UCLA's 90-63 win at home versus USC (March 8, 2025) ... shot 10-for-13 in the victory over USC
- Shot 4-for-5 from 3-point range (3-for-3 in the second half) in UCLA's 65-62 win against Gonzaga in Inglewood, Calif. (Dec. 28, 2024)
- Has scored at least 10 points in 39 career games (six times this season, 18 games in 2024-25, 15 games at Oklahoma State in 2023-24)
- Has registered at least 20 points in five games (four times last season) ... scored 25 points against USC (March 8) and 23 points versus Iowa (Jan. 17)
- Transferred to UCLA in the summer of 2024 after spending his freshman season at Oklahoma State
- As a freshman at Oklahoma State in 2023-24, he averaged 9.3 points and 4.8 rebounds in 32 games (16 starts)
- His father, Eric Sr., played at TCU and competed professionally around the world for 10 years ... his mother, Shell, played at Texas and has coached at the collegiate and pro levels

ERIC DAILEY JR.'S GAME-BY-GAME (2025-26)

DATE	OPP	G-GS	MIN	FG-FGA	PCT	3FG-A	PCT	FT-FTA	PCT	OR	DR	TOT	PF-DQ	A	TO	BS	S	PTS
11-03	Eastern Washington	—	DNP	—	—	—	—	—	—	—	—	—	—	—	—	—	—	—
11-07	Pepperdine	1-1	25:40	3-4	.750	2-3	.677	2-3	.667	0	4	4	1-0	2	1	0	1	10
11-10	West Georgia	1-1	21:40	5-9	.556	1-2	.500	3-4	.750	1	2	3	1-0	1	2	0	1	14
11-14	vs. Arizona	1-1	32:23	5-10	.500	3-5	.600	0-0	.000	0	5	5	2-0	2	2	0	0	13
11-18	Sacramento State	1-1	29:48	5-10	.500	0-4	.000	5-6	.833	1	9	10	1-0	4	1	1	0	15
11-21	Presbyterian	1-1	17:37	3-3	1.000	1-1	1.000	0-2	.000	0	4	4	2-0	1	2	0	0	7
11-25	vs. California	1-1	35:03	7-15	.467	3-7	.429	0-1	.000	1	6	7	2-0	3	2	0	0	17
12-03	at Washington	1-1	15:48	0-3	.000	0-1	.000	0-2	.000	0	0	0	4-0	0	0	0	0	0
12-06	Oregon	1-1	30:16	6-9	.667	2-4	.500	4-4	1.000	5	3	8	2-0	0	2	0	0	18
TOTALS		8-8	208:14	34-63	.540	12-27	.444	14-22	.636	8	33	41	15-0	13	12	1	2	94

ERIC DAILEY JR.'S CAREER STATISTICS

SEASON	Yr.	G-GS	MIN	MPG	FG-FGA	PCT	3FG-A	PCT	FT-FTA	PCT	OR	DR	TOT	RPG	PF-DQ	A	TO	BS	S	PTS	PPG
2023-24	¹ FR	32-16	715	22.3	112-226	.496	19-57	.333	56-93	.602	48	107	155	4.8	64-1	49	35	4	24	299	9.3
2024-25	SO	33-33	777	23.5	140-276	.507	34-90	.378	62-86	.721	41	90	131	4.0	88-2	45	33	5	42	376	11.4
2025-26	JR	8-8	208	26.0	34-63	.540	12-27	.444	14-22	.636	8	33	41	5.1	15-0	13	12	1	2	94	11.8
CAREER		73-57	1700	23.3	286-565	.506	65-174	.374	132-201	.657	97	230	327	4.5	167-3	107	80	10	68	769	10.5

¹ freshman season at Oklahoma State

SENIOR – G – 6-2, 185 – Riverside, Calif. (Centennial HS / Univ. of New Mexico)

Category	Season High
Points	21 vs. Eastern Washington (Nov. 3, 2025)
Rebounds	4 (twice), last vs. California (Nov. 25, 2025)
Assists	9 vs. Eastern Washington (Nov. 3, 2025)
Steals	2 (4 times), last vs. Oregon (Dec. 6, 2025)
Blocks	1 (3 times), last vs. Oregon (Dec. 6, 2025)
Minutes	39 at Washington (Dec. 3, 2025)
FG Made	8 vs. Eastern Washington (Nov. 3, 2025)
FG Att.	17 vs. Eastern Washington (Nov. 3, 2025)
3PFG Made	1 vs. Eastern Washington (Nov. 3, 2025)
3PFG Att.	3 (twice), last vs. Sacramento State (Nov. 18, 2025)
FT Made	6 vs. Pepperdine (Nov. 7, 2025)
FT Att.	9 vs. Pepperdine (Nov. 7, 2025)

40 vs. VCU (Dec. 18, 2024)
6 (6 times), last vs. Wyoming (Feb. 12, 2025)
14 vs. Utah State (Jan. 16, 2024)
5 (twice), last at Fresno State (Dec. 31, 2024)
3 (3 times), last vs. Utah State (Feb. 16, 2025)
40 vs. Utah State (Feb. 16, 2025)
14 vs. VCU (Dec. 18, 2024)
26 vs. VCU (Dec. 18, 2024)
3 (twice), last vs. Boise State (March 14, 2025)
6 at Air Force (Feb. 8, 2025)
12 vs. Arizona State (Nov. 28, 2024)
15 vs. Arizona State (Nov. 28, 2024)



DONOVAN DENT (2)
senior

73 career games, 10 or more points
28 career games, 20 or more points
5 career games, 30 or more points
7 career double-doubles

- Has averaged 12.0 points, 6.4 assists and 2.4 rebounds per game in eight contests
- Most recently, he averaged 15.0 points and 5.5 assists in the Bruins' two Big Ten wins last week (vs. Washington and Oregon)
- Has totaled 51 assists and 19 turnovers, compiling an assist-turnover ratio of 2.7-to-1
- Through games played on Tuesday, Dec. 9, ranked No. 13 in the nation in assists per game (6.4 apg)
- Has made at least one free throw attempt in all eight games played this season
- Transferred to UCLA from the University of New Mexico in the summer of 2025 (spent three seasons at New Mexico)
- Has been listed to the 50-person preseason watch list for the John R. Wooden Award, presented annually by the Los Angeles Athletic Club
- Listed to the 20-person preseason watch list for the NABC's Division I Player of the Year Award
- Named to the 20-person watch list for the Bob Cousy Point Guard of the Year Award
- Has scored at least 10 points in 73 career games and 20 or more points in 28 career contests
- Last season, scored a career-best 40 points in a 78-71 win over VCU (Dec. 18, 2024), with career highs in shots made (14) and shots attempted (26)
- Was listed as an honorable mention All-America selection last season, as a junior at New Mexico (averaged 20.4 points and 6.4 assists per game)
- Was named the Mountain West Conference's Player of the Year last season, scoring in double figures in all 35 games for New Mexico
- Graduated from Corona Centennial High School in 2022 ... had been teammates in high school with UCLA's Eric Freeney and Anthony Peoples Jr.

DATE	OPP	G-GS	MIN	FG-FGA	PCT	3FG-A	PCT	FT-FTA	PCT	OR	DR	TOT	PF-DQ	A	TO	BS	S	PTS
11-03	Eastern Washington	1-1	36:12	8-17	.471	1-3	.333	4-4	1.000	0	4	4	1-0	9	1	0	1	21
11-07	Pepperdine	1-1	35:09	3-8	.375	0-1	.000	6-9	.667	1	1	2	1-0	4	2	0	2	12
11-10	West Georgia	—	DNP	—	—	—	—	—	—	—	—	—	—	—	—	—	—	—
11-14	vs. Arizona	1-1	34:38	5-16	.313	0-0	.000	1-1	1.000	0	3	3	1-0	8	3	0	1	11
11-18	Sacramento State	1-0	23:48	2-9	.222	0-3	.000	1-5	.200	0	1	1	2-0	7	0	0	2	5
11-21	Presbyterian	1-1	24:07	5-9	.556	0-2	.000	4-7	.571	0	1	1	0-0	5	1	0	0	14
11-25	vs. California	1-1	30:59	1-8	.125	0-2	.000	1-4	.250	1	3	4	0-0	7	6	1	1	3
12-03	at Washington	1-1	38:55	6-13	.462	0-1	.000	5-6	.833	1	2	3	1-0	8	4	1	2	17
12-06	Oregon	1-1	38:06	4-14	.286	0-1	.000	5-7	.714	0	1	1	0-0	3	2	1	2	13
TOTALS		8-7	261:54	34-94	.362	1-13	.077	27-43	.628	3	16	19	6-0	51	19	3	11	96

SEASON	Yr.	G-GS	MIN	MPG	FG-FGA	PCT	3FG-A	PCT	FT-FTA	PCT	OR	DR	TOT	RPG	PF-DQ	A	TO	BS	S	PTS	PPG
2022-23	¹ FR	34-2	629	18.5	69-136	.507	4-19	.211	50-73	.685	10	59	69	2.0	61-1	79	55	25	30	192	5.6
2023-24	¹ SO	35-35	1096	31.3	195-375	.520	15-40	.375	88-129	.682	13	75	88	2.5	67-0	190	79	24	53	493	14.1
2024-25	¹ JR	35-35	1235	35.3	255-520	.490	27-66	.409	178-227	.784	13	69	82	2.3	45-0	224	108	30	48	715	20.4
2025-26	SR	8-7	262	32.7	34-94	.362	1-13	.077	27-43	.628	3	16	19	2.4	6-0	51	19	3	11	96	12.0
CAREER		112-79	3222	28.8	553-1125	.492	47-138	.341	343-472	.727	39	219	258	2.3	179-1	544	261	82	142	1496	13.4

1 freshman season at New Mexico

ERIC FREENY (8)

REDSHIRT FRESHMAN – G – 6-4, 215 – Corona, Calif. (Centennial HS)

SEASON/CAREER BEST PERFORMANCES

Category	Season High	Career High
Points	4 vs. Sacramento State (Nov. 18, 2025)	4 vs. Sacramento State (Nov. 18, 2025)
Rebounds	2 vs. Presbyterian (Nov. 21, 2025)	2 vs. Presbyterian (Nov. 21, 2025)
Assists	1 vs. West Georgia (Nov. 10, 2025)	1 vs. West Georgia (Nov. 10, 2025)
Steals	—	—
Blocks	—	—
Minutes	14 vs. Presbyterian (Nov. 21, 2025)	14 vs. Presbyterian (Nov. 21, 2025)
FG Made	2 vs. Sacramento State (Nov. 18, 2025)	2 vs. Sacramento State (Nov. 18, 2025)
FG Att.	3 vs. Sacramento State (Nov. 18, 2025)	3 vs. Sacramento State (Nov. 18, 2025)
3PMG Made	—	—
3PMG Att.	2 vs. Eastern Washington (Nov. 3, 2025)	2 vs. Eastern Washington (Nov. 3, 2025)
FT Made	2 vs. West Georgia (Nov. 10, 2025)	2 vs. West Georgia (Nov. 10, 2025)
FT Att.	2 vs. West Georgia (Nov. 10, 2025)	2 vs. West Georgia (Nov. 10, 2025)



ERIC FREENY (8)
redshirt freshman

KEY NOTES ON ERIC FREENY

- Redshirted the 2024-25 season ... has four years of eligibility remaining
- Has played in six games this season ... has averaged 1.3 points and 0.7 rebounds per game in 43 minutes off the bench
- Was a four-year varsity basketball letterwinner at Centennial High School in Corona, Calif.
- Was high school teammates earlier in his career with UCLA's Donovan Dent and Anthony Peoples Jr.
- As a high school senior in 2023-24, averaged 19.0 points per game and shot 52 percent from the field
- Secured first-team all-state acclaim in 2024 from Cal-Hi Sports and was honored on the L.A. Times' all-star boys' basketball team
- As a junior in 2022-23, earned All-CIF Southern Section Open Division honors and was a second-team All-Riverside County selection
- Helped Centennial HS to a 30-4 record during his junior season (2022-23)

ERIC FREENY'S GAME-BY-GAME (2025-26)

DATE	OPP	G-GS	MIN	FG-FGA	PCT	3FG-A	PCT	FT-FTA	PCT	OR	DR	TOT	PF-DQ	A	TO	BS	S	PTS
11-03	Eastern Washington	1-0	4:09	0-2	.000	0-2	.000	0-0	.000	0	1	1	0-0	0	0	0	0	0
11-07	Pepperdine	—	DNP	—	—	—	—	—	—	—	—	—	—	—	—	—	—	—
11-10	West Georgia	1-0	9:27	0-1	.000	0-0	.000	2-2	1.000	0	0	0	0-0	1	0	0	0	2
11-14	vs. Arizona	—	DNP	—	—	—	—	—	—	—	—	—	—	—	—	—	—	—
11-18	Sacramento State	1-0	9:17	2-3	.667	0-1	.000	0-0	.000	0	1	1	2-0	0	1	0	0	4
11-21	Presbyterian	1-0	14:21	1-1	1.000	0-0	.000	0-0	.000	1	1	2	1-0	0	1	0	0	2
11-25	vs. California	1-0	3:38	0-2	.000	0-1	.000	0-0	.000	0	0	0	1-0	0	0	0	0	0
12-03	at Washington	1-0	1:54	0-0	.000	0-0	.000	0-0	.000	0	0	0	0-0	0	0	0	0	0
12-06	Oregon	—	DNP	—	—	—	—	—	—	—	—	—	—	—	—	—	—	—
TOTALS		6-0	42:47	3-9	.333	0-4	.000	2-2	1.000	1	3	4	4-0	1	2	0	0	8

ERIC FREENY'S CAREER STATISTICS

SEASON	YR	G-GS	MIN	MPG	FG-FGA	PCT	3FG-A	PCT	FT-FTA	PCT	OR	DR	TOT	RPG	PF-DQ	A	TO	BS	S	PTS	PPG
2024-25	—	0-0	0	—	0-0	—	0-0	—	0-0	—	0	0	0	—	0-0	0	0	0	0	0	—
2025-26	FR	6-0	43	7.1	3-9	.333	0-4	.000	2-2	1.000	1	3	4	0.7	4-0	1	2	0	0	8	1.3
CAREER		6-0	43	7.1	3-9	.333	0-4	.000	2-2	1.000	1	3	4	0.7	4-0	1	2	0	0	8	1.3

CHRISTIAN HORRY (7)

REDSHIRT FRESHMAN – G – 6-2, 180 – La Cañada, Calif. (Harvard-Westlake School)

SEASON/CAREER BEST PERFORMANCES

Category	Season High	Career High
Points	—	—
Rebounds	—	—
Assists	—	—
Steals	—	—
Blocks	—	—
Minutes	2 (twice), last vs. Presbyterian (Nov. 21, 2025)	2 (twice), last vs. Presbyterian (Nov. 21, 2025)
FG Made	—	—
FG Att.	1 vs. Presbyterian (Nov. 21, 2025)	1 vs. Presbyterian (Nov. 21, 2025)
3PFG Made	—	—
3PFG Att.	—	—
FT Made	—	—
FT Att.	—	—



CHRISTIAN HORRY (7)

redshirt freshman

KEY NOTES ON CHRISTIAN HORRY

- Has appeared in two games this season ... did not play last season (redshirt year)
- Was a three-year varsity basketball letterwinner at Harvard-Westlake School in Studio City (Los Angeles)
- As a high school senior in 2023-24, averaged 9.0 points, 3.0 rebounds and 4.0 assists per game
- Played alongside UCLA teammate Trent Perry at Harvard-Westlake ... earned second-team All-CIF Southern Section Open Division honors
- Helped his high school team last year to a 33-3 record last season as Harvard-Westlake won the 2024 CIF CIF Southern Section Open Division championship
- His father, Robert Horry, played in the NBA from 1992-2008 and was part of seven NBA championship teams, including the Los Angeles Lakers in 2000, 2001 and 2002

CHRISTIAN HORRY'S GAME-BY-GAME (2025-26)

DATE	OPP	G-GS	MIN	FG-FGA	PCT	3FG-A	PCT	FT-FTA	PCT	OR	DR	TOT	PF-DQ	A	TO	BS	S	PTS
11-03	Eastern Washington	—	DNP	—	—	—	—	—	—	—	—	—	—	—	—	—	—	—
11-07	Pepperdine	—	DNP	—	—	—	—	—	—	—	—	—	—	—	—	—	—	—
11-10	West Georgia	—	DNP	—	—	—	—	—	—	—	—	—	—	—	—	—	—	—
11-14	vs. Arizona	—	DNP	—	—	—	—	—	—	—	—	—	—	—	—	—	—	—
11-18	Sacramento State	1-0	1:43	0-0	.000	0-0	.000	0-0	.000	0	0	0	0-0	0	0	0	0	0
11-21	Presbyterian	1-0	2:11	0-1	.000	0-0	.000	0-0	.000	0	0	0	0-0	0	0	0	0	0
11-25	vs. California	—	DNP	—	—	—	—	—	—	—	—	—	—	—	—	—	—	—
12-03	at Washington	—	DNP	—	—	—	—	—	—	—	—	—	—	—	—	—	—	—
12-06	Oregon	—	DNP	—	—	—	—	—	—	—	—	—	—	—	—	—	—	—
TOTALS		1-0	1:43	0-0	.000	0-0	.000	0-0	.000	0	0	0	0-0	0	0	0	0	0

CHRISTIAN HORRY'S CAREER STATISTICS

SEASON	YR	G-GS	MIN	MPG	FG-FGA	PCT	3FG-A	PCT	FT-FTA	PCT	OR	DR	TOT	RPG	PF-DQ	A	TO	BS	S	PTS	PPG
2024-25	—	0-0	0	—	0-0	—	0-0	—	0-0	—	0	0	0	—	0-0	0	0	0	0	0	—
2025-26	FR	2-0	4	2.0	0-1	.000	0-0	.000	0-0	.000	0	0	0	0.0	0-0	0	0	0	0	0	0.0
CAREER		2-0	4	2.0	0-1	.000	0-0	.000	0-0	.000	0	0	0	0.0	0-0	0	0	0	0	0	0.0

STEVEN JAMERSON II (24)

REDSHIRT SENIOR – F/C – 6-10, 230 – Los Angeles, Calif. (Crespi HS / Univ. of San Diego)

SEASON/CAREER BEST PERFORMANCES

Category	Season High	Career High
Points	7 vs. West Georgia (Nov. 10, 2025)	24 at Pepperdine (Feb. 13, 2025)
Rebounds	4 (3 times), last vs. Oregon (Dec. 6, 2025)	15 vs. Loyola Marymount (Feb. 1, 2025)
Assists	3 vs. Presbyterian (Nov. 21, 2025)	4 vs. Portland (Feb. 15, 2024)
Steals	3 vs. Arizona (Nov. 14, 2025)	4 vs. Pacific (Dec. 30, 2024)
Blocks	2 vs. Sacramento State (Nov. 18, 2025)	4 at Pacific (Feb. 10, 2024)
Minutes	21 at Washington (Dec. 3, 2025)	38 at Pacific (Feb. 10, 2025)
FG Made	2 (twice), last at Washington (Dec. 3, 2025)	10 (three times), last at Pepperdine (Feb. 13, 2025)
FG Att.	3 vs. West Georgia (Nov. 10, 2025)	15 at Pepperdine (Feb. 13, 2025)
3PFG Made	—	—
3PFG Att.	—	—
FT Made	3 vs. West Georgia (Nov. 10, 2025)	7 at Santa Clara (Feb. 8, 2025)
FT Att.	4 vs. West Georgia (Nov. 10, 2025)	11 at Santa Clara (Feb. 8, 2025)



STEVEN JAMERSON II (24)

redshirt senior

24 career games, 10 or more points

5 career games, 20 or more points

10 career double-doubles

KEY NOTES ON STEVEN JAMERSON II

- Has averaged 2.3 points and 2.7 rebounds in all nine games ... has made 7 of 11 shots from the field (63.6 percent)
- Transferred to UCLA in the summer of 2025 after having spent the past three seasons at the University of San Diego
- Has averaged 7.3 points and 6.5 rebounds in 80 career games, now in his fourth collegiate season
- Last season, finished the year having averaged 10.0 points, 7.8 rebounds and 1.1 steals per game (31 games, making 30 starts at USD)
- Ranked third last year on USD's team in scoring (10.0 ppg) and first in rebounding (7.8 rpg, 242 rebounds)
- Ranked second in the West Coast Conference (WCC) last season in rebounding (7.8 rpg, trailing Mitchell Saxen from Saint Mary's, 7.9 rpg)
- Scored a career-high 24 points in a game at Pepperdine (Feb. 13, 2025), shooting 10 for 15 from the field
- Totaled 10 or more points in 14 games, and had eight games with at least 10 rebounds last season
- Spent his freshman year at Michigan State but did not play on the men's basketball team
- Graduated from Crespi High School in Encino, Calif., in 2021 ... played baseball and basketball at Crespi, focusing on basketball after his sophomore year
- Becomes UCLA's first basketball player out of Crespi High School since guard Russell Stong (2020-23)

STEVEN JAMERSON II'S GAME-BY-GAME (2025-26)

DATE	OPP	G-GS	MIN	FG-FGA	PCT	3FG-A	PCT	FT-FTA	PCT	OR	DR	TOT	PF-DQ	A	TO	BS	S	PTS
11-03	Eastern Washington	1-0	9:34	0-1	.000	0-0	.000	0-2	.000	2	2	4	0-0	0	1	0	1	0
11-07	Pepperdine	1-0	9:25	1-1	1.000	0-0	.000	0-0	.000	3	1	4	3-0	0	2	0	0	2
11-10	West Georgia	1-0	13:34	2-3	.667	0-0	.000	3-4	.750	1	1	2	3-0	1	0	1	1	7
11-14	vs. Arizona	1-0	8:46	0-0	.000	0-0	.000	0-0	.000	0	1	1	0-0	1	3	1	3	0
11-18	Sacramento State	1-1	10:25	0-0	.000	0-0	.000	0-0	.000	2	1	3	1-0	0	2	2	1	0
11-21	Presbyterian	1-0	15:31	1-2	.500	0-0	.000	1-3	.333	0	1	1	3-0	3	0	0	0	3
11-25	vs. California	1-0	8:30	1-1	1.000	0-0	.000	1-2	.500	1	2	3	3-0	1	1	0	0	3
12-03	at Washington	1-0	20:52	2-2	1.000	0-0	.000	0-1	.000	2	0	2	4-0	2	0	1	2	4
12-06	Oregon	1-0	17:50	0-1	.000	0-0	.000	2-2	1.000	3	1	4	4-0	0	2	1	1	2
TOTALS		9-1	114:27	7-11	.636	0-0	.000	7-14	.500	14	10	24	21-0	8	11	6	9	21

STEVEN JAMERSON II'S CAREER STATISTICS

SEASON	YR	G-GS	MIN	MPG	FG-FGA	PCT	3FG-A	PCT	FT-FTA	PCT	OR	DR	TOT	RPG	PF-DQ	A	TO	BS	S	PTS	PPG
2022-23	1 ^{FR}	14-7	215	15.4	17-24	.708	0-0	.000	4-6	.667	18	22	40	2.9	41-3	2	9	3	10	38	2.7
2023-24	1 ^{SO}	26-24	672	25.8	98-162	.605	0-0	.000	21-36	.583	91	120	211	8.1	71-4	25	33	25	18	217	8.3
2024-25	1 ^{JR}	31-30	746	24.1	118-212	.557	0-0	.000	74-109	.679	116	126	242	7.8	116-8	31	48	24	33	310	10.0
2025-26	SR	9-1	114	12.7	7-11	.636	0-0	.000	7-14	.500	14	10	24	2.7	21-0	8	11	6	9	21	2.3
CAREER		80-62	1747	21.8	240-409	.587	0-0	.000	106-165	.642	239	278	517	6.5	249-15	66	101	58	70	586	7.3

1 played at the University of San Diego

EVAN MANJIKIAN (21)

REDSHIRT JUNIOR – F – 6-8, 235 – Glendale, California (Sierra Canyon School)



EVAN MANJIKIAN (21)
redshirt junior

SEASON/CAREER BEST PERFORMANCES

Category	Season High	Career High
Points	—	3 vs. Pepperdine (Nov. 23, 2022)
Rebounds	—	1 vs. Pepperdine (Nov. 23, 2022)
Assists	—	—
Steals	—	—
Blocks	—	—
Minutes	—	2 vs. Pepperdine (Nov. 23, 2022)
FG Made	—	1 vs. Pepperdine (Nov. 23, 2022)
FG Att.	—	1 (twice), last vs. Denver (Dec. 10, 2022)
3PG Made	—	1 vs. Pepperdine (Nov. 23, 2022)
3PG Att.	—	1 (twice), last vs. Denver (Dec. 10, 2022)
FT Made	—	—
FT Att.	—	—

KEY NOTES ON EVAN MANJIKIAN

- Has entered his fourth year in the program in 2025-26 ... did not play the past two seasons (2023-24, 2024-25) ... played in two games as a true freshman in 2022-23
- Made a 3-pointer on his first-ever collegiate shot attempt in the final two minutes of the Bruins' win against Pepperdine during his first season (Nov. 23, 2022)
- Was a two-year varsity basketball letterwinner at Sierra Canyon School (Chatsworth, Calif.) ... spent his first two years of high school at Crescenta Valley HS
- As a senior in 2021-22 at Sierra Canyon, averaged 3.2 points and 3.4 rebounds per game ... played in 26 contests and shot 52 percent from the field
- Helped Sierra Canyon to a 26-5 overall record as a senior ... advanced to the CIF State Open Division regional title contest in March of 2022
- His older cousin, Sooren Derboghosian, competed on the UCLA men's basketball team for two seasons (2012-13, 2013-14)

EVAN MANJIKIAN'S GAME-BY-GAME (2025-26)

DATE	OPP	G-GS	MIN	FG-FGA	PCT	3FG-A	PCT	FT-FTA	PCT	OR	DR	TOT	PF-DQ	A	TO	BS	S	PTS
11-03	Eastern Washington	—	DNP	—	—	—	—	—	—	—	—	—	—	—	—	—	—	—
11-07	Pepperdine	—	DNP	—	—	—	—	—	—	—	—	—	—	—	—	—	—	—
11-10	West Georgia	—	DNP	—	—	—	—	—	—	—	—	—	—	—	—	—	—	—
11-14	vs. Arizona	—	DNP	—	—	—	—	—	—	—	—	—	—	—	—	—	—	—
11-18	Sacramento State	—	DNP	—	—	—	—	—	—	—	—	—	—	—	—	—	—	—
11-21	Presbyterian	—	DNP	—	—	—	—	—	—	—	—	—	—	—	—	—	—	—
11-25	vs. California	—	DNP	—	—	—	—	—	—	—	—	—	—	—	—	—	—	—
12-03	at Washington	—	DNP	—	—	—	—	—	—	—	—	—	—	—	—	—	—	—
12-06	Oregon	—	DNP	—	—	—	—	—	—	—	—	—	—	—	—	—	—	—
TOTALS		—	—	—	—	—	—	—	—	—	—	—	—	—	—	—	—	—

EVAN MANJIKIAN'S CAREER STATISTICS

SEASON	Yr.	G-GS	MIN	MPG	FG-FGA	PCT	3FG-A	PCT	FT-FTA	PCT	OR	DR	TOT	RPG	PF-DQ	A	TO	BS	S	PTS	PPG
2022-23	FR	2-0	3	1.6	1-2	.500	1-2	.500	0-0	.000	0	1	1	0.5	0-0	0	0	0	0	3	3.0
2023-24	—	0-0	0	—	0-0	—	0-0	—	0-0	—	0	0	0	—	0-0	0	0	0	0	0	—
2024-25	SO	0-0	0	—	0-0	—	0-0	—	0-0	—	0	0	0	—	0-0	0	0	0	0	0	—
2025-26	JR	0-0	0	—	0-0	—	0-0	—	0-0	—	0	0	0	—	0-0	0	0	0	0	0	—
CAREER		2-0	3	1.6	1-2	.500	1-2	.500	0-0	.000	0	1	1	0.5	0-0	0	0	0	0	3	3.0

ANTHONY PEOPLES JR.
REDSHIRT SENIOR – F/C – 6-9, 230 – Corona, Calif. (Centennial HS / North Carolina Central Univ.)

SEASON/CAREER BEST PERFORMANCES

Category	Season High	Career High
Points	–	16 vs. St. Andrews (Dec. 31, 2024)
Rebounds	1 vs. Presbyterian (Nov. 21, 2025)	11 vs. Evergreen State (Dec. 1, 2023)
Assists	–	3 (twice), last at Walla Walla (Dec. 7, 2023)
Steals	–	1 (8 times), last vs. Delaware State (Jan. 13, 2025)
Blocks	–	4 (twice), last vs. Oregon Tech (March 2, 2024)
Minutes	3 vs. Presbyterian (Nov. 21, 2025)	25 at Corban (Dec. 17, 2022)
FG Made	–	8 vs. St. Andrews (Dec. 31, 2024)
FG Att.	–	13 vs. St. Andrews (Dec. 31, 2024)
3PFG Made	–	1 (5 times), last vs. Maryland Eastern Shore (Jan. 11, 2025)
3PFG Att.	–	4 at Montana Tech (Nov. 18, 2022)
FT Made	–	7 at Multnomah (Jan. 21, 2024)
FT Att.	–	8 vs. Southern Oregon (Jan. 14, 2023)



ANTHONY PEOPLES JR. (23)
redshirt senior

10 career games, 10 or more points
1 career game, 20 or more points
4 career games, 10 or more rebounds
2 career double-doubles

KEY NOTES ON ANTHONY PEOPLES JR.

- Transferred to UCLA in the summer of 2025 after having played at two different schools over the past three years
- Has played in 71 collegiate games (two games this season) ... this is his final season of collegiate eligibility (enrolled in graduate school at UCLA)
- Has scored at least 10 points in 15 career games ... includes three games in 2022-23, 11 games in 2023-24 and one game last season
- Played in eight games last season at North Carolina Central ... his action last year was limited due to a right knee injury
- Competed in all 33 games at Lewis-Clark State College during the 2023-24 school year, averaging 6.7 points and 3.5 rebounds per game
- During his sophomore season (2023-24), was tied for the team lead at Lewis-Clark State College with 24 blocked shots
- While at Corona Centennial High School, was teammates late in his high school career with UCLA's Donovan Dent and Eric Freeny

ANTHONY PEOPLES JR.'S GAME-BY-GAME (2025-26)

DATE	OPP	G-GS	MIN	FG-FGA	PCT	3FG-A	PCT	FT-FTA	PCT	OR	DR	TOT	PF-DQ	A	TO	BS	S	PTS
11-03	Eastern Washington	–	DNP	–	–	–	–	–	–	–	–	–	–	–	–	–	–	–
11-07	Pepperdine	–	DNP	–	–	–	–	–	–	–	–	–	–	–	–	–	–	–
11-10	West Georgia	–	DNP	–	–	–	–	–	–	–	–	–	–	–	–	–	–	–
11-14	vs. Arizona	–	DNP	–	–	–	–	–	–	–	–	–	–	–	–	–	–	–
11-18	Sacramento State	1-0	1:43	0-0	.000	0-0	.000	0-0	.000	0	0	0	0-0	0	0	0	0	0
11-21	Presbyterian	1-0	3:32	0-0	.000	0-0	.000	0-0	.000	0	1	1	1-0	0	0	0	0	0
11-25	vs. California	–	DNP	–	–	–	–	–	–	–	–	–	–	–	–	–	–	–
12-03	at Washington	–	DNP	–	–	–	–	–	–	–	–	–	–	–	–	–	–	–
12-06	Oregon	–	DNP	–	–	–	–	–	–	–	–	–	–	–	–	–	–	–
TOTALS		2-0	5:15	0-0	.000	0-0	.000	0-0	.000	0	1	1	1-0	0	0	0	0	0

ANTHONY PEOPLES JR.'S CAREER STATISTICS

SEASON	Yr.	G-GS	MIN	MPG	FG-FGA	PCT	3FG-A	PCT	FT-FTA	PCT	OR	DR	TOT	RPG	PF-DQ	A	TO	BS	S	PTS	PPG
2021-22	¹ –	0-0	0	–	0-0	–	0-0	–	0-0	–	0	0	0	–	0-0	0	0	0	0	0	–
2022-23	² FR	28-0	399	14.3	43-112	.384	3-15	.200	16-30	.533	32	41	73	2.6	50-2	4	24	14	3	105	3.8
2023-24	² SO	33-2	534	16.2	93-157	.592	0-0	–	34-58	.586	45	69	114	3.5	67-0	18	26	24	4	220	6.7
2024-25	³ JR	8-0	96	12.0	16-32	.500	2-8	.250	6-9	.667	12	7	19	2.4	14-1	4	3	2	1	40	5.0
2025-26	SR	2-0	5	2.6	0-0	.000	0-0	.000	0-0	.000	0	0	1	0.5	1-0	0	0	0	0	0	0.0
CAREER		71-2	1034	14.6	152-301	.505	5-23	.217	56-97	.577	89	117	207	2.9	132-3	26	53	40	8	365	5.1

1 redshirt season at The Master's University
2 played two seasons at Lewis-Clark State College in Idaho
3 played last season at North Carolina Central

TRENT PERRY (0)
SOPHOMORE – G – 6-4, 190 – West Covina, Calif. (Harvard-Westlake School)

SEASON/CAREER BEST PERFORMANCES

Category	Season High	Career High
Points	17 (twice), last vs. California (Nov. 25, 2025)	17 (twice), last vs. California (Nov. 25, 2025)
Rebounds	5 vs. West Georgia (Nov. 10, 2025)	5 (twice), last vs. West Georgia (Nov. 10, 2025)
Assists	9 vs. West Georgia (Nov. 10, 2025)	9 vs. West Georgia (Nov. 10, 2025)
Steals	3 vs. Presbyterian (Nov. 21, 2025)	3 (twice), last vs. Presbyterian (Nov. 21, 2025)
Blocks	—	1 (3 times), last vs. Wisconsin (March 14, 2025)
Minutes	37 vs. West Georgia (Nov. 10, 2025)	37 vs. West Georgia (Nov. 10, 2025)
FG Made	5 (3 times), last vs. California (Nov. 25, 2025)	5 (3 times), last vs. California (Nov. 25, 2025)
FG Att.	11 vs. West Georgia (Nov. 10, 2025)	11 (twice), last vs. West Georgia (Nov. 10, 2025)
3PFG Made	2 (twice), last vs. Sacramento State (Nov. 18, 2025)	2 (3 times), last vs. Sacramento State (Nov. 18, 2025)
3PFG Att.	5 vs. West Georgia (Nov. 10, 2025)	5 vs. West Georgia (Nov. 10, 2025)
FT Made	6 vs. California (Nov. 25, 2025)	6 (twice), last vs. California (Nov. 25, 2025)
FT Att.	9 vs. California (Nov. 25, 2025)	9 vs. California (Nov. 25, 2025)



TRENT PERRY (0)
sophomore

7 career games, 10 or more points

KEY NOTES ON TRENT PERRY

- Has averaged 9.9 points and 2.4 rebounds through eight games ... has shot 52.8 percent from the field (28-for-53)
- Missed the Bruins' road contest at Washington with a left ankle sprain (Dec. 3, 2025)
- Has twice scored a career-best 17 points this season ... had 17 points and nine assists against Pepperdine (Nov. 7) and totaled 17 points against California (Nov. 25)
- Has recorded a career assist-turnover ratio of 1.6-to-1 (42 career assists and 26 turnovers, through 40 games)
- Has attempted at least one free throw in all seven games played this season (has made 16 of 23 total free throw attempts)
- Last season, averaged 3.7 points and 1.7 rebounds in 32 games ... shot 36.9 percent overall and 34.3 percent from 3-point territory
- Has scored 10 or more points in seven career games (four games this season, and three games last season)
- Was the only true freshman to play for UCLA in 2024-25 ... played a season-high 24-plus minutes in a home win over Lehigh (Nov. 15, 2024)
- Finished last season shooting 86.3 percent at the free throw line (44-for-51), the highest percentage of any player on the team with at least 25 free throw attempts
- Was a four-year varsity basketball letterwinner at Harvard-Westlake School in Studio City (Los Angeles)
- Earned McDonald's All-America honors as a senior in 2023-24 ... averaged 18.6 points, 6.1 rebounds and 5.9 assists per game last season
- Was ranked as high as No. 27, nationally, in his high school class by ESPN.com ... also was listed the No. 33 player in his class by 247Sports.com
- Was honored as the 2024 Gatorade California Boys Basketball Player of the Year as a senior ... was the 2024 CIF Southern Section Open Division Player of the Year
- Led Harvard-Westlake to the 2024 CIF Southern Section Open Division title ... in 2023, Harvard-Westlake won the CIF State Open Division Championship

TRENT PERRY'S GAME-BY-GAME (2025-26)

DATE	OPP	G-GS	MIN	FG-FGA	PCT	3FG-A	PCT	FT-FTA	PCT	OR	DR	TOT	PF-DQ	A	TO	BS	S	PTS
11-03	Eastern Washington	1-0	25:47	5-8	.625	1-4	.250	0-1	.000	0	1	1	2-0	1	2	0	0	11
11-07	Pepperdine	1-0	21:13	4-9	.444	0-4	.000	1-2	.500	0	4	4	3-0	3	0	0	1	9
11-10	West Georgia	1-1	37:13	5-11	.455	2-5	.400	5-6	.833	0	5	5	1-0	9	2	0	1	17
11-14	vs. Arizona	1-0	17:46	1-1	1.000	0-0	.000	1-2	.500	2	0	2	1-0	0	0	0	0	3
11-18	Sacramento State	1-1	27:17	4-7	.571	2-3	.667	1-1	1.000	0	2	2	1-0	1	2	0	0	11
11-21	Presbyterian	1-0	24:49	3-6	.500	1-1	1.000	2-2	1.000	0	1	1	2-0	3	2	0	3	9
11-25	vs. California	1-0	24:53	5-9	.556	1-2	.500	6-9	.667	2	1	3	2-0	3	1	0	0	17
12-03	at Washington	—	DNP	—	—	—	—	—	—	—	—	—	—	—	—	—	—	—
12-06	Oregon	1-0	9:39	1-2	.500	0-0	.000	0-0	.000	1	0	1	0-0	0	1	0	1	2
TOTALS		8-2	188:17	28-53	.528	7-19	.368	16-23	.696	5	14	19	12-0	20	10	0	6	79

TRENT PERRY'S CAREER STATISTICS

SEASON	Yr.	G-GS	MIN	MPG	FG-FGA	PCT	3FG-A	PCT	FT-FTA	PCT	OR	DR	TOT	RPG	PF-DQ	A	TO	BS	S	PTS	PPG
2024-25	FR	32-0	363	11.3	31-84	.369	12-35	.343	44-51	.863	17	36	53	1.7	34-0	22	16	3	19	118	3.7
2025-26	SO	8-2	188	23.5	28-53	.528	7-19	.368	16-23	.696	5	14	19	2.4	12-0	20	10	0	6	79	9.9
CAREER		40-2	551	13.8	59-137	.431	19-54	.352	60-74	.811	22	50	72	1.8	46-0	42	26	3	25	197	4.9

JACK SEIDLER (30)

REDSHIRT JUNIOR – G – 6-4, 215 – Marlboro, New Jersey (Marlboro High School)

SEASON/CAREER BEST PERFORMANCES

Category	Season High	Career High
Points	2 vs. Sacramento State (Nov. 18, 2025)	2 (twice), last vs. Sacramento State (Nov. 18, 2025)
Rebounds	2 vs. Sacramento State (Nov. 18, 2025)	2 vs. Sacramento State (Nov. 18, 2025)
Assists	–	–
Steals	–	–
Blocks	–	–
Minutes	2 vs. Sacramento State (Nov. 18, 2025)	4 vs. Lehigh (Nov. 15, 2024)
FG Made	1 vs. Sacramento State (Nov. 18, 2025)	1 (twice), last vs. Sacramento State (Nov. 18, 2025)
FG Att.	2 vs. Sacramento State (Nov. 18, 2025)	2 (twice), last vs. Sacramento State (Nov. 18, 2025)
3PFG Made	–	–
3PFG Att.	–	1 (twice), last vs. USC (March 8, 2024)
FT Made	–	–
FT Att.	1 vs. Presbyterian (Nov. 21, 2025)	1 vs. Presbyterian (Nov. 21, 2025)



JACK SEIDLER (30)
redshirt junior

KEY NOTES ON JACK SEIDLER

- Currently in his fourth season in UCLA's program ... has played in nine career games (two games this season)
- Has made 2 of 7 shot attempts in two seasons on the court ... was 1-for-2 in the Bruins' win against Sacramento State this season (Nov. 18, 2025)
- Scored his first collegiate points on a spin move and layup early last season in an 88-43 win over Southern Utah (Nov. 26, 2024)
- Made his collegiate debut in the Bruins' 71-40 win last fall against Boston University (Nov. 11, 2024)
- Was a four-year varsity basketball letterwinner at Marlboro High School (Marlboro, N.J.)
- Concluded his high school career as Marlboro's all-time leading scorer with 1,503 career points
- Twice earned first-team All-Shore Conference acclaim ... in all, earned all-league honors in three seasons
- Averaged a team-leading 20.9 points as a high school senior (2021-22) ... averaged 6.0 rebounds and 1.5 assists in 31 games during his senior season
- Seidler's hometown (Marlboro, N.J.) is approximately 52 miles south of New York City

JACK SEIDLER'S GAME-BY-GAME (2025-26)

DATE	OPP	G-GS	MIN	FG-FGA	PCT	3FG-A	PCT	FT-FTA	PCT	OR	DR	TOT	PF-DQ	A	TO	BS	S	PTS
11-03	Eastern Washington	–	DNP	–	–	–	–	–	–	–	–	–	–	–	–	–	–	–
11-07	Pepperdine	–	DNP	–	–	–	–	–	–	–	–	–	–	–	–	–	–	–
11-10	West Georgia	–	DNP	–	–	–	–	–	–	–	–	–	–	–	–	–	–	–
11-14	vs. Arizona	–	DNP	–	–	–	–	–	–	–	–	–	–	–	–	–	–	–
11-18	Sacramento State	1-0	2:04	1-2	.500	0-0	.000	0-0	.000	0	2	2	0-0	0	0	0	0	2
11-21	Presbyterian	1-0	2:32	0-1	.000	0-0	.000	0-1	.000	0	1	1	0-0	0	0	0	0	0
11-25	vs. California	–	DNP	–	–	–	–	–	–	–	–	–	–	–	–	–	–	–
12-03	at Washington	–	DNP	–	–	–	–	–	–	–	–	–	–	–	–	–	–	–
12-06	Oregon	–	DNP	–	–	–	–	–	–	–	–	–	–	–	–	–	–	–
TOTALS		2-0	4:36	1-3	.333	0-0	.000	0-1	.000	0	3	3	0-0	0	0	0	0	2

JACK SEIDLER'S CAREER STATISTICS

SEASON	Yr.	G-GS	MIN	MPG	FG-FGA	PCT	3FG-A	PCT	FT-FTA	PCT	OR	DR	TOT	RPG	PF-DQ	A	TO	BS	S	PTS	PPG
2022-23	–	0-0	0	–	0-0	–	0-0	–	0-0	–	0	0	0	–	0-0	0	0	0	0	0	–
2023-24	FR	0-0	0	–	0-0	–	0-0	–	0-0	–	0	0	0	–	0-0	0	0	0	0	0	–
2024-25	SO	7-0	15	2.1	1-4	.250	0-2	.000	0-0	.000	0	1	1	0.1	0-0	0	0	0	0	2	0.3
2025-26	JR	2-0	5	2.3	1-3	.333	0-0	.000	0-1	.000	0	3	3	1.5	0-0	0	0	0	0	2	1.0
CAREER		9-0	19	2.1	2-7	.286	0-2	.000	0-1	.000	0	4	4	0.4	0-0	0	0	0	0	4	0.4

BRANDON WILLIAMS (5)

REDSHIRT SOPHOMORE – G/F – 6-7, 230 – Queens, N.Y. (Christ the King High School)

SEASON/CAREER BEST PERFORMANCES

Category	Season High	Career High
Points	11 vs. Presbyterian (Nov. 21, 2025)	13 at Arizona State (Jan. 17, 2024)
Rebounds	7 vs. Presbyterian (Nov. 21, 2025)	6 vs. USC (Feb. 24, 2024)
Assists	3 vs. Sacramento State (Nov. 18, 2025)	3 (twice), last vs. Sacramento State (Nov. 18, 2025)
Steals	1 (twice), last vs. Presbyterian (Nov. 21, 2025)	2 vs. Ohio State (Dec. 16, 2023)
Blocks	1 (twice), last at Washington (Dec. 3, 2025)	1 (5 times), last at Washington (Dec. 3, 2025)
Minutes	25 vs. Presbyterian (Nov. 21, 2025)	33 at California (Feb. 10, 2024)
FG Made	4 vs. Presbyterian (Nov. 21, 2025)	5 (twice), last at Arizona State (Jan. 17, 2024)
FG Att.	7 vs. Presbyterian (Nov. 21, 2025)	8 vs. Oregon State (March 13, 2024)
3PFG Made	1 (twice), last vs. Presbyterian (Nov. 21, 2025)	1 (9 times), last vs. Presbyterian (Nov. 21, 2025)
3PFG Att.	3 vs. West Georgia (Nov. 10, 2025)	3 (twice), last vs. Colorado (Feb. 15, 2024)
FT Made	2 (twice), last vs. Presbyterian (Nov. 21, 2025)	2 (7 times), last vs. Presbyterian (Nov. 21, 2025)
FT Att.	5 vs. Sacramento State (Nov. 18, 2025)	5 vs. Sacramento State (Nov. 18, 2025)



BRANDON WILLIAMS (5)
redshirt sophomore

3 career games, 10 or more points

KEY NOTES ON BRANDON WILLIAMS

- Has averaged 2.4 points and 2.0 rebounds in all nine games this season (has made three starts)
- Totaled 11 points and seven rebounds in a win at home against Presbyterian (Nov. 21, 2025)
- Has scored at least 10 points in three career games (once this season, twice as a freshman in 2023-24)
- Redshirted the 2024-25 season ... played for UCLA as a true freshman in 2023-24
- As a freshman in 2023-24, averaged 3.1 points and 2.2 rebounds in 32 games (14 starts)
- Scored a season-high 13 points in UCLA's 68-66 win at Arizona State (Jan. 17, 2024) ... made 5 of 6 shots in a victory at Arizona State
- Was a four-year varsity basketball letterwinner at Christ the King High School in New York City ... grew up in Queens, N.Y.
- Spent his final two seasons at Christ the King as teammates for current Bruins' freshman Markell Alston
- Entered his freshman season as the Pac-12's youngest player during the 2023-24 basketball season (he turned 19 in 2025)
- Was ranked as the No. 66 player in his high school class in 2022-23, nationally, in the "Top247" 247Sports.com rankings (also was listed No. 75 by ESPN.com)
- Both 247Sports.com and ESPN.com listed him as the No. 1-ranked player in the state of New York in his high school class

BRANDON WILLIAMS' GAME-BY-GAME (2025-26)

DATE	OPP	G-GS	MIN	FG-FGA	PCT	3FG-A	PCT	FT-FTA	PCT	OR	DR	TOT	PF-DQ	A	TO	BS	S	PTS
11-03	Eastern Washington	1-0	8:19	0-1	.000	0-0	.000	0-0	.000	1	0	1	1-0	1	2	1	0	0
11-07	Pepperdine	1-0	7:29	0-2	.000	0-1	.000	0-0	.000	0	0	0	0-0	0	0	0	0	0
11-10	West Georgia	1-0	7:54	0-3	.000	0-3	.000	0-0	.000	0	1	1	1-0	0	0	0	0	0
11-14	vs. Arizona	1-0	7:25	0-3	.000	0-1	.000	0-0	.000	2	0	2	1-0	0	0	0	0	0
11-18	Sacramento State	1-1	17:47	1-5	.200	1-2	.500	2-5	.400	3	1	4	1-0	3	0	0	1	5
11-21	Presbyterian	1-1	24:45	4-7	.571	1-2	.500	2-2	1.000	2	5	7	2-0	1	2	0	1	11
11-25	vs. California	1-1	11:23	3-5	.600	0-1	.000	0-0	.000	1	1	2	2-0	1	0	0	0	6
12-03	at Washington	1-0	11:08	0-1	.000	0-0	.000	0-0	.000	0	0	0	0-0	0	0	1	0	0
12-06	Oregon	1-0	6:01	0-0	.000	0-0	.000	0-0	.000	1	0	1	1-0	1	0	0	0	0
TOTALS		9-3	102:10	8-27	.296	2-10	.200	4-7	.571	10	8	18	9-0	7	4	2	2	22

BRANDON WILLIAMS' CAREER STATISTICS

SEASON	Yr.	G-GS	MIN	MPG	FG-FGA	PCT	3FG-A	PCT	FT-FTA	PCT	OR	DR	TOT	RPG	PF-DQ	A	TO	BS	S	PTS	PPG
2023-24	FR	32-14	558	17.4	40-112	.357	7-28	.250	13-21	.619	28	42	70	2.2	58-0	17	12	3	7	100	3.1
2024-25	—	0-0	—	—	—	—	—	—	—	—	—	—	—	—	—	—	—	—	—	—	—
2025-26	SO	9-3	102	11.4	8-27	.296	2-10	.200	4-7	.571	10	8	18	2.0	9-0	7	4	2	2	22	2.4
CAREER		41-17	660	16.1	48-139	.345	9-38	.237	17-28	.607	38	50	88	2.1	67-0	24	16	5	9	122	3.0

TEAM SUPERLATIVES (2016-17 THROUGH 2025-26)

Single-Game Bests (UCLA)

POINTS

Player	PTS	Opponent	Site	Date
Bryce Alford	37	Colorado	Boulder, Colo.	01/12/17
Kris Wilkes	34	Arizona	Pauley Pavilion	01/26/19
Aaron Holiday	34	Stanford	Las Vegas, Nev.	03/08/18
Aaron Holiday	34	USC	Galen Center	03/03/18

NOTE: last player with 33 points in a game for UCLA, **Aaron Holiday**, versus Washington State in the Bruins' 96-82 win in Pauley Pavilion on Dec. 29, 2017.

MOST POINTS IN ONE HALF

Player	PTS	Opponent	Site	Date
Jaylen Hands	27	Oregon (2nd half)	Pauley Pavilion	02/23/19
Kris Wilkes	26	Arizona (2nd half)	Pauley Pavilion	01/26/19
Isaac Hamilton	25	Arizona State (1st half)	Pauley Pavilion	01/19/17
Bryce Alford	25	Colorado (2nd half)	Boulder, Colo.	01/12/17
Aaron Holiday	23	Washington State (2nd half)	Pauley Pavilion	12/29/17

REBOUNDS

Player	REBS	Opponent	Site	Date
Jalen Hill	20	Presbyterian	Pauley Pavilion	11/19/18
Moses Brown	17	Purdue Fort Wayne	Pauley Pavilion	11/06/18
Thomas Welsh	17	Arizona	Las Vegas, Nev.	03/09/18
Thomas Welsh	17	Oregon State	Pauley Pavilion	02/15/18

ASSISTS

Player	AST	Opponent	Site	Date
Tyger Campbell	14	Arizona State	Pauley Pavilion	02/27/20
Lonzo Ball	14	Washington State	Pauley Pavilion	03/04/17
Lonzo Ball	13	UC Riverside	Pauley Pavilion	11/30/16

BLOCKS

Player	BLK	Opponent	Site	Date
Moses Brown	8	Saint Francis (Pa.)	Pauley Pavilion	11/16/18
Adem Bona	7	Arizona State	Tempe, Ariz.	01/17/24

NOTE: last player with five blocks for UCLA, **Xavier Booker**, versus Pepperdine in Pauley Pavilion on Nov. 7, 2025. No player during this time has totaled exactly six blocks.

STEALS

Player	STL	Opponent	Site	Date
Jaylen Clark	7	Sacramento State	Pauley Pavilion	11/07/22
Kobe Johnson	6	Cal State Fullerton	Pauley Pavilion	11/22/24
Skyr Clark	6	New Mexico, Calif.	Henderson, Nev.	11/08/24

NOTE: last player with five steals in a game for UCLA, **Sebastian Mack**, against Chaminade University in the Bruins' 76-48 win in Honolulu, Hawaii, on Nov. 21, 2023.

FIELD GOALS MADE

Player	FG/ATT	Opponent	Site	Date
TJ Leaf	14/18	Washington State	Pullman, Wash.	02/01/17
Jaime Jaquez Jr.	13/17	Bellarmine	Pauley Pavilion	11/27/22

FIELD GOALS ATTEMPTED

Player	FG/ATT	Opponent	Site	Date
Aaron Holiday	12/25	Stanford	Las Vegas, Nev.	03/08/18
Johnny Juzang	9/24	Villanova	Pauley Pavilion	11/12/21

NOTE: last player with 23 attempts in a game for UCLA, **Jaime Jaquez Jr.**, shot 11-for-23 in a victory at home against Colorado on Jan. 14, 2023.

3-POINTERS MADE

Player	FG/ATT	Opponent	Site	Date
Isaac Hamilton	9/14	Arizona State	Pauley Pavilion	01/19/17
Bryce Alford	9/14	Colorado	Boulder, Colo.	01/12/17

3-POINTERS ATTEMPTED

Player	FG/ATT	Opponent	Site	Date
Bryce Alford	8/14	Washington	Pauley Pavilion	03/01/17
Isaac Hamilton	9/14	Arizona State	Pauley Pavilion	01/19/17
Bryce Alford	9/14	Colorado	Boulder, Colo.	01/12/17

MINUTES PLAYED

Player	MIN	Opponent	Site	Date
Jaime Jaquez Jr.	55	Pepperdine (3-OT)	San Diego, Calif.	11/27/20
Tyger Campbell	52	Pepperdine (3-OT)	San Diego, Calif.	11/27/20
Johnny Juzang	51	Arizona State (3-OT)	Tempe, Ariz.	02/05/22

Single-Game Bests (Opponents)

POINTS

Player	PTS	Opponent	Site	Date
De'Aaron Fox	39	Kentucky	Memphis, Tenn.	03/24/17
Jahmir Young	37	Maryland	Pauley Pavilion	12/22/23
Vladislav Goldin	36	Michigan	Pauley Pavilion	01/07/25
Drew Timme	36	Gonzaga	Las Vegas, Nev.	03/23/23

MOST POINTS IN ONE HALF

Player	PTS	Opponent	Site	Date
Dawson Garcia	27	Minnesota (2nd half)	Pauley Pavilion	02/18/25
Boogie Ellis	27	USC (2nd half)	Galen Center (L.A.)	01/26/23
Caleb Love	27	North Carolina (2nd half)	Philadelphia, Pa.	03/25/22
Alonzo Verge Jr.	24	Arizona State (2nd half)	Tempe, Ariz.	02/06/20
Adam Flagler	24	Presbyterian (2nd half)	Pauley Pavilion	11/19/18
De'Aaron Fox	24	Kentucky (2nd half)	Memphis, Tenn.	03/24/17

REBOUNDS

Player	REBS	Opponent	Site	Date
Zylan Cheatham	20	Arizona State	Pauley Pavilion	01/24/19
Ivan Rabb	20	California	Pauley Pavilion	01/05/17
Mouhamed Gueye	18	Washington State	Pullman, Wash.	12/30/22

ASSISTS

Player	AST	Opponent	Site	Date
Sahvir Wheeler	11	Washington	Seattle, Wash.	02/29/24
Daejon Davis	11	Stanford	Stanford, Calif.	02/16/19
Remy Martin	11	Arizona State	Pauley Pavilion	01/24/19

BLOCKS

Player	BLK	Opponent	Site	Date
Oumar Ballo	6	Arizona	Las Vegas, Nev.	03/12/22
multiple players	5	—	—	—

NOTE: last opposing player with five blocks in a game, **Kenneth Chime**, of West Georgia in UCLA's 83-62 win inside Pauley Pavilion on Nov. 10, 2025.

STEALS

Player	STL	Opponent	Site	Date
Matisse Thybulle	7	Washington	Seattle, Wash.	02/02/19
Darius McNeill	7	California	Pauley Pavilion	01/05/19
Chris Duarte	6	Oregon	Eugene, Ore.	01/26/20
Matisse Thybulle	6	Washington	Seattle, Wash.	02/04/17

FIELD GOALS MADE

Player	FG/ATT	Opponent	Site	Date
Drew Timme	16/24	Gonzaga	Las Vegas, Nev.	03/23/23
Anton Watson	14/15	Gonzaga	Honolulu, Hawaii	11/22/23
multiple players	13 made FG	—	—	—

NOTE: last opposing player with 13 made shots in a game, **Vladislav Goldin**, of Michigan (13-for-18) ... game was played in Pauley Pavilion on Jan. 7, 2025.

FIELD GOALS ATTEMPTED

Player	FG/ATT	Opponent	Site	Date
Colbey Ross	10/25	Pepperdine	San Diego, Calif.	11/27/20
Jordan Howard	13/25	Central Arkansas	Pauley Pavilion	11/15/17
Drew Timme	16/24	Gonzaga	Las Vegas, Nev.	03/23/23
Caleb Love	11/24	North Carolina	Philadelphia, Pa.	03/25/22
Remy Martin	11/24	Arizona State	Pauley Pavilion	02/27/20

3-POINTERS MADE

Player	FG/ATT	Opponent	Site	Date
Jordan Howard	8/15	Central Arkansas	Pauley Pavilion	11/15/17
Terrence Shannon Jr.	8/9	Illinois	Las Vegas, Nev.	11/18/22
four players	7 made 3-PT	—	—	—

NOTE: last opposing player to have made seven 3-pointers in a game was **Rob Edwards** of Arizona State (7-for-9) ... game was played in Pauley Pavilion on Feb. 27, 2020 (UCLA won, 75-72).

3-POINTERS ATTEMPTED

Player	FG/ATT	Opponent	Site	Date
Bennie Boatwright	7/17	USC	Pauley Pavilion	02/28/19
Jordan Howard	8/15	Central Arkansas	Pauley Pavilion	11/15/17

NOTE: last opposing player with 14 attempted 3-pointers in a game was **Jonah Mathews** of USC (5-for-14) ... game was played in Pauley Pavilion on Feb. 28, 2019 (UCLA won, 93-88, in overtime).

MINUTES PLAYED

Player	MIN	Opponent	Site	Date
Colbey Ross	55	Pepperdine (3-OT)	San Diego, Calif.	11/27/20
Jay Heath	48	Arizona State (3-OT)	Tempe, Ariz.	02/05/22
Kimani Lawrence	47	Arizona State (3-OT)	Tempe, Ariz.	02/05/22

Single-Game Bests (UCLA)

POINTS

Player	PTS	Opponent	Site	Date
Skyy Clark	25	Washington	Seattle, Wash.	12/03/25
Skyy Clark	22	Presbyterian	Pauley Pavilion	11/21/25
Tyler Bilodeau	21	Washington	Seattle, Wash.	12/03/25
Tyler Bilodeau	21	West Georgia	Pauley Pavilion	11/10/25
Donovan Dent	21	Eastern Washington	Pauley Pavilion	11/03/25

MOST POINTS IN ONE HALF

Player	PTS	Opponent	Site	Date
Tyler Bilodeau	20	Washington (2nd half)	Seattle, Wash.	12/03/25
Skyy Clark	15	Washington (1st half)	Seattle, Wash.	12/03/25
Tyler Bilodeau	15	Arizona (2nd half)	Intuit Dome	11/14/25

REBOUNDS

Player	REBS	Opponent	Site	Date
Eric Dailey Jr.	10	Sacramento State	Pauley Pavilion	11/18/25
Xavier Booker	8	Sacramento State	Pauley Pavilion	11/18/25

ASSISTS

Player	AST	Opponent	Site	Date
Trent Perry	9	West Georgia	Pauley Pavilion	11/10/25
Donovan Dent	9	Eastern Washington	Pauley Pavilion	11/03/25

BLOCKS

Player	BLK	Opponent	Site	Date
Xavier Booker	5	Pepperdine	Pauley Pavilion	11/07/25

STEALS

Player	STL	Opponent	Site	Date
Jamar Brown	3	Presbyterian	Pauley Pavilion	11/21/25
Trent Perry	3	Presbyterian	Pauley Pavilion	11/21/25
Steven Jamerson II	3	Arizona	Intuit Dome	11/14/25
Skyy Clark	3	West Georgia	Pauley Pavilion	11/10/25

FIELD GOALS MADE

Player	FG/ATT	Opponent	Site	Date
Skyy Clark	9/11	Presbyterian	Pauley Pavilion	11/21/25

NOTE: UCLA has had a player connect on eight shots, twice this season. Most recently, Tyler Bilodeau and Donovan Dent each made eight field goals against Eastern Washington (Nov. 3, 2025).

FIELD GOALS ATTEMPTED

Player	FG/ATT	Opponent	Site	Date
Donovan Dent	8/17	Eastern Washington	Pauley Pavilion	11/03/25

3-POINTERS MADE

Player	FG/ATT	Opponent	Site	Date
Skyy Clark	6/7	Washington	Seattle, Wash.	12/03/25
Skyy Clark	3/6	Oregon	Pauley Pavilion	12/06/25
Eric Dailey Jr.	3/7	California	Chase Center	11/25/25
Skyy Clark	3/4	Sacramento State	Pauley Pavilion	11/18/25
Tyler Bilodeau	3/4	Arizona	Intuit Dome	11/14/25
Eric Dailey Jr.	3/5	Arizona	Intuit Dome	11/14/25
Tyler Bilodeau	3/6	Eastern Washington	Pauley Pavilion	11/03/25

3-POINTERS ATTEMPTED

Player	FG/ATT	Opponent	Site	Date
Skyy Clark	6/7	Washington	Seattle, Wash.	12/03/25
Eric Dailey Jr.	3/7	California	Chase Center	11/25/25
Skyy Clark	3/6	Oregon	Pauley Pavilion	12/06/25
Skyy Clark	2/6	Eastern Washington	Pauley Pavilion	11/03/25
Tyler Bilodeau	3/6	Eastern Washington	Pauley Pavilion	11/03/25

MINUTES PLAYED

Player	MIN	Opponent	Site	Date
Donovan Dent	38:55	Washington	Seattle, Wash.	12/03/25
Donovan Dent	38:06	Oregon	Pauley Pavilion	12/06/25
Skyy Clark	38:48	Washington	Seattle, Wash.	12/03/25
Trent Perry	37:13	West Georgia	Pauley Pavilion	11/10/25
Donovan Dent	36:12	Eastern Washington	Pauley Pavilion	11/03/25

Single-Game Bests (Opponents)

POINTS

Player	PTS	Opponent	Site	Date
Hannes Steinbach	29	Washington	Seattle, Wash.	12/03/25
Chris Bell	22	California	Chase Center	11/25/25
Jackson Shelstad	20	Oregon	Pauley Pavilion	12/06/25
Anthony Dell'Orso	20	Arizona	Intuit Dome	11/14/25

MOST POINTS IN ONE HALF

Player	PTS	Opponent	Site	Date
Hannes Steinbach	16	Washington (2nd half)	Seattle, Wash.	12/03/25
Dai Dai Aimes	14	California (2nd half)	Chase Center	11/25/25
Brady Hardewig	14	West Georgia (1st half)	Pauley Pavilion	11/10/25

REBOUNDS

Player	REBS	Opponent	Site	Date
Hannes Steinbach	10	Washington	Seattle, Wash.	12/03/25
Prophet Johnson	10	Sacramento State	Pauley Pavilion	11/18/25
Mark Lavrenov	10	Sacramento State	Pauley Pavilion	11/18/25
Tobe Awaka	10	Arizona	Intuit Dome	11/14/25

ASSISTS

Player	AST	Opponent	Site	Date
Styles Phipps	6	Pepperdine	Pauley Pavilion	11/07/25
Jojo Anderson	5	Eastern Washington	Pauley Pavilion	11/03/25

BLOCKS

Player	BLK	Opponent	Site	Date
Kenneth Chime	5	West Georgia	Pauley Pavilion	11/10/25

STEALS

Player	STL	Opponent	Site	Date
Prophet Johnson	4	Sacramento State	Pauley Pavilion	11/18/25
Quimari Peterson	3	Washington	Seattle, Wash.	12/03/25
Brayden Burries	3	Arizona	Intuit Dome	11/14/25

FIELD GOALS MADE

Player	FG/ATT	Opponent	Site	Date
Hannes Steinbach	11/12	Washington	Seattle, Wash.	12/03/25
Zoom Diallo	8/13	Washington	Seattle, Wash.	12/03/25

FIELD GOALS ATTEMPTED

Player	FG/ATT	Opponent	Site	Date
Javon Cooley	5/15	Pepperdine	Pauley Pavilion	11/07/25
Mikey Williams	2/14	Sacramento State	Pauley Pavilion	11/18/25

3-POINTERS MADE

Player	FG/ATT	Opponent	Site	Date
Chris Bell	5/7	California	Chase Center	11/25/25
Jackson Shelstad	4/9	Oregon	Pauley Pavilion	12/06/25
Wesley Yates III	4/10	Washington	Seattle, Wash.	12/03/25
Anthony Dell'Orso	4/7	Arizona	Intuit Dome	11/14/25
Brady Hardewig	4/7	West Georgia	Pauley Pavilion	11/10/25

3-POINTERS ATTEMPTED

Player	FG/ATT	Opponent	Site	Date
Wesley Yates III	4/10	Washington	Seattle, Wash.	12/03/25
Jackson Shelstad	4/9	Oregon	Pauley Pavilion	12/06/25
Johnny Radford	2/9	Eastern Washington	Pauley Pavilion	11/03/25

MINUTES PLAYED

Player	MIN	Opponent	Site	Date
Jackson Shelstad	38:08	Oregon	Pauley Pavilion	12/06/25
Prophet Johnson	37:56	Sacramento State	Pauley Pavilion	11/18/25
Jaden Bradley	34:32	Arizona	Intuit Dome	11/14/25
Styles Phipps	34:28	Pepperdine	Pauley Pavilion	11/07/25
Isaiah Moses	34:21	Eastern Washington	Pauley Pavilion	11/03/25

2025-26 MISCELLANEOUS STATS

DATE	OPPONENT	1st Half Score	2nd Half Score	Halftime Margin	Overtime	TOs	Pts. off Turnovers	Points in Paint	Bench Scoring	Time With Lead
Nov. 3	Eastern Washington	40 / 33	40 / 41	+7	- / -	8 / 16	13 / 11	38 / 38	11 / 23	33:37 / 4:21
Nov. 7	Pepperdine	37 / 28	37 / 35	+9	- / -	10 / 12	16 / 14	30 / 22	17 / 24	34:40 / 2:27
Nov. 10	West Georgia	37 / 32	46 / 30	+5	- / -	11 / 17	23 / 9	32 / 8	19 / 15	38:43 / -
Nov. 14	vs. (5) Arizona	25 / 28	40 / 41	(3)	- / -	16 / 15	19 / 22	20 / 38	3 / 28	23:50 / 13:23
Nov. 18	Sacramento State	42 / 17	37 / 31	+25	- / -	13 / 15	23 / 14	36 / 14	38 / 13	39:34 / -
Nov. 21	Presbyterian	41 / 22	45 / 24	+19	- / -	11 / 17	16 / 7	50 / 28	23 / 18	39:47 / -
Nov. 25	vs. California	41 / 36	31 / 44	(8)	- / -	11 / 8	11 / 17	32 / 24	31 / 23	17:06 / 20:55
Dec. 3	at Washington*	36 / 32	46 / 48	+4	- / -	7 / 15	20 / 6	36 / 40	11 / 5	26:11 / 11:35
Dec. 6	Oregon*	44 / 31	30 / 32	+13	- / -	9 / 11	14 / 7	18 / 18	4 / 21	36:53 / 1:26

NOTE: UCLA listed first / Opponent listed second

2025-26 POINTS, REBOUNDS, ASSISTS

DATE	OPPONENT	0 TRENT PERRY	1 XAVIER BOOKER	2 DONOVAN DENT	3 ERIC DAILEY JR.	4 JAMAR BROWN	5 BRANDON WILLIAMS	7 CHRISTIAN HORRY	8 ERIC FREENY
Nov. 3	Eastern Washington	11-1-1	14-7-3	21-4-9	DNP	5-5-1	0-1-1	DNP	0-1-0
Nov. 7	Pepperdine	9-4-3	15-5-1	12-2-4	10-4-2	6-5-0	0-0-0	DNP	DNP
Nov. 10	West Georgia	17- 5-9	4-6- 4	DNP	14-3-1	10-5-1	0-1-0	DNP	2-0- 1
Nov. 14	vs. Arizona	3-2-0	10-7-1	11-3-8	13-5-2	0-0-0	0-2-0	DNP	DNP
Nov. 18	Sacramento State	11-2-1	12- 8-0	5-1-7	15- 10-4	10-5-3	5-4- 3	0-0-0	4-1-0
Nov. 21	Presbyterian	9-1-3	9-1-3	14-1-5	7-4-1	9-7-0	11-7-1	0-0-0	2- 2-0
Nov. 25	vs. California	19-3-3	8-4-0	3-4-7	17-7-3	9-6-1	6-2-1	DNP	0-0-0
Dec. 3	at Washington*	DNP	8-3-2	17-3-8	0-0-0	7-6-0	0-0-0	DNP	0-0-0
Dec. 6	Oregon*	2-1-0	12-5-1	13-1-3	18-8-0	0-1-0	0-1-1	DNP	DNP

DATE	OPPONENT	10 MARKELL ALSTON	21 EVAN MANJIKIAN	23 ANTHONY PEOPLES JR.	24 STEVEN JAMERSON II	30 JACK SEIDLER	34 TYLER BILODEAU	55 SKYY CLARK
Nov. 3	Eastern Washington	DNP	DNP	DNP	0- 4-0	DNP	19- 6-1	10-2- 3
Nov. 7	Pepperdine	DNP	DNP	DNP	2- 4-0	DNP	9-4- 1	11-4-0
Nov. 10	West Georgia	DNP	DNP	DNP	7-2-1	DNP	21-4-1	8-2- 3
Nov. 14	vs. Arizona	DNP	DNP	DNP	0-1-0	DNP	19-2- 1	9-2-2
Nov. 18	Sacramento State	DNP	DNP	0-0-0	0-3-0	2-2-0	6-4- 1	9-1-1
Nov. 21	Presbyterian	DNP	DNP	0- 1-0	3-1- 3	0-1-0	DNP	22-3-1
Nov. 25	vs. California	DNP	DNP	DNP	3-3-1	DNP	DNP	7- 5-1
Dec. 3	at Washington*	DNP	DNP	DNP	4-2-2	DNP	21-5-0	25-2-3
Dec. 6	Oregon*	DNP	DNP	DNP	2- 4-0	DNP	14- 8-1	13-3- 4

Please note, the **bold number** in a column reflects that player's season high.

2025-26 MINUTES PER GAME

DATE	OPPONENT	0 TRENT PERRY	1 XAVIER BOOKER	2 DONOVAN DENT	3 ERIC DAILEY JR.	4 JAMAR BROWN	5 BRANDON WILLIAMS	7 CHRISTIAN HORRY	8 ERIC FREENY
Nov. 3	Eastern Washington	25:47	29:37	36:12	DNP	29:38	8:19	DNP	4:09
Nov. 7	Pepperdine	21:13	30:35	35:09	25:40	12:16	7:29	DNP	DNP
Nov. 10	West Georgia	37:13	26:26	DNP	21:40	23:08	7:54	DNP	9:27
Nov. 14	vs. Arizona	17:46	31:14	34:38	32:23	6:56	7:25	DNP	DNP
Nov. 18	Sacramento State	27:17	19:09	23:48	29:48	19:20	17:47	1:43	9:17
Nov. 21	Presbyterian	24:29	20:57	24:07	17:37	25:09	24:45	2:11	14:21
Nov. 25	vs. California	24:53	31:30	30:59	35:03	28:56	11:23	DNP	3:38
Dec. 3	at Washington*	DNP	16:52	38:55	15:48	25:54	11:08	DNP	1:54
Dec. 6	Oregon*	9:39	21:34	38:06	30:16	9:44	6:01	DNP	DNP

DATE	OPPONENT	10 MARKELL ALSTON	21 EVAN MANJIKIAN	23 ANTHONY PEOPLES JR.	24 STEVEN JAMERSON II	30 JACK SEIDLER	34 TYLER BILODEAU	55 SKYY CLARK
Nov. 3	Eastern Washington	DNP	DNP	DNP	9:34	DNP	31:41	25:03
Nov. 7	Pepperdine	DNP	DNP	DNP	9:25	DNP	28:29	29:44
Nov. 10	West Georgia	DNP	DNP	DNP	13:34	DNP	28:26	32:12
Nov. 14	vs. Arizona	DNP	DNP	DNP	8:46	DNP	32:33	28:19
Nov. 18	Sacramento State	DNP	DNP	1:43	10:25	2:04	18:16	19:23
Nov. 21	Presbyterian	DNP	DNP	3:32	15:31	2:32	DNP	24:49
Nov. 25	vs. California	DNP	DNP	DNP	8:30	DNP	DNP	25:08
Dec. 3	at Washington*	DNP	DNP	DNP	20:52	DNP	29:50	38:48
Dec. 6	Oregon*	DNP	DNP	DNP	17:50	DNP	33:59	32:51

* indicates Big Ten Conference games

Please note, the **bold number** in a column reflects that player's season high.

TEAM SUPERLATIVES (since 2019-20, under head coach Mick Cronin)

Most Points in a Game (UCLA)

111	vs. Prairie View A&M	at UCLA	UCLA wins, 111-75	Dec. 17, 2024
107	vs. Pepperdine	at San Diego State	UCLA wins, 107-98 (3-OT)	Nov. 27, 2020

Fewest Points in a Game (UCLA)

50	vs. California	at UCLA	UCLA wins, 50-40	Jan. 19, 2020
51	vs. Michigan	in Indianapolis, Ind.	UCLA wins, 51-49 (Elite Eight)	March 30, 2021
52	at Arizona	in Tucson, Ariz.	Arizona wins, 58-52	Jan. 21, 2023

Most Points in a Game (Opponent)

98	vs. Pepperdine	at San Diego State	UCLA wins, 107-98 (3-OT)	Nov. 27, 2020
96	at Oregon	in Eugene, Ore.	Oregon wins, 96-75	Jan. 26, 2020

Fewest Points in a Game (Opponent)

40	vs. Boston University	at UCLA	UCLA wins, 71-40	Nov. 11, 2024
40	vs. California	at UCLA	UCLA wins, 50-40	Jan. 19, 2020

Most Rebounds in a Game (UCLA)

55	vs. Chaminade	in Honolulu, Hawaii	UCLA wins, 76-48	Nov. 21, 2023
54	vs. North Florida	at UCLA	UCLA wins, 98-63	Nov. 17, 2021
54	vs. Pepperdine	at San Diego State	UCLA wins, 107-98 (3-OT)	Nov. 27, 2020

Fewest Rebounds in a Game (UCLA)

21	at Washington	in Seattle, Wash.	UCLA wins, 82-80	Dec. 3, 2025
23	at Illinois	in Champaign, Ill.	Illinois wins, 83-78	Feb. 11, 2025
23	at Oregon	in Eugene, Ore.	UCLA wins, 73-71	Dec. 8, 2024
23	vs. Oregon State	at UCLA	UCLA wins, 81-65	Jan. 15, 2022

Most Rebounds in a Game (Opponent)

50	at Utah	in Salt Lake City, Utah	Utah wins, 90-44	Jan. 11, 2024
50	vs. Gonzaga	in Las Vegas, Nev.	Gonzaga wins, 79-76	March 23, 2023

Fewest Rebounds in a Game (Opponent)

18	vs. Lehigh	at UCLA	UCLA wins, 85-45	Nov. 15, 2024
18	at Oregon State	in Corvallis, Ore.	UCLA wins, 94-55	Feb. 26, 2022

Most Offensive Rebounds in a Game (UCLA)

24	vs. North Florida	at UCLA	UCLA wins, 98-63	Nov. 17, 2021
22	at Washington	in Seattle, Wash.	UCLA wins, 66-64	Jan. 2, 2020

Fewest Offensive Rebounds in a Game (UCLA)

3	Northwestern	in Sacramento, Calif.	UCLA wins, 68-63	March 10, 2023
---	--------------	-----------------------	------------------	----------------

* UCLA has totaled four offensive rebounds in a game six times (since 2019-20), with the most recent instance taking place in a 75-56 win over Oregon at the Pac-12 Tournament on March 10, 2023.

Most Offensive Rebounds in a Game (Opponent)

21	vs. Kentucky	in New York, N.Y.	UCLA wins, 63-53	Dec. 17, 2022
21	vs. Arizona	at UCLA	UCLA wins, 75-59	Jan. 25, 2022

Fewest Offensive Rebounds in a Game (Opponent)

3	at California	in Berkeley, Calif.	UCLA wins, 61-57	Jan. 21, 2021
3	vs. California	at UCLA	UCLA wins, 76-56	Dec. 6, 2020

Most Defensive Rebounds in a Game (UCLA)

38	vs. Chaminade	in Honolulu, Hawaii	UCLA wins, 76-48	Nov. 21, 2023
38	vs. Pepperdine	in San Diego, Calif.	UCLA wins, 107-98 (3-OT)	Nov. 27, 2020

Fewest Defensive Rebounds in a Game (UCLA)

13	at Washington	in Seattle, Wash.	UCLA wins, 82-80	Dec. 3, 2025
14	vs. BYU	in Lahaina, Hawaii	BYU wins, 78-63	Nov. 25, 2019

* UCLA has totaled 15 defensive rebounds in a game three times (since 2019-20). Most recently, this took place in an 85-83 win over Wisconsin in Pauley Pavilion on Jan. 21, 2025.

Most Defensive Rebounds in a Game (Opponent)

36	at Utah	in Salt Lake City, Utah	Utah wins, 90-44	Jan. 11, 2024
36	at Arizona	in Tucson, Ariz.	Arizona wins, 76-66	Feb. 3, 2022

Fewest Defensive Rebounds in a Game (Opponent)

10	vs. Iowa	at UCLA	UCLA wins, 94-70	Jan. 17, 2025
11	vs. Oregon State	at UCLA	UCLA wins, 81-65	Jan. 15, 2022

Largest Halftime Lead (UCLA)

33	vs. Iowa	at UCLA	UCLA led at half, 57-24	Jan. 17, 2025
29	at Maryland	in College Park, Md.	UCLA led at half, 49-20	Dec. 14, 2022

Largest Halftime Lead (Opponent)

20	vs. Gonzaga	in Las Vegas, Nev.	Gonzaga led at half, 45-25	Nov. 23, 2021
19	vs. Wisconsin	in Indianapolis, Ind.	Wisconsin led at half, 48-29	March 14, 2025
18	at Oregon	in Eugene, Ore.	Oregon led at half, 48-26	Jan. 26, 2020

Most Field Goals Made in a Game (UCLA)

40	vs. Long Beach State	at UCLA	UCLA wins, 100-79	Nov. 15, 2021
39	vs. North Florida	at UCLA	UCLA wins, 98-63	Nov. 17, 2021

Fewest Field Goals Made in a Game (UCLA)

16	at USC	at USC's Galen Center	USC wins, 54-52	March 7, 2020
*17	at Utah	in Salt Lake City, Utah	Utah wins, 90-44	Jan. 11, 2024

* UCLA has made 17 field goals in five games, since the start of the 2019-20 season. Most recently, this took place in a loss at Utah on Jan. 11, 2024.

Most Field Goals Made in a Game (Opponent)

37	vs. Gonzaga	in Indianapolis, Ind.	Gonzaga wins, 93-90 (OT)	April 3, 2023
33	at Utah	in Salt Lake City, Utah	Utah wins, 90-44	Jan. 11, 2024

Fewest Field Goals Made in a Game (Opponent)

11	vs. California	at UCLA	UCLA wins, 78-43	Feb. 18, 2023
13	vs. Sacramento State	at UCLA	UCLA wins, 79-48	Nov. 18, 2025
13	vs. Stanford	at UCLA	UCLA wins, 66-43	Jan. 29, 2022

Highest FG Percentage in a Game (UCLA)

62.7	32/51	vs. Presbyterian	at UCLA	UCLA wins, 86-46	Nov. 21, 2025
62.1	36/58	vs. Iowa	at UCLA	UCLA wins, 94-70	Jan. 17, 2025
61.7	37/60	vs. USC	at UCLA	UCLA wins, 90-63	March 8, 2025
61.7	29/47	vs. Oregon State	at UCLA	UCLA wins, 81-65	Jan. 15, 2022

Lowest FG Percentage in a Game (UCLA)

29.7	19/64	at USC	at USC's Galen Center	USC wins, 67-64	Feb. 12, 2022
31.3	21/67	at Arizona	Tucson, Ariz.	Arizona wins, 58-52	Jan. 21, 2023

Highest FG Percentage in a Game (Opponent)

62.0	31/50	vs. BYU	in Maui (Hawaii)	BYU wins, 78-63	Nov. 25, 2019
61.5	32/52	vs. Michigan	at UCLA	Michigan wins, 94-75	Jan. 7, 2025

Lowest FG Percentage in a Game (Opponent)

22.0	11/50	vs. California	at UCLA	UCLA wins, 78-43	Feb. 18, 2023
23.3	14/60	vs. Chaminade	in Maui (Hawaii)	UCLA wins, 74-48	Nov. 26, 2019
24.1	13/54	vs. Sacramento State	at UCLA	UCLA wins, 79-48	Nov. 18, 2025

Most 3-Pointers Made in a Game (UCLA)

14	vs. Long Beach State	at UCLA	UCLA wins, 96-78	Jan. 6, 2022
13	at Oregon State	Corvallis, Ore.	UCLA wins, 94-55	Feb. 26, 2022
13	vs. CSU Bakersfield	at UCLA	UCLA wins, 95-58	Nov. 9, 2021

Fewest 3-Pointers Made in a Game (UCLA)

0	vs. Long Island University	at UCLA	UCLA wins, 78-58	Nov. 15, 2023
*1	vs. Maryland	at UCLA	Maryland wins, 69-60	Dec. 22, 2023

* UCLA has made just one 3-pointer in three games, since the start of the 2019-20 season. The two other times this has occurred was 12-16-23 against Ohio State and 2-26-23 at Colorado.

Highest 3-Point Percentage in a Game (UCLA)

65.0	13/20	at Oregon State	in Corvallis, Ore.	UCLA wins, 94-55	Feb. 26, 2022
64.3	9/14	vs. Idaho State	at UCLA	UCLA wins, 84-70	Nov. 20, 2024

Most 3-Pointers Made in a Game (Opponent)

19	vs. Wisconsin	in Indianapolis, Ind.	Wisconsin wins, 86-70	March 14, 2025
15	vs. Wisconsin	at UCLA	UCLA wins, 85-83	Jan. 21, 2025
15	vs. Michigan	at UCLA	Michigan wins, 94-75	Jan. 7, 2025
15	at Washington	in Seattle, Wash.	Washington wins, 94-77	Feb. 29, 2024
15	at Notre Dame	in Notre Dame, Ind.	Notre Dame wins, 75-61	Dec. 14, 2019

Fewest 3-Pointers Made in a Game (Opponent)

1	vs. Ohio State	in Atlanta, Ga.	Ohio State wins, 67-60	Dec. 16, 2023
1	vs. California	in Berkeley, Calif.	UCLA wins, 60-52	Jan. 8, 2022

Highest 3-Point Percentage in a Game (Opponent)

63.6	7/11	vs. Long Beach State	at UCLA	UCLA wins, 100-79	Nov. 15, 2021
62.5	15/24	at Washington	in Seattle, Wash.	Washington wins, 94-77	Feb. 29, 2024

Most Free Throws Made in a Game (UCLA)

29	vs. Prairie View A&M	at UCLA	UCLA wins, 111-75	Dec. 17, 2024
29	vs. Arizona	at UCLA	UCLA wins, 69-64	Feb. 29, 2020

Fewest Free Throws Made in a Game (UCLA)

1	vs. Bellarmine	in Las Vegas, Nev.	UCLA wins, 75-62	Nov. 22, 2021
2	vs. Sacramento State	at UCLA	UCLA wins, 76-50	Nov. 7, 2022

Most Free Throws Made in a Game (Opponent)

29	vs. Pepperdine	in San Diego, Calif.	UCLA wins, 107-98 (3-OT)	Nov. 27, 2020
25	at Nebraska	in Lincoln, Neb.	Nebraska wins, 66-58	Jan. 4, 2025
25	at Arizona	in Tucson, Ariz.	Arizona wins, 77-71	Jan. 20, 2024

Fewest Free Throws Made in a Game (Opponent)

0	at Utah	in Salt Lake City, Utah	UCLA wins, 76-61	Feb. 25, 2021
1	vs. Oregon State	in Las Vegas, Nev.	UCLA wins, 67-57	March 13, 2024

2025-26 STARTING LINEUPS & GAME-BY-GAME TOTALS

STARTING LINEUPS

DATE	OPPONENT	W/L	SCORE					
11/03/25	Eastern Washington	W	80-74	Donovan Dent	Skyy Clark	Jamar Brown	Tyler Bilodeau	Xavier Booker
11/07/25	Pepperdine	W	74-63	Donovan Dent	Skyy Clark	Eric Dailey Jr.	Tyler Bilodeau	Xavier Booker
11/10/25	West Georgia	W	83-62	Trent Perry	Skyy Clark	Eric Dailey Jr.	Tyler Bilodeau	Xavier Booker
11/14/25	vs. Arizona ¹	L	65-69	Donovan Dent	Skyy Clark	Eric Dailey Jr.	Tyler Bilodeau	Xavier Booker
11/18/25	Sacramento State	W	79-48	Trent Perry	Jamar Brown	Eric Dailey Jr.	Brandon Williams	Steven Jamerson II
11/21/25	Presbyterian	W	86-46	Donovan Dent	Skyy Clark	Eric Dailey Jr.	Brandon Williams	Xavier Booker
11/25/25	vs. California ²	L	72-80	Donovan Dent	Skyy Clark	Eric Dailey Jr.	Brandon Williams	Xavier Booker
12/03/25	at Washington*	W	82-80	Donovan Dent	Skyy Clark	Eric Dailey Jr.	Tyler Bilodeau	Xavier Booker
12/06/25	Oregon*	W	74-63	Donovan Dent	Skyy Clark	Eric Dailey Jr.	Tyler Bilodeau	Xavier Booker
12/13/25	vs. Gonzaga ³							
12/17/25	Arizona State							
12/29/25	Cal Poly							
12/23/25	UC Riverside							

UCLA'S GAME-BY-GAME TOTALS (2025-26)

Opponent	Date	Score	W/L	FG-FGA	PCT	3FG-FGA	PCT	FT-FTA	PCT	OR	DR	REB	PF	AST	TO	BLK	STL
Eastern Washington	11/03/25	80-74	W	33-70	.471	8-26	.308	6-10	.600	12	23	35	12	19	8	3	7
Pepperdine	11/07/25	74-63	W	25-52	.481	5-21	.238	19-26	.731	13	21	34	15	11	10	5	7
West Georgia	11/10/25	83-62	W	27-55	.491	6-17	.353	23-26	.885	13	23	36	12	21	11	3	8
vs. Arizona ¹	11/14/25	65-69	L	25-58	.431	9-17	.529	6-8	.750	9	19	28	12	15	16	3	4
Sacramento State	11/18/25	79-48	W	28-58	.483	7-21	.333	16-24	.667	11	33	44	25	20	15	3	9
Presbyterian	11/21/25	86-46	W	32-51	.627	6-12	.500	16-24	.667	6	27	33	15	17	11	1	9
vs. California ²	11/25/25	72-80	L	26-64	.406	7-22	.318	13-23	.565	14	27	41	19	17	11	5	2
at Washington*	12/03/25	82-80	W	28-53	.528	9-20	.450	17-24	.708	8	13	21	19	15	7	5	7
Oregon*	12/06/25	74-63	W	24-55	.436	8-18	.444	18-21	.857	15	21	36	17	10	9	3	8

OPPONENT'S GAME-BY-GAME TOTALS (2025-26)

Opponent	Date	Score	W/L	FG-FGA	PCT	3FG-FGA	PCT	FT-FTA	PCT	OR	DR	REB	PF	AST	TO	BLK	STL
Eastern Washington	11/03/25	80-74	W	29-54	.537	7-25	.280	9-14	.643	6	24	30	13	22	16	2	5
Pepperdine	11/07/25	74-63	W	21-61	.344	8-29	.276	13-13	1.000	15	19	34	21	11	12	3	6
West Georgia	11/10/25	83-62	W	22-51	.431	13-25	.520	5-11	.455	8	14	22	23	15	17	5	8
vs. Arizona ¹	11/14/25	65-69	L	26-55	.473	6-19	.316	11-15	.733	11	24	35	11	16	15	3	7
Sacramento State	11/18/25	79-48	W	13-54	.241	3-24	.125	19-30	.633	13	22	35	25	9	13	3	6
Presbyterian	11/21/25	86-46	W	17-51	.333	2-20	.100	10-15	.667	8	17	25	17	12	17	4	7
vs. California ²	11/25/25	72-80	L	26-58	.448	11-22	.500	17-22	.773	7	28	35	23	15	8	4	7
at Washington*	12/03/25	82-80	W	31-60	.517	9-24	.375	9-12	.750	14	19	33	20	14	15	6	0
Oregon*	12/06/25	74-63	W	19-57	.333	8-27	.296	17-24	.708	17	17	34	17	8	11	2	4

* Big Ten Conference game

1 played in Inglewood, Calif. (Intuit Dome)

2 played in San Francisco, Calif. (Chase Center)

UCLA's SEASON/CAREER STATS

2025-26 ROSTER

Summary

Player	Season Statistics										Career Statistics									
	GP-GS	MIN/G	FG%	3FG%	FT%	R/G	A/G	STL	BLK	PTS/G	GP-GS	MIN/G	FG%	3FG%	FT%	R/G	A/G	STL	BLK	PTS/G
BILODEAU, Tyler	7-6	29.0	.521	.346	.889	4.7	0.9	8	1	15.6	104-84	25.6	.503	.359	.784	4.7	1.1	67	36	11.9
BOOKER, Xavier	9-8	25.3	.633	.500	.733	5.1	1.7	2	14	10.4	69-13	13.0	.470	.296	.726	2.4	0.4	7	50	5.1
BROWN, Jamar	9-2	20.1	.442	.333	1.000	4.4	0.7	8	2	6.2	71-63	32.4	.453	.366	.883	6.4	1.2	88	21	14.8
CLARK, Skyy	9-8	28.5	.481	.514	.864	2.7	2.0	13	2	12.7	85-82	28.1	.435	.384	.777	3.0	2.6	95	11	10.3
DAILEY JR., Eric	8-8	26.0	.540	.444	.636	5.1	1.6	2	1	11.8	73-57	23.3	.506	.374	.657	4.5	1.5	68	10	10.5
DENT, Donovan	8-7	32.7	.362	.077	.628	2.4	6.4	11	3	12.0	112-79	28.8	.492	.341	.727	2.3	4.9	142	82	13.4
FREENY, Eric	6-0	7.1	.333	.000	1.000	0.7	0.2	0	0	1.3	6-0	7.1	.333	.000	1.000	0.7	0.2	0	0	1.3
HORRY, Christian	2-0	2.0	.000	.000	.000	0.0	0.0	0	0	0.0	2-0	2.0	.000	.000	.000	0.0	0.0	0	0	0.0
JAMERSON II, Steven	9-1	12.7	.636	.000	.500	2.7	0.9	9	6	2.3	80-62	21.8	.587	.000	.642	6.5	0.8	70	58	7.3
PEOPLES JR., Anthony	2-0	2.6	.000	.000	.000	0.5	0.0	0	0	0.0	10-0	10.2	.500	.250	.667	2.0	0.4	1	2	4.0
PERRY, Trent	8-2	23.5	.528	.368	.696	2.4	2.5	6	0	9.9	40-2	13.8	.431	.352	.811	1.8	1.1	25	3	4.9
SEIDLER, Jack	2-0	2.3	.333	.000	.000	1.5	0.0	0	0	1.0	9-0	2.1	.286	.000	.000	0.4	0.0	0	0	0.4
WILLIAMS, Brandon	9-3	11.4	.296	.200	.571	2.0	0.8	2	2	2.4	41-17	16.1	.345	.237	.607	2.1	0.6	9	5	3.0

Scoring

Player	Season Statistics								Career Statistics							
	FG-FGA	FG%	3FG-3FGA	3FG%	FT-FTA	FT%	PTS	PTS/G	FG-FGA	FG%	3FG-3FGA	3FG%	FT-FTA	FT%	PTS	PTS/G
BILODEAU, Tyler	38-73	.521	9-26	.346	24-27	.889	109	15.6	464-923	.503	89-248	.359	221-282	.784	1238	11.9
BOOKER, Xavier	38-60	.633	7-14	.500	11-15	.733	94	10.4	132-281	.470	40-135	.296	45-62	.726	349	5.1
BROWN, Jamar	19-43	.442	8-24	.333	10-10	1.000	56	6.2	358-791	.453	136-372	.366	196-222	.883	1048	14.8
CLARK, Skyy	38-79	.481	19-37	.514	19-22	.864	114	12.7	294-676	.435	129-336	.384	160-206	.777	877	10.3
DAILEY JR., Eric	34-63	.540	12-27	.444	14-22	.636	94	11.8	286-565	.506	65-174	.374	132-201	.657	769	10.5
DENT, Donovan	34-94	.362	1-13	.077	27-43	.628	96	12.0	553-1125	.492	47-138	.341	343-472	.727	1496	13.4
FREENY, Eric	3-9	.333	0-4	.000	2-2	1.000	8	1.3	3-9	.333	0-4	.000	2-2	1.000	8	1.3
HORRY, Christian	0-1	.000	0-0	.000	0-0	.000	0	0.0	0-1	.000	0-0	.000	0-0	.000	0	0.0
JAMERSON II, Steven	7-11	.636	0-0	.000	7-14	.500	21	2.3	240-409	.587	0-0	.000	106-165	.642	586	7.3
PEOPLES JR., Anthony	0-0	.000	0-0	.000	0-0	.000	0	0.0	16-32	.500	2-8	.250	6-9	.667	40	4.0
PERRY, Trent	28-53	.528	7-19	.368	16-23	.696	79	9.9	59-137	.431	19-54	.352	60-74	.811	197	4.9
SEIDLER, Jack	1-3	.333	0-0	.000	0-1	.000	2	1.0	2-7	.286	0-2	.000	0-1	.000	4	0.4
WILLIAMS, Brandon	8-27	.296	2-10	.200	4-7	.571	22	2.4	48-139	.345	9-38	.237	17-28	.607	122	3.0

Totals

Player	Season Statistics									Career Statistics								
	O-REB	D-REB	TOTAL	PF	FO	A	TO	A/TO		O-REB	D-REB	TOTAL	PF	FO	A	TO	A/TO	
BILODEAU, Tyler	7	26	33	18	1	6	10	0.6		117	373	490	271	6	111	134	0.8	
BOOKER, Xavier	16	30	46	18	0	15	10	1.5		47	118	165	89	0	29	46	0.6	
BROWN, Jamar	13	27	40	15	0	6	6	1.0		184	273	457	157	3	88	119	0.7	
CLARK, Skyy	4	20	24	27	1	18	10	1.8		44	212	256	210	5	223	163	1.4	
DAILEY JR., Eric	8	33	41	15	0	13	12	1.1		97	230	327	167	3	107	80	1.3	
DENT, Donovan	3	16	19	6	0	51	19	2.7		39	219	258	179	1	544	261	2.1	
FREENY, Eric	1	3	4	4	0	1	2	0.5		1	3	4	4	0	1	2	0.5	
HORRY, Christian	0	0	0	0	0	0	0	0.0		0	0	0	0	0	0	0	0.0	
JAMERSON II, Steven	14	10	24	21	0	8	11	0.7		239	278	517	249	15	66	101	0.7	
PEOPLES JR., Anthony	0	1	1	1	0	0	0	0.0		12	8	20	15	1	4	3	1.3	
PERRY, Trent	5	14	19	12	0	20	10	2.0		22	50	72	46	0	42	26	1.6	
SEIDLER, Jack	0	3	3	0	0	0	0	0.0		0	4	4	0	0	0	0	0.0	
WILLIAMS, Brandon	10	8	18	9	0	7	4	1.8		38	50	88	67	0	24	16	1.5	

2025-26 BIG TEN STATISTICS

Season Record: 7-2 Big Ten Games: 2-0 Big Ten (Home): 1-0 Big Ten (Away): 1-0

Game Records					Score by Periods				
Record	Overall	Home	Away	Neutral	Team	1st	2nd	OT	TOT
ALL GAMES	2-0	1-0	1-0	0-0	UCLA	80	76	0	156
CONFERENCE	2-0	1-0	1-0	0-0	Opponents	63	80	0	143
NON-CONFERENCE	0-0	0-0	0-0	0-0					

Team Box Score																						
No.	Player				Total		3-Point		F-Throw		Rebounds											
		GP-GS	MIN	AVG	FG-FGA	FG%	3FG-3FGA	3FG%	FT-FTA	FT%	OFF	DEF	TOT	AVG	PF	DQ	A	TO	BLK	STL	PTS	AVG
55	CLARK, Skyy	2-2	71:39	35.8	11-20	.550	9-13	.692	7-8	.875	1	4	5	2.5	5	0	7	1	2	3	38	19.0
34	BILODEAU, Tyler	2-2	63:49	31.9	11-21	.524	2-9	.222	11-12	.917	1	12	13	6.5	6	0	1	3	0	2	35	17.5
2	DENT, Donovan	2-2	77:01	38.5	10-27	.370	0-2	.000	10-13	.769	1	3	4	2.0	1	0	11	6	2	4	30	15.0
1	BOOKER, Xavier	2-2	38:25	19.2	8-14	.571	3-5	.600	1-3	.333	3	5	8	4.0	5	0	3	0	1	1	20	10.0
3	DAILEY JR., Eric	2-2	46:04	23.0	6-12	.500	2-5	.400	4-6	.667	5	3	8	4.0	6	0	0	2	0	0	18	9.0
4	BROWN, Jamar	2-0	35:38	17.8	3-8	.375	1-4	.250	0-0	.000	4	3	7	3.5	4	0	0	0	0	1	7	3.5
24	JAMERSON II, Steven	2-0	38:42	19.3	2-3	.667	0-0	.000	2-3	.667	5	1	6	3.0	8	0	2	2	2	3	6	3.0
0	PERRY, Trent	1-0	09:39	9.7	1-2	.500	0-0	.000	0-0	.000	1	0	1	1.0	0	0	0	1	0	1	2	2.0
5	WILLIAMS, Brandon	2-0	17:09	8.6	0-1	.000	0-0	.000	0-0	.000	1	0	1	0.5	1	0	1	0	1	0	0	0.0
8	FREENY, Eric	1-0	01:54	1.9	0-0	.000	0-0	.000	0-0	.000	0	0	0	0.0	0	0	0	0	0	0	0	0.0
Team											1	3	4					1				
Total		2	400		52-108	.481	17-38	.447	35-45	.778	23	34	57	28.5	36	0	25	16	8	15	156	78.0
Opponents		2	400		50-117	.427	17-51	.333	26-36	.722	31	36	67	33.5	37	0	22	26	2	10	143	71.5

Team Statistics			UCLA	OPP
Scoring			156	143
Points per game			78.0	71.5
Scoring margin			+6.5	-
Field goals-att			52-108	50-117
Field goal pct			.481	.427
3 point fg-att			17-38	17-51
3-point FG pct			.447	.333
3-pt FG made per game			8.5	8.5
Free throws-att			35-45	26-36
Free throw pct			.778	.722
F-Throws made per game			17.5	13.0
Rebounds			57	67
Rebounds per game			28.5	33.5
Rebounding margin			-5.0	-
Assists			25	22
Assists per game			12.5	11.0
Turnovers			16	26
Turnovers per game			8.0	13.0
Turnover margin			+5.0	-
Assist/turnover ratio			1.6	0.8
Steals			15	10
Steals per game			7.5	5.0
Blocks			8	2
Blocks per game			4.0	1.0
Winning streak			2	-
Home win streak			1	-
Attendance			7022	6700
Home games-Avg/Game			1-7022	1-6700
Neutral site-Avg/Game			-	0-0

Team Results				Score	Att.
Date	Opponent				
12/03/2025	at Washington	W		82-80	6700
12/06/2025	Oregon	W		74-63	7022

2025-26 OVERALL STATISTICS

Overall: 7-2 Home: 6-0 Away: 1-0 Neutral: 0-2 Big Ten: 2-0

Game Records

Record	Overall	Home	Away	Neutral
ALL GAMES	7-2	6-0	1-0	0-2
CONFERENCE	2-0	1-0	1-0	0-0
NON-CONFERENCE	5-2	5-0	0-0	0-2

Score by Periods

Team	1st	2nd	OT	TOT
UCLA	343	352	0	695
Opponents	259	326	0	585

Team Box Score

No.	Player				Total		3-Point		F-Throw		Rebounds													
		GP-GS	MIN	AVG	FG-FGA	FG%	3FG-3FGA	3FG%	FT-FTA	FT%	OFF	DEF	TOT	AVG	PF	DQ	A	TO	BLK	STL	PTS	AVG		
34	BILODEAU, Tyler	7-6	203:15	29.0	38-73	.521	9-26	.346	24-27	.889	7	26	33	4.7	18	1	6	10	1	8	109	15.6		
55	CLARK, Skyy	9-8	256:17	28.5	38-79	.481	19-37	.514	19-22	.864	4	20	24	2.7	27	1	18	10	2	13	114	12.7		
2	DENT, Donovan	8-7	261:54	32.7	34-94	.362	1-13	.077	27-43	.628	3	16	19	2.4	6	0	51	19	3	11	96	12.0		
3	DAILEY JR., Eric	8-8	208:14	26.0	34-63	.540	12-27	.444	14-22	.636	8	33	41	5.1	15	0	13	12	1	2	94	11.8		
1	BOOKER, Xavier	9-8	227:54	25.3	38-60	.633	7-14	.500	11-15	.733	16	30	46	5.1	18	0	15	10	14	2	94	10.4		
0	PERRY, Trent	8-2	188:17	23.5	28-53	.528	7-19	.368	16-23	.696	5	14	19	2.4	12	0	20	10	0	6	79	9.9		
4	BROWN, Jamar	9-2	181:01	20.1	19-43	.442	8-24	.333	10-10	1.000	13	27	40	4.4	15	0	6	6	2	8	56	6.2		
5	WILLIAMS, Brandon	9-3	102:10	11.4	8-27	.296	2-10	.200	4-7	.571	10	8	18	2.0	9	0	7	4	2	2	22	2.4		
24	JAMERSON II, Steven	9-1	114:27	12.7	7-11	.636	0-0	.000	7-14	.500	14	10	24	2.7	21	0	8	11	6	9	21	2.3		
8	FREENY, Eric	6-0	42:47	7.1	3-9	.333	0-4	.000	2-2	1.000	1	3	4	0.7	4	0	1	2	0	0	8	1.3		
30	SEIDLER, Jack	2-0	04:36	2.3	1-3	.333	0-0	.000	0-1	.000	0	3	3	1.5	0	0	0	0	0	0	2	1.0		
7	HORRY, Christian	2-0	03:54	2.0	0-1	.000	0-0	.000	0-0	.000	0	0	0	0.0	0	0	0	0	0	0	0	0.0		
23	PEOPLES JR., Anthony	2-0	05:15	2.6	0-0	.000	0-0	.000	0-0	.000	0	1	1	0.5	1	0	0	0	0	0	0	0.0		
Team											20	16	36					4						
Total		9	1800		248-516	.481	65-174	.374	134-186	.720	101	207	308	34.2	146	2	145	98	31	61	695	77.2		
Opponents		9	1800		204-501	.407	67-215	.312	110-156	.705	99	184	283	31.4	170	1	122	124	26	56	585	65.0		

Team Statistics

	UCLA	OPP
Scoring	695	585
Points per game	77.2	65.0
Scoring margin	+12.2	-
Field goals-att	248-516	204-501
Field goal pct	.481	.407
3 point fg-att	65-174	67-215
3-point FG pct	.374	.312
3-pt FG made per game	7.2	7.4
Free throws-att	134-186	110-156
Free throw pct	.720	.705
F-Throws made per game	14.9	12.2
Rebounds	308	283
Rebounds per game	34.2	31.4
Rebounding margin	+2.8	-
Assists	145	122
Assists per game	16.1	13.6
Turnovers	98	124
Turnovers per game	10.9	13.8
Turnover margin	+2.9	-
Assist/turnover ratio	1.5	1.0
Steals	61	56
Steals per game	6.8	6.2
Blocks	31	26
Blocks per game	3.4	2.9
Winning streak	2	-
Home win streak	6	-
Attendance	32750	6700
Home games-Avg/Game	6-5458	1-6700
Neutral site-Avg/Game	-	2-7424

Team Results

Date	Opponent		Score	Att.
11/03/2025	Eastern Wash.	W	80-74	3615
11/07/2025	Pepperdine	W	74-63	9103
11/10/2025	West Ga.	W	83-62	4133
11/14/2025	vs Arizona	L	65-69	7554
11/18/2025	Sacramento St.	W	79-48	4735
11/21/2025	Presbyterian	W	86-46	4142
11/25/2025	vs California	L	72-80	7293
12/03/2025	at Washington	W	82-80	6700
12/06/2025	Oregon	W	74-63	7022