



UCLA MEN'S BASKETBALL

UCLA Athletic Communications / J.D. Morgan Center / 325 Westwood Plaza / Los Angeles, CA 90095
Men's Basketball, Director of Communications: Alex Timiraos / atimiraos@athletics.ucla.edu / o: (310) 206-0524

UCLA'S STATISTICAL LEADERS

No.	Player	GP	GS	MPG	RPG	APG	PPG
34	Tyler Bilodeau	5	4	27.9	4.0	1.0	14.8
3	Eric Dailey Jr.	6	6	27.0	5.5	2.2	12.7
2	Donovan Dent	6	5	30.8	2.5	6.7	11.0
0	Trent Perry	7	2	25.5	2.6	2.9	11.0

2025-26 SCHEDULE

October

Fri.	17	at San Diego State (exh.)	–		W	67-60
Tue.	28	UC Irvine (exh.)	B1G+		W	94-64

November

Mon.	3	Eastern Washington	BTN		W	80-74
Fri.	7	Pepperdine	BTN		W	74-63
Mon.	10	West Georgia	B1G+		W	83-62
Fri.	14	vs. (5) Arizona ¹	Peacock		L	65-69
Tue.	18	Sacramento State ²	BTN		W	79-48
Fri.	21	Presbyterian ²	BTN		W	86-46
Tue.	25	vs. California ³	ESPN		L	72-80

December

Tue.	3	at Washington*	BTN		8 p.m.
Sat.	6	Oregon*	Peacock		3 p.m.
Sat.	13	vs. (11) Gonzaga ⁴	ESPN		8:30 p.m.
Wed.	17	Arizona State	FS1		7:30 p.m.
Fri.	19	Cal Poly	BTN		7 p.m.
Tue.	23	UC Riverside	BTN		1 p.m.

January

Sat.	3	at Iowa*	Peacock		5 p.m. (CT)
Tue.	6	at Wisconsin*	Peacock		8 p.m. (CT)
Sat.	10	Maryland*	FOX or FS1		5 p.m.
Wed.	14	at Penn State*	FS1		8:30 p.m. (ET)
Sat.	17	at Ohio State*	CBS		1 p.m. (ET)
Tue.	20	(1) Purdue*	Peacock		7 p.m.
Sat.	24	Northwestern*	FS1		3 p.m.
Wed.	28	at Oregon*	BTN		8 p.m.
Sat.	31	(22) Indiana*	Peacock		2 p.m.

February

Tue.	3	Rutgers*	BTN		6:30 p.m.
Sat.	7	Washington*	FS1		7 p.m.
Sat.	14	at (3) Michigan*	CBS		1 p.m. (ET)
Tue.	17	at (7) Michigan State*	Peacock		8:30 p.m. (ET)
Sat.	21	(14) Illinois*	FOX		5 p.m.
Tue.	24	(24) USC*	FS1		8 p.m.
Sat.	28	at Minnesota*	FS1		1 p.m. (CT)

March

Tue.	3	Nebraska*	FS1		8 p.m.
Sat.	7	at (24) USC*	FS1		6 p.m.

Postseason Schedule

Big Ten Tournament ⁵	March 10-15	Chicago, Ill.
NCAA Tournament, First Four	March 17-18	Dayton, Ohio
NCAA Tournament, 1st/2nd Rounds	March 19-22	TBD
NCAA Tournament, Regionals	March 26-29	TBD
NCAA Final Four ⁶	April 4, 6	Indianapolis, Ind.

* Big Ten Conference games
rankings in parenthesis, from the weekly AP poll

- 1 at Intuit Dome (Inglewood, Calif.)
- 2 hosted by Gazelle Group, in Pauley Pavilion
- 3 hosted by Gazelle Group, at Chase Center (San Francisco, Calif.)
- 4 Seattle Hoops Showdown, at Climate Pledge Arena (Seattle, Wash.)
- 5 Big Ten Tournament, at United Center (Chicago, Ill.)
- 6 NCAA Final Four, at Lucas Oil Stadium (Indianapolis, Ind.)

UCLA ON SOCIAL MEDIA

Men's Basketball on X:	@UCLAMBB
Men's Basketball Instagram:	@UCLAMBB
Men's Basketball Facebook:	/UCLAMensBasketball
UCLA Athletics on X:	@UCLAathletics
UCLA Athletics Instagram:	@UCLAathletics
UCLA Athletics Facebook:	/UCLAathletics

#GoBruins

UCLA Bruins (5-2) at Washington Huskies (5-2)

Wednesday, Dec. 3 – 8:00 p.m. (PT)
Seattle, Wash. – Alaska Airlines Arena

GAME INFORMATION

Venue:	Alaska Airlines Arena
Capacity:	9,268
Tipoff Time:	8:10 p.m. (PT)
Broadcast:	Big Ten Network
TV Talent:	Aaron Goldsmith (play-by-play), Don MacLean (analyst)
Radio (UCLA Audio Network):	AM 790
Radio Talent:	Josh Lewin (play-by-play), Tracy Murray (analyst)
SIRIUS XM:	SiriusXM 85 and on the SXM App
Live Statistics:	ucla.statbroadcast.com



5-2, 0-0

5-2, 0-0

UCLA swept the season series against Washington last season and has won 11 of the past 12 matchups with the Huskies.

THE PAST WEEK

- The Bruins dropped an 80-72 decision to California at Chase Center in San Francisco on Tuesday, Nov. 25.
- Through Saturday's games, UCLA ranked No. 4 among Big Ten teams in scoring defense (63.1 points per game).
- Trent Perry and Eric Dailey Jr. each scored a team-leading 17 points in the Bruins' loss to California on Nov. 25.
- UCLA led California at halftime, 41-36, and was out-scored by a 44-31 margin in the second half.
- As a team, UCLA shot 40.6 percent from the field and 31.8 percent from beyond the 3-point arc against California.

BRUINS VS. HUSKIES

- UCLA has compiled an all-time record of 110-44 against Washington in a series that began in 1937.
- The Bruins have won 11 of their last 12 matchups against Washington, dating back to January of 2020.
- Last season, UCLA secured a 65-60 victory at Washington on Jan. 24, 2025.
- Washington will return to Los Angeles to face UCLA in Pauley Pavilion later this season, on Saturday, Feb. 7.
- Washington's 94-77 win over the Bruins on Feb. 29, 2024, snapped UCLA's nine-game win streak over the Huskies.

LOOKING AT THE BRUINS

- Six Bruins have averaged 10.0 points or more per game this season (led by Tyler Bilodeau, at 14.8 points per game).
- Donovan Dent (11.0 ppg) leads UCLA with 40 assists in six games, averaging 6.7 assists per game (No. 3 in the Big Ten).
- Xavier Booker has averaged 10.6 points and 5.4 rebounds per game and has shot 65.2% from the field.
- Donovan Dent has been named to national Player of the Year watch lists by the NABC and for the Wooden Award.
- Eric Dailey Jr. has averaged 12.7 points and a team-leading 5.5 rebounds per game in six contests.
- Skyy Clark and Eric Dailey Jr. have each made a team-best 10 three-pointers through UCLA's first seven games.

WHAT'S AHEAD?

- Following this Wednesday night's road game, the Bruins will host Oregon on Saturday, Dec. 6.
- UCLA's six-game schedule in December includes six opponents from the West Coast.
- The Bruins will play four of their six December games in Pauley Pavilion presented by Wescom Financial.
- UCLA's matchup against No. 11 Gonzaga in Seattle will take place at Climate Pledge Arena on Saturday, Dec. 13.
- UCLA will close the 2025 calendar year with three home games in a seven-day stretch, from Dec. 17-23.

KEY NOTES ABOUT UCLA

- The Bruins have returned four of their primary contributors from last season's squad. In addition, UCLA has welcomed back two redshirt players and has brought in five transfers. Three of UCLA's top four scorers from last year's squad have returned in seniors Tyler Bilodeau (13.5 ppg last season) and Skyy Clark (8.5 ppg) and junior Eric Dailey Jr. (11.4 ppg).
- UCLA's five incoming transfer students include Xavier Booker (from Michigan State), Jamar Brown (from UMKC), Donovan Dent (from New Mexico), Steven Jamerson II (from San Diego) and Anthony Peoples Jr. (from North Carolina Central). Last season, Dent secured honorable mention All-America acclaim at New Mexico (averaged 20.4 ppg, 6.4 apg).
- Donovan Dent (point guard), Eric Dailey Jr. (small forward) and Tyler Bilodeau (power forward) have each been named to 20-person positional watch lists at the start of the season. Dent is on the Bob Cousy Award watch list, while Dailey Jr. has been tabbed to the Julius Erving Award watch list, and Tyler Bilodeau to the Karl Malone Award watch list.
- Senior Donovan Dent totaled 224 assists while at New Mexico last season, averaging 6.4 assists per game (which ranked second in the Mountain West Conference and No. 13 in the nation). Senior Skyy Clark registered 91 assists in 34 games for the Bruins last season, averaging 2.7 assists per game. He posted a team-leading 2.4 assist-turnover ratio as a junior.
- For the fourth consecutive season (last season), UCLA led its conference in scoring defense. The Bruins averaged 65.2 points allowed per game in 34 contests, which ranked No. 22 in the nation. UCLA led all Big Ten teams in scoring defense, finishing the year just ahead of Michigan State (67.1 ppg) and Maryland (67.2 ppg) in the scoring defense category.
- Coach Cronin secured career victory No. 500 in the Bruins' 69-61 win over Ohio State in Pauley Pavilion presented by Wescom Financial on Sunday, Feb. 23. Cronin helped UCLA to three more wins in 2024-25, pushing his career win total up to 503. He currently leads all coaches nationwide, age 55 and younger, in total NCAA Division I victories (508).
- Through games played from 2010-11 through 2024-25, Coach Cronin is tied for the fifth-most victories of any NCAA Division I coach (373 wins in a 15-year span). He's tied on that list with Michigan State's Tom Izzo (373 wins) and trails Mark Few of Gonzaga (451), Bill Self of Kansas (426), John Calipari of Arkansas (397) and Randy Bennett of Saint Mary's (379).

325 Westwood Plaza, Los Angeles, CA 90095

Men's Basketball Contact	Alex Timiraos
Cell Phone	(310) 847-9231
E-mail	atimiraos@athletics.ucla.edu
Website	www.uclabruins.com

UCLA's media requests and all credential inquiries are coordinated through the university's Athletic Communications Office. Coach Cronin and selected student-athletes are available during the men's basketball season on designated dates. For details about media availability and all interview requests, please contact Alex Timiraos in the UCLA Athletic Communications Office.

Admission to the press seating area in Pauley Pavilion presented by Wescom is through credential only. All credential requests should be made through the Athletic Communications Office at least two days in advance. Media inquiries should be sent via email to Alex Timiraos (atimiraos@athletics.ucla.edu). The Athletic Communications Office will not credential photographers shooting on a freelance basis. All photography requests must be on assignment and for editorial purposes.

Founded	1919
Enrollment	46,676
Nickname	Bruins
Colors	Blue and Gold
Home Arena (capacity)	Pauley Pavilion (13,800)
Affiliation	NCAA Division I
Conference	Big Ten
Chancellor	Dr. Julio Frenk
Director of Athletics	Martin Jarmond
Athletic Dept. Phone	(310) 825-8699
Ticket Office Phone	(310) 825-2101

First Season	1919-20
All-Time Record	2035-922 (.688)
NCAA Tournament Appearances	53
NCAA Final Four Appearances	19
NCAA Championships	11
Regular-Season Conference Titles	32

2024-25 Record	23-11
2024-25 Big Ten Record (finish)	13-7 (tied-4th)
2024-25 Home / Road / Neutral	15-2 / 5-5 / 3-4
Lettermen Returning and Lost	6/7
Starters Returning and Lost	3/2
Newcomers in 2025-26	6
Incoming Transfers in 2025-26	5
Returning Redshirts in 2025-26	2
Head Coach	Mick Cronin
Coach Cronin at UCLA	143-66 (7th season)
Coach Cronin's Career Record	508-237 (23rd season)
Associate Head Coach	Darren Savino (7th season)
Assistant Coach	Rod Palmer (7th season)
Assistant Coach	Nate Georgetown (3rd season)
Assistant Coach	Nemanja "Yogi" Jovanovic (3rd season)
Assistant Coach	David Singleton (1st season)

No.	Name	Yr.	Pos.	Ht.	Wt.	Hometown (High School / Previous College)
0	Trent Perry	So.	G	6-4	190	West Covina, Calif. (Harvard-Westlake School)
1	Xavier Booker	Jr.	F/C	6-11	245	Indianapolis, Ind. (Cathedral HS / Michigan State)
2	Donovan Dent	Sr.	G	6-2	185	Riverside, Calif. (Centennial HS / New Mexico)
3	Eric Dailey Jr.	Jr.	G/F	6-8	230	Palmetto, Fla. (Oklahoma State University)
4	Jamar Brown	5th Sr.	G	6-5	200	Chandler, Ariz. (Hamilton HS / UMKC)
5	Brandon Williams	RS So.	G/F	6-7	230	Queens, N.Y. (Christ the King HS)
7	Christian Horry	RS Fr.	G	6-2	180	La Cañada, Calif. (Harvard-Westlake School)
8	Eric Freeny	RS Fr.	G	6-4	215	Corona, Calif. (Centennial HS)
10	Markell Alston	Fr.	G	6-1	185	Queensbridge, N.Y. (Christ the King HS)
21	Evan Manjikian	RS Jr.	F	6-8	235	Glendale, Calif. (Sierra Canyon School)
23	Anthony Peoples Jr.	RS Sr.	F/C	6-9	230	Corona, Calif. (Centennial HS / North Carolina Central)
24	Steven Jamerson II	RS Sr.	F/C	6-10	230	Los Angeles, Calif. (Crespi HS / Univ. of San Diego)
30	Jack Seidler	RS Jr.	G	6-4	215	Marlboro, N.J. (Marlboro HS)
34	Tyler Bilodeau	Sr.	F	6-9	235	Kennewick, Wash. (Kamiakin HS / Oregon State)
55	Skyv Clark	Sr.	G	6-3	210	Los Angeles, Calif. (Montverde Academy [FL] / Louisville)

No.	Name	Yr.	Pos.	Ht.	Wt.	Hometown (High School / Previous College)
10	Markell Alston	Fr.	G	6-1	185	Queensbridge, N.Y. (Christ the King HS)
34	Tyler Bilodeau	Sr.	F	6-9	235	Kennewick, Wash. (Kamiakin HS / Oregon State)
1	Xavier Booker	Jr.	F/C	6-11	245	Indianapolis, Ind. (Cathedral HS / Michigan State)
4	Jamar Brown	5th Sr.	G	6-5	200	Chandler, Ariz. (Hamilton HS / UMKC)
55	Skyk Clark	Sr.	G	6-3	210	Los Angeles, Calif. (Montverde Academy [FL] / Louisville)
3	Eric Dailey Jr.	Jr.	G/F	6-8	230	Palmetto, Fla. (Oklahoma State University)
2	Donovan Dent	Sr.	G	6-2	185	Riverside, Calif. (Centennial HS / New Mexico)
8	Eric Freeny	RS Fr.	G	6-4	215	Corona, Calif. (Centennial HS)
7	Christian Horry	Fr.	G	6-2	175	La Cañada, Calif. (Harvard-Westlake School)
24	Steven Jamerson II	RS Sr.	F/C	6-10	230	Los Angeles, Calif. (Crespi HS / Univ. of San Diego)
21	Evan Manjikian	RS Jr.	F	6-8	235	Glendale, Calif. (Sierra Canyon School)
23	Anthony Peoples Jr.	RS Sr.	F/C	6-9	230	Corona, Calif. (Centennial HS / North Carolina Central)
0	Trent Perry	So.	G	6-4	190	West Covina, Calif. (Harvard-Westlake School)
30	Jack Seidler	RS Jr.	G	6-4	215	Marlboro, N.J. (Marlboro HS)
5	Brandon Williams	RS So.	G/F	6-7	230	Queens, N.Y. (Christ the King HS)

Mick Cronin	Head Coach (7th season)	Cincinnati '97
Darren Savino	Associate Head Coach (7th season)	Jersey City College '16
Rod Palmer	Assistant Coach (7th season)	UC Irvine '90
Nate Georgetown	Assistant Coach (3rd season)	Cincinnati '19
Nemanja "Yogi" Jovanovic	Assistant Coach (3rd season)	University of Belgrade '09
David Singleton	Assistant Coach (1st season)	UCLA '23

Doug Erickson	Director of Administration	San Jose State '90
T.J. Wolf	Director of Player Personnel	Murray State '07
Trey Doty	Graduate Assistant	UCLA '25
Dave Andrews	Athletic Performance Coach	Ohio State '04
Alexa Blatt	Athletic Trainer	Nova Southeastern '15
Charlie Ibarra	Staff Associate	Gonzaga '18

Markell Alston (mar-KELL ALL-ston)
Bilodeau (BILL-uh-doh)
Xavier Booker (x-AY-vee-er BOOK-er)
Jamar Brown (juh-MAR brown)
Cronin (CRO-nen)
Trey Doty (tray DOH-tee)
Freeny (FREE-nee)
Georgeton (GEORGE-tin)
Horry (OR-ee)
Jamerson (JAY-mer-sin)
"Yogi" Jovanovic (YO-gee joe-VAH-no-vitch)
Manjikian (man-JEE-kee-in)
Savino (suh-VEE-no)
Seidler (SYDE-ler)

AP POLL
(Dec. 1, 2025 – Week 5)

RK	TEAM	RECORD	PTS
1	Purdue (40)	7-0	1494
2	Arizona (6)	7-0	1442
3	Michigan (15)	7-0	1417
4	Duke	8-0	1355
5	UConn	6-1	1244
6	Louisville	7-0	1177
7	Michigan State	7-0	1095
8	Houston	7-1	1070
9	BYU	6-1	1037
10	Iowa State	7-0	975
11	Gonzaga	7-1	934
12	Alabama	5-2	869
13	Tennessee	7-1	771
14	Illinois	6-2	657
15	Florida	5-2	568
16	North Carolina	6-1	519
17	Vanderbilt	8-0	475
18	Kentucky	5-2	451
19	Texas Tech	6-2	387
20	Auburn	6-2	376
21	Kansas	6-2	340
22	Indiana	7-0	313
23	St. John's	4-3	200
24	USC	7-0	145
25	Arkansas	5-2	127

Also receiving votes: Iowa (99), UCLA (50), Nebraska (52), TCU (35), Missouri (28), Utah State (16), Saint Mary's (15), Baylor (13), SMU (12), Oklahoma State (12), Clemson (10), LSU (7), Seton Hall (6), Wisconsin (6), N.C. State (5), Wake Forest (3), California (2), George Mason (1), Buffalo (1), Colorado (1).

USA TODAY SPORTS, COACHES POLL
(Dec. 1, 2025 – Week 5)

RK	TEAM	RECORD	PTS
1	Purdue (21)	7-0	762
2	Michigan (6)	7-0	721
3	Arizona (3)	7-0	709
4	Duke (1)	8-0	696
5	UConn	6-1	608
6	Louisville	7-0	600
7	Houston	7-1	588
8	Michigan State	7-0	531
9	Iowa State	7-0	502
10	BYU	6-1	493
11	Gonzaga	7-1	480
12	Alabama	5-2	428
13	Tennessee	7-1	377
14	Florida	5-2	313
15	Illinois	6-2	312
16	Vanderbilt	8-0	268
17	North Carolina	6-1	230
18	Kentucky	5-2	222
19	Texas Tech	6-2	192
19	Indiana	7-0	192
21	Kansas	6-2	154
22	St. John's	4-3	129
23	Arkansas	5-2	119
24	Auburn	6-2	104
25	Iowa	7-0	69

Also receiving votes: USC (56), UCLA (33), Nebraska (31), Missouri (28), Saint Mary's (20), Baylor (19), N.C. State (16), Virginia (14), LSU (14), Butler (9), Clemson (9), Ole Miss (8), TCU (5), SMU (4), Utah State (4), Wisconsin (4), Oklahoma State (1), Colorado (1).

LOW PERCENTAGE

Sacramento State shot 24.1 percent in a game on Nov. 18, 2025, tied for the seventh-lowest opposing team's field goal percentage (24.1%) in a contest against UCLA since Dec. 1970. UCLA limited Mississippi Valley State to 19.7 percent shooting in a first-round NCAA Tournament game played at Honda Center in Anaheim, Calif., on March 20, 2008.

FIVE OR MORE BLOCKS

Junior forward/center Xavier Booker became UCLA's first player with at least five blocks in a game since Aday Mara registered five blocks last season in an NCAA Tournament win over Utah State (March 20, 2025, in Lexington, Ky.). Booker had 15 points and five blocks on Friday, Nov. 7, in the Bruins' 74-63 win at home versus Pepperdine. He became the Bruins' first player with at least 15 points, five rebounds and five blocked shots in a game since Dec. 30, 2023, when then-sophomore Adem Bona registered 15 points, 11 rebounds and five blocks in a 64-59 loss at Oregon in a Pac-12 contest.

YEAR TWO WITH ERIC DAILEY JR.

Junior guard/forward Eric Dailey Jr. returned to the Bruins' rotation after missing the season opener (left knee). Since making his debut this season in a win over Pepperdine (Nov. 7), Dailey Jr. has shot 54.9 percent overall (28-for-51) and 45.5 percent from 3-point distance (10-for-22). Dailey Jr. has averaged 12.7 points and 5.5 rebounds in six games (six starts), including a 15-point and 10-rebound effort on Tuesday, Nov. 18, against Sacramento State. Dailey Jr. has totaled four career double-doubles – two at UCLA, and two during his freshman season at Oklahoma State (2023-24).

STRONG PERCENTAGES

Senior forward Tyler Bilodeau has shot 52.9 percent from the field, making 27 of 52 attempts, through five games. The 6-foot-9 product from Kennewick, Wash., has made 7 of 17 attempts from 3-point range (41.2%) and has gone 13 for 15 from the free throw line. Over three weeks ago on a Friday evening at Intuit Dome in nearby Inglewood, Bilodeau shot 7-for-10 in a loss to No. 5-ranked Arizona. He knocked down 3 of 4 shots from 3-point distance. Bilodeau, who missed UCLA's past two games with a left knee sprain, has shot 50.2 percent in his career and 36.4 percent from 3-point range.

SKYY IS THE LIMIT

Senior Skyy Clark has averaged 10.9 points and 2.7 rebounds through seven games. He joined the Bruins' program in the summer of 2024 after having averaged a team-leading 13.2 points per game as a sophomore at Louisville in 2023-24. Last season, Clark finished with UCLA's third-highest assist total (91) and scored at least 10 points in 13 games during his junior season. As a junior in 2024-25, he shot 45.8 percent from the field and 39.7 percent from beyond the 3-point arc. In a pair of NCAA Tournament games, he averaged 16.0 points and shot 10-for-19 from the field.

RUNNING THE POINT

Senior Donovan Dent transferred from New Mexico to UCLA in the offseason and has averaged 11.0 points and 6.7 assists through six games with the Bruins. Hailing from nearby Riverside, Calif., Dent scored 21 points and dished nine assists in his debut as a Bruin in an 80-74 win over Eastern Washington (Nov. 3). Through games played on Friday, Nov. 28, Dent ranked third among all Big Ten players in assists per game (6.7 apg). Through 110 career games, Dent has scored at least 10 points in 71 contests and has registered 10 or more assists in seven career games.

TOP DEFENDERS

The Bruins' program has produced some of the nation's most talented defensive players over the past several seasons. Last year, then-senior Kobe Johnson was honored as one of five players on the Big Ten All-Defensive Team, closing the year at No. 6 in the conference in steals per game (1.6 spg, 55 steals in 34 games). Two seasons ago (2023-24), then-sophomore Adem Bona was honored as the Pac-12 Conference's Defensive Player of the Year. Bona led UCLA's team that season in blocks (58 blocks, 1.8 bpg) and was second in steals (37 steals, 1.1 spg). Three seasons ago (2022-23), then-junior Jaylen Clark was honored as the Naismith Men's Defensive Player of the Year and the NABC Defensive Player of the Year.

GLANCING AT UCLA'S SCHEDULE

The Bruins 31-game schedule opened with an 80-74 win against Eastern Washington on Nov. 3. In all, the 31-game slate includes 18 home games, 10 road contests and three neutral-site games (two of those neutral contest have already taken place). UCLA's first true road contest will take place at Washington on Wednesday, Dec. 3. In addition, UCLA has one neutral-site contest on deck in mid-December. The Bruins will head north to face Gonzaga at Climate Pledge Arena (in Seattle) on Saturday, Dec. 13. UCLA's game time against Gonzaga is set for 8:30 p.m. (PT).

NOTES ON PAULEY PAVILION

The Bruins went 15-2 in Pauley Pavilion last season, UCLA's 59th campaign playing in the longtime basketball venue. The first game in Pauley took place on Dec. 3, 1965, as No. 1 UCLA defeated Ohio State, 92-66. UCLA spent 47 seasons in Pauley Pavilion before the venue was closed for an 18-month renovation (closed in March of 2011). UCLA hosted 18 home games in 2011-12 at the Los Angeles Sports Arena (14 games) near downtown L.A. and at the Honda Center in Anaheim (four games). UCLA returned home in Nov. 2012. This season marks the 14th year in the arena's updated configuration.

In 2023-24, CSUN snapped UCLA's 29-home-game winning streak with a 76-72 win over the Bruins (Dec. 19, 2023). Prior to that game, UCLA hadn't lost at home since an overtime setback (84-81) to Oregon on Jan. 13, 2022. Since taking over as UCLA's head coach prior to 2019-20, Mick Cronin has guided the Bruins to an 84-15 home record (84.8% win percentage).

UCLA'S NCAA TOURNAMENT HISTORY

The Bruins' program made its 53rd appearance at the NCAA Men's Basketball Tournament last March. UCLA has won 11 NCAA championships – most recently in 1995 – and has advanced to 19 Final Fours, most recently in 2021. The Bruins have totaled 23 appearances at the Elite Eight (Regional Finals) and 38 trips to the Sweet 16 (Regional Semifinals). UCLA has compiled an all-time tournament record of 116-46. The Bruins have posted a 56-29 record and have secured 17 trips to the tournament's Sweet 16 since the field expanded to include 64 teams in 1985.

OF NOTE: UCLA's six contests in the 1980 NCAA Tournament and one game in the 1999 NCAA Tournament were later vacated by NCAA action. Those contests and NCAA Tournament appearances are not recognized by the NCAA. The numbers listed above do include those contests and tournament appearances.

LOWEST OPPOSING FG PERCENTAGES

(since Nov. 2019, the start of Coach Cronin's career at UCLA)

DATE	OPPONENT	FG-FGA	FG PCT
02/18/23	California (in Pauley Pavilion)	11-50	22.0%
11/26/19	Chaminade (in Maui)	14-60	23.3%
11/18/25	Sacramento State (in Pauley Pavilion)	13-54	24.1%
02/08/20	Arizona (at McKale Center)	15-59	25.4%
11/21/23	Chaminade (in Maui)	15-58	25.9%

MISCELLANEOUS NOTES ON UCLA

- UCLA shot a season-best 62.7 percent from the field (32-of-51) in an 86-46 win over Presbyterian on Friday, Nov. 21. That marked UCLA's best single-game shooting percentage since making 62.7 percent of its shots against Michigan in an 102-84 win in Pauley Pavilion on Dec. 10, 2016. The Bruins shot 39-of-58 in that victory against Michigan in 2016.
- Senior guard Donovan Dent has averaged 6.7 assists per game, through his first six contests this season. Since assists were routinely recorded at UCLA, starting in 1973-74, only three student-athletes have logged at least 7.0 assists per game in one season (Pooh Richardson, twice, as well as Lonzo Ball in 2016-17 and Larry Drew II in 2012-13).
- The Bruins' 15-man roster this season includes eight student-athletes who are from the Southern California region. All 15 student-athletes are from the United States. Looking at the eight local players, five are from Los Angeles County and three are from Riverside County (Donovan Dent, Eric Freeny and Anthony Peoples Jr. all went to Corona Centennial HS).
- UCLA has two student-athletes who were on the roster in 2022-23 (Evan Manjikian, Jack Seidler) and three players who were on the roster in 2023-24 (Manjikian, Seidler and Brandon Williams). Four of UCLA's most prominent contributors, in Tyler Bilodeau, Skyy Clark, Eric Dailey Jr. and Trent Perry, are back from last year's team.
- Last season, UCLA's assist-turnover ratio (1.55-to-1) ranked No. 20 in the nation and second in the Big Ten. The Bruins concluded the year with an assist-turnover ratio of 1.55, but posted a ratio of 1.81 in the team's final 15 games.
- Since the start of the 2020-21 season, the Bruins have gone 69-30 in conference play (logging a 69.7 win percentage). UCLA went 10-10 in Pac-12 play in 2023-24 after having won the league title (18-2 record) during the 2022-23 season.

MINUTES DISTRIBUTION

No players on UCLA's roster in 2024-25 averaged more than 30 minutes per game. Last season, then-senior Kobe Johnson led the team in minutes played, averaging 29.0 minutes per game. Since UCLA began recording minutes in 1978-79, the Bruins have always had at least one player average 30.0 or more minutes per game, by the end of the year. In 2019-20, then-freshman Tyger Campbell finished the year as the Bruins' leader in minutes per game (30.0 mpg).

ADDITIONAL NOTES ON COACH CRONIN

- Head coach Mick Cronin has guided the program to an overall mark of 143-66, now in his seventh year at UCLA.
- In four NCAA Tournament trips, Coach Cronin has led the Bruins to a 10-4 record.
- Coach Cronin earned Pac-12 Coach of the Year honors in 2020 (his first year at UCLA) and 2023 (his fourth year).
- Coach Cronin has led his teams to at least 20 wins in 15 of 22 previous seasons as a college head coach.
- Coach Cronin's teams have averaged 24.9 victories per season over the last 15 years (2010-11 through 2024-25).
- Coach Cronin has twice led his teams to 31 victories (2022-23 at UCLA, and in 2017-18 at Cincinnati).

CONSECUTIVE THREE-POINTERS

UCLA has made at least one 3-pointer in each of its last 71 games. The Bruins went 0-for-6 from long range in a 78-58 win against Long Island University early in the 2023-24 season in Pauley Pavilion (on Nov. 15, 2023). That game snapped a streak of 792 consecutive contests with at least one made 3-pointer by UCLA. That 3-point streak began after the Bruins finished 0-for-14 from 3-point distance in a home loss to No. 2 Stanford (78-63) on Feb. 3, 2000. The Bruins' single-game 3-point record stands at 19 made 3-pointers (going 19-for-31) in an 104-89 win at Colorado on Jan. 12, 2017.

ABOUT UCLA'S RADIO BROADCAST TEAM

The UCLA Department of Athletics signed a multi-year agreement with Cumulus Media in the summer of 2025, as Talk Radio 790 KABC now serves as the flagship station of the UCLA Bruins Audio Network. UCLA Athletics and JMI Sports announced an 11-year multimedia rights partnership in Sept. 2024, coinciding with the Bruins' move to the Big Ten Conference.

KABC-AM 790 has become the new radio broadcast home for the UCLA football and men's basketball programs, serving all of Southern California with its powerful 6,600-watt signal. With the move to KABC-AM 790, the Bruins have become the primary sports team on the radio station, signaling a departure from sharing the airwaves with other major professional sports teams in the Los Angeles region.

Each of UCLA's regular-season men's basketball games in 2025-26 are being televised or streamed live on a variety of national networks, including FOX, CBS, NBC and Peacock, and Big Ten Network.

Josh Lewin has entered his 10th season as the play-by-play voice for the UCLA men's basketball and football teams. He has served as the Bruins' basketball voice since the start of the 2016-17 season. During that span, the Bruins have played in six NCAA Tournaments with trips to the Sweet 16 in 2017, 2021, 2022 and 2023. Lewin and broadcast partner Tracy Murray called the Bruins' memorable run from the First Four to the Final Four in 2021.

Prior to joining UCLA's broadcast team, Lewin had spent seven seasons as a play-by-play voice for the New York Mets. In addition, he served as the voice for the NFL's San Diego Chargers for 12 seasons (2005-17) before the team relocated to Los Angeles. Lewin has over two decades of experience calling NFL, MLB, NHL and NCAA football and basketball games.

Murray, who played for the Bruins from 1990-92, enters his 17th season as a radio analyst. He was selected in the first round of the 1992 NBA Draft by the San Antonio Spurs and enjoyed a 12-year NBA career. He returned to his alma mater as a broadcaster in 2008, calling games as an analyst until 2015. Murray spent one season (2015-16) as an assistant coach with the L.A. Lakers. He returned to the broadcast position in the fall of 2016 and has worked alongside Lewin for the past eight years. Murray ranks 11th on UCLA's all-time scoring list (1,792 points, 98 games).

Fans around the nation can list to UCLA's games on SIRIUS and XM Satellite Radio. UCLA broadcasts can also be heard online (uclabruins.com/watch), as well as through the UCLA Bruins Mobile App, which is available for download on iTunes and Google Play (free of charge).



Josh Lewin (left) and Tracy Murray

UCLA, AT A GLANCE

NCAA Championships:	11
NCAA Final Four Appearances:	19
NCAA Regional Finals (Elite Eight):	23
NCAA Regional Semifinals (Sweet 16):	38
NCAA Tournament Appearances:	53
Overall NCAA Tournament Record:	116-46
Overall Record at the Final Four:	28-7

COACH CRONIN'S HEAD COACHING CAREER

NCAA Tournament, Past Appearances:	15
Overall NCAA Tournament Record:	17-15
NCAA Final Four Appearances:	1
NCAA Regional Finals (Elite Eight):	1
NCAA Regional Semifinals (Sweet 16):	4

UCLA'S RECENT 30-POINT PERFORMANCES

<i>UCLA's Player</i>	<i>Points</i>	<i>Opponent</i>
Dylan Andrews	31	vs. Oregon State
Date: March 13, 2024 ... scored a career-high 31 points in UCLA's 67-57 win against Oregon State in the first round of the Pac-12 Tournament ... knocked down 7 of 9 attempts from 3-point distance.		

Jaime Jaquez Jr.	30	at Washington
Date: Feb. 28, 2022 ... scored a career-high 30 points ... 11-for-17 from the field, 7-for-10 at the free throw line ... scored 17 points in the second half ... UCLA won the game at Washington, 77-66.		

Johnny Juzang	32	at Washington
Date: Feb. 13, 2021 ... scored a career-high 32 points in UCLA's 64-61 win at Washington ... scored 21 of UCLA's 26 points in the first half ... made 12 of 23 shots and was 5-or-12 from 3-point distance.		

Chris Smith	30	vs. Colorado
Date: Jan. 30, 2020 ... totaled a career-high 30 points in a 72-68 home victory versus Coloado ... shot 8-for-16 from the field, 13-for-15 at the free throw line ... scored 16 of 30 points in the second half.		

Kris Wilkes	34	vs. Arizona
Date: Jan. 26, 2019 ... totaled a career-high 34 points in a 90-69 home win against Arizona ... shot 12-for-16 from the field, 5-for-7 from 3-point range ... was a perfect 5-for-5 at the free throw line.		

Aaron Holiday	34	vs. Stanford
Date: March 8, 2018 ... scored 34 points in back-to-back games ... UCLA defeated Stanford (88-77) in the quarterfinals of the Pac-12 Tournament ... Holiday made 12 of 25 shots in the win.		

RECENT OPPOSING 30-POINT PERFORMANCES

<i>Opposing Player</i>	<i>Points</i>	<i>Opponent</i>
Dawson Garcia	32	vs. Minnesota
Date: Feb. 18, 2025 ... Garcia scored 27 of his team-high 32 points in the second half as Minnesota erased a 17-point first-half deficit in a game at UCLA ... Garcia shot 9-for-15 from the field (11/12, FT).		

Vladislav Goldin	36	vs. Michigan
Date: Jan. 7, 2025 ... Goldin, a 7-foot-1 center, scored 21 of his team-leading 36 points in the first half of Michigan's 94-75 victory ... he shot 13 for 18 overall and was 9-for-11 at the free throw line.		

Keion Brooks Jr.	32	at Washington
Date: Feb. 29, 2024 ... Brooks Jr. scored 22 of his team-leading 32 points in the second half of Washington's 94-77 win ... he was 8-for-14 from the field and 6-for-7 from 3-point distance.		

Jahmir Young	37	vs. Maryland
Date: Dec. 22, 2023 ... Young scored 23 of his game-high 37 points in the first half ... he shot 13 for 19 and was 4-for-6 from 3-point distance, scoring over half of Maryland's points that night (69).		

Anton Watson	32	vs. Gonzaga
Date: Nov. 22, 2023 ... Watson made 14-of-15 shots in Gonzaga's 69-65 win at the Maui Invitational in Honolulu ... was 3-for-3 from 3-point distance ... scored 15 of his 32 points in the first half.		

Bruins in the Classroom

Student-Athlete	Year	Major
Markell Alston	FR	undeclared
Tyler Bilodeau	SR	sociology
Xavier Booker	JR	sociology
Jamar Brown	5th SR	graduate program
Skyy Clark	SR	African-American studies
Eric Dailey Jr.	JR	sociology
Donovan Dent	SR	sociology
Eric Freeny	Rs. FR	business economics
Christian Horry	Rs. FR	business economics
Steven Jamerson II	Rs. SR	graduate program
Evan Manjikian	Rs. JR	economics
Anthony Peoples Jr.	Rs. SR	graduate school of education
Trent Perry	SO	undeclared
Jack Seidler	Rs. JR	sociology
Brandon Williams	Rs. SO	African-American studies

Breakdown by Year in School

Seniors (6): Tyler Bilodeau, Jamar Brown, Skyy Clark, Donovan Dent, Steven Jamerson II, Anthony Peoples Jr.

Juniors (4): Xavier Booker, Eric Dailey Jr., Evan Manjikian, Jack Seidler

Sophomores (2): Trent Perry, Brandon Williams

Freshmen (3): Markell Alston, Eric Freeny, Christian Horry

Breakdown by Home State

California (8): Skyy Clark, Donovan Dent, Eric Freeny, Christian Horry, Steven Jamerson II, Evan Manjikian, Anthony Peoples Jr., Trent Perry

New York (2): Markell Alston, Brandon Williams

Arizona (1): Jamar Brown

Florida (1): Eric Dailey Jr.

Indiana (1): Xavier Booker

New Jersey (1): Jack Seidler

Washington (1): Tyler Bilodeau

Bruins in the NBA (November 2025)

Player	NBA Team	NBA Season	Years in NBA	Years at UCLA
Kyle Anderson	Utah Jazz	12th season	2015-2025	2013-2014
Lonzo Ball	Cleveland Cavaliers	9th season	2018-2025	2017
Adem Bona	Philadelphia 76ers	2nd season	2025	2023-2024
Jaylen Clark	Minnesota Timberwolves	2nd season	2025	2021-2023
Aaron Holiday	Houston Rockets	8th season	2019-2025	2016-2018
Jrue Holiday	Portland Trail Blazers	17th season	2010-2025	2009
Jaime Jaquez Jr.	Miami Heat	3rd season	2024-2025	2020-2023
Johnny Juzang	Minnesota Timberwolves	4th season	2023-2025	2021-2022
Zach LaVine	Sacramento Kings	12th season	2015-2025	2014
Kevon Looney	New Orleans Pelicans	11th season	2016-2025	2015
Kevin Love	Utah Jazz	18th season	2009-2025	2008
Norman Powell	Miami Heat	11th season	2016-2025	2012-2015
Peyton Watson	Denver Nuggets	4th season	2023-2025	2022
Russell Westbrook	Sacramento Kings	18th season	2009-2025	2007-2008

• UCLA had 14 former players on NBA opening week rosters this season (2025-26). Since 1948, UCLA has produced the second-most NBA draft selections (126). Kentucky tops that list with 145. Trailing Kentucky and UCLA are North Carolina (118) and Duke (115). The Bruins' program also has several players competing in the NBA G League.

UCLA's Triple-Double Notes

The Bruins have four triple-doubles in their record book, including three since the assist became an official NCAA stat prior to the 1983-84 season. Most recently, Kyle Anderson had a triple-double as a sophomore in Nov. 2013.

Player	Date	UCLA's Opponent	Result	PTS	RBS	AST	BLK
Kyle Anderson	11/22/2013	Morehead State	W, 81-70	13	12	11	3
Toby Bailey	12/18/1995	Stephen F. Austin	W, 109-88	23	10	10	1
Jelani McCoy	12/09/1995	Maryland	W, 73-63	15	10	0	11
Bill Walton	12/08/1973	SMU	W, 77-60	25	16	11	—

• Last season, then-senior guard Kobe Johnson was close to notching a triple-double in a 78-54 win against Penn State on Feb. 8, 2024, in Pauley Pavilion. Johnson totaled 15 points, 13 rebounds and six assists (and had four steals). He shot 7-for-12 from the field and had no turnovers as the Bruins registered their seventh consecutive win.

• In 2020-21, Chris Smith had 26 points, 12 rebounds and six assists in a triple-overtime victory over Pepperdine (Nov. 27, 2020). In 2017-18, Aaron Holiday came close to notching a triple-double with 23 points, nine assists and six rebounds in an 82-79 victory at home against USC (Feb. 3, 2018). Holiday also approached triple-double territory in a win at home against Stanford (March 8, 2018). Holiday totaled a career-high-tying 34 points, eight assists and seven rebounds.

• As a freshman in 2018-19, Moses Brown finished with 23 points, 14 rebounds and eight blocks in UCLA's 95-58 victory against Saint Francis of Pennsylvania (Nov. 16, 2018). He became UCLA's first player since Jerome Moiso (Jan. 22, 2000, versus Arizona State) to have recorded at least 20 points and five blocks in a game. The Bruins have not had any player with a triple-double of the point-rebound-block variety since Jelani McCoy on Dec. 9, 1995 (stats located above).

Looking at Free Throw Attempts

Free Throw Shooting (Team)

Shooting 100 Percent: UCLA last shot 100 percent at the free throw line in a 72-47 win over Utah State in last season's NCAA Tournament in Lexington, Ky. (March 20, 2025). UCLA shot 10-for-10. Previously, the Bruins shot 100 percent at the line in a semifinal victory against USC at the Pac-12 Tournament (March 11, 2022).

Opponent, Shooting 100 Percent: The last opposing team to be perfect at the free throw line with at least five made free throws was Pepperdine (Nov. 7, 2025), in the Bruins' second game of the season (Pepperdine shot 13-for-13). The record for an opposing team, shooting 100 percent at the line against UCLA, was accomplished by St. John's on Dec. 12, 1987 (18-for-18).

Fewest free throws: For UCLA, the fewest free throw attempts in one game has been four, since the early 1970s. Most recently, UCLA was 3-for-4 at the free throw stripe in a win at Utah on Feb. 25, 2021. In the season opener in 2022-23, the Bruins shot 2-for-5 at the line in a 76-50 win against Sacramento State in Pauley Pavilion (11-7-2022).

The fewest made free throws for UCLA has been one, since the early 1970s, and this has taken place in two games. In 2021-22, UCLA shot 1-for-6 (FTs) in a victory over Bellarmine (11-22-2021). UCLA was 1-for-4 (FTs) in a loss to Kentucky in Chicago on Dec. 20, 2014.

No free throws: For the opposition, there have been two games since the early 1970s in which UCLA's opponent has not attempted a free throw. Most recently, Utah did not get to the line in UCLA's 76-61 win at the Jon M. Huntsman Center on Feb. 25, 2021. In addition, Delaware State did not shoot a free throw in UCLA's victory in Pauley Pavilion (11-19-2005).

Free Throw Shooting (UCLA Player)

Shooting 100 Percent: With a minimum of five made free throws, Tyler Bilodeau (6-for-6, against West Georgia on 11-10-2023) is the most recent UCLA player to have been perfect at the free throw line, with at least five three throw attempts. With at least 10 attempts, Sebastian Mack (13-for-13, on 11-20-2023) was perfect at the line versus Marquette in Honolulu during his freshman season. Tyger Campbell shot 12-for-12 at the line in a victory over Northwestern in the second round of the 2023 NCAA Tournament in Sacramento, Calif. (3-18-2023).

UCLA, Perfect with Free Throws

*minimum of 10 or more free attempts
going back through the 1997-98 basketball season*

Player	FTs	Date
Sebastian Mack	13/13	11-20-2023 vs. Marquette (in Honolulu, Maui Invitational)
Tyger Campbell	12/12	3-18-2023 vs. Northwestern (NCAA Tournament 2nd Round)
Jaime Jaquez Jr.	10/10	12-30-2022 at Washington State

Jordan Adams	10/10	11-28-2013 vs. Nevada (Orleans Arena, in Las Vegas)
Jordan Adams	16/16	11-13-2012 vs. UC Irvine (in Pauley Pavilion)
Malcolm Lee	10/10	2-20-2011 at California
Darren Collison	13/13	1-26-2008 at Oregon State
Arron Afflalo	10/10	3-22-2007 vs. Pittsburgh (San Jose, Calif., Sweet 16)
Arron Afflalo	12/12	1-7-2006 at Arizona State
Jason Kapono	10/10	11-20-2001 vs. Ball State (at the Maui Invitational)
Jason Kapono	12/12	12-2-2000 vs. Georgia Tech (Wooden Classic, in Anaheim)

Opponents, Perfect with Free Throws

*minimum of 10 or more free attempts
going back through the 1997-98 basketball season*

Player	FTs	Date
Jaylen Wells	10/10	3-2-2024 Washington State (in Pullman, Wash.)
Boogie Ellis	10/10	1-26-2023 USC (at the Galen Center)
Ethan Thompson	11/11	3-11-2021 Oregon State (at the Pac-12 Tournament)
Desure Buie	13/13	11-21-2019 Hofstra (in Pauley Pavilion)

Zeke Nnaji	10/10	2-8-2020 Arizona (in Tucson, Ariz.)
Shane Gatling	10/10	3-7-2019 Colorado (in Boulder, Colo.)
Joseph Young	10/10	1-30-2014 Oregon (in Eugene, Ore.)
Jabari Brown	10/10	12-7-2013 Missouri (in Columbia, Mo.)
Klay Thompson	12/12	12-29-2010 Washington State (in Pauley Pavilion)
Tyler Rochestie	10/10	2-21-2009 Washington State (in Pauley Pavilion)
Justin Dentmon	10/10	1-24-2009 Washington (in Seattle, Wash.)
Cedric Essola	10/10	11-29-2008 Florida International (in Pauley Pavilion)
Ryan Mendez	10/10	3-3-2001 Stanford (in Pauley Pavilion)
Justin Wessel	10/10	2-19-2000 Arizona (in Tucson, Ariz.)

TRENDS AND RECORDS

The Bruins have gone 38-24 in games decided by five points or fewer under head coach Mick Cronin (includes all overtime games, regardless of the final score margin). Through Coach Cronin's final three seasons at Cincinnati (2016-17 through 2018-19), his teams went 18-7 in such situations. From 2016-17 through 2025-26, Coach Cronin's teams have gone 56-31 in these contests. In addition, UCLA has gone 64-13 when forcing at least 15 turnovers by the opponent (8-1 in 2019-20, 6-1 in 2020-21, 10-2 in 2021-22, 21-3 in 2022-23, 5-0 in 2023-24, 10-5 in 2024-25 and 4-1 this season).

Games Decided by Five Points or Fewer

Season	Record	Games
2019-20	7-3	10
2020-21	12-4	16
2021-22	3-4	7
2022-23	4-3	7
2023-24	4-6	10
2024-25	8-3	11
2025-26	0-1	1
TOTALS	38-24	62

Holding the Opposition to 70 Points or Fewer

Season	Record	Games
2019-20	18-1	19
2020-21	19-3	22
2021-22	20-1	21
2022-23	29-2	31
2023-24	15-10	25
2024-25	19-2	21
2025-26	4-1	5
TOTALS	124-20	144

Limiting the Opposition to 65 Points or Fewer

Season	Record	Games
2019-20	16-1	17
2020-21	15-1	16
2021-22	19-0	19
2022-23	25-2	27
2023-24	14-4	18
2024-25	16-1	17
2025-26	4-0	4
TOTALS	109-9	138

COMEBACKS AND DEFICITS

Opponents' comebacks in 2025-26

California trailed by 8 points (8-0) with 16:55 to play, first half	California won, 80-72	Nov. 25, 2025
Arizona trailed by 8 points (57-49) with 7:10 to play, second half	Arizona won, 69-65	Nov. 14, 2025

UCLA's comebacks in 2024-25

Trailed Arizona by 13 points in Phoenix (49-36) with 10:45 to play, second half	UCLA won, 57-54	Dec. 14, 2024
Trailed Wisconsin by 9 points (41-32) with 0:30 to play, first half	UCLA won, 85-83	Jan. 21, 2024

Opponents' comebacks in 2024-25

North Carolina trailed by 16 points (59-36) with 12:50 to play, second half (in NYC)	UNC won, 76-74	Dec. 21, 2024
Minnesota trailed by 17 points (29-12) with 5:30 to play, first half	Minnesota won, 64-61	Feb. 18, 2025

UCLA's comebacks in 2023-24

Trailed at Arizona State by 15 points (39-24) with 18:10 to play, second half	UCLA won, 68-66	Jan. 17, 2024
Trailed Arizona State by 9 points (43-34) with 9:30 to play, second half	UCLA won 59-47	March 9, 2024
Trailed at Oregon State by 9 points (28-19) with 3:35 to play, first half	UCLA won, 69-62	Dec. 28, 2023
Trailed Lafayette by 9 points (43-34) with 15:20 to play, second half	UCLA won, 68-50	Nov. 10, 2023

Opponents' comebacks in 2023-24

Arizona trailed by 19 (32-13) with 7:20 to play, first half (in Tucson)	Arizona won, 77-71	Jan. 20, 2024
Washington State trailed by 13 (19-6) with 13:30 to play, first half (in Pullman)	Washington State won, 77-65	March 2, 2024
Marquette trailed by 12 (45-33) with 15:02 to play, second half (in Honolulu)	Marquette won, 71-69	Nov. 20, 2023

UCLA's comebacks in 2022-23

Trailed at Washington State by 12 points (35-23) with 2:00 to play, first half	UCLA won, 67-66	Dec. 30, 2022
Trailed Arizona by 11 points (13-2) with 14:21 to play, first half (at UCLA)	UCLA won, 82-73	March 4, 2023
Trailed at Colorado by 10 points (21-11) with 7:45 to play, first half	UCLA won, 60-56	Feb. 26, 2023

Opponents' comebacks in 2022-23

Illinois trailed by 15 points (44-29) with 17:50 to play, second half (in Las Vegas)	Illinois won, 79-70	Nov. 18, 2022
Gonzaga trailed by 13 (44-31) with 1:20 to play, first half (in Las Vegas)	Gonzaga won, 79-76	March 23, 2023
USC trailed by 13 (40-27) with 17:45 to play, second half (at USC)	USC won, 77-64	Jan. 26, 2023

UCLA's comebacks in 2021-22

Trailed Villanova by 10 points (60-50) with 9:20 to play, second half	UCLA won, 86-77 (OT)	Nov. 12, 2021
Trailed Akron by 7 points (49-42) with 5:30 to play, second half	UCLA won, 57-53	March 17, 2022

Opponents' comebacks in 2021-22

Arizona trailed by 12 points (53-41) with 17:17 to play, second half	Arizona won, 84-76	March 12, 2022
Oregon trailed by 9 points (35-26) with 0:47 to play, first half	Oregon won, 84-81 (OT)	Jan. 13, 2022
North Carolina trailed by 8 points (24-16) with 7:45 to play, first half	UNC won, 73-66	March 25, 2022

UCLA's comebacks in 2020-21

Trailed Michigan State by 14 points (40-26) with 2:38 to play, first half	UCLA won, 86-80 (OT)	March 18, 2021
Trailed Washington by 12 points (39-27) with 1:25 to play, first half	UCLA won, 81-76	Jan. 16, 2021
Trailed Utah by 12 points (16-4) with 15:41 to play, first half	UCLA won, 72-70	Dec. 31, 2020

Opponents' comebacks in 2020-21

Oregon State trailed by 16 points (32-16) with 2:00 to play, first half	OSU won, 83-79 (OT)	March 11, 2021
USC trailed by 11 points (36-25) at halftime	USC won, 64-63	March 6, 2021
Oregon trailed by 9 points (58-49) with 11:56 to play, second half	Oregon won, 82-74	March 3, 2021

UCLA's comebacks in 2019-20

Trailed Washington by 12 points (39-27) with 18:25 to play, second half	UCLA won, 67-57	Feb. 15, 2020
Trailed Washington State by 12 points (58-30) with 13:40 to play, second half	UCLA won in OT, 86-83	Feb. 13, 2020

Opponents' comebacks in 2019-20

Hofstra trailed by 13 points (32-19) with 8:13 to play, first half	Hofstra won, 88-78	Nov. 21, 2019
Washington State trailed by 11 (50-39) with 13:30 to play, second half	WSU won in OT, 79-71	Jan. 4, 2020

UCLA's comebacks in 2018-19

Trailed Oregon by 19 points (47-28) with 19 minutes left, second half	UCLA won, 90-83	Feb. 23, 2019
Trailed at Oregon by 17 points (65-48) with 6:53 to go, second half	UCLA won in OT, 87-84	Jan. 10, 2019
Trailed at California by 11 points (36-25) with 19:07 left, second half	UCLA won in OT, 75-67	Feb. 13, 2019

Opponents' comebacks in 2018-19

Utah trailed UCLA by 22 points (69-47) with 12:10 remaining, second half	Utah won, 93-92	Feb. 9, 2019
Belmont trailed UCLA by 12 points (57-45) with 15:02 to play, second half	Belmont won, 74-72	Dec. 15, 2018

UCLA IN OVERTIME

The Bruins have gone 9-6 in their last 15 overtime contests. UCLA did not play any overtime contests in 2024-25, 2023-24 or 2022-23. The Bruins went 1-2 in overtime in 2021-22 and 4-3 in overtime in 2020-21. Three of the Bruins' six NCAA Tournament games in 2021 advanced into overtime (2-1, in those three NCAA Tournament contests).

HEADED TO DOUBLE OVERTIME

The Bruins lost, 87-84, in triple overtime at Arizona State on Feb. 5, 2022. That marked the Bruins' second triple overtime contest in as many seasons (UCLA downed Pepperdine, 107-98, at San Diego State in triple overtime on Nov. 27, 2020).

The list of games below includes UCLA's overtime results since the start of the 1985-86 season.

Date	Opponent	W/L	Score
02/05/22	Arizona State	L	84-87 A 3-OT
01/13/22	Oregon	L	81-84 H 1-OT
11/12/21	Villanova	W	86-77 H 1-OT
04/03/21	Gonzaga	L	90-93 N 1-OT
03/28/21	Alabama	W	88-78 N 1-OT
03/18/21	Michigan State	W	86-80 N 1-OT
03/11/21	Oregon State	L	79-83 N 1-OT
01/23/21	Stanford	L	72-73 A 1-OT
01/07/21	Arizona State	W	81-75 A 1-OT
11/27/20	Pepperdine	W	107-98 N 3-OT
02/13/20	Washington State	W	86-83 H 1-OT
01/04/20	Washington State	L	71-79 A 1-OT
02/28/19	USC	W	93-88 H 1-OT
02/13/19	California	W	75-67 A 1-OT
01/10/19	Oregon	W	87-84 A 1-OT
03/09/18	Arizona	L	67-78 N 1-OT
02/17/18	Oregon	W	86-78 H 1-OT
01/04/18	Stanford	L	99-107 A 2-OT
12/09/17	Michigan	L	69-78 A 1-OT
11/15/17	Central Arkansas	W	106-101 H 1-OT
01/01/16	Washington	L	93-96 A 2-OT
11/13/15	Monmouth	L	81-84 H 1-OT
01/08/15	Stanford	W	86-81 H 2-OT
02/27/14	Oregon	L	83-87 H 2-OT
02/27/13	Arizona State	W	79-74 H 1-OT
01/30/13	USC	L	71-75 H 1-OT
12/28/12	Missouri	W	97-94 H 1-OT
11/13/12	UC Irvine	W	80-79 H 1-OT
03/05/11	Washington State	W	58-54 A 1-OT
02/20/11	California	L	72-76 A 1-OT
01/29/11	Arizona State	W	73-72 A 1-OT
01/28/10	Oregon	L	66-71 A 1-OT
01/06/10	California	W	76-75 A 1-OT
11/16/09	Cal State Fullerton	L	65-68 H 2-OT
01/17/09	Arizona State	L	58-61 H 1-OT
03/06/08	Stanford	W	77-67 H 1-OT
03/08/07	California	L	69-76 N 1-OT
03/02/06	California	W	67-58 A 1-OT
02/03/05	Washington State	W	58-56 A 1-OT
01/06/05	Washington State	W	80-77 H 2-OT
02/25/04	USC	L	77-78 A 1-OT
02/12/04	Arizona State	L	62-74 A 1-OT
01/10/04	Washington	W	86-84 A 1-OT
12/13/03	Loyola Marymount	W	69-66 H 1-OT
03/13/03	Arizona	W	96-89 N 1-OT
02/20/03	California	W	76-75 H 1-OT
01/30/03	Oregon	L	91-96 H 1-OT
11/26/02	San Diego	L	81-86 H 1-OT
03/17/02	Cincinnati	W	105-101 N 2-OT
02/24/01	Oregon State	W	68-65 A 1-OT
02/15/01	Arizona	W	79-77 H 1-OT
11/10/00	Kentucky	W	97-92 N 1-OT
03/04/00	Stanford	W	94-93 A 1-OT
12/23/99	South Florida	W	103-98 N 1-OT
01/04/99	Arizona State	W	88-85 H 1-OT
02/18/98	USC	W	82-75 A 1-OT
03/20/97	Iowa State	W	74-73 N 1-OT
01/30/97	Oregon	L	85-87 A 1-OT
01/18/97	Arizona	W	84-78 H 1-OT
11/20/96	Tulsa	L	76-77 H 1-OT
03/07/96	Washington	W	91-88 H 1-OT
01/04/96	Washington State	W	78-73 A 1-OT
02/16/95	Arizona State	W	82-77 H 1-OT
03/21/93	Michigan	L	84-86 N 1-OT
01/18/92	Oregon State	W	87-81 H 1-OT
02/10/91	Arizona	L	94-105 H 1-OT
01/24/91	Oregon State	L	96-97 A 2-OT
02/20/88	Arizona	L	76-78 H 1-OT
12/23/87	Stanford	L	110-116 A 2-OT
01/18/87	Oregon State	W	69-67 H 1-OT
02/15/86	Arizona State	L	73-74 A 1-OT
02/06/86	Washington	W	94-89 H 1-OT
01/11/86	Washington State	W	81-80 A 2-OT

AGAINST TOP-RANKED OPPONENTS

UCLA has totaled 12 wins over top-10 teams since the start of the 2015-16 season. The Bruins have won eight of their last 19 games against “top-five” teams. The Bruins last faced a team ranked among the AP’s top 10 on Nov. 14, 2025.

The last time that UCLA ...

Faced a top-10 team:	vs. No. 5 Arizona	L, 69-65	Nov. 14, 2025
Faced a top-10 team at home:	vs. No. 9 Michigan State	W, 63-61	Feb. 4, 2025
Faced a top-10 team in a true road game:	at No. 7 Arizona	L, 76-66	Feb. 3, 2022
Defeated a top-10 team:	vs. No. 9 Michigan State	W, 63-61	Feb. 4, 2025
Defeated a top-10 team in a true road game:	at No. 4 Arizona	W, 77-72	Feb. 25, 2017
Faced a top-10 non-conference team:	vs. No. 5 Arizona	L, 69-65	Nov. 14, 2025
Faced a top-10 non-conference team at home:	vs. No. 4 Villanova	W, 86-77	Nov. 12, 2021
Defeated a top-10 non-conference team:	vs. No. 4 Villanova	W, 86-77	Nov. 12, 2021
Defeated a top-10 non-conference team at home:	vs. No. 4 Villanova	W, 86-77	Nov. 12, 2021
Defeated a top-10 non-conference team (road/neutral):	vs. No. 4 Michigan	W, 51-49	March 30, 2021

AGAINST NUMBER ONE

Since the start of the 2015-16 season, UCLA has gone 2-5 against the No. 1-ranked team (ranked in that week’s AP poll). Most recently, UCLA lost in a neutral-site contest to No. 1 Gonzaga, 83-63 (in Las Vegas, on Nov. 23, 2021). The Bruins last defeated the No. 1-ranked team (Kentucky) on Dec. 3, 2016, in their first trip to UK’s Rupp Arena. Other recent meetings against the nation’s No. 1-ranked team have occurred in April 2021 (vs. Gonzaga), Dec. 2015 (vs. Kentucky), Dec. 2014 (vs. Kentucky), and March 2014 (vs. Florida). UCLA has gone 12-24 all-time against the AP’s No. 1-ranked team.

The Last Time ...	Date	Result	Score	Opponent	Venue
Played No. 1 team	11/23/2021	L	83-63	Gonzaga	T-Mobile Arena
Defeated No. 1 team	12/03/2016	W	97-92	Kentucky	Rupp Arena
Defeated No. 1 team at home	12/03/2015	W	87-77	Kentucky	Pauley Pavilion
Defeated No. 1 team on road	12/03/2016	W	97-92	Kentucky	Rupp Arena

UCLA VERSUS AP RANKED TEAMS

Year	Record vs. Ranked Team	Games
2016-17	4-4	8
2017-18	2-2	4
2018-19	0-3	3
2019-20	3-2	5
2020-21	3-2	5
2021-22	5-4	9
2022-23	3-5	8
2023-24	0-5	5
2024-25	4-4	8
2025-26	0-1	1

Under Coach Cronin (2019-20 through 2025-26): 18-23

- Kentucky was ranked No. 1 in the AP and USA Today Coaches polls when UCLA faced them in Dec. 2014, Dec. 2015 and Dec. 2016. UCLA’s win at Rupp Arena on Dec. 3, 2016 marked the Bruins’ first victory on the road at a No. 1-ranked team since Feb. 3, 2001 (when UCLA knocked off Stanford, 79-73). UCLA had not played a road game at the nation’s No. 1-ranked team since Feb. 13, 2003.
- UCLA’s win at Kentucky on Dec. 3, 2016, was the Bruins’ first victory in a true road game at the nation’s No. 1 team since Feb. 3, 2001, when UCLA beat Stanford, 79-73, in Maples Pavilion. Since the start of the 1999-2000 season, UCLA has gone 6-9 against the country’s No. 1-ranked team.

UCLA versus Ranked Teams (since 2001-02, AP Poll)

Date	Team	Venue	W/L	Score	Opp. UCLA
11/14/25	Arizona	N	L	65-69	5 15
03/22/25	Tennessee	N	L	58-67	6 –
03/14/25	Wisconsin	N	L	70-86	18 –
02/28/25	Purdue	A	L	66-76	20 –
02/04/25	Michigan State	H	W	63-61	9 –
01/30/25	Oregon	H	W	78-52	16 –
01/07/25	Michigan	H	L	75-94	24 22
12/28/24	Gonzaga	N	W	65-62	14 22
12/08/24	Oregon	A	W	73-71	12 –
03/07/24	Arizona	H	L	65-88	5 –
03/02/24	Washington State	A	L	65-77	19 –
01/20/24	Arizona	A	L	71-77	12 –
11/22/23	Gonzaga	N	L	65-69	11 –
11/20/23	Marquette	N	L	69-71	4 –
03/23/23	Gonzaga	N	L	76-79	9 7
03/11/23	Arizona	N	L	59-61	8 2
03/04/23	Arizona	H	W	82-73	8 4
01/21/23	Arizona	A	L	52-58	11 5
12/17/22	Kentucky	N	W	63-53	13 16
12/14/22	Maryland	A	W	87-60	20 16
11/20/22	Baylor	N	L	75-80	5 8
11/18/22	Illinois	N	L	70-79	19 8
03/19/22	Saint Mary’s	N	W	72-56	18 11
03/12/22	Arizona	N	L	76-84	2 13
03/11/22	USC	N	W	69-59	21 13
03/05/22	USC	H	W	75-68	16 17
02/12/22	USC	A	L	64-67	21 12
02/03/22	Arizona	A	L	66-76	7 3
01/25/22	Arizona	H	W	75-59	3 7
11/23/21	Gonzaga	N	L	63-83	1 2
11/12/21	Villanova	H	W (OT)	86-77	4 2
04/03/21	Gonzaga	N	L (OT)	90-93	1 –
03/30/21	Michigan	N	W	51-49	4 –
03/28/21	Alabama	N	W (OT)	88-78	5 –
03/20/21	BYU	N	W	73-62	23 –
12/19/20	Ohio State	N	L	70-77	20 –
02/22/20	Colorado	A	W	70-63	18 –
02/08/20	Arizona	A	W	65-52	23 –
01/30/20	Colorado	H	W	72-68	20 –
01/26/20	Oregon	A	L	75-96	12 –
11/27/19	Michigan State	N	L	62-75	3 –
12/22/18	Ohio State	N	L	66-80	15 –
11/23/18	North Carolina	N	L	78-94	7 17
11/22/18	Michigan State	N	L	67-87	11 17
03/09/18	Arizona	N	L (OT)	67-78	15 –
02/08/18	Arizona	A	W	82-74	13 –
12/23/17	Kentucky	N	W	83-75	7 –
12/16/17	Cincinnati	H	L	63-77	25 –
03/24/17	Kentucky	N	L	75-86	5 8
03/19/17	Cincinnati	N	W	79-67	18 8
03/10/17	Arizona	N	L	75-86	7 3
02/25/17	Arizona	A	W	77-72	4 5
02/09/17	Oregon	H	W	82-79	5 10
01/21/17	Arizona	H	L	85-96	14 3

Date	Team	Venue	W/L	Score	Opp. UCLA
12/28/16	Oregon	A	L	87-89	21 2
12/03/16	Kentucky	A	W	97-92	1 11
03/02/16	Oregon	H	L	68-76	9 –
02/12/16	Arizona	A	L	75-81	17 –
01/07/16	Arizona	H	W	87-84	7 –
12/19/15	North Carolina	N	L	76-89	11 22
12/12/15	Gonzaga	A	W	71-66	20 –
12/03/15	Kentucky	H	W	87-77	1 –
11/24/15	Kansas	N	L	73-92	5 –
03/27/15	Gonzaga	N	L	62-74	7 –
03/19/15	SMU	N	W	60-59	20 –
03/13/15	Arizona	N	L	64-70	5 –
02/21/15	Arizona	A	L	47-57	7 –
01/29/15	Utah	H	W	69-59	11 –
01/04/15	Utah	A	L	39-71	10 –
12/20/14	Kentucky	N	L	44-83	1 –
12/13/14	Gonzaga	H	L	74-87	9 –
11/27/14	North Carolina	N	L	56-78	5 22
03/27/14	Florida	N	L	68-79	1 20
03/15/14	Arizona	N	W	75-71	4 –
01/16/14	Colorado	A	W	69-56	21 25
01/09/14	Arizona	H	L	75-79	1 –
12/19/13	Duke	N	L	63-80	8 –
03/15/13	Arizona	N	W	66-64	18 24
03/02/13	Arizona	H	W	74-69	11 –
01/24/13	Arizona	A	W	84-73	6 –
01/19/13	Oregon	H	L	67-76	21 24
12/28/12	Missouri	H	W (OT)	97-94	7 –
12/01/12	San Diego State	N	L	69-78	23 24
11/23/11	Michigan	N	L	63-79	15 –
11/22/11	Kansas	N	L	56-72	14 –
03/19/11	Florida	N	L	65-73	15 –
02/26/11	Arizona	H	W	71-49	10 –
12/18/10	BYU	N	W	86-79	16 –
12/02/10	Kansas	A	L	76-77	4 –
11/24/10	Villanova	N	L	70-82	7 –
12/06/09	Kansas	H	L	61-73	1 –
11/27/09	Butler	N	L	67-69	12 –
03/21/09	Villanova	N	L	69-89	11 18
02/19/09	Washington	H	W	85-76	22 20
02/12/09	Arizona State	A	L	67-74	18 11
01/17/09	Arizona State	H	L (OT)	58-61	16 9
12/04/08	Texas	A	L	64-68	8 12
04/05/08	Memphis	N	L	63-78	2 3
03/29/08	Xavier	N	W	76-57	12 3
03/15/08	Stanford	N	W	67-64	11 3
03/06/08	Stanford	H	W (OT)	77-67	7 3
02/07/08	Washington State	A	W	67-59	17 5
01/12/08	Washington State	H	W	81-74	4 5
01/03/08	Stanford	A	W	76-67	20 5
12/02/07	Texas	H	L	61-63	8 2
11/20/07	Michigan State	N	W	68-63	10 2
03/31/07	Florida	N	L	66-76	3 7
03/24/07	Kansas	N	W	68-55	2 7

Date	Team	Venue	W/L	Score	Opp. UCLA
03/22/07	Pittsburgh	N	W	64-55	10 7
03/01/07	Washington State	A	W	53-45	13 2
02/17/07	Arizona	A	W	81-66	19 5
02/07/07	USC	H	W	70-65	19 2
02/01/07	Oregon	H	W	69-57	9 5
01/20/07	Arizona	H	W	73-69	11 3
01/06/07	Oregon	A	L	66-68	16 1
12/31/06	Washington	H	W	96-74	13 1
12/09/06	Texas A&M	N	W	65-62	6 1
11/22/06	Georgia Tech	N	W	88-73	19 5
11/21/06	Kentucky	N	W	73-68	20 5
04/03/06	Florida	N	L	57-73	10 7
04/01/06	LSU	N	W	59-45	19 7
03/25/06	Memphis	N	W	50-45	4 7
03/23/06	Gonzaga	N	W	73-71	5 7
02/11/06	Washington	A	L	67-70	21 13
01/21/06	West Virginia	H	L	56-60	12 18
01/14/06	Washington	H	L	65-69	13 11
01/05/06	Arizona	A	W	85-79	21 17
12/10/05	Nevada	N	W	67-56	17 16
11/23/05	Memphis	N	L	80-88	11 16
03/17/05	Texas Tech	N	L	66-78	24 –
02/15/05	Arizona	H	L	73-83	12 –
02/05/05	Washington	A	L	70-82	13 –
01/15/05	Arizona	A	L	73-76	17 –
01/08/05	Washington	H	W	95-86	12 –
12/21/04	Michigan State	A	L	64-76	23 –
02/21/04	Stanford	H	L	60-73	1 –
02/14/04	Arizona	A	L	83-107	16 –
01/22/04	Stanford	A	L	52-67	2 –
01/17/04	Arizona	H	L	72-97	7 –
12/06/03	Kentucky	N	L	50-52	9 –
03/13/03	Arizona	N	L (OT)	89-96	1 –
02/22/03	Stanford	H	L	84-93	21 –
02/20/03	California	H	W (OT)	76-75	18 –
02/13/03	Arizona	A	L	70-106	1 –
01/30/03	Oregon	H	L (OT)	91-96	22 –
01/25/03	California	A	L	69-80	25 –
01/18/03	Arizona	H	L	52-87	2 –
12/21/02	Kansas	A	L	70-87	19 –
11/30/02	Duke	N	L	73-84	4 –
03/17/02	Cincinnati	N	W (2OT)	105-101	5 –
03/07/02	California	N	L	61-67	25 –
03/02/02	Oregon	H	L	62-65	13 –
02/23/02	Stanford	A	W	95-92	10 25
02/14/02	Arizona	H	W	77-76	9 20
02/06/02	USC	H	W	67-65	25 15
01/24/02	Stanford	H	L	76-86	17 13
01/19/02	Arizona	A	L	86-96	15 9
01/12/02	Kansas	H	W	87-77	1 11
12/29/01	Georgetown	H	W	98-91	20 15
12/08/01	Alabama	N	W	79-57	16 20

THE LAST TIME AGAINST WASHINGTON (2024-25, TWO GAMES)

In Pauley Pavilion

The Bruins earned their first-ever Big Ten victory last December with a 69-58 win over Washington (Dec. 3, 2024) inside Pauley Pavilion presented by Wescom Financial.

UCLA registered its sixth straight win of the season behind double-digit scoring totals from Tyler Bilodeau (16 points), Sebastian Mack (16 points), and Dylan Andrews (12 points).

Bilodeau finished just one rebound shy of a double-double, recording 16 points and nine rebounds. He registered an efficient outing in UCLA's home win over Washington by hitting six of his eight shot attempts from the floor.

Providing a spark off the bench, Mack matched Bilodeau's 16-point output, with 12 of his points coming in the second half. Mack was 7-for-12 at the free throw line, drawing eight personal fouls from Washington.

"I told the guys, we won because we only had eight turnovers and we took care of the ball," Bruins' head coach Mick Cronin said after the game. "We had 16 assists, and that's with missing a bunch of shots that were extremely makeable. Our passing, our team play, our execution was good. We rebounded it as hard as we could. The first half, that's why we were winning. When you take care of the ball, play defense, and get second shots, it puts pressure on the other team. Eventually, the ball goes in."

Andrews had a strong second half, shooting 4-for-5 while netting a pair of 3-pointers in the last 20 minutes. He totaled 10 of his 12 points after halftime.

Coming into the contest with the nation's best scoring defense, the Bruins held the Huskies to just 18.8 percent from 3-point range and 38.8 percent overall. UCLA took the lead with 12:50 to play in the first half and did not trail for the remainder of the game.

In Alaska Airlines Arena

UCLA defeated Washington, 65-60, to sweep the regular-season series against the Huskies in a Big Ten game at Alaska Airlines Arena on Jan. 24, 2025.

Four players scored in double figures to help the Bruins (14-6) to their third straight victory. For the second game in a row, Aday Mara was one of UCLA's top contributors. He finished the game in Seattle with 12 points, seven rebounds and five blocks. Dylan Andrews (nine points, three assists) nailed a crucial 3-pointer with 17 seconds to play, helping to seal the Bruins' victory.

"We had a different play drawn up to iso him, but they denied it, and he did a great job of creating," Bruins' head coach Mick Cronin said after the game about Andrews' 3-point shot. "I just tried to calm him down throughout the game and tell him to get his feet set. Sebastian also made a couple of big threes."

Sky Clark made three 3-pointers and was 3-of-4 from the free throw line, matching Mara with 12 points. Kobe Johnson had 11 points and a team-best nine rebounds.

Mara's biggest shots of the night came in the final minutes of the second half after the Huskies (10-10) cut the Bruins' 11-point lead down to just four, at 56-52, with 2:28 remaining. Mara twice posted up in the low post and hit both shots, the latter giving UCLA a five-point cushion with 1:11 remaining. After a layup by Washington's Vazoumana Diallo, Andrews hit a step-back 3-pointer with the help of a screen from Johnson to seal the win with 17 seconds remaining.

In total, UCLA shot 41.1 percent from the field (23-of-56 FG) and hit 9-of-17 3-pointers compared to Washington who hit all five of its 22 3-point attempts in the second half.

Mack hit his only two shots of the game on back-to-back threes, midway through the second half at 11:18. Those buckets helped UCLA's lead swell to 11 points (at 53-42). UCLA went scoreless from the field for the next six minutes, allowing Washington to make its comeback.

UCLA 69, Washington 58
Dec. 3, 2024 – Pauley Pavilion – Los Angeles, Calif.

WASHINGTON 58										
NAME	FG	3FG	FT	R	PF	TP	A	MIN		
Great Osobor	4-11	0-0	6-11	9	3	14	4	37		
Wilhelm Breidenbach	3-3	1-1	2-4	4	4	9	0	25		
Tyree Ihenacho	2-3	0-1	0-0	3	1	4	0	22		
Tyler Harris	3-9	0-4	6-6	11	3	12	1	33		
Zoom Diallo	3-9	0-0	2-2	7	2	8	3	29		
Mekhi Mason	2-5	1-4	1-1	1	2	6	2	14		
KC Ibekwe	0-1	0-0	0-0	0	0	0	0	4		
DJ Davis	1-5	0-3	0-0	0	2	2	2	20		
Luis Kortright	0-2	0-2	0-0	1	0	0	0	5		
Christian King	1-1	1-1	0-0	2	2	3	0	11		
TOTALS	19-49	3-16	17-24	40	19	58	12	200		

UCLA 69										
NAME	FG	3FG	FT	R	PF	TP	A	MIN		
Eric Dailey Jr.	3-7	0-1	0-0	4	2	6	4	26		
Tyler Bilodeau	6-8	1-1	3-4	9	3	16	2	30		
Kobe Johnson	1-7	1-5	0-1	3	3	3	2	25		
Dylan Andrews	5-12	2-4	0-1	1	0	12	2	29		
Sky Clark	2-7	2-5	0-0	2	4	6	1	22		
Aday Mara	2-2	0-0	0-0	5	2	4	0	14		
Sebastian Mack	4-12	1-3	7-12	5	1	16	3	26		
Lazar Stefanovic	2-5	1-2	0-0	3	0	5	0	18		
William Kyle III	0-0	0-0	1-4	1	1	1	2	8		
Trent Perry	0-0	0-0	0-0	0	1	0	0	2		
TOTALS	25-60	8-21	11-22	35	17	69	16	200		

Halftime Score – UCLA 29, Washington 24. Team Rebounds – UCLA 2, Washington 2. Turnovers – Washington 12, UCLA 8. Technicals – None. Attendance: 6,089. Officials – Paul Szelc, Keith Kimble, Scott Brown.

UCLA 65, Washington 60
Jan. 24, 2025 – Alaska Airlines Arena – Seattle, Wash.

UCLA 65										
NAME	FG	3FG	FT	R	PF	TP	A	MIN		
Eric Dailey Jr.	5-11	1-2	0-0	5	0	11	1	31		
Tyler Bilodeau	0-2	0-0	0-0	0	1	0	0	3		
Kobe Johnson	3-7	2-3	3-4	9	2	11	2	38		
Dylan Andrews	4-13	1-3	0-0	3	3	9	3	30		
Sky Clark	3-6	3-5	3-4	6	0	12	3	34		
Aday Mara	5-10	0-0	2-4	7	3	12	0	30		
Sebastian Mack	2-4	2-2	0-0	0	3	6	0	11		
Lazar Stefanovic	1-2	0-1	0-0	0	0	2	1	8		
William Kyle III	0-0	0-0	0-0	0	2	0	0	7		
Trent Perry	0-1	0-1	2-2	1	0	2	0	8		
TOTALS	23-56	9-17	10-14	34	14	65	10	200		

WASHINGTON 60										
NAME	FG	3FG	FT	R	PF	TP	A	MIN		
Great Osobor	6-12	0-2	7-9	9	1	19	0	36		
Wilhelm Breidenbach	0-2	0-1	0-0	0	2	0	0	11		
DJ Davis	2-9	2-9	0-0	1	3	6	2	32		
Tyler Harris	3-5	0-	0-0	6	2	6	0	30		
Zoom Diallo	3-8	0-1	2-2	4	0	8	2	20		
Franck Kepnang	3-6	0-0	1-2	8	2	7	0	21		
Tyree Ihenacho	3-4	1-2	1-2	1	2	8	1	21		
Luis Kortright	0-4	0-2	0-0	2	2	0	1	16		
Mekhi Mason	2-3	2-3	0-0	2	2	6	2	14		
TOTALS	22-53	5-22	11-15	35	16	60	8	200		

Halftime Score – UCLA 36, Washington 32. Team Rebounds – UCLA 3, Washington 2. Turnovers – Washington 14, UCLA 11. Technicals – None. Attendance: 7,709. Officials – Earl Walton, Mike Littlewood, Thomas Nunez.

ALL-TIME SERIES
UCLA leads Washington, 110-44

games listed below are from 1995-2025

Date	Rank	Venue	Score	W/L
01/12/95	6/-	H	75-57	W
02/09/95	6/-	A	74-66	W
01/06/96	20/-	A	78-70	W
03/07/96	17/-	H (OT)	91-88	W
01/04/97	-/-	H	79-70	W
03/06/97	-/-	A	87-85	W
01/31/98	8/-	H	105-94	W
03/01/98	18/-	A	94-95	L
01/31/99	11/-	A	83-93	L
02/27/99	15/-	H	79-62	W
01/06/00	24/-	A	62-63	L
03/11/00	-/-	H	90-64	W
01/04/01	-/-	H	86-64	W
03/10/01	13/-	A	94-96	L
12/20/01	19/-	A	79-74	W
01/04/02	14/-	H	74-62	W
01/02/03	-/-	A	77-67	W
03/08/03	-/-	H	83-72	W
01/10/04	-/-	A (OT)	86-84	W
02/07/04	-/-	H	80-75	W
01/08/05	-12	H	95-86	W
02/05/05	-13	A	70-82	L
01/14/06	11/13	H	65-69	L
02/11/06	13/21	A	67-70	L
12/31/06	1/13	H	96-74	W
03/03/07	2/-	A	51-61	L
01/10/08	5/-	H	69-55	W
02/10/08	5/-	A	61-71	L
01/24/09	13/-	A	75-86	L
02/19/09	20/22	H	85-76	W
01/21/10	-/-	H	62-61	W
02/20/10	-/-	A	68-97	L
12/31/10	-/-	H	63-74	L
03/03/11	-/-	A	63-70	L
02/02/12	-/-	A	69-71	L
03/01/12	-/-	H	75-69	W
03/09/13	-/-	A	61-54	W
03/06/14	-/-	A	91-82	W
02/25/15	-/-	H	88-66	W
01/01/16	-/-	A (20T)	93-96	L
01/28/16	-/-	H	84-86	L
02/04/17	11/-	A	107-66	W
03/01/17	3/-	H	98-66	W
12/31/17	-/-	H	74-53	W
02/02/19	-/-	A	55-69	L
01/02/20	-/-	A	66-64	W
02/15/20	-/-	H	67-57	W
01/16/21	-/-	H	81-76	W
02/13/21	-/-	A	64-61	W
02/19/22	13/-	H	76-50	W
02/28/22	17/-	A	77-66	W
01/01/23	11/-	A	74-49	W
02/02/23	9/-	H	70-61	W
01/14/24	-/-	H	73-61	W
02/29/24	-/-	A	77-94	L
12/03/24	-/-	H	69-58	W
01/24/25	-/-	A	65-60	W

Rankings listed above include UCLA (left), and Washington (right).

BY HALF SCORING TOTALS, AT A GLANCE

Coach Cronin's teams at UCLA have compiled an overall record of 143-66, now into his seventh year as the Bruins' head coach. Since Coach Cronin's first game with the Bruins, against Long Beach State (Nov. 6, 2019), UCLA has posted a 109-24 record when entering halftime with the lead. Conversely, the Bruins have gone 32-38 when trailing at the half and have posted a 2-4 record when the game has been tied at the intermission.

UCLA's totals, by half

Most first half points			
57	vs. Iowa	Pauley Pavilion	01-17-2025
55	vs. North Florida	Pauley Pavilion	11-17-2021
54	vs. Washington State	Pauley Pavilion	01-14-2021

Fewest first half points

20	at USC	Galen Center	02-06-2021
21	vs. Oregon	Pauley Pavilion	12-04-2022

Most second half points

58	vs. Prairie View A&M	Pauley Pavilion	12-17-2024
57	vs. Pepperdine	Pauley Pavilion	11-23-2022

Fewest second half points

16	vs. USC	Pauley Pavilion	01-05-2023
21	at Utah	Salt Lake City, Utah	01-11-2024
22	vs. USC	Pauley Pavilion	02-24-2024

Opposition's totals, by half

Most first half points			
48	vs. Wisconsin	Indianapolis, Ind.	03-14-2025
48	at Oregon	Eugene, Ore.	01-26-2020
47	vs. Michigan	Pauley Pavilion	01-07-2025

Fewest first half points

15	vs. California	Pauley Pavilion	02-18-2023
16	vs. Lehigh	Pauley Pavilion	11-15-2024
16	vs. Chaminade	Lahaina, Maui	11-26-2019

Most second half points

57	at Utah	Salt Lake City, Utah	01-11-2024
52	at Illinois	Champaign, Ill.	02-11-2025
52	at USC	Galen Center	01-26-2023

Fewest second half points

16	vs. Arizona State	Pauley Pavilion	03-09-2024
17	vs. Lafayette	Pauley Pavilion	11-10-2023
18	vs. Boston University	Pauley Pavilion	11-11-2024

BY HALF TOTALS, SINCE START OF 2023-24 SEASON

Date	Opponent	Result	Score	H/A/N	UCLA / OPP	UCLA / OPP	UCLA / OPP
					First Half	Second Half	Overtime
11-25-2025	vs. California	L	72-80	N	41 / 36	31 / 44	—
11-21-2025	Presbyterian	W	86-46	H	41 / 22	45 / 24	—
11-18-2025	Sacramento State	W	79-48	H	42 / 17	37 / 31	—
11-14-2025	vs. Arizona	L	65-69	N	25 / 28	40 / 41	—
11-10-2025	West Georgia	W	83-62	H	37 / 32	46 / 30	—
11-07-2025	Pepperdine	W	74-63	H	37 / 28	37 / 35	—
11-03-2025	Eastern Washington	W	80-74	H	40 / 33	40 / 41	—
03-22-2025	vs. Tennessee	L	58-67	N	25 / 32	33 / 35	—
03-20-2025	vs. Utah State	W	72-47	N	39 / 27	33 / 20	—
03-14-2025	vs. Wisconsin	L	70-86	N	29 / 48	41 / 38	—
03-08-2025	USC	W	90-63	H	39 / 27	51 / 36	—
03-03-2025	at Northwestern	W	73-69	A	34 / 35	39 / 34	—
02-28-2025	at Purdue	L	66-76	A	35 / 37	31 / 39	—
02-23-2025	Ohio State	W	69-61	W	28 / 24	41 / 37	—
02-18-2025	Minnesota	L	61-64	H	34 / 23	27 / 41	—
02-14-2025	at Indiana	W	72-68	A	35 / 25	37 / 43	—
02-11-2025	at Illinois	L	78-83	A	25 / 31	53 / 52	—
02-08-2025	Penn State	W	78-54	H	44 / 31	34 / 23	—
02-04-2025	Michigan State	W	63-61	H	35 / 28	28 / 33	—
01-30-2025	Oregon	W	78-52	H	40 / 26	38 / 26	—
01-27-2025	at USC	W	82-76	A	42 / 37	40 / 39	—
01-24-2025	at Washington	W	65-60	A	36 / 32	29 / 28	—
01-21-2025	Wisconsin	W	85-83	H	36 / 41	49 / 42	—
01-17-2025	Iowa	W	94-70	H	57 / 24	37 / 46	—
01-13-2025	at Rutgers	L	68-75	A	33 / 30	35 / 45	—
01-10-2025	at Maryland	L	61-79	A	36 / 40	25 / 39	—
01-07-2025	Michigan	L	75-94	H	37 / 47	38 / 47	—
01-04-2025	at Nebraska	L	58-66	A	24 / 24	34 / 42	—
12-28-2024	vs. Gonzaga	W	65-62	N	27 / 25	38 / 37	—
12-21-2024	vs. North Carolina	L	74-76	N	40 / 32	34 / 44	—
12-17-2024	Prairie View A&M	W	111-75	H	53 / 36	58 / 39	—
12-14-2024	vs. Arizona	W	57-54	N	30 / 28	27 / 26	—
12-08-2024	at Oregon	W	73-71	A	33 / 34	40 / 37	—
12-03-2024	Washington	W	69-58	H	29 / 24	40 / 34	—
11-26-2024	Southern Utah	W	88-43	H	43 / 20	45 / 23	—
11-22-2024	Cal State Fullerton	W	80-47	H	39 / 25	41 / 22	—
11-20-2024	Idaho State	W	84-70	H	41 / 27	43 / 43	—
11-15-2024	Lehigh	W	85-45	H	44 / 16	41 / 29	—
11-11-2024	Boston University	W	71-40	H	39 / 22	32 / 18	—
11-08-2024	vs. New Mexico	L	64-72	N	30 / 41	34 / 31	—
11-04-2024	Rider	W	85-50	H	41 / 23	44 / 27	—
03-14-2024	vs. Oregon	L	66-68	N	34 / 29	32 / 39	—
03-13-2024	vs. Oregon State	W	67-57	N	34 / 22	33 / 35	—
03-09-2024	Arizona State	W	59-47	H	27 / 31	32 / 16	—
03-07-2024	Arizona	L	65-88	H	27 / 44	38 / 44	—
03-02-2024	at Washington State	L	65-77	A	32 / 40	33 / 37	—
02-29-2024	at Washington	L	77-94	A	35 / 44	42 / 50	—
02-24-2024	USC	L	56-62	H	34 / 34	22 / 28	—
02-18-2024	Utah	L	69-70	H	36 / 34	33 / 36	—
02-15-2024	Colorado	W	64-60	H	38 / 29	26 / 31	—
02-10-2024	at California	W	61-60	A	35 / 24	26 / 36	—
02-07-2024	at Stanford	W	82-74	A	35 / 33	47 / 41	—
02-03-2024	Oregon	W	71-63	H	33 / 34	38 / 29	—
02-01-2024	Oregon State	W	71-63	H	33 / 31	38 / 32	—
01-27-2024	at USC	W	65-50	A	37 / 26	28 / 24	—
01-20-2024	at Arizona	L	71-77	A	37 / 28	34 / 49	—
01-17-2024	at Arizona State	W	68-66	A	23 / 36	45 / 30	—
01-14-2024	Washington	W	73-61	H	30 / 22	43 / 39	—
01-11-2024	at Utah	L	44-90	A	23 / 33	21 / 57	—
01-06-2024	California	L	57-66	H	23 / 32	34 / 34	—
01-03-2024	Stanford	L	53-59	H	30 / 26	23 / 33	—
12-30-2023	at Oregon	L	59-64	A	31 / 33	28 / 31	—
12-28-2023	at Oregon State	W	69-62	A	24 / 28	45 / 34	—
12-22-2023	Maryland	L	60-69	H	28 / 43	32 / 26	—
12-19-2023	CSUN	L	72-76	H	26 / 40	46 / 36	—
12-16-2023	vs. Ohio State	L	60-67	N	23 / 22	37 / 45	—
12-09-2023	at Villanova	L	56-65	A	29 / 25	27 / 40	—
11-30-2023	UC Riverside	W	66-65	H	34 / 32	32 / 33	—
11-22-2023	vs. Gonzaga	L	65-69	N	34 / 38	31 / 31	—
11-21-2023	vs. Chaminade	W	76-48	N	36 / 21	40 / 27	—
11-20-2023	vs. Marquette	L	69-71	N	35 / 30	34 / 41	—
11-15-2023	Long Island Univ.	W	78-58	H	35 / 17	43 / 41	—
11-10-2023	Lafayette	W	68-50	H	30 / 33	38 / 17	—
11-06-2023	Saint Francis	W	75-44	H	32 / 22	43 / 22	—

HEAD COACH MICK CRONIN – YEAR-BY-YEAR SUMMARY

Year	School	Record	Pct.	League	Pct.	Finish	Postseason
2003-04	Murray State	28-6	.824	14-2	.875	2nd	NCAA First Round (0-1)
2004-05	Murray State	17-11	.607	11-5	.688	t-2nd	–
2005-06	Murray State	24-7	.774	17-3	.850	1st	NCAA First Round (0-1)
2006-07	Cincinnati	11-19	.367	2-14	.125	16th	–
2007-08	Cincinnati	13-19	.406	8-10	.444	10th	CBI Tournament First Round (0-1)
2008-09	Cincinnati	18-14	.563	8-10	.444	9th	–
2009-10	Cincinnati	19-16	.543	7-11	.389	11th	NIT Second Round (1-1)
2010-11	Cincinnati	26-9	.743	11-7	.611	t-6th	NCAA Second Round (1-1)
2011-12	Cincinnati	26-11	.703	12-6	.667	t-4th	NCAA Sweet 16 (2-1)
2012-13	Cincinnati	22-12	.647	9-9	.500	t-9th	NCAA First Round (0-1)
2013-14	Cincinnati	27-7	.794	15-3	.833	t-1st	NCAA First Round (0-1)
2014-15	Cincinnati	23-11	.676	13-5	.722	t-3rd	NCAA Second Round (1-1)
2015-16	Cincinnati	22-11	.667	12-6	.667	t-3rd	NCAA First Round (0-1)
2016-17	Cincinnati	30-6	.833	16-2	.889	2nd	NCAA Second Round (1-1)
2017-18	Cincinnati	31-5	.861	16-2	.889	1st	NCAA Second Round (1-1)
2018-19	Cincinnati	28-7	.800	14-4	.778	2nd	NCAA First Round (0-1)
2019-20	UCLA	19-12	.613	12-6	.667	2nd	– (COVID-19, no NCAA Tournament)
2020-21	UCLA	22-10	.688	13-6	.684	4th	NCAA Final Four (5-1)
2021-22	UCLA	27-8	.771	15-5	.750	2nd	NCAA Sweet 16 (2-1)
2022-23	UCLA	31-6	.861	18-2	.900	1st	NCAA Sweet 16 (2-1)
2023-24	UCLA	16-17	.485	10-10	.500	5th	–
2024-25	UCLA	23-11	.676	13-7	.650	t-4th	NCAA Tournament (0-0)
2025-26	UCLA	5-2	.714	0-0	.000	–	–
3 seasons at Murray State		69-24	.742	43-10	.808	–	2 NCAA Tournaments
13 seasons at Cincinnati		296-147	.668	144-89	.616	–	9 NCAA Tournaments
7th season at UCLA		143-66	.684	81-36	.692	–	4 NCAA Tournaments
23rd season, overall		508-237	.682	268-135	.665	–	15 NCAA Tournaments

Mick Cronin’s Career Records vs. Opponents

Abilene Christian	1-0	George Washington	1-0	North Carolina Central	3-0	Temple	9-3
Akron	1-0	Georgetown	6-6	North Florida	1-0	Tennessee	0-2
Alabama	2-0	Georgetown College	1-0	Northern Kentucky	1-0	Tennessee State	5-1
Alabama State	2-0	Georgia	1-0	Northwestern	2-0	Tennessee-Martin	9-0
Albany	1-0	Georgia Southern	1-0	Northwestern State	1-0	Tennessee Tech	3-2
Arizona	7-7	Georgia State	1-0	Notre Dame	3-8	Texas	1-0
Arizona State	8-2	Gonzaga	1-5	Oakland	1-0	Texas A&M Corpus Christi	1-1
Arkansas Little Rock	1-0	Harvard	0-1	Ohio	0-1	Texas San Antonio	2-0
Arkansas Pine Bluff	5-0	High Point	1-0	Ohio State	1-5	Texas Southern	3-0
Arkansas Tech	1-0	Hofstra	0-1	Oklahoma	2-0	Toledo	2-0
Appalachian State	1-0	Houston	10-4	Oregon	7-6	Tulane	6-1
Austin Peay	4-1	Howard	1-0	Oregon State	8-1	Tulsa	8-1
Baylor	0-1	Idaho State	1-0	Penn State	2-0	UAB	1-4
Bellarmine	2-0	Illinois	0-3	Pepperdine	3-0	UC Davis	2-0
Belmont	0-1	Illinois-Chicago	1-0	Pittsburgh	4-8	UCLA	2-1
Boston University	1-0	Illinois State	0-1	Prairie View A&M	2-0	UC Riverside	1-0
Bowling Green	2-1	Indiana	1-0	Presbyterian	1-1	UC Santa Barbara	1-0
Bradley	0-1	Iowa	1-1	Providence	4-5	UMass Lowell	1-0
Brown	1-0	Iowa State	2-1	Purdue	1-1	UNC Asheville	1-0
Buffalo	1-0	Jacksonville State	6-0	Purdue Fort Wayne	1-0	UNLV	4-0
Butler	0-2	Kansas State	1-0	Radford	1-0	USC	6-7
BYU	1-1	Kennesaw State	1-0	Rhode Island	0-1	Utah	7-2
Cal State Bakersfield	2-0	Kentucky	1-1	Rice	2-0	Utah State	1-0
Cal State Fullerton	1-1	Lafayette	1-0	Richmond	1-0	Utah Valley	1-0
Cal State Northridge	0-1	Lehigh	1-0	Rider	1-0	Vanderbilt	1-0
California	7-2	Lipscomb	2-0	Robert Morris	1-0	VCU	1-1
Campbell	2-0	Long Beach State	4-0	Rutgers	9-4	Villanova	5-5
Campbellsville	1-0	Long Island University	1-0	Sacramento State	2-0	Wagner	2-0
Central Florida	10-2	Louisville	5-7	Samford	3-3	Washington	11-1
Central Michigan	1-0	Marquette	5-5	San Diego	1-0	Washington State	6-3
Chaminade	2-0	Marshall	2-1	San Diego State	1-1	Weber State	1-0
Charleston Southern	1-0	Maryland	2-2	San Jose State	1-0	West Florida	1-0
Chicago State	3-0	Maryland Eastern Shore	1-0	Savannah State	2-0	West Georgia	1-0
Cincinnati	0-1	Memphis	10-5	Seattle	1-0	West Virginia	3-5
Cleveland State	1-0	Miami (Ohio)	5-0	Seton Hall	4-3	Western Carolina	3-0
Coastal Carolina	2-0	Michigan	1-1	SIU Edwardsville	2-0	Western Illinois	1-0
Colorado	9-1	Michigan State	2-1	SMU	11-4	Western Kentucky	1-1
Connecticut	15-11	Middle Tennessee	2-0	South Carolina State	1-0	Western Michigan	1-0
Coppin State	1-0	Milwaukee	1-0	South Carolina Upstate	2-0	Wichita State	4-1
Creighton	0-1	Minnesota	0-1	South Dakota	1-0	Winthrop	1-0
Dayton	1-1	Mississippi	1-1	South Florida	14-4	Wisconsin	1-1
Delaware State	2-0	Mississippi State	2-1	Southeast Missouri	5-2	Wright State	3-0
Denver	2-0	Mississippi Valley State	1-0	Southeastern Louisiana	1-0	Wofford	0-1
DePaul	6-3	Missouri	1-1	Southern Illinois	1-2	Wyoming	1-0
East Carolina	5-2	Morehead State	8-0	Southern Mississippi	1-0	Xavier	5-8
Eastern Illinois	6-1	Morgan State	1-0	Southern Utah	2-0		
Eastern Kentucky	6-1	Mount St. Mary's	1-0	St. Francis (Pa.)	3-0		
Eastern Washington	1-0	N.C. State	3-1	St. Joseph's	0-1		
Fairfield	1-0	Nebraska	2-1	St. John's	5-6		
Fairleigh Dickinson	1-0	Nevada	0-2	St. Mary's	1-1		
Florida	0-1	New Mexico	0-3	Stanford	5-3		
Florida A&M	1-0	Norfolk State	2-0	Stony Brook	1-0		
Florida State	1-1	North Carolina	0-4	Syracuse	2-6		
George Mason	1-0	North Carolina A&T	1-0	TCU	1-0		

MICK CRONIN
The Michael Price Family UCLA
Men's Head Basketball Coach



Record at UCLA
143-66 (Seventh season)
Overall Record
508-237 (23rd season)

Mick Cronin has served as the UCLA head coach for the past six seasons, having been named the 14th head coach in the history of the men's basketball program on April 9, 2019. Cronin arrived in Westwood after spending the previous 13 seasons as head coach at his alma mater, the University of Cincinnati. He served as the head coach at Murray State for three seasons, prior to taking the head coaching position at Cincinnati.

Cronin has led his teams to the NCAA Tournament 15 times, including four trips to the tournament in six years at UCLA. He made his first-ever trip to the Final Four in 2021, with UCLA, as the Bruins defeated No. 1-seed Michigan, 51-49, on March 30, 2021, advancing to the NCAA Final Four in Indianapolis. In addition to the 2021 tournament, Cronin guided the Bruins to Sweet 16 appearances in 2022 and 2023.

Cronin was named the Pac-12 Coach of the Year in 2020 and 2023, marking the third conference in which he has secured “Coach of the Year” acclaim. He was named the American Athletic Conference’s Coach of the Year (AAC) in 2014, while at Cincinnati. In addition, he was named the Ohio Valley Conference Coach of the Year (OVC) in 2006, his third and final season at that program. In addition, Cronin was honored as the Sporting News National Coach of the Year in 2018, having led Cincinnati to a 31-5 overall record that season.

Cronin reached career victory No. 500 on Feb. 23, 2025, and is the youngest head coach at the NCAA Division I level with at least 500 career wins (Cronin is 54 years old and turns 55 next summer). In 2022-23, he guided UCLA to its first Pac-12 regular-season title since 2013, as the Bruins went 18-2 in conference play.

In 2020-21, Cronin guided the Bruins to a 22-10 overall record. UCLA won five consecutive games over a 13-day span during the NCAA Tournament, advancing to the NCAA Final Four for the first time since 2008. UCLA had entered the NCAA Tournament in 2021 as a “First Four” team, becoming the second team ever to advance from the First Four to the Final Four. The NCAA Tournament began using a 68-team field (with the First Four) in 2011.

Before he became UCLA's head coach, Cronin led Cincinnati to consecutive NCAA Tournaments the previous nine years. He guided Cincinnati to a pair of back-to-back 30-plus win seasons in 2017 and 2018, and coached the Bearcats to the American Athletic Conference (AAC) Tournament title in 2018 and 2019.

PRIOR TO BECOMING A HEAD COACH
Cronin became a head coach at Murray State (Murray, Kentucky) at the age of 32, prior to the 2003-04 school year. The son of longtime high school coach Hep Cronin, Mick Cronin served as an assistant varsity coach and head junior varsity coach at Woodward High School while he was completing his undergraduate studies at Cincinnati. He served as the video coordinator and later as an assistant coach for head coach Bob Huggins at Cincinnati (assistant coach from 1997 through 2001). He joined the coaching staff at Louisville prior to the 2001-02 school year, serving as the program's associate head coach for Rick Pitino. After two seasons on the staff at Louisville, Cronin became the head coach at Murray State. In three seasons at Murray State, Cronin led the Racers to a pair of NCAA Tournament appearances and a combined record of 69-24. Cronin compiled a 42-10 record in the Ohio Valley Conference during his three seasons at Murray State.

ABOUT UCLA's COACHING STAFF



DARREN SAVINO
Associate Head Coach, 7th season
Alma Mater: Jersey City College '16

- Has worked for the past six seasons as UCLA's associate head coach ... prior to coaching with the Bruins, he served as an assistant coach at Cincinnati, working alongside head coach Mick Cronin ... helped guide Cincinnati to a record of 235-79 through nine seasons.
- Has helped the Bruins compile a 138-64 overall record in six seasons (2019-20 through 2024-25) ... UCLA advanced to the NCAA Final Four in 2021, recording five consecutive victories over a 13-day span.
- Coached Cincinnati's program to nine consecutive NCAA Tournament appearances from 2011 through 2019 ... in his final season with the Bearcats, Cincinnati went 28-7 and won the American Athletic Conference Tournament title ... Coach Savino was elevated to the role of associate head coach at Cincinnati in April 2018.
- Through the final three seasons at Cincinnati, helped the Bearcats' program to an 89-18 record, including consecutive American Athletic Conference Tournament championships in 2018 and 2019.



ROD PALMER
Assistant Coach, 7th season
Alma Mater: UC Irvine '90

- Has served as an assistant coach at UCLA for six seasons ... has coached in the Southern California region for 32 years ... prior to joining UCLA, he was an assistant coach at San Diego State in 2018-19 and for the previous 11 seasons at Long Beach State.
- Helped UCLA compile a 138-64 record through six seasons (2019-20 through 2024-25) ... the Bruins advanced to the NCAA Final Four in 2021, recording five consecutive wins over a 13-day span.
- Served as an assistant coach at Long Beach State for 11 seasons (from 2007-08 through 2017-18) ... helped Long Beach State advance to the NCAA Tournament in 2012 and guided the program to Big West Conference crowns in 2011, 2012 and 2013.
- Prior to his time at Long Beach State, spent 14 seasons as a high school coach in Los Angeles ... was the head coach at Centennial High School (Compton) from 2000-07 and at Compton High School from 1993-00 ... his teams at Centennial won the CIF Division III Southern Regional title in 2002 and 2004, while his 2006 squad captured the CIF Division III-A Championship.



NATE GEORGETON
Assistant Coach, 3rd season
Alma Mater: Cincinnati '19

- Has worked for six seasons on the Bruins' coaching staff, including two years as an assistant coach ... previously, he served as the team's video coordinator and as the director of student-athlete development.
- Has played a major role in the Bruins' recruiting efforts, managing recruiting databases, schedules and visits ... was initially hired as UCLA's video coordinator in the summer of 2019.
- Over the previous six seasons at UCLA, helped the Bruins' proram post a record of 138-64 ... UCLA went 31-6 in 2022-23 and 18-2 in Pac-12 play to capture the program's first conference championship since 2013.
- Graduated from the University of Cincinnati in 2019 ... spent his first two years of college at Northwood University (Division II) in Michigan ... earned his degree from Cincinnati in interdisciplinary studies with a focus in sports administration and business.



NEMANJA "YOGI" JOVANOVIC
Assistant Coach, 3rd season
Alma Mater: University of Belgrade '09

- Joined the Bruins' coaching staff in the summer of 2023 ... serves as an assistant coach and as UCLA's director of international recruiting ... primarily goes by the name "Yogi."
- Spent the previous nine seasons working at three universities in the United States — SMU (2015-22), DePaul (2022-23) and UT Arlington (2023-24) ... also has brought extensive international experience to Westwood.
- In his seven seasons at SMU (2015-22), served as the Director of Player Development for four years and was also the program's Director of Video Services for one season ... helped SMU to win the American Athletic Conference regular-season title in 2017 and the AAC Tournament championship in 2017 ... SMU's team advanced to the NCAA Tournament in 2017.
- Began his coaching career in Europe in 2002 with BC Zeleznicar Lajkovac in his native country of Serbia ... worked as an assistant coach for one of the top European teams in Red Star Belgrade ... also had stints coaching in Sweden, Denmark and Spain.



DAVID SINGLETON
Assistant Coach, 1st season
Alma Mater: UCLA '23

- Joined the Bruins' coaching staff in the summer of 2025 ... has assisted the team in a variety of areas as an assistant coach, most notably in a player development role.
- Spent the previous two seasons playing in the NBA's G League for the College Park Skyhawks, an affiliate of the Atlanta Hawks ... was undrafted in 2023 after five seasons on UCLA's team.
- Excelled at Bishop Montgomery High School before enrolling at UCLA in 2018 ... concluded his collegiate career as UCLA's all-time leader in games played (164) ... averaged 5.7 points and 1.8 rebounds per game ... finished his career ranking No. 5 on the Bruins' career 3-point percentage list (43.4%) and No. 9 on the Pac-12's career 3-point percentage record.

MISCELLANEOUS STATS

CAREER TOTALS (in order by most games played)				
PLAYER	GP	PTS	REB	AST
Donovan Dent ^	110	1466	254	533
Tyler Bilodeau ^	102	1203	477	110
Skyk Clark ^	83	839	251	216
Steven Jamerson II ^	79	580	511	64
Eric Dailey Jr. ^	72	751	319	107
Anthony Peoples Jr. ^	71	365	207	26
Jamar Brown ^	69	1041	450	88
Xavier Booker ^	67	329	157	26
Brandon Williams	39	122	87	23
Trent Perry	39	195	71	42
Jack Seidler	9	4	4	0
Eric Freeny	5	8	4	1
Evan Manjikian	2	3	1	0
Christian Horry	2	0	0	0

PLAYER	GAMES PLAYED		STARTS	
	25-26	CAREER	25-26	CAREER
Tyler Bilodeau ^	5	102	4	82
Xavier Booker ^	7	67	6	11
Jamar Brown ^	7	69	2	63
Skyk Clark ^	7	83	6	80
Eric Dailey Jr. ^	6	80	6	55
Donovan Dent ^	6	110	5	77
Eric Freeny	5	5	0	0
Steven Jamerson II ^	7	78	1	62
Evan Manjikian	0	2	0	0
Trent Perry	7	39	2	2
Jack Seidler	2	9	0	0
Brandon Williams	7	39	3	17
Christian Horry	2	0	0	0

PLAYER	DOUBLE-FIGURE POINTS		DOUBLE-FIGURE REBOUNDS	
	25-26	CAREER	25-26	CAREER
Tyler Bilodeau ^	3	63	0	5
Xavier Booker ^	4	11	0	0
Jamar Brown ^	2	52	0	15
Skyk Clark ^	3	40	0	0
Eric Dailey Jr. ^	5	38	1	4
Donovan Dent ^	4	71	0	0
Steven Jamerson II ^	0	24	0	19
Anthony Peoples Jr. ^	0	15	0	2
Trent Perry	4	7	0	0
Brandon Williams	1	3	0	0

DOUBLE-DOUBLES		
PLAYER	2025-26	CAREER
Tyler Bilodeau ^	0	4
Jamar Brown ^	0	14
Eric Dailey Jr. ^	1	4
Donovan Dent ^	0	7
Steven Jamerson II ^	0	10
Anthony Peoples Jr. ^	0	1

* Dent's double-doubles, points and assists

30+ POINTS		
PLAYER	2025-26	CAREER
Skyk Clark ^	0	1
Donovan Dent ^	0	5


20+ POINTS		
PLAYER	2025-26	CAREER
Tyler Bilodeau ^	1	11
Jamar Brown ^	0	17
Skyk Clark ^	1	7
Eric Dailey Jr. ^	0	5
Donovan Dent ^	1	28
Steven Jamerson II ^	0	5

10+ REBOUNDS		
PLAYER	2025-26	CAREER
Tyler Bilodeau ^	0	5
Jamar Brown ^	0	15
Eric Dailey Jr. ^	1	4
Steven Jamerson II ^	0	19
Anthony Peoples Jr. ^	0	2

10+ ASSISTS		
PLAYER	2025-26	CAREER
Donovan Dent ^	0	7

^ includes statistics from seasons prior to UCLA (transfer)

UCLA's RADIO/TV ROSTER



0

TRENT PERRY

SO, G – 6-4, 190

PPG: 11.0 RPG: 2.6 APG: 2.9
GP/GS: 7/2



1

XAVIER BOOKER

JR, F/C – 6-11, 245

PPG: 10.6 RPG: 5.4 APG: 1.7
GP/GS: 7/6



2

DONOVAN DENT

SR, G – 6-2, 185

PPG: 11.0 RPG: 2.5 APG: 6.7
GP/GS: 6/5



3

ERIC DAILEY JR.

JR, G/F – 6-8, 230

PPG: 12.7 RPG: 5.5 APG: 2.2
GP/GS: 6/6



4

JAMAR BROWN

5th SR, G – 6-5, 200

PPG: 7.0 RPG: 4.7 APG: 0.9
GP/GS: 7/2



5

BRANDON WILLIAMS

R-SO, G/F – 6-7, 230

PPG: 3.1 RPG: 2.4 APG: 0.9
GP/GS: 7/3




7

CHRISTIAN HORRY

R-FR, G – 6-2, 180

PPG: 0.0 RPG: 0.0 APG: 0.0
GP/GS: 2/0



8

ERIC FREENY

R-FR, G – 6-4, 215

PPG: 1.6 RPG: 0.8 APG: 0.2
GP/GS: 4/0



10

MARKELL ALSTON

FR, G – 6-1, 185

PPG: – RPG: – APG: –
GP/GS: 0/0



21

EVAN MANJIKIAN

R-JR, F – 6-8, 235

PPG: – RPG: – APG: –
GP/GS: 0/0




23

ANTHONY PEOPLES JR.

R-SR, F/C – 6-9, 230

PPG: 0.0 RPG: 0.5 APG: 0.0
GP/GS: 2/0




24

STEVEN JAMERSON II

R-SR, F/C – 6-10, 230

PPG: 2.1 RPG: 2.6 APG: 0.9
GP/GS: 7/1




30

JACK SEIDLER

R-JR, G – 6-4, 215

PPG: 1.0 RPG: 1.5 APG: 0.0
GP/GS: 2/0



34

TYLER BILODEAU

SR, F – 6-9, 235

PPG: 14.8 RPG: 4.0 APG: 1.0
GP/GS: 5/4



55

SKYY CLARK

SR, G – 6-3, 210

PPG: 10.9 RPG: 2.7 APG: 1.6
GP/GS: 7/6



MICK CRONIN

THE MICHAEL PRICE FAMILY UCLA
MEN'S HEAD BASKETBALL COACH
7th Season



DARREN SAVINO

ASSOCIATE HEAD COACH
7th Season



ROD PALMER

ASSISTANT COACH
7th Season



NATE GEORGETON

ASSISTANT COACH
3rd Season



YOGI JOVANOVIC

ASSISTANT COACH
3rd Season



DAVID SINGLETON

ASSISTANT COACH
1st Season

FINAL 2024-25 BIG TEN STANDINGS					
Team	Big Ten	Pct.	GB	Overall	Pct.
Michigan State	17-3	.850	—	30-7	.811
Maryland	14-6	.700	3.0	27-9	.750
Michigan	14-6	.700	3.0	27-10	.730
UCLA	13-7	.650	4.0	23-11	.676
Wisconsin	13-7	.650	4.0	27-10	.730
Purdue	13-7	.650	4.0	24-12	.667
Illinois	12-8	.600	5.0	22-13	.629
Oregon	12-8	.600	5.0	25-10	.714
Indiana	10-10	.500	7.0	19-13	.594
Ohio State	9-11	.450	8.0	17-15	.531
Rutgers	8-12	.400	9.0	15-17	.469
Minnesota	7-13	.350	10.0	15-17	.469
Northwestern	7-13	.350	10.0	17-16	.515
USC	7-13	.350	10.0	17-18	.486
Iowa	7-13	.350	10.0	17-16	.515
Nebraska	7-13	.350	10.0	21-14	.600
Penn State	6-14	.300	11.0	16-15	.516
Washington	4-16	.200	13.0	13-18	.419

FINAL 2023-24 PAC-12 STANDINGS					
Team	Pac-12	Pct.	GB	Overall	Pct.
Arizona	15-5	.750	—	27-9	.750
Washington State	14-6	.700	1.0	25-10	.714
Colorado	13-7	.650	2.0	26-11	.703
Oregon	12-8	.600	3.0	24-12	.667
UCLA	10-10	.500	6.0	16-17	.485
Utah	9-11	.450	6.0	22-15	.595
California	9-11	.450	6.5	13-19	.406
Washington	9-11	.450	6.5	17-15	.531
USC	8-12	.400	7.0	15-18	.455
Stanford	8-12	.400	7.0	14-18	.438
Arizona State	8-12	.400	7.0	14-18	.438
Oregon State	5-15	.250	10.0	13-19	.406

FINAL 2022-23 PAC-12 STANDINGS					
Team	Pac-12	Pct.	GB	Overall	Pct.
UCLA	18-2	.900	—	31-6	.838
Arizona	14-6	.700	4.0	28-7	.800
USC	14-6	.700	4.0	22-11	.667
Oregon	12-8	.600	6.0	21-15	.583
Arizona State	11-9	.550	7.0	23-13	.639
Washington State	11-9	.550	7.0	17-17	.500
Utah	10-10	.500	8.0	17-15	.531
Washington	8-12	.400	10.0	16-16	.500
Colorado	8-12	.400	10.0	18-17	.514
Stanford	7-13	.350	11.0	14-19	.424
Oregon State	5-15	.250	13.0	11-21	.344
California	2-18	.100	16.0	3-29	.094

FINAL 2021-22 PAC-12 STANDINGS					
Team	Pac-12	Pct.	GB	Overall	Pct.
Arizona	18-2	.900	—	33-4	.892
UCLA	15-5	.750	3.0	27-8	.771
USC	14-6	.700	4.0	26-8	.765
Colorado	12-8	.600	6.0	21-12	.636
Oregon	11-9	.550	7.0	20-15	.571
Washington	11-9	.550	7.0	17-15	.531
Washington State	11-9	.550	7.0	22-15	.595
Arizona State	10-10	.500	8.0	14-17	.452
Stanford	8-12	.400	10.0	16-16	.500
California	5-15	.250	13.0	12-20	.375
Utah	4-16	.200	14.0	11-20	.355
Oregon State	1-19	.050	17.0	3-28	.097

UCLA'S RECORD WHEN ...			PAST 7 YEARS	
	2025-26		2025-26	PAST 7 YEARS
UCLA leads at halftime	5-1	109-24		
UCLA trails at halftime	0-1	32-38		
Tied at halftime	0-0	2-4		
UCLA builds a 10-point lead	5-1	118-15		
UCLA trails by 10 points	0-1	14-43		
UCLA leads with five minutes left	5-1	124-9		
UCLA trails with five minutes left	0-1	15-56		
There is a tie with five minutes left	0-0	4-1		
UCLA leads with one minute left	5-0	130-6		
UCLA trails with one minute left	0-2	7-57		
There is a tie with one minute left	0-0	6-3		
UCLA shoots better from the field	4-0	101-16		
UCLA shoots worse from the field	1-2	41-50		
UCLA shoots the same from the field	0-0	1-0		
UCLA shoots 50% or better, overall	1-0	46-4		
UCLA shoots less than 50%, overall	4-2	97-62		
OPP shoots 50% or better, overall	1-0	13-22		
OPP shoots less than 50%, overall	4-2	130-44		
UCLA makes more 3-PT field goals	3-1	72-10		
UCLA makes fewer 3-PT field goals	2-1	54-52		
3-PT field goals are the same	0-0	17-4		
UCLA shoots better from 3-PT range	3-1	99-17		
UCLA shoots worse from 3-PT range	2-0	41-48		
UCLA shoots the same from 3-PT range	0-0	3-0		
UCLA shoots 40% or greater, from 3-PT	1-1	60-11		
UCLA shoots less than 40%, from 3-PT	4-1	83-55		
OPP shoots 40% or greater, from 3-PT	1-1	32-28		
OPP shoots less than 40%, from 3-PT	4-1	111-38		
UCLA makes the same or more FTs	3-0	104-22		
UCLA makes fewer FTs	2-2	39-44		
UCLA attempts the same or more FTs	3-1	104-24		
UCLA attempts fewer FTs	2-1	39-42		
UCLA shoots 75% or greater, at FT line	1-1	69-28		
UCLA shoots less than 75%, at FT line	4-1	74-38		
OPP shoots 75% or greater, at FT line	1-1	54-31		
OPP shoots less than 75%, at FT line	4-1	89-35		
UCLA outrebounds opponent	4-1	96-31		
UCLA is outrebounded by opponent	0-1	35-31		
Rebounds are the same	1-0	12-4		
UCLA has more offensive rebounds	2-1	90-45		
UCLA has fewer offensive rebounds	3-1	44-19		
Offensive rebounds are the same	0-0	9-2		
UCLA has more defensive rebounds	4-0	95-16		
UCLA has fewer defensive rebounds	1-2	39-47		
Defensive rebounds are the same	0-0	9-3		
UCLA commits more fouls	0-1	38-37		
UCLA commits fewer fouls	4-1	83-22		
Fouls are the same	1-0	22-7		
UCLA has more assists	3-1	104-18		
UCLA has fewer assists	1-1	27-40		
Assists are the same	1-0	12-8		
UCLA commits more turnovers	1-2	28-31		
UCLA commits fewer turnovers	4-0	112-30		
Turnovers are the same	0-0	3-5		
UCLA has more blocks	2-1	78-25		
UCLA has fewer blocks	2-0	48-32		
Blocks are the same	1-1	17-9		
UCLA has more steals	4-0	100-31		
UCLA has fewer steals	0-2	23-26		
Steals are the same	1-0	20-9		
UCLA's starting frontline outscores OPP's	5-2	102-28		
OPP's starting frontline outscores UCLA's	0-0	38-37		
Frontline scoring is the same	0-0	3-1		
UCLA's starting backcourt outscores OPP's	4-1	100-26		
OPP's starting backcourt outscores UCLA's	1-1	38-39		
Backcourt scoring is the same	0-0	5-1		
UCLA's bench outscores OPP's bench	3-1	77-30		
OPP's bench outscores UCLA's bench	2-1	61-34		
Bench scoring is the same	0-0	5-2		
Record on Mondays	2-0	15-3		
Record on Tuesdays	1-1	12-6		
Record on Wednesdays	0-0	12-6		
Record on Thursdays	0-0	37-13		
Record on Fridays	2-1	15-8		
Record on Saturdays	0-0	39-27		
Record on Sundays	0-0	13-3		
Record in November	5-2	33-12		
Record in December	0-0	22-10		
Record in January	0-0	32-16		
Record in February	0-0	35-16		
Record in March	0-0	21-11		
Record in April	0-0	0-1		
UCLA scores first	3-1	93-32		
OPP scores first	2-1	50-34		
UCLA scores fewer than 60 points	0-0	6-14		
UCLA scores between 60-69 points	0-1	40-28		
UCLA scores between 70-79 points	2-1	52-21		
UCLA scores between 80-89 points	3-0	32-2		
UCLA scores between 90-99 points	0-0	9-1		
UCLA scores 100 or more points	0-0	4-0		
OPP scores 100 or more points	0-0	0-0		
OPP scores between 90-99 points	0-0	1-5		
OPP scores between 80-89 points	0-1	3-14		
OPP scores between 70-79 points	1-0	20-27		
OPP scores between 60-69 points	2-1	55-17		
OPP scores fewer than 60 points	2-0	64-3		
The game is decided by 1-2 points	0-0	12-8		
The game is decided by 3-4 points	0-1	15-11		
The game is decided by 5-6 points	1-0	12-8		
The game is decided by 7-9 points	0-0	18-16		
The game is decided by 10-19 points	1-0	41-18		
The game is decided by 20-plus points	3-0	45-4		
UCLA has zero double-figure scorers	0-0	0-1		
UCLA has one double-figure scorer	0-0	1-3		
UCLA has two double-figure scorers	0-0	23-15		
UCLA has three double-figure scorers	1-1	54-31		
UCLA has four double-figure scorers	3-1	40-15		
UCLA has five double-figure scorers	1-0	22-1		
UCLA has six double-figure scorers	0-0	3-0		
UCLA has seven double-figure scorers	0-0	0-0		
OPP has zero double-figure scorers	0-0	2-0		
OPP has one double-figure scorer	1-0	20-1		
OPP has two double-figure scorers	1-0	48-5		
OPP has three double-figure scorers	3-1	54-26		
OPP has four double-figure scorers	0-1	17-25		
OPP has five double-figure scorers	0-0	2-7		
OPP has six double-figure scorers	0-0	0-2		
OPP has seven double-figure scorers	0-0	0-0		
UCLA has more double-figure scorers	5-1	88-9		
UCLA has fewer double-figure scorers	0-1	19-40		
Double-figure scorers are the same	0-0	36-17		

NOTE: Past seven seasons includes the years in which Mick Cronin has been UCLA's head coach (2019-20 through 2025-26).

THE LAST TIME . . .

100 Points Scored

By UCLA	100 vs. Pepperdine (11/23/22)
By Opponent	104 at Stanford (2/16/19)

40+ Point Victory

By UCLA	40 (86-46) vs. Presbyterian (11/21/25)
By Opponent	46 (90-44) at Utah (1/11/24)

30+ Point Victory

By UCLA	40 (86-46) vs. Presbyterian (11/21/25)
By Opponent	46 (90-44) at Utah (1/11/24)

20+ Point Victory

By UCLA	40 (86-46) vs. Presbyterian (11/21/25)
By Opponent	23 (88-65) vs. Arizona (3/7/24)

Overtime Game

UCLA Win	won 86-77, vs. Villanova (11/12/21)
UCLA Loss	lost 87-84, at Arizona State, 3-OT (2/5/22)

Double Overtime Game

UCLA Win	won 107-98, vs. Pepperdine, 3-OT (11/27/20)
UCLA Loss	lost 87-84, at Arizona State, 3-OT (2/5/22)

Seven or More Players in Double-Figure Scoring

By UCLA	7 vs. Pacific (11/11/16)
By Opponent	7 vs. Santa Clara (12/8/79)

Six or More Players in Double-Figure Scoring

By UCLA	6 vs. Norfolk State (11/14/22)
By Opponent	6 at Arizona State, 3-OT (2/5/22)

Zero Players Scoring in Double Figures

By UCLA	0 at Utah (1/11/24)
By Opponent	0 vs. Stanford (1/29/22)

Made 40-49 Field Goals

By UCLA	40-of-78 vs. Long Beach State (11/15/21)
By Opponent	41-of-80 at Duke (2/22/98)

Made 50 or More Field Goals

By UCLA	52-of-99 vs. George Mason (12/22/94)
By Opponent	have not made 45 (or more), since prior to 1970-71

Made Fewer Than 20 Field Goals

By UCLA	18 (18-47) vs. Arizona State (3/9/24)
By Opponent	17 (17-51) vs. Presbyterian (11/21/25)

Had 70-79 Field Goal Attempts

By UCLA	70 vs. Eastern Washington (11/3/25)
By Opponent	72 at Arizona State, 3-OT (2/5/22)

Had 80-89 Field Goal Attempts

By UCLA	80 vs. Southern Utah (11/26/24)
By Opponent	86 vs. USC (2/28/19)

Had 90-99 Field Goal Attempts

By UCLA	91 vs. Cincinnati (3/17/02)
By Opponent	90 vs. Oral Roberts (11/20/87)

Had Fewer Than 40 Field Goal Attempts

By UCLA	39 vs. Oregon State (2/12/11)
By Opponent	39 at Oregon State (1/2/09)

Shot 50 Percent Or Better From The Field

By UCLA	62.7 (32-51) vs. Presbyterian (11/21/25)
By Opponent	53.7 (29-54) vs. Eastern Washington (11/3/25)

Shot 60 Percent Or Better From The Field

By UCLA	62.7 (32-51) vs. Presbyterian (11/21/25)
By Opponent	61.5 (32-52) vs. Michigan (1/7/25)

Shot 70 Percent or Better From The Field

By UCLA	72.9 (35-48) vs. South Carolina (11/21/01)
By Opponent	71.4 (35-49) vs. Middle Tennessee (11/15/11)

Shot Less Than 30 Percent From The Field

By UCLA	22.0 (11-50) vs. California (2/18/23)
By Opponent	24.1 (13-54) vs. Sacramento State (11/18/25)

Made 10 or More 3-Pointers

By UCLA	10-of-24 vs. Utah State (3/20/25)
By Opponent	13-of-25 vs. West Georgia (11/10/25)

Made 15 or More 3-Pointers

By UCLA	16-of-33 vs. Oregon (2/17/18)
By Opponent	11-of-22 vs. California (11/25/25)

Made Zero 3-Pointers

By UCLA	0-for-6 vs. Long Island University (11/15/23)
By Opponent	0-for-13 vs. California (1/3/13)

Attempted 30 or More 3-Pointers

By UCLA	34 (14-34) vs. Long Beach State (1/6/22)
By Opponent	31 (4-31) vs. Utah State (3/20/25)

Shot 60 Percent or Higher, from 3-Point Range

By UCLA	64.3 (9-14) vs. Idaho State (11/20/24)
By Opponent	62.5 (15-24) at Washington (2/29/24)

Shot 70 Percent or Higher, from 3-Point Range

By UCLA	76.5 (13-17) vs. Northwestern (11/29/13)
By Opponent	90.9 (10-11) vs. Middle Tennessee State (11/15/11)

Shot Less Than 20 Percent, from 3-Point Range

By UCLA	10.0 (2-20) vs. Michigan (1/7/25)
By Opponent	10.0 (2-10) vs. Presbyterian (11/21/25)

Made 30-39 Free Throws

By UCLA	31-of-39 vs. CSUN (11/13/16)
By Opponent	30-of-42 vs. Wake Forest (11/25/15)

Made 40 or More Free Throws

By UCLA	42-of-52 vs. Colorado (12/2/77)
By Opponent	40-of-56 at Stanford, 2-OT (12/23/87)

Made 5 or Fewer Free Throws

By UCLA	5-of-7 at Oregon (12/8/24)
By Opponent	5-of-11 vs. West Georgia (11/10/25)

Had 40 or More Free Throw Attempts

By UCLA	26-of-40 vs. UC Irvine (11/26/17)
By Opponent	29-of-45 at Arizona (2/12/16)

Had 50 or More Free Throw Attempts

By UCLA	38-of-50 at Washington (1/1/16)
By Opponent	40-of-56 at Stanford, 2-OT (12/23/87)

Shot 80 Percent or Better From the Free Throw Line

By UCLA	88.5 (23-26) vs. West Georgia (11/10/25)
By Opponent	100.0 (13-13) vs. Pepperdine (11/7/25)

Shot 90 Percent or Better From the Free Throw Line

By UCLA	92.3 (12-13) vs. Cal State Fullerton (11/22/24)
By Opponent	100.0 (13-13) vs. Pepperdine (11/7/25)

Shot 100 Percent From the Free Throw Line

By UCLA	10-for-10 vs. Utah State (3/20/25)
By Opponent	13-for-13 vs. Pepperdine (11/7/25)

Had 50-59 Rebounds

By UCLA	55 vs. Chaminade (11/21/23)
By Opponent	50 at Utah (1/11/24)

Had 60 or More Rebounds

By UCLA	60 vs. Monmouth (11/13/15)
By Opponent	none since prior to 1978-79

Had 20-29 Assists

By UCLA	20 vs. Sacramento State (11/18/25)
By Opponent	22 vs. Eastern Washington (11/3/25)

Had 30 or More Assists

By UCLA	30 vs. Arizona State (1/19/17)
By Opponent	30 at Arizona (2/18/89)

Had 10 or More Blocks

By UCLA	11 vs. Colorado (1/14/23)
By Opponent	10 at USC (1/27/24)

Had 15 or More Steals

By UCLA	15 vs. Southern Utah (11/26/24)
By Opponent	15 at Oregon (1/26/20)

Had 20 or More Steals

By UCLA	20 vs. Wyoming (12/23/08)
By Opponent	22 vs. Maryland (11/27/98)

Committed at Least 20 Turnovers

By UCLA	21 at Maryland (1/10/25)
By Opponent	20 vs. USC (3/8/25)

Committed Fewer Than 10 Turnovers

By UCLA	8 vs. Eastern Washington (11/3/25)
By Opponent	8 vs. California (11/25/25)

THE LAST TIME . . .

30 or More Points Scored

UCLA	31, Dylan Andrews, vs. Oregon State (3/13/14)
Opponent	32, Dawson Garcia, vs. Minnesota (2/18/25)

35 or More Points Scored

UCLA	37, Bryce Alford, at Colorado (1/12/17)
Opponent	36, Vladislav Goldin, vs. Michigan (1/7/25)

40 or More Points Scored

UCLA	44, Jason Kapono, at Washington State (1/4/03)
Opponent	40, Eddie House, Arizona State (2/17/00)

Two or More Players Scored 20+ Points

UCLA	Tyler Bilodeau (26), Sebastian Mack (22), vs. North Carolina (12/21/24)
Opponent	Ty Berry (22), Nick Martinelli (20), at Northwestern (3/3/25)

Three or More Players Scored 20+ Points

UCLA	C. Smith (26), T. Campbell (22), J. Bernard (21), vs. Pepperdine (11/27/20)
Opponent	J. Brown (22), J. Clarkson (21), E. Ross (20), at Missouri (12/7/13)

Two or More Players Scored 25+ Points

UCLA	Norman Powell (27), Jordan Adams (25), vs. James Madison (11/15/12)
Opponent	Desure Buie (29), Jalen Ray (27), Hofstra (11/21/19)

Made 15 or More Field Goals

UCLA	15 made (15-23), Don MacLean, at Arizona (1/11/92)
Opponent	16 made (16-24), Drew Timme, Gonzaga (3/23/23)

Made 18 or More Field Goals

UCLA	21 made (21-22), Bill Walton, Memphis (3/26/73)
Opponent	18 made (18-29), Otis Birdsong, Houston (1/2/77)

Made 6 or More 3-Pointers

UCLA	Tyler Bilodeau, 7-for-12, at Illinois (2/11/25)
Opponent	John Tonje, 6-for-6, vs. Wisconsin (3/14/25)

Made 7 or More 3-Pointers

UCLA	Tyler Bilodeau, 7-for-12, at Illinois (2/11/25)
Opponent	Terrence Shannon Jr., 8-for-9, vs. Illinois (11/18/22)

Made 8 or More 3-Pointers

UCLA	Bryce Alford, 8-for-14, vs. Washington (3/1/17)
Opponent	Terrence Shannon Jr., 8-for-9, vs. Illinois (11/18/22)

Made 9 or More 3-Pointers

UCLA	Isaac Hamilton, 9-for-14, vs. Arizona State (1/19/17)
Opponent	has never occurred

Made 10 or More 3-Pointers

UCLA	has never occurred
Opponent	has never occurred

Made 10 or More Free Throws

UCLA	Sebastian Mack, 15-of-16, vs. Idaho State (11/20/24)
Opponent	Dawson Garcia, 11-of-12, vs. Minnesota (2/18/25)

Made 15 or More Free Throws

UCLA	Sebastian Mack, 15-of-16, vs. Idaho State (11/20/24)
Opponent	Andrew Andrews, 17-of-19, at Washington (1/1/16)

Attempted 20 or More Free Throws

UCLA	none since prior to 1979-80
Opponent	none since prior to 1979-80

Was Perfect With 15 or More Free Throws

UCLA	Jordan Adams, 16-of-16, vs. UC Irvine (11/13/12)
Opponent	Fennis Dembo, 16-of-16, vs. Wyoming (3/14/87)

Had 15 or More Rebounds

UCLA	Tyler Bilodeau, 15, vs. New Mexico (11/8/24)
Opponent	Mouhamed Gueye, 18, at Washington State (12/30/22)

Had 20 or More Rebounds

UCLA	Jalen Hill, 20, vs. Presbyterian (11/19/18)
Opponent	Zylan Cheatham, 20, vs. Arizona State (1/24/19)

Had 25 or More Rebounds

UCLA	27, Bill Walton, vs. Maryland (12/1/73)
Opponent	none since prior to 1970-71

Two Players Had 10 or More Rebounds

UCLA	Adem Bona (11), Jaylen Clark (11), vs. Arizona State (3/2/23)
Opponent	Prophet Johnson (10), Mark Lavrenov (10), vs. Sacramento State (11/18/25)

Two or More Players Had Double-Doubles

UCLA	J. Jaquez Jr. (12 p, 11 r), J. Clark (12 p 10 r), at Arizona (1/21/23)
Opponent	Prophet Johnson (13 p, 10 r), Mark Lavrenov (10 p, 10 r), vs. Sacramento State (11/18/25)

Shot 100 Percent From the Field (minimum 10 attempts)

By UCLA	none since prior to 1979-80
By Opponent	Brad Daugherty, 13-for-13, at North Carolina (11/24/85)

Shot 100 Percent from 3-Point Range (minimum 5 attempts)

By UCLA	Aaron Holiday, 5-for-5, vs. Washington State (12/29/17)
By Opponent	John Tonje, 6-for-6, vs. Wisconsin (3/14/25)

Had 10 or More Assists

By UCLA	Dylan Andrews, 11, at Washington (2/29/24)
By Opponent	Sahvir Wheeler, 11, at Washington (2/29/24)

Had 10 or More Assists and Zero Turnovers

By UCLA	Dylan Andrews, 11 assists, at Washington (2/29/24)
By Opponent	Keyshawn Woods, 10 assists, vs. Ohio State (12/22/18)

Had 15 or More Assists

By UCLA	Darren Collison, 15, at Arizona (2/17/07)
By Opponent	Phil Pressey, 19, vs. Missouri (12/28/12)

Had 20+ Points and 10+ Rebounds

By UCLA	Tyler Bilodeau (23 pts, 15 rbs), vs. New Mexico (11/8/24)
By Opponent	Ace Bailey (20 pts, 10 rbs), at Rutgers (1/13/25)

Had 20+ Points and 15+ Rebounds

By UCLA	Tyler Bilodeau (23 pts, 15 rbs), vs. New Mexico (11/8/24)
By Opponent	Bennie Boatwright (25 pts, 15 rbs), vs. USC (2/28/19)

Had 20+ Points and 20+ Rebounds

By UCLA	David Greenwood (31 pts, 23 rbs), Tulsa (12/18/76)
By Opponent	Todd MacCullough (26 pts, 21 rbs), Washington (1/31/99)

Had 25+ Points and 15+ Rebounds

By UCLA	Kevon Looney (27 pts, 19 rbs), vs. Stanford (1/8/15)
By Opponent	Bennie Boatwright (25 pts, 15 rbs), vs. USC (2/28/19)

Had 10+ Points and 10+ Assists

By UCLA	Dylan Andrews (21 pts, 11 ast), at Washington (2/29/24)
By Opponent	Deivon Smith (17 pts, 10 ast), vs. Utah (2/18/24)

Had 15+ Points and 10+ Assists

By UCLA	Dylan Andrews (21 pts, 11 ast), at Washington (2/29/24)
By Opponent	Deivon Smith (17 pts, 10 ast), vs. Utah (2/18/24)

Had 20+ Points and 10+ Assists

By UCLA	Dylan Andrews (21 pts, 11 ast), at Washington (2/29/24)
By Opponent	Daejon Davis (23 pts, 10 ast), Stanford (1/27/18)

Had 5 or More Steals

By UCLA	Kobe Johnson, 6, vs. Cal State Fullerton (11/22/24)
By Opponent	Jaden Bradley, 5, Arizona (12/14/24)

Had 8 or More Steals

By UCLA	Jordan Adams, 8, vs. Sacramento State (11/18/13)
By Opponent	Quinn Cook, 8, Duke (12/19/13)

Had 5 or More Blocks

By UCLA	Xavier Booker, 5, vs. Pepperdine (11/7/25)
By Opponent	Kenneth Chime, 5, vs. West Georgia (11/10/25)

Had 7 or More Blocks

By UCLA	Adem Bona, 7, at Arizona State (1/17/24)
By Opponent	Jarvis Varnado, 7, vs. Mississippi State (12/12/09)

Had 20+ Points and 5+ Blocks

By UCLA	Jaime Jaquez Jr. (23 pts, 5 blocks), vs. Colorado (1/14/23)
By Opponent	Drew Peterson (27 pts, 5 blocks), at USC (2/12/22)

Recorded a Triple-Double

By UCLA	Kyle Anderson (13p, 12r, 11a), vs. Morehead State (11/22/13)
By Opponent	Draymond Green (23p, 11r, 10a), Michigan State (3/17/11)

Played 45 or More Minutes

By UCLA	J. Juzang (51), J. Jaquez Jr. (50), T. Campbell (50), at Arizona State, 3-OT (2/5/22)
By Opponent	J. Heath (48), K. Lawrence (47), DJ Horne (46), at Arizona State, 3-OT (2/5/22)

Scored 20 or More Points off the Bench

By UCLA	Aday Mara, 22, vs. Wisconsin (1/21/25)
By Opponent	Anthony Dell'Orso, 20, vs. Arizona (11/14/25)

Scored 25 or More Points off the Bench

By UCLA	Sebastian Mack, 27, vs. CSUN (12/19/23)
By Opponent	Mike Saunders Jr., 25, at Utah (2/23/23)

Recorded 10 or More Rebounds off the Bench

By UCLA	Aday Mara, 10, at Northwestern (3/3/25)
By Opponent	Mark Lavrenov, 10, vs. Sacramento State (11/18/25)

Game No. 1 – November 3, 2025

Pauley Pavilion – Los Angeles, Calif.

(12) UCLA 80, Eastern Washington 74

EASTERN WASHINGTON 74

NAME	FG	3FG	FT	R	PF	TP	A	MIN
K. Huie	3-5	0-0	2-4	5	0	8	1	27
E. Marquardt	3-5	1-4	1-2	3	0	8	3	22
I. Moses	5-13	2-7	3-3	2	1	15	4	34
S. Rogers	6-6	0-0	0-0	4	3	12	3	23
J. Radford	2-9	2-9	2-3	8	4	8	3	27
A. Hamilton IV	6-9	1-2	0-0	4	1	13	1	25
J. Anderson	2-2	1-1	1-2	1	2	6	5	15
T. Powell	1-2	0-1	0-0	0	2	2	1	13
E. Thomas	0-2	0-2	0-0	0	0	0	0	5
A. Winkel	0-0	0-0	0-0	0	0	0	0	2
C. Scherer	0-0	0-0	0-0	1	0	0	1	3
S. Ngoyi	1-1	0-0	0-0	1	0	2	0	3
TOTALS	29-54	7-25	9-14	30	13	74	22	200

UCLA 80

NAME	FG	3FG	FT	R	PF	TP	A	MIN
T. Bilodeau	8-16	3-6	0-0	6	3	19	1	32
X. Booker	6-7	0-1	2-2	7	0	14	3	30
D. Dent	8-17	1-3	4-4	4	1	21	9	36
J. Brown	2-6	1-4	0-0	5	1	5	1	30
S. Clark	4-12	2-6	0-1	2	4	10	3	25
B. Williams	0-1	0-0	0-0	1	1	0	1	8
T. Perry	5-8	1-4	0-1	1	2	11	1	26
S. Jamerson II	0-1	0-0	0-2	4	0	0	0	10
E. Freeny	0-2	0-2	0-0	1	0	0	0	4
TOTALS	33-70	8-26	6-10	35	12	80	19	200

Halftime Score – UCLA 40, Eastern Washington 33. Team Rebounds – UCLA 4, Eastern Washington 1. Turnovers – Eastern Washington 16, UCLA 8. Technicals – None. Attendance: 3,615. Officials – Randy Richardson, Verne Harris, Nate Harris.

Game No. 2 – November 7, 2025

Pauley Pavilion – Los Angeles, Calif.

(12) UCLA 74, Pepperdine 63

PEPPERDINE 63

NAME	FG	3FG	FT	R	PF	TP	A	MIN
Y. Levy	1-4	0-1	0-0	2	3	2	1	15
J. Cooley	5-15	2-7	5-5	9	3	17	0	33
D. Dozic	2-9	2-6	2-2	2	2	8	0	30
S. Phipps	4-8	1-2	0-0	6	2	9	6	34
L. Vudragovic	1-6	1-6	0-0	0	1	3	0	15
A. Clark	5-13	2-5	6-6	6	4	18	4	26
P. Stosic	0-1	0-1	0-0	2	2	0	0	12
N. Radovanovic	1-1	0-0	0-0	0	2	2	0	7
D. Mager	0-1	0-1	0-0	0	0	0	0	3
P. Phillips	0-0	0-0	0-0	1	0	0	0	10
S. Cicic	2-3	0-0	0-0	4	2	4	0	12
P. Shemirani	0-0	0-0	0-0	0	0	0	0	3
TOTALS	21-61	8-29	13-13	34	21	63	11	200

UCLA 74

NAME	FG	3FG	FT	R	PF	TP	A	MIN
E. Dailey Jr.	3-4	2-3	2-3	4	1	10	2	26
T. Bilodeau	4-9	0-4	1-2	4	1	9	1	28
X. Booker	5-8	1-2	4-4	5	2	15	1	31
D. Dent	3-8	0-1	6-9	2	1	12	4	35
S. Clark	3-5	2-3	3-4	4	2	11	0	30
B. Williams	0-2	0-1	0-0	0	0	0	0	7
T. Perry	4-9	0-4	1-2	4	3	9	3	21
J. Brown	2-6	0-3	2-2	5	2	6	0	12
S. Jamerson II	1-1	0-0	0-0	4	3	2	0	9
TOTALS	25-52	5-21	19-26	34	15	74	11	200

Halftime Score – UCLA 37, Pepperdine 28. Team Rebounds – UCLA 2, Pepperdine 2. Turnovers – Pepperdine 12, UCLA 10. Technicals – None. Attendance: 9,103. Officials – Earl Walton, Edwin Young, Alex Landis.

Game No. 3 – November 10, 2025

Pauley Pavilion – Los Angeles, Calif.

(15) UCLA 83, West Georgia 62

WEST GEORGIA 62

NAME	FG	3FG	FT	R	PF	TP	A	MIN
S. Williams-Dryden	6-12	3-4	1-3	6	4	16	3	28
K. Griffin	1-5	0-2	2-2	3	4	4	3	32
K. Chime	0-1	0-0	0-0	1	4	0	2	23
B. Hardewig	5-8	4-7	0-0	0	3	14	0	23
C. Lewless	5-10	3-7	0-0	1	2	13	3	27
J. Daniel	2-3	0-0	1-2	1	2	5	0	17
J. Smith	2-8	2-3	1-4	1	3	7	2	27
X. Shegog	0-2	0-0	0-0	3	1	0	2	18
E. Baldassarre	1-2	1-2	0-0	0	0	3	0	3
N. Jones	0-0	0-0	0-0	0	0	0	0	1
M. Young	0-0	0-0	0-0	0	0	0	0	1
TOTALS	22-51	13-25	5-11	22	23	62	15	200

UCLA 83

NAME	FG	3FG	FT	R	PF	TP	A	MIN
E. Dailey Jr.	5-9	1-2	3-4	3	1	14	1	22
T. Bilodeau	7-12	1-2	6-6	4	3	21	1	28
X. Booker	2-3	0-1	0-0	6	2	4	4	26
T. Perry	5-11	2-5	5-6	5	1	17	9	37
S. Clark	3-8	0-1	2-2	2	1	8	3	32
S. Jamerson II	2-3	0-0	3-4	2	3	7	1	13
J. Brown	3-5	2-3	2-2	5	0	10	1	23
B. Williams	0-3	0-3	0-0	1	1	0	0	8
E. Freeny	0-1	0-0	2-2	0	0	2	1	9
TOTALS	27-55	6-17	23-26	36	12	83	21	200

Halftime Score – UCLA 37, West Georgia 32. Team Rebounds – UCLA 8, West Georgia 6. Turnovers – West Georgia 17, UCLA 11. Technicals – None. Attendance: 4,133. Officials – Mike Littlewood, Jason Phillips, Amy Bonner.

Game No. 4 – November 14, 2025

Intuit Dome – Inglewood, Calif.

(5) Arizona 69, (15) UCLA 65

ARIZONA 69

NAME	FG	3FG	FT	R	PF	TP	A	MIN
I. Kharchenkov	2-4	0-2	0-0	3	1	4	1	14
K. Peat	2-5	0-1	3-4	4	4	7	0	20
M. Krivas	5-6	0-0	0-0	8	2	10	3	34
J. Bradley	6-10	1-2	2-2	4	1	15	3	35
B. Burries	1-9	1-6	2-2	1	1	5	3	34
D. Aristode	0-2	0-1	0-0	1	0	0	0	9
A. Dell'Orso	6-11	4-7	4-4	2	1	20	3	28
T. Awaka	4-8	0-0	0-3	10	1	8	3	26
TOTALS	26-55	6-19	11-15	35	11	69	16	200

UCLA 65

NAME	FG	3FG	FT	R	PF	TP	A	MIN
E. Dailey Jr.	5-10	3-5	0-0	5	2	13	2	32
T. Bilodeau	7-10	3-4	2-3	2	0	19	1	32
X. Booker	4-7	2-3	0-0	7	4	10	1	31
D. Dent	5-16	0-0	1-1	3	1	11	8	35
S. Clark	3-11	1-4	2-2	2	3	9	2	28
S. Jamerson II	0-0	0-0	0-0	1	0	0	1	9
T. Perry	1-1	0-0	1-2	2	1	3	0	18
J. Brown	0-0	0-0	0-0	0	0	0	0	7
B. Williams	0-3	0-1	0-0	2	1	0	0	7
TOTALS	25-58	9-17	6-8	28	12	65	15	200

Halftime Score – Arizona 28, UCLA 25. Team Rebounds – UCLA 4, Arizona 2. Turnovers – UCLA 16, Arizona 15. Technicals – None. Attendance: 7,554. Officials – Jeff Anderson, Byron Jarrett, Mike Greenstein.

Game No. 5 – November 18, 2025

Pauley Pavilion – Los Angeles, Calif.

(19) UCLA 79, Sacramento State 48

SACRAMENTO STATE 48

NAME	FG	3FG	FT	R	PF	TP	A	MIN
S. O'Neal	0-1	0-0	0-2	2	4	0	0	17
J. Cherry	1-3	0-1	0-0	1	2	2	0	12
M. Williams	2-14	0-3	5-8	4	3	9	3	34
J. Summers	3-6	2-5	3-4	1	3	11	0	24
P. Johnson	4-11	1-5	4-6	10	2	13	4	38
J. Teat	0-4	0-3	0-0	0	1	0	0	11
M. Lavrenov	2-8	0-2	6-8	10	3	10	0	29
A. Madi	0-2	0-2	0-0	0	1	0	0	8
T. Glover	0-1	0-1	0-0	0	1	0	1	5
R. Robinson	0-0	0-0	0-0	1	1	0	0	2
I. Bronson	0-0	0-0	0-0	0	0	0	0	2
TOTALS	13-54	3-24	19-30	35	25	48	9	200

UCLA 79

NAME	FG	3FG	FT	R	PF	TP	A	MIN
E. Dailey Jr.	5-10	0-4	5-6	10	1	15	4	30
S. Jamerson II	0-0	0-0	0-0	3	1	0	0	10
T. Perry	4-7	2-3	1-1	2	1	11	1	27
J. Brown	3-5	1-2	3-3	5	3	10	3	19
B. Williams	1-5	1-2	2-5	4	1	5	3	18
X. Booker	6-8	0-1	0-0	8	4	12	0	19
T. Bilodeau	1-5	0-1	4-4	4	5	6	1	18
S. Clark	3-4	3-4	0-0	1	5	9	1	19
D. Dent	2-9	0-3	1-5	1	2	5	7	24
E. Freeny	2-3	0-1	0-0	1	2	4	0	9
J. Seidler	1-2	0-0	0-0	2	0	2	0	2
C. Horry	0-0	0-0	0-0	0	0	0	0	2
A. Peoples Jr.	0-0	0-0	0-0	0	0	0	0	2
TOTALS	28-58	7-21	16-24	44	25	79	20	200

Halftime Score – UCLA 42, Sacramento State 17. Team Rebounds – Sacramento State 4, UCLA 3. Turnovers – UCLA 15, Sacramento State 15. Technicals – UCLA: T. Bilodeau (1st half), Sacramento State: S. O'Neal (1st half), M. Williams (2nd half). Attendance: 4,735. Officials – Larry Scirotto, John Floyd, Crystal Hogan.

Game No. 6 – November 21, 2025

Pauley Pavilion – Los Angeles, Calif.

(19) UCLA 86, Presbyterian 46

PRESBYTERIAN 46

NAME	FG	3FG	FT	R	PF	TP	A	MIN
J. Pierce	6-11	0-0	1-3	5	2	13	2	32
J. Peterson	1-4	0-0	2-4	6	4	4	0	30
J. Pickett	0-4	0-4	0-0	1	1	0	3	28
T. Wilson	2-8	0-5	5-6	2	2	9	4	28
C. Parrish	1-4	0-3	0-0	2	2	2	1	21
I. King	2-7	1-3	0-0	2	2	5	1	21
A. Anderson	0-1	0-1	0-0	0	1	0	0	1
K. Hudson	3-6	0-1	0-0	4	1	6	0	18
JD Bowden	2-5	1-2	2-2	1	0	7	1	12
L. Allison	0-1	0-1	0-0	0	0	0	0	1
TOTALS	17-51	2-20	10-15	25	17	46	12	200

UCLA 86

NAME	FG	3FG	FT	R	PF	TP	A	MIN
E. Dailey Jr.	3-3	1-1	0-2	4	2	7	1	18
X. Booker	3-4	1-1	2-2	1	0	9	3	21
D. Dent	5-9	0-2	4-7	1	0	14	5	24
B. Williams	4-7	1-2	2-2	7	2	11	1	25
S. Clark	9-11	1-2	3-3	3				

Game No. 7 – November 25, 2025
Chase Center – San Francisco, Calif.
California 80, (18) UCLA 72

UCLA 72									
NAME	FG	3FG	FT	R	PF	TP	A	MIN	
E. Dailey Jr.	7-15	3-7	0-1	7	2	17	3	35	
X. Booker	4-9	0-0	2-4	4	1	10	0	31	
D. Dent	1-8	0-2	1-4	4	0	3	7	31	
B. Williams	3-5	0-1	0-0	2	2	6	1	11	
S. Clark	2-8	1-4	2-2	5	4	7	1	25	
J. Brown	3-7	2-5	1-1	6	4	9	1	29	
T. Perry	5-9	1-2	6-9	3	2	17	3	25	
S. Jamerson II	1-1	0-0	1-2	3	3	3	1	9	
E. Freeny	0-2	0-1	0-0	0	1	0	0	4	
TOTALS	26-64	7-22	13-23	41	19	72	11	200	

CALIFORNIA 80									
NAME	FG	3FG	FT	R	PF	TP	A	MIN	
J. Camden	2-5	1-2	0-0	3	0	5	1	25	
C. Bell	6-11	5-7	5-5	6	2	22	0	31	
L. Dort	1-2	0-0	1-2	3	5	3	0	17	
D. Ames	5-12	2-4	2-2	0	4	14	0	24	
J. Pippen	4-10	3-6	2-2	3	4	13	3	29	
M. Ilic	0-0	0-0	1-5	4	2	1	4	23	
D. Campbell	2-5	0-1	0-0	2	3	4	2	16	
R. Petraitis	4-6	0-0	4-4	7	0	12	1	23	
S. Carr	2-7	0-2	2-2	3	3	6	4	13	
TOTALS	26-58	11-22	17-22	35	23	80	15	200	

Halftime Score – UCLA 41, California 36. Team Rebounds – UCLA 7, California 4. Turnovers – UCLA 11, California 8. Technicals – California: Chris Bell (1st Half). Attendance: 7,293. Officials – Mike Reed, Nate Harris, Rob Kueneman.

MARKELL ALSTON (10)

FRESHMAN – G – 6-1, 185 – Queensbridge, N.Y. (Christ the King HS)



MARKELL ALSTON (10)
freshman

SEASON/CAREER BEST PERFORMANCES

Category	Season High	Career High
Points	–	–
Rebounds	–	–
Assists	–	–
Steals	–	–
Blocks	–	–
Minutes	–	–
FG Made	–	–
FG Att.	–	–
3PFG Made	–	–
3PFG Att.	–	–
FT Made	–	–
FT Att.	–	–

KEY NOTES ON MARKELL ALSTON

- Was a four-year varsity letterwinner at Christ the King High School in New York City, playing for head coach Joe Arbitello
- As a senior in high school in 2024-25, averaged 13.1 points per game and secured all-state honors from the New York State Sportswriters Association
- During his first two seasons of high school, was teammates with UCLA's Brandon Williams (now in his third season in the Bruins' program)

MARKELL ALSTON'S GAME-BY-GAME (2025-26)

DATE	OPP	G-GS	MIN	FG-FGA	PCT	3FG-A	PCT	FT-FTA	PCT	OR	DR	TOT	PF-DQ	A	TO	BS	S	PTS
11-03	Eastern Washington	–	DNP	–	–	–	–	–	–	–	–	–	–	–	–	–	–	–
11-07	Pepperdine	–	DNP	–	–	–	–	–	–	–	–	–	–	–	–	–	–	–
11-10	West Georgia	–	DNP	–	–	–	–	–	–	–	–	–	–	–	–	–	–	–
11-14	vs. Arizona	–	DNP	–	–	–	–	–	–	–	–	–	–	–	–	–	–	–
11-18	Sacramento State	–	DNP	–	–	–	–	–	–	–	–	–	–	–	–	–	–	–
11-21	Presbyterian	–	DNP	–	–	–	–	–	–	–	–	–	–	–	–	–	–	–
11-25	vs. California	–	DNP	–	–	–	–	–	–	–	–	–	–	–	–	–	–	–
TOTALS		–	–	–	–	–	–	–	–	–	–	–	–	–	–	–	–	–


MARKELL ALSTON'S CAREER STATISTICS

SEASON	Yr.	G-GS	MIN	MPG	FG-FGA	PCT	3FG-A	PCT	FT-FTA	PCT	OR	DR	TOT	RPG	PF-DQ	A	TO	BS	S	PTS	PPG
2025-26	FR	0-0	0	–	0-0	–	0-0	–	0-0	–	0	0	0	–	0-0	0	0	0	0	0	–
CAREER		0-0	0	–	0-0	–	0-0	–	0-0	–	0	0	0	–	0-0	0	0	0	0	0	–

SENIOR – F – 6-9, 235 – Kennewick, Wash. (Kamiakin HS / Oregon State)

Category	Season High
Points	21 vs. West Georgia (Nov. 10, 2025)
Rebounds	6 vs. Eastern Washington (Nov. 3, 2025)
Assists	1 (5 times), last vs. Sacramento State (Nov. 18, 2025)
Steals	2 (twice), last vs. Sacramento State (Nov. 18, 2025)
Blocks	1 vs. Arizona (Nov. 14, 2025)
Minutes	32 vs. Arizona (Nov. 14, 2025)
FG Made	8 vs. Eastern Washington (Nov. 3, 2025)
FG Att.	16 vs. Eastern Washington (Nov. 3, 2025)
3PTFG Made	3 (twice), last vs. Arizona (Nov. 14, 2025)
3PTFG Att.	6 vs. Eastern Washington (Nov. 3, 2025)
FT Made	6 vs. West Georgia (Nov. 10, 2025)
FT Att.	6 vs. West Georgia (Nov. 10, 2025)

26 (3 times), last vs. North Carolina (Dec. 21, 2024)
15 vs. New Mexico (Nov. 8, 2024)
4 (3 times), last vs. Oregon (Jan. 30, 2025)
3 at Washington State (Jan. 4, 2024)
2 (4 times), last vs. Arizona (Jan. 25, 2024)
39 vs. Appalachian State (Nov. 14, 2024)
10 at Oregon (Feb. 28, 2024)
20 vs. New Mexico (Nov. 8, 2024)
7 at Illinois (Feb. 11, 2025)
12 at Illinois (Feb. 11, 2025)
9 vs. Arizona State (Jan. 27, 2024)
12 vs. Arizona State (Jan. 27, 2024)



TYLER BILODEAU (34)
senior

63 career games, 10 or more points
11 career games, 20 or more points
4 career double-doubles

- Has averaged 14.8 points and 4.0 rebounds in five games ... has averaged 27.9 minutes per game this season
- Was named to the 20-person watch list for this season's Karl Malone Power Forward of the Year Award
- Has missed the past two games due to a left knee sprain (sustained in practice prior to the Presbyterian game)
- Last season, he led the team in scoring (13.5 ppg) and was second in rebounding (4.6 rpg) in 33 games
- Named a third-team All-Big Ten Conference selection last season, as chosen by the league's coaches, in the end-of-season Big Ten awards
- Scored 25 points in UCLA's 83-78 loss at Illinois last season (Feb. 11, 2025) ... made a career-high seven 3-pointers on 12 attempts in that game
- Tied his career high in points, scoring 26 versus North Carolina at Madison Square Garden in New York City (Dec. 21, 2024) ... was 9-for-14 overall and 5-for-6 from 3-point range
- Last season, he totaled 23 points and a career-best 15 rebounds in a loss to New Mexico in Henderson, Nev., in UCLA's second game of the season (Nov. 8, 2024)
- Became UCLA's first player since Jaime Jaquez Jr. on Feb. 4, 2023, to have at least 15 points and 15 rebounds in the same game (totaled 23-pts and 15-reb, versus New Mexico)
- Transferred to UCLA in the summer of 2024 from Oregon State ... played in 64 games (45 starts) over the previous two seasons at Oregon State
- Has scored at least 10 points in 63 career games (includes three games this season, includes 24 games last season)
- Totaled a career-best 26 points in three games (once last season, and twice at Oregon State in 2023-24)
- Has registered 20 points or more in 10 career games (one game this season, four times last season, six times in his two prior seasons at Oregon State)
- Averaged 10.7 points and 4.8 rebounds per game in his first two seasons at Oregon State (64 games)
- Was born in Billings, Montana, and grew up in central Washington ... has one twin brother (Jacob) and one younger sister (Alexa) ... also excelled in ice hockey as a youngster
- As a high school player, competed at Kamiakin High School (Kennewick, Wash.) ... was honored as the 2021-22 Gatorade Boys Basketball Player of the Year in the state of Washington

DATE	OPP	G-GS	MIN	FG-FGA	PCT	3FG-A	PCT	FT-FTA	PCT	OR	DR	TOT	PF-DQ	A	TO	BS	S	PTS
11-03	Eastern Washington	1-1	31:41	8-16	.500	3-6	.500	0-0	.000	2	4	6	3-0	1	0	0	2	19
11-07	Pepperdine	1-1	28:29	4-9	.444	0-4	.000	1-2	.500	1	3	4	1-0	1	2	0	1	9
11-10	West Georgia	1-1	28:26	7-12	.583	1-2	.500	6-6	1.000	1	3	4	3-0	1	1	0	1	21
11-14	vs. Arizona	1-1	32:33	7-10	.700	3-4	.750	2-3	.667	1	1	2	0-0	1	2	1	0	19
11-18	Sacramento State	1-0	18:16	1-5	.200	0-1	.000	4-4	1.000	1	3	4	5-1	1	2	0	2	6
11-21	Presbyterian	—	DNP	—	—	—	—	—	—	—	—	—	—	—	—	—	—	—
11-25	vs. California	—	DNP	—	—	—	—	—	—	—	—	—	—	—	—	—	—	—
TOTALS		5-4	139:25	27-52	.519	7-17	.412	13-15	.867	6	14	20	12-1	5	7	1	6	74

SEASON	Yr.	G-GS	MIN	MPG	FG-FGA	PCT	3FG-A	PCT	FT-FTA	PCT	OR	DR	TOT	RPG	PF-DQ	A	TO	BS	S	PTS	PPG
2022-23	'FR	32-13	631	19.7	84-184	.457	12-40	.300	44-54	.815	33	91	124	3.9	87-3	18	37	11	12	224	7.0
2023-24	'SO	32-32	952	29.8	171-321	.533	30-87	.345	87-109	.798	29	153	182	5.7	93-1	39	49	13	18	459	14.3
2024-25	JR	33-33	873	26.4	171-345	.496	38-95	.400	66-92	.717	48	103	151	4.6	73-1	48	38	11	29	446	13.5
2025-26	SR	5-4	139	27.9	27-52	.519	7-17	.412	13-15	.867	6	14	20	4.0	12-1	5	7	1	6	74	14.8
CAREER		101-82	2577	25.5	452-897	.504	87-238	.366	206-266	.774	115	358	473	4.7	260-5	109	129	36	63	1197	11.9

1 first two seasons at Oregon State University

XAVIER BOOKER (1)
JUNIOR – F – 6-11, 245 – Indianapolis, Ind. (Cathedral HS / Michigan State)

SEASON/CAREER BEST PERFORMANCES

Category	Season High	Career High
Points	15 vs. Pepperdine (Nov. 7, 2025)	18 vs. Oakland (Dec. 17, 2024)
Rebounds	7 (twice), last vs. Arizona (Nov. 14, 2025)	7 (4 times), last vs. Arizona (Nov. 14, 2025)
Assists	4 vs. West Georgia (Nov. 10, 2025)	3 (twice), last vs. Eastern Washington (Nov. 3, 2025)
Steals	1 vs. Sacramento State (Nov. 18, 2025)	2 vs. Minnesota (March 14, 2024)
Blocks	5 vs. Pepperdine (Nov. 7, 2025)	5 vs. Pepperdine (Nov. 7, 2025)
Minutes	31 vs. California (Nov. 25, 2025)	31 vs. California (Nov. 25, 2025)
FG Made	6 vs. Eastern Washington (Nov. 3, 2025)	6 vs. Eastern Washington (Nov. 3, 2025)
FG Att.	9 vs. California (Nov. 25, 2025)	10 vs. Monmouth (Nov. 4, 2024)
3PFG Made	2 vs. Arizona (Nov. 14, 2025)	3 (twice), last vs. Oakland (Dec. 17, 2024)
3PFG Att.	3 vs. Arizona (Nov. 14, 2025)	6 vs. Alcorn State (Nov. 19, 2023)
FT Made	4 vs. Pepperdine (Nov. 7, 2025)	5 vs. Oakland (Dec. 17, 2024)
FT Att.	4 (twice), last vs. California (Nov. 25, 2025)	6 vs. Oakland (Dec. 17, 2024)



XAVIER BOOKER (1)
junior

12 career games, 10 or more points

KEY NOTES ON XAVIER BOOKER

- Has averaged 10.6 points, 5.4 rebounds and 1.86 blocks in UCLA's first seven games ... has started six of the Bruins' seven games
- Has averaged 27.1 minutes per game ... played a career-high 31:30 in the Bruins' game against California at Chase Center in San Francisco (Nov. 25, 2025)
- Played at least 26 minutes in five games this season ... had never played 26 minutes or more in any game the past two seasons at Michigan State
- Has shot 65.2 percent from the field (30-for-46) and has made 4 of 9 attempts from 3-point distance (44.4%)
- Recorded 15 points and a career-best five blocks in the Bruins' home win over Pepperdine (Nov. 7, 2025)
- Has scored at least 10 points in 12 career games (five times this season, and seven times during the past two seasons)
- Transferred to UCLA in the summer of 2025 after two seasons at Michigan State (2023-24, 2024-25)
- Averaged 4.3 points, 2.0 rebounds and 0.6 blocks in 60 games during two years at Michigan State
- Last season, he scored at least 10 points in five games ... had a career-high 18 points against Oakland University (Dec. 17, 2024)
- Graduated from Cathedral High School in Indianapolis in 2023, prior to enrolling at Michigan State

XAVIER BOOKER'S GAME-BY-GAME (2025-26)

DATE	OPP	G-GS	MIN	FG-FGA	PCT	3FG-A	PCT	FT-FTA	PCT	OR	DR	TOT	PF-DQ	A	TO	BS	S	PTS
11-03	Eastern Washington	1-1	29:37	6-7	.857	0-1	.000	2-2	1.000	3	4	7	0-0	3	0	1	0	14
11-07	Pepperdine	1-1	30:35	5-8	.625	1-2	.500	4-4	1.000	2	3	5	2-0	1	0	5	0	15
11-10	West Georgia	1-1	26:26	2-3	.667	0-1	.000	0-0	.000	1	5	6	2-0	4	1	2	0	4
11-14	vs. Arizona	1-1	31:14	4-7	.571	2-3	.667	0-0	.000	1	6	7	4-0	1	4	1	0	10
11-18	Sacramento State	1-0	19:09	6-8	.750	0-1	.000	0-0	.000	3	5	8	4-0	0	5	0	1	12
11-21	Presbyterian	1-1	20:57	3-4	.750	1-1	1.000	2-2	1.000	0	1	1	0-0	3	0	1	0	9
11-25	vs. California	1-1	31:30	4-9	.444	0-0	.000	2-4	.500	3	1	4	1-0	0	0	3	0	10
TOTALS		7-6	189:28	30-46	.652	4-9	.444	10-12	.833	13	25	38	13-0	12	10	13	1	74

XAVIER BOOKER'S CAREER STATISTICS

SEASON	Yr.	G-GS	MIN	MPG	FG-FGA	PCT	3FG-A	PCT	FT-FTA	PCT	OR	DR	TOT	RPG	PF-DQ	A	TO	BS	S	PTS	PPG
2023-24	¹ FR	27-2	249	9.2	36-82	.439	16-48	.333	12-19	.632	9	37	46	1.7	30-0	6	7	14	3	100	3.7
2024-25	¹ SO	33-3	424	12.8	58-139	.417	17-73	.233	22-28	.786	22	51	73	2.2	41-0	8	29	22	2	155	4.7
2025-26	JR	7-6	189	27.1	30-46	.652	4-9	.444	10-12	.833	13	25	38	5.4	13-0	12	10	13	1	74	10.6
CAREER		67-11	862	12.9	124-267	.464	37-130	.285	44-59	.746	44	113	157	2.3	84-0	26	46	49	6	329	4.9


¹ first two seasons at Michigan State University

JAMAR BROWN (4)

5th YEAR SENIOR – G – 6-5, 200 – Chandler, Ariz. (Hamilton HS / UMKC)

SEASON/CAREER BEST PERFORMANCES

Category	Season High	Career High
Points	10 (twice), last vs. Sacramento State (Nov. 18, 2025)	29 (twice), last vs. North Dakota (Feb. 8, 2025)
Rebounds	7 vs. Presbyterian (Nov. 21, 2025)	16 at Creighton (Nov. 16, 2024)
Assists	3 vs. Sacramento State (Nov. 18, 2025)	6 at Wichita State (Dec. 17, 2024)
Steals	3 vs. Presbyterian (Nov. 21, 2025)	6 at South Dakota (Feb. 22, 2024)
Blocks	1 vs. Eastern Washington (Nov. 3, 2025)	2 (twice), last vs. Omaha (Feb. 19, 2025)
Minutes	29 vs. Eastern Washington (Nov. 3, 2025)	42 vs. North Dakota State (Jan. 11, 2024)
FG Made	3 (4 times), last vs. California (Nov. 25, 2025)	12 vs. Tabor (Dec. 12, 2023)
FG Att.	7 vs. California (Nov. 25, 2025)	21 vs. Tabor (Dec. 12, 2023)
3PFG Made	2 (twice), last vs. California (Nov. 25, 2025)	6 vs. North Dakota (Feb. 8, 2025)
3PFG Att.	5 vs. California (Nov. 25, 2025)	11 (twice), last at South Dakota State (Feb. 22, 2025)
FT Made	3 vs. Sacramento State (Nov. 18, 2025)	13 vs. Denver (Feb. 27, 2025)
FT Att.	3 vs. Sacramento State (Nov. 18, 2025)	14 vs. Denver (Feb. 27, 2025)



JAMAR BROWN (4)
5th-year senior

53 career games, 10 or more points
17 career games, 20 or more points
14 double-doubles

these statistics include Brown's two
seasons at UMKC

KEY NOTES ON JAMAR BROWN

- Has scored 1,041 total NCAA points, now in his third season at an NCAA Division I program (spent the past two years at UMKC)
- Has averaged 7.0 points and 4.7 rebounds in seven games this season ... has averaged 20.8 minutes per game with the Bruins
- Has been averaging 9.08 rebounds per 40 minutes of game action (33 rebounds in 145 minutes)
- Through seven games, has shot 45.7 percent overall (16-for-35) and 35.0 percent from 3-point distance (7-for-20)
- Has shot 10-for-10 at the free throw line, including a perfect 6-for-6 in the Bruins' past three games
- Has scored at least 10 points in 53 career NCAA games (two games this season, 51 games in his prior to seasons at UMKC)
- Has registered 20 or more points in 17 career contests (all while playing at UMKC the past two seasons)
- Finished with 10 points and five rebounds in UCLA's wins against West Georgia and Sacramento State
- Transferred to UCLA in the summer of 2025 after two seasons at the University of Missouri-Kansas City (UMKC)
- Prior to UMKC, played as a freshman and sophomore at Phoenix College in Phoenix, Arizona
- In two seasons at UMKC, averaged 16.0 points, 6.7 rebounds and 1.3 assists in 62 games (61 starts)
- Led UMKC in scoring and rebounding in each of the last two seasons ... shot 45.3 percent from the field and 36.8 from 3-point territory
- Last season, averaged 17.0 points and 7.4 rebounds per game (both team-high averages)
- Last season, ranked second among all players in the Summit League in minutes played per game (33.3 mpg)
- Spent his first two collegiate seasons competing at Phoenix College (junior college in Phoenix, Arizona)

JAMAR BROWN'S GAME-BY-GAME (2025-26)

DATE	OPP	G-GS	MIN	FG-FGA	PCT	3FG-A	PCT	FT-FTA	PCT	OR	DR	TOT	PF-DQ	A	TO	BS	S	PTS
11-03	Eastern Washington	1-1	29:38	2-6	.333	1-4	.250	0-0	.000	2	3	5	1-0	1	1	1	2	5
11-07	Pepperdine	1-0	12:16	2-6	.333	0-3	.000	2-2	1.000	3	2	5	2-0	0	0	0	0	6
11-10	West Georgia	1-0	23:08	3-5	.600	2-3	.667	2-2	1.000	0	5	5	0-0	1	1	0	1	10
11-14	vs. Arizona	1-0	6:56	0-0	.000	0-0	.000	0-0	.000	0	0	0	0-0	0	0	0	0	0
11-18	Sacramento State	1-1	19:20	3-5	.600	1-2	.500	3-3	1.000	1	4	5	3-0	3	2	0	0	10
11-21	Presbyterian	1-0	25:09	3-6	.500	1-3	.333	2-2	1.000	2	5	7	1-0	0	1	0	3	9
11-25	vs. California	1-0	28:56	3-7	.429	2-5	.400	1-1	1.000	1	5	6	4-0	1	1	1	1	9
TOTALS		7-2	145:23	16-35	.457	7-20	.350	10-10	1.000	9	24	33	11-0	6	6	2	7	49

JAMAR BROWN'S CAREER STATISTICS

SEASON	Yr.	G-GS	MIN	MPG	FG-FGA	PCT	3FG-A	PCT	FT-FTA	PCT	OR	DR	TOT	RPG	PF-DQ	A	TO	BS	S	PTS	PPG
2023-24	¹ JR	32-32	1121	35.1	172-379	.454	58-174	.333	79-93	.849	74	122	196	6.1	66-1	46	56	10	32	481	15.0
2024-25	¹ SR	30-29	1001	33.3	167-369	.453	70-174	.402	107-119	.899	97	124	221	7.4	76-2	36	57	9	48	511	17.0
2025-26	5th SR	7-2	145	20.8	16-35	.457	7-20	.350	10-10	1.000	9	24	33	4.7	11-0	6	6	2	7	49	7.0
CAREER		69-63	2267	32.9	355-783	.453	135-368	.367	196-222	.883	180	270	450	6.5	153-3	88	119	21	87	1041	15.1

¹ previous two seasons at UMKC (played at Phoenix College, prior to UMKC)

SKYY CLARK (55)

SENIOR – G – 6-3, 210 – Los Angeles, Calif. (Montverde Academy [FL] / Univ. of Louisville)

SEASON/CAREER BEST PERFORMANCES

Category	Season High	Career High
Points	22 vs. Presbyterian (Nov. 21, 2025)	36 vs. N.C. State (March 12, 2024)
Rebounds	5 vs. California (Nov. 25, 2025)	9 vs. Gonzaga (Dec. 28, 2024)
Assists	3 (twice), last vs. West Georgia (Nov. 10, 2025)	7 (3 times), last at Northwestern (March 3, 2025)
Steals	3 vs. West Georgia (Nov. 10, 2025)	6 vs. New Mexico (Nov. 8, 2024)
Blocks	–	1 (9 times), last at Northwestern (March 3, 2025)
Minutes	32 vs. West Georgia (Nov. 10, 2025)	40 vs. N.C. State (March 12, 2024)
FG Made	9 vs. Presbyterian (Nov. 21, 2025)	12 vs. N.C. State (March 12, 2024)
FG Att.	12 vs. Eastern Washington (Nov. 3, 2025)	17 vs. N.C. State (March 12, 2024)
3PFG Made	3 vs. Sacramento State (Nov. 18, 2025)	7 vs. N.C. State (March 12, 2024)
3PFG Att.	6 vs. Eastern Washington (Nov. 3, 2025)	9 vs. N.C. State (March 12, 2024)
FT Made	3 (twice), last vs. Presbyterian (Nov. 21, 2025)	15 vs. New Mexico State (Nov. 26, 2023)
FT Att.	4 vs. Pepperdine (Nov. 7, 2025)	16 vs. New Mexico State (Nov. 26, 2023)



SKYY CLARK (55)
senior

40 career games, 10 or more points
7 career games, 20 or more points

KEY NOTES ON SKYY CLARK

- Has averaged 10.9 points and 2.7 rebounds in the Bruins' first seven games ... has shot 45.8 percent from the field (27-for-59)
- Totaled 22 points (9-for-11 FGs) in a win over Presbyterian on Friday, Nov. 21, logging his highest single-game point total in two seasons at UCLA
- Has made 12 of 14 free throws (85.7 percent) through seven games this season ... has made each of his last nine consecutive free throw attempts
- Last season, he averaged 8.0 points, 2.9 rebounds and 2.8 assists per game in 32 games (32 starts) as a junior
- Finished last season third on the team in minutes played (26.3 mpg), second in steals (45, 1.3 spg) and third in assists (91, 2.68 apg)
- Led UCLA's team in assist-turnover ratio (2.4-to-1) last season ... recorded 91 assists and 38 turnovers
- Has scored at least 10 points in 40 career games (three times this year, 13 games in 2024-25, 20 games in 2023-24, and four games in 2022-23)
- Averaged 16.0 points per game and shot 52.6 percent (10-for-19) in the Bruins' two NCAA Tournament contests last March (at Rupp Arena in Lexington, Ky.)
- Has totaled at least 20 points in seven career games (once this season, and in six games as a sophomore at Louisville)
- Transferred to UCLA in the summer of 2024 after having competed at Louisville during his sophomore season (2023-24)
- Scored a career-high 36 points in the ACC Tournament in 2024 against N.C. State ... shot 12-for-17 from the field against a team that advanced to the NCAA Final Four
- Grew up in the Los Angeles area and attended Heritage Christian School as a freshman and sophomore

SKYY CLARK'S GAME-BY-GAME (2025-26)

DATE	OPP	G-GS	MIN	FG-FGA	PCT	3FG-A	PCT	FT-FTA	PCT	OR	DR	TOT	PF-DQ	A	TO	BS	S	PTS
11-03	Eastern Washington	1-1	25:03	4-12	.333	2-6	.333	0-1	.000	0	2	2	4-0	3	1	0	1	10
11-07	Pepperdine	1-1	29:44	3-5	.600	2-3	.333	3-4	.750	1	3	4	2-0	0	3	0	2	11
11-10	West Georgia	1-1	32:12	3-8	.375	0-1	.000	2-2	1.000	2	0	2	1-0	3	2	0	3	8
11-14	vs. Arizona	1-1	28:19	3-11	.273	1-4	.250	2-2	1.000	0	2	2	3-0	2	1	0	0	9
11-18	Sacramento State	1-0	19:23	3-4	.750	3-4	.750	0-0	.000	0	1	1	5-1	1	0	0	2	9
11-21	Presbyterian	1-1	24:49	9-11	.818	1-2	.500	3-3	1.000	0	3	3	3-0	1	2	0	2	22
11-25	vs. California	1-1	25:08	2-8	.250	1-4	.250	2-2	1.000	0	5	5	4-0	1	0	0	0	7
TOTALS		7-6	184:38	27-59	.458	10-24	.417	12-14	.857	3	16	19	22-1	11	9	0	10	76

SKYY CLARK'S CAREER STATISTICS

SEASON	Yr.	G-GS	MIN	MPG	FG-FGA	PCT	3FG-A	PCT	FT-FTA	PCT	OR	DR	TOT	RPG	PF-DQ	A	TO	BS	S	PTS	PPG
2022-23	¹ FR	13-12	318	24.4	30-73	.411	15-45	.333	16-23	.696	6	42	48	3.7	36-1	27	27	2	7	91	7.0
2023-24	² SO	29-28	923	31.8	127-308	.412	47-133	.353	83-107	.776	8	81	89	3.1	71-2	87	88	4	30	384	13.2
2024-25	JR	34-34	895	26.3	99-216	.458	48-121	.397	42-54	.778	26	69	95	2.8	76-1	91	38	3	45	288	8.5
2025-26	SR	7-6	184	26.4	27-59	.458	10-24	.417	12-14	.857	3	16	19	2.7	22-1	11	9	0	10	76	10.9
CAREER		83-80	2321	28.0	283-656	.431	120-323	.372	153-198	.773	43	208	251	3.0	205-5	216	162	9	92	839	10.1

1 freshman season at Illinois
2 sophomore season at Louisville

ERIC DAILEY JR. (3)
JUNIOR – G/F – 6-8, 230 – Palmetto, Fla. (IMG Academy / Oklahoma State University)

SEASON/CAREER BEST PERFORMANCES

Category	Season High	Career High
Points	17 vs. California (Nov. 25, 2025)	25 vs. USC (March 8, 2025)
Rebounds	10 vs. Sacramento State (Nov. 18, 2025)	11 (twice), last vs. Oral Roberts (Dec. 17, 2023)
Assists	4 vs. Sacramento State (Nov. 18, 2025)	4 (7 times), last vs. Sacramento State (Nov. 18, 2025)
Steals	1 (twice), last vs. West Georgia (Nov. 10, 2025)	4 vs. Gonzaga (Dec. 28, 2024)
Blocks	1 vs. Sacramento State (Nov. 18, 2025)	1 (10 times), last vs. Sacramento State (Nov. 18, 2025)
Minutes	35 vs. California (Nov. 25, 2025)	35 vs. California (Nov. 25, 2025)
FG Made	7 vs. California (Nov. 25, 2025)	10 vs. USC (March 8, 2025)
FG Att.	15 vs. California (Nov. 25, 2025)	15 (3 times), last vs. California (Nov. 25, 2025)
3PFG Made	3 (twice), last vs. California (Nov. 25, 2025)	4 (twice), last vs. USC (March 8, 2025)
3PFG Att.	7 vs. California (Nov. 25, 2025)	6 vs. Prairie View A&M (Dec. 17, 2024)
FT Made	5 vs. Sacramento State (Nov. 18, 2025)	7 (twice), last vs. Michigan (Jan. 7, 2025)
FT Att.	6 vs. Sacramento State (Nov. 18, 2025)	9 vs. Michigan (Jan. 7, 2025)



ERIC DAILEY JR. (3)
junior

38 career games, 10 or more points
5 career games, 20 or more points
4 career double-doubles

KEY NOTES ON ERIC DAILEY JR.

- Has averaged 12.7 points and 5.5 rebounds in six games ... has shot 54.9 percent overall (28-for-51) and 45.5 percent from 3-point range
- Scored a season-high 17 points in the Bruins' most recent game against California, played in San Francisco (Nov. 25, 2025)
- Recorded his fourth career double-double, with 15 points and 10 rebounds, in the Bruins' victory over Sacramento State (Nov. 18, 2025)
- Did not play in the Bruins' season-opening game (recovery from a left knee injury)
- Last season, he averaged 11.4 points, 4.0 rebounds and 1.4 assists in 33 games
- Was named to the 20-person watch list for the Julius Erving Small Forward of the Year Award
- UCLA has compiled a 19-4 record when he totals at least 10 points in a game (through this season and last season)
- Last season, he sank the game-winning shot with 7.5 seconds left (game was tied, 61-61) to lift UCLA past Michigan State, 63-61, at Pauley Pavilion (Feb. 4, 2025)
- Scored a season-best 25 points in UCLA's 90-63 win at home versus USC (March 8, 2025) ... shot 10-for-13 in the victory over USC
- Shot 4-for-5 from 3-point range (3-for-3 in the second half) in UCLA's 65-62 win against Gonzaga in Inglewood, Calif. (Dec. 28, 2024)
- Has scored at least 10 points in 38 career games (five times this season, 18 games in 2024-25, 15 games at Oklahoma State in 2023-24)
- Has registered at least 20 points in five games (four times last season) ... scored 25 points against USC (March 8) and 23 points versus Iowa (Jan. 17)
- Transferred to UCLA in the summer of 2024 after spending his freshman season at Oklahoma State
- As a freshman at Oklahoma State in 2023-24, he averaged 9.3 points and 4.8 rebounds in 32 games (16 starts)
- His father, Eric Sr., played at TCU and competed professionally around the world for 10 years ... his mother, Shell, played at Texas and has coached at the collegiate and pro levels

ERIC DAILEY JR.'S GAME-BY-GAME (2025-26)

DATE	OPP	G-GS	MIN	FG-FGA	PCT	3FG-A	PCT	FT-FTA	PCT	OR	DR	TOT	PF-DQ	A	TO	BS	S	PTS
11-03	Eastern Washington	—	DNP	—	—	—	—	—	—	—	—	—	—	—	—	—	—	—
11-07	Pepperdine	1-1	25:40	3-4	.750	2-3	.677	2-3	.667	0	4	4	1-0	2	1	0	1	10
11-10	West Georgia	1-1	21:40	5-9	.556	1-2	.500	3-4	.750	1	2	3	1-0	1	2	0	1	14
11-14	vs. Arizona	1-1	32:23	5-10	.500	3-5	.600	0-0	.000	0	5	5	2-0	2	2	0	0	13
11-18	Sacramento State	1-1	29:48	5-10	.500	0-4	.000	5-6	.833	1	9	10	1-0	4	1	1	0	15
11-21	Presbyterian	1-1	17:37	3-3	1.000	1-1	1.000	0-2	.000	0	4	4	2-0	1	2	0	0	7
11-25	vs. California	1-1	35:03	7-15	.467	3-7	.429	0-1	.000	1	6	7	2-0	3	2	0	0	17
TOTALS		6-6	162:11	28-51	.549	10-22	.455	10-16	.625	3	30	33	9-0	13	10	1	2	76

ERIC DAILEY JR.'S CAREER STATISTICS

SEASON	Yr.	G-GS	MIN	MPG	FG-FGA	PCT	3FG-A	PCT	FT-FTA	PCT	OR	DR	TOT	RPG	PF-DQ	A	TO	BS	S	PTS	PPG
2023-24	¹ FR	32-16	715	22.3	112-226	.496	19-57	.333	56-93	.602	48	107	155	4.8	64-1	49	35	4	24	299	9.3
2024-25	SO	33-33	777	23.5	140-276	.507	34-90	.378	62-86	.721	41	90	131	4.0	88-2	45	33	5	42	376	11.4
2025-26	JR	6-6	162	27.0	28-51	.549	10-22	.455	10-16	.625	3	30	33	5.5	9-0	13	10	1	2	76	12.7
CAREER		71-55	1654	23.3	280-553	.506	63-169	.373	128-195	.656	92	227	319	4.5	161-3	107	78	10	68	751	10.6

1 freshman season at Oklahoma State

SENIOR – G – 6-2, 185 – Riverside, Calif. (Centennial HS / Univ. of New Mexico)

Category	Season High
Points	21 vs. Eastern Washington (Nov. 3, 2025)
Rebounds	4 (twice), last vs. California (Nov. 25, 2025)
Assists	9 vs. Eastern Washington (Nov. 3, 2025)
Steals	2 (twice), last vs. Sacramento State (Nov. 18, 2025)
Blocks	1 vs. California (Nov. 25, 2025)
Minutes	36 vs. Eastern Washington (Nov. 3, 2025)
FG Made	8 vs. Eastern Washington (Nov. 3, 2025)
FG Att.	17 vs. Eastern Washington (Nov. 3, 2025)
3PFG Made	1 vs. Eastern Washington (Nov. 3, 2025)
3PFG Att.	3 (twice), last vs. Sacramento State (Nov. 18, 2025)
FT Made	6 vs. Pepperdine (Nov. 7, 2025)
FT Att.	9 vs. Pepperdine (Nov. 7, 2025)

40 vs. VCU (Dec. 18, 2024)
6 (6 times), last vs. Wyoming (Feb. 12, 2025)
14 vs. Utah State (Jan. 16, 2024)
5 (twice), last at Fresno State (Dec. 31, 2024)
3 (3 times), last vs. Utah State (Feb. 16, 2025)
40 vs. Utah State (Feb. 16, 2025)
14 vs. VCU (Dec. 18, 2024)
26 vs. VCU (Dec. 18, 2024)
3 (twice), last vs. Boise State (March 14, 2025)
6 at Air Force (Feb. 8, 2025)
12 vs. Arizona State (Nov. 28, 2024)
15 vs. Arizona State (Nov. 28, 2024)



DONOVAN DENT (2)
senior

71 career games, 10 or more points
28 career games, 20 or more points
5 career games, 30 or more points
7 career double-doubles

- Has averaged 11.0 points, 6.7 assists and 2.5 rebounds per game in six contests
- Has totaled 40 assists and 13 turnovers through 185 minutes ... has registered an assist-turnover ratio of 3.1-to-1
- Transferred to UCLA from the University of New Mexico in the summer of 2025 (spent three seasons at New Mexico)
- Has been listed to the 50-person preseason watch list for the John R. Wooden Award, presented annually by the Los Angeles Athletic Club
- Listed to the 20-person preseason watch list for the NABC's Division I Player of the Year Award
- Named to the 20-person watch list for the Bob Cousy Point Guard of the Year Award
- Has scored at least 10 points in 71 career games and 20 or more points in 28 career contests
- Last season, scored a career-best 40 points in a 78-71 win over VCU (Dec. 18, 2024), with career highs in shots made (14) and shots attempted (26)
- Was listed as an honorable mention All-America selection last season, as a junior at New Mexico (averaged 20.4 points and 6.4 assists per game)
- Was named the Mountain West Conference's Player of the Year last season, scoring in double figures in all 35 games for New Mexico
- Graduated from Corona Centennial High School in 2022 ... had been teammates in high school with UCLA's Eric Freeny and Anthony Peoples Jr.

DATE	OPP	G-GS	MIN	FG-FGA	PCT	3FG-A	PCT	FT-FTA	PCT	OR	DR	TOT	PF-DQ	A	TO	BS	S	PTS
11-03	Eastern Washington	1-1	36:12	8-17	.471	1-3	.333	4-4	1.000	0	4	4	1-0	9	1	0	1	21
11-07	Pepperdine	1-1	35:09	3-8	.375	0-1	.000	6-9	.667	1	1	2	1-0	4	2	0	2	12
11-10	West Georgia	—	DNP	—	—	—	—	—	—	—	—	—	—	—	—	—	—	—
11-14	vs. Arizona	1-1	34:38	5-16	.313	0-0	.000	1-1	1.000	0	3	3	1-0	8	3	0	1	11
11-18	Sacramento State	1-0	23:48	2-9	.222	0-3	.000	1-5	.200	0	1	1	2-0	7	0	0	2	5
11-21	Presbyterian	1-1	24:07	5-9	.556	0-2	.000	4-7	.571	0	1	1	0-0	5	1	0	0	14
11-25	vs. California	1-1	30:59	1-8	.125	0-2	.000	1-4	.250	1	3	4	0-0	7	6	1	1	3
TOTALS		6-5	184:53	24-67	.358	1-11	.091	17-30	.567	2	13	15	5-0	40	13	1	7	66

SEASON	Yr.	G-GS	MIN	MPG	FG-FGA	PCT	3FG-A	PCT	FT-FTA	PCT	OR	DR	TOT	RPG	PF-DQ	A	TO	BS	S	PTS	PPG
2022-23	¹ FR	34-2	629	18.5	69-136	.507	4-19	.211	50-73	.685	10	59	69	2.0	61-1	79	55	25	30	192	5.6
2023-24	¹ SO	35-35	1096	31.3	195-375	.520	15-40	.375	88-129	.682	13	75	88	2.5	67-0	190	79	24	53	493	14.1
2024-25	¹ JR	35-35	1235	35.3	255-520	.490	27-66	.409	178-227	.784	13	69	82	2.3	45-0	224	108	30	48	715	20.4
2025-26	SR	6-5	185	30.8	24-67	.358	1-11	.091	17-30	.567	2	13	15	2.5	5-0	40	13	1	7	66	11.0
CAREER		110-77	3145	28.6	543-1098	.495	47-136	.346	333-459	.725	38	216	254	2.3	178-1	533	255	80	138	1466	13.3

1 freshman season at New Mexico

ERIC FREENY (8)
REDSHIRT FRESHMAN – G – 6-4, 215 – Corona, Calif. (Centennial HS)

SEASON/CAREER BEST PERFORMANCES

Category	Season High	Career High
Points	4 vs. Sacramento State (Nov. 18, 2025)	4 vs. Sacramento State (Nov. 18, 2025)
Rebounds	2 vs. Presbyterian (Nov. 21, 2025)	2 vs. Presbyterian (Nov. 21, 2025)
Assists	1 vs. West Georgia (Nov. 10, 2025)	1 vs. West Georgia (Nov. 10, 2025)
Steals	—	—
Blocks	—	—
Minutes	14 vs. Presbyterian (Nov. 21, 2025)	14 vs. Presbyterian (Nov. 21, 2025)
FG Made	2 vs. Sacramento State (Nov. 18, 2025)	2 vs. Sacramento State (Nov. 18, 2025)
FG Att.	3 vs. Sacramento State (Nov. 18, 2025)	3 vs. Sacramento State (Nov. 18, 2025)
3PFG Made	—	—
3PFG Att.	2 vs. Eastern Washington (Nov. 3, 2025)	2 vs. Eastern Washington (Nov. 3, 2025)
FT Made	2 vs. West Georgia (Nov. 10, 2025)	2 vs. West Georgia (Nov. 10, 2025)
FT Att.	2 vs. West Georgia (Nov. 10, 2025)	2 vs. West Georgia (Nov. 10, 2025)



ERIC FREENY (8)
redshirt freshman

KEY NOTES ON ERIC FREENY

- Redshirted the 2024-25 season ... has four years of eligibility remaining
- Has played in five games this season ... has averaged 1.6 points and 0.8 rebounds per game in 41 minutes off the bench
- Was a four-year varsity basketball letterwinner at Centennial High School in Corona, Calif.
- Was high school teammates earlier in his career with UCLA's Donovan Dent and Anthony Peoples Jr.
- As a high school senior in 2023-24, averaged 19.0 points per game and shot 52 percent from the field
- Secured first-team all-state acclaim in 2024 from Cal-Hi Sports and was honored on the L.A. Times' all-star boys' basketball team
- As a junior in 2022-23, earned All-CIF Southern Section Open Division honors and was a second-team All-Riverside County selection
- Helped Centennial HS to a 30-4 record during his junior season (2022-23)

ERIC FREENY'S GAME-BY-GAME (2025-26)

DATE	OPP	G-GS	MIN	FG-FGA	PCT	3FG-A	PCT	FT-FTA	PCT	OR	DR	TOT	PF-DQ	A	TO	BS	S	PTS
11-03	Eastern Washington	1-0	4:09	0-2	.000	0-2	.000	0-0	.000	0	1	1	0-0	0	0	0	0	0
11-07	Pepperdine	—	DNP	—	—	—	—	—	—	—	—	—	—	—	—	—	—	—
11-10	West Georgia	1-0	9:27	0-1	.000	0-0	.000	2-2	1.000	0	0	0	0-0	1	0	0	0	2
11-14	vs. Arizona	—	DNP	—	—	—	—	—	—	—	—	—	—	—	—	—	—	—
11-18	Sacramento State	1-0	9:17	2-3	.667	0-1	.000	0-0	.000	0	1	1	2-0	0	1	0	0	4
11-21	Presbyterian	1-0	14:21	1-1	1.000	0-0	.000	0-0	.000	1	1	2	1-0	0	1	0	0	2
11-25	vs. California	1-0	3:38	0-2	.000	0-1	.000	0-0	.000	0	0	0	1-0	0	0	0	0	0
TOTALS		5-0	40:53	3-9	.333	0-4	.000	2-2	1.000	1	3	4	4-0	1	2	0	0	8

ERIC FREENY'S CAREER STATISTICS

SEASON	YR	G-GS	MIN	MPG	FG-FGA	PCT	3FG-A	PCT	FT-FTA	PCT	OR	DR	TOT	RPG	PF-DQ	A	TO	BS	S	PTS	PPG
2024-25	—	0-0	0	—	0-0	—	0-0	—	0-0	—	0	0	0	—	0-0	0	0	0	0	0	—
2025-26	FR	5-0	41	8.2	3-9	.333	0-4	.000	2-2	1.000	1	3	4	0.8	4-0	1	2	0	0	8	1.6
CAREER		5-0	41	8.2	3-9	.333	0-4	.000	2-2	1.000	1	3	4	0.8	4-0	1	2	0	0	8	1.6

CHRISTIAN HORRY (7)

REDSHIRT FRESHMAN – G – 6-2, 180 – La Cañada, Calif. (Harvard-Westlake School)

SEASON/CAREER BEST PERFORMANCES

Category	Season High	Career High
Points	—	—
Rebounds	—	—
Assists	—	—
Steals	—	—
Blocks	—	—
Minutes	2 (twice), last vs. Presbyterian (Nov. 21, 2025)	2 (twice), last vs. Presbyterian (Nov. 21, 2025)
FG Made	—	—
FG Att.	1 vs. Presbyterian (Nov. 21, 2025)	1 vs. Presbyterian (Nov. 21, 2025)
3PGF Made	—	—
3PGF Att.	—	—
FT Made	—	—
FT Att.	—	—



CHRISTIAN HORRY (7)
redshirt freshman

KEY NOTES ON CHRISTIAN HORRY

- Has appeared in two games this season ... did not play last season (redshirt year)
- Was a three-year varsity basketball letterwinner at Harvard-Westlake School in Studio City (Los Angeles)
- As a high school senior in 2023-24, averaged 9.0 points, 3.0 rebounds and 4.0 assists per game
- Played alongside UCLA teammate Trent Perry at Harvard-Westlake ... earned second-team All-CIF Southern Section Open Division honors
- Helped his high school team last year to a 33-3 record last season as Harvard-Westlake won the 2024 CIF CIF Southern Section Open Division championship
- His father, Robert Horry, played in the NBA from 1992-2008 and was part of seven NBA championship teams, including the Los Angeles Lakers in 2000, 2001 and 2002

CHRISTIAN HORRY'S GAME-BY-GAME (2025-26)

DATE	OPP	G-GS	MIN	FG-FGA	PCT	3FG-A	PCT	FT-FTA	PCT	OR	DR	TOT	PF-DQ	A	TO	BS	S	PTS
11-03	Eastern Washington	—	DNP	—	—	—	—	—	—	—	—	—	—	—	—	—	—	—
11-07	Pepperdine	—	DNP	—	—	—	—	—	—	—	—	—	—	—	—	—	—	—
11-10	West Georgia	—	DNP	—	—	—	—	—	—	—	—	—	—	—	—	—	—	—
11-14	vs. Arizona	—	DNP	—	—	—	—	—	—	—	—	—	—	—	—	—	—	—
11-18	Sacramento State	1-0	1:43	0-0	.000	0-0	.000	0-0	.000	0	0	0	0-0	0	0	0	0	0
11-21	Presbyterian	1-0	2:11	0-1	.000	0-0	.000	0-0	.000	0	0	0	0-0	0	0	0	0	0
11-25	vs. California	—	DNP	—	—	—	—	—	—	—	—	—	—	—	—	—	—	—
TOTALS		1-0	1:43	0-0	.000	0-0	.000	0-0	.000	0	0	0	0-0	0	0	0	0	0

CHRISTIAN HORRY'S CAREER STATISTICS

SEASON	YR	G-GS	MIN	MPG	FG-FGA	PCT	3FG-A	PCT	FT-FTA	PCT	OR	DR	TOT	RPG	PF-DQ	A	TO	BS	S	PTS	PPG
2024-25	—	0-0	0	—	0-0	—	0-0	—	0-0	—	0	0	0	—	0-0	0	0	0	0	0	—
2025-26	FR	2-0	4	2.0	0-1	.000	0-0	.000	0-0	.000	0	0	0	0.0	0-0	0	0	0	0	0	0.0
CAREER		2-0	4	2.0	0-1	.000	0-0	.000	0-0	.000	0	0	0	0.0	0-0	0	0	0	0	0	0.0

STEVEN JAMERSON II (24)

REDSHIRT SENIOR – F/C – 6-10, 230 – Los Angeles, Calif. (Crespi HS / Univ. of San Diego)

SEASON/CAREER BEST PERFORMANCES

Category	Season High	Career High
Points	7 vs. West Georgia (Nov. 10, 2025)	24 at Pepperdine (Feb. 13, 2025)
Rebounds	4 (twice), last vs. Pepperdine (Nov. 7, 2025)	15 vs. Loyola Marymount (Feb. 1, 2025)
Assists	3 vs. Presbyterian (Nov. 21, 2025)	4 vs. Portland (Feb. 15, 2024)
Steals	3 vs. Arizona (Nov. 14, 2025)	4 vs. Pacific (Dec. 30, 2024)
Blocks	2 vs. Sacramento State (Nov. 18, 2025)	4 at Pacific (Feb. 10, 2024)
Minutes	15 vs. Presbyterian (Nov. 21, 2025)	38 at Pacific (Feb. 10, 2025)
FG Made	2 vs. West Georgia (Nov. 10, 2025)	10 (three times), last at Pepperdine (Feb. 13, 2025)
FG Att.	3 vs. West Georgia (Nov. 10, 2025)	15 at Pepperdine (Feb. 13, 2025)
3PFG Made	—	—
3PFG Att.	—	—
FT Made	3 vs. West Georgia (Nov. 10, 2025)	7 at Santa Clara (Feb. 8, 2025)
FT Att.	4 vs. West Georgia (Nov. 10, 2025)	11 at Santa Clara (Feb. 8, 2025)



STEVEN JAMERSON II (24)
redshirt senior

24 career games, 10 or more points
5 career games, 20 or more points
10 career double-doubles

KEY NOTES ON STEVEN JAMERSON II

- Has averaged 2.1 points and 2.6 rebounds in seven games ... has made 5 of 8 shots from the field (62.5 percent)
- Transferred to UCLA in the summer of 2025 after having spent the past three seasons at the University of San Diego
- Has averaged 7.4 points and 6.6 rebounds in 78 career games, now in his fourth collegiate season
- Last season, finished the year having averaged 10.0 points, 7.8 rebounds and 1.1 steals per game (31 games, making 30 starts at USD)
- Ranked third last year on USD's team in scoring (10.0 ppg) and first in rebounding (7.8 rpg, 242 rebounds)
- Ranked second in the West Coast Conference (WCC) last season in rebounding (7.8 rpg, trailing Mitchell Saxen from Saint Mary's, 7.9 rpg)
- Scored a career-high 24 points in a game at Pepperdine (Feb. 13, 2025), shooting 10 for 15 from the field
- Totaled 10 or more points in 14 games, and had eight games with at least 10 rebounds last season
- Spent his freshman year at Michigan State but did not play on the men's basketball team
- Graduated from Crespi High School in Encino, Calif., in 2021 ... played baseball and basketball at Crespi, focusing on basketball after his sophomore year
- Becomes UCLA's first basketball player out of Crespi High School since guard Russell Stong (2020-23)

STEVEN JAMERSON II'S GAME-BY-GAME (2025-26)

DATE	OPP	G-GS	MIN	FG-FGA	PCT	3FG-A	PCT	FT-FTA	PCT	OR	DR	TOT	PF-DQ	A	TO	BS	S	PTS
11-03	Eastern Washington	1-0	9:34	0-1	.000	0-0	.000	0-2	.000	2	2	4	0-0	0	1	0	1	0
11-07	Pepperdine	1-0	9:25	1-1	1.000	0-0	.000	0-0	.000	3	1	4	3-0	0	2	0	0	2
11-10	West Georgia	1-0	13:34	2-3	.667	0-0	.000	3-4	.750	1	1	2	3-0	1	0	1	1	7
11-14	vs. Arizona	1-0	8:46	0-0	.000	0-0	.000	0-0	.000	0	1	1	0-0	1	3	1	3	0
11-18	Sacramento State	1-1	10:25	0-0	.000	0-0	.000	0-0	.000	2	1	3	1-0	0	2	2	1	0
11-21	Presbyterian	1-0	15:31	1-2	.500	0-0	.000	1-3	.333	0	1	1	3-0	3	0	0	0	3
11-25	vs. California	1-0	8:30	1-1	1.000	0-0	.000	1-2	.500	1	2	3	3-0	1	1	0	0	3
TOTALS		7-1	75:45	5-8	.625	0-0	.000	5-11	.455	9	9	18	13-0	6	9	4	6	15

STEVEN JAMERSON II'S CAREER STATISTICS

SEASON	YR	G-GS	MIN	MPG	FG-FGA	PCT	3FG-A	PCT	FT-FTA	PCT	OR	DR	TOT	RPG	PF-DQ	A	TO	BS	S	PTS	PPG
2022-23	1 st FR	14-7	215	15.4	17-24	.708	0-0	.000	4-6	.667	18	22	40	2.9	41-3	2	9	3	10	38	2.7
2023-24	1 st SO	26-24	672	25.8	98-162	.605	0-0	.000	21-36	.583	91	120	211	8.1	71-4	25	33	25	18	217	8.3
2024-25	1 st JR	31-30	746	24.1	118-212	.557	0-0	.000	74-109	.679	116	126	242	7.8	116-8	31	48	24	33	310	10.0
2025-26	SR	7-1	76	10.8	5-8	.625	0-0	.000	5-11	.455	9	9	18	2.6	13-0	6	9	4	6	15	2.1
CAREER		78-62	1708	21.9	238-406	.586	0-0	.000	104-162	.642	234	277	511	6.6	241-15	64	99	56	67	580	7.4

1 played at the University of San Diego

EVAN MANJIKIAN (21)

REDSHIRT JUNIOR – F – 6-8, 235 – Glendale, California (Sierra Canyon School)



EVAN MANJIKIAN (21)
redshirt junior

SEASON/CAREER BEST PERFORMANCES

Category	Season High	Career High
Points	—	3 vs. Pepperdine (Nov. 23, 2022)
Rebounds	—	1 vs. Pepperdine (Nov. 23, 2022)
Assists	—	—
Steals	—	—
Blocks	—	—
Minutes	—	2 vs. Pepperdine (Nov. 23, 2022)
FG Made	—	1 vs. Pepperdine (Nov. 23, 2022)
FG Att.	—	1 (twice), last vs. Denver (Dec. 10, 2022)
3PFG Made	—	1 vs. Pepperdine (Nov. 23, 2022)
3PFG Att.	—	1 (twice), last vs. Denver (Dec. 10, 2022)
FT Made	—	—
FT Att.	—	—

KEY NOTES ON EVAN MANJIKIAN

- Has entered his fourth year in the program in 2025-26 ... did not play the past two seasons (2023-24, 2024-25) ... played in two games as a true freshman in 2022-23
- Made a 3-pointer on his first-ever collegiate shot attempt in the final two minutes of the Bruins' win against Pepperdine during his first season (Nov. 23, 2022)
- Was a two-year varsity basketball letterwinner at Sierra Canyon School (Chatsworth, Calif.) ... spent his first two years of high school at Crescenta Valley HS
- As a senior in 2021-22 at Sierra Canyon, averaged 3.2 points and 3.4 rebounds per game ... played in 26 contests and shot 52 percent from the field
- Helped Sierra Canyon to a 26-5 overall record as a senior ... advanced to the CIF State Open Division regional title contest in March of 2022
- His older cousin, Sooren Derboghosian, competed on the UCLA men's basketball team for two seasons (2012-13, 2013-14)

EVAN MANJIKIAN'S GAME-BY-GAME (2025-26)

DATE	OPP	G-GS	MIN	FG-FGA	PCT	3FG-A	PCT	FT-FTA	PCT	OR	DR	TOT	PF-DQ	A	TO	BS	S	PTS
11-03	Eastern Washington	—	DNP	—	—	—	—	—	—	—	—	—	—	—	—	—	—	—
11-07	Pepperdine	—	DNP	—	—	—	—	—	—	—	—	—	—	—	—	—	—	—
11-10	West Georgia	—	DNP	—	—	—	—	—	—	—	—	—	—	—	—	—	—	—
11-14	vs. Arizona	—	DNP	—	—	—	—	—	—	—	—	—	—	—	—	—	—	—
11-18	Sacramento State	—	DNP	—	—	—	—	—	—	—	—	—	—	—	—	—	—	—
11-21	Presbyterian	—	DNP	—	—	—	—	—	—	—	—	—	—	—	—	—	—	—
11-25	vs. California	—	DNP	—	—	—	—	—	—	—	—	—	—	—	—	—	—	—
TOTALS		—	—	—	—	—	—	—	—	—	—	—	—	—	—	—	—	—

EVAN MANJIKIAN'S CAREER STATISTICS

SEASON	Yr.	G-GS	MIN	MPG	FG-FGA	PCT	3FG-A	PCT	FT-FTA	PCT	OR	DR	TOT	RPG	PF-DQ	A	TO	BS	S	PTS	PPG
2022-23	FR	2-0	3	1.6	1-2	.500	1-2	.500	0-0	.000	0	1	1	0.5	0-0	0	0	0	0	3	3.0
2023-24	—	0-0	0	—	0-0	—	0-0	—	0-0	—	0	0	0	—	0-0	0	0	0	0	0	—
2024-25	SO	0-0	0	—	0-0	—	0-0	—	0-0	—	0	0	0	—	0-0	0	0	0	0	0	—
2025-26	JR	0-0	0	—	0-0	—	0-0	—	0-0	—	0	0	0	—	0-0	0	0	0	0	0	—
CAREER		2-0	3	1.6	1-2	.500	1-2	.500	0-0	.000	0	1	1	0.5	0-0	0	0	0	0	3	3.0

ANTHONY PEOPLES JR.
REDSHIRT SENIOR – F/C – 6-9, 230 – Corona, Calif. (Centennial HS / North Carolina Central Univ.)

SEASON/CAREER BEST PERFORMANCES

Category	Season High	Career High
Points	–	16 vs. St. Andrews (Dec. 31, 2024)
Rebounds	1 vs. Presbyterian (Nov. 21, 2025)	11 vs. Evergreen State (Dec. 1, 2023)
Assists	–	3 (twice), last at Walla Walla (Dec. 7, 2023)
Steals	–	1 (8 times), last vs. Delaware State (Jan. 13, 2025)
Blocks	–	4 (twice), last vs. Oregon Tech (March 2, 2024)
Minutes	3 vs. Presbyterian (Nov. 21, 2025)	25 at Corban (Dec. 17, 2022)
FG Made	–	8 vs. St. Andrews (Dec. 31, 2024)
FG Att.	–	13 vs. St. Andrews (Dec. 31, 2024)
3PFG Made	–	1 (5 times), last vs. Maryland Eastern Shore (Jan. 11, 2025)
3PFG Att.	–	4 at Montana Tech (Nov. 18, 2022)
FT Made	–	7 at Multnomah (Jan. 21, 2024)
FT Att.	–	8 vs. Southern Oregon (Jan. 14, 2023)



ANTHONY PEOPLES JR. (23)
redshirt senior

10 career games, 10 or more points
1 career game, 20 or more points
4 career games, 10 or more rebounds
2 career double-doubles

KEY NOTES ON ANTHONY PEOPLES JR.

- Transferred to UCLA in the summer of 2025 after having played at two different schools over the past three years
- Has played in 71 collegiate games (two games this season) ... this is his final season of collegiate eligibility (enrolled in graduate school at UCLA)
- Has scored at least 10 points in 15 career games ... includes three games in 2022-23, 11 games in 2023-24 and one game last season
- Played in eight games last season at North Carolina Central ... his action last year was limited due to a right knee injury
- Competed in all 33 games at Lewis-Clark State College during the 2023-24 school year, averaging 6.7 points and 3.5 rebounds per game
- During his sophomore season (2023-24), was tied for the team lead at Lewis-Clark State College with 24 blocked shots
- While at Corona Centennial High School, was teammates late in his high school career with UCLA's Donovan Dent and Eric Freeny

ANTHONY PEOPLES JR.'S GAME-BY-GAME (2025-26)

DATE	OPP	G-GS	MIN	FG-FGA	PCT	3FG-A	PCT	FT-FTA	PCT	OR	DR	TOT	PF-DQ	A	TO	BS	S	PTS
11-03	Eastern Washington	–	DNP	–	–	–	–	–	–	–	–	–	–	–	–	–	–	–
11-07	Pepperdine	–	DNP	–	–	–	–	–	–	–	–	–	–	–	–	–	–	–
11-10	West Georgia	–	DNP	–	–	–	–	–	–	–	–	–	–	–	–	–	–	–
11-14	vs. Arizona	–	DNP	–	–	–	–	–	–	–	–	–	–	–	–	–	–	–
11-18	Sacramento State	1-0	1:43	0-0	.000	0-0	.000	0-0	.000	0	0	0	0-0	0	0	0	0	0
11-21	Presbyterian	1-0	3:32	0-0	.000	0-0	.000	0-0	.000	0	1	1	1-0	0	0	0	0	0
11-25	vs. California	–	DNP	–	–	–	–	–	–	–	–	–	–	–	–	–	–	–
TOTALS		2-0	5:15	0-0	.000	0-0	.000	0-0	.000	0	1	1	1-0	0	0	0	0	0

ANTHONY PEOPLES JR.'S CAREER STATISTICS

SEASON	Yr.	G-GS	MIN	MPG	FG-FGA	PCT	3FG-A	PCT	FT-FTA	PCT	OR	DR	TOT	RPG	PF-DQ	A	TO	BS	S	PTS	PPG
2021-22	¹ –	0-0	0	–	0-0	–	0-0	–	0-0	–	0	0	0	–	0-0	0	0	0	0	0	–
2022-23	² FR	28-0	399	14.3	43-112	.384	3-15	.200	16-30	.533	32	41	73	2.6	50-2	4	24	14	3	105	3.8
2023-24	² SO	33-2	534	16.2	93-157	.592	0-0	–	34-58	.586	45	69	114	3.5	67-0	18	26	24	4	220	6.7
2024-25	³ JR	8-0	96	12.0	16-32	.500	2-8	.250	6-9	.667	12	7	19	2.4	14-1	4	3	2	1	40	5.0
2025-26	SR	2-0	5	2.6	0-0	.000	0-0	.000	0-0	.000	0	0	1	0.5	1-0	0	0	0	0	0	0.0
CAREER		71-2	1034	14.6	152-301	.505	5-23	.217	56-97	.577	89	117	207	2.9	132-3	26	53	40	8	365	5.1

1 redshirt season at The Master's University
2 played two seasons at Lewis-Clark State College in Idaho
3 played last season at North Carolina Central

TRENT PERRY (0)
SOPHOMORE – G – 6-4, 190 – West Covina, Calif. (Harvard-Westlake School)

SEASON/CAREER BEST PERFORMANCES

Category	Season High	Career High
Points	17 (twice), last vs. California (Nov. 25, 2025)	17 (twice), last vs. California (Nov. 25, 2025)
Rebounds	5 vs. West Georgia (Nov. 10, 2025)	5 (twice), last vs. West Georgia (Nov. 10, 2025)
Assists	9 vs. West Georgia (Nov. 10, 2025)	9 vs. West Georgia (Nov. 10, 2025)
Steals	3 vs. Presbyterian (Nov. 21, 2025)	3 (twice), last vs. Presbyterian (Nov. 21, 2025)
Blocks	–	1 (3 times), last vs. Wisconsin (March 14, 2025)
Minutes	37 vs. West Georgia (Nov. 10, 2025)	37 vs. West Georgia (Nov. 10, 2025)
FG Made	5 (3 times), last vs. California (Nov. 25, 2025)	5 (3 times), last vs. California (Nov. 25, 2025)
FG Att.	11 vs. West Georgia (Nov. 10, 2025)	11 (twice), last vs. West Georgia (Nov. 10, 2025)
3PFG Made	2 (twice), last vs. Sacramento State (Nov. 18, 2025)	2 (3 times), last vs. Sacramento State (Nov. 18, 2025)
3PFG Att.	5 vs. West Georgia (Nov. 10, 2025)	5 vs. West Georgia (Nov. 10, 2025)
FT Made	6 vs. California (Nov. 25, 2025)	6 (twice), last vs. California (Nov. 25, 2025)
FT Att.	9 vs. California (Nov. 25, 2025)	9 vs. California (Nov. 25, 2025)



TRENT PERRY (0)
sophomore

7 career games, 10 or more points

KEY NOTES ON TRENT PERRY

- Has averaged 11.0 points and 2.6 rebounds in the Bruins' first seven games ... has shot 52.9 percent from the field (27-for-51)
- Has twice scored a career-best 17 points this season ... had 17 points and nine assists against Pepperdine (Nov. 7) and had 17 points against California (Nov. 25)
- Has recorded a career assist-turnover ratio of 1.7-to-1 (42 career assists and 25 turnovers, through 39 games)
- Has attempted at least one free throw in all seven games for UCLA this season (has made 16 of 23 total free throw attempts)
- Last season, averaged 3.7 points and 1.7 rebounds in 32 games ... shot 36.9 percent overall and 34.3 percent from 3-point territory
- Has scored 10 or more points in seven career games (four games this season, and three games last season)
- Was the only true freshman to play for UCLA in 2024-25 ... played a season-high 24-plus minutes in a home win over Lehigh (Nov. 15, 2024)
- Finished last season shooting 86.3 percent at the free throw line (44-for-51), the highest percentage of any player on the team with at least 25 free throw attempts
- Was a four-year varsity basketball letterwinner at Harvard-Westlake School in Studio City (Los Angeles)
- Earned McDonald's All-America honors as a senior in 2023-24 ... averaged 18.6 points, 6.1 rebounds and 5.9 assists per game last season
- Was ranked as high as No. 27, nationally, in his high school class by ESPN.com ... also was listed the No. 33 player in his class by 247Sports.com
- Was honored as the 2024 Gatorade California Boys Basketball Player of the Year as a senior ... was the 2024 CIF Southern Section Open Division Player of the Year
- Led Harvard-Westlake to the 2024 CIF Southern Section Open Division title ... in 2023, Harvard-Westlake won the CIF State Open Division Championship

TRENT PERRY'S GAME-BY-GAME (2025-26)

DATE	OPP	G-GS	MIN	FG-FGA	PCT	3FG-A	PCT	FT-FTA	PCT	OR	DR	TOT	PF-DQ	A	TO	BS	S	PTS
11-03	Eastern Washington	1-0	25:47	5-8	.625	1-4	.250	0-1	.000	0	1	1	2-0	1	2	0	0	11
11-07	Pepperdine	1-0	21:13	4-9	.444	0-4	.000	1-2	.500	0	4	4	3-0	3	0	0	1	9
11-10	West Georgia	1-1	37:13	5-11	.455	2-5	.400	5-6	.833	0	5	5	1-0	9	2	0	1	17
11-14	vs. Arizona	1-0	17:46	1-1	1.000	0-0	.000	1-2	.500	2	0	2	1-0	0	0	0	0	3
11-18	Sacramento State	1-1	27:17	4-7	.571	2-3	.667	1-1	1.000	0	2	2	1-0	1	2	0	0	11
11-21	Presbyterian	1-0	24:49	3-6	.500	1-1	1.000	2-2	1.000	0	1	1	2-0	3	2	0	3	9
11-25	vs. California	1-0	24:53	5-9	.556	1-2	.500	6-9	.667	2	1	3	2-0	3	1	0	0	17
TOTALS		7-2	178:38	27-51	.529	7-19	.368	16-23	.696	4	14	18	12-0	20	9	0	5	77

TRENT PERRY'S CAREER STATISTICS

SEASON	Yr.	G-GS	MIN	MPG	FG-FGA	PCT	3FG-A	PCT	FT-FTA	PCT	OR	DR	TOT	RPG	PF-DQ	A	TO	BS	S	PTS	PPG
2024-25	FR	32-0	363	11.3	31-84	.369	12-35	.343	44-51	.863	17	36	53	1.7	34-0	22	16	3	19	118	3.7
2025-26	SO	7-2	179	25.5	27-51	.529	7-19	.368	16-23	.696	4	14	18	2.6	12-0	20	9	0	5	77	11.0
CAREER		39-2	542	13.9	58-135	.430	19-54	.352	60-74	.811	21	50	71	1.8	46-0	42	25	3	24	195	5.0

JACK SEIDLER (30)

REDSHIRT JUNIOR – G – 6-4, 215 – Marlboro, New Jersey (Marlboro High School)

SEASON/CAREER BEST PERFORMANCES

Category	Season High	Career High
Points	2 vs. Sacramento State (Nov. 18, 2025)	2 (twice), last vs. Sacramento State (Nov. 18, 2025)
Rebounds	2 vs. Sacramento State (Nov. 18, 2025)	2 vs. Sacramento State (Nov. 18, 2025)
Assists	–	–
Steals	–	–
Blocks	–	–
Minutes	2 vs. Sacramento State (Nov. 18, 2025)	4 vs. Lehigh (Nov. 15, 2024)
FG Made	1 vs. Sacramento State (Nov. 18, 2025)	1 (twice), last vs. Sacramento State (Nov. 18, 2025)
FG Att.	2 vs. Sacramento State (Nov. 18, 2025)	2 (twice), last vs. Sacramento State (Nov. 18, 2025)
3PFG Made	–	–
3PFG Att.	–	1 (twice), last vs. USC (March 8, 2024)
FT Made	–	–
FT Att.	1 vs. Presbyterian (Nov. 21, 2025)	1 vs. Presbyterian (Nov. 21, 2025)



JACK SEIDLER (30)
redshirt junior

KEY NOTES ON JACK SEIDLER

- Currently in his fourth season in UCLA's program ... has played in nine career games (two games this season)
- Has made 2 of 7 shot attempts in two seasons on the court ... was 1-for-2 in the Bruins' win against Sacramento State this season (Nov. 18, 2025)
- Scored his first collegiate points on a spin move and layup early last season in an 88-43 win over Southern Utah (Nov. 26, 2024)
- Made his collegiate debut in the Bruins' 71-40 win last fall against Boston University (Nov. 11, 2024)
- Was a four-year varsity basketball letterwinner at Marlboro High School (Marlboro, N.J.)
- Concluded his high school career as Marlboro's all-time leading scorer with 1,503 career points
- Twice earned first-team All-Shore Conference acclaim ... in all, earned all-league honors in three seasons
- Averaged a team-leading 20.9 points as a high school senior (2021-22) ... averaged 6.0 rebounds and 1.5 assists in 31 games during his senior season
- Seidler's hometown (Marlboro, N.J.) is approximately 52 miles south of New York City

JACK SEIDLER'S GAME-BY-GAME (2025-26)

DATE	OPP	G-GS	MIN	FG-FGA	PCT	3FG-A	PCT	FT-FTA	PCT	OR	DR	TOT	PF-DQ	A	TO	BS	S	PTS
11-03	Eastern Washington	–	DNP	–	–	–	–	–	–	–	–	–	–	–	–	–	–	–
11-07	Pepperdine	–	DNP	–	–	–	–	–	–	–	–	–	–	–	–	–	–	–
11-10	West Georgia	–	DNP	–	–	–	–	–	–	–	–	–	–	–	–	–	–	–
11-14	vs. Arizona	–	DNP	–	–	–	–	–	–	–	–	–	–	–	–	–	–	–
11-18	Sacramento State	1-0	2:04	1-2	.500	0-0	.000	0-0	.000	0	2	2	0-0	0	0	0	0	2
11-21	Presbyterian	1-0	2:32	0-1	.000	0-0	.000	0-1	.000	0	1	1	0-0	0	0	0	0	0
11-25	vs. California	–	DNP	–	–	–	–	–	–	–	–	–	–	–	–	–	–	–
TOTALS		2-0	4:36	1-3	.333	0-0	.000	0-1	.000	0	3	3	0-0	0	0	0	0	2

JACK SEIDLER'S CAREER STATISTICS

SEASON	Yr.	G-GS	MIN	MPG	FG-FGA	PCT	3FG-A	PCT	FT-FTA	PCT	OR	DR	TOT	RPG	PF-DQ	A	TO	BS	S	PTS	PPG
2022-23	–	0-0	0	–	0-0	–	0-0	–	0-0	–	0	0	0	–	0-0	0	0	0	0	0	–
2023-24	FR	0-0	0	–	0-0	–	0-0	–	0-0	–	0	0	0	–	0-0	0	0	0	0	0	–
2024-25	SO	7-0	15	2.1	1-4	.250	0-2	.000	0-0	.000	0	1	1	0.1	0-0	0	0	0	0	2	0.3
2025-26	JR	2-0	5	2.3	1-3	.333	0-0	.000	0-1	.000	0	3	3	1.5	0-0	0	0	0	0	2	1.0
CAREER		9-0	19	2.1	2-7	.286	0-2	.000	0-1	.000	0	4	4	0.4	0-0	0	0	0	0	4	0.4

BRANDON WILLIAMS (5)

REDSHIRT SOPHOMORE – G/F – 6-7, 230 – Queens, N.Y. (Christ the King High School)

SEASON/CAREER BEST PERFORMANCES

Category	Season High	Career High
Points	11 vs. Presbyterian (Nov. 21, 2025)	13 at Arizona State (Jan. 17, 2024)
Rebounds	7 vs. Presbyterian (Nov. 21, 2025)	6 vs. USC (Feb. 24, 2024)
Assists	3 vs. Sacramento State (Nov. 18, 2025)	3 (twice), last vs. Sacramento State (Nov. 18, 2025)
Steals	1 (twice), last vs. Presbyterian (Nov. 21, 2025)	2 vs. Ohio State (Dec. 16, 2023)
Blocks	1 vs. Eastern Washington (Nov. 3, 2025)	1 (3 times), last vs. Oregon State (March 13, 2024)
Minutes	25 vs. Presbyterian (Nov. 21, 2025)	33 at California (Feb. 10, 2024)
FG Made	4 vs. Presbyterian (Nov. 21, 2025)	5 (twice), last at Arizona State (Jan. 17, 2024)
FG Att.	7 vs. Presbyterian (Nov. 21, 2025)	8 vs. Oregon State (March 13, 2024)
3PFG Made	1 (twice), last vs. Presbyterian (Nov. 21, 2025)	1 (9 times), last vs. Presbyterian (Nov. 21, 2025)
3PFG Att.	3 vs. West Georgia (Nov. 10, 2025)	3 (twice), last vs. Colorado (Feb. 15, 2024)
FT Made	2 (twice), last vs. Presbyterian (Nov. 21, 2025)	2 (7 times), last vs. Presbyterian (Nov. 21, 2025)
FT Att.	5 vs. Sacramento State (Nov. 18, 2025)	5 vs. Sacramento State (Nov. 18, 2025)



BRANDON WILLIAMS (5)
redshirt sophomore

3 career games, 10 or more points

KEY NOTES ON BRANDON WILLIAMS

- Has averaged 3.1 points and 2.4 rebounds in seven games this season (has made three starts)
- Totaled 11 points and seven rebounds in a win at home against Presbyterian (Nov. 21, 2025)
- Has scored at least 10 points in three career games (once this season, twice as a freshman in 2023-24)
- Redshirted the 2024-25 season ... played for UCLA as a true freshman in 2023-24
- As a freshman in 2023-24, averaged 3.1 points and 2.2 rebounds in 32 games (14 starts)
- Scored a season-high 13 points in UCLA's 68-66 win at Arizona State (Jan. 17, 2024) ... made 5 of 6 shots in a victory at Arizona State
- Was a four-year varsity basketball letterwinner at Christ the King High School in New York City ... grew up in Queens, N.Y.
- Spent his final two seasons at Christ the King as teammates for current Bruins' freshman Markell Alston
- Entered his freshman season as the Pac-12's youngest player during the 2023-24 basketball season (he turned 19 in 2025)
- Was ranked as the No. 66 player in his high school class in 2022-23, nationally, in the "Top247" 247Sports.com rankings (also was listed No. 75 by ESPN.com)
- Both 247Sports.com and ESPN.com listed him as the No. 1-ranked player in the state of New York in his high school class

BRANDON WILLIAMS' GAME-BY-GAME (2025-26)

DATE	OPP	G-GS	MIN	FG-FGA	PCT	3FG-A	PCT	FT-FTA	PCT	OR	DR	TOT	PF-DQ	A	TO	BS	S	PTS
11-03	Eastern Washington	1-0	8:19	0-1	.000	0-0	.000	0-0	.000	1	0	1	1-0	1	2	1	0	0
11-07	Pepperdine	1-0	7:29	0-2	.000	0-1	.000	0-0	.000	0	0	0	0-0	0	0	0	0	0
11-10	West Georgia	1-0	7:54	0-3	.000	0-3	.000	0-0	.000	0	1	1	1-0	0	0	0	0	0
11-14	vs. Arizona	1-0	7:25	0-3	.000	0-1	.000	0-0	.000	2	0	2	1-0	0	0	0	0	0
11-18	Sacramento State	1-1	17:47	1-5	.200	1-2	.500	2-5	.400	3	1	4	1-0	3	0	0	1	5
11-21	Presbyterian	1-1	24:45	4-7	.571	1-2	.500	2-2	1.000	2	5	7	2-0	1	2	0	1	11
11-25	vs. California	1-1	11:23	3-5	.600	0-1	.000	0-0	.000	1	1	2	2-0	1	0	0	0	6
TOTALS		7-3	85:02	8-26	.308	2-10	.200	4-7	.571	9	8	17	8-0	6	4	1	2	22

BRANDON WILLIAMS' CAREER STATISTICS

SEASON	Yr.	G-GS	MIN	MPG	FG-FGA	PCT	3FG-A	PCT	FT-FTA	PCT	OR	DR	TOT	RPG	PF-DQ	A	TO	BS	S	PTS	PPG
2023-24	FR	32-14	558	17.4	40-112	.357	7-28	.250	13-21	.619	28	42	70	2.2	58-0	17	12	3	7	100	3.1
2024-25	—	0-0	—	—	—	—	—	—	—	—	—	—	—	—	—	—	—	—	—	—	—
2025-26	SO	7-3	85	12.1	8-26	.308	2-10	.200	4-7	.571	9	8	17	2.4	8-0	6	4	1	2	22	3.1
CAREER		39-17	643	16.5	48-138	.348	9-38	.237	17-28	.607	37	50	87	2.2	66-0	23	16	4	9	122	3.1

TEAM SUPERLATIVES (2016-17 THROUGH 2025-26)

Single-Game Bests (UCLA)

POINTS

Player	PTS	Opponent	Site	Date
Bryce Alford	37	Colorado	Boulder, Colo.	01/12/17
Kris Wilkes	34	Arizona	Pauley Pavilion	01/26/19
Aaron Holiday	34	Stanford	Las Vegas, Nev.	03/08/18
Aaron Holiday	34	USC	Galen Center	03/03/18

NOTE: last player with 33 points in a game for UCLA, **Aaron Holiday**, versus Washington State in the Bruins' 96-82 win in Pauley Pavilion on Dec. 29, 2017.

MOST POINTS IN ONE HALF

Player	PTS	Opponent	Site	Date
Jaylen Hands	27	Oregon (2nd half)	Pauley Pavilion	02/23/19
Kris Wilkes	26	Arizona (2nd half)	Pauley Pavilion	01/26/19
Isaac Hamilton	25	Arizona State (1st half)	Pauley Pavilion	01/19/17
Bryce Alford	25	Colorado (2nd half)	Boulder, Colo.	01/12/17
Aaron Holiday	23	Washington State (2nd half)	Pauley Pavilion	12/29/17

REBOUNDS

Player	REBS	Opponent	Site	Date
Jalen Hill	20	Presbyterian	Pauley Pavilion	11/19/18
Moses Brown	17	Purdue Fort Wayne	Pauley Pavilion	11/06/18
Thomas Welsh	17	Arizona	Las Vegas, Nev.	03/09/18
Thomas Welsh	17	Oregon State	Pauley Pavilion	02/15/18

ASSISTS

Player	AST	Opponent	Site	Date
Tyger Campbell	14	Arizona State	Pauley Pavilion	02/27/20
Lonzo Ball	14	Washington State	Pauley Pavilion	03/04/17
Lonzo Ball	13	UC Riverside	Pauley Pavilion	11/30/16

BLOCKS

Player	BLK	Opponent	Site	Date
Moses Brown	8	Saint Francis (Pa.)	Pauley Pavilion	11/16/18
Adem Bona	7	Arizona State	Tempe, Ariz.	01/17/24

NOTE: last player with five blocks for UCLA, **Xavier Booker**, versus Pepperdine in Pauley Pavilion on Nov. 7, 2025. No player during this time has totaled exactly six blocks.

STEALS

Player	STL	Opponent	Site	Date
Jaylen Clark	7	Sacramento State	Pauley Pavilion	11/07/22
Kobe Johnson	6	Cal State Fullerton	Pauley Pavilion	11/22/24
Skyr Clark	6	New Mexico, Calif.	Henderson, Nev.	11/08/24

NOTE: last player with five steals in a game for UCLA, **Sebastian Mack**, against Chaminade University in the Bruins' 76-48 win in Honolulu, Hawaii, on Nov. 21, 2023.

FIELD GOALS MADE

Player	FG/ATT	Opponent	Site	Date
TJ Leaf	14/18	Washington State	Pullman, Wash.	02/01/17
Jaime Jaquez Jr.	13/17	Bellarmino	Pauley Pavilion	11/27/22

FIELD GOALS ATTEMPTED

Player	FG/ATT	Opponent	Site	Date
Aaron Holiday	12/25	Stanford	Las Vegas, Nev.	03/08/18
Johnny Juzang	9/24	Villanova	Pauley Pavilion	11/12/21

NOTE: last player with 23 attempts in a game for UCLA, **Jaime Jaquez Jr.**, shot 11-for-23 in a victory at home against Colorado on Jan. 14, 2023.

3-POINTERS MADE

Player	FG/ATT	Opponent	Site	Date
Isaac Hamilton	9/14	Arizona State	Pauley Pavilion	01/19/17
Bryce Alford	9/14	Colorado	Boulder, Colo.	01/12/17

3-POINTERS ATTEMPTED

Player	FG/ATT	Opponent	Site	Date
Bryce Alford	8/14	Washington	Pauley Pavilion	03/01/17
Isaac Hamilton	9/14	Arizona State	Pauley Pavilion	01/19/17
Bryce Alford	9/14	Colorado	Boulder, Colo.	01/12/17

MINUTES PLAYED

Player	MIN	Opponent	Site	Date
Jaime Jaquez Jr.	55	Pepperdine (3-OT)	San Diego, Calif.	11/27/20
Tyger Campbell	52	Pepperdine (3-OT)	San Diego, Calif.	11/27/20
Johnny Juzang	51	Arizona State (3-OT)	Tempe, Ariz.	02/05/22

Single-Game Bests (Opponents)

POINTS

Player	PTS	Opponent	Site	Date
De'Aaron Fox	39	Kentucky	Memphis, Tenn.	03/24/17
Jahmir Young	37	Maryland	Pauley Pavilion	12/22/23
Vladislav Goldin	36	Michigan	Pauley Pavilion	01/07/25
Drew Timme	36	Gonzaga	Las Vegas, Nev.	03/23/23

MOST POINTS IN ONE HALF

Player	PTS	Opponent	Site	Date
Dawson Garcia	27	Minnesota (2nd half)	Pauley Pavilion	02/18/25
Boogie Ellis	27	USC (2nd half)	Galen Center (L.A.)	01/26/23
Caleb Love	27	North Carolina (2nd half)	Philadelphia, Pa.	03/25/22
Alonzo Verge Jr.	24	Arizona State (2nd half)	Tempe, Ariz.	02/06/20
Adam Flagler	24	Presbyterian (2nd half)	Pauley Pavilion	11/19/18
De'Aaron Fox	24	Kentucky (2nd half)	Memphis, Tenn.	03/24/17

REBOUNDS

Player	REBS	Opponent	Site	Date
Zylan Cheatham	20	Arizona State	Pauley Pavilion	01/24/19
Ivan Rabb	20	California	Pauley Pavilion	01/05/17
Mouhamed Gueye	18	Washington State	Pullman, Wash.	12/30/22

ASSISTS

Player	AST	Opponent	Site	Date
Sahvir Wheeler	11	Washington	Seattle, Wash.	02/29/24
Daejon Davis	11	Stanford	Stanford, Calif.	02/16/19
Remy Martin	11	Arizona State	Pauley Pavilion	01/24/19

BLOCKS

Player	BLK	Opponent	Site	Date
Oumar Ballo	6	Arizona	Las Vegas, Nev.	03/12/22
multiple players	5	—	—	—

NOTE: last opposing player with five blocks in a game, **Kenneth Chime**, of West Georgia in UCLA's 83-62 win inside Pauley Pavilion on Nov. 10, 2025.

STEALS

Player	STL	Opponent	Site	Date
Matisse Thybulle	7	Washington	Seattle, Wash.	02/02/19
Darius McNeill	7	California	Pauley Pavilion	01/05/19
Chris Duarte	6	Oregon	Eugene, Ore.	01/26/20
Matisse Thybulle	6	Washington	Seattle, Wash.	02/04/17

FIELD GOALS MADE

Player	FG/ATT	Opponent	Site	Date
Drew Timme	16/24	Gonzaga	Las Vegas, Nev.	03/23/23
Anton Watson	14/15	Gonzaga	Honolulu, Hawaii	11/22/23
multiple players	13 made FG	—	—	—

NOTE: last opposing player with 13 made shots in a game, **Vladislav Goldin**, of Michigan (13-for-18) ... game was played in Pauley Pavilion on Jan. 7, 2025.

FIELD GOALS ATTEMPTED

Player	FG/ATT	Opponent	Site	Date
Colbey Ross	10/25	Pepperdine	San Diego, Calif.	11/27/20
Jordan Howard	13/25	Central Arkansas	Pauley Pavilion	11/15/17
Drew Timme	16/24	Gonzaga	Las Vegas, Nev.	03/23/23
Caleb Love	11/24	North Carolina	Philadelphia, Pa.	03/25/22
Remy Martin	11/24	Arizona State	Pauley Pavilion	02/27/20

3-POINTERS MADE

Player	FG/ATT	Opponent	Site	Date
Jordan Howard	8/15	Central Arkansas	Pauley Pavilion	11/15/17
Terrence Shannon Jr.	8/9	Illinois	Las Vegas, Nev.	11/18/22
four players	7 made 3-PT	—	—	—

NOTE: last opposing player to have made seven 3-pointers in a game was **Rob Edwards** of Arizona State (7-for-9) ... game was played in Pauley Pavilion on Feb. 27, 2020 (UCLA won, 75-72).

3-POINTERS ATTEMPTED

Player	FG/ATT	Opponent	Site	Date
Bennie Boatwright	7/17	USC	Pauley Pavilion	02/28/19
Jordan Howard	8/15	Central Arkansas	Pauley Pavilion	11/15/17

NOTE: last opposing player with 14 attempted 3-pointers in a game was **Jonah Mathews** of USC (5-for-14) ... game was played in Pauley Pavilion on Feb. 28, 2019 (UCLA won, 93-88, in overtime).

MINUTES PLAYED

Player	MIN	Opponent	Site	Date
Colbey Ross	55	Pepperdine (3-OT)	San Diego, Calif.	11/27/20
Jay Heath	48	Arizona State (3-OT)	Tempe, Ariz.	02/05/22
Kimani Lawrence	47	Arizona State (3-OT)	Tempe, Ariz.	02/05/22

Single-Game Bests (UCLA)

POINTS

Player	PTS	Opponent	Site	Date
Skyy Clark	22	Presbyterian	Pauley Pavilion	11/21/25
Tyler Bilodeau	21	West Georgia	Pauley Pavilion	11/10/25
Donovan Dent	21	Eastern Washington	Pauley Pavilion	11/03/25

MOST POINTS IN ONE HALF

Player	PTS	Opponent	Site	Date
Tyler Bilodeau	15	Arizona (2nd half)	Intuit Dome	11/14/25
Skyy Clark	14	Presbyterian (1st half)	Pauley Pavilion	11/21/25
Tyler Bilodeau	14	West Georgia (1st half)	Pauley Pavilion	11/10/25
Donovan Dent	14	Eastern Wash. (1st half)	Pauley Pavilion	11/03/25
Tyler Bilodeau	14	Eastern Wash. (2nd half)	Pauley Pavilion	11/03/25

REBOUNDS

Player	REBS	Opponent	Site	Date
Eric Dailey Jr.	10	Sacramento State	Pauley Pavilion	11/18/25
Xavier Booker	8	Sacramento State	Pauley Pavilion	11/18/25

ASSISTS

Player	AST	Opponent	Site	Date
Trent Perry	9	West Georgia	Pauley Pavilion	11/10/25
Donovan Dent	9	Eastern Washington	Pauley Pavilion	11/03/25

BLOCKS

Player	BLK	Opponent	Site	Date
Xavier Booker	5	Pepperdine	Pauley Pavilion	11/07/25

STEALS

Player	STL	Opponent	Site	Date
Jamar Brown	3	Presbyterian	Pauley Pavilion	11/21/25
Trent Perry	3	Presbyterian	Pauley Pavilion	11/21/25
Steven Jamerson II	3	Arizona	Intuit Dome	11/14/25
Skyy Clark	3	West Georgia	Pauley Pavilion	11/10/25

FIELD GOALS MADE

Player	FG/ATT	Opponent	Site	Date
Skyy Clark	9/11	Presbyterian	Pauley Pavilion	11/21/25

NOTE: UCLA has had a player connect on eight shots, twice this season. Most recently, Tyler Bilodeau and Donovan Dent each made eight field goals against Eastern Washington (Nov. 3, 2025).

FIELD GOALS ATTEMPTED

Player	FG/ATT	Opponent	Site	Date
Donovan Dent	8/17	Eastern Washington	Pauley Pavilion	11/03/25

3-POINTERS MADE

Player	FG/ATT	Opponent	Site	Date
Eric Dailey Jr.	3/7	California	Chase Center	11/25/25
Skyy Clark	3/4	Sacramento State	Pauley Pavilion	11/18/25
Tyler Bilodeau	3/4	Arizona	Intuit Dome	11/14/25
Eric Dailey Jr.	3/5	Arizona	Intuit Dome	11/14/25
Tyler Bilodeau	3/6	Eastern Washington	Pauley Pavilion	11/03/25

3-POINTERS ATTEMPTED

Player	FG/ATT	Opponent	Site	Date
Eric Dailey Jr.	3/7	California	Chase Center	11/25/25
Skyy Clark	2/6	Eastern Washington	Pauley Pavilion	11/03/25
Tyler Bilodeau	3/6	Eastern Washington	Pauley Pavilion	11/03/25

MINUTES PLAYED

Player	MIN	Opponent	Site	Date
Trent Perry	37:13	West Georgia	Pauley Pavilion	11/10/25
Donovan Dent	36:12	Eastern Washington	Pauley Pavilion	11/03/25

Single-Game Bests (Opponents)

POINTS

Player	PTS	Opponent	Site	Date
Chris Bell	22	California	Chase Center	11/25/25
Anthony Dell'Orso	20	Arizona	Intuit Dome	11/14/25
Aaron Clark	18	Pepperdine	Pauley Pavilion	11/07/25
Javon Cooley	17	Pepperdine	Pauley Pavilion	11/07/25

MOST POINTS IN ONE HALF

Player	PTS	Opponent	Site	Date
Dai Dai Aimes	14	California (2nd half)	Chase Center	11/25/25
Brady Hardewig	14	West Georgia (1st half)	Pauley Pavilion	11/10/25
Jaden Bradley	13	Arizona (2nd half)	Intuit Dome	11/14/25
Anthony Dell'Orso	13	Arizona (1st half)	Intuit Dome	11/14/25
Shelton Williams-Dryden	13	West Georgia (2nd half)	Pauley Pavilion	11/14/25
Aaron Clark	13	Pepperdine (2nd half)	Pauley Pavilion	11/07/25

REBOUNDS

Player	REBS	Opponent	Site	Date
Prophet Johnson	10	Sacramento State	Pauley Pavilion	11/18/25
Mark Lavrenov	10	Sacramento State	Pauley Pavilion	11/18/25
Tobe Awaka	10	Arizona	Intuit Dome	11/14/25

ASSISTS

Player	AST	Opponent	Site	Date
Styles Phipps	6	Pepperdine	Pauley Pavilion	11/07/25
Jojo Anderson	5	Eastern Washington	Pauley Pavilion	11/03/25

BLOCKS

Player	BLK	Opponent	Site	Date
Kenneth Chime	5	West Georgia	Pauley Pavilion	11/10/25

STEALS

Player	STL	Opponent	Site	Date
Prophet Johnson	4	Sacramento State	Pauley Pavilion	11/18/25
Brayden Burries	3	Arizona	Intuit Dome	11/14/25

FIELD GOALS MADE

Player	FG/ATT	Opponent	Site	Date
seven players	6 made	—	—	—

FIELD GOALS ATTEMPTED

Player	FG/ATT	Opponent	Site	Date
Javon Cooley	/15	Pepperdine	Pauley Pavilion	11/07/25
Mikey Williams	2/14	Sacramento State	Pauley Pavilion	11/18/25

3-POINTERS MADE

Player	FG/ATT	Opponent	Site	Date
Chris Bell	5/7	California	Chase Center	11/25/25
Anthony Dell'Orso	4/7	Arizona	Intuit Dome	11/14/25
Brady Hardewig	4/7	West Georgia	Pauley Pavilion	11/10/25

3-POINTERS ATTEMPTED

Player	FG/ATT	Opponent	Site	Date
Johnny Radford	2/9	Eastern Washington	Pauley Pavilion	11/03/25

MINUTES PLAYED

Player	MIN	Opponent	Site	Date
Prophet Johnson	37:56	Sacramento State	Pauley Pavilion	11/18/25
Jaden Bradley	34:32	Arizona	Intuit Dome	11/14/25
Styles Phipps	34:28	Pepperdine	Pauley Pavilion	11/07/25
Isaiah Moses	34:21	Eastern Washington	Pauley Pavilion	11/03/25
Mikey Williams	34:15	Sacramento State	Pauley Pavilion	11/18/25
Brayden Burries	34:15	Arizona	Intuit Dome	11/14/25

2025-26 MISCELLANEOUS STATS

DATE	OPPONENT	1st Half Score	2nd Half Score	Halftime Margin	Overtime	T0s	Pts. off Turnovers	Points in Paint	Bench Scoring	Time With Lead
Nov. 3	Eastern Washington	40 / 33	40 / 41	+7	- / -	8 / 16	13 / 11	38 / 38	11 / 23	33:37 / 4:21
Nov. 7	Pepperdine	37 / 28	37 / 35	+9	- / -	10 / 12	16 / 14	30 / 22	17 / 24	34:40 / 2:27
Nov. 10	West Georgia	37 / 32	46 / 30	+5	- / -	11 / 17	23 / 9	32 / 8	19 / 15	38:43 / -
Nov. 14	vs. (5) Arizona	25 / 28	40 / 41	(3)	- / -	16 / 15	19 / 22	20 / 38	3 / 28	23:50 / 13:23
Nov. 18	Sacramento State	42 / 17	37 / 31	+25	- / -	13 / 15	23 / 14	36 / 14	38 / 13	39:34 / -
Nov. 21	Presbyterian	41/ 22	45 / 24	+19	- / -	11 / 17	16 / 7	50 / 28	23 / 18	39:47 / -
Nov. 25	vs. California	41 / 36	31 / 44	(8)	- / -	11 / 8	11 / 17	32 / 24	31 / 23	17:06 / 20:55

NOTE: UCLA listed first / Opponent listed second

2025-26 POINTS, REBOUNDS, ASSISTS

DATE	OPPONENT	0 TRENT PERRY	1 XAVIER BOOKER	2 DONOVAN DENT	3 ERIC DAILEY JR.	4 JAMAR BROWN	5 BRANDON WILLIAMS	7 CHRISTIAN HORRY	8 ERIC FREENY
Nov. 3	Eastern Washington	11-1-1	14-7-3	21-4-9	DNP	5-5-1	0-1-1	DNP	0-1-0
Nov. 7	Pepperdine	9-4-3	15 -5-1	12-2-4	10-4-2	6-5-0	0-0-0	DNP	DNP
Nov. 10	West Georgia	17- 5-9	4-6- 4	DNP	14-3-1	10 -5-1	0-1-0	DNP	2-0- 1
Nov. 14	vs. Arizona	3-2-0	10-7-1	11-3-8	13-5-2	0-0-0	0-2-0	DNP	DNP
Nov. 18	Sacramento State	11-2-1	12- 8 -0	5-1-7	15- 10-4	10 -5- 3	5-4- 3	0-0-0	4 -1-0
Nov. 21	Presbyterian	9-1-3	9-1-3	14-1-5	7-4-1	9-7 -0	11-7 -1	0-0-0	2- 2 -0
Nov. 25	vs. California	19 -3-3	8-4-0	3-4-7	17 -7-3	9-6-1	6-2-1	DNP	0-0-0

DATE	OPPONENT	10 MARKELL ALSTON	21 EVAN MANJIKIAN	23 ANTHONY PEOPLES JR.	24 STEVEN JAMERSON II	30 JACK SEIDLER	34 TYLER BILODEAU	55 SKYY CLARK
Nov. 3	Eastern Washington	DNP	DNP	DNP	0- 4 -0	DNP	19- 6-1	10-2- 3
Nov. 7	Pepperdine	DNP	DNP	DNP	2- 4 -0	DNP	9-4- 1	11-4-0
Nov. 10	West Georgia	DNP	DNP	DNP	7 -2-1	DNP	21 -4- 1	8-2- 3
Nov. 14	vs. Arizona	DNP	DNP	DNP	0-1-0	DNP	19-2- 1	9-2-2
Nov. 18	Sacramento State	DNP	DNP	0-0-0	0-3-0	2-2 -0	6-4- 1	9-1-1
Nov. 21	Presbyterian	DNP	DNP	0- 1 -0	3-1- 3	0-1-0	DNP	22 -3-1
Nov. 25	vs. California	DNP	DNP	DNP	3-3-1	DNP	DNP	7- 5 -1

Please note, the **bold number** in a column reflects that player's season high.

2025-26 MINUTES PER GAME

DATE	OPPONENT	0 TRENT PERRY	1 XAVIER BOOKER	2 DONOVAN DENT	3 ERIC DAILEY JR.	4 JAMAR BROWN	5 BRANDON WILLIAMS	7 CHRISTIAN HORRY	8 ERIC FREENY
Nov. 3	Eastern Washington	25:47	29:37	36:12	DNP	29:38	8:19	DNP	4:09
Nov. 7	Pepperdine	21:13	30:35	35:09	25:40	12:16	7:29	DNP	DNP
Nov. 10	West Georgia	37:13	26:26	DNP	21:40	23:08	7:54	DNP	9:27
Nov. 14	vs. Arizona	17:46	31:14	34:38	32:23	6:56	7:25	DNP	DNP
Nov. 18	Sacramento State	27:17	19:09	23:48	29:48	19:20	17:47	1:43	9:17
Nov. 21	Presbyterian	24:29	20:57	24:07	17:37	25:09	24:45	2:11	14:21
Nov. 25	vs. California	24:53	31:30	30:59	35:03	28:56	11:23	DNP	3:38

DATE	OPPONENT	10 MARKELL ALSTON	21 EVAN MANJIKIAN	23 ANTHONY PEOPLES JR.	24 STEVEN JAMERSON II	30 JACK SEIDLER	34 TYLER BILODEAU	55 SKYY CLARK
Nov. 3	Eastern Washington	DNP	DNP	DNP	9:34	DNP	31:41	25:03
Nov. 7	Pepperdine	DNP	DNP	DNP	9:25	DNP	28:29	29:44
Nov. 10	West Georgia	DNP	DNP	DNP	13:34	DNP	28:26	32:12
Nov. 14	vs. Arizona	DNP	DNP	DNP	8:46	DNP	32:33	28:19
Nov. 18	Sacramento State	DNP	DNP	1:43	10:25	2:04	18:16	19:23
Nov. 21	Presbyterian	DNP	DNP	3:32	15:31	2:32	DNP	24:49
Nov. 25	vs. California	DNP	DNP	DNP	8:30	DNP	DNP	25:08

Please note, the **bold number** in a column reflects that player's season high.

TEAM SUPERLATIVES (since 2019-20, under head coach Mick Cronin)

Most Points in a Game (UCLA)

111	vs. Prairie View A&M	at UCLA	UCLA wins, 111-75	Dec. 17, 2024
107	vs. Pepperdine	at San Diego State	UCLA wins, 107-98 (3-OT)	Nov. 27, 2020

Fewest Points in a Game (UCLA)

50	vs. California	at UCLA	UCLA wins, 50-40	Jan. 19, 2020
51	vs. Michigan	in Indianapolis, Ind.	UCLA wins, 51-49 (Elite Eight)	March 30, 2021
52	at Arizona	in Tucson, Ariz.	Arizona wins, 58-52	Jan. 21, 2023

Most Points in a Game (Opponent)

98	vs. Pepperdine	at San Diego State	UCLA wins, 107-98 (3-OT)	Nov. 27, 2020
96	at Oregon	in Eugene, Ore.	Oregon wins, 96-75	Jan. 26, 2020

Fewest Points in a Game (Opponent)

40	vs. Boston University	at UCLA	UCLA wins, 71-40	Nov. 11, 2024
40	vs. California	at UCLA	UCLA wins, 50-40	Jan. 19, 2020

Most Rebounds in a Game (UCLA)

55	vs. Chaminade	in Honolulu, Hawaii	UCLA wins, 76-48	Nov. 21, 2023
54	vs. North Florida	at UCLA	UCLA wins, 98-63	Nov. 17, 2021
54	vs. Pepperdine	at San Diego State	UCLA wins, 107-98 (3-OT)	Nov. 27, 2020

Fewest Rebounds in a Game (UCLA)

23	at Illinois	in Champaign, Ill.	Illinois wins, 83-78	Feb. 11, 2025
23	at Oregon	in Eugene, Ore.	UCLA wins, 73-71	Dec. 8, 2024
23	vs. Oregon State	at UCLA	UCLA wins, 81-65	Jan. 15, 2022

Most Rebounds in a Game (Opponent)

50	at Utah	in Salt Lake City, Utah	Utah wins, 90-44	Jan. 11, 2024
50	vs. Gonzaga	in Las Vegas, Nev.	Gonzaga wins, 79-76	March 23, 2023

Fewest Rebounds in a Game (Opponent)

18	vs. Lehigh	at UCLA	UCLA wins, 85-45	Nov. 15, 2024
18	at Oregon State	in Corvallis, Ore.	UCLA wins, 94-55	Feb. 26, 2022

Most Offensive Rebounds in a Game (UCLA)

24	vs. North Florida	at UCLA	UCLA wins, 98-63	Nov. 17, 2021
22	at Washington	in Seattle, Wash.	UCLA wins, 66-64	Jan. 2, 2020

Fewest Offensive Rebounds in a Game (UCLA)

3	Northwestern	in Sacramento, Calif.	UCLA wins, 68-63	March 10, 2023
---	--------------	-----------------------	------------------	----------------

* UCLA has totaled four offensive rebounds in a game six times (since 2019-20), with the most recent instance taking place in a 75-56 win over Oregon at the Pac-12 Tournament on March 10, 2023.

Most Offensive Rebounds in a Game (Opponent)

21	vs. Kentucky	in New York, N.Y.	UCLA wins, 63-53	Dec. 17, 2022
21	vs. Arizona	at UCLA	UCLA wins, 75-59	Jan. 25, 2022

Fewest Offensive Rebounds in a Game (Opponent)

3	at California	in Berkeley, Calif.	UCLA wins, 61-57	Jan. 21, 2021
3	vs. California	at UCLA	UCLA wins, 76-56	Dec. 6, 2020

Most Defensive Rebounds in a Game (UCLA)

38	vs. Chaminade	in Honolulu, Hawaii	UCLA wins, 76-48	Nov. 21, 2023
38	vs. Pepperdine	in San Diego, Calif.	UCLA wins, 107-98 (3-OT)	Nov. 27, 2020

Fewest Defensive Rebounds in a Game (UCLA)

14	BYU	in Lahaina, Hawaii	BYU wins, 78-63	Nov. 25, 2019
----	-----	--------------------	-----------------	---------------

* UCLA has totaled 15 defensive rebounds in a game three times (since 2019-20). Most recently, this took place in an 85-83 win over Wisconsin in Pauley Pavilion on Jan. 21, 2025.

Most Defensive Rebounds in a Game (Opponent)

36	at Utah	in Salt Lake City, Utah	Utah wins, 90-44	Jan. 11, 2024
36	at Arizona	in Tucson, Ariz.	Arizona wins, 76-66	Feb. 3, 2022

Fewest Defensive Rebounds in a Game (Opponent)

10	vs. Iowa	at UCLA	UCLA wins, 94-70	Jan. 17, 2025
11	vs. Oregon State	at UCLA	UCLA wins, 81-65	Jan. 15, 2022

Largest Halftime Lead (UCLA)

33	vs. Iowa	at UCLA	UCLA led at half, 57-24	Jan. 17, 2025
29	at Maryland	in College Park, Md.	UCLA led at half, 49-20	Dec. 14, 2022

Largest Halftime Lead (Opponent)

20	vs. Gonzaga	in Las Vegas, Nev.	Gonzaga led at half, 45-25	Nov. 23, 2021
19	vs. Wisconsin	in Indianapolis, Ind.	Wisconsin led at half, 48-29	March 14, 2025
18	at Oregon	in Eugene, Ore.	Oregon led at half, 48-26	Jan. 26, 2020

Most Field Goals Made in a Game (UCLA)

40	vs. Long Beach State	at UCLA	UCLA wins, 100-79	Nov. 15, 2021
39	vs. North Florida	at UCLA	UCLA wins, 98-63	Nov. 17, 2021

Fewest Field Goals Made in a Game (UCLA)

16	at USC	at USC's Galen Center	USC wins, 54-52	March 7, 2020
*17	at Utah	in Salt Lake City, Utah	Utah wins, 90-44	Jan. 11, 2024

* UCLA has made 17 field goals in five games, since the start of the 2019-20 season. Most recently, this took place in a loss at Utah on Jan. 11, 2024.

Most Field Goals Made in a Game (Opponent)

37	vs. Gonzaga	in Indianapolis, Ind.	Gonzaga wins, 93-90 (OT)	April 3, 2023
33	at Utah	in Salt Lake City, Utah	Utah wins, 90-44	Jan. 11, 2024

Fewest Field Goals Made in a Game (Opponent)

11	vs. California	at UCLA	UCLA wins, 78-43	Feb. 18, 2023
13	vs. Sacramento State	at UCLA	UCLA wins, 79-48	Nov. 18, 2025
13	vs. Stanford	at UCLA	UCLA wins, 66-43	Jan. 29, 2022

Highest FG Percentage in a Game (UCLA)

62.7	32/51	vs. Presbyterian	at UCLA	UCLA wins, 86-46	Nov. 21, 2025
62.1	36/58	vs. Iowa	at UCLA	UCLA wins, 94-70	Jan. 17, 2025
61.7	37/60	vs. USC	at UCLA	UCLA wins, 90-63	March 8, 2025
61.7	29/47	vs. Oregon State	at UCLA	UCLA wins, 81-65	Jan. 15, 2022

Lowest FG Percentage in a Game (UCLA)

29.7	19/64	at USC	at USC's Galen Center	USC wins, 67-64	Feb. 12, 2022
31.3	21/67	at Arizona	Tucson, Ariz.	Arizona wins, 58-52	Jan. 21, 2023

Highest FG Percentage in a Game (Opponent)

62.0	31/50	vs. BYU	in Maui (Hawaii)	BYU wins, 78-63	Nov. 25, 2019
61.5	32/52	vs. Michigan	at UCLA	Michigan wins, 94-75	Jan. 7, 2025

Lowest FG Percentage in a Game (Opponent)

22.0	11/50	vs. California	at UCLA	UCLA wins, 78-43	Feb. 18, 2023
23.3	14/60	vs. Chaminade	in Maui (Hawaii)	UCLA wins, 74-48	Nov. 26, 2019
24.1	13/54	vs. Sacramento State	at UCLA	UCLA wins, 79-48	Nov. 18, 2025

Most 3-Pointers Made in a Game (UCLA)

14	vs. Long Beach State	at UCLA	UCLA wins, 96-78	Jan. 6, 2022
13	at Oregon State	Corvallis, Ore.	UCLA wins, 94-55	Feb. 26, 2022
13	vs. CSU Bakersfield	at UCLA	UCLA wins, 95-58	Nov. 9, 2021

Fewest 3-Pointers Made in a Game (UCLA)

0	vs. Long Island University	at UCLA	UCLA wins, 78-58	Nov. 15, 2023
*1	vs. Maryland	at UCLA	Maryland wins, 69-60	Dec. 22, 2023

* UCLA has made just one 3-pointer in three games, since the start of the 2019-20 season. The two other times this has occurred was 12-16-23 against Ohio State and 2-26-23 at Colorado.

Highest 3-Point Percentage in a Game (UCLA)

65.0	13/20	at Oregon State	in Corvallis, Ore.	UCLA wins, 94-55	Feb. 26, 2022
64.3	9/14	vs. Idaho State	at UCLA	UCLA wins, 84-70	Nov. 20, 2024

Most 3-Pointers Made in a Game (Opponent)

19	vs. Wisconsin	in Indianapolis, Ind.	Wisconsin wins, 86-70	March 14, 2025
15	vs. Wisconsin	at UCLA	UCLA wins, 85-83	Jan. 21, 2025
15	vs. Michigan	at UCLA	Michigan wins, 94-75	Jan. 7, 2025
15	at Washington	in Seattle, Wash.	Washington wins, 94-77	Feb. 29, 2024
15	at Notre Dame	in Notre Dame, Ind.	Notre Dame wins, 75-61	Dec. 14, 2019

Fewest 3-Pointers Made in a Game (Opponent)

1	vs. Ohio State	in Atlanta, Ga.	Ohio State wins, 67-60	Dec. 16, 2023
1	vs. California	in Berkeley, Calif.	UCLA wins, 60-52	Jan. 8, 2022

Highest 3-Point Percentage in a Game (Opponent)

63.6	7/11	vs. Long Beach State	at UCLA	UCLA wins, 100-79	Nov. 15, 2021
62.5	15/24	at Washington	in Seattle, Wash.	Washington wins, 94-77	Feb. 29, 2024

Most Free Throws Made in a Game (UCLA)

29	vs. Prairie View A&M	at UCLA	UCLA wins, 111-75	Dec. 17, 2024
29	vs. Arizona	at UCLA	UCLA wins, 69-64	Feb. 29, 2020

Fewest Free Throws Made in a Game (UCLA)

1	vs. Bellarmine	in Las Vegas, Nev.	UCLA wins, 75-62	Nov. 22, 2021
2	vs. Sacramento State	at UCLA	UCLA wins, 76-50	Nov. 7, 2022

Most Free Throws Made in a Game (Opponent)

29	vs. Pepperdine	in San Diego, Calif.	UCLA wins, 107-98 (3-OT)	Nov. 27, 2020
25	at Nebraska	in Lincoln, Neb.	Nebraska wins, 66-58	Jan. 4, 2025
25	at Arizona	in Tucson, Ariz.	Arizona wins, 77-71	Jan. 20, 2024

Fewest Free Throws Made in a Game (Opponent)

0	at Utah	in Salt Lake City, Utah	UCLA wins, 76-61	Feb. 25, 2021
1	vs. Oregon State	in Las Vegas, Nev.	UCLA wins, 67-57	March 13, 2024

UCLA'S GAME-BY-GAME TOTALS (2025-26)

Opponent	Date	Score	W/L	FG-FGA	PCT	3FG-FGA	PCT	FT-FTA	PCT	OR	DR	REB	PF	AST	TO	BLK	STL
Eastern Washington	11/03/25	80-74	W	33-70	.471	8-26	.308	6-10	.600	12	23	35	12	19	8	3	7
Pepperdine	11/07/25	74-63	W	25-52	.481	5-21	.238	19-26	.731	13	21	34	15	11	10	5	7
West Georgia	11/10/25	83-62	W	27-55	.491	6-17	.353	23-26	.885	13	23	36	12	21	11	3	8
vs. Arizona ¹	11/14/25	65-69	L	25-58	.431	9-17	.529	6-8	.750	9	19	28	12	15	16	3	4
Sacramento State	11/18/25	79-48	W	28-58	.483	7-21	.333	16-24	.667	11	33	44	25	20	15	3	9
Presbyterian	11/21/25	86-46	W	32-51	.627	6-12	.500	16-24	.667	6	27	33	15	17	11	1	9
vs. California ²	11/25/25	72-80	L	26-64	.406	7-22	.318	13-23	.565	14	27	41	19	17	11	5	2

OPPONENT'S GAME-BY-GAME TOTALS (2025-26)

Opponent	Date	Score	W/L	FG-FGA	PCT	3FG-FGA	PCT	FT-FTA	PCT	OR	DR	REB	PF	AST	TO	BLK	STL
Eastern Washington	11/03/25	80-74	W	29-54	.537	7-25	.280	9-14	.643	6	24	30	13	22	16	2	5
Pepperdine	11/07/25	74-63	W	21-61	.344	8-29	.276	13-13	1.000	15	19	34	21	11	12	3	6
West Georgia	11/10/25	83-62	W	22-51	.431	13-25	.520	5-11	.455	8	14	22	23	15	17	5	8
vs. Arizona ¹	11/14/25	65-69	L	26-55	.473	6-19	.316	11-15	.733	11	24	35	11	16	15	3	7
Sacramento State	11/18/25	79-48	W	13-54	.241	3-24	.125	19-30	.633	13	22	35	25	9	13	3	6
Presbyterian	11/21/25	86-46	W	17-51	.333	2-20	.100	10-15	.667	8	17	25	17	12	17	4	7
vs. California ²	11/25/25	72-80	L	26-58	.448	11-22	.500	17-22	.773	7	28	35	23	15	8	4	7

* Big Ten Conference game
1 played in Inglewood, Calif. (Intuit Dome)
2 played in San Francisco, Calif. (Chase Center)

UCLA's SEASON/CAREER STATS

2025-26 ROSTER

Summary

Player	Season Statistics										Career Statistics									
	GP-GS	MIN/G	FG%	3FG%	FT%	R/G	A/G	STL	BLK	PTS/G	GP-GS	MIN/G	FG%	3FG%	FT%	R/G	A/G	STL	BLK	PTS/G
BILODEAU, Tyler	5-4	27.9	.519	.412	.867	4.0	1.0	6	1	14.8	102-82	25.4	.502	.364	.778	4.7	1.1	65	36	11.8
BOOKER, Xavier	7-6	27.1	.652	.444	.833	5.4	1.7	1	13	10.6	67-11	12.9	.464	.285	.746	2.3	0.4	6	49	4.9
BROWN, Jamar	7-2	20.8	.457	.350	1.000	4.7	0.9	7	2	7.0	69-63	32.9	.453	.367	.883	6.5	1.3	87	21	15.1
CLARK, Skyy	7-6	26.4	.458	.417	.857	2.7	1.6	10	0	10.9	83-80	28.0	.431	.372	.773	3.0	2.6	92	9	10.1
DAILEY JR., Eric	6-6	27.0	.549	.455	.625	5.5	2.2	2	1	12.7	71-55	23.3	.506	.373	.656	4.5	1.5	68	10	10.6
DENT, Donovan	6-5	30.8	.358	.091	.567	2.5	6.7	7	1	11.0	110-77	28.6	.495	.346	.725	2.3	4.8	138	80	13.3
FREENY, Eric	5-0	8.2	.333	.000	1.000	0.8	0.2	0	0	1.6	5-0	8.2	.333	.000	1.000	0.8	0.2	0	0	1.6
HORRY, Christian	2-0	2.0	.000	.000	.000	0.0	0.0	0	0	0.0	2-0	2.0	.000	.000	.000	0.0	0.0	0	0	0.0
JAMERSON II, Steven	7-1	10.8	.625	.000	.455	2.6	0.9	6	4	2.1	78-62	21.9	.586	.000	.642	6.6	0.8	67	56	7.4
PEOPLES JR., Anthony	2-0	2.6	.000	.000	.000	0.5	0.0	0	0	0.0	10-0	10.2	.500	.250	.667	2.0	0.4	1	2	4.0
PERRY, Trent	7-2	25.5	.529	.368	.696	2.6	2.9	5	0	11.0	39-2	13.9	.430	.352	.811	1.8	1.1	24	3	5.0
SEIDLER, Jack	2-0	2.3	.333	.000	.000	1.5	0.0	0	0	1.0	9-0	2.1	.286	.000	.000	0.4	0.0	0	0	0.4
WILLIAMS, Brandon	7-3	12.1	.308	.200	.571	2.4	0.9	2	1	3.1	39-17	16.5	.348	.237	.607	2.2	0.6	9	4	3.1

Scoring

Player	Season Statistics								Career Statistics							
	FG-FGA	FG%	3FG-3FGA	3FG%	FT-FTA	FT%	PTS	PTS/G	FG-FGA	FG%	3FG-3FGA	3FG%	FT-FTA	FT%	PTS	PTS/G
BILODEAU, Tyler	27-52	.519	7-17	.412	13-15	.867	74	14.8	453-902	.502	87-239	.364	210-270	.778	1203	11.8
BOOKER, Xavier	30-46	.652	4-9	.444	10-12	.833	74	10.6	124-267	.464	37-130	.285	44-59	.746	329	4.9
BROWN, Jamar	16-35	.457	7-20	.350	10-10	1.000	49	7.0	355-783	.453	135-368	.367	196-222	.883	1041	15.1
CLARK, Skyy	27-59	.458	10-24	.417	12-14	.857	76	10.9	283-656	.431	120-323	.372	153-198	.773	839	10.1
DAILEY JR., Eric	28-51	.549	10-22	.455	10-16	.625	76	12.7	280-553	.506	63-169	.373	128-195	.656	751	10.6
DENT, Donovan	24-67	.358	1-11	.091	17-30	.567	66	11.0	543-1098	.495	47-136	.346	333-459	.725	1466	13.3
FREENY, Eric	3-9	.333	0-4	.000	2-2	1.000	8	1.6	3-9	.333	0-4	.000	2-2	1.000	8	1.6
HORRY, Christian	0-1	.000	0-0	.000	0-0	.000	0	0.0	0-1	.000	0-0	.000	0-0	.000	0	0.0
JAMERSON II, Steven	5-8	.625	0-0	.000	5-11	.455	15	2.1	238-406	.586	0-0	.000	104-162	.642	580	7.4
PEOPLES JR., Anthony	0-0	.000	0-0	.000	0-0	.000	0	0.0	16-32	.500	2-8	.250	6-9	.667	40	4.0
PERRY, Trent	27-51	.529	7-19	.368	16-23	.696	77	11.0	58-135	.430	19-54	.352	60-74	.811	195	5.0
SEIDLER, Jack	1-3	.333	0-0	.000	0-1	.000	2	1.0	2-7	.286	0-2	.000	0-1	.000	4	0.4
WILLIAMS, Brandon	8-26	.308	2-10	.200	4-7	.571	22	3.1	48-138	.348	9-38	.237	17-28	.607	122	3.1

Totals

Player	Season Statistics									Career Statistics								
	O-REB	D-REB	TOTAL	PF	FO	A	TO	A/TO		O-REB	D-REB	TOTAL	PF	FO	A	TO	A/TO	
BILODEAU, Tyler	6	14	20	12	1	5	7	0.7		116	361	477	265	6	110	131	0.8	
BOOKER, Xavier	13	25	38	13	0	12	10	1.2		44	113	157	84	0	26	46	0.6	
BROWN, Jamar	9	24	33	11	0	6	6	1.0		180	270	450	153	3	88	119	0.7	
CLARK, Skyy	3	16	19	22	1	11	9	1.2		43	208	251	205	5	216	162	1.3	
DAILEY JR., Eric	3	30	33	9	0	13	10	1.3		92	227	319	161	3	107	78	1.4	
DENT, Donovan	2	13	15	5	0	40	13	3.1		38	216	254	178	1	533	255	2.1	
FREENY, Eric	1	3	4	4	0	1	2	0.5		1	3	4	4	0	1	2	0.5	
HORRY, Christian	0	0	0	0	0	0	0	0.0		0	0	0	0	0	0	0	0.0	
JAMERSON II, Steven	9	9	18	13	0	6	9	0.7		234	277	511	241	15	64	99	0.6	
PEOPLES JR., Anthony	0	1	1	1	0	0	0	0.0		12	8	20	15	1	4	3	1.3	
PERRY, Trent	4	14	18	12	0	20	9	2.2		21	50	71	46	0	42	25	1.7	
SEIDLER, Jack	0	3	3	0	0	0	0	0.0		0	4	4	0	0	0	0	0.0	
WILLIAMS, Brandon	9	8	17	8	0	6	4	1.5		37	50	87	66	0	23	16	1.4	

2024-25 OVERALL STATISTICS

Overall: 23-11 Home: 15-2 Away: 5-5 Neutral: 3-4 Big Ten: 13-7

Game Records

Record	Overall	Home	Away	Neutral
ALL GAMES	23-11	15-2	5-5	3-4
CONFERENCE	13-7	8-2	5-5	0-0
NON-CONFERENCE	10-4	7-0	0-0	3-4

Score by Periods

Team	1st	2nd	OT	TOT
UCLA	1232	1290	0	2522
Opponents	1022	1195	0	2217

Team Box Score

No.	Player				Total		3-Point		F-Throw		Rebounds											
		GP-GS	MIN	AVG	FG-FGA	FG%	3FG-3FGA	3FG%	FT-FTA	FT%	OFF	DEF	TOT	AVG	PF	DQ	A	TO	BLK	STL	PTS	AVG
34	BILODEAU, Tyler	33-33	872:34	26.4	171-345	.496	38-95	.400	66-92	.717	48	103	151	4.6	73	1	48	38	11	29	446	13.5
3	DAILEY JR., Eric	33-33	777:05	23.5	140-276	.507	34-90	.378	62-86	.721	41	90	131	4.0	88	2	45	33	5	42	376	11.4
12	MACK, Sebastian	34-1	712:45	21.0	101-237	.426	22-70	.314	101-136	.743	10	62	72	2.1	59	2	59	47	1	31	325	9.6
55	CLARK, Skyy	34-34	895:03	26.3	99-216	.458	48-121	.397	42-54	.778	26	69	95	2.8	76	1	91	38	3	45	288	8.5
0	JOHNSON, Kobe	34-34	985:42	29.0	97-209	.464	38-105	.362	38-54	.704	61	141	202	5.9	97	3	100	50	9	55	270	7.9
2	ANDREWS, Dylan	32-29	794:22	24.8	85-224	.379	34-104	.327	16-23	.696	11	39	50	1.6	29	0	109	54	2	20	220	6.9
15	MARA, Aday	33-1	431:02	13.1	85-144	.590	0-0	.000	41-71	.577	60	73	133	4.0	45	0	34	28	53	6	211	6.4
10	STEFANOVIC, Lazar	34-5	559:28	16.5	57-141	.404	24-75	.320	21-22	.955	25	40	65	1.9	44	1	32	18	0	18	159	4.7
1	PERRY, Trent	32-0	363:04	11.3	31-84	.369	12-35	.343	44-51	.863	17	36	53	1.7	34	0	22	16	3	19	118	3.7
24	KYLE III, William	32-0	313:11	9.8	38-54	.704	0-0	.000	17-43	.395	24	33	57	1.8	35	0	14	14	20	6	93	2.9
8	HARRIS, Dominick	11-0	81:14	7.4	4-26	.154	2-18	.111	2-2	1.000	2	5	7	0.6	6	0	1	3	0	4	12	1.1
30	SEIDLER, Jack	7-0	14:31	2.1	1-4	.250	0-2	.000	0-0	.000	0	1	1	0.1	0	0	0	0	0	0	2	0.3
Team											41	51	92					20				
Total		34	6800		909-1960	.464	252-715	.352	450-634	.710	366	743	1109	32.6	586	10	555	359	107	275	2522	74.2
Opponents		34	6800		753-1765	.427	261-795	.328	450-599	.751	316	753	1069	31.4	591	5	437	514	87	194	2217	65.2

Team Statistics

	UCLA	OPP
Scoring	2522	2217
Points per game	74.2	65.2
Scoring margin	+9.0	-
Field goals-att	909-1960	753-1765
Field goal pct	.464	.427
3 point fg-att	252-715	261-795
3-point FG pct	.352	.328
3-pt FG made per game	7.4	7.7
Free throws-att	450-634	450-599
Free throw pct	.710	.751
F-Throws made per game	13.2	13.2
Rebounds	1109	1069
Rebounds per game	32.6	31.4
Rebounding margin	+1.2	-
Assists	555	437
Assists per game	16.3	12.9
Turnovers	359	514
Turnovers per game	10.6	15.1
Turnover margin	+4.6	-
Assist/turnover ratio	1.5	0.9
Steals	275	194
Steals per game	8.1	5.7
Blocks	107	87
Blocks per game	3.1	2.6
Winning streak	0	-
Home win streak	2	-
Attendance	118824	115454
Home games-Avg/Game	17-6990	10-11545
Neutral site-Avg/Game	-	7-12723

Team Results

Date	Opponent		Score	Att.
11/04/2024	Rider	W	85-50	4489
11/08/2024	vs New Mexico	L	64-72	1497
11/11/2024	Boston U.	W	71-40	5108
11/15/2024	Lehigh	W	85-45	4485
11/20/2024	Idaho St.	W	84-70	4059
11/22/2024	Cal St. Fullerton	W	80-47	5078
11/26/2024	Southern Utah	W	88-43	4311
12/03/2024	Washington	W	69-58	6089
12/08/2024	at Oregon	W	73-71	8133
12/14/2024	vs Arizona	W	57-54	8437
12/17/2024	Prairie View	W	111-75	5017
12/21/2024	vs North Carolina	L	74-76	19812
12/28/2024	vs Gonzaga	W	65-62	12272
01/04/2025	at Nebraska	L	58-66	15167
01/07/2025	Michigan	L	75-94	11121
01/10/2025	at Maryland	L	61-79	15172
01/13/2025	at Rutgers	L	68-75	8000
01/17/2025	Iowa	W	94-70	5298
01/21/2025	Wisconsin	W	85-83	6695
01/24/2025	at Washington	W	65-60	7709
01/27/2025	at Southern California	W	82-76	7532
01/30/2025	Oregon	W	78-52	9288
02/04/2025	Michigan St.	W	63-61	10074
02/08/2025	Penn St.	W	78-54	9156
02/11/2025	at Illinois	L	78-83	15544
02/14/2025	at Indiana	W	72-68	17222
02/18/2025	Minnesota	L	61-64	7523
02/23/2025	Ohio St.	W	69-61	9015
02/28/2025	at Purdue	L	66-76	14876
03/03/2025	at Northwestern	W	73-69	6099
03/08/2025	Southern California	W	90-63	12018
03/14/2025	vs Wisconsin	L	70-86	13298
03/20/2025	vs Utah St.	W	72-47	16258
03/22/2025	vs Tennessee	L	58-67	17484

2025-26 OVERALL STATISTICS

Overall: 5-2 Home: 5-0 Away: 0-0 Neutral: 0-2 Big Ten: 0-0

Game Records

Record	Overall	Home	Away	Neutral
ALL GAMES	5-2	5-0	0-0	0-2
CONFERENCE	0-0	0-0	0-0	0-0
NON-CONFERENCE	5-2	5-0	0-0	0-2

Score by Periods

Team	1st	2nd	OT	TOT
UCLA	263	276	0	539
Opponents	196	246	0	442

Team Box Score

No.	Player				Total		3-Point		F-Throw		Rebounds												
		GP-GS	MIN	AVG	FG-FGA	FG%	3FG-3FGA	3FG%	FT-FTA	FT%	OFF	DEF	TOT	AVG	PF	DQ	A	TO	BLK	STL	PTS	AVG	
34	BILODEAU, Tyler	5-4	139:25	27.9	27-52	.519	7-17	.412	13-15	.867	6	14	20	4.0	12	1	5	7	1	6	74	14.8	
3	DAILEY JR., Eric	6-6	162:11	27.0	28-51	.549	10-22	.455	10-16	.625	3	30	33	5.5	9	0	13	10	1	2	76	12.7	
2	DENT, Donovan	6-5	184:53	30.8	24-67	.358	1-11	.091	17-30	.567	2	13	15	2.5	5	0	40	13	1	7	66	11.0	
0	PERRY, Trent	7-2	178:38	25.5	27-51	.529	7-19	.368	16-23	.696	4	14	18	2.6	12	0	20	9	0	5	77	11.0	
55	CLARK, Skyy	7-6	184:38	26.4	27-59	.458	10-24	.417	12-14	.857	3	16	19	2.7	22	1	11	9	0	10	76	10.9	
1	BOOKER, Xavier	7-6	189:28	27.1	30-46	.652	4-9	.444	10-12	.833	13	25	38	5.4	13	0	12	10	13	1	74	10.6	
4	BROWN, Jamar	7-2	145:23	20.8	16-35	.457	7-20	.350	10-10	1.000	9	24	33	4.7	11	0	6	6	2	7	49	7.0	
5	WILLIAMS, Brandon	7-3	85:02	12.1	8-26	.308	2-10	.200	4-7	.571	9	8	17	2.4	8	0	6	4	1	2	22	3.1	
24	JAMERSON II, Steven	7-1	75:45	10.8	5-8	.625	0-0	.000	5-11	.455	9	9	18	2.6	13	0	6	9	4	6	15	2.1	
8	FREENY, Eric	5-0	40:53	8.2	3-9	.333	0-4	.000	2-2	1.000	1	3	4	0.8	4	0	1	2	0	0	8	1.6	
30	SEIDLER, Jack	2-0	04:36	2.3	1-3	.333	0-0	.000	0-1	.000	0	3	3	1.5	0	0	0	0	0	0	2	1.0	
7	HORRY, Christian	2-0	03:54	2.0	0-1	.000	0-0	.000	0-0	.000	0	0	0	0.0	0	0	0	0	0	0	0	0.0	
23	PEOPLES JR., Anthony	2-0	05:15	2.6	0-0	.000	0-0	.000	0-0	.000	0	1	1	0.5	1	0	0	0	0	0	0	0.0	
Team											19	13	32					3					
Total		7	1400		196-408	.480	48-136	.353	99-141	.702	78	173	251	35.9	110	2	120	82	23	46	539	77.0	
Opponents		7	1400		154-384	.401	50-164	.305	84-120	.700	68	148	216	30.9	133	1	100	98	24	46	442	63.1	

Team Statistics

	UCLA	OPP
Scoring	539	442
Points per game	77.0	63.1
Scoring margin	+13.9	-
Field goals-att	196-408	154-384
Field goal pct	.480	.401
3 point fg-att	48-136	50-164
3-point FG pct	.353	.305
3-pt FG made per game	6.9	7.1
Free throws-att	99-141	84-120
Free throw pct	.702	.700
F-Throws made per game	14.1	12.0
Rebounds	251	216
Rebounds per game	35.9	30.9
Rebounding margin	+5.0	-
Assists	120	100
Assists per game	17.1	14.3
Turnovers	82	98
Turnovers per game	11.7	14.0
Turnover margin	+2.3	-
Assist/turnover ratio	1.5	1.0
Steals	46	46
Steals per game	6.6	6.6
Blocks	23	24
Blocks per game	3.3	3.4
Winning streak	0	-
Home win streak	5	-
Attendance	25728	0
Home games-Avg/Game	5-5146	0-0
Neutral site-Avg/Game	-	2-7424

Team Results

Date	Opponent		Score	Att.
11/03/2025	Eastern Wash.	W	80-74	3615
11/07/2025	Pepperdine	W	74-63	9103
11/10/2025	West Ga.	W	83-62	4133
11/14/2025	vs Arizona	L	65-69	7554
11/18/2025	Sacramento St.	W	79-48	4735
11/21/2025	Presbyterian	W	86-46	4142
11/25/2025	vs California	L	72-80	7293