

STATISTICAL LEADERS

Category	Player	Mark
Passing Yards	Nico lamaleava	1,659
Passing TDs	Nico lamaleava	12
Rushing Yards	Nico lamaleava	474
Rushing TDs	Nico lamaleava	4
Receiving Yards	Kwazi Gilmer	395
Receiving TDs	Titus Mokiao-Atimalala	3
Total Tackles	JonJon Vaughns	88
Sacks	Anthony Jones	1.5
Tackles for Loss	Cole Martin	3.5
Interceptions	Scooter Jackson	2

2025 SCHEDULE

August				
Sat.	30	Utah	FOX	L, 10-43
September				
Sat.	6	at UNLV	CBSSN	L, 23-30
Fri.	12	New Mexico	BTN	L, 10-35
Sat.	27	at Northwestern	BTN	L, 14-17
October				
Sat.	4	(7) Penn State	CBS	W, 42-37
Sat.	11	at Michigan State	BTN	W, 38-13
Sat.	18	Maryland	FS1	W, 20-17
Sat.	25	at (2) Indiana	FOX	L, 6-56
November				
Sat.	8	Nebraska	FOX	L, 21-28
Sat.	15	at (1) Ohio State	NBC	4:30 p.m.
Sat.	22	Washington	TBD	TBD
Sat.	29	at (17) USC	TBD	TBD

* Big Ten Conference games ranking in parentheses indicate that week's AP Top 25 poll game times listed are Pacific

UCLA ON THE AIR



For the first time in 19 years, UCLA football will be broadcast on a new radio station, appearing exclusively on 790 KABC for the 2025 season. The UCLA Department of Athletics announced the new multi-year agreement on Aug. 21, 2025.

KABC-AM 790 becomes the new official radio broadcast home for the UCLA football program, serving all of Southern California with its powerful 6,600-watt signal. With the move to KABC-AM 790, the Bruins will be the primary sports team on the radio station, signaling a departure from sharing the airwaves with other major professional teams in the Los Angeles region.

All games will be produced by JMI Sports, UCLA's corporate and media rights holder. KABC-AM 790 serves as the flagship station of UCLA Bruins Audio Network. Broadcasts are also available on Sirius XM and through the TuneIn App which can be downloaded from the App Store.

Josh Lewin returns as the voice of the Bruins for his 10th season. Former Bruin quarterback Matt Stevens (1983-86) is set to begin his 29th year on the broadcast team and his 23rd as the analyst in the booth after being welcomed into the SoCal Sports Broadcasters Hall of Fame in 2019. Another Bruin signal caller, Wayne Cook (1991-94) is in his 24th season as the sideline reporter.

UCLA FOOTBALL ON SOCIAL MEDIA

Football X:	@UCLAFootball
Football Instagram:	@UCLAFootball
Football Facebook:	/UCLAFootball

#GoBruins

UCLA (3-6, 3-3 Big Ten) at No. 1 Ohio State (9-0, 6-0 Big Ten)

Saturday, Nov. 15, 2025 – 4:30 p.m. (PT)
 Columbus, Ohio (Ohio Stadium)

GAME INFORMATION

Venue:	Ohio Stadium
Kickoff Time:	4:36 p.m. (PT)
Television:	NBC
TV Talent:	Noah Eagle (play-by-play), Todd Blackledge (analyst), Kathryn Tappen (sideline)
Local Radio (UCLA Bruins Audio Network):	AM790
Local Radio Talent:	Josh Lewin (play-by-play), Matt Stevens (analyst), Wayne Cook (sideline), Nick Koop (pre/post-game host)
SiriusXM/SXM App:	Ch. 372



3-6, 3-3 Big Ten

9-0, 6-0 Big Ten

All-Time Series: Tied, 4-4-1

UCLA and Ohio State are meeting for the first time as league rivals, and first time overall since 2001

THE MATCHUP

The UCLA football team heads to No. 1-ranked Ohio State for its first game at Ohio Stadium since 1999 this week on Saturday, Nov. 15. Kickoff in Columbus, Ohio between the Bruins (3-6, 3-3 Big Ten) and Buckeyes (9-0, 6-0 Big Ten) is scheduled for 4:36 p.m. (PT) on NBC. Broadcasters Noah Eagle (play-by-play), Todd Blackledge (analyst) and Kathryn Tappen (sideline) are on the call. Fans in the greater Los Angeles region can listen live on AM 790, the new home of the UCLA Bruins Audio Network.

UCLA FALLS TO NEBRASKA, 28-21

UCLA dropped a 28-21 decision to Nebraska at the Rose Bowl last Saturday, Nov. 8. The Bruins trailed by 14 points midway through the fourth quarter, cut Nebraska's cushion to seven, 28-21, with 4:54 remaining, but were unable to complete the comeback against the visiting Huskers. UCLA quarterback Nico lamaleava completed 17 of 25 passes for 191 yards and two touchdowns, totaling a team-leading 86 yards on the ground. lamaleava connected with Anthony Woods in the third quarter on a 45-yard touchdown on a screen play, marking the Bruins' longest completion of the season.

- lamaleava rushed for a UCLA first down on seven of his 12 rushing attempts (excludes sacks). Four times, lamaleava moved the chains with his legs on third-or fourth-down situations. Twice he rushed for first downs on second-and-long situations (2nd-and-9 or longer). On 4th-and-1 at the beginning of the second quarter, lamaleava rushed up the middle to put the ball at the Nebraska 1 yard line and set up a score for running back Jalen Berger. On 3rd-and-10 in the fourth quarter, lamaleava scampered for a 17-yard gain to enter the redzone; the play helped set up his passing touchdown to Anthony Frias II which shrunk Nebraska's lead to 28-21.
- Nebraska true freshman quarterback TJ Lateef, who was making his first career start, finished Saturday night's game having completed 13 of 15 pass attempts for 205 yards and three touchdowns. Lateef did not throw an incomplete pass until early in the fourth quarter, having completed each of his first 11 pass attempts. Huskers running back Emmett Johnson was named Big Ten Offensive Player of the Week after totaling 232 yards of total offense and three touchdowns.

KEY NOTES ON UCLA

- According to Big Ten Network Research, UCLA is just the third Big Ten team all-time to lose its first four games and then win its next three, joining 1963 Indiana and 2001 Penn State. The only power conference teams to do so in the BCS/CFP era are 2001 Penn State, 2021 Florida State, and 2025 UCLA.
- UCLA won three straight games against No. 7 Penn State (Oct. 4), Michigan State (Oct. 11) and Maryland (Oct. 18) under interim head coach Tim Skipper. Across those three games, UCLA scored 100 points with 12 touchdowns and averaged 422.3 yards of total offense (233.3 rushing, 189.0 passing).
- UCLA, led by an interim head coach and new offensive and defensive play-callers, defeated No. 7 Penn State, 42-37, at the Rose Bowl for its first win over an AP top-10 opponent since Sept. 24, 2010.
- The Bruins lead the Big Ten Conference and rank fifth in the FBS in redzone efficiency with 25 scores on 26 trips for a 96.2 success rate (10 passing TDs, 6 rushing TDs and 9 FGs). UCLA has scored on 100 percent of its redzone trips in eight of nine games this year, failing only once at Michigan State on a missed field goal attempt.
- Quarterback Nico lamaleava has averaged 184.3 passing yards per game on 165-of-259 passing (63.7%), including 12 touchdowns, over the first nine starts of his UCLA career. He also leads the team in rushing yards (474), rushing touchdowns (4) and carries (96). The Bruins' second-leading rusher trails lamaleava by 197 yards (Jaivian Thomas, 277).
- N. lamaleava accounted for all of UCLA's five touchdowns (three rushing, two passing) and recorded 296 yards of total offense (166 passing, 128 rushing) in its 42-37 upset victory over Penn State. lamaleava's three rushing touchdowns tied a UCLA QB single-game record; the last time a Bruins quarterback ran for three touchdowns was Rick Bashore against Washington State on Oct. 14, 1978. Former All-American QBs Gary Beban and John Sciarra (twice) also accomplished the feat.
- Running back Anthony Frias II recorded a career-high 97 rushing yards on four carries (24.3 yards per carry), including his first career touchdown, in UCLA's 20-17 win over Maryland. Frias' score came on a 55-yard rush in the second quarter, which was good for UCLA's longest scoring play of the season. The Turlock, Calif. native also recorded a 35-yard rush during the Bruins' final drive of the game to put UCLA at the Maryland 5-yard line and set up the game-winning field goal.
- Wide receiver Titus Mokiao-Atimalala logged the first 100-yard receiving game of his career versus Maryland with 102 yards on six catches. Mokiao-Atimalala leads UCLA with three touchdowns this season.
- Linebacker JonJon Vaughns leads the Big Ten and ranks 12th in FBS with 9.8 tackles per game this season. Vaughns has recorded the first five double-digit tackle performances of his career in his final campaign in Westwood.
- Wide receiver Kwazi Gilmer has recorded a catch in 19 straight games. Gilmer leads the Bruins' receiving corps with 395 yards and 33 catches (12.0 yards per catch). Gilmer scored UCLA's first points against Penn State on an 11-yard pass on the first drive of the game. Gilmer also made the second-longest reception of his career against the Nittany Lions with a 43-yard play in the second quarter to set up a UCLA score.

UCLA's ALL-TIME RESULTS VS. OHIO STATE

Overall Record -- 4-4-1
Record in Los Angeles -- 3-2
Record at Rose Bowl Stadium -- 2-0
Record at Coliseum -- 1-2
Record at Columbus -- 1-2-1

Year	Result	Site	UCLA RK	OSU RK
2001	W, 13-6	H	14	21
1999	L, 20-42	A	13	14
1980	W, 17-0	A	11	2
1979	L, 13-17	H	17	14
1976	T, 10-10	A	4	8
1975	W, 23-10	N*	11	1
1975	L, 20-41	H	13	2
1962	W, 9-7	H	-	1
1961	L, 3-13	A	-	8

* 1976 Rose Bowl Game in Pasadena, Calif.
 ranking indicates that week's AP Top 25 poll

MOST RECENT MEETING (AP RECAP)

UCLA 13, Ohio State 6
Sept. 22, 2001- Rose Bowl Stadium (Pasadena, Calif.)

No. 14 UCLA stymied Ohio State throughout that weekend's only matchup of Top 25 teams in beating the 21st-ranked Buckeyes 13-6 before an enthusiastic crowd of 73,723 at the Rose Bowl.

The Bruins did an especially good job containing senior quarterback Steve Bellisari, who completed only 5-of-23 passes for 45 yards with two interceptions, netted 15 yards on nine rushing attempts, and refused comment afterward.

UCLA held Ohio State to eight first downs and 166 total yards. The Bruins had 18 first downs and 323 yards of offense, but four lost fumbles contributed to keeping the game close.

UCLA hadn't allowed fewer than six points since beating Texas 66-3 on Sept. 13, 1997.

The Bruins took a 7-0 lead on a 24-yard scoring pass from Cory Paus to Ryan Smith, capping an 80-yard, 14-play drive after the opening kickoff.

They would be limited to Chris Griffith's two field goals after that.

That left it to the defense to excel. And it was never better than midway through the third period, when with the score 10-6, Ohio State lost a yard on three plays after Tim Cheatwood recovered the third of DeShaun Foster's four fumbles at the Ohio State 9.

Following a false start, Josh Huston was wide left on a 32-yard field goal.

In the first half, Mike Nugent was wide right on a conversion attempt as well as a 28-yard field goal try after a fumble by Bryan Fletcher gave the Buckeyes (1-1) possession at the UCLA 15.

Paus and Smith hooked up for UCLA's touchdown on a third-and-9. The reception was the second of Smith's career and his first TD.

The Buckeyes scored their points less than four minutes later when Doss blocked Nate Fikse's punt, and Ricky Bryant recovered just before the ball went out of the end zone.

A moment of silence was observed before the game to honor the victims of the Sept. 11 terrorist attacks. As it was ending, a fan yelled, "God Bless America, yeah!" That drew a loud response from the crowd.

UCLA passed out 60,000 patriotic placards with the American flag on one side and "United, We Stand," on the other.

STATISTICS COMPARISON

Category	UCLA	FBS RK	B1G RK	OSU	FBS RK	B1G RK
3rd Down Conversion Pct.	.392	77	13	.563	2	2
3rd Down Conversion Pct. Defense	.557	134	18	.265	4	1
Completion Percentage	.625	67	11	.805	1	1
Kickoff Return Defense	14.82	8	4	18.08	35	7
Kickoff Returns	18.20	103	15	19.00	92	13
Net Punting	38.50	88	14	40.18	56	8
Passes Had Intercepted	7	65	12	4	11	1
Passes Intercepted	3	121	16	6	71	8
Passing Offense	184.3	108	15	286.3	18	2
Passing Yards Allowed	185.6	27	8	128.7	2	2
Punt Return Defense	6.91	65	9	3.00	9	4
Punt Returns	5.38	107	15	12.50	25	7
Red Zone Defense	.833	57	9	.563	1	1
Red Zone Offense	.962	5	1	.894	37	8
Rushing Defense	191.1	122	17	82.9	5	1
Rushing Offense	160.2	61	8	155.1	69	9
Sacks Allowed	2.44	103	13	0.56	4	2
Scoring Defense	30.7	111	17	7.2	1	1
Scoring Offense	20.4	114	17	36.3	18	4
Team Passing Efficiency	124.98	95	13	191.94	1	1
Team Passing Efficiency Defense	146.25	108	15	102.79	7	4
Team Sacks	0.67	134	18	2.78	14	3
Team Tackles for Loss	3.1	134	18	6.2	38	5
Time of Possession	29:34	74	13	33:13	6	2
Total Defense	376.7	77	15	211.6	1	1
Total Offense	344.6	101	14	441.4	25	4
Turnover Margin	-0.22	87	14	0.56	25	5
Turnovers Gained	8	108	15	11	68	8
Turnovers Lost	10	45	12	6	3	1

TOP-25-RANKED BRUINS

Player	Category	Mark	FBS RK	B1G RK
JonJon Vaughns	Total Tackles Per Game	9.8	12	1

BRUINS ON THE 2025 HONOR ROLL

Team	<i>Pop-Tarts Crazy Good Team of the Week (Oct. 6)</i>
Julian Armella	Allstate Wuerffel Trophy Watch List (July 31)
Jalen Berger	Doak Walker Award Preseason Candidate (Aug. 5)
Mateen Bhaghani	Big Ten Special Teams Player of the Week (Oct. 20) Lou Groza Award Watch List (Aug. 1)
Garrett DiGiorgio	Senior Bowl Top 300 List (Aug. 20) East-West Shrine Bowl 1000 Watch List (July 28)
Will Karoll	<i>Ray Guy Award Watch List (Oct. 27)</i>
Jaiavian Thomas	Doak Walker Award Preseason Candidate (Aug. 5) East-West Shrine Bowl 1000 Watch List (July 28)
Nico lamaleava	Maxwell Award Player of the Week (Oct. 7) Walter Camp National FBS Offensive Player of the Week (Oct. 7) Davey O'Brien National Quarterback of the Week (Oct. 7) AP National Player of the Week (Oct. 6) Big Ten Offensive Player of the Week (Oct. 6) Davey O'Brien Award Great 8 for Week 6 (Oct. 6) Manning Award "Stars of the Week" (Oct. 6) East-West Shrine Bowl 1000 Watch List (July 28) Maxwell Award Watch List (July 28) Walter Camp Player of the Year Watch List (Aug. 4) Davey O'Brien National Quarterback Award Preseason Watch List (Aug. 7) Polynesian College Football Player of the Year Watch List (Aug. 14) Senior Bowl Top 300 List (Aug. 20)
Key Lawrence	<i>The Lott Impact Trophy Player of the Week (Oct. 8)</i>
Titus Mokiao-Atimalala	Polynesian College Football Player of the Year Watch List (Aug. 14)
Gary Smith III	Senior Bowl Top 300 List (Aug. 20) Comeback Player of the Year Watch List (Aug. 19) East-West Shrine Bowl 1000 Watch List (July 28)
Tim Skipper	<i>Bear Bryant National Coach of the Week (Oct. 7)</i> <i>The Dodd Trophy Coach of the Week (Oct. 6)</i>
Siale Taupaki	Polynesian College Football Player of the Year Watch List (Aug. 14) East-West Shrine Bowl 1000 Watch List (July 28)
Reuben Unije	East-West Shrine Bowl 1000 Watch List (July 28)
Keanu Williams	Polynesian College Football Player of the Year Watch List (Aug. 14)

UNDER CENTER

- Redshirt sophomore Nico lamaleava has averaged 184.3 passing yards per game on 165-of-259 passing (63.7%), including 12 touchdowns, over the first nine starts of his UCLA career. He also leads the team in rushing yards (474), rushing touchdowns (4) and carries (96). The Bruins' second-leading rusher trails lamaleava by 197 yards (Jaivian Thomas, 277).
- N. lamaleava leads UCLA with nine 20-plus-yard plays (all rushes). The next closest Bruin is wide receiver Mikey Matthews with five (four receptions, one kickoff return). lamaleava's nine 20-plus-yard rushes pace UCLA by a wide margin; the Bruins' four running backs each have recorded two in that category.
- N. lamaleava ranks second among Big Ten Conference quarterbacks and 21st nationally in rushing yards with 474 on 96 attempts, trailing only Washington's Demond Williams Jr. (489 yards).
- N. lamaleava finished with two touchdowns and no interceptions in UCLA's 28-21 loss to Nebraska (Nov. 8), marking the third time this season he's had multiple TD throws without a pick. lamaleava totaled 191 passing yards on 17-of-25 attempts and led the Bruins with 86 rushing yards. It marked the fifth time this season he was UCLA's leading rusher. lamaleava also connected with running back Anthony Woods for a 45-yard touchdown on a screen pass in the third quarter, which was his longest completion of the season.
- N. lamaleava went without a touchdown pass for the first time this season in UCLA's 56-6 loss at Indiana (Oct. 25). lamaleava finished the game completing 13-of-27 attempts for 113 passing yards with two interceptions.
- N. lamaleava steered two scoring drives in the fourth quarter to lead UCLA to a Homecoming victory over Maryland (Oct. 18). With 5:39 remaining, lamaleava led an eight-play, 2:06 drive capped by a 14-yard touchdown pass to wide receiver Mikey Matthews to give the Bruins a 14-10 lead. After a game-tying touchdown by Maryland, lamaleava completed back-to-back passes to wide receiver Titus Mokiào-Atimalala for 33 yards to help put the Bruins in field goal territory. lamaleava completed 9-for-15 passes for 122 yards in the fourth quarter.
- N. lamaleava threw for a season-high three touchdowns and 180 yards on 16-of-24 passing in UCLA's 38-13 road win at Michigan State (Oct. 11). lamaleava connected with running back Jalen Berger (twice) and Mokiào-Atimalala on his touchdown passes. lamaleava also had a game-long 37-yard reception to Matthews.
- N. lamaleava accounted for all of UCLA's five touchdowns (three rushing, two passing) and recorded 296 yards of total offense (166 passing, 128 rushing) in the Bruins' 42-37 upset victory over Penn State (Oct. 4). lamaleava was responsible for all six of the UCLA offense's 20-plus-yard plays. He recorded UCLA's longest rush of the season and the longest of his career in the third quarter with a 52-yard carry.
- N. lamaleava's 128 rushing yards against Penn State bested his previous career high of 65 yards set against Northwestern just one week earlier (Sept. 27). The 128 rushing yards are the most by a UCLA QB since Brett Hundley rushed for 131 yards versus Arizona on Nov. 1, 2014. lamaleava also recorded the longest rush of his career in the third quarter versus Penn State with a 52-yard carry to help set up a Bruins score.
- N. lamaleava's three rushing touchdowns versus Penn State matched a career high and tied a UCLA QB single-game record. The last time a Bruins quarterback ran for three TDs previously was Rick Bashore against Washington State on Oct. 14, 1978. Former All-American QBs Gary Beban and John Sciarra (twice also accomplished the feat).
- N. lamaleava completed 17-of-24 passes for 166 yards and two touchdowns against Penn State. His longest complete of the game was a 43-yard pass to wide receiver Kwazi Gilmer in the second quarter to set up a scoring drive.
- N. lamaleava earned numerous honors for his career performance versus Penn State: AP National Player of the Week, Maxwell Award Player of the Week, Walter Camp National Offensive Player of the Week, Davey O'Brien National Quarterback of the Week and Big Ten Offensive Player of the Week.
- N. lamaleava accounted for 314 yards of total offense (255 passing, 59 rushing) and two touchdowns in UCLA's loss at UNLV (Sept. 6). The performance marked lamaleava's third career game, and first at UCLA, with 300-plus yards of total offense. With 8:50 remaining in the fourth quarter, lamaleava rushed for a 30-yard touchdown – the second longest scoring run of his career – to cut UNLV's lead to 30-20.
- N. lamaleava completed 19-of-27 passes for 180 yards and a touchdown in UCLA's 17-14 setback at Northwestern. lamaleava led UCLA in rushing with 65 yards. lamaleava also tied his career-long rush with a 32-yard tote in the third quarter to set up a Bruins' field goal. lamaleava also completed his longest TD pass of the season with a 29-yard strike to Kwazi Gilmer midway through the fourth quarter.
- N. lamaleava completed 22-of-34 passes for 217 yards and one touchdown and one interception in UCLA's 35-10 loss to New Mexico (Sept. 12). lamaleava connected with wide receiver Mikey Matthews on a 32-yard strike in the second quarter, which set up a touchdown drive.
- N. lamaleava completed 11-of-22 passes for 136 yards with one touchdown and one interception in his UCLA debut versus Utah (Aug. 30). lamaleava's first score as a Bruin came in the second quarter when he connected with running back Anthony Woods for a 19-yard touchdown pass. lamaleava also totaled a team-high 47 rushing yards.
- Redshirt sophomore Luke Duncan made his collegiate debut in the fourth quarter to seal a victory against Michigan State.
- N. lamaleava officially signed with UCLA out of the transfer portal on April 20 after spending the previous two seasons at Tennessee. The Long Beach, Calif. native returns home after leading the Volunteers to an 11-3 record as the starting quarterback and a College Football Playoff (CFP) appearance in 2024.
- N. lamaleava was named to five 2025 preseason watch lists in anticipation of his first game in a Bruins uniform: Maxwell Award, Walter Camp Player of the Year, Davey O'Brien Quarterback of the Year, Johnny Unitas Golden Arm Award and Polynesian Player of the Year.
- N. lamaleava finished last season completing 213-of-334 passes (63.8%) for 2,616 yards (201.2 yards per game) and 19 touchdowns with five interceptions. He totaled 299-plus yards of total offense in three contests against UT-Chattanooga (320), Kentucky (306) and Vanderbilt (299).
- Of Samoan descent, N. lamaleava was tabbed as a 2024 Polynesian College Football Player of the Year Finalist during his breakout redshirt freshman season. Also on the awards circuit, lamaleava hauled in four SEC Freshman of the Week awards.
- N. lamaleava became the first Tennessee freshman to lead the program to 10 regular season wins and the first Tennessee quarterback, regardless of class, to win 10 games since Casey Clausen in 2003.

continued on next page

MEDIA INFORMATION

UCLA Athletic Communications
J.D. Morgan Center, Suite 128
325 Westwood Plaza, Los Angeles, CA 90095

Media Contacts

<i>Primary Football Contact</i>	Andrew Sinatra (9th season) asinatra@athletics.ucla.edu, (310) 613-7389
<i>Secondary Football Contact</i>	Andrew Wagner (3rd season) awagner@athletics.ucla.edu, (818) 437-3160
<i>Secondary Football Contact</i>	Vinny Lavalsiti (2nd season) vialavalsiti@athletics.ucla.edu, (209) 781-6810

Media Availability

UCLA's media requests and all credential inquiries are coordinated through the university's Athletic Communications Office. Coach Skipper and selected student-athletes are available during the football season on designated dates. For details about UCLA's media availability and all interview requests, please reach out to [all three contacts listed above](#).

Credentials

Admission to the press box at Rose Bowl Stadium is through credential only. All credential requests should be made through the Athletic Communications office at least four days in advance. Media inquiries should be sent via email to [all three contacts listed above](#).

QUICK FACTS

School Information

Founded	1919
Enrollment	46,676
Nickname	Bruins
Colors	Blue and Gold
Affiliation	NCAA Division I (FBS)
Conference	Big Ten
Chancellor	Dr. Julio Frenk
Director of Athletics	Martin Jarmond
Senior Woman Administrator	Dr. Christina Munger-Rivera
Faculty Representative	Dr. Michael Teitell
Athletic Dept. Phone	(310) 825-8699
Ticket Office Phone	(310) 825-2101

Stadium Information

Home Stadium (capacity)	Rose Bowl Stadium (91,136)
Home Field Name	Spieker Field at the Rose Bowl
Stadium Location	Pasadena, Calif.
Year Built	1922
Surface	Natural Grass
First Year as Home	1982 Season
UCLA Record at Rose Bowl	178-93-2

Football History

First Season	1919 (107th season in 2025)
All-Time Record	653-463-37
Bowl Game Selections	39
National Championships	1 (1954 [UPI Poll])
Conference Championships	17 (last 1998)
Longest Win Streak	20 games (1997-98)
NFL Draft Picks (1st Round)	343 (35)

Team Information

2024 Record	5-7
2024 Big Ten Record (finish)	3-6 (T-12th)
2024 Home/Road	2-4/3-3
Offensive Starters Returning/Lost *	10/13
Defensive Starters Returning/Lost *	4/12
Special Teams Starters Returning/Lost *	2/4
Newcomers in 2025	59
Incoming Transfers in 2025	37
Incoming Freshmen in 2025	22

* started at least one game last season

2025 BIG TEN CONFERENCE STANDINGS

Team (AP RK)	Big Ten	Overall	PF	PA
1. Indiana (2)	7-0	10-0	445	121
2. Ohio State (1)	6-0	9-0	327	65
3. Michigan (18)	5-1	7-2	253	155
Oregon (7)	5-1	8-1	348	124
USC (17)	5-1	7-2	356	196
6. Iowa	4-2	6-3	266	123
Minnesota	4-2	6-3	214	194
8. Nebraska	4-2	7-3	325	199
9. Illinois	3-3	6-3	298	233
Northwestern	3-3	5-4	197	172
UCLA	3-3	3-6	184	276
Washington	3-3	6-3	294	180
13. Rutgers	2-5	5-5	299	300
14. Maryland	1-5	4-5	228	211
Wisconsin	1-5	3-6	113	201
16. Michigan State	0-6	3-6	230	283
Penn State	0-6	3-6	276	201
18. Purdue	0-7	2-8	209	277

UPCOMING BIG TEN GAMES

Friday, Nov. 14

Minnesota at Oregon (FOX) - 6 p.m.

Saturday, Nov. 15

Wisconsin at Indiana (BTN) - 9 a.m.

Michigan at Northwestern (FOX) - 9 a.m.

Maryland at Illinois (FS1) - 12:30 p.m.

Iowa at USC (BTN) - 12:30 p.m.

Penn State at Michigan State (CBS) - 12:30 p.m.

Purdue at Washington (FS1) - 4 p.m.

UCLA at Ohio State (NBC) - 4:30 p.m.

Game times listed are Pacific.

UCLA's NUMBERS UNDER NEW LEADERSHIP

DEFENSE

	Gms 1-3	Gms 4-9
Total Defense	431.0	349.5
Scoring Defense	36.0	28.0
Rushing Defense	244.0	164.7
Passing Defense	187.0	184.8
Passing Efficiency Defense	184.73	131.8
Team TFL-Yards	5.0-26	23.0-74
Team TFL Per Game	1.67	3.83
Sacks-Yards	2.0-21	4.0-28
Interceptions-Yards	0-0	3-36
3rd Down Conversion %	62.0	53.0

OFFENSE

	Gms 1-3	Gms 4-9	Gms 5-9
Total Offense	324.7	354.5	363.2
Scoring Offense	14.3	23.5	25.4
Rushing Offense	122.0	179.3	189.0
Passing Offense	202.7	175.2	174.2
Passing Efficiency	119.4	128.3	127.2
Time of Possession	25:47	31:28	32:37
3rd Down Conversion %	23.0	46.0	45.0

Note: Tim Skipper took over as interim head coach and Kevin Coyle took over as defensive play-caller beginning with Game 4 (at Northwestern).

Note: Jerry Neuheisel took over as offensive play-caller beginning with Game 5 (vs. Penn State).

HOMES OF UCLA FOOTBALL

Venue	Years	Home Record
Moore Field	1919-27 (9 seasons)	16-18-3 (.432)
L.A. Coliseum ^	1928-81 (54 seasons)	207-95-12 (.659)
Rose Bowl ^	1982-Pres. (44 seasons)	171-90-2 (.650)

^ Moved to the L.A. Coliseum after joining Pacific Coast Conference
 ^ Excludes results in The Rose Bowl Game

continued from previous page

- N. lamaleava ranked second in the Southeastern Conference with six 50-plus-yard completions last season. He posted a career-long completion of 86 yards in the final week of the 2024 season at Vanderbilt.
- N. lamaleava accounted for a career-high 314 yards through the air on 22-of-28 passing with three touchdowns – all coming in the first half – in Tennessee's 2024 season opener versus UT-Chattanooga. His 314 yards broke the program record for passing yards in a half and marked the fourth total 300-yard performance by a Volunteers quarterback.
- N. lamaleava tossed a career-high four passing touchdowns on two occasions last season in Weeks 11 (UTEP) and 12 (Vanderbilt). He threw for multiple touchdowns in five games in his Tennessee career, all of which came in 2024.
- N. lamaleava entered 2025 having totaled 2,930 passing yards and 21 touchdowns on 241-of-379 passing (64.0%) over his 18 games at Tennessee.
- N. lamaleava was thrust into his first career start as a true freshman versus Iowa in the Citrus Bowl on Jan. 1, 2024, leading Tennessee to a 35-0 shutout victory in which he was named MVP. He accounted for 178 yards of total offense and four touchdowns (three rushing, one passing) against Iowa's staunch defense.
- N. lamaleava, a graduate of Warren High School in Downey, Calif., was listed as the No. 1 overall player in the Class of 2023 by On3 and No. 2 overall by Rivals and 247Sports. He was honored as the 2022 Polynesian High School Player of the Year after leading Warren to a 9-2 record and CIF-SS Division II playoff appearance in the final season of his prep career.
- Nico shares the QB room with his younger brother, Madden lamaleava, who joined the Bruins out of the transfer portal as a true freshman from Arkansas.
- Redshirt senior Ethan Garbers started 11 of 12 games last season as UCLA's primary quarterback. Garbers totaled 2,727 passing yards on 235-of-363 attempts (64.7%) and 16 touchdowns with 11 interceptions in his final college campaign. He averaged 247.9 yards per game over his 11 contests (missed Week 5 at Penn State) and finished the season ranked 21st in the FBS with 21.36 completions per game, which was good for third in the Big Ten.

BRUIN BALL CARRIERS

- Three UCLA running backs – Jalen Berger, Anthony Woods and Anthony Frias II – accounted for each of the team's three scores in its 28-21 loss to Nebraska (Nov. 8). Berger rushed for his second touchdown of the season on a goal-line carry in the second quarter. Woods notched the longest catch of the season for UCLA on his 45-yard touchdown on a screen pass in the third quarter. Woods' catch was his second TD reception of the season and third of his career. Frias recorded his first career touchdown reception on a nine-yard pass in the fourth quarter.
- Redshirt senior Anthony Frias II recorded a career-high 97 rushing yards on four carries (24.3 yards per carry), including his first career touchdown, in UCLA's 20-17 win over Maryland (Oct. 18). Frias' score came on a 55-yard rush in the second quarter, which was good for UCLA's longest play, of any kind, this season. The Turlock, Calif. native also recorded a 35-yard rush during the Bruins' final drive of the game to put UCLA at the Maryland 5-yard line and set up the game-winning field goal.
- Frias' 55-yard run was UCLA's longest scoring rush since a 62-yard score by T.J. Harden against NC Central on Sept. 16, 2023. For Frias, that one run alone eclipsed his previous career high for single-game rushing yards of 43 set against Fresno State last season on Nov. 30. Overall, Frias finished with a career-high 130 yards of total offense (97 rushing, 31 kickoff return and 2 receiving).
- Frias led UCLA in rushing for the second time in as many games with 31 yards on six carries at Indiana (Oct. 25).
- UCLA has averaged 189.0 yards rushing and 4.9 yards per carry (1,054 rushing yards, 193 carries) with seven rushing touchdowns since assistant head coach Jerry Neuheisel took over offensive play calling duties (last five games). Four different players have rushed for a touchdown in that span: Jalen Berger, Anthony Frias II, Nico lamaleava (3) and Jaivian Thomas.
- Redshirt senior Jalen Berger recorded a career-high-tying three touchdowns (two receiving, one rushing) and 89 rushing yards on 12 carries in his return to Michigan State (Oct. 11). Berger's 89 rushing yards were the most by a UCLA running back this season and smashed his previous high as a Bruin (38). It also marked the second time this season somebody besides Nico lamaleava led the team in rushing.
- Against Michigan State, Berger became the first UCLA running back with multiple receiving TDs since Demetric Felton did so against USC in 2020. Berger also became the first UCLA non-QB with three total TDs since Carson Steele versus USC in 2023. Berger is now up to 11 rushing TDs and three receiving TDs (all as a Bruin) in his career.
- Junior Jaivian Thomas logged his first rushing touchdown as a Bruin on a 1-yard rush in the second half at Michigan State, marking the ninth total TD of his three-year college career. Berger and Thomas' rushing touchdowns at Michigan State marked the first non-Nico lamaleava rushing TDs of the season for UCLA.
- Redshirt junior Anthony Woods (63 yards, 14 carries), Thomas (60 yards, 16 carries) and Berger (29 yards, six carries) helped UCLA rush for 269 rushing yards in its 42-37 upset victory over No. 7 Penn State (Oct. 4). The 269 rushing yards marked a season high and were UCLA's most in a game since gaining 280 yards versus Boise State in the 2023 LA Bowl at SoFi Stadium.
- UCLA topped 200-plus rushing yards for the second time in as many games with 238 at Michigan State and 269 versus Penn State. The Bruins had most recently rushed for 200 or more yards in back-to-back games during the 2023 seasons (three straight games against Oregon State, Stanford and Colorado).
- UCLA's 269 rushing yards versus Penn State were the most allowed by the Nittany Lions since Michigan rushed for 418 yards on Oct. 15, 2022. That marks the only two times Penn State has allowed 269-plus rushing yards since the start of the 2020 season.
- Four different Bruins logged 20-plus-yard rushes during UCLA's 30-23 setback at UNLV (Sept. 6), marking the first time UCLA had accomplished that feat since Week 3 of the 2023 season in a 59-7 win over NC Central. That group included quarterback Nico lamaleava (30-yard TD run) and running backs Thomas (32), A. Woods (20) and Berger (20).
- A. Woods led UCLA in rushing for the first time this season with 64 yards on 10 carries (6.4 yards per carry) in the Bruins' 35-10 loss to New Mexico (Sept. 12). Woods recorded his longest run of the season on a 33-yard tote to end the first half.
- Thomas led UCLA's running backs with 43 yards in UCLA's 30-23 loss at UNLV (Sept. 6). Thomas recorded his longest run of the season in that contest with a 32-yard dash on the Bruins' first drive.

continued on next page

continued from previous page

- A. Woods scored UCLA's first touchdown of the season on a 19-yard reception in the second quarter versus Utah during his Bruins debut (Aug. 30). The score marked Woods' first touchdown reception since 2023 as a sophomore at Idaho. Woods finished the game with a team-high and career-high 48 receiving yards.
- Berger and Frias are UCLA's only returning rushers who tallied a carry from the 2024 season.
- Berger and Thomas were both named to the 2025 Doak Walker Award Watch List, which is given annually to the top running back in the nation.
- A. Woods starred at Idaho (FCS) for two seasons (2022-23) prior to redshirting 2024 at Utah due to injury. Woods earned All-Big Sky Conference honors both seasons at Idaho, totaling 2,027 rushing yards and 19 touchdowns over his 24 games as a Vandal.
- A. Woods was named All-Big Sky First Team in his most recent season of competition (2023). He finished his sophomore campaign with 1,155 rushing yards on 206 carries and 16 touchdowns. He posted six 100-yard rushing performances.
- A. Woods leads all student-athletes on UCLA's 2025 roster with eight career 100-yard performances (all at Idaho).
- Thomas, also known as "Jet", was California's leading rusher in 2024 with 626 yards and seven touchdowns on 100 carries (6.3 yards per carry), despite starting only three games.
- Thomas posted his first career 100-yard rushing performance versus San Diego State in 2024 with 169 yards on 17 attempts. Additionally, Thomas has recorded one multi-TD performance, coming against N.C. State last season.
- Berger appeared in eight games as a reserve in his debut season at UCLA, totaling 178 yards on 48 carries (3.7 yards per carry). The Newark, N.J. native found the endzone twice as a receiver at Rutgers (Oct. 19) and Nebraska (Nov. 2), marking the second time in his career he had posted a score in back-to-back games. Berger's receiving touchdown in his home state of New Jersey marked his first score in a Bruins uniform and the first TD reception of his career.
- Berger has broken the 100-yard rushing mark three times, including a season-opening 16-carry, 120-yard performance against Western Michigan (Sept. 2) for Michigan State in 2022. He started 11 games for the Spartans that year.
- Berger entered the 2025 season with 1,343 rushing yards on 305 carries, including 10 touchdowns, over 32 career games at UCLA, Michigan State (2022-23) and Wisconsin (2020-21).
- Frias saw his most playing time as a Bruin in the 2024 season finale versus Fresno State (Nov. 30), rushing 13 times for 43 yards while catching two passes for 18 yards. He spent the previous two seasons as a reserve running back at Kansas State where he totaled 42 rushing yards on 13 carries.
- Running back T.J. Harden led UCLA with 536 rushing yards on 124 attempts (4.1 yards per carry) in 2024. Secondary backs Keegan Jones and Jalen Berger posted near-identical numbers with 188 yards on 47 attempts and 178 yards on 48 attempts, respectively. Quarterback Ethan Garbers ranked second on the team with 368 yards on the ground.

WIDEOUTS

- Sophomore Kwazi Gilmer has recorded a catch in 19 straight games. Gilmer leads the Bruins' receiving corps with 395 yards and 33 catches (12.0 yards per catch). He has two touchdown catches this season.
- Redshirt sophomore Rico Flores Jr. has a team-high six receptions and 52 yards in UCLA's 28-21 setback to Nebraska (Nov. 8). Flores' six receptions were his most in a Bruin uniform and the second-most in his career.
- Redshirt senior Titus Mokiao-Atimalala logged the first 100-yard receiving game of his career with 102 yards on six catches versus Maryland (Oct. 18). He caught back-to-back passes for 33 yards on UCLA's final drive to help set up a game-winning field goal in the final seconds. Mokiao-Atimalala finished the game with three separate 20-plus-yard plays (two catches, one kickoff return), which was the most by someone other than Nico lamaleava this season. The six catches also tied his career high which was set in Week 11 of last season versus USC on Nov. 23.
- Mokiao-Atimalala leads UCLA with three touchdowns this season. He ranks third on the team with 247 receiving yards on 19 catches (13.0 yards per catch).
- Mokiao-Atimalala caught his second TD pass in as many weeks on a 12-yard pass from quarterback Nico lamaleava in the second quarter at Michigan State (Oct. 11). It marked the sixth TD catch of his career.
- Junior Mikey Matthews recorded his first touchdown as a Bruin and the second of his career on a 14-yard pass in the fourth quarter versus Maryland. Matthews' clutch catch in man coverage gave UCLA a 14-10 lead with 3:33 remaining in the game.
- Matthews made his longest catch of the season with a 37-yard grab in the second quarter at Michigan State.
- Gilmer scored UCLA's first points against Penn State on an 11-yard pass on the first drive of the game (Oct. 4). Gilmer also made the second-longest reception of his career against the Nittany Lions with a 43-yard play in the second quarter to set up a UCLA score.
- Mokiao-Atimalala caught a touchdown against Penn State on a six-yard pass in the second quarter. He finished the game with 41 receiving yards.
- Gilmer tallied his first touchdown grab of the season on a 29-yard connection with N. lamaleava in the fourth quarter of UCLA's 17-14 loss at Northwestern (Sept. 27). He finished with a team-high 51 receiving yards.
- Flores Jr. recorded a team-high four catches for 43 yards at Northwestern after missing 11 straight dating back to last season due to injury.
- Flores led UCLA in receiving yards for the first time this season at Indiana (Oct. 25), taking four catches for 50 yards.
- Gilmer hauled in a career-high eight receptions for 87 yards in UCLA's loss at UNLV (Sept. 6). His 87 yards were one shy of his career high set at Nebraska last season (88). Two of those catches came on UCLA's final drive to help put the team at UNLV's 24-yard line and set up a scoring opportunity.
- Mokiao-Atimalala recorded his first touchdown of the season in the second quarter versus New Mexico (Sept. 12). The score marked his first touchdown grab since Week 9 of the 2024 season versus Iowa on Nov. 8.
- Matthews led UCLA in receiving yards for the first time this season with 67 yards on three catches (22.3 yards per catch) versus New Mexico.
- Redshirt senior Ezavier Staples caught his first two passes of the season for 18 yards on back-to-back plays during UCLA's final drive at UNLV. The two receptions marked his first in 17 games played (previously recorded a catch at Stanford in 2023).

continued on next page

BRUINS BY CLASS

Redshirt Seniors (30): OL Oluwafunto Akinshilo, DL Devin Aupiu, DL Kechaun Bennett, RB Jalen Berger, DL Jacob Busic, OL Conor Clyde, OL Garrett DiGiorgio, OL Courtland Ford, OL Anthony Frias II, TE Hudson Habermehl, DL Jalen Hargrove, OL Jaylan Jeffers, DB Jamier Johnson, DB Key Lawrence, OL Yutaka Mahe, OL Tautai Li'o Marks, WR Titus Mokiao-Atimalala, LB Ben Perry, K Cash Peterman, OL Richie Pinomi, OL Noah Pulealii, DL Gary Smith III, WR Ezavier Staples, DL Michael Sullivan, DB Bryon Threats, OL Reuben Unije, LB JonJon Vaughns, OL Caleb Walker, DL Keanu Williams, WR Jaedon Wilson
Seniors (3): DL Nico Davillier, WR Jackson Meehan, WR Kyle Miller
Redshirt Juniors (11): LS Salem Abdul-Wahab, OL Julian Armella, DL Anthony Jones, WR Jadyan Marshall, TE Jack Pedersen, TE Jake Renda, DB Croix Stewart, DL Siale Taupaki, RB Anthony Woods, LB Jalen Woods, OL Sam Yoon
Juniors (7): OL K.D. Arnold, K Mateen Bhaghani, DB Scooter Jackson, DB Andre Jordan Jr., P Will Karoll, WR Mikey Matthews, RB Jaivian Thomas
Redshirt Sophomores (20): TE Peter Bario, DL Grant Buckley, RB Isaiah Carlson, LB Isaiah Chisom, QB Pierce Clarkson, DB Joshua Dixon, QB Luke Duncan, WR Rico Flores Jr., DL A.J. Fuimaono, QB Nico lamaleava, LB Ty Lee, LB Mone Malafu, DB Cole Martin, LB Wyatt Mosier, DB Rodrick Pleasant, DL Ashton Sanders, WR Carter Shaw, DB Robert Stafford III, DB Marquise Villahermosa, DB Aaron Williams
Sophomores (1): WR Kwazi Gilmer
Redshirt Freshmen (14): DB Brett Barry, DB Jamir Benjamin, OL Eugene Brooks, DB Kanye Clark, LS Morrow Evans, WR Karson Gordon, QB Henry Hasselbeck, RB Troy Leigber, LB Donavyn Pelot, LB Jacob Reis, WR Jalen Saint Paul, OL Jensen Somerville, OL Michael Sultemeier, WR Russell Weir
Freshmen (23): OL Garrison Blank, WR Jace Brown, DL Cole Cogshell, DB Chase Coleman, RB Karson Cox, TE Noah Fox-Flores, QB Colton Gumino, DL Lucien Holland, DB Jadyan Hudson, QB Madden lamaleava, DL Kuron Jabari Jr., DL Robert James III, OL Nehemiah Johnson, DB Zeke Johnson, P Lennox Miller, LS Halakilangi Muagututi'a, DL Tyler Partlow, WR Shane Rosenthal, TE Dylan Sims, WR Jonah Smith, LB Scott Taylor, LB Jewelous "Juju" Walls, DB LaRue Zamorano III

BRUIN TRANSFERS (52)

Name	Pos.	Grad.	Previous School
Salem Abdul-Wahab	LS		Northern Colorado
Julian Armella	OL		Florida State
K.D. Arnold	OL		Jacksonville State
Oluwafunto Akinshilo	OL	X	Iowa State
Devin Aupiu	DL	X	Notre Dame
Kechaun Bennett	DL	X	Michigan
Jalen Berger	RB	X	Michigan State
Mateen Bhaghani	K		California
Eugene Brooks	OL		Oklahoma
Jacob Busic	DL		Navy
Isaiah Chisom	LB		Oregon State
Pierce Clarkson	QB		Louisville
Conor Clyde	OL	X	Dayton
Nico Davillier	DL		Arkansas
Morrow Evans	LS		Ohio State
Rico Flores Jr.	WR		Notre Dame
Courtland Ford	OL	X	Kentucky
Anthony Frias II	RB	X	Kansas State
Jalen Hargrove	DL	X	Rice
Madden lamaleava	QB		Arkansas
Nico lamaleava	QB		Tennessee
Scooter Jackson	DB		Utah Tech
Jaylan Jeffers	OL	X	Oregon
Jamier Johnson	DB	X	Indiana
Anthony Jones	DL		Michigan State
Andre Jordan Jr.	DB		Oregon State
Will Karoll	P		Tulane
Key Lawrence	DB	X	Ole Miss
Cole Martin	DB		Arizona State
Tautai Li'o Marks	OL	X	Hawai'i
Mikey Matthews	WR		California
Jackson Meehan	WR		Santa Barbara CC
Kyle Miller	WR		Tennessee
Titus Mokiao-Atimalala	WR		UCF
Ben Perry	LB	X	Louisville
Cash Peterman	K	X	Arizona
Richie Pinomi	OL	X	Georgetown
Rodrick Pleasant	DB		Oregon
Jake Renda	TE	X	Pittsburgh
Jalen Saint Paul	WR		Oregon
Ashton Sanders	DL		Oklahoma
Gary Smith III	DL		Duke
Robert Stafford III	DB		Miami (FL)
Michael Sullivan	DL	X	American River College
Jaivian Thomas	RB		California
Bryon Threats	DB	X	UCF
Reuben Unije	OL	X	Louisville
Caleb Walker	OL	X	College of the Sequoias
Aaron Williams	DB		Louisville
Keanu Williams	DL	X	Oregon
Jaedon Wilson	WR	X	Arkansas
Anthony Woods	RB		Utah

BRUINS BY STATE/COUNTRY

Alabama (1): OL K.D. Arnold
Arizona (3): OL Jaylan Jeffers, K Cash Peterman, TE Dylan Sims
Arkansas (1): DL Nico Davillier
Australia (2): P Will Karoll, P Lennox Miller
California (66): LS Salem Abdul-Wahab, DL Devin Aupiu, TE Peter Bario, DB Brett Barry, K Mateen Bhaghani, OL Garrison Blank, WR Jace Brown, DL Grant Buckley, LB Isaiah Chisom, DB Kanye Clark, QB Pierce Clarkson, DL Cole Cogshell, RB Karson Cox, OL Garrett DiGiorgio, DB Joshua Dixon, QB Luke Duncan, WR Rico Flores Jr., RB Anthony Frias II, WR Kwazi Gilmer, TE Hudson Habermehl, DL Lucien Holland, DB Jadyin Hudson, QB Madden lamaleava, QB Nico lamaleava, DB Kuron Jabari Jr., DB Scooter Jackson, DL Robert James III, DB Jamier Johnson, OL Nehemiah Johnson, DB Zeke Johnson, LB Ty Lee, RB Troy Leigber, OL Yutaka Mahe, OL Tautai, Li'o Marks, WR Jadyin Marshall, DB Cole Martin, WR Mike Matthews, WR Jackson Meehan, WR Kyle Miller, TE Jack Pedersen, OL Richie Pinomi, DB Rodrick Pleasant, OL Noah Pulealii, LB Jacob Reis, WR Shane Rosenthal, WR Jalen Saint Paul, DL Ashton Sanders, WR Carter Shaw, WR Jonah Smith, WR Ezavier Staples, DB Croix Stewart, DL Michael Sullivan, OL Michael Sultemeier, DL Siale Taupaki, LB Scott Taylor, RB Javivan Thomas, LB JonJon Vaughns, DB Marquise Villahermosa, OL Caleb Walker, LB Jewelous "JuJu" Walls, WR Russell Weir, DB Aaron Williams, DL Keanu Williams, RB Anthony Woods, LB Jalen Woods, OL Sam Yoon, DB LaRue Zamorano III
Connecticut (1): DL Kechaun Bennett
Florida (2): OL Julian Armella, Robert Stafford III
Georgia (1): OL Reuben Unije
Hawaii (3): WR Titus Mokiao-Atimalala, LB Mone Maiafu, LS Halakilangi Muagututu'a
Illinois (4): OL Conor Clyde, OL Courtland Ford, QB Colton Gumino, LB Ben Perry
Maryland (1): DL Jacob Busic
Massachusetts (1): QB Henry Hasselbeck
Michigan (1): DB Jamir Benjamin
Nevada (4): OL Eugene Brooks, OL A.J. Fuimaono, DL Anthony Jones, LB Donavyn Pellet
New Jersey (4): RB Jalen Berger, DL Jalen Hargrove, DL Tyler Partlow, TE Jake Renda
Nigeria (1): Oluwafunto Akinshilo
Ohio (1): DB Bryon Threats
Tennessee (2): DB Key Lawrence, DL Gary Smith III
Texas (4): DB Chase Coleman, LS Morrow Evans, QB Karson Gordon, WR Jaedon Wilson
Utah (2): OL Jensen Somerville
Washington (3): RB Isaiah Carlson, TE Noah Fox-Flores, DB Andre Jordan Jr.

BRUIN GRADUATES (32)

Pos., Name	School
OL Oluwafunto Akinshilo	UCLA
DL Devin Aupiu	UCLA
DL Kechaun Bennett	Michigan
RB Jalen Berger	Michigan State
DL Jacob Busic	UCLA
OL Conor Clyde	Dayton
OL Garrett DiGiorgio	UCLA
OL Courtland Ford	Kentucky
RB Anthony Frias II	Kansas State
TE Hudson Habermehl	UCLA
DL Jalen Hargrove	Rice
OL Jaylan Jeffers	UCLA
DB Jamier Johnson	Indiana
DB Key Lawrence	Oklahoma
OL Yutaka Mahe	UCLA
OL Tautai Li'o Marks	Tulsa
TE Jack Pedersen	UCLA
LB Ben Perry	Louisville
K Cash Peterman	Arizona
OL Richie Pinomi	Georgetown
OL Noah Pulealii	UCLA
TE Jake Renda	Pittsburgh
DL Gary Smith III	UCLA
WR Ezavier Staples	UCLA
DL Michael Sullivan	UCLA
DL Siale Taupaki	UCLA
DB Bryon Threats	UCF
OL Reuben Unije	Houston
LB JonJon Vaughns	UCLA
OL Caleb Walker	UCLA
DL Keanu Williams	UCLA
WR Jaedon Wilson	Arkansas

continued from previous page

- UCLA has five returning wide receivers that saw game action during the 2024 season: sophomore Kwazi Gilmer, redshirt sophomores Rico Flores Jr. and Carter Shaw and redshirt seniors Titus Mokiao-Atimalala and Ezavier Staples.
- Gilmer led his position group with 31 receptions as a true freshman last season and ranked second among all UCLA wideouts with 345 receiving yards (trailed redshirt senior Logan Loya's 348 yards). Gilmer's two receiving touchdowns in 2024 are tied with running back Jalen Berger for the most among the Bruins' returners.
- Gilmer was named Big Ten Freshman of the Week after his most impactful game of last season at Nebraska (Nov. 2). The Sierra Canyon School product posted a season-high 88 receiving yards while reeling in his first career TD reception on a 48-yard grab.
- Gilmer recorded a catch in 10 straight games to close the 2024 season, marking the longest streak for a UCLA wide receiver that year.
- Mokiao-Atimalala entered his fifth season as a collegian with 675 career receiving yards on 55 catches (12.3 yards per catch), including three touchdowns.
- Mokiao-Atimalala set a career high in receptions (six) last season against USC on Nov. 23, 2024.
- Flores Jr. made three 20-plus-yard receptions over four games last season before his year was cut short due to injury. He caught two passes that went for 39 yards or more at Hawai'i (Aug. 31). His 39-yarder went for a touchdown.
- Matthews transferred to UCLA this past offseason from California where he posted 32 receptions, 272 receiving yards and one touchdown in 2024. While at Cal, Matthews was coached by new UCLA passing game coordinator and wide receivers coach Burl Toler III.
- Matthews, who played in all 12 games as a true freshman at Utah in 2022, enters his third college season with 533 career receiving yards on 61 receptions, including one touchdown.

Y-LIFE

- Redshirt senior Hudson Habermehl has started in eight of UCLA's nine games this season after missing the entirety of last year due to injury. Habermehl caught his lone target in the Bruins' season opener versus Utah for nine yards (Aug. 30).
- Habermehl recorded a season-high 35 receiving yards on three catches, including a season-long 26-yard reception, in UCLA's 38-13 win at Michigan State (Oct. 11).
- True freshman Noah Fox-Flores recorded the first catch and touchdown of his career on a four-yard pass from Nico lamaleava at the 7:48 mark in the third quarter at UNLV (Sept. 6). Fox-Flores is the first UCLA true freshman tight end to record a touchdown since Thomas Duarte in 2013.
- Habermehl recorded a career-high four catches for 20 yards in UCLA's 35-10 loss to New Mexico (Sept. 12)
- Redshirt junior Jack Pedersen matched his career high in catches with three for 20 yards as a reserve TE at UNLV.
- Pedersen returns after making his first four career starts and playing in all 12 games last season. Pedersen hauled in 12 passes for 126 yards (10.5 yards per catch) and recorded the first touchdown of his career on a 20-yard strike at LSU (Sept. 21).
- Pedersen turned in season highs in receptions (3) and receiving yards (37) in UCLA's loss at Washington last season (Nov. 15).
- Habermehl enters his seventh year at UCLA after missing all of 2024 due to injury. He played in 30 contests and made six starts in his three previous seasons of competition.
- Habermehl's five career touchdown receptions lead all Bruins on the 2025 roster. His last TD reception came in UCLA's 2023 LA Bowl victory over Boise State.
- Senior tight end Moliki Mataavao was UCLA's leading receiver in 2024 with 506 yards and 41 catches (12.3 YPC). Mataavao was one of two Bruins to have two games with 100-plus yards receiving (104 at Rutgers; 120 vs. Fresno State).
- Mataavao was UCLA's lone offensive selection in the 2025 NFL Draft, being picked in the seventh round, 248th overall by the New Orleans Saints. His is the fifth UCLA tight end to be drafted in the past 10 years (since 2016).

OBSERVING THE O-LINE

- UCLA's offensive line unit of Ford-Brooks-Yoon-DiGiorgio-Unije helped UCLA average 233.3 yards rushing and 5.3 yards per carry (700 rushing yards, 131 carries) with six rushing touchdowns over its three-game winning streak against Penn State (269 yards), Michigan State (238) and Maryland (193).
- UCLA saw its regular O-Line configuration broken up at Indiana (Oct. 25). Redshirt senior Yutaka Mahe made his first start of the season and the third of his career at left guard in place of Eugene Brooks.
- The Bruins topped 200-plus rushing yards in back-to-back games with 269 versus Penn State (Oct. 4) and 238 at Michigan State (Oct. 11). The Bruins had most recently rushed for 200 or more yards in back-to-back games during the 2023 seasons (three straight games against Oregon State, Stanford and Colorado).
- UCLA's offensive line helped the Bruins rush for a season-high 269 yards in its 42-37 upset victory of No. 7 Penn State. The 269 rushing yards marked a season high and were UCLA's most in a game since gaining 280 yards versus Boise State in the 2023 LA Bowl at SoFi Stadium.
- UCLA's 269 rushing yards versus Penn State were the most allowed by the Nittany Lions since Michigan rushed for 418 yards on Oct. 15, 2022. That marks the only two times Penn State has allowed 269-plus rushing yards since the start of the 2020 season.
- Offensive linemen Courtland Ford (LT), Eugene Brooks (LG) and Julian Armella (RG) made their UCLA debuts in the Bruins' 43-10 loss to Utah (Aug. 30). Both Brooks and Armella were making just their second career starts in the contest.
- Redshirt senior Garrett DiGiorgio has made his first starts at left tackle (New Mexico) and right guard (Northwestern, Penn State, Michigan State, Maryland, Indiana, Nebraska) this season. All of his previous 40 starts came at right tackle, as he was a three-year start at the position from 2022-24. DiGiorgio has started 20 straight games dating back to Week 2 of 2024 after missing last year's season opener at Hawai'i due to injury.
- DiGiorgio made his first appearance of the season at LT against UNLV (Sept. 6), switching over after starting the game at RT.
- Redshirt junior Sam Yoon, the Bruins' other returning starter, has started 17 straight games at center dating back to Week 5 of 2024 at Penn State.

continued on next page

continued from previous page

- Redshirt senior Reuben Unije has made seven straight starts at right tackle (since Game 3 vs. New Mexico) after seeing action as a reserve right tackle against UNLV.
- New offensive line coach Andy Kwon joins the Bruins from Arkansas State, where he spent four seasons guiding the Red Wolves' offensive line (2022-24) and tight ends (2021).
- Redshirt seniors Tautai Li'o Marks (26), Reuben Unije (23, four as a Bruin) and Courtland Ford (14) have also made double-digit starts as collegians entering the 2025 season.
- The 2024 UCLA offense saw an uptick in its offensive numbers from Games 5-12. In their first four contests, the Bruins averaged 57.0 rushing yards per game and 262.0 total yards per game. Over its final eight outings, the unit put up 101.4 yards per game on the ground and 362.1 yards of total offense. Yoon started at center in the final eight games.
- Redshirt senior Jaylan Jeffers made his first career start at Washington on Nov. 15, 2024. Redshirt senior Yutaka Mahe logged his first two career starts against USC (Nov. 23, 2024) and Fresno State (Nov. 30, 2024) to close out the season. Each started at left tackle.
- The UCLA rushing attack totaled 211 yards on 39 carries (5.4 yards per rush) in the Bruins' Nov. 8, 2024 home win against Iowa. The Hawkeyes entered the contest surrendering just 106.3 rushing yards per game, good for 18th nationally. UCLA's offensive line did not allow a sack.
- The average height and weight of the Bruins' nine newcomers on the offensive line are 6-foot-5 and 312 pounds.

D-LINE DATA

- Redshirt senior Jalen Hargrove made the initial start of his career at Indiana (Oct. 25). He assisted on one tackle — his first as a Bruin.
- Redshirt senior Kechaun Bennett made one tackle for loss (three yards) in the Bruins' 20-17 home win against Maryland (Oct. 18). Bennett and a fellow edge rusher, redshirt senior Jake Basic, lead UCLA's defensive linemen with three TFLs each. The team totaled five TFLs in Games 1-3 this season and has piled up 21 in Games 4-8. The Bruins tallied a season-high seven TFLs in their loss at Northwestern (Sept. 27). The 2024 squad recorded seven-plus TFLs four times.
- Redshirt senior Devin Aupiu and redshirt junior Siale Taupaki collaborated on a pair of firsts in the second quarter of UCLA's 38-13 victory at Michigan State (Oct. 11). Aupiu sacked Aidan Chiles for a 10-yard loss, picking up his first career forced fumble in the process. Taupaki, who also had a TFL in the game, then hopped on the loose ball for the initial fumble recovery of his time as a Bruin.
- The UCLA defensive front helped contain the Michigan State rushing offense, holding the Spartans to just 87 rushing yards. That stands as a season-best performance by the Bruin defense.
- Basic played a starring role in the Bruins' 42-37 win against No. 7 Penn State (Oct. 4), with both of his tackles going for negative yardage. His first stop came in a fourth-and-two sack of Drew Allar, driving the Nittany Lions back 11 yards and ultimately setting up a Mateen Bhaghani field goal. Basic has two career sacks in a UCLA uniform. The Bruins had six TFLs in all versus the Nittany Lions.
- Redshirt senior Gary Smith III set a new career high with seven total tackles (2-5-7), including a sack and 1.5 tackles for loss, at Northwestern. He's recorded 5+ tackles in five of UCLA's nine games this year.
- Redshirt sophomore A.J. Fuimaono more than doubled his previous career high in tackles with five (1-4-5) at Northwestern. Fuimaono also recorded his first career sack and tackle for loss in the contest.
- Redshirt senior Keanu Williams set a new career high in tackles with six (3-3-6) versus New Mexico (Sept. 12). Against Nebraska on Nov. 8, he made his 20th-career start and made five tackles, his second-most in a game this year.
- Redshirt junior Anthony Jones recorded a three-yard sack in the first quarter at UNLV (Sept. 6). It was UCLA's first QB sack of the season, and marked the third of Jones' career. Jones also finished with a career-high 1.5 tackles for loss against the Rebels.
- Bennett made his first career start against UNLV, lining up at defensive end. Bennett finished with a career-high five tackles (2-3-5) and recorded the first sack of his career.
- Gary Smith III and Keanu Williams started Week 1 versus Utah after returning from their respective season-ending injuries (Aug. 30). Smith made his first start versus Utah since 2022 after missing the entirety of 2024 due to injury. Williams' 2024 campaign was cut short after sustaining an injury in Week 3 versus Indiana.
- Jones made his UCLA debut versus Utah on the edge. Jones, making his first start since 2023 while at Indiana, matched his career high in tackles with five against the Utes.
- New defensive line coach Jethro Franklin brings 33 years of defensive-line coaching experience to Westwood in 2025. He got his start in the profession at his alma mater, Fresno State, where he also spent the past three seasons with current UCLA interim head coach Tim Skipper. Franklin was also UCLA's interior defensive line coach in 1999.
- Aupiu and Taupaki are UCLA's two returning starters on the defensive side of the ball. Aupiu started eight games coming off the edge, while Taupaki started seven on the interior line in 2024.
- Aupiu notched two tackles for loss, the Oxnard, Calif. native's first career multi-TFL outing, in the Bruins' win at Nebraska on Nov. 2, 2024.
- UCLA had a pair of defensive linemen selected in the 2025 NFL draft. Oluwafemi Oladejo, who moved from linebacker to edge in the Bruins' third 2024 contest, was picked in the second round (No. 52 overall) by Tennessee. Defensive tackle Jay Toia, was drafted by Dallas in the seventh round (No. 217). Edge rusher Laiatu Latu, tabbed UCLA's first ever winner of the Lombardi Award (lineman of the year) and the Ted Hendricks Award (most outstanding defensive end) in 2023, was a first-round selection of Indianapolis (No. 15) in 2024.
- UCLA's rushing defense ranked sixth nationally with 96.2 yards allowed on the ground per game in 2024. The Bruins finished second in the nation in rushing defense, giving up 80.8 rushing yards per game to opponents in 2023.

continued on next page

UCLA UPSETS NO. 7 PENN STATE, 42-37

- UCLA, led by an interim head coach and new offensive and defensive play-callers, defeated No. 7-ranked Penn State, 42-37, at the Rose Bowl on Saturday, Oct. 4 for its first win of the 2025 season.
- The upset victory marked the Bruins' first win over a top-10 opponent since beating then-No. 7 Texas, 34-12, at Darrel K. Royal Stadium on Sept. 25, 2010. It also snapped the Bruins' 16-game losing skid over top-10 teams.
- The victory also marked the fifth time in college football history, and first time since 1985, that an 0-4 or worse team defeated a top-10 opponent. UTEP topped No. 7 BYU in that 1985 contest; UCLA also beat BYU in that season.
- Assistant head coach Jerry Neuheisel, who took over play-calling duties on Tuesday, Sept. 30, helped UCLA score a season-high 42 points in his first game on the headset. The Bruins had totaled just 57 points across its previous five games.
- The 42 points were the most allowed by a Penn State team in a regular-season contest since Ohio State scored 44 on Oct. 29, 2022 (Oregon scored 45 points vs. PSU in the 2024 Big Ten Championship). Penn State's defense held opponents to 11.8 points over its previous four games.
- UCLA rushed for a season-high 269 yards, which were the most allowed by a Penn State defense since Michigan rushed for 418 yards on Oct. 15, 2022.
- Tim Skipper earned his first-ever win over a top-25 opponent in just his second game as UCLA's interim head coach.
- UCLA's defensive play caller Kevin Coyle joined the staff during the week of Sept. 22 as a senior defensive analyst.
- QB Nico Iamaleava accounted for a career-high five touchdowns (three rushing, two passing) in the win.
- Iamaleava's three rushing touchdowns tied a UCLA quarterback single-game record, marking just the fifth time in program history a Bruins QB rushed for three scores. It had been most recently accomplished by Rick Bashore in 1978.
- UCLA did not trail Penn State at any point in the contest, leading wire-to-wire for 55:26 minutes after its first drive and score of the game. UCLA had not held a lead at any point of its previous four games.

UCLA'S TOP-10 WINS SINCE 1990

Date	Opponent	Result	UCLA Rk	Opp. Rk
10/04/25	Penn State	W, 42-37	--	7
09/25/10	at Texas	W, 34-12	--	7
11/24/07	Oregon	W, 16-9	--	9
10/20/07	California	W, 30-21	--	10
12/02/06	USC	W, 13-9	--	2
10/08/05	California	W, 47-40	20	10
09/16/00	Michigan	W, 23-20	14	3
09/02/00	Alabama	W, 35-24	--	3
10/10/98	at Arizona	W, 52-28	3	10
10/30/93	Arizona	W, 37-17	15	7
11/10/90	at Washington	W, 25-22	--	2

THE BRUINS IN RECENT POLLS

Year	Poll	AP	Coaches	CFP
2025	Preseason	NR	NR	-
2024	Final	NR	NR	-
2024	Preseason	NR	NR	-
2023	Final	NR	NR	-
2023	Week 10 (Oct. 29)	20	20	19
2023	Week 9 (Oct. 22)	23	24	-
2023	Week 8 (Oct. 15)	25	25	-
2023	Week 7 (Oct. 8)	18	22	-
2023	Week 4 (Sept. 17)	22	25	-
2023	Week 3 (Sept. 10)	24	25	-
2023	Preseason	RV	RV	-
2022	Final	21	21	-
2022	Week 15 (Dec. 4)	18	18	18
2022	Week 14 (Nov. 27/29)	17	17	17
2022	Week 13 (Nov. 20/22)	17	18	18
2022	Week 12 (Nov. 13/15)	16	16	16
2022	Week 11 (Nov. 6/8)	9	10	12
2022	Week 10 (Oct. 30/Nov. 1)	10	11	12
2022	Week 9 (Oct. 23)	12	15	-
2022	Week 8 (Oct. 16)	9	10	-
2022	Week 7 (Oct. 9)	11	12	-
2022	Week 6 (Oct. 2)	18	19	-
2022	Preseason	RV	RV	-
2021	Final	NR	NR	-
2021	Week 5 (Sept. 26)	20	20	-
2021	Week 4 (Sept. 19)	24	24	-
2021	Week 3 (Sept. 12)	13	13	-
2021	Week 2 (Sept. 7)	16	16	-
2021	Preseason	RV	RV	-
2020	Final	NR	NR	-
2020	Preseason	NR	NR	-
2019	Final	NR	NR	-
2019	Preseason	NR	RV	-
2018	Final	NR	NR	-
2018	Preseason	NR	NR	-
2017	Final	NR	NR	-
2017	Week 3 (Sept. 10)	25	RV	-
2017	Preseason	RV	RV	-
2016	Final	NR	NR	-
2016	Preseason	16	24	-
2015	Final	NR	NR	-
2015	Week 13 (Nov. 22)	22	23	22
2015	Week 11 (Nov. 8)	18	18	19
2015	Week 10 (Nov. 1)	22	22	23
2015	Week 9 (Oct. 25)	24	24	-
2015	Week 7 (Oct. 11)	18	18	-
2015	Week 6 (Oct. 4)	20	20	-
2015	Week 5 (Sept. 27)	7	10	-
2015	Week 4 (Sept. 20)	9	11	-
2015	Week 3 (Sept. 13)	10	12	-
2015	Week 2 (Sept. 8)	13	13	-
2015	Preseason	13	14	-

UCLA's RECENT HIGHEST RANKINGS

Year	Rank	Year	Rank
2025	N/A	2012	15
2024	N/A	2011	N/A
2023	18	2010	N/A
2022	9	2009	N/A
2021	13	2008	23
2020	N/A	2007	11
2019	N/A	2006	N/A
2018	N/A	2005	7
2017	25	2004	N/A
2016	16	2003	N/A
2015	7	2002	20
2014	7	2001	4
2013	9	2000	6

continued from previous page

- Gary Smith III, who entered 2025 having not seen game action since being injured Nov. 11, 2023, has been selected to the 2026 Senior Bowl Top 300 list and is also part of the 2025 College Football Comeback Player of the Year Pre-Season Watch List. In four seasons with UCLA (2022-24) and Duke (2020, 2021), Smith has put up 72 total tackles (30-42-72), eight TFLs and three sacks across 38 games (13 starts).

- Also returning from injury in 2025 is Keanu Williams, who exited the Bruins' Sept. 14, 2024 contest against Indiana. Williams has posted 20 total tackles (9-11-20), 1.5 TFL and 1.5 sacks across 26 games (12 starts) in his four seasons with UCLA (2023, 2024) and Oregon (2021, 2022).

LOOKING AT THE LINEBACKERS

- Redshirt senior JonJon Vaughns (9.8) and redshirt sophomore Isaiah Chisom (7.8) rank 12th and 56th in the FBS in total tackles per game, respectively. The pair also ranks 1-9 in the Big Ten in total tackles per game.

- Vaughns has recorded the first five double-digit tackles performances of his career this season (15 vs. Utah, 10 at UNLV, 10 vs. New Mexico, 12 at Northwestern, 13 at Indiana).

- Vaughns has led UCLA in tackling in a team-high five games: 10 (4-6-10) at UNLV, 12 (5-7-12) at Northwestern, eight (5-3-8) versus Maryland, 13 (5-8-13) at Indiana, and nine vs. Nebraska (6-3-9). He's paced the Bruins in tackling in three straight games (JMD, IU, NEB).

- Chisom led or co-led UCLA in tackling against Utah (17), New Mexico (11), and Penn State (8). Either he or Vaughns has led UCLA in tackling in eight of nine games this year (exception: nickel Scooter Jackson at Michigan State; 7).

- The Bruins held MSU to just 87 rushing yards and 253 yards of total offense (Oct. 11). Those are both season-best marks for the UCLA defense.

- Redshirt freshman Donavyn Pellet, who missed the 2024 season in its entirety due to injury, has totaled 12 tackles (8-4-12) in the Bruins' past six games after being kept off the stat sheet in the first three. He matched his career high with three total stops (1-2-3) at Michigan State.

- Chisom and freshman Scott Taylor registered two of UCLA's three forced fumbles in the Bruins' upset win against Penn State (Oct. 4). It marked the first time a UCLA team had forced three fumbles in a game since Nov. 18, 2023 at USC. Taylor also set a career high with three total tackles (2-1-3), which he later matched against Maryland (Oct. 18), versus the Nittany Lions. The Bruins have forced at least one fumble in five of their eight games played this season.

- Redshirt junior Jalen Woods logged a career-high eight total tackles (6-2-8) in the Bruins' 42-37 win against No. 7 Penn State. He was tied for the team lead alongside Chisom and defensive back Key Lawrence.

- Chisom (5-12-17) and Vaughns (6-9-15) finished with double-digit tackles in UCLA's season-opening loss to Utah (Aug. 30). UCLA had multiple double-digit tacklers in one game in 2024 (Carson Schwesinger, 15; Oluwafemi Oladejo, 10 at Penn State). Chisom and Vaughns each recorded 1.0 tackle for loss against Utah.

- Chisom's team-high 17 tackles in his UCLA debut against Utah bested his previous career high by six. The 17 tackles are tied with Carson Schwesinger (Washington, 2024) and Jayon Brown (Colorado, 2016) for the most by a Bruin over the past 10 seasons.

- Vaughns' 15-tackle performance against Utah more than doubled his previous career high of seven set against Colorado in 2022.

- Woods earned his second career start against Utah after starting the Bruins' 2024 matchup versus USC. He finished both games with a then-career-high six stops.

- New associate head coach and inside linebackers coach Scott White is no stranger to UCLA, as he spent seven seasons in Westwood (2011-17) before returning as a defensive analyst last year. He was a quality control coach before being elevated to linebackers coach and special teams coach during his first stint with the Bruins and guided a decorated linebacker room in 2024.

- The 2024 group included Carson Schwesinger, a former walk-on, who had a breakout season as one of the most dominant and instinctive defensive players in the country, leading the FBS in solo tackles (90) and Big Ten Conference in total tackles (136). He finished the season with 8.5 tackles for loss, four sacks and a team-high-tying two interceptions.

- Schwesinger was named a finalist for the Butkus Award and semifinalist for the Burlsworth Trophy in addition to earning Associated Press First Team All-America honors. Schwesinger was UCLA's first Butkus Award finalist since Eric Kendrick's (2014), who White also helped mentor.

- Schwesinger eclipsed 100 tackles for the season at Washington, becoming the first Bruin to accomplish that feat since safety Adarius Pickett in 2018 (123) and first UCLA linebacker since Kenny Young in 2017 (110). Schwesinger saw his streak of six straight double-digit tackle performances come to an end against Iowa (Nov. 8). That streak is good for the longest by a Bruin defender since Eric Kendrick's in 2014. Schwesinger led UCLA in tackles in 10 of 12 games in 2024.

- Schwesinger's 136 total tackles are tied for ninth-most in UCLA single-season history.

- Kain Medrano finished second on the team with 72 total tackles (50-22-72) and 11 TFLs.

- Schwesinger (second round, pick 33 to Cleveland) and Medrano (sixth round, pick 205 to Washington) were both selected in the 2025 NFL draft. Linebacker Darius Musau was a sixth-round pick of the New York Giants (No. 183) in 2024.

- Vaughns played in four games last year before sitting out the balance and utilizing a redshirt year. He entered the 2025 season with 113 total tackles (64-49-113), 6.5 TFLs, one sack and a pair of interceptions.

- This season is Vaughns' first exclusively as a football player. He previously played 158 games for the baseball team, making 117 starts in the outfield and on the mound. He had a .225 batting average, .386 on-base percentage, .417 slugging percentage, 72 runs batted in, 72 runs scored, 19 home runs, 17 doubles and one triple. On the rubber, Vaughns was 2-1 with a 3.10 earned run average and 16 strikeouts across 20.1 innings.

- Transfers Ben Perry (23 career starts entering 2025) and Isaiah Chisom (11) registered starts at Louisville and Oregon State, respectively.

- Chisom made The Athletic's Freshman All-America Team in 2024 after leading the Beavers with 75 total tackles (30-45-75) as a redshirt freshman. He also had five tackles for loss and a forced fumble.

SCOUTING THE SECONDARY

- UCLA defensive backs accounted for each of the Bruins' season-high two interceptions at Indiana (Oct. 25). Junior Scooter Jackson recorded the second of his season in the opening quarter and redshirt senior Key Lawrence added his first as a Bruin in the fourth.
- With one tackle for loss apiece, safeties Key Lawrence and Cole Martin accounted for both of UCLA's TFLs vs. Nebraska on Nov. 8.
- Redshirt sophomore Rodrick Pleasant (4-3-7) and redshirt freshman Jamir Benjamin (3-0-3) logged new career highs for total tackles at Indiana.
- The Bruins piled up 12 pass breakups — the most by a UCLA team since 2017 — in their 20-17 home win against Maryland (Oct. 18). Pleasant (three), Jackson (two) and junior Andre Jordan Jr. (two) led the charge from the defensive backfield. Jordan added three more at Indiana.
- Jackson recorded UCLA's first interception of 2025 to help the Bruins outlast Maryland. The fourth-quarter pick came at came with 3:01 remaining and the Terrapins trailing 14-10.
- UCLA held back-to-back quarterback rooms to completion percentages under 50% in October. Against Michigan State (Oct. 11), a pair of Spartan signal callers combined to go 16-of-35 (45.7%), while Maryland's Malik Washington finished 23-of-48 (47.9%).
- Cole Martin had a standout performance in the Bruins' 38-13 win at Michigan State (Oct. 11). The redshirt sophomore made six total tackles (3-3-6), including a TFL on a fourth-and-one play in the third quarter. For good measure, Martin took a fake punt 20 yards for a first down early in the second. The Bruins capitalized on the play, extending their lead to 17-7 with a touchdown.
- Jackson led UCLA with seven total tackles in the team's 38-13 win at Michigan State.
- Jackson picked up a critical TFL in the Bruins' 42-37 win against No. 7 Penn State (Oct. 4). With 40 seconds remaining and the Nittany Lions facing a fourth-and-two scenario on the UCLA 9-yard line, PSU quarterback Drew Allar was thrown for a three-yard loss by Jackson to effectively end the visitors' best chance to pull level (UCLA led 42-35 at the time).
- Lawrence and Pleasant collaborated on a Penn State turnover early in the second half of the Bruins' upset win. Lawrence punched the ball out of Nittany Lion TE Luke Reynolds' grip and Pleasant quickly completed the takeaway. The forced fumble was Lawrence's eighth overall and second as a Bruin. The fumble recovery was a career first for Pleasant, who also had a pass breakup.
- Jordan made the first start of his UCLA career in the Bruins' 42-37 upset of No. 7 Penn State (Oct. 4) and finished with a season-best three total tackles (1-2-3).
- Pleasant had a standout performance at Northwestern (Sept. 27), setting a then-career high in total tackles (five), matching his previous high in tackles for loss (0.5) and notching his first kick block. Pleasant's block came on a field goal attempt in the fourth quarter. The Bruins scored a touchdown on the ensuing possession to cut the deficit to 17-14. Pleasant's block was UCLA's first since Nov. 4, 2023 when Kain Medrano blocked a kick at Arizona.
- For a third time this season, Martin set a new career high in tackles with nine (3-6-9) at Northwestern. He tallied eight stops (2-6-8) against New Mexico and six (3-3-6) versus Utah.
- Lawrence forced a fumble and matched his career high in tackles with nine (5-4-9) versus New Mexico (Sept. 12). He previously recorded nine tackles versus UCF while attending Oklahoma in 2023.
- Lawrence led the Bruins' secondary with five tackles (2-3-5) against UNLV (Sept. 6).
- Redshirt freshman Kanye Clark recorded a career-high four tackles (2-2-4) in UCLA's Week 2 loss at UNLV (Sept. 6)
- Nine defensive backs made their UCLA debuts in Week 1 versus Utah (Aug. 30): Scooter Jackson, Andre Jordan Jr., Key Lawrence, Cole Martin, Rodrick Pleasant, Robert Stafford III, Bryon Threats and Aaron Williams.
- Jackson forced the first fumble of his three-year career in the second quarter versus Utah, which was recovered by the Utes.
- The Bruins feature a new-look secondary in 2025, with no returning starters and just one player who saw in action in more than two games last year: Croix Stewart (10 games played, 12 tackles).
- Newcomers Key Lawrence (50), Bryon Threats (41), Jamier Johnson (33), Andre Jordan Jr. (18), Cole Martin (16), Scooter Jackson (16), Robert Stafford III (12), Rodrick Pleasant (11) have all started double-digit games at their previous stops.
- Lawrence accrued 158 tackles and 11 TFLs over stops at Ole Miss (2024), Oklahoma (2021-23) and Tennessee (2020). He was an All-Big-12 honorable mention performer in 2021 after recording three forced fumbles and 47 tackles.
- Safety Bryon Threats totaled 130 tackles and four interceptions over four years at Cincinnati (2021-23) and UCF (2024).
- Former walk-on Clark earned a scholarship during 2024 spring practice. In five games as a true freshman in 2023, Clark made three tackles – including a pair in the Bruins' Starco Brands LA Bowl Hosted By Gronk win versus Boise State (Dec. 16).
- Demetrice Martin returns to UCLA as passing game coordinator/secondary coach after previously serving on the Bruins' staff from 2012-17. Martin has amassed 26 years of coaching experience, including 18 on the FBS level, in defensive backfields. He spent the 2024 season as cornerbacks coach at Michigan State, where he guided a unit that placed in the top half of the Big Ten Conference in passing yards allowed (206.9 per game). Martin spent two seasons each at Oregon (2022, 2023), Colorado (2020, 2021) and Arizona (2018, 2019) before joining the Spartans.
- Gabe Lynn is in his first season as UCLA's safeties coach. Lynn, a former standout defensive back at Oklahoma, joined the Bruin from Colorado, where he spent the previous two seasons on staff as a defensive analyst and the assistant player personnel director. In 2024, Lynn was a quality control analyst on defense with the Buffaloes. He primarily coached the team's safeties, helping the team to a 9-4 overall record and a berth in the Alamo Bowl against BYU. As a team, Colorado allowed just 200.5 passing yards per game and totaled 12 interceptions on defense during the regular season, both ranking top-50 nationally.

UCLA DEBUTS IN 2025

Game (Date)	Player	Yr.
at Michigan State (Oct. 11)	WR Jace Brown	Fr.
	DB Joshua Dixon	R-So.
	QB Luke Duncan	R-So.
	K Cash Peterman	R-Sr.
	OL Noah Pulealii	R-Jr.
	TE Jake Renda	R-Jr.
Penn State (Oct. 4)	DL Jalen Hargrove	R-Sr.
at Northwestern (Sept. 27)	DL Cole Cogshell	Fr.
New Mexico (Sept. 12)	WR Kyle Miller	Sr.
	WR Jalen Saint Paul	R-Fr.
at UNLV (Sept. 6)	DL Ashton Sanders	R-So.
Utah (Aug. 30)	OL Julian Armella	R-Jr.
	DL Kechaun Bennett	R-Sr.
	OL Eugene Brooks	R-Fr.
	LB Isaiah Chisom	R-So.
	TE Noah Fox-Flores	Fr.
	OL Courtland Ford	R-Sr.
	QB Nico Iamaleava	R-So.
	DB Scooter Jackson	Jr.
	DL Anthony Jones	R-Jr.
	DB Andre Jordan Jr.	Jr.
	P Will Karoll	Jr.
	DB Key Lawrence	R-Sr.
	DB Cole Martin	R-So.
	WR Mikey Matthews	Jr.
	LB Ben Perry	R-Sr.
	DB Rodrick Pleasant	R-So.
OL Jensen Somerville	R-Fr.	
DB Robert Stafford III	R-So.	
DL Scott Taylor	Fr.	
RB Jaivian Thomas	Jr.	
DB Bryon Threats	R-Sr.	
DB Jewelous "JuJu" Walls	Fr.	
DB Aaron Williams	R-So.	
WR Jaedon Wilson	R-Sr.	
RB Anthony Woods	R-Jr.	

UCLA TRADITIONS

Bruin Walk

For all home games, the UCLA football team will be greeted upon arrival at the Rose Bowl Stadium by cheering fans and walk through the UCLA Football Fan Zone (located in Parking Lot Area H) prior to entering the venue.

Great Day to Be a Bruin!

Following every UCLA victory, assistant coach Jerry Neuheisel leads a chant postgame in the winning locker room: "It's a great day to be alive and be a Bruin!" A celebratory water shower commences once the chant finishes.

The 8-Clap

The UCLA fanbase's touchdown and postgame victory celebration. The boisterous cheer begins with eight claps, followed by a spell-out of U-C-L-A and three yells of "Fight! Fight! Fight!" What was originally called the "eight-clap yell" was introduced by a UCLA student in 1948 to show off Bruin spirit.

The Victory Bell

The winner of the UCLA-USC rivalry football game, also known as the "Battle for Los Angeles", is awarded the Victory Bell. The 295-pound bell originally hung atop a Southern Pacific freight locomotive. It was given to the UCLA Alumni Association in 1939 and in 1941, it was stolen by a group of USC students. A year later, in 1942, the student body presidents of both schools signed an agreement that the winner of the football game would keep possession for the next year. It has become tradition by each university to paint the Victory Bell the school's colors after reclaiming the trophy.

BRUINS IN THE NFL (36)

Name	Pos.	Exp.	Team
Alec Anderson	OT	3	Buffalo
Krys Barnes*	LB	6	Carolina
Jake Bobo	WR	3	Seattle
Jake Brendel	OL	8	San Francisco
Brittain Brown	RB	3	Chicago
Zach Charbonnet	RB	3	Seattle
Kenny Clark	DL	10	Dallas
Matt Dickerson*	DE	5	Jacksonville
Greg Dulcich*	TE	4	Miami
Ka'imi Fairbairn	K	10	Houston
Jon Gaines II	OL	3	Arizona
Darnay Holmes	CB	6	Las Vegas
Andre James	C	7	LA Chargers
Alex Johnson*	CB	1	Tennessee
Carl Jones	LB	1	Chicago
Ale Kaho	LB	R	Washington
Quentin Lake	DB	4	LA Rams
Laiatu Latu	DE	2	Indianapolis
Mercedes Lewis	TE	20	Denver
Antonio Mafi*	G	2	Las Vegas
Moliki Matavao*	TE	R	New Orleans
Kain Medrano	LB	R	Washington
Kolton Miller@	T	8	Las Vegas
Fabian Moreau	CB	9	Minnesota
Darius Muasau	LB	2	NY Giants
Gabriel Murphy*	OLB	2	Minnesota
Osa Odighizuwa	DT	5	Dallas
Otito Ogbornia@	DL	4	LA Chargers
Oluwafemi Oladejo	DE	R	Tennessee
Raiqwon O'Neal*	OL	2	Atlanta
Bryce Pierre*	TE	R	Carolina
Sean Rhyan	G	4	Green Bay
Carson Schwesinger	LB	R	Cleveland
Carson Steele*	FB	2	Kansas City
Jay Toia	DT	R	Dallas
Colson Yankoff	TE	2	Washington

* Practice squad
 @ Reserve/Injured
 # Reserve/Designated to Return

UCLA's RECENT NFL DRAFT PICKS

Name	Pos.	Yr.	RD/PK	Team
Carson Schwesinger	LB	2025	2/33	Cleveland
Oluwafemi Oladejo	DE	2025	2/52	Tennessee
Kain Medrano	LB	2025	6/205	Washington
Jay Toia	DT	2025	7/217	Dallas
Moliki Matavao	TE	2025	7/248	New Orleans
Laiatu Latu	DE	2024	1/15	Indianapolis
Darius Muasau	LB	2024	6/183	NY Giants
Zach Charbonnet	RB	2023	2/52	Seattle
Jon Gaines II	G	2023	4/122	Arizona
Atonio Mafi	G	2023	5/140	Cleveland
D. Thompson-Robinson	QB	2023	5/144	New England
Greg Dulcich	TE	2022	3/80	Denver
Sean Rhyan	OL	2022	3/92	Green Bay
Otito Ogbornia	DT	2022	5/160	LA Chargers
Kyle Philips	WR	2022	5/163	Tennessee
Quentin Lake	S	2022	6/211	LA Rams
Brittain Brown	RB	2022	7/250	Las Vegas
Osa Odighizuwa	DT	2021	3/75	Dallas
Demetric Felton	WR	2021	6/211	Cleveland
Devin Asiasi	TE	2020	3/91	New England
Darnay Holmes	CB	2020	4/110	NY Giants
Joshua Kelley	RB	2020	4/112	LA Chargers
Caleb Wilson	TE	2019	7/254	Arizona
Josh Rosen	QB	2018	1/10	Arizona
Kolton Miller	OT	2018	1/15	Oakland
Kenny Young	ILB	2018	4/122	Baltimore
Scott Quessenberry	C	2018	5/155	LA Chargers
Jordan Lasley	WR	2018	5/162	Baltimore

SPECIAL TEAMERS

- Junior punter Will Karoll was added to the Ray Guy Award watch list on Oct. 27. The Tulane transfer has recorded 29 punts for 1,271 yards (43.8 yards per kick) and his net punting average sits at 40.4 yards per attempt. Eight of Karoll's punts have been placed inside the 20-yard line, while three have been pinned inside the 10. He has registered five punts of more than 50 yards, including a season-best 63-yarder at Indiana (Oct. 25), this season.
- Junior placekicker Mateen Bhaghani converted both of his field-goal attempts, from 44 and 30 yards, at Indiana. The transfer from California holds an all-time field-goal mark of 42-for-51 (82%) and is 34-for-42 (81%) with UCLA.
- Bhaghani earned his second career Big Ten Special Teams Player of the Week award for his role in the Bruins' 20-17 win against Maryland (Oct. 18). The junior made 2-of-3 field-goal attempts (made from 42 and 23 yards, missed from 56 yards) and both his extra-point tries. Bhaghani's second field-goal make, the 23-yarder, came with two seconds remaining in the game and proved the difference. It was his second career game winner (also Aug. 31, 2024 at Hawai'i).
- Karoll averaged 48.1 yards across seven punts in the Bruins' home win against Maryland. He planted a pair inside the 10-yard line and later booted a 61-yarder.
- UCLA's kickoff-return defense ranks eighth nationally and fourth in the Big Ten Conference, as opponents are averaging just 14.9 yards per return.
- Bhaghani went 1-for-2 on his field-goal tries in the Bruins' 38-13 victory at Michigan State (Oct. 11). He converted from 47 yards before missing from 34.
- Redshirt senior Cash Peterman made his UCLA debut at Michigan State, holding for Bhaghani.
- Bhaghani went 2-for-3 on his field-goal attempts in the Bruins' 42-37 win against No. 7 Penn State (Oct. 4). The miss, from 56 yards, was his first in 14 tries. Bhaghani converted from 24 and 54 yards. Six of his seven kickoffs also went for touchbacks in the conference showdown, with the one outlier a surprise onside kick recovered by the Bruins in the first quarter.
- Bhaghani is 5-for-9 in his career from 50-plus yards and 13-for-20 from 40-plus yards.
- Bhaghani converted on all three of his field goal attempts, from 33, 35 and 33 yards out at UNLV (Sept. 6). Bhaghani has made three or more field goals in a single game on two other occasions; he last accomplished the feat in his first game as a Bruin in Week 1 of 2024 when he went 3-for-3 at Hawai'i, which included a game-winner.
- Bhaghani made two field goals from 28 yards and 25 yards out against Northwestern (Sept. 27).
- Bhaghani was successful on his lone field goal attempt versus New Mexico, kicking from 51 yards out (Sept. 12).
- Bhaghani returns for his second season as UCLA's starting placekicker in 2025. He was one of 30 kickers named to the preseason Lou Groza Award Watch List, becoming the first Bruin to appear on that preseason list since JJ Molson in 2018.
- In 2024, Bhaghani went 20-for-24 (83.3%) on field goal attempts and 20-for-20 (100%) on PAT attempts.
- Bhaghani led the Big Ten and ranked 10th nationally with a 1.67 field goals per game ratio in 2024.
- Bhaghani was the recipient of the Tommy Prothro Award as special teams player of the year at the program's 2024 postseason banquet.
- Bhaghani connected on a 57-yard field goal against Iowa on Nov. 7, 2024. That was the longest conversion by a B1G kicker in 2024, and ranked second all-time in UCLA history (trailing only Ka'imi Fairbairn's 60-yarder vs. California in 2015).
- Bhaghani led UCLA in scoring in 2024 (80 points).
- Bhaghani had eight games with multiple field goals in 2024, including each of the final five contests of the year.
- Bhaghani drilled three field goals, including one that stood as the game winner, at Hawai'i (Aug. 31) in 2024. A UCLA kicker had most recently checked both of those boxes when Nicholas Barr-Mira made four, including the decider, against South Alabama on Sept. 17, 2022. Bhaghani's performance earned him Big Ten Special Teams Player of the Week.
- Peterman, who spent the past four seasons at Arizona (2023-24) and BYU (2021-22), is the other kicker on the UCLA roster.
- The Bruins welcome two new punters for the 2025 season in Will Karoll and Lennox Miller. Karoll, a junior, started the past two seasons at Tulane, averaging 43.3 yards per punt. Miller, a true freshman out of Oaks Christian School, was the No. 9 ranked punter by Chris Sailer Kicking. Both Karoll (Mosman) and Miller (Sydney) are natives of Australia.
- Salem Abdul-Wahab, UCLA's primary long snapper in 2024, returns for the 2025 season.
- In 2024, Abdul-Wahab went without a mis-handled snap all year.
- New members of the long snapping corps include redshirt freshman Morrow Evans (Ohio State transfer) and true freshman Halakilangi Muagututi'a (Kahuku High & Intermediate HS).
- UCLA had 43 punts in 2024, second-fewest in the Big Ten and 24th fewest in FBS. The Bruins' total of 27 punts in 2022 was the second-lowest mark by any team in the nation and the fewest in school history.

THE STORY OF NO. 36

The UCLA football program awarded redshirt sophomore linebacker Wyatt Mosier the No. 36 in honor of Nick Pasquale, who wore the number for the Bruins in 2012 and 2013 before his tragic death in a car accident. Pasquale was a 5-7, 172-pound redshirt freshman walk-on receiver for the Bruins who had seen his first game action a week before his death in September 2013. He was known for his passion for the game, his limitless determination and his high qualities as a teammate. Current UCLA tight ends coach Jerry Neuheisel was a teammate of Pasquale. Mosier has played in 13 games over two seasons at UCLA, all on special teams. He has been a frequent recipient of academic honors during his time in Westwood, making the Big Ten Conference Academic Honor Roll in Fall 2024 and making the UCLA Athletic Director's Honor Roll three times. A product of Yorba Linda High School, Mosier made a school-record 365 tackles over four seasons for the Mustangs. Recent Bruins to have worn No. 36 included defensive back Joshua Swift (2024), defensive back Alex Johnson (2022-23), and wide receiver/running back Ethan Fernea (2019-21).

NOTES ON UCLA's SPECIAL TEAMS OVER THE YEARS

UCLA's GAME-WINNING FIELD GOALS

Since 1990, 12 UCLA kickers have converted last-minute or overtime field goals to win games, with Mateen Bhaghani the latest to do so in 2025 against Maryland. Bhaghani, Brad Daluiso and Kai Forbath have each accomplished the feat twice.

Kicker	Date	Game	Distance	Time Left	Final
Mateen Bhaghani	10/19/2025	Maryland	23 yards	0:02	20-17
Mateen Bhaghani	08/31/2024	at Hawai'i	32 yards	0:56	16-13
Nicholas Barr-Mira	09/17/2022	South Alabama	24 yards	0:00	32-31
J.J. Molson	11/24/2017	California	37 yards	0:04	30-27
Ka'imi Fairbairn	10/27/2012	at Arizona State	33 yards	0:00	45-43
Kai Forbath	11/06/2010	Oregon State	51 yards	0:00	17-14
Kai Forbath	09/01/2008	Tennessee	42 yards	OT1	27-24
Justin Medlock	10/18/2003	California	41 yards	OT1	23-20
Chris Griffith	11/19/1999	Washington	22 yards	OT1	23-20
Chris Sailer	10/17/1998	Oregon	24 yards	OT1	41-38
Louis Perez	11/14/1992	at Oregon	40 yards	0:00	9-6
Brad Daluiso	11/10/1990	at Washington	43 yards	0:10	25-22
Brad Daluiso	09/15/1990	Stanford	21 yards	0:01	21-20

UCLA's BLOCKED KICKS SINCE 2012

Player	Date	Opponent	Block	Result
Rodrick Pleasant	09/27/2025	at Northwestern	FG	UCLA possession -> TD pass
Kain Medrano	11/04/2023	at Arizona	P	UCLA possession -> Turnover on downs
Alex Johnson	10/21/2023	at Stanford	P	UCLA possession -> TD pass
Martell Irby	10/23/2021	Oregon	P	UCLA possession -> TD pass
Ale Kaho	08/28/2021	Hawai'i	P	UCLA possession -> Recovered for TD
Quentin Lake	11/07/2020	at Colorado	FG	UCLA possession -> TD pass
Jay Shaw	11/07/2020	at Colorado	FG	UCLA possession -> TD run
Adarius Pickett	09/03/2017	Texas A&M	FG	UCLA possession -> TD pass
DeChaun Holiday	11/12/2016	Oregon State	P	Returned for touchdown
Rick Wade	11/03/2016	at Colorado	FG	UCLA possession -> Punt
Eli Ankou	09/17/2016	at BYU	FG	UCLA possession -> End of half
Takkarist McKinley	09/12/2015	at UNLV	P	UCLA possession -> Field goal
Ishmael Adams	11/01/2014	Arizona	FG	UCLA possession -> Punt
Eric Kendricks	11/15/2013	Washington	FG	UCLA possession -> Punt
Myles Jack	10/26/2013	Oregon	P	UCLA possession -> TD pass
Cassius Marsh	09/21/2013	New Mexico State	FG	UCLA possession -> End of half
Kenny Orijoke	08/31/2013	Nevada	P	Returned for touchdown
Sheldon Price	11/17/2012	USC	FG	UCLA possession -> Punt
Eric Kendricks	11/17/2012	USC	P	UCLA possession -> TD run
Anthony Barr	11/10/2012	at Washington State	P	UCLA possession -> End of half
Jordan Zumwalt	11/10/2012	at Washington State	P	UCLA possession -> Lost fumble
Cassius Marsh	11/10/2012	at Washington State	FG	Touchback -> UCLA possession
Datone Jones	11/10/2012	at Washington State	FG	Returned for touchdown
Datone Jones	10/06/2012	at California	XP	CAL kickoff
Dalton Hilliard	10/06/2012	at California	XP	CAL kickoff

UCLA's TOUCHDOWNS ON SPECIAL TEAMS SINCE 2012

Scoring Player	Date	Opponent	Play
Kazmeir Allen	11/20/2021	at USC	100-yard kickoff return
Kyle Philips	11/13/2021	Colorado	82-yard punt return
David Priebe	08/28/2021	Hawai'i	0-yard punt block return
Kyle Philips	09/21/2019	at Washington State	69-yard punt return
Demetric Felton Jr.	09/21/2019	at Washington State	100-yard kickoff return
Darnay Holmes	11/24/2018	Stanford	93-yard kickoff return
Jordan Lasley	11/12/2016	Oregon State	23-yard punt block return
Ishmael Adams	09/25/2014	Arizona State	100-yard kickoff return
Phillip Ruhl	08/31/2013	Nevada	4-yard punt block return
Sheldon Price	11/10/2012	at Washington State	68-yard field-goal block return

UCLA IN OVERTIME GAMES (8-3)

Date	Game	Result
12/19/2020	Stanford	L, 48-49 (2OT)
09/03/2016	at Texas A&M	L, 24-31 (OT)
10/25/2014	at Colorado	W, 40-37 (2OT)
09/01/2008	Tennessee	W, 27-24 (OT)
10/29/2005	at Stanford	W, 30-27 (OT)
10/15/2005	at Washington State	W, 44-41 (OT)
10/18/2003	California	W, 23-20 (OT)
10/14/2000	at California	L, 38-46 (3OT)
11/13/1999	Washington	W, 23-20 (OT)
10/17/1998	Oregon	W, 41-38 (OT)
11/23/1996	USC	W, 48-41 (2OT)

UCLA TRUE-FRESHMAN STARTERS IN SEASON OPENERS

SINCE 1988

Year	Name	Pos.	Opponent
2020	Luke Akers	P	at Colorado
	R.J. Lopez	K	at Colorado
	Damian Sellers	LB	at Colorado
2019	Sean Rhyan	LT	at Cincinnati
	Christophany Murray	C	Cincinnati
2018	Atonio Mafi	DL	Cincinnati
	Jaelan Phillips	DE	Texas A&M
2017	Darnay Holmes	CB	Texas A&M
	Josh Rosen	QB	Virginia
2015	Najee Toran	LG	at Virginia
2013	Alex Redmond	RG	Nevada
	Sean Covington	P	Nevada
2012	Simon Goines	RT	at Rice
2009	Xavier Su'a-Filo	LT	San Diego State
2008	Rahim Moore	S	Tennessee
2007	Christian Yount	LS	at Stanford
2001	Matt Ware	CB	at Alabama
1999	Asi Foa'a	LB	Boise State
	Nate Fikse	P	Boise State
1998	Jeff Grau	LS	Texas
1995	Chris Sailer	P	Miami (FL)

UCLA'S TRUE-FRESHMAN QB STARTERS

Year	Name	Games
2023	Dante Moore	5
2018	Dorian Thompson-Robinson	8
2015	Josh Rosen	13
2002	Drew Olson	5
2002	Matt Moore	1
1995	Cade McNown	9
1992	Ryan Fien	1
1979	Tom Ramsey	2
1974	Steve Bukich	1

UCLA'S TRUE-FRESHMAN QB RECORDS

Year	Name	Mark (Year)
Passing Yards/Game	Josh Rosen	399 vs. CAL (2015)
Passing Yards/Season	Josh Rosen	3,122 (2015)
300-Yard Passing Games	Josh Rosen	5 (2015)
TD Passes/Game	Josh Rosen	3, 3 times (2015)
	Cade McNown	3 vs. Kansas (1995)
	Dante Moore	3 at SDSU (2023)
TD Passes/Season	Josh Rosen	19 (2015)
Passing Attempts/Game	Josh Rosen	57 vs. WSU (2015)
Completions/Game	Josh Rosen	34 vs. CAL (2015)
Longest Pass Play	Dante Moore	81 yards at SDSU (2023)

**UCLA'S 300-YARD PASSING GAMES
SINCE 2012**

Year	Game	Yards	Result
2024	at Rutgers	383	W, 35-32
2023	California	309	L, 7-33
2022	vs. Pittsburgh	325	L, 35-37
	USC	309	L, 45-48
	Washington	315	W, 40-32
	Bowling Green	357	W, 45-17
2021	at USC	349	W, 62-33
2020	USC	364	L, 38-43
	at Colorado	303	L, 42-48
2019	California	343	L, 18-28
	at USC	383	L, 35-52
	at Washington State	507	W, 67-63
2018	Stanford	466	L, 42-49
	at Arizona State	335	L, 28-31
	Arizona	307	W, 31-30
2017	California	393	W, 30-27
	USC	421	L, 23-28
	Arizona State	420	W, 44-37
	Colorado	372	W, 27-23
	at Stanford	480	L, 34-58
	at Memphis	463	L, 45-48
	Hawai'i	373	W, 56-23
	Texas A&M	491	W, 45-44
2016	Utah	464	L, 45-52
	at Arizona State	444	L, 20-23
	Arizona	350	W, 45-24
	at BYU	307	W, 17-14
	at Texas A&M	343	L, 24-31 (OT)
2015	Nebraska [^]	319	L, 29-37
	Washington State	340	L, 27-31
	at Oregon State	390	W, 41-0
	California	399	W, 40-24
	at Stanford	325	L, 35-56
	Virginia	351	W, 34-16
2014	USC	326	W, 38-20
	Washington	302	W, 44-30
	at California	330	W, 36-34
	Arizona State	355	W, 62-27
	Memphis	396	W, 42-35
2013	California	410	W, 37-10
	New Mexico State	394	W, 59-13
	Nevada	302	W, 58-20
2012	Baylor [#]	329	L, 26-49
	Arizona	303	W, 66-10
	Oregon State	372	L, 20-27
	Houston	320	W, 37-6
	Nebraska	309	W, 36-30
	at Rice	303	W, 49-24

[^] Foster Farms Bowl (Santa Clara, Calif.)

[#] Holiday Bowl (San Diego, Calif.)

MISCELLANEOUS NOTES & CHARTS

BRUINS IN CRUNCH TIME

Since 1980, UCLA has scored the last points of a game to win by seven or fewer on 52 occasions. Below is a list the Bruins' game-winning scores since 2008.

Year	Scoring Player	Game	Play	Time Left	Final
2025	Mateen Bhaghani	Maryland	23-yard field goal	0:02	20-17
2024	Mateen Bhaghani	at Hawai'i	32-yard field goal	0:56	16-13
2022	Zach Charbonnet	at California	5-yard run	7:53	35-28
2022	Nicholas Barr-Mira	South Alabama	24-yard field goal	0:00	32-31
2020	Demetric Felton Jr.	at Arizona State	2-yard run	1:08	25-18
2019	Demetric Felton Jr.	at Washington State	15-yard pass from D. Thompson-Robinson	1:07	67-63
2017	Jordan Lasley	Texas A&M	10-yard pass from J. Rosen	0:43	45-44
2015	Soso Jamabo	Colorado	2-yard run	8:28	35-31
2015	Nate Starks	BYU	3-yard run	3:21	24-23
2014	Brett Hundley	at Colorado	8-yard run	OT2	40-37
2014	Ka'imi Fairbairn	at California	26-yard field goal	3:04	36-34
2014	Jordan Payton	Texas	33-yard pass from J. Neuheisel	3:00	20-17
2014	Thomas Duarte	Memphis	33-yard pass from B. Hundley	10:52	42-35
2012	Ka'imi Fairbairn	at Arizona State	33-yard field goal	0:00	45-43
2011	Derrick Coleman	Arizona State	1-yard run	0:49	29-28
2011	Shaq Evans	Washington State	7-yard pass from K. Prince	3:26	28-25
2010	Kai Forbath	Oregon State	51-yard field goal	0:00	17-14
2009	Kai Forbath	Washington	27-yard field goal	14:53	24-23
2008	Kai Forbath	Tennessee	42-yard field goal	OT1	27-24

KNACK FOR THE COMEBACK

UCLA has notched two of the three largest comebacks in FBS football history since 2017, overcoming a 34-point deficit to defeat Texas A&M in 2017 and erasing a 32-point lead before prevailing at Washington State in 2019. Each turnaround came in the second half. Since 1980, UCLA teams have won nine times after trailing by 18 or more points.


Deficit	Date	Game	Trailed	Final
34	09/03/2017	Texas A&M	10-44 in Q3	45-44
32	09/21/2019	at Washington State	17-49 in Q3	67-63
22	12/30/2005	vs. Northwestern ¹	0-22 in Q1	50-38
21	10/29/2005	at Stanford	3-24 in Q4	30-27 (OT)
21	10/15/2005	at Washington State	7-28 in Q2	44-41 (OT)
21	09/30/2000	Arizona State	0-21 in Q2	38-31
21	09/25/1982	at Michigan	0-21 in Q2	31-27
20	10/20/1979	California	7-27 in Q3	28-27
18	09/14/2013	at Nebraska	3-21 in Q2	41-21

BIG PLAY ABILITY

Since 2016, UCLA has scored 38 touchdowns of 50 yards or more on the offensive side of the ball. Below is a list of the Bruins' 50-yard scores dating back to the beginning of the 2020 season.

Scoring Player	Date	Opponent	Play
Anthony Frias II	10/18/2025	Maryland	55-yard rush
Keegan Jones	10/19/2024	at Rutgers	67-yard pass
T.J. Harden	09/16/2023	North Carolina Central	62-yard rush
Collin Schlee	09/16/2023	North Carolina Central	57-yard rush
Kam Brown	09/16/2023	North Carolina Central	67-yard pass
T.J. Harden	09/09/2023	at San Diego State	59-yard rush
Josiah Norwood	09/09/2023	at San Diego State	81-yard pass
J.Michael Sturdivant	09/02/2023	Coastal Carolina	62-yard pass
Kazmeir Allen	11/19/2022	USC	55-yard pass
Hudson Habermehl	11/12/2022	Arizona	51-yard pass
Kazmeir Allen	11/05/2022	at Arizona State	75-yard rush
Kazmeir Allen	10/29/2022	Stanford	72-yard rush
Logan Loya	10/08/2022	Utah	50-yard pass
Josiah Norwood	09/03/2022	Bowling Green	50-yard pass
Keegan Jones	09/03/2022	Bowling Green	52-yard pass
Dorian Thompson-Robinson	09/03/2022	Bowling Green	68-yard rush
Kazmeir Allen	11/20/2021	at USC	58-yard pass
Kyle Philips	09/25/2021	at Stanford	75-yard pass
Greg Dulcich	09/04/2021	LSU	75-yard pass
Greg Dulcich	12/12/2020	USC	69-yard pass
Dorian Thompson-Robinson	11/07/2020	at Colorado	65-yard rush
Greg Dulcich	11/07/2020	at Colorado	52-yard pass

Interim Head Coach Tim Skipper



Fresno State '01

Overall Record: 10-10 (1st season at UCLA in 2025)

Tim Skipper was named interim head coach for the UCLA football program on Sept. 14, 2025. This season marks his 25th year in the collegiate coaching ranks.

Skipper previously served as a special assistant to the head coach under DeShaun Foster earlier this season.

Last season, Skipper became Fresno State's interim head coach in July of 2024 and guided the Bulldogs to a 6-7 record and a bowl appearance. Skipper was also the acting head coach for Fresno State at the

2023 New Mexico Bowl, which the Bulldogs won over New Mexico State, 37-10. His career head coaching record is 7-7. Skipper's previous coaching experience includes stints as defensive coordinator, most recently at UNLV from 2018-19, and assistant head coach responsibilities at Colorado State, Central Michigan and Fresno State. He also coached running backs at Florida from 2015-16 and linebackers from 2017-18.

Fresno State had 11 All-Mountain West Conference selections in 2024, its most in a season since the 2022 Mountain West Championship season. Skipper was named the head coach of the week on three occasions by 247Sports, the most honors by any coach in the Mountain West in 2024.

His linebackers corps was one of the more consistent groups on the defense in 2023 behind veterans Levelle Bailey and Malachi Langley. Bailey was an All-Mountain West Second Team selection in final season and is currently on the Denver Broncos 56-man roster.

Skipper rejoined Fresno State in 2022 as the linebackers coach and assistant head coach. That year, Fresno State became the first program in FBS history to start the season 1-4 and finish with 10 wins. Fresno State ended the year on a nine-game winning streak and won the 2022 Mountain West Championship and the Jimmy Kimmel LA Bowl.

Fresno State's defense was among the best in the conference in 2022, ranking No. 2 in scoring defense (19.4 points allowed per game) and No. 4 in total defense (338.9 yards allowed per game). A bulk of the defensive efforts came out of the linebackers room as Fresno State's leading tackler in 2022 was Bailey with 88 tackles. Bailey and Malachi Langley were both All-Mountain West honorable mention linebackers.

Skipper joined the Bulldog staff for his second stint as a Bulldogs' coach in transition from Central Michigan where he coached the linebackers from 2020-21. At Central Michigan, he was elevated to the assistant head coach role in 2021 along with coaching the linebackers. In 2020, Skipper led a linebacking unit that included standout Troy Brown, a first team All-Mid-American Conference honoree.

During his first six seasons at Fresno State, he coached running backs, linebackers and served as the defensive run coordinator.

The Bulldogs advanced to four bowl games during Skipper's first stint in Fresno, largely due to his development of all-conference linebackers Ben Jacobs and Travis Brown, and explosive running backs Ryan Mathews, Dwayne Wright, Lonyae Miller and Clifton Smith.

In 2008, Skipper's final season as the Bulldogs' running backs coach, three of his players turned 150-plus-yard performances, including Mathews, who ranked 10th in the country at the time of his October injury. In 2007, Skipper's players averaged 4.7 yards per carry, and with 204.67 rushing yards per game, ranked No. 16 in the nation, helping the Bulldogs advance to the Humanitarian Bowl.

Skipper was a four-year starting middle linebacker at Fresno State from 1997-2000. He earned an appearance on both the 1999 and 2000 watch lists of the Butkus Award, presented annually to the nation's top linebacker. A two-year defensive captain and three-time All-WAC selection, he ranks second in school history with 418 career tackles, including 117 in his first campaign, when he earned freshman All-America recognition.

Skipper comes from a family of coaches. His father, Jim, coached for four decades before his retirement in 2019. Tim's brother, Kelly, has been in the profession since 1989 and currently coaches running backs for the Buffalo Bills.

Skipper graduated from Fresno State with a bachelor's degree in communications in 2001.

SKIPPER'S COACHING EXPERIENCE

- September 2025-Pres. – Interim Head Coach, UCLA
- 2024 – Interim Head Coach, Fresno State
- 2022, 2023 – Linebackers/Assistant Head Coach, Fresno State
- 2021 – Linebackers/Assistant Head Coach, Central Michigan
- 2020 – Linebackers, Central Michigan
- 2018, 2019 – Defensive Coordinator/Linebackers, UNLV
- 2017, 2018 – Linebackers, Florida
- 2015, 2016 – Running Backs, Florida
- 2013, 2014 – Linebackers/Assistant Head Coach, Colorado State
- 2012, 2013 – Linebackers, Colorado State
- 2009-11 – Linebackers/Defensive Run Game Coordinator, Fresno State
- 2006-08 – Running Backs, Fresno State
- 2004, 2005 – Defensive Coordinator/Defensive Backs, Sacramento State
- 2003 – Defensive Backs, Sacramento State
- 2002 – Defensive Coordinator/Defensive Backs, Western New Mexico
- 2001 – Defensive Backs, Western New Mexico

INTERIM HEAD COACH TIM SKIPPER'S YEAR-BY-YEAR TOTALS

Year	School	Overall	Pct.	Conf.	Pct.	Finish	Postseason
2023	Fresno State	1-0	1.000	0-0	.000	N/A	W, Isleta New Mexico Bowl
2024	Fresno State	6-7	.462	4-3	.571	4th	L, Famous Idaho Potato Bowl
2025	UCLA	3-3	.500	3-3	.500	--	--
3 SEASONS OVERALL		10-10	.500	7-6	.538		

SKIPPER GAME-BY-GAME RESULTS AS INTERIM HEAD COACH

Date	Opponent	Result
12/16/23	vs. New Mexico State ¹	W, 37-10
08/31/24	at No. 9 Michigan	L, 10-30
09/07/24	Sacramento State	W, 46-30
09/14/24	New Mexico State	W, 48-0
09/21/24	at New Mexico	W, 38-21
09/28/24	at UNLV	L, 14-59
10/12/24	Washington State	L, 17-25
10/18/24	at Nevada	W, 24-21
10/26/24	San Jose State	W, 33-10
11/02/24	Hawai'i	L, 20-21
11/09/24	at Air Force	L, 28-36
11/23/24	Colorado State	W, 28-22
11/30/24	at UCLA	L, 13-20
12/23/24	vs. Northern Illinois ²	L, 20-28
09/27/25	at Northwestern	L, 14-17
10/04/25	No. 7 Penn State	W, 42-37
10/11/25	at Michigan State	W, 38-13
10/18/25	Maryland	W, 20-17
10/25/25	at Indiana	L, 6-56
11/8/25	Nebraska	L, 21-28

¹ Isleta New Mexico Bowl (Albuquerque, N.M.)

² Famous Idaho Potato Bowl (Boise, Id.)

UCLA INTERIM HEAD COACHES

Interim	Replaced	Year	Record
Ed Kezirian	Bob Toledo	2002	1-0
DeWayne Walker	Karl Dorrell	2007	0-1
Mike Johnson	Rick Neuheisel	2011	0-1
Jedd Fisch	Jim Mora	2017	1-1
Tim Skipper	DeShaun Foster	2025	3-3

UCLA INTERIM DEBUTS

Coach	Date	Opponent	Result
Ed Kezirian	12/25/02	vs. New Mexico ¹	W, 27-13
DeWayne Walker	12/22/07	vs. BYU ¹	L, 16-17
Mike Johnson	12/31/11	vs. Illinois ²	L, 14-20
Jedd Fisch	11/23/17	California	W, 30-27
Tim Skipper	9/27/25	at Northwestern	L, 14-17

¹ Las Vegas Bowl (Las Vegas, Nev. - Sam Boyd Stadium)

² Fight Hunger Bowl (San Francisco, Calif. - AT&T Stadium)



Skipper on the sidelines during his first top-10 win over No. 7 Penn State

JERRY NEUHEISEL**ASSISTANT HEAD COACH (8th season, UCLA '15)****KEY NOTES ON NEUHEISEL**

- Took over offensive play-calling duties on Tuesday, Oct. 2 entering Game 5 versus Penn State.
- Helped UCLA score a season-high 42 points in an upset victory over No. 7 Penn State on Oct. 4 in his first-ever game as offensive play-caller.
- UCLA's 42 points against Penn State were its most since a 42-7 win over Stanford on Oct. 21, 2023.
- Entered 2025 as tight ends coach for a second season after previously serving the wide receiver group from 2021-23.
- Has spent 11 of the past 13 seasons in the UCLA program as a student-athlete or coach, playing QB for the Bruins from 2013-15.

- Born to UCLA graduates Susan and Rick at UCLA Medical Center.
- Father, Rick, played QB for UCLA from 1981-83 before taking on a career as head coach.

KEVIN COYLE**SENIOR DEFENSIVE ANALYST (1st season, UMass '78)****KEY NOTES ON COYLE**

- Joined interim HC Tim Skipper's staff during the week of Sept. 22.
- Was on staff at Syracuse as a senior analyst (defense) before making the move to Westwood.
- Previously worked with Skipper at Fresno State, serving as defensive coordinator for the Bulldogs from 2022-24.
- Also served as DC at Fresno State from 1997-2000, where he coached Tim Skipper to All-WCC honors.
- Has been coaching in college and the pros since 1978, including NFL stints with Cincinnati (11 years) and Miami (4 years), and NCAA stops at LSU, Maryland, Fresno State and Syracuse.

JETHRO FRANKLIN**ASSISTANT COACH, DEFENSIVE LINE (2nd season, Fresno State '88)****KEY NOTES ON FRANKLIN**

- Owns 33 years of defensive-line coaching experience on the collegiate and professional levels.
- Makes his return to UCLA after 26 years, previously serving as the Interior D-Line Coach for the Bruins in 1999.
- Spent the past three seasons at his alma mater, Fresno State.
- His NFL proteges include Kabeer Gbaja-Biamila, Khalil Mack and Mario Williams, among others.
- At UCLA in 1999, he helped linemen Kenyon Coleman and Ken Kocher to All-Pac-10 recognition. Coleman went on to play 12 years in the NFL.

- Twin pass-rush standouts Dave and Mat Ball spent their first year under Franklin at UCLA.

ANDY KWON**ASSISTANT COACH, OFFENSIVE LINE (1st season, Georgia Southern '17)****KEY NOTES ON KWON**

- Spent the previous four seasons at Arkansas State with the Red Wolves' offensive line (2022-24) and tight ends (2021) units.
- Arkansas State averaged 150-plus rushing yards per game each of the past two seasons under Kwon.
- Doubled Arkansas State's rushing yard production in his first year working with the unit, jumping from 88.2 to 162.1 ground yards per game.

GABE LYNN**ASSISTANT COACH, SAFETIES (1st season, Oklahoma '13)****KEY NOTES ON LYNN**

- Comes to UCLA after spending the past two seasons at Colorado as a defensive analyst (2024) and assistant director of player personnel (2023).
- Primarily assisted Colorado's safeties, helping the team to a 9-4 overall record and Alamo Bowl appearance in 2024.
- Colorado ranked top-50 in FBS last season in both passing yards allowed per game (200.5) and total interceptions on defense (12).
- Spent time at FCS Houston Christian (2019-22) and NCAA Division II Oklahoma Baptist (2018) and Central Oklahoma (2017).
- A former three-year starter and four-year letterwinner defensive back at Oklahoma from 2010-13, earning All-Big 12 acclaim his senior year.

DEMETRICE MARTIN**ASSISTANT COACH, PASSING GAME COORDINATOR/SECONDARY (7th season, Excelsior College '05)****KEY NOTES ON MARTIN**

- Enters his second stint on UCLA's staff after previously serving as the defensive backs coach and assistant head coach from 2012-17.
- His son, Cole, is in the Bruins' defensive back room.
- Named the 2022 Pac-12 Recruiter of the Year by 247Sports during his time at Oregon.
- UCLA made five bowl appearances, including back-to-back wins in the 2013 Sun Bowl and 2014 Alamo Bowl, during Martin's six seasons.
- Owns 26 years of coaching experience, including 18 on the FBS level.
- Most recently served Michigan State for one season in 2024.

- Has molded NFL Draft Picks Christian Gonzalez, Khyree Jackson and Desmond Trufant.

A.J. STEWARD**ASSISTANT COACH, RUNNING BACKS (1st season, Kansas '12)****KEY NOTES ON STEWARD**

- Spent 2024 as an offensive analyst at his alma mater, Kansas, where the Jayhawks wanked 13th in FBS with 211.4 rushing yards per game.
- All-Big 12 Honorable Mention selection Devin Neal ranked 15th in FBS with 105.5 rushing yards per game and 16 rushing touchdowns.
- During his time at Oregon State (2021-22), running back Damien Martinez was named the 2022 Pac-12 Freshman Offensive Player of the Year and running back B.J. Baylor was the 2021 Pac-12 leader with 1,337 rushing yards, becoming the first Beaver to accomplish the feat since 2003.
- Helped the Jayhawks to their best season in program history in 2007

with a rise to No. 2 in the BCS standings, 11-1 record and Orange Bowl victory.

BURL TOLER III**ASSISTANT COACH, PASSING GAME COORDINATOR/WIDE RECEIVERS (1st season, California '05)****KEY NOTES ON TOLER III**

- Spent the previous seven seasons at California, where he worked with UCLA transfer wideout Mikey Matthews for one season in 2024.
- Has 12 years of coaching experience, including 10 at his alma mater.
- Helped the Golden Bear offense produce the nation's 37th-ranked passing offense (258.6 yards per game) last season.
- His star disciple Jeremiah Hunter recorded 144 catches for 2,084 yards and 13 touchdowns across 33 games from 2021-23.
- Father, Burl Toler Sr., was the NFL's first Black official and spent 25 years in that role (1965-89).

SCOTT WHITE**ASSOCIATE HEAD COACH, INSIDE LINEBACKERS (9th season, Washington '06)****KEY NOTES ON WHITE**

- Served as defensive analyst for UCLA in 2024, working directly with a linebackers group that featured Associated Press First Team All-American Carson Schwesinger and All-Big Ten Third Team member Kain Medrano.
- Schwesinger was UCLA's first Butkus Award Finalist since Eric Kendricks in 2014. He led FBS in solo tackles (90) and the Big Ten in total tackles (136).
- Prior to 2024, White spent seven seasons working at UCLA from 2011-17 assisting the Bruins' defensive and special teams units.
- Coached one of the nation's leading tacklers at San Jose State, Kyle Harmon, who posted 133 total stops in 2021.

- In 2021, was nominated for the Broyles Award as one of the top FBS assistants.

MATEEN BHAGHANI (94)

JR – K – 6-1, 175 – San Diego, Calif. (California)



KEY NOTES ON BHAGHANI

- One of 30 kickers named to the 2025 Lou Groza Award Watch List
- Named Big Ten Special Teams Player of the Week on Oct. 20 for his game-winning field goal vs. Maryland on Oct. 18
- Kicked a season-long 54-yarder vs. Penn State
- Led the Big Ten and ranked 11th in FBS last season with 20 FG makes in 2024

- Has drilled two game-winning field goals in the final minute (at Hawai'i, Week 1 2024 & vs. Maryland, Week 7 2025)
- Paced UCLA in scoring in 2024 (80 pts)
- Winner of the Tommy Prothro Award as UCLA's special teams player of the year
- Hit a 57-yard field goal vs. Iowa in Week 9 2024, the second-longest in UCLA history

Bhaghani's Career Kicking Stats (*at California)

Year	FG-FGA	1-19	20-29	30-39	40-49	50+	LG	XP	PTS
2023*	8-9	0-0	3-3	3-4	2-2	0-0	43	29-29	53
2024	20-24	0-0	10-10	4-4	3-5	3-5	57	20-20	80
2025	14-18	0-0	4-4	4-5	4-5	2-4	54	18-18	60
Totals	42-51	0-0	17-17	11-13	10-12	5-9	57	67-67	193

ISIAH CHISOM (32)

R-SO – LB – 6-1, 235 – Santa Clarita, Calif. (Oregon State)



KEY NOTES ON CHISOM

- Ranks ninth in Big Ten with 7.8 tackles per game
- Recorded a career-high 17 tackles (5-12-17) vs. Utah in Week 1 for the most by a Bruin since Carson Schwesinger (17 TKL at Washington in 2024)
- The 17 tackles were tied for the most by a Bruin over the past 10 seasons (Schwesinger, 2024; Jayon Brown, 2016)

- Led all defenders on UCLA's 2025 roster with 75 total tackles in 2024 (recorded at Oregon State)
- Oregon State's second-leading tackler with 75 stops (30-45-75) last season
- Has recorded four double-digit tackle performances (three in 2025)
- Named to *The Athletic* Freshman All-America Team in 2024

Chisom's Career Stats (*at Oregon State)

Year	TT	T-AT	Sacks-Yds	TFL-Yds	INT (TD)
2023*	14	9-5	1.0-1	4.0-9	0 (0)
2024*	75	30-45	0.0-0	5.0-13	0 (0)
2025	70	34-36	0.0-0	1.5-2	0 (0)
Totals	159	73-86	1.0-1	10.5-24	0 (0)

GARRETT DiGIORGIO (72)

R-SR – OL – 6-7, 320 – Oak Hills, Calif. (Harvard-Westlake)



KEY NOTES ON DiGIORGIO

- Leads all Bruins with 47 career starts (40 at RT, six at RG, one at LT)
- Started the first 40 games of his career at RT (last start at RT was at UNLV)
- Started his first career game at LT vs. New Mexico
- Started his first career game at RG at Northwestern
- Made his first appearance at LT this season in the second half at UNLV

- Has missed only one game over the last three seasons (Week 1, 2024)
- In 2023, helped UCLA lead the Pac-12 in rushing yards per game (197.9) with six 200-yard rushing performances
- In 2022, helped UCLA rank sixth in FBS and lead Pac-12 for first time since 1976 with 237.2 rushing yards per game
- Helped produce a 1,000 yard rusher in 2022 (Z. Charbonnet)
- Made first career start in Week 10, 2021 vs. Colorado at RT
- Enjoys mixing music as a DJ on his free time

KWAZI GILMER (3)

SO – WR – 6-2, 190 – Los Angeles, Calif. (Sierra Canyon)



KEY NOTES ON GILMER

- Has recorded a catch in 19 straight games
- Recorded a career-high eight catches for 87 yards at UNLV
- Led all pass catchers on UCLA's 2025 roster with 345 receiving yards and two touchdown receptions in 2024
- Led his position group last season with 31 catches as a freshman
- Posted a career-high 88 receiving yards

and reeled in his first career TD catch last season in Week 8 at Nebraska, earning him UCLA's first-ever Big Ten Freshman of the Week award

- His 48-yard TD catch at Nebraska was the longest scoring play for any UCLA wide receiver in 2024

Gilmer's Career Receiving Stats

Year	Rec	Yds	Yds/Rec	TD	LG
2024	31	345	11.1	2	48
2025	33	395	12.0	2	43
Totals	64	740	11.6	4	48

NICO IAMALEAVA (9)

R-SO – QB – 6-6, 215 – Long Beach, Calif. (Tennessee)



KEY NOTES ON IAMALEAVA

- Recorded a career-high five touchdowns and 296 yards of total offense in UCLA's 42-37 upset over No. 7 Penn State
- Has accounted for 11 touchdowns (eight passing, three rushing) in UCLA's past five games
- Leads UCLA with 474 rushing yards and four rushing touchdowns
- Named to preseason watch lists for the Maxwell, Walter Camp POTY, Davey O'Brien QBOTY, Johnny Unitas Golden Arm and Polynesian POTY awards

• Led Tennessee to a 10-3 record and College Football Playoff Appearance in 2024

- 2024 Polynesian College Football Player of the Year Finalist
- His brother, Madden, is also in the UCLA QB room

Iamaleava's Career Passing Stats (*at Tennessee)

Year	Comp	Att	Int	Pct	Yds	TD	LG
2023*	28	44	0	62.2	314	2	28
2024*	213	334	5	63.8	2616	19	86
2025	165	259	7	63.7	1659	13	45
Totals	406	638	12	63.6	4589	33	86

GARY SMITH III (58)

R-SR – DL – 6-2, 340 – Shelbyville, Tenn. (Duke)



KEY NOTES ON SMITH III

- Has started every game this season after missing all of 2024 due to injury
- Helped UCLA put up the second-best rushing defensive in FBS in 2023 with 80.8 yards allowed per game
- Appeared solely as a reserve in his last healthy, full season in 2023 (10 games)
- Recorded a career-high five tackles against Northwestern while attending Duke in 2021

• UCLA's heaviest defender weighing in at 340 pounds

Smith III's Career Stats (*at Duke; DNP in '24)

Year	TT	T-AT	Sacks-Yds	TFL-Yds	INT (TD)
2020*	9	5-4	0.0-0	0.0-0	0 (0)
2021*	24	8-16	1.0-3	2.5-6	0 (0)
2022	18	9-9	1.0-4	2.5-6	0 (0)
2023	21	8-13	2.0-11	3.0-16	0 (0)
2025	32	12-20	0.5-2	1.5-3	0 (0)
Totals	104	42-62	4.5-19	9.5-31	0 (0)

JAIVIAN THOMAS (21)

JR – RB – 5-11, 195 – Oakland, Calif. (California)



KEY NOTES ON THOMAS

- Led all players on UCLA's 2025 roster with 626 rushing yards in 2024 (recorded at California)
- Led all Golden Bears with 626 rushing yards, seven rushing touchdowns and 6.3 yards per career last season despite starting only three games
- Posted his first career 100-yard rushing performance versus San Diego State in

2024 with 169 yards on 17 carries

- Found the endzone twice for the first time in his career against N.C. State in 2024
- Recorded a career-long 75-yard run versus Syracuse in 2024
- Nickname is "Jet"

Thomas' Career Rushing Stats (*at California)

Year	TC	Net Yds	Avg	TD	LG
2023*	18	110	6.1	1	27
2024*	100	626	6.3	7	75
2025	72	277	4.3	1	32
Totals	190	1,013	5.3	9	75

JONJON VAUGHNS (6)

R-SR – LB – 6-1, 225 – Pasadena, Calif. (St. John Bosco HS)



KEY NOTES ON VAUGHNS

- Has posted the first five double-digit tackle performances of his career in 2025
- Ranks 12th in FBS and first in Big Ten with 9.8 tackles per game
- Recorded his first career double-digit tackle performance vs. Utah in Week 1 with 15 (6-9-15)
- Two-sport athlete (baseball)
- Recorded first two interceptions of his career in 2022 in games against South Alabama and Washington

• Four-year baseball player under UCLA skipper John Savage


• Two-way player on the diamond as an outfielder and relief pitcher

Vaughns' Career Stats

Year	TT	T-AT	Sacks-Yds	TFL-Yds	INT (TD)
2020	13	8-5	0.0-0	1.0-1	0 (0)
2021	18	12-6	0.0-0	0.5-1	0 (0)
2022	53	28-25	0.0-0	1.0-2	2 (0)
2023	25	15-10	1.0-8	3.5-11	0 (0)
2024	4	1-3	0.0-0	0.5-1	0 (0)
2025	88	38-50	0.0-0	3.0-4	0 (0)
Totals	201	102-99	1.0-8	9.5-20	2 (0)

ANTHONY WOODS (6)

R-JR – RB – 5-11, 185 – Palmdale, Calif. (Utah)



KEY NOTES ON WOODS

- Recorded UCLA's longest catch of the season on his 45-yard touchdown vs. Nebraska. It was also the longest of his career.
- Had a key 17-yard rush on a direct snap in the fourth quarter vs. Penn State that put UCLA at the PSU 8-yard line and set up a score
- Scored UCLA's first touchdown of 2025 with a 19-yard catch versus Utah

- Has posted eight career 100-yard rushing performances, all coming at Idaho
- Missed the entirety of the 2024 season due to injury while attending Utah
- 2-time All-Big Sky honoree (1st Team - 2023; 2nd Team - 2022)

Woods' Career Rushing Stats (*at Idaho; DNP in '24)

Year	TC	Net Yds	Avg	TD	LG
2022*	154	880	5.7	3	39
2023*	206	1155	5.6	16	92
2025	48	232	4.8	0	33
Totals	409	2267	5.5	19	93

UCLA'S PREVIOUS GAME STARTERS

Nov. 8 vs. Nebraska (Rose Bowl Stadium in Pasadena, Calif.)

OFFENSE

	No.	Name	Yr.	Ht.	Wt.
WR	3	Kwazi Gilmer	So.	6-2	190
WR	2	Titus Mokiao-Atimalala	R-Sr.	6-1	190
LT	77	Courtland Ford	R-Sr.	6-6	315
LG	55	Eugene Brooks	R-Fr.	6-4	340
C	64	Sam Yoon	R-Jr.	6-5	315
RG	72	Garrett DiGiorgio	R-Sr.	6-7	320
RT	71	Reuben Unije	R-Sr.	6-6	315
TE	81	Hudson Habermehl	R-Sr.	6-7	245
WR	1	Rico Flores Jr.	R-So.	6-2	205
QB	9	Nico lamaleava	R-So.	6-6	215
RB	21	Jaivian Thomas	Jr.	5-11	195

DEFENSE

	No.	Name	Yr.	Ht.	Wt.
DE	15	Anthony Jones	R-Jr.	6-5	265
DT	58	Gary Smith III	R-Sr.	6-2	340
DT	99	Keanu Williams	R-Sr.	6-5	320
DE	97	Jacob Busic	R-Sr.	6-4	265
LB	6	JonJon Vaughns	R-Sr.	6-1	225
LB	32	Isaiah Chisom	R-So.	6-1	235
NICKEL	28	Scooter Jackson	Jr.	6-1	185
CB	2	Andre Jordan Jr.	Jr.	6-1	175
S	4	Key Lawrence	R-Sr.	6-1	200
S	21	Cole Martin	R-So.	5-9	190
CB	18	Rodrick Pleasant	R-So.	5-10	175

SPECIAL TEAMS

	No.	Name	Yr.	Ht.	Wt.
LONG SNAPPER	50	Salem Abdul-Wahab	R-Jr.	6-1	250
KICKOFF	94	Mateen Bhaghani	Jr.	6-1	175
HOLDER	35	Cash Peterman	R-Sr.	6-0	210
PUNTER	49	Will Karoll	Jr.	6-4	210
PLACE KICKER	94	Mateen Bhaghani	Jr.	6-1	175

UCLA STARTING ASSIGNMENTS CHART

Pos.	Player	'19	'20	'21	'22	'23	'24	'25	Total	Streak
OL	Garrett DiGiorgio	--	--	1	13	13	11	9	47	20
DL	Jacob Busic	--	0*	12*	12*	3*	5	6	38	5
P	Will Karoll	--	--	--	--	12*	14*	9	35	35#
LS	Salem Abdul-Wahab	--	--	--	11*	0	11	9	31	20
OL	Reuben Unije	--	6*	0*	2*	11*	4	7	30	7
K	Mateen Bhaghani	--	--	--	--	10*	11	9	30	20
RB	Anthony Woods	--	--	--	12*	12*	0*	3	27	0
OL	Tautai Li'o Marks	--	0*	0*	11*	12*	3*	--	26	0
LB	Ben Perry	--	--	0*	10*	13*	0*	--	23	0
QB	Nico lamaleava	--	--	--	--	1*	13*	9	23	23#
DB	Key Lawrence	--	0*	4*	4*	6*	0*	9	23	9
DL	Gary Smith III	--	0*	9*	4	0	0	9	22	9
OL	Courtland Ford	--	1*	8*	3*	2*	0*	8	22	6
DB	Scooter Jackson	--	--	--	--	5*	11*	5	21	3
LB	JonJon Vaughns	--	1	0	11	0	0	9	21	9
DB	Bryon Threats	--	--	0*	10*	9*	0*	1	20	0
DL	Keanu Williams	--	--	0*	0*	10	2	8	20	1
WR	Titus Mokiao-Atimalala	--	--	1*	3	0	7	9	19	9
LB	Isaiah Chisom	--	--	--	--	--	11*	7	18	1
OL	Sam Yoon	--	--	--	--	0	8	9	17	17
RB	Jalen Berger	--	1*	0*	11*	0*	0	4	16	0
WR	Kwazi Gilmer	--	--	--	--	--	7	9	16	15
TE	Hudson Habermehl	0	0	0	4	2	0	8	14	3
DB	Andre Jordan Jr.	--	--	--	--	0*	9*	4	13	4
WR	Mikey Matthews	--	--	--	--	6*	4*	2	12	0
WR	Rico Flores Jr.	--	--	--	--	2*	4	6	12	6
DB	Jamier Johnson	--	--	0*	1*	0*	10*	--	11	0
DL	Anthony Jones	--	--	--	0*	4*	0*	7	11	3
DL	Devin Aupiu	--	--	0	0	0	8	2	10	0
DB	Cole Martin	--	--	--	--	0*	0*	9	9	9
DB	Rodrick Pleasant	--	--	--	--	0*	0*	9	9	9
DL	Siale Taupaki	0	0	0	0	0	7	1	8	0
OL	Eugene Brooks	--	--	--	--	--	0*	8	8	1
DL	Nico Davillier	--	--	--	0*	0*	6*	--	6	0
RB	Jaivian Thomas	--	--	--	--	0*	3*	3	6	1
TE	Jack Pedersen	--	--	--	--	0	4	1	5	0
WR	Jaedon Wilson	--	--	0*	0*	4*	0*	--	4	0
LB	Jalen Woods	--	--	--	0	0	1	3	4	0
DB	Robert Stafford III	--	--	--	--	0*	0*	4	4	0
OL	Julian Armella	--	--	--	0*	0*	0*	3	3	0
DL	Kechaun Bennett	--	--	0*	0*	0*	0*	3	3	0
OL	K.D. Arnold	--	--	--	--	0*	3*	--	3	0
OL	Yutaka Mahe	--	--	0	0	0	2	1	3	0
DL	Jalen Hargrove	--	--	0*	0*	0*	0*	1	1	0
DB	Kanye Clark	--	--	--	--	0	0	1	1	0
OL	Jaylan Jeffers	--	0	0	0	0	1	--	1	0
WR	Carter Shaw	--	--	--	--	--	1	--	1	0

* recorded at previous school(s)

streak includes game(s) played at previous school(s)

STARTS BY POSITION (UCLA CAREER/2025)

QB (9/9) - N. lamaleava (9/9)

RB (10/10) - Berger (4/4), Woods (3/3), Thomas (3/3)

WR (48/26) - Mokiao-Atimalala (19/9), Gilmer (16/9), Flores Jr. (10/6), Matthews (2/2), Shaw (1/0)

TE (19/9) - Habermehl (13/8), Pedersen (5/1)

OL (98/45) - DiGiorgio (47/9), Yoon (17/9), Unije (11/7), Brooks (8/8), Ford (8/8), Armella (3/3), Mahe (3/1), Jeffers (1/0)

DL (73/37) - Williams (20/8), Smith III (13/9), Busic (11/6), Aupiu (10/2), Taupaki (8/1), Jones (7/7), Bennett (3/3), Hargrove (1/1)

LB (32/19) - Vaughns (21/9), Chisom (7/7), Woods (4/3)

DB (42/42) - Lawrence (9/9), Martin (9/9), Pleasant (9/9), Jackson (5/5), Jordan Jr. (5/5), Stafford (4/4), Clark (1/1), Threats (1/1)

ST (46/24) - Abdul-Wahab (20/9), Bhaghani (20/9), Karoll (9/9)

2025 UCLA FOOTBALL

GAME-BY-GAME STARTERS - OFFENSE

Opponent	WR	WR/TE	LT	LG	C	RG	RT	TE/RB	QB	RB	WR
Utah (8/30/25)	Gilmer	Pedersen	Ford	Brooks	Yoon	Armella	DiGiorgio	Habermehl	N. Iamaleava	Berger	Mokiao-Atimalala
at UNLV (9/6/25)	Gilmer	Matthews	Ford	Brooks	Yoon	Armella	DiGiorgio	Habermehl	N. Iamaleava	Berger	Mokiao-Atimalala
New Mexico (9/12/25)	Gilmer	Matthews	DiGiorgio	Brooks	Yoon	Armella	Unije	Habermehl	N. Iamaleava	Woods	Mokiao-Atimalala
at Northwestern (9/27/25)	Gilmer	Flores Jr.	Ford	Brooks	Yoon	DiGiorgio	Unije	Habermehl	N. Iamaleava	Thomas	Mokiao-Atimalala
Penn State (10/4/25)	Gilmer	Flores Jr.	Ford	Brooks	Yoon	DiGiorgio	Unije	Habermehl	N. Iamaleava	Woods	Mokiao-Atimalala
at Michigan State (10/11/25)	Gilmer	Flores Jr.	Ford	Brooks	Yoon	DiGiorgio	Unije	Thomas	N. Iamaleava	Woods	Mokiao-Atimalala
Maryland (10/18/25)	Gilmer	Flores Jr.	Ford	Brooks	Yoon	DiGiorgio	Unije	Habermehl	N. Iamaleava	Berger	Mokiao-Atimalala
at Indiana (10/25/25)	Gilmer	Flores Jr.	Ford	Mahe	Yoon	DiGiorgio	Unije	Habermehl	N. Iamaleava	Berger	Mokiao-Atimalala
Nebraska (11/8/25)	Gilmer	Flores Jr.	Ford	Brooks	Yoon	DiGiorgio	Unije	Habermehl	N. Iamaleava	Thomas	Mokiao-Atimalala
at Ohio State (11/15/25)											
Washington (11/22/25)											
at USC (11/29/25)											

GAME-BY-GAME STARTERS - DEFENSE

Opponent	DE	DT	DT	DE/LB	LB/DT	LB	Nickel/LB	CB	S	S	CB
Utah (8/30/25)	Jones	Smith III	K. Williams	Busic	J. Woods	Vaughns	Clark	Pleasant	Lawrence	Martin	Stafford III
at UNLV (9/6/25)	Jones	Smith III	K. Williams	Bennett	Chisom	Vaughns	Jackson	Pleasant	Lawrence	Martin	Stafford III
New Mexico (9/12/25)	Jones	Smith III	K. Williams	Bennett	Chisom	Vaughns	Threats	Pleasant	Lawrence	Martin	Stafford III
at Northwestern (9/27/25)	Jones	Smith III	K. Williams	Bennett	Chisom	Vaughns	Jackson	Pleasant	Lawrence	Martin	Stafford III
Penn State (10/4/25)	Aupiu	Smith III	K. Williams	Busic	Chisom	Vaughns	Woods	Pleasant	Lawrence	Martin	Jordan Jr.
at Michigan State (10/11/25)	Aupiu	Smith III	K. Williams	Busic	Chisom	Vaughns	Woods	Pleasant	Lawrence	Martin	Jordan Jr.
Maryland (10/18/25)	Jones	Smith III	K. Williams	Busic	Chisom	Vaughns	Jackson	Pleasant	Lawrence	Martin	Jordan Jr.
at Indiana (10/25/25)	Jones	Smith III	Taupaki	Busic	Hargrove	Vaughns	Jackson	Pleasant	Lawrence	Martin	Jordan Jr.
Nebraska (11/8/25)	Jones	Smith III	K. Williams	Busic	Chisom	Vaughns	Jackson	Pleasant	Lawrence	Martin	Jordan Jr.
at Ohio State (11/15/25)											
Washington (11/22/25)											
at USC (11/29/25)											

100-YARD GAMES BY CURRENT UCLA PLAYERS

Rusher	'20	'21	'22	'23	'24	'25	UCLA Career	Total
Anthony Woods			2*	6*	0*	0	0	8
Jalen Berger	0*	0*	3*	0	0	0	0	3
Nico Iamaleava				0	0	1	1	1
Jaivian Thomas				0*	1*	0	0	1

Receiver	'20	'21	'22	'23	'24	'25	UCLA Career	Total
Rico Flores Jr.				0*	1	0	1	1
Titus Mokiao-Atimalala		0*	0	0	0	1	1	1

* recorded at previous school

UCLA'S SINGLE-GAME BESTS (SINCE 2012)

Category	Mark
Rushing Yards	404 vs. NCCU, 2023
Passing Yards	507 at WSU, 2019
Total Yards	692 vs. NMSU, 2013
First Downs	39 vs. NMSU, 2013
Fewest Rushing Yards Allowed	3 at USC, 2023
Fewest Passing Yards Allowed	56 at UNLV, 2015
Fewest First Downs Allowed	9 vs. BGSU, 2022
Fewest Total Yards Allowed	162 vs. BGSU, 2022
Sacks	7.0, last vs. COLO, 2023
Turnovers Forced	6 (4 fumbles, 2 interceptions), last at WSU, 2019
Points (Game)	67 at WSU, 2019
Points (Half)	50 at WSU, 2019 (2H)
Points (Quarter)	35 vs. NCCU, 2023 (1Q)
Margin of Victory	56 vs. ARIZ, 2012 (66-10)
Largest Comeback Win (Road)	32 at WSU, 2019 (17-49 in 3Q)
Largest Comeback Win (Home)	34 vs. TA&M, 2017 (10-44 in 3Q)
Largest Halftime Deficit Overcome in Win (Road)	18 at WSU, 2019 (17-35)
Largest Halftime Deficit Overcome in Win (Home)	28 vs. TA&M, 2017 (10-38)
Fewest Points Allowed in Game	0 at ORST, 2015

2025 UCLA FOOTBALL

UCLA TURNOVERS

Opp.	UCLA Turnovers	Outcome	Pts.
UTAH	Nico lamaleava INT	TD	7
UNLV	Nico lamaleava fumble	TD	6
UNLV	Nico lamaleava INT	End of Game	-
UNM	Nico lamaleava INT	TD	7
NU	-	-	-
PSU	-	-	-
MSU	-	-	-
UMD	Nico lamaleava INT	End of Half	0
	Nico lamaleava INT	TD INT Return	7
	Nico lamaleava fumble	Punt	0
IU	Nico lamaleava INT	TD INT Return	7
	Jalen Berger fumble	TD pass	7
	Nico lamaleava INT	INT	0
NEB	-	-	-
Totals	10 (7 interceptions, 3 fumbles)		41

UCLA TAKEAWAYS

Opp.	Opponent Turnovers	Outcome	Pts.
UTAH	-	-	-
UNLV	-	-	-
UNM	Key Lawrence FF (Devin Aupiu FR)	Punt	0
	Kyle Miller FR (muffed punt)	FG	3
NU	-	-	-
PSU	Key Lawrence FF (Rodrick Pleasant FR)	Missed FG	0
MSU	Devin Aupiu FF, Siale Taupaki FR	TD Pass	7
UMD	Isaiah Chisom FF (JonJon Vaughns FR)	INT	0
	Scooter Jackson INT	FG	3
IU	Scooter Jackson INT	Downs	0
	Key Lawrence INT	Downs	0
NEB	-	-	-
Totals	8 (5 fumbles, 3 interceptions)		13

UCLA'S RECORD WHEN ...

	2025	2018-present
Record in day games (earlier than 5 p.m. start)	3-2	26-20
Record in night games (5 p.m. or later start)	0-4	17-27
Record in home games	2-3	24-25
Record in road games	1-3	18-21
Record in August	0-1	2-2
Record in September	0-3	11-15
Record in October	3-1	15-11
Record in November	0-1	13-16
Record in December	0-0	2-3
Record following wins*	2-1	20-14
Record following losses*	1-2	14-22
Record following byes	0-2	3-6
Record on natural surfaces	3-3	34-32
Record on artificial surfaces	0-3	9-15
Record against conference teams	3-3	32-35
Record in conference home games	2-1	16-18
Record in conference road games	1-2	16-17
Record in non-conference home games	0-2	8-7
Record in non-conference road games	0-1	2-4
Record in non-conference neutral games	0-0	1-1
Record against AP Top 25 teams (home)	1-0	6-7
Record against AP Top 25 teams (road)	0-1	1-9
Record against AP Top 25 teams (neutral)	0-0	0-0
The game is decided by 1-3 points	1-1	5-9
The game is decided by 1-7 points	2-3	12-19
Turnovers are the same	0-2	14-15
UCLA commits more turnovers	1-3	5-27
UCLA commits fewer turnovers	2-1	24-5
UCLA scores first	1-0	23-15
OPP scores first	2-6	20-32
UCLA leads at halftime	3-0	34-6
UCLA trails at halftime	0-6	9-40
Tied at halftime	0-0	0-1
UCLA leads after third quarter	2-0	36-4
UCLA trails after third quarter	1-6	6-41
Tied after third quarter	0-0	1-2
Record in overtime games	0-0	0-1
UCLA scores fewer than 20 points	0-4	1-25
UCLA scores between 20-29 points	1-2	9-10
UCLA scores between 30-39 points	1-0	17-8
UCLA scores 40+ points	1-0	15-4
UCLA scores touchdown(s) on defense	0-0	3-5
UCLA scores touchdown(s) on special teams	0-0	4-1

	2025	2018-present
UCLA totals fewer than 100 rushing yards	0-2	3-15
UCLA totals 100-199 rushing yards	0-4	9-25
UCLA totals 200-299 rushing yards	3-0	25-7
UCLA totals 300+ rushing yards	0-0	6-0
UCLA totals fewer than 200 passing yards	2-4	17-18
UCLA totals 200-299 passing yards	1-2	20-20
UCLA totals 300-399 passing yards	0-0	5-8
UCLA totals 400+ passing yards	0-0	1-1
UCLA totals fewer than 300 total offense yards	0-2	0-14
UCLA totals 300-399 total offense yards	0-3	8-13
UCLA totals 400-499 total offense yards	3-1	21-16
UCLA totals 500+ total offense yards	0-0	13-4
UCLA records zero turnovers	2-2	16-8
UCLA records 1-3 turnovers	1-4	26-31
UCLA records 4+ turnovers	0-0	1-8
UCLA records zero takeaways	0-4	2-19
UCLA records 1-2 takeaways	3-2	31-25
UCLA records 3+ takeaways	0-0	10-3
UCLA finishes above 30:00 possession time	3-1	23-16
UCLA finishes below 30:00 possession time	0-4	20-29
UCLA has a 100-yard rusher	1-0	26-13
UCLA does not have a 100-yard rusher	2-6	17-34
UCLA has a 100-yard rusher and receiver	0-0	6-3
UCLA has more plays from scrimmage	2-2	23-21
UCLA has fewer plays from scrimmage	1-4	18-26
Plays from scrimmage are the same	0-0	2-0
OPP has a 100-yard rusher	0-3	7-19
OPP totals fewer than 100 rushing yards	1-0	24-7
OPP totals 100-199 rushing yards	2-3	17-26
OPP totals 200+ rushing yards	0-3	2-13
OPP totals fewer than 100 passing yards	0-0	0-0
OPP totals 100-199 passing yards	1-2	14-11
OPP total 200-299 passing yards	2-4	22-20
OPP totals 300+ passing yards	0-0	7-15
OPP totals fewer than 200 total offense yards	0-0	3-0
OPP totals 200-299 total offense yards	1-0	14-3
OPP totals 300-399 total offense yards	2-3	17-9
OPP totals 400+ total offense yards	0-3	9-35

* win or loss came in previous calendar week

UCLA'S GAME-BY-GAME TEAM STATS

OPPONENT	Score	W/L	UCLA Offense			UCLA Defense		
			Rushing	Passing	Total Offense	Rushing	Passing	Total Offense
			TC-Yds-TD-LG	PC-PA-Int-Yds-TD-LG	Plays-Yds-TD	TC-Yds-TD-LG	PC-PA-Int-Yds-TD-LG	Plays-Yds-TD
Utah (8/30/25)	10-43	L	28-84-0-21	11-22-1-136-1-19	50-220-1	54-289-4-25	21-26-0-206-2-36	80-492-6
at UNLV (9/6/25)	23-30	L	30-173-1-32	29-41-1-255-1-21	72-428-2	32-148-1-33	15-21-0-203-3-32	53-351-4
New Mexico (9/12/25)	10-35	L	22-109-0-33	22-34-1-217-1-32	56-326-1	46-298-3-54	12-17-0-152-2-43	63-450-5
at Northwestern (9/27/25)	14-17	L	29-131-0-32	19-27-0-180-1-29	57-311-1	42-199-1-24	12-18-0-115-1-25	60-314-2
Penn State (10/4/25)	42-37	W	53-269-3-52	17-24-0-166-2-43	77-435-5	31-157-2-27	19-26-0-200-2-40	57-357-4
at Michigan State (10/11/25)	38-13	W	43-238-2-24	16-24-0-180-3-37	67-418-5	25-87-1-13	16-35-0-166-1-23	60-253-2
Maryland (10/18/25)	20-17	W	35-203-1-55	21-35-2-221-1-34	70-414-2	26-134-0-28	23-48-1-210-1-41	74-337-1
at Indiana (10/25/25)	6-56	L	25-88-0-19	13-28-2-113-0-18	53-201-0	47-262-4-28	19-29-2-213-3-62	76-475-7
Nebraska (11/8/25)	21-28	L	37-157-1-21	17-27-0-191-2-45	64-348-3	39-156-1-14	13-15-0-205-3-56	54-361-4
at Ohio State (11/15/25)								
Washington (11/22/25)								
at USC (11/29/25)								

TOUCHDOWN DRIVES

UCLA

Qtr.	Opp.	Scoring Play	Plays	Yds.	TOP
2	UTAH	A. Woods 19-yard pass from N. lamaleava	10	75	5:58
3	UNLV	Fox Flores 4-yard pass from N. lamaleava	12	75	7:12
4	UNLV	N. lamaleava 30-yard run	8	78	3:08
2	UNM	Mokiao-Atimalala 12-yard pass from N. lamaleava	8	78	3:39
4	NU	Gilmer 29-yard pass from N. lamaleava	4	80	1:29
1	PSU	Gilmer 9-yard pass from N. lamaleava	10	75	4:34
2	PSU	Mokiao-Atimalala 6-yard pass from N. lamaleava	17	75	8:16
2	PSU	N. lamaleava 3-yard run	6	68	3:07
3	PSU	N. lamaleava 1-yard run	7	75	4:24
4	PSU	N. lamaleava 7-yard run	12	75	7:45
1	MSU	Berger 16-yard run	3	34	1:25
2	MSU	Berger 3-yard pass from N. lamaleava	10	63	5:21
2	MSU	Mokiao-Atimalala 12-yard pass from N. lamaleava	8	32	4:05
3	MSU	Thomas 1-yard run	11	62	6:46
3	MSU	Berger 13-yard pass from N. lamaleava	4	33	1:12
2	UMD	Frias 55-yard run	4	71	2:03
4	UMD	Matthews 14-yard pass from N. lamaleava	8	80	2:06
-	IU	-	-	-	-
2	NEB	Berger 1-yard run	17	75	9:46
3	NEB	Woods 45-yard pass from N. lamaleava	4	69	1:39
4	NEB	Frias 9-yard pass from N. lamaleava	12	96	6:39

OPPONENTS

Qtr.	Opp.	Scoring Play	Plays	Yds.	TOP
1	UTAH	Parker 13-yard run	11	75	4:11
1	UTAH	Snowden 8-yard run	10	60	5:10
2	UTAH	Barton 14-yard pass from Dampier	5	49	2:12
3	UTAH	Dampier 2-yard run	20	80	9:44
4	UTAH	Bentley 2-yard pass from Dampier	9	81	4:49
4	UTAH	Rogers 1-yard run	4	29	2:08
1	UNLV	Elksnis 21-yard pass from Colandrea	6	81	4:28
2	UNLV	Omeire 21-yard pass from Colandrea	10	87	5:38
2	UNLV	Lee 19-yard run	5	44	1:41
4	UNLV	Gumms 17-yard pass from Colandrea	6	75	2:59
1	UNM	Humphrey 1-yard run	9	64	5:25
2	UNM	Mapa 8-yard pass from Layne	7	59	3:56
4	UNM	Bankston 2-yard run	13	75	7:52
4	UNM	Bankston 43-yard pass from Layne	3	42	2:07
4	UNM	McKinney 3-yard run	7	74	3:22
2	NU	Komolafe 9-yard run	6	69	2:57
2	NU	Wilde 10-yard pass from Stone	5	64	2:46
1	PSU	Allen 13-yard run	10	75	5:14
3	PSU	Dinkins 40-yard pass from Allar	5	62	1:44
4	PSU	Allen 2-yard run	10	75	3:29
4	PSU	Hudson 15-yard pass from Allar	10	75	2:30
1	MSU	Chiles 2-yard run	10	59	4:49
4	MSU	Marsh 5-yard pass from Milivojevic	9	75	3:35
4	UMD	Farooq 8-yard pass from Washington	9	75	1:24
1	IU	Hemby 1-yard run	8	59	4:04
2	IU	Sarratt 1-yard pass from F. Mendoza	11	75	4:46
2	IU	Hemby 13-yard run	3	29	1:16
2	IU	Williams 2-yard pass from F. Mendoza	8	75	1:36
3	IU	F. Mendoza 20-yard run	10	75	5:47
3	IU	Williams 62-yard pass from F. Mendoza	6	74	3:35
4	IU	A. Mendoza 4-yard run	10	75	4:12
1	NEB	Barney 2-yard pass from Lateef	9	61	5:19
2	NEB	Johnson 56-yard pass from Lateef	4	75	2:13
2	NEB	Johnson 1-yard run	9	60	4:31
3	NEB	Johnson 40-yard pass from Lateef	6	75	3:16

UCLA TOUCHDOWN DRIVE CHART

Longest ...

Longest (plays): 17 plays vs. Penn State / Nebraska
 Longest (yards): 96 yards vs. Nebraska
 Time of possession: 9:46 vs. Nebraska
 Long scoring run: 55 yards by Anthony Frias II (vs. Maryland)
 Long scoring pass: 45 yards by Nico lamaleava to Anthony Woods (vs. Nebraska)

Touchdown Drive Breakdown

0-9 yards: 0	50-59 yards: 0	First quarter: 2
10-19 yards: 0	60-69 yards: 4	Second quarter: 8
20-29 yards: 0	70-79 yards: 10	Third quarter: 5
30-39 yards: 3	80-89 yards: 2	Fourth quarter: 5
40-49 yards: 0	90-99 yards: 1	Overtime: 0

Most Points ...

Most points in a quarter: 17 (Q2 vs. Penn State)
 Most points in first half: 27 vs. Penn State
 Most points in second half: 20 vs. UNLV

OPPONENT TOUCHDOWN DRIVE CHART

Longest ...

Longest (plays): 20 plays (Utah)
 Longest (yards): 87 yards (UNLV)
 Time of possession: 9:44 (Utah)
 Long scoring run: 20 yards by Fernando Mendoza (Indiana)
 Long scoring pass: 62 yards by Fernando Mendoza to E.J. Williams Jr. (Indiana)

Touchdown Drive Breakdown

0-9 yards: 0	50-59 yards: 3	First quarter: 8
10-19 yards: 0	60-69 yards: 7	Second quarter: 11
20-29 yards: 2	70-79 yards: 16	Third quarter: 5
30-39 yards: 0	80-89 yards: 4	Fourth quarter: 11
40-49 yards: 3	90-99 yards: 0	Overtime: 0

Most Points ...

Most points in a quarter: 21 (New Mexico - Q4; Indiana - Q2)
 Most points in first half: 35 (Indiana)
 Most points in second half: 30 (Penn State)

2025 UCLA FOOTBALL

UCLA IN THE RED ZONE

OPP	UCLA RZ Scores	ATT	PTS	Failed
UTAH	1 (TD pass)	1	7	-
UNLV	4 (TD pass, 3 FG)	4	16	-
UNM	1 (TD pass)	1	7	-
NU	2 (2 FG)	2	6	-
PSU	6 (3 TD rush, 2 TD pass, FG)	6	39	-
MSU	5 (3 TD pass, 2 TD rush)	6	35	Missed FG
UMD	3 (TD pass, 2 FG)	3	13	-
IU	1 (FG)	1	3	-
NEB	2 (TD rush, TD pass)	2	14	-
Totals	25 (10 TD pass, 6 TD rush, 9 FG)	26	130	

UCLA OPPONENTS IN THE RED ZONE

OPP	OPP RZ Scores	ATT	PTS	Failed
UTAH	6 (4 TD rush, 2 TD pass)	6	40	-
UNLV	2 (TD pass, TD rush)	2	13	-
UNM	4 (3 TD rush, TD pass)	6	28	Downs, Fumble
NU	3 (TD rush, TD pass, FG)	4	17	Blocked FG
PSU	3 (2 TD rush, TD pass)	4	21	Downs
MSU	2 (TD pass, TD rush)	2	13	-
UMD	2 (TD pass, FG)	3	10	Downs
IU	6 (4 TD rush, 2 TD pass)	7	42	INT
NEB	2 (TD pass, TD rush)	2	14	-
Totals	30 (17 TD rush, 11 TD pass, 2 FG)	36	185	

UCLA FIRST DRIVES

OPP	Possession	Result	W/L
UTAH	10 plays, 37 yards, 4:03	Downs	L
UNLV	4 plays, 22 yards, 3:14	Punt	L
UNM	7 plays, 31 yards, 4:48	Punt	L
NU	6 plays, 21 yards, 3:27	Punt	L
PSU	10 plays, 75 yards, 4:34	TD Pass	W
MSU	3 plays, 0 yards, 1:04	Punt	W
UMD	3 plays, 5 yards, 2:02	Punt	W
IU	2 plays, -2 yards, 0:51	INT	L
NEB	3 plays, 5 yards, 1:41	Punt	L

UCLA OPPONENT FIRST DRIVES

Game	Possession	Result	W/L
UTAH	11 plays, 75 yards, 4:11	TD Run	W
UNLV	11 plays, 43 yards, 6:59	FG	W
UNM	4 plays, 22 yards, 1:37	Punt	W
NU	17 plays, 74 yards, 9:09	FG	W
PSU	10 plays, 75 yards, 4:14	TD Run	L
MSU	10 plays, 59 yards, 4:49	TD Run	L
UMD	3 plays, 3 yards, 1:01	Punt	L
IU	7 plays, 35 yards, 2:22	INT	W
NEB	9 plays, 61 yards, 5:19	TD Pass	W

UCLA's 20-YARD PLAYS

Yds.	Type	Player(s)	Opp.
21	Run	N. lamaleava	UTAH (1)
32	Run	Thomas	UNLV (7)
21	KOR	Frias II	
27	KOR	Frias II	
20	Run	A. Woods	
30	Run	N. lamaleava*	
20	Run	Berger	
21	Pass	Gilmer from N. lamaleava	
32	Pass	Matthews from N. lamaleava	UNM (4)
20	Pass	Gilmer from N. lamaleava	
33	Run	A. Woods	
28	Pass	Matthews from N. lamaleava	
32	Run	N. lamaleava	NU (2)
29	Pass	Gilmer from N. lamaleava*	
24	Pass	Mokiao-Atimalala from N. lamaleava	PSU (6)
22	Run	N. lamaleava	
20	Run	N. lamaleava	
43	Pass	Gilmer from N. lamaleava	
52	Run	N. lamaleava	
26	Run	N. lamaleava	
26	Pass	Habermehl from N. lamaleava	MSU (5)
20	Run	Martin	
22	Pass	Flores from N. lamaleava	
37	Pass	Matthews from N. lamaleava	
24	Run	Berger	
32	KOR	Mokiao-Atimalala	UMD (6)
55	Run	Frias*	
34	Pass	Mokiao-Atimalala from N. lamaleava	
20	Run	N. lamaleava	
20	Pass	Mokiao-Atimalala from N. lamaleava	
35	Run	Frias	
25	KOR	Martin	IU (2)
27	IR	Lawrence	
21	KOR	Matthews	NEB (6)
21	Run	N. lamaleava	
31	KOR	Martin	
45	Pass	Woods from N. lamaleava*	
21	Run	Thomas	
24	Pass	Matthews from N. lamaleava	

* indicates scoring play

UCLA OPPONENT 20-YARD PLAYS

UTAH (2) - 36 pass, 25 run
UNLV (4) - 21 pass*, 32 pass, 21 pass*, 33 run
UNM (6) - 20 pass, 20 pass, 43 run, 20 rush, 43 pass*, 54 run
NU (6) - 20 pass, 22 pass, 24 run, 20 run, 25 pass, 23 KOR
PSU (5) - 20 pass, 40 pass*, 20 run, 27 run, 30 KOR
MSU (2) - 22 pass, 23 pass
UMD (5) - 32 pass, 23 run, 20 PR, 41 pass, 28 run
IU (8) - 25 IR, 20 run, 24 KOR, 30 pass, 28 run, 20 run*, 62 pass*, 26 run
NEB (3) - 56 pass*, 29 pass, 40 pass*

* indicates scoring play

20-YARD PLAYS BY BRUINS

Player	No.	TD	Rush	Pass	KOR	PR	IR	FR
Nico lamaleava	9	1	9	0	0	0	0	0
Mikey Matthews	5	0	0	4	1	0	0	0
Kwazi Gilmer	4	1	0	4	0	0	0	0
Anthony Frias II	4	1	2	0	2	0	0	0
Titus Mokiao-Atimalala	4	0	0	3	1	0	0	0
Cole Martin	3	0	1	0	2	0	0	0
Anthony Woods	3	1	2	1	0	0	0	0
Jalen Berger	2	0	2	0	0	0	0	0
Jaivian Thomas	2	0	2	0	0	0	0	0
Rico Flores Jr.	1	0	0	1	0	0	0	0
Hudson Habermehl	1	0	0	1	0	0	0	0
Key Lawrence	1	0	0	0	0	0	1	0
Totals	39	4	18	14	6	0	1	0

GAME-BY-GAME STATISTICAL LEADERS

Opponent	PASSING YDS	PASSING TD	CARRIES	RUSHING YDS	RUSHING TD	RECEPTIONS	RECEIVING YDS	RECEIVING TD
Utah	N. Iamaleava (136)	N. Iamaleava (1)	N. Iamaleava (13)	N. Iamaleava (47)	-	A. Woods/Gilmer (3)	A. Woods (48)	A. Woods (1)
at UNLV	N. Iamaleava (255)	N. Iamaleava (1)	N. Iamaleava (11)	N. Iamaleava (59)	N. Iamaleava (1)	Gilmer (8)	Gilmer (87)	Fox-Flores (1)
New Mexico	N. Iamaleava (217)	N. Iamaleava (1)	A. Woods (10)	A. Woods (64)	-	Gilmer/A. Woods (5)	Matthews (67)	Mokiao-Atimalala (1)
at Northwestern	N. Iamaleava (180)	N. Iamaleava (1)	N. Iamaleava (14)	N. Iamaleava (65)	-	Flores Jr. (4)	Gilmer (51)	Gilmer (1)
Penn State	N. Iamaleava (166)	N. Iamaleava (2)	N. Iamaleava (16)	N. Iamaleava (128)	N. Iamaleava (3)	Gilmer (5)	Gilmer (79)	Gilmer/Mokiao-Atimalala (1)
at Michigan State	N. Iamaleava (180)	N. Iamaleava (3)	Berger/Thomas (12)	Berger (89)	Berger/Thomas (1)	Habermehl/Berger (3)	Matthews (46)	Berger (2)
Maryland	N. Iamaleava (221)	N. Iamaleava (1)	Berger (19)	Frias II (97)	Frias II (1)	Mokiao-Atimalala (6)	Mokiao-Atimalala (102)	Matthews (1)
at Indiana	N. Iamaleava (113)	-	Iamaleava/Thomas (7)	Frias II (31)	-	Flores Jr. (4)	Flores Jr. (50)	-
Nebraska	N. Iamaleava (191)	N. Iamaleava (2)	N. Iamaleava (15)	N. Iamaleava (86)	Berger (1)	Flores Jr. (6)	Flores Jr. (52)	Woods/Frias II (1)
at Ohio State								
Washington								
at USC								

GAME-BY-GAME STATISTICAL LEADERS

Opponent	TACKLES	TACKLES FOR LOSS	SACKS
Utah	Chisom (17)	Chisom/Vaughns (1.0)	-
at UNLV	Vaughns (10)	Jones (1.5)	Jones/Bennett (1.0)
New Mexico	Chisom (11)	-	-
at Northwestern	Vaughns (12)	Smith III (1.5)	4 players (0.5)
Penn State	Lawrence/J. Woods/Chisom (8)	Busic (2.0)	Busic (1.0)
at Michigan State	Jackson (7)	Martin/Lawrence/Aupiu/Taupaki (1.0)	Aupiu (1.0)
Maryland	Vaughns (8)	Vaughns (1.5)	-
at Indiana	Vaughns (13)	Woods (1.0)	-
Nebraska	Vaughns (9)	Lawrence/Martin (1.0)	-
at Ohio State			
Washington			
at USC			

OFFENSE CAREER HIGHS**0 JALEN BERGER**

Carries: 21 vs. Indiana, 2022
 Rushing Yards: 120 vs. Western Michigan, 2022
 Rushing TDs: 3 vs. Akron, 2022
 Rushing Long: 50 vs. Western Michigan, 2022
 Receptions: 4 vs. Central Michigan, 2023
 Receiving Yards: 38 at Washington, 2022
 Receiving TDs: 2 at Michigan State, 2025
 Receiving Long: 32 at Washington, 2022

1 RICO FLORES JR.

Receptions: 8 vs. Wake Forest, 2023
 Receiving Yards: 102, last at Hawai'i, 2024
 Receiving TDs: 1, last at Hawai'i, 2024
 Receiving Long: 60 vs. Pittsburgh, 2023

82 NOAH FOX-FLORES

Receptions: 1 at UNLV, 2025
 Receiving Yards: 4 at UNLV, 2025
 Receiving TDs: 1 at UNLV, 2025
 Receiving Long: 4 at UNLV, 2025

22 ANTHONY FRIAS II

Carries: 13 vs. Fresno State, 2024
 Rushing Yards: 97 vs. Maryland, 2025
 Rushing Long: 55 vs. Maryland, 2025
 Rushing TDs: 1 vs. Maryland, 2025
 Receptions: 2, last at Indiana, 2025
 Receiving Yards: 18 vs. Fresno State, 2024
 Receiving TDs: 1 vs. Nebraska, 2025
 Receiving Long: 14 vs. Fresno State, 2024

3 KWAZI GILMER

Receptions: 8 at UNLV, 2025
 Receiving Yards: 88 at Nebraska, 2024
 Receiving TDs: 1, last vs. Penn State, 2025
 Receiving Long: 48 at Nebraska, 2024

81 HUDSON HABERMEHL

Receptions: 4 vs. New Mexico, 2025
 Receiving Yards: 64, last vs. Arizona, 2022
 Receiving TDs: 2 at USC, 2023
 Receiving Long: 51 vs. Arizona, 2022

9 NICO IAMALEAVA

Carries: 20 at Ohio State, 2024
 Rushing Yards: 128 vs. Penn State, 2025
 Rushing TDs: 3, last vs. Penn State, 2025
 Rushing Long: 52 vs. Penn State, 2025
 Completions: 28 vs. Kentucky, 2024
 Passing Attempts: 41 at UNLV, 2025
 Passing Yards: 314 vs. Chattanooga, 2024
 TD Passes: 4, last at Vanderbilt, 2024
 Passing Long: 86 at Vanderbilt, 2024
 Total Offense: 320 vs. Chattanooga, 2024
 Interceptions: 2, last at Indiana, 2025

9 NICO IAMALEAVA (at UCLA)

Carries: 16 vs. Penn State
 Rushing Yards: 128 vs. Penn State
 Rushing TDs: 3 vs. Penn State
 Rushing Long: 52 vs. Penn State
 Completions: 29 at UNLV
 Passing Attempts: 41 at UNLV
 Passing Yards: 255 at UNLV
 TD Passes: 3 at Michigan State
 Passing Long: 45 vs. Nebraska
 Total Offense: 314 at UNLV
 Interceptions: 2 at Indiana

32 TROY LEIGBER

Carries: 1, last at Michigan State, 2025
 Rushing Yards: 9 vs. N.C. Central, 2023
 Rushing Long: 9 vs. N.C. Central, 2023

7 MIKEY MATTHEWS

Receptions: 7 vs. California, 2023
 Receiving Yards: 67 vs. New Mexico, 2025
 Receiving TDs: 1, last vs. Maryland, 2025
 Receiving Long: 46 at Florida State, 2024

2 TITUS MOKIAO-ATIMALALA

Receptions: 6, last vs. Maryland, 2025
 Receiving Yards: 102 vs. Maryland, 2025
 Receiving TDs: 1, last at Michigan State, 2025
 Receiving Long: 49 vs. Pittsburgh, 2022

28 JACK PEDERSEN

Receptions: 3, last at UNLV, 2025
 Receiving Yards: 37 at Washington, 2024
 Receiving TDs: 1 at LSU, 2024
 Receiving Long: 23 vs. Oregon, 2024

88 JAKE RENDA

Receptions: 2 vs. Wofford, 2023
 Receiving Yards: 14 vs. Wofford, 2023
 Receiving Long: 12 vs. Wofford, 2023

14 CARTER SHAW

Receptions: 1 at Hawai'i, 2024
 Receiving Yards: 27 at Hawai'i, 2024
 Receiving Long: 27 at Hawai'i, 2024

4 EZAVIER STAPLES

Receptions: 2 at UNLV, 2025
 Receiving Yards: 18 at UNLV, 2025
 Receiving Long: 16 at Stanford, 2023

21 JAIIVIAN THOMAS

Carries: 17, last at Pittsburgh, 2024
 Rushing Yards: 169 vs. San Diego State, 2024
 Rushing TDs: 2 vs. N.C. State, 2024
 Rushing Long: 75 vs. Syracuse, 2024
 Receptions: 2, last vs. UNLV, 2024
 Receiving Yards: 56 vs. Miami (FL), 2024
 Receiving TDs: 1 vs. USC, 2023
 Receiving Long: 56 vs. Miami (FL), 2024

6 ANTHONY WOODS

Carries: 24 vs. Sacramento State, 2023
 Rushing Yards: 211 vs. Eastern Washington, 2023
 Rushing TDs: 5 vs. Eastern Washington, 2023
 Rushing Long: 93 vs. Lamar, 2023
 Receptions: 4 vs. Idaho State, 2023
 Receiving Yards: 49 vs. Nebraska, 2025
 Receiving TDs: 1, last vs. Nebraska, 2025
 Receiving Long: 45 vs. Nebraska, 2025

DEFENSE CAREER HIGHS**44 DEVIN AUPIU**

Tackles: 4 vs. Utah, 2025
 Tackles for Loss: 2.0 at Nebraska, 2024
 Sacks: 1.0, last at Michigan State, 2025
 Forced Fumbles: 1 at Michigan State, 2025

12 JAMIR BENJAMIN

Tackles: 3 at Indiana, 2025

52 KECHAUN BENNETT

Tackles: 5 at UNLV, 2025
 Tackles for Loss: 1.0, last vs. Maryland, 2025

88 GRANT BUCKEY

Tackles: 1 vs. N.C. Central, 2023

97 JACOB BUSIC

Tackles: 6, last at Air Force, 2022
 Tackles for Loss: 2.0, last vs. Penn State, 2025
 Sacks: 2.0 vs. Delaware, 2022

32 ISAIAH CHISOM

Tackles: 17 vs. Utah, 2025
 Tackles for Loss: 3.0 vs. Notre Dame, 2023
 Sacks: 1.0 vs. Stanford, 2023
 Forced Fumbles: 1, last vs. Maryland, 2025
 Pass Breakups: 1 vs. Maryland, 2025

1 KANYE CLARK

Tackles: 4 at UNLV, 2025
 Tackles for Loss: 1.0 vs. N.C. Central, 2023

11 NICO DAVILLIER

Tackles: 5 at Mississippi State, 2024
 Tackles for Loss: 2.0 at Ole Miss, 2024
 Sacks: 1.0, last at Auburn, 2024

95 JALEN HARGROVE

Tackles: 1, last at Indiana, 2025

55 A.J. FUIMAONO

Tackles: 5 at Northwestern, 2025
 Tackles for Loss: 0.5 at Northwestern, 2025
 Sacks: 0.5 at Northwestern, 2025
 Pass Breakups: 1 at Northwestern, 2025

28 SCOOTER JACKSON

Tackles: 7 at Michigan State, 2025
 Tackles for Loss: 1.0, last vs. Penn State, 2025
 Interceptions: 1, last at Indiana, 2025
 Pass Breakups: 2 vs. Maryland, 2025

19 JAMIER JOHNSON

Tackles: 6 at Northwestern, 2024
 Interceptions: 1 vs. Nebraska, 2024

15 ANTHONY JONES

Tackles: 5, last vs. Utah, 2025
 Tackles for Loss: 1.5 at UNLV, 2025
 Sacks: 1.0, last at UNLV, 2025
 Pass Breakups: 1 vs. Maryland, 2025

2 ANDRE JORDAN JR.

Tackles: 7 vs. UNLV, 2024
 Tackles for Loss: 2.0 vs. Colorado State, 2024
 Pass Breakups: 3, last at Indiana, 2025

4 KEY LAWRENCE

Tackles: 9, last vs. New Mexico, 2025
 Tackles for Loss: 2.0, last at Kansas, 2023
 Sacks: 1.0 vs. Iowa State, 2021
 Interceptions: 1, last at Indiana, 2025
 Pass Breakups: 2, last at Kansas, 2023

33 TY LEE

Tackles: 2 vs. Maryland, 2025

21 COLE MARTIN

Tackles: 9 at Northwestern, 2025
 Tackles for Loss: 1.0, last vs. Nebraska, 2025
 Interceptions: 1 at Arizona State, 2023
 Pass Breakups: 1, last vs. Maryland, 2025

36 WYATT MOSIER

Tackles: 2 vs. Nebraska, 2025

0 DONAVYN PELLOT

Tackles: 3, last at Michigan State, 2025
 Tackles for Loss: 1.0 vs. N.C. Central, 2023
 Sacks: 1.0 vs. N.C. Central, 2023

10 BEN PERRY

Tackles: 9 vs. Kentucky, 2023
 Tackles for Loss: 3.0 vs. Kentucky, 2023
 Sacks: 1.0, last vs. Miami (FL), 2024

18 RODRICK PLEASANT

Tackles: 7 at Indiana, 2025
 Tackles for Loss: 0.5, last at Northwestern, 2025
 Kick Blocks: 1 at Northwestern, 2025
 Pass Breakups: 3 vs. Maryland, 2025

54 ASHTON SANDERS

Tackles: 1, last vs. Temple, 2024
 Tackles for Loss: 0.5, last vs. Temple, 2024
 Sacks: 0.5 vs. Temple, 2024

58 GARY SMITH III

Tackles: 7 at Northwestern, 2025
 Tackles for Loss: 2.0 vs. Colorado, 2023
 Sacks: 1.0, last vs. Colorado, 2023

3 ROBERT STAFFORD III

Tackles: 3 vs. Utah, 2025
 Pass Breakups: 1, last at Northwestern, 2025

22 CROIX STEWART

Tackles: 5 vs. Indiana, 2024

92 SIALE TAUPAKI

Tackles: 6 vs. Oregon, 2024
 Tackles for Loss: 1.0, last at Michigan State, 2025
 Sacks: 1.0 vs. Minnesota, 2024
 Fumble Recoveries: 1 at Michigan State, 2025

20 SCOTT TAYLOR

Tackles: 3, last vs. Maryland, 2025

23 BRYON THREATS

Tackles: 9, last at Oklahoma State, 2023
 Tackles for Loss: 1.0, last vs. Sam Houston, 2024
 Sacks: 1.0, last vs. Miami (OH), 2023
 Interceptions: 1, last vs. Miami (OH), 2023

6 JONJON VAUGHNS

Tackles: 15 vs. Utah, 2025
 Tackles for Loss: 2.0 at USC, 2023
 Sacks: 1.0 at USC, 2023
 Interceptions: 1, last vs. Washington, 2022
 Fumble Recoveries: 1 vs. Maryland, 2025
 Pass Breakups: 1 vs. Maryland, 2025

29 MARQUISE VILLAHERMOSA

Tackles: 2 vs. N.C. Central, 2023

41 JEWELOUS "JUJU" WALLS

Tackles: 1, last at Indiana, 2025

7 AARON WILLIAMS

Tackles: 1, last vs. Maryland, 2025

99 KEANU WILLIAMS

Tackles: 6 vs. New Mexico, 2025
 Tackles for Loss: 1.0 at Hawai'i, 2024
 Sacks: 1.0 at Hawai'i, 2024
 Pass Breakups: 1 at Indiana, 2025

9 JALEN WOODS

Tackles: 8 vs. Penn State, 2025
 Tackles for Loss: 1.0, last at Indiana, 2025
 Sacks: 1.0 at Nebraska, 2024
 Pass Breakups: 1, last at Indiana, 2025

KICKING CAREER HIGHS

94 MATEEN BHAGHANI

FGs Made in Game: 4 at UCLA, 2023
 FG Attempts in Game: 4 at UCLA, 2023
 FG Long: 57 vs. Iowa, 2024
 PATs Made in Game: 6 vs. Wazzu, 2023
 PATs Attempted in Game: 6 vs. Wazzu, 2023

35 CASH PETERMAN

PATs Made in Game: 1 vs. Utah Tech, 2022
 PATs Attempted in Game: 1 vs. Utah Tech, 2022

KICKOFF CAREER HIGHS

94 MATEEN BHAGHANI

Kickoffs in Game: 7 at Michigan State, 2025
 Touchbacks: 5 at Nebraska, 2024

35 CASH PETERMAN

Kickoffs in Game: 5 at Stanford, 2022
 Touchbacks: 1, last at Stanford, 2022

PUNTING CAREER HIGHS

49 WILL KAROLL

Punts in Game: 8 vs. SMU, 2023
 Punt Long: 78 yards at Oklahoma, 2024
 50+ Yard Punts: 4 vs. SMU, 2023

KICKOFF-RETURN CAREER HIGHS

22 ANTHONY FRIAS II

Returns in Game: 3, last at Northwestern, 2025
 Yards in Game: 70 at UNLV, 2025
 Return Long: 27 at UNLV, 2025

81 HUDSON HABERMEHL

Returns in Game: 1 vs. USC, 2022
 Yards in Game: 11 vs. USC, 2022
 Return Long: 11 vs. USC, 2022

7 MIKEY MATTHEWS

Returns in Game: 4 at USC, 2023
 Yards in Game: 103 at USC, 2023
 Return Long: 53 at USC, 2023

18 JADYN MARSHALL

Returns in Game: 2, last vs. Utah, 2025
 Yards in Game: 37 vs. Utah, 2025
 Return Long: 25 at California, 2022

21 COLE MARTIN

Returns in Game: 1, last vs. Nebraska, 2025
 Yards in Game: 31 vs. Nebraska, 2025
 Return Long: 31 vs. Nebraska, 2025

23 KYLE MILLER

Returns in Game: 3 at Indiana, 2025
 Yards in Game: 48 at Indiana, 2025
 Return Long: 18 at Indiana, 2025

2 TITUS MOKIAO-ATIMALALA

Returns in Game: 2, last vs. Maryland, 2025
 Yards in Game: 54 vs. Maryland, 2025
 Return Long: 37 at Navy, 2021

6 JONJON VAUGHNS

Returns in Game: 1, last vs. California, 2023
 Yards in Game: 20 at USC, 2021
 Return Long: 20 at USC, 2021

6 ANTHONY WOODS

Returns in Game: 2 at UNLV, 2025
 Yards in Game: 36 at UNLV, 2025
 Return Long: 19 at UNLV, 2025

PUNT-RETURN CAREER HIGHS

7 MIKEY MATTHEWS

Returns in Game: 5 vs. UCLA, 2023
 Yards in Game: 20 vs. Arizona State, 2023
 Return Long: 14 vs. UC Davis, 2024

GAME-BY-GAME PASSING

	N. IAMALEAVA
Opponent	PC-PA-Int-Yds-TD
Utah	11-22-1-136-1
at UNLV	29-41-1-255-1
New Mexico	22-34-1-217-1
at Northwestern	19-27-0-180-1
Penn State	17-24-0-166-2
at Michigan State	16-24-0-180-3
Maryland	21-35-2-221-1
at Indiana	13-27-2-113-0
Nebraska	17-25-0-191-2
at Ohio State	
Washington	
at USC	

GAME-BY-GAME RUSHING

	BERGER	FRIAS II	N. IAMALEAVA	LEIGBER	MARTIN	THOMAS	A. WOODS
Opponent	TC-Yds-TD	TC-Yds-TD	TC-Yds-TD	TC-Yds-TD	TC-Yds-TD	TC-Yds-TD	TC-Yds-TD
Utah	5-7-0	0-0-0	13-47-0	0-0-0	0-0-0	7-17-0	3-13-0
at UNLV	6-31-0	0-0-0	11-59-1	0-0-0	0-0-0	5-43-0	8-40-0
New Mexico	2-(-2)-0	0-0-0	6-33-0	0-0-0	0-0-0	4-14-0	10-64-0
at Northwestern	4-13-0	0-0-0	14-65-0	0-0-0	1-12-0	7-43-0	4-10-0
Penn State	6-29-0	0-0-0	16-128-3	0-0-0	0-0-0	16-60-0	14-63-0
at Michigan State	12-89-1	7-37-0	6-3-0	1-3-0	1-20-0	12-54-1	4-32-0
Maryland	19-65-0	4-97-1	8-25-0	0-0-0	0-0-0	3-7-0	1-(-1)-0
at Indiana	5-17-0	6-31-0	7-28-0	0-0-0	0-0-0	7-12-0	DNP
Nebraska	5-19-1	0-0-0	15-86-0	DNP	0-0-0	12-39-0	4-11-0
at Ohio State							
Washington							
at USC							

GAME-BY-GAME RECEIVING

	BERGER	FOX-FLORES	FLORES JR.	FRIAS II	GILMER	HABERMEHL	MATTHEWS	MOKIAO-ATIMALALA
Opponent	PC-Yds-TD	PC-Yds-TD	PC-Yds-TD	PC-Yds-TD	PC-Yds-TD	PC-Yds-TD	PC-Yds-TD	PC-Yds-TD
Utah	0-0-0	0-0-0	DNP	0-0-0	3-31-0	1-9-0	2-22-0	0-0-0
at UNLV	2-21-0	1-4-1	DNP	1-5-0	8-87-0	0-0-0	5-34-0	3-32-0
New Mexico	0-0-0	DNP	DNP	0-0-0	5-56-0	4-20-0	3-67-0	2-25-1
at Northwestern	0-0-0	0-0-0	4-43-0	0-0-0	3-51-1	2-20-0	0-0-0	3-28-0
Penn State	0-0-0	0-0-0	4-25-0	0-0-0	5-79-1	1-6-0	1-5-0	3-41-1
at Michigan State	3-24-2	0-0-0	2-27-0	1-5-0	2-9-0	3-35-0	2-46-0	1-12-1
Maryland	1-0-0	0-0-0	3-15-0	1-2-0	4-56-0	2-6-0	3-31-1	6-102-0
at Indiana	0-0-0	0-0-0	4-50-0	2-9-0	1-13-0	2-9-0	1-18-0	0-0-0
Nebraska	2-19-0	DNP	6-52-0	1-9-1	2-13-0	1-11-0	2-31-0	1-7-0
at Ohio State								
Washington								
at USC								

GAME-BY-GAME RECEIVING

	PEDERSEN	SAINT PAUL	STAPLES	SHAW	THOMAS	WILSON	A. WOODS
Opponent	PC-Yds-TD	PC-Yds-TD	PC-Yds-TD	PC-Yds-TD	PC-Yds-TD	PC-Yds-TD	PC-Yds-TD
Utah	2-26-0	DNP	0-0-0	DNP	0-0-0	0-0-0	3-48-1
at UNLV	3-20-0	DNP	2-18-0	DNP	2-19-0	DNP	2-15-0
New Mexico	1-2-0	0-0-0	0-0-0	DNP	2-19-0	0-0-0	5-28-0
at Northwestern	1-2-0	DNP	0-0-0	DNP	1-4-0	2-20-0	3-12-0
Penn State	2-10-0	DNP	0-0-0	0-0-0	0-0-0	0-0-0	1-0-0
at Michigan State	0-0-0	0-0-0	0-0-0	0-0-0	1-8-0	0-0-0	1-14-0
Maryland	0-0-0	DNP	0-0-0	0-0-0	1-9-0	DNP	0-0-0
at Indiana	0-0-0	DNP	0-0-0	DNP	1-5-0	DNP	DNP
Nebraska	0-0-0	DNP	0-0-0	0-0-0	0-0-0	DNP	2-49-1
at Ohio State							
Washington							
at USC							

2025 UCLA FOOTBALL

GAME-BY-GAME DEFENSE

	AUPIU	BENJAMIN	BENNETT	BUSIC	CHISOM	CLARK	FUIMAONO	JACKSON	JONES	JORDAN JR.
Opponent	PT-AT-TT	PT-AT-TT	PT-AT-TT	PT-AT-TT	PT-AT-TT	PT-AT-TT	PT-AT-TT	PT-AT-TT	PT-AT-TT	PT-AT-TT
Utah	4-0-4	0-1-1	0-2-2	2-1-3	5-12-17	2-0-2	0-2-2	2-0-2	4-1-5	2-0-2
at UNLV	0-2-2	0-0-0	2-3-5	0-0-0	5-4-9	2-2-4	0-0-0	0-1-1	1-2-3	0-0-0
New Mexico	1-2-3	0-1-1	2-2-4	0-0-0	7-4-11	1-0-1	0-2-2	1-0-1	0-0-0	0-1-1
at Northwestern	0-0-0	0-0-0	1-2-3	2-0-2	2-3-5	1-0-1	1-4-5	1-2-3	0-3-3	1-0-1
Penn State	0-0-0	0-0-0	DNP	2-0-2	6-2-8	1-0-1	1-0-1	2-1-3	DNP	1-2-3
at Michigan State	2-0-2	1-0-1	2-1-3	0-0-0	2-2-4	DNP	0-0-0	4-3-7	1-2-3	1-0-1
Maryland	2-0-2	1-1-2	1-0-1	1-0-1	3-0-3	DNP	0-1-1	3-1-4	0-0-0	0-0-0
at Indiana	1-0-1	3-0-3	1-2-3	1-3-4	2-6-8	DNP	1-0-1	2-2-4	3-0-3	0-2-2
Nebraska	DNP	0-0-0	1-0-1	1-0-1	2-3-5	0-0-0	1-0-1	2-1-3	1-0-1	1-1-2
at Ohio State										
Washington										
at USC										

GAME-BY-GAME DEFENSE

	LAWRENCE	LEE	MARTIN	MOSIER	PELLOT	PLEASANT	SMITH III	STAFFORD III	STEWART	TAUPAKI
Opponent	PT-AT-TT	PT-AT-TT	PT-AT-TT	PT-AT-TT	PT-AT-TT	PT-AT-TT	PT-AT-TT	PT-AT-TT	PT-AT-TT	PT-AT-TT
Utah	3-2-5	1-0-1	3-3-6	0-0-0	0-0-0	0-2-2	1-4-5	3-0-3	1-0-1	0-0-0
at UNLV	2-3-5	0-1-1	0-3-3	0-0-0	0-0-0	0-3-3	2-3-5	0-2-2	0-1-1	0-2-2
New Mexico	5-4-9	0-0-0	2-6-8	0-0-0	0-0-0	2-0-0	3-2-5	1-1-2	DNP	1-2-3
at Northwestern	1-1-2	0-0-0	3-6-9	0-0-0	1-1-2	4-1-5	2-5-7	1-0-1	DNP	0-0-0
Penn State	6-2-8	0-0-0	1-2-3	1-0-1	2-0-2	2-1-3	0-0-0	DNP	DNP	0-0-0
at Michigan State	1-3-4	0-0-0	3-3-6	0-0-0	1-2-3	1-1-2	1-1-2	DNP	DNP	1-0-1
Maryland	5-1-6	1-1-2	4-2-6	1-0-1	2-0-2	4-2-6	0-0-0	0-1-1	DNP	2-0-2
at Indiana	6-2-8	DNP	2-1-3	1-1-2	1-0-1	2-0-2	2-4-6	1-0-1	DNP	2-0-2
Nebraska										
at Ohio State										
Washington										
at USC										

GAME-BY-GAME DEFENSE

	TAYLOR	THREATS	VAUGHNS	WALLS	A. WILLIAMS	K. WILLIAMS	J. WOODS
Opponent	PT-AT-TT	PT-AT-TT	PT-AT-TT	PT-AT-TT	PT-AT-TT	PT-AT-TT	PT-AT-TT
Utah	0-0-0	0-3-3	6-9-15	1-0-1	0-1-1	2-0-2	3-3-6
at UNLV	0-0-0	0-0-0	4-6-10	0-0-0	0-1-1	0-4-4	0-1-1
New Mexico	0-0-0	0-0-0	3-7-10	0-0-0	0-0-0	3-3-6	3-1-4
at Northwestern	0-1-1	1-0-1	5-7-12	0-0-0	0-0-0	1-1-2	2-1-3
Penn State	2-1-3	DNP	3-4-7	0-0-0	0-0-0	2-0-0	6-2-8
at Michigan State	0-1-1	DNP	1-3-4	0-1-1	0-0-0	2-1-3	1-3-4
Maryland	3-0-3	0-0-0	5-3-8	0-0-0	0-1-1	1-0-1	3-0-3
at Indiana	0-2-2	DNP	5-8-13	0-1-1	0-0-0	1-3-4	2-1-3
Nebraska	0-0-0	DNP	6-3-9	0-0-0	0-0-0	1-4-5	0-6-6
at Ohio State							
Washington							
at USC							

SPIEKER FIELD AT THE ROSE BOWL HOME OF BRUINS FOOTBALL

The nation's most famous college football stadium – the Rose Bowl – will be in its 44th season as the home of the UCLA Bruins football team in 2025. The stadium is recognized as both a United States National Historic Landmark and a California Historic Civil Engineering landmark. Thanks to a generous donation in 2017 from prominent UCLA alum Tod Spieker and his family, the playing surface is called Spieker Field at the Rose Bowl.

The Rose Bowl was built specifically for football, but has been utilized as a venue for portions of the 1932 Olympic Games' cycling events and was the soccer site for the 1984 Olympics. The Rose Bowl has also played host to five NFL Super Bowls – XI in 1977, XIV in 1980, XVII in 1983, XXI in 1987 and XXVII in 1993. It was a venue for the 1994 World Cup and the 1999 Women's World Cup soccer tournaments, including the championship games. The USA women's soccer team victory over China in the 1999 event drew over 90,000 fans. In addition, the 1983 Army-Navy game was played in the Rose Bowl.

On Jan. 1, 2018 and Jan. 1, 2015, the Rose Bowl served as the site of one of the College Football Playoff semifinal games. In 2014, the Rose Bowl hosted the final BCS Championship contest. It had also played host to the BCS Championship game in 2002, 2006 and 2010.

Considered an ideal concert venue, the Rose Bowl has hosted shows by such groups and artists as Taylor Swift, Beyonce, Jay-Z, Kenny Chesney, Jason Aldean, One Direction, U2, 'N Sync, Eagles, Rolling Stones, Pink Floyd, Michael Jackson, Metallica, Guns and Roses, Depeche Mode and Journey.

The iconic stadium has put the final touches on a \$181 million dollar renovation, and now features a new video board, improved exiting, wider aisles in the end zones and the Terry Donahue Pavilion. The Pavilion area houses the press boxes, broadcast booths, premium seating, boxes and suites. In December of 2015, the radio and TV booths were renamed "The Keith Jackson Broadcast Center". Jackson, the former sportscaster, coined the phrase "The Granddaddy of Them All" for the Rose Bowl Game. Also added are field level entrances and exits, and additional concession stands and restroom facilities.



Since 2007, UCLA and its opponents have dressed in new locker rooms located underneath the south concourse of the stadium. The locker area features all of the latest amenities to benefit the players, coaches, sports medicine and equipment staffs. In addition, a new media interview room and working press area were included in the upgrades. In 1998, new individual chairs were installed in the seating areas between the end zones. Also, improved seating areas for the physically challenged were installed, as well as a new sound system.

Completed in 1922 at a cost of \$272,198, the Rose Bowl was first used for the USC-California football game that year which was won by the Golden Bears 12-0. The stadium was originally horseshoe shaped and seated 57,000 people when it hosted the 1923 Rose Bowl Game. The south end zone was enclosed prior to the 1929 game to increase seating capacity to 76,000. Further enlargements took place in 1932 (83,677) and 1949 (100,807). A record crowd of 106,869 fans witnessed the 1973 Ohio State-USC Rose Bowl contest.

The Rose Bowl has many firsts in its vast history. On Jan. 1, 1927, radio stations across the nation were linked together for the first time in a coast-to-coast broadcast. On Jan. 1, 1954, The UCLA-Michigan State Rose Bowl Game was the first west-to-east color telecast on a nationwide connection.

The Rose Bowl has 77 rows of seats. It measures 880 feet from the north to south rims and 695 feet from east to west. Its circumference around the rim is 2,430 feet, compared to 1,350 feet at field level. It took 28 miles of lumber to provide the original seats. The square footage of the grass on the floor of the stadium is 79,156.

THIS IS UCLA

The University

In a dynamic, global city, on one of the nation's most beautiful campuses, doors are opened, and anything is possible. UCLA is one of the world's great universities, offering unmatched breadth and depth of scholarship to more than 32,000 undergraduates and nearly 14,000 graduate students. As the No. 1 public university in the nation, it's UCLA's mission to move knowledge into action. For over 100 years, the university's efforts have positively impacted not just those in our communities, but people around the world.

Bruins are a reflection of the university's commitment to excellence, diversity and equal opportunity. According to U.S. News & World Report, UCLA enrolls one of the largest percentages of low-income students among other elite universities.

The UCLA faculty are among the most recognized and decorated in just about every field. UCLA boasts eight faculty Nobel Prize laureates, 15 MacArthur fellows, 11 National Medal of Science winners and three Pulitzer Prize winners, along with hundreds of recipients of Guggenheim fellowships, Fulbright awards and other academic distinctions. Bruin alumni are Oscar, Grammy, Tony and Emmy winners; philanthropists and public servants; Olympians, professional athletes and coaches; and educators, engineers, bankers, entrepreneurs and astronauts. Founded in 1934, the UCLA Alumni Association serves more than 600,000 living alumni, with a comprehensive array of services, programs and activities.

With hundreds of service programs, UCLA is integral to the Los Angeles community. UCLA Health is among the world's most comprehensive academic health systems, with a mission to provide state-of-the-art patient care, support pioneering research and train top medical professionals. The arts are also a central part of our lives and essential to the UCLA experience. UCLA Extension offers over 4,000 courses and more than 100 professional certificate programs.

Visit admission.ucla.edu/visit/campustours for more information.

LEARNING MORE ABOUT UCLA

- UCLA was ranked the No. 1 public university in the nation for the eighth year in a row in 2025 (U.S. News & World Report)
- UCLA is the most applied-to university in the country. For fall 2025, UCLA received 145,058 applications for undergraduate admission
- Nearly a third of undergraduates earning a degree are the first in their families to graduate from a four-year college or university
- UCLA has approximately 5,400 faculty members, including recipients of the Nobel Prize, the Pulitzer Prize, the National Medal of Science, and Guggenheim, MacArthur and other prestigious fellowships, grants and awards
- UCLA holds more than 1,200 active U.S. patents and over 1,800 foreign patents in its portfolio based on discoveries by UCLA researchers
- Generates \$9.3 billion in regional economic activity
- Eight Alumni Nobel Laureates
- 13 Rhodes Scholars
- Three Pulitzer Prize winners
- One of the top three American hospitals and "Best Hospital in the West" (U.S. News & World Report)
- Famous alumni include Jackie Robinson, Kareem Abdul-Jabbar, Arthur Ashe, Troy Aikman, Bill Walton, Ann Meyers-Drysdale, Reggie Miller, Jackie Joyner-Kersey, Rafer Johnson, Florence Griffith-Joyner, Sean Astin, Carol Burnett, Nicolas Cage, Francis Ford Coppola, Mark Harmon, Tim Robbins, Ben Stiller, Michelle Kwan, Jim Morrison, Randy Newman, Mo'Nique and Tom Bradley
- Among top five universities in the nation in expenditures from grants and contracts in science, medicine and engineering

UCLA ON THE AIR

Bruins on the Radio

For the first time in 19 years, UCLA football will be broadcast on a new radio station, appearing exclusively on 790 KABC for the 2025 season. The UCLA Department of Athletics announced the new multi-year agreement on Aug. 21, 2025.

KABC-AM 790 becomes the new official radio broadcast home for the UCLA football program, serving all of Southern California with its powerful 6,600-watt signal. With the move to KABC-AM 790, the Bruins will be the primary sports team on the radio station, signaling a departure from sharing the airwaves with other major professional teams in the Los Angeles region.

All games will be produced by JMI Sports, UCLA's corporate and media rights holder. KABC-AM 790 serves as the flagship station of UCLA Bruins Audio Network. Broadcasts are also available on Sirius XM and through the TuneIn App which can be downloaded from the App Store.

Josh Lewin returns as the voice of the Bruins for his 10th season. Former Bruin quarterback Matt Stevens (1983-86) is set to begin his 29th year on the broadcast team and his 23rd as the analyst in the booth after being welcomed into the SoCal Sports Broadcasters Hall of Fame in 2019. Another Bruin signal caller, Wayne Cook (1991-94) is in his 24th season as the sideline reporter.


Bruins on Television

All of UCLA football's home games and/or Big Ten games will be aired on a variety of the conference's television partners (Big Ten Network, FOX Sports, NBC Sports and CBS Sports). Those channels include Big Ten Network (BTN), FOX, FS1, NBC, Peacock and CBS.

BTN will air conference games and ancillary programming which feature football coach and player interviews during the season, including special features.

The UCLA-Oregon State game in 2009 is the last game not to be aired live (it was on delayed television).

Game No. 1 – Aug. 30, 2025
Rose Bowl Stadium (Pasadena, Calif.)
Utah 43, UCLA 10



The UCLA football team fell to Utah, 43-10, in its home opener at the Rose Bowl.

Redshirt sophomore Nico lamaleava started to find his footing in his debut with the Bruins. The quarterback wrapped the night completing 11 of 22 pass attempts for 136 passing yards and one touchdown. The Long

Beach, Calif. native also led UCLA's rushing efforts with 47 yards on the ground in 13 attempts.

Redshirt junior Anthony Woods was the Bruin quarterback's top target, finishing with 48 receiving yards and UCLA's lone touchdown. The running back added 13 yards on three rushes for the evening.

The Bruins totaled 210 yards of offense against Utah (1-0), as the Utes finished the contest with 492 total yards (286 rushing, 206 passing) and scored on seven drives.

Redshirt sophomore Isaiah Chisom anchored the Bruin defense with a team-leading 17 tackles. Redshirt sophomore JonJon Vaughns added 15 tackles, including a team-best six solo tackles.

Utah quarterback Devon Dampier totaled a game-high 293 yards of total offense, accounting for two touchdowns through the air and one on the ground.

UTAH	13	10	7	13	--43
UCLA	0	7	3	0	--10

Weather: Clear 80 F, SW 3 MPH / Attn.: 35,032

First Quarter

- 10:49 UTAH - #1 W.Parker 13 yd rush (#17 D.Curtis kick missed), 11-75, 04:11
- 01:27 UTAH - #2 S.Snowden 8 yd rush (#17 D.Curtis kick), 10-60, 05:10

Second Quarter

- 12:44 UTAH - #8 L.Barton 14 yd pass from #4 D.Dampier (#17 D.Curtis kick), 5-49, 02:12
- 06:46 UCLA - #6 A.Woods 19 yd pass from #9 N.lamaleava (#94 M.Bhaghani kick), 10-75, 05:58
- 00:00 UTAH - #17 D.Curtis 54 yd FG, 8-34, 01:01

Third Quarter

- 12:38 UCLA - #94 M.Bhaghani 46 yd FG, 7-47, 02:22
- 02:50 UTAH - #4 D.Dampier 2 yd rush (#17 D.Curtis kick), 20-80, 09:44

Fourth Quarter

- 10:05 UTAH - #88 D.Bentley 2 yd pass from #4 D.Dampier (#21 N.Rogers rush failed), 9-81, 04:49
- 06:29 UTAH - #21 N.Rogers 1 yd rush (#17 D.Curtis kick), 4-29, 02:08

UTAH		UCLA
30	First Downs	14
54/286	Carries/Net Yards Rushing	28/84
206	Net Yards Passing	136
21/26/0	Pass Comp/Att/Int	11/22/1
80/492	Total Plays/Total Yards	50/220
2/0	Fumbles/Fumbles Lost	0/0
3/15	Penalties	3/30
37:28	Time of Possession	22:32
14/17	Third Down Conversion/Att	2/11
4/28	Sacks/Yds	0/0
6/6	Red Zone	1/1

Individual Leaders

Rushing - Dampier (UTAH) 16-87, N. lamaleava (UCLA) 13-47; Passing - Dampier (UTAH) 21-25-0-206-2, N. lamaleava (UCLA) 11-22-1-136-1; Receiving - Snowden (UTAH) 6-51, A. Woods (UCLA) 3-48; Tackles - Chisom (UCLA) 17, Barton (UTAH) 7

Game No. 2 – Sept. 6, 2025
Allegiant Stadium (Las Vegas, Nev.)
UNLV 30, UCLA 23



UCLA's second half surge came up short at Allegiant Stadium, falling to UNLV, 30-23, despite a strong push in the final 30 minutes.

Nico lamaleava threw for 255 yards and accounted for two touchdowns. Including his team-high 59 rushing yards, lamaleava recorded 314 yards of total offense, marking the third

time in his career he has crossed over the 300-yard mark.

The Bruins outgained the Rebels in total yardage by a margin of 428-351 on the night. UCLA accrued 318 yards in the second half alone, compared to UNLV's 101.

UCLA found itself down 23-0 near the end of the first half, but got itself back into the game by scoring on five consecutive drives, starting with a Mateen Bhaghani field goal to get the Bruins on the board just before halftime.

After the break, the Bruins found the end zone on a 4-yard pass to freshman tight end Noah Fox-Flores to get within two scores, and later cut the deficit to 10 with a 30-yard touchdown run from lamaleava. Another FG from Bhaghani on the ensuing possession made it a one-score game.

UCLA got a chance to tie it on its next possession, taking over on its own 19 with 2:19 left and driving to the UNLV 24 before the game effectively ended when an lamaleava pass over the middle was tipped and intercepted.

UCLA	0	3	10	10	--23
UNLV	10	13	0	7	--30

Weather: Indoor (outdoor temp - 94F) / Attn.: 36,117

First Quarter

- 08:01 UNLV - #32 R.Villela 50 yd FG, 11-43, 06:59
- 00:13 UNLV - #84 N.Elksnis 21 yd pass from #10 A.Colandrea (#32 R.Villela kick), 6-81, 04:28

Second Quarter

- 05:39 UNLV - #0 T.Omeire 21 yd pass from #10 A.Colandrea (#32 R.Villela kick), 11-87, 05:38
- 01:49 UNLV - #2 K.Lee 19 yd rush (rush failed), 5-44, 01:41
- 00:04 UCLA - #94 M.Bhaghani 33 yd FG, 9-46, 01:31

Third Quarter

- 07:48 UCLA - #82 N.Fox-Flores 4 yd pass from #9 N.lamaleava (#94 M.Bhaghani kick), 12-75, 07:12
- 00:03 UCLA - #94 M.Bhaghani 35 yd FG, 14-52, 06:50

Fourth Quarter


- 12:04 UNLV - #30 V.Gumms 17 yd pass from #10 A.Colandrea (#32 R.Villela kick), 6-75, 02:59
- 08:50 UCLA - #9 N.lamaleava 30 yd rush (#94 M.Bhaghani kick), 8-78, 03:08
- 05:25 UCLA - #94 M.Bhaghani 33 yd FG, 6-42, 01:35

UCLA		UNLV
26	First Downs	20
30/173	Carries/Net Yards Rushing	32/148
255	Net Yards Passing	203
29/42/1	Pass Comp/Att/Int	15/21/0
72/428	Total Plays/Total Yards	53/351
1/1	Fumbles/Fumbles Lost	0/0
14/129	Penalties	13/129
31:30	Time of Possession	28:30
3/13	Third Down Conversion/Att	5/10
2/21	Sacks/Yds	2/10
4/4	Red Zone	2/2

Individual Leaders

Rushing - Thomas (UNLV) 13-61, N. lamaleava (UCLA) 11-59; Passing - N. lamaleava (UCLA) 29-41-1-255-1, Colandrea (UNLV) 15-21-0-203-3; Receiving - Gilmer (UCLA) 8-87, Gumms (UNLV) 3-40; Tackles - Pope (UNLV) 11, Vaughns (UCLA) 10

Game No. 3 – Sept. 12, 2025
Rose Bowl Stadium (Pasadena, Calif.)
New Mexico 35, UCLA 10



The UCLA football team lost to New Mexico, 35-10, in a non-conference game at the Rose Bowl.

Bruins' quarterback Nico lamaleava completed 22 of 34 passes for 217 yards, one touchdown and one interception. Anthony Woods finished as UCLA's leading rusher, totaling 64 yards on 10 carries.

New Mexico quarterback Jack Layne finished the game having completed 12 of 16 passes for 152 yards. The visiting Lobos (2-1) totaled 298 rushing yards, as two players registered at least 80-plus yards on the ground – led by Damon Bankston's 154 rushing yards. D.J. McKinney had a team-leading 21 carries for 89 yards.

Friday's game marked the Bruins' third and final non-conference contest of the regular-season schedule before Big Ten play starts with a game at Northwestern on Saturday, Sept. 27.

The Bruins (0-3) pulled to within 14-10 of New Mexico after having trailed, 14-0, early in the second quarter. Mateen Bhaghani's 51-yard field goal at the 3:34 mark in the third quarter reduced UNM's margin to 14-10.

New Mexico pushed ahead, 28-10, with touchdowns on its next two offensive series. The Lobos, leading 14-10, used a 13-play, 75-yard drive to score a touchdown and lead by 11 points. Bankston used a 2-yard touchdown carry to put New Mexico on top, 21-10, with 10:42 left in regulation.

UNM	7	7	0	21	--35
UCLA	0	7	3	0	--10

Weather: Clear 71 F, SW 7 MPH / Attn.: 31,163

First Quarter

- 03:10 UNM - #22 S.Humphrey 1 yd rush (#13 L.Drzewiecki kick), 9-64, 05:25

Second Quarter

- 12:43 UNM - #85 S.Mapa 8 yd pass from #2 J.Layne (#13 L.Drzewiecki kick), 7-59, 03:56
- 08:59 UCLA - #2 T.Mokiao-Atimalala 12 yd pass from #9 N.lamaleava (#94 M.Bhaghani kick), 8-78, 03:39

Third Quarter

- 03:34 UCLA - #94 M.Bhaghani 51 yd FG, 5-26, 03:00

Fourth Quarter

- 10:42 UNM - #1 D.Bankston 2 yd rush (#13 L.Drzewiecki kick), 13-75, 07:52
- 07:06 UNM - #1 D.Bankston 43 yd pass from #2 J.Layne (#13 L.Drzewiecki kick), 3-42, 02:07
- 00:36 UNM - #10 D.McKinney 3 yd rush (#13 L.Drzewiecki kick), 7-74, 03:22

UNM		UCLA
22	First Downs	15
46/298	Carries/Net Yards Rushing	22/109
152	Net Yards Passing	217
12/17/0	Pass Comp/Att/Int	22/34/1
63/450	Total Plays/Total Yards	56/326
3/2	Fumbles/Fumbles Lost	1/0
4/29	Penalties	13/116
36:38	Time of Possession	23:22
4/10	Third Down Conversion/Att	3/11
0/0	Sacks/Yds	0/0
4/6	Red Zone	1/1

Individual Leaders

Rushing - Bankston (UNM) 15-154, A. Woods (UCLA) 10-64; Passing - N. lamaleava (UCLA) 22-34-1-217-1, Layne (UNM) 12-16-0-152-2; Receiving - Matthews (UCLA) 3-67, Bankston (UNM) 3-49; Tackles - Eck (UNM) 11, Chisom (UCLA) 11

Game No. 4 – Sept. 27, 2025
Martin Stadium (Evanston, Ill.)
Northwestern 17, UCLA 14



The UCLA football team dropped its Big Ten opener, falling 17-14 on the road at Northwestern.

The Bruins trailed 17-0 midway through the second quarter, cut the deficit to 17-3 at halftime, and pulled to within 17-14 midway through the final quarter. In an even distribution of total yards, Northwestern outgained the Bruins in yardage, 314 to 311.

UCLA had rallied back from a 17-0 deficit but was unable to pull into field goal position, down 17-14, on its final two offensive drives late in the fourth quarter. The Bruins finished the game with 180 total passing yards and 131 yards on the ground.

Down 17-6, the Bruins cut Northwestern's cushion to 17-14 with a touchdown, capping a four-play and 80-yard drive at the 6:19 mark in the fourth quarter. Bruins' quarterback Nico lamaleava connected on a 29-yard touchdown pass to wide receiver Kwazi Gilmer, before UCLA scored on a two-point conversion.

Bruins' kicker Mateen Bhaghani knocked through a pair of field goals earlier in the contest to reduce Northwestern's advantage from 17-0 to 17-6. Bhaghani hit a 28-yarder as time expired at the conclusion of the second quarter. He also nailed a 25-yard field goal attempt with 2:48 left in the third quarter.

Northwestern's Preston Stone completed 12 of 18 passes for 115 yards and one touchdown. The Wildcats' primary running back, Caleb Komolafe, registered 119 yards on the ground on a game-high 27 carries.

UCLA	0	3	3	8	--14
NU	3	14	0	0	--17

Weather: Sunny 83 F, NE 6 MPH / Attn.: 12,023

First Quarter

- 02:24 NU - #82 J.Olsen 33 yd FG, 17-74, 09:09

Second Quarter

- 13:29 NU - #5 C.Komolafe 9 yd rush (#82 J.Olsen kick), 6-69, 02:57
 - 03:33 NU - #17 G.Wilde 10 yd pass from #8 P.Stone (#82 J.Olsen kick), 5-64, 02:46
 - 00:00 UCLA - #94 M.Bhaghani 28 yd FG, 13-73, 03:26

Third Quarter

- 02:48 UCLA - #94 M.Bhaghani 25 yd FG, 12-73, 06:12

Fourth Quarter

- 06:19 UCLA - #3 K.Gilmer 29 yd pass from #9 N.lamaleava (#6 A.Woods pass from #9 N.lamaleava), 4-80, 01:29

UCLA		NU
18	First Downs	21
29/131	Carries/Net Yards Rushing	42/199
180	Net Yards Passing	115
19/28/0	Pass Comp/Att/Int	12/18/0
57/311	Total Plays/Total Yards	60/314
1/0	Fumbles/Fumbles Lost	0/0
6/60	Penalties	2/20
25:39	Time of Possession	34:21
7/14	Third Down Conversion/Att	6/13
2/7	Sacks/Yds	3/10
2/2	Red Zone	3/4

Individual Leaders

Rushing - Komolafe (NU) 27-119, N. lamaleava (UCLA) 14-65; Passing - lamaleava (UCLA) 19-27-0-180-1, Stone (NU) 12-18-0-115-1; Receiving - Wilde (NU) 7-98, Gilmer (UCLA) 3-51; Tackles - Vaughns (UCLA) 12, Fitzgerald (NU) 9

Game No. 5 – Oct. 4, 2025
Rose Bowl Stadium (Pasadena, Calif.)
UCLA 42, Penn State 37



The UCLA football team defeated No. 7 Penn State, 42-37, on Oct. 4 at the Rose Bowl. The Bruins secured their first win over an AP top-10 opponent since Sept. 24, 2010, when UCLA defeated No. 7. Texas on the road.

With UCLA clinging to a 42-35 lead in the final minute and Penn State threatening deep in the Bruins' territory, Scooter Jackson came up with a stop, bursting into the

backfield for a clutch tackle-for-loss that sealed the upset victory on Saturday.

UCLA quarterback Nico lamaleava completed 16 of 24 passes for 166 yards and two touchdowns. The Bruins' signal-caller was also the team's leading rusher, racking up 128 yards and three scores on 16 carries. lamaleava's three rushing touchdowns are at least tied for the most-ever by a UCLA quarterback.

lamaleava was responsible for all five of UCLA's touchdowns on Saturday afternoon.

UCLA assistant head coach Jerry Neuheisel, who has coached the Bruins' tight ends and wide receivers the previous four and a half seasons, made his debut as the Bruins' offensive play-caller.

Penn State quarterback Drew Allar completed 19 of his 26 pass attempts for 200 yards and two touchdowns. Allar also rushed for 78 yards on 11 carries.

PSU	7	0	14	16	--37
UCLA	10	17	7	8	--42

Weather: Sunny 72 F, S 3 MPH / Attn.: 39,256

First Quarter

- 10:26 UCLA - #3 K.Gilmer 11 yd pass from #9 N.lamaleava (#94 M.Bhaghani kick), 10-75, 04:34
 - 07:20 UCLA - #94 M.Bhaghani 24 yd FG, 7-40, 03:05
 - 02:06 PSU - #13 K.Allen 13 yd rush (#94 R.Barker kick), 10-75, 05:14

Second Quarter

- 08:50 UCLA - #2 T.Mokiao-Atimalala 6 yd pass from #9 N.lamaleava (#94 M.Bhaghani kick), 17-75, 08:16
 - 04:47 UCLA - #9 N.lamaleava 3 yd rush (#94 M.Bhaghani kick), 6-68, 03:07
 - 0:00 UCLA - #94 M.Bhaghani 54 yd FG, 3-17, 00:22

Third Quarter

- 11:28 PSU - #16 K.Dinkins 40 yd pass from #15 D.Allar (#94 R.Barker kick), 5-62, 01:44
 - 07:19 PSU - #2 L.Ciifford 6 yd blocked punt return (#94 R.Barker kick), 04:09
 - 02:55 UCLA - #9 N.lamaleava 1 yd rush (#94 M.Bhaghani kick), 7-75, 04:24

Fourth Quarter

- 14:26 PSU - #13 K.Allen 2 yd rush (#94 R.Barker kick), 10-75, 03:29
 - 06:41 UCLA - #9 N.lamaleava 7 yd rush (#3 K.Gilmer pass from #9 N.lamaleava), 12-75, 07:45
 - 04:11 PSU - #1 K.Hudson 15 yd pass from #15 D.Allar (#94 R.Barker kick), 10-75, 02:30
 - 00:17 PSU - #4 A.Harris SAFETY, 00:20

PSU		UCLA
21	First Downs	22
31/157	Carries/Net Yards Rushing	53/269
200	Net Yards Passing	166
19/26/0	Pass Comp/Att/Int	17/24/0
57/357	Total Plays/Total Yards	77/435
3/1	Fumbles/Fumbles Lost	1/0
6/43	Penalties	5/35
20:43	Time of Possession	39:17
4/9	Third Down Conversion/Att	10/16
3/22	Sacks/Yds	1/11
3/4	Red Zone	6/6

Individual Leaders

Rushing - N. lamaleava (UCLA) 16-128; Allar (PSU) 11-78; Passing - Allar (PSU) 19-26-0-200-2; lamaleava (UCLA) 19-27-0-180-1; Receiving - Gilmer (UCLA) 5-79; Hudson (PSU) 4-52; Tackles - Wheatley (PSU) 12; Chisom/Lawrence/Woods

Game No. 6 – Oct. 11, 2025
Spartan Stadium (East Lansing, Mich.)
UCLA 38, Michigan State 13



UCLA proved it was much more than a one-hit wonder. After last week's historic upset win over No. 7 Penn State, the Bruins produced another platinum hit with a 38-13 road victory over Michigan State.

The Bruins scored 38 straight points after the scored on their opening drive. Fourth down conversions

played a big role in the decisive victory, as UCLA was perfect on fourth down conversions, converting all three on the offensive end and stopping all four on the defensive side.

UCLA's 38 straight points were its most against an FBS opponent since shutting out Oregon State, 41-0, on Nov. 7, 2015.

UCLA running back Jalen Berger returned to his former school and scored a career-high-tying three touchdowns - one rushing and two receiving. Berger became the first Bruin running backing with multiple receiving TDs since Demetric Felton did so in 2020. He finished with 83 yards rushing and 24 yards receiving.

Quarterback Nico lamaleava was 16-for-24 for 180 yards with three touchdown passes.

UCLA	10	14	14	0	--38
MSU	7	0	0	6	--13

Weather: Sunny 56 F, NW 10 MPH / Attn.: 72,109

First Quarter

- 09:07 MSU - #2 A.Chiles 2 yd rush (#29 M.Connington kick), 10-59, 04:49
 - 04:41 UCLA - #94 M.Bhaghani 47 yd FG, 10-46, 04:26
 - 01:39 UCLA - #0 J.Berger 16 yd rush (#94 M.Bhaghani kick), 3-34, 01:25

Second Quarter

- 10:17 UCLA - #0 J.Berger 3 yd pass from #9 N.lamaleava (#94 M.Bhaghani kick), 10-63, 05:21
 - 04:09 UCLA - #2 T.Mokiao-Atimalala 12 yd pass from #9 N.lamaleava (#94 M.Bhaghani kick), 8-32, 04:05

Third Quarter

- 03:55 UCLA - #21 J.Thomas 1 yd rush (#94 M.Bhaghani kick), 11-62, 06:46
 - 01:44 UCLA - #0 J.Berger 13 yd pass from #9 N.lamaleava (#94 M.Bhaghani kick), 4-33, 01:12

Fourth Quarter


- 13:09 MSU - #6 N.Marsh 5 yd pass from #11 A.Milivojevic (#29 M.Connington kick missed), 9-75, 03:35

UCLA		MSU
20	First Downs	14
43/238	Carries/Net Yards Rushing	25/87
180	Net Yards Passing	166
16/24/0	Pass Comp/Att/Int	16/35/0
67/418	Total Plays/Total Yards	60/253
1/0	Fumbles/Fumbles Lost	2/1
8/60	Penalties	2/14
36:24	Time of Possession	23:36
6/13	Third Down Conversion/Att	8/15
1/10	Sacks/Yds	2/11
5/6	Red Zone	2/2

Individual Leaders

Rushing - Berger (UCLA) 12-89; Frazier (MSU) 12-58; Passing - N. lamaleava (UCLA) 16-24-0-180-3; Milivojevic (MSU) 8-18-0-100-1; Receiving - Marsh (MSU) 7-77; Matthews (UCLA) 2-46; Tackles - Jackson (UCLA) 7; Hall (MSU) 7

Game No. 7 – Oct. 18, 2025
Rose Bowl Stadium (Pasadena, Calif.)
UCLA 20, Maryland 17



Mateen Bhaghani drilled a game-winning 24-yard field goal to lift the UCLA football team to a 20-17 Homecoming win over Maryland at the Rose Bowl.

UCLA took over on the 27-yard line with just 40 seconds remaining and quarterback Nico Iamaleava immediately went to work, connecting with Titus Mokiao-Atimalala for back-to-back completions amounting to 33 yards. Anthony Frias II then did the rest on the ground, scampering 35 yards to the Maryland 5-yard line to set up Bhaghani's second career game-winning kick.

Iamaleava completed 21 of 35 passes for 211 yards and a touchdown. On the ground, Frias II led the Bruins with 97 rushing yards and a touchdown on just four carries. Jalen Berger also registered 65 rushing yards on his 19 touches.

Maryland quarterback Malik Washington compiled 210 yards through the air, completing 23 of his 48 pass attempts for one touchdown and one interception. Washington was also the leading rusher for the Terrapins, posting 67 rushing yards on six attempts.

Mokiao-Atimalala was UCLA's leading receiver, hauling in six catches for 102 yards. Kwazi Gilmer also recorded 56 receiving yards on four receptions.

MD	0	3	7	7	--17
UCLA	0	7	0	13	--20

Weather: Sunny 83 F, SW 5 MPH / Attn.: 35,561

Second Quarter

- 14:11 UMD - #36 S.O'Haire 24 yd FG, 17-88, 08:09
 - 12:05 UCLA - #22 A.Frias II 55 yd rush (#94 M.Bhaghani kick), 4-71, 02:03

Third Quarter

- 04:40 UMD - #14 J.Glasker 8 yd interception return (#98 R.Capriotti kick), 00:33

Fourth Quarter

- 03:33 UCLA - #7 M.Matthews 14 yd pass from #9 N.Iamaleava (#94 M.Bhaghani kick), 8-80, 02:06
 - 02:04 UCLA - #94 M.Bhaghani 42 yd FG, 4-4, 00:52
 - 00:40 UMD - #1 J.Farooq 8 yd pass from #7 M.Washington (#98 R.Capriotti kick), 9-75, 01:24
 - 00:02 UCLA - #94 M.Bhaghani 23 yd FG, 5-68, 00:33

MD		UCLA
17	First Downs	21
26/127	Carries/Net Yards Rushing	35/193
210	Net Yards Passing	221
23/48/1	Pass Comp/Att/Int	21/35/2
74/337	Total Plays/Total Yards	70/414
1/1	Fumbles/Fumbles Lost	1/1
5/60	Penalties	10/85
27:00	Time of Possession	33:00
6/17	Third Down Conversion/Att	7/17
2/9	Sacks/Yds	0/0
2/3	Red Zone	3/3

Individual Leaders

Rushing - Frias II (UCLA) 4-97, Washington (MD) 6-67; Passing - Iamaleava (UCLA) 21-35-2-221-1, Washington (MD) 23-48-1-210-1; Receiving - Mokiao-Atimalala (UCLA) 6-102, Williams (MD) 7-86; Tackles - Wingate (MD) 9, Vaughns (UCLA) 8

Game No. 8 – Oct. 25, 2025
Memorial Stadium (Bloomington, Ind.)
Indiana 56, UCLA 6



UCLA saw its three-game winning streak come to an end with a 56-6 road loss to No. 2 Indiana on Oct. 25.

UCLA quarterback Nico Iamaleava completed 13 of 27 passes for 113 yards. Anthony Frias II was the Bruins' leading rusher, racking up 31 yards on six carries. UCLA's leading receiver was Rico Flores Jr., who tallied 50 yards on four receptions.

Mateen Bhaghani was perfect on the day, drilling field goals from 44 and 30 yards. The Bruins' place kicker is now 14-for-17 on the season.

Scotter Jackson and Key Lawrence each tallied an interception in the contest for UCLA.

Indiana opened the scoring with a pick-six inside the first minute of the game, and never relinquished the lead. QB Fernando Mendoza delivered four total touchdowns, throwing for three scores and rushing for another. He finished 15-of-22 for 168 yards through the air.

The hosts ultimately built a 35-3 lead by the halftime break, and then went on to out-score the Bruins by a margin of 21-3 in the second half.

UCLA	0	3	3	0	--6
IU	14	21	14	7	--56

Weather: Sunny / Attn.: 54,867

First Quarter

- 14:03 IND - #4 A.Fisher 25 yd interception return (#15 N.Radicic kick), 00:51
 - 04:02 IND - #1 R.Hemby 1 yd rush (#15 N.Radicic kick), 8-59, 04:04

Second Quarter

- 12:30 IND - #13 E.Sarratt 1 yd pass from #15 F.Mendoza (#15 N.Radicic kick), 11-75, 04:46
 - 08:44 IND - #1 R.Hemby 13 yd rush (#15 N.Radicic kick), 3-29, 01:15
 - 01:55 UCL - #94 M.Bhaghani 44 yd FG, 7-36, 03:21
 - 00:13 IND - #7 E.Williams Jr. 2 yd pass from #15 F.Mendoza (#15 N.Radicic kick), 8-75, 01:36

Third Quarter

- 09:15 IND - #15 F.Mendoza 20 yd rush (#15 N.Radicic kick), 10-75, 05:45
 - 04:13 IND - #7 E.Williams Jr. 62 yd pass from #15 F.Mendoza (#15 N.Radicic kick), 6-74, 03:35
 - 00:23 UCL - #94 M.Bhaghani 30 yd FG, 10-64, 03:50

Fourth Quarter

- 11:11 IND - #16 A.Mendoza 4 yd rush (#15 N.Radicic kick), 10-75, 04:12

UCLA		IU
12	First Downs	27
25/88	Carries/Net Yards Rushing	47/262
113	Net Yards Passing	213
13/28/2	Pass Comp/Att/Int	19/29/2
53/201	Total Plays/Total Yards	76/475
1/1	Fumbles/Fumbles Lost	0/0
8/82	Penalties	4/45
24:26	Time of Possession	35:34
1/11	Third Down Conversion/Att	12/16
0/0	Sacks/Yds	3/18
1/1	Red Zone	6/7

Individual Leaders

Rushing - Hemby (IU) 17-81, Frias II (UCLA) 6-32; Passing - F. Mendoza (IU) 15-22-1-168-3, Iamaleava (UCLA) 13-27-2-113-0; Receiving - Williams Jr. (IU) 5-109, Flores Jr. (UCLA) 4-50; Tackles - Vaughns (UCLA) 13, Jones (IU) 8

Game No. 9 – Nov. 8, 2025
Rose Bowl Stadium (Pasadena, Calif.)
Nebraska 28, UCLA 17



UCLA dropped a 28-21 decision to Nebraska at the Rose Bowl on Nov. 8.

The Bruins trailed by 14 points midway through the fourth quarter, cut Nebraska's cushion to 28-21 with 4:54 remaining, but were unable to complete the comeback.

UCLA QB Nico Iamaleava completed 17 of 25 passes for 191 yards and two touchdowns, totaling a team-leading 86 yards on the ground.

Nebraska QB TJ Lateef finished the game having completed 13 of 15 pass attempts for 205 yards and three touchdowns. Lateef did not throw an incomplete pass until early in the fourth quarter. Running back Emmett Johnson tallied 232 yards of total offense (129 rushing, 103 receiving) and scored three touchdowns.

Iamaleava threw his second touchdown pass of the night when he found Anthony Frias II from nine yards out with 4:54 remaining in the fourth quarter, and the Bruins trailed 28-21. Nebraska held on to the ball from their and ran down to clock to secure the win.

UCLA trailed Nebraska, 28-14, to enter the fourth after having scored a TD with 11:37 left to play in the third quarter. The Bruins reduced a 21-point Nebraska cushion on a four-play, 69-yard drive, culminating with a 45-yard touchdown pass from Iamaleava to Anthony Woods.

NEB	7	14	7	0	--28
UCLA	0	7	7	7	--21

Weather: Sunny 69 F, S 2 MPH / Attn.: 44,481

First Quarter

- 08:00 NEB - #2 J.Barney Jr. 2 yd pass from #14 T.Lateef (#91 K.Cunanan kick), 9-61, 05:19

Second Quarter

- 13:14 UCLA - #0 J.Berger 1 yd rush (#94 M.Bhaghani kick), 17-75, 09:46
 - 11:01 NEB - #21 E.Johnson 56 yd pass from #14 T.Lateef (#91 K.Cunanan kick), 4-75, 02:13
 - 01:47 NEB - #21 E.Johnson 1 yd rush (#91 K.Cunanan kick), 9-60, 04:31

Third Quarter

- 11:44 NEB - #21 E.Johnson 40 yd pass from #14 T.Lateef (#91 K.Cunanan kick), 6-75, 03:16
 - 09:58 UCLA - #6 A.Woods 45 yd pass from #9 N.Iamaleava (#94 M.Bhaghani kick), 4-69, 01:39

Fourth Quarter

- 04:54 UCLA - #22 A.Frias II 9 yd pass from #9 N.Iamaleava (#94 M.Bhaghani kick), 12-96, 06:39

NEB		UCLA
20	First Downs	21
39/156	Carries/Net Yards Rushing	37/157
205	Net Yards Passing	192
13/15/0	Pass Comp/Att/Int	17/27/0
54/361	Total Plays/Total Yards	64/348
0/0	Fumbles/Fumbles Lost	0/0
2/25	Penalties	4/20
30:00	Time of Possession	30:00
5/8	Third Down Conversion/Att	8/14
3/18	Sacks/Yds	0/0
2/2	Red Zone	2/2

Individual Leaders

Rushing - Iamaleava (UCLA) 15-86, Johnson (NEB) 28-129; Passing - Johnson (NEB) 13-15-0-205-3, Iamaleava (UCLA) 21-35-2-221-1; Receiving - Johnson (NEB) 3-103, Flores Jr. (UCLA) 6-52, Williams (MD) 7-86; Tackles - Singleton (NEB) 11, Vaughns (UCLA) 9

THE LAST TIME . . .

UCLA INDIVIDUAL RUSHING

Had 100+ rushing yardsNico Iamaleava vs. Penn State, 2025 (128)**QB had 100+ rushing yards**Nico Iamaleava vs. Penn State, 2025 (128)**QB had 160+ rushing yards**Brett Hundley vs. Virginia Tech, 2013 (161)**QB had 100+ rushing yards and 300+ passing yards**Dorian Thompson-Robinson at Colorado, 2020 (109 rushing, 303 passing)**Had 200+ rushing yards**Brittain Brown vs. Stanford, 2020 (219)**Had 300+ rushing yards**Maurice Jones-Drew at Washington, 2004 (322)**Had 100+ rushing yards in back-to-back games**Carson Steele, 2023 (at Oregon State - 110, vs. Washington State - 141)**Had 100+ rushing yards in 3 straight games**Zach Charbonnet, 2022 (5 games: vs. Stanford - 198, at Oregon - 151, at Colorado - 104, vs. Utah - 198, vs. Washington - 124)**Had 100+ rushing yards in 4 straight games**Zach Charbonnet, 2022 (5 games: vs. Stanford - 198, at Oregon - 151, at Colorado - 104, vs. Utah - 198, vs. Washington - 124)**Had 100+ rushing yards in 5 straight games**Zach Charbonnet, 2022 (5 games: vs. Stanford - 198, at Oregon - 151, at Colorado - 104, vs. Utah - 198, vs. Washington - 124)**Had 100+ rushing yards in more than 5 straight games**Tyler Ebell, 2002 (6 games)**Had 200+ rushing yards in back-to-back games**Johnathan Franklin, 2012 (at Rice - 214, vs. Nebraska - 217)**2 players had 100+ rushing yards each**Collin Schlee (127), T.J. Harden (105) vs. Boise State, 2023**Had 35+ rushing attempts**Joshua Kelley vs. USC, 2018 (40)**Had 3 rushing touchdowns**Nico Iamaleava vs. Penn State, 2025 (3)**QB had 3 rushing TDs**Nico Iamaleava vs. Penn State, 2025 (3)**Had 4 rushing touchdowns**Joshua Kelley vs. Arizona State, 2019 (4)**Had 5+ rushing touchdowns**Maurice Drew at Washington, 2004 (5)**Had run of 50+ yards**Anthony Frias II vs. Maryland, 2025 (55)**Had run of 60+ yards**T.J. Harden vs. North Carolina Central, 2023 (62)**Had run of 70+ yards**Kazmeir Allen at Arizona State, 2022 (75)**Had run of 75+ yards**Kazmeir Allen at Arizona State, 2022 (75)**Had run of 85+ yards**Paul Perkins at Colorado, 2014 (92)**Had run of 90+ yards**Paul Perkins at Colorado, 2014 (92)

UCLA INDIVIDUAL PASSING

Had 300+ passing yardsEthan Garbers at Rutgers, 2024 (383)**Had 350+ passing yards**Ethan Garbers at Rutgers, 2024 (383)**Had 400+ passing yards**Dorian Thompson-Robinson at Washington State, 2019 (507)**Had 500+ passing yards**Dorian Thompson-Robinson at Washington State, 2019 (507)**Had fewer than 100 passing yards**Dorian Thompson-Robinson at Arizona, 2021 (82)**Had 30+ completions**Ethan Garbers at Rutgers, 2024 (32)**Had 50+ passing attempts**Josh Rosen at USC, 2017 (52)**Had 60+ passing attempts**Josh Rosen at Stanford, 2017 (60)**Had 5 touchdown passes**Dorian Thompson-Robinson at Washington State, 2019**Had more than 5 touchdown passes**Drew Olson vs. Oregon State, 2005 (6)**Had 4+ passes intercepted**Mike Fafaul vs. Utah, 2016 (4)**Had 300+ total offense yards**Nico Iamaleava at UNLV, 2025 (314)**Had 350+ total offense yards**Ethan Garbers at Rutgers, 2024 (431)**Had 400+ total offense yards**Ethan Garbers at Rutgers, 2024 (431)**Had 450+ total offense yards**Dorian Thompson-Robinson at Washington State, 2019 (564)**Had 500+ total offense yards**Dorian Thompson-Robinson at Washington State, 2019 (564)**Had completion of 50+ yards**Ethan Garbers to Keegan Jones at Rutgers, 2024 (67)**Had completion of 60+ yards**Ethan Garbers to Keegan Jones at Rutgers, 2024 (67)**Had completion of 70+ yards**Dante Moore to Josiah Norwood at San Diego State, 2023 (81)**Had completion of 80+ yards**Dante Moore to Josiah Norwood at San Diego State, 2023 (81)**Had completion of 90+ yards**Dorian Thompson-Robinson to Demetric Felton Jr. at Washington State, 2019 (94)

UCLA INDIVIDUAL RECEIVING

Had 100+ receiving yardsTitus Mokiao-Atimalala vs. Maryland, 2025 (102)**Had 150+ receiving yards**Greg Dulcich vs. USC, 2020 (167)**Had 200+ receiving yards**Jordan Lasley vs. California, 2017 (227)**Had 200+ receiving yards in back-to-back games**Jordan Lasley, 2017 (at USC - 204, vs. California - 227)**Had 100+ receiving yards in 3+ straight games**Jordan Lasley, 2017 (4 games: vs. Kansas State - 128, vs. California - 227, at USC - 204, vs. Arizona State - 162)**2 players had 100+ receiving yards each**Keegan Jones (114) & Moliki Matavao (104) at Rutgers, 2024**3 players had 100+ receiving yards each**Caleb Wilson (207), Darren Andrews (143), Jordan Lasley (100) vs. Texas A&M, 2017**RB had 100+ receiving yards**Keegan Jones at Rutgers, 2024 (114)**Had 10+ receptions**Kazmeir Allen vs. Bowling Green, 2022 (10)**Had reception of 80+ yards**Josiah Norwood at San Diego State, 2023 (81)**Had reception of 90+ yards**Demetric Felton Jr. at Washington State, 2019 (94)**Had 3 receiving touchdowns**Michael Ezeike vs. USC, 2022 (3)**Had 4+ receiving touchdowns**J.J. Stokes vs. Washington, 1993 (4)

UCLA INDIVIDUAL DEFENSE

Had 15+ total tacklesIsaiah Chisom (17) & JonJon Vaughns (15) vs Utah, 2025**Two Players Had 15+ total tackles**Isaiah Chisom (17) & JonJon Vaughns (15) vs Utah, 2025**Had 20+ total tackles**Reggie Carter at BYU, 2008 (20)**Defensive lineman had 10 total tackles**Oluwafemi Oladejo at Penn State, 2024 (10)**Defensive lineman had more than 10 total tackles**Takkarist McKinley at California, 2016 (11)**Had 2+ interceptions**Carson Schwesinger vs. Iowa, 2024 (2)**Had 3+ interceptions**Sheldon Price vs. Houston, 2012 (3)**Had 4.0+ tackles for loss**Oluwafemi Oladejo vs. Iowa, 2024 (4.0)**Had 5.0+ tackles for loss**Takkarist McKinley vs. Utah, 2016 (5.0)**Had 3.0+ sacks**Laiatu Latu vs. Colorado, 2023 (3.0)**Had 4.0+ sacks**Brendon Ayanbadejo vs. USC, 1998 (4.0)**Recorded safety**Team - vs. Washington, 2022
Individual - Martin Andrus Jr. vs. Stanford, 2018**Returned fumble recovery for touchdown**Alex Johnson at USC, 2023 (11 yards)**Had interception return for touchdown**Kain Medrano at Nebraska, 2024 (38 yards)**Had interception return of 95+ yards**Bryan Addison vs. Oregon, 2024 (96)

UCLA INDIVIDUAL SPECIAL TEAMS

Had kickoff return for touchdownKazmeir Allen at USC, 2021 (100 yards)**Had punt return for touchdown**Kyle Phillips vs. Colorado, 2021 (82 yards)**Returned blocked punt for touchdown**David Priebe (block by Ale Kaho) vs. Hawai'i, 2021**Recorded safety on blocked punt**Sean Westgate vs. Washington State, 2009**Returned blocked field goal for touchdown**Sheldon Price at Washington State, 2012 (68 yards)**Scored on blocked extra-point attempt**Bret Lockett vs. Fresno State, 2008

Blocked extra-point attempt

Datone Jones, Cassius Marsh at California, 2012

Blocked field goal

Rodrick Pleasant at Northwestern, 2025

Blocked punt

Carson Schwesinger vs. Fresno State, 2024

Converted field goal of 50+ yards

Mateen Bhaghani vs. Penn State, 2025 (54 yards)

Converted field goal of 60+ yards

Ka'imi Fairbairn vs. California, 2015 (60 yards)

Converted last-second field goal to win game

Nicholas Barr-Mira vs. South Alabama, 2022 (24 yards, 0:00 remaining)

Converted 4+ field goals

Nicholas Barr-Mira vs. South Alabama, 2022 (4)

Converted 5+ field goals

Nate Fikse vs. Stanford, 2002 (5)

Attempted 5+ field goals

Kai Forbath at Tennessee, 2009 (5)

Had 10 punts

Aaron Perez vs. USC, 2008 (10)

Had 5+ punts downed inside 20-yard line

Matt Mengel vs. Arizona, 2014 (6)

UCLA TEAM**Scored 60+ points**

62 at USC, 2021 (62-33)

Scored 50+ points

59 vs. North Carolina Central, 2023 (59-7)

Scored 30+ points in quarter

Q1 vs. North Carolina Central, 2023 (35)

Had 4 touchdowns in quarter

Q1 vs. North Carolina Central, 2023 (5)

Had 5 touchdowns in quarter

Q1 vs. North Carolina Central, 2023 (5)

Had 40+ points in half

1H vs. North Carolina Central, 2023 (45)

Had 50+ points in half

2H at Washington State, 2019 (50)

Did not score in first half

at Hawai'i, 2024 (0-10)

Did not score in second half

at LSU, 2024 (0-14)

Shut out opponent at home

vs. Oregon, 2007 (16-0)

Shut out opponent on road

at Oregon State, 2015 (41-0)

Played overtime game

vs. Stanford, 2020 (lost 48-48 2OT)

Did not allow touchdown

at Utah, 2015 (won 17-9)

Did not score touchdown

at Indiana, 2025 (lost 56-6)

Had 300+ rushing yards

vs. North Carolina Central, 2023 (39 carries, 404 yards)

Had 400+ rushing yards

vs. North Carolina Central, 2023 (39 carries, 404 yards)

Had 500+ rushing yards

vs. Washington, 1973 (65 carries, 566 yards)

Had fewer than 25 rushing yards

at LSU, 2024 (22 carries, 14 yards)

Had 300+ passing yards

at Rutgers, 2024 (383)

Had 400+ passing yards

at Washington State, 2019 (507)

Had 500+ passing yards

at Washington State, 2019 (507)

Had fewer than 75 passing yards

at Oregon, 2013 (64)

Had 500+ total offense yards

vs. Boise State, 2023 (510 - 280 rushing, 230 passing)

Had 600+ total offense yards

vs. North Carolina Central, 2023 (614 - 404 rushing, 210 passing)

Had fewer than 200 total offense yards

vs. Oregon, 2024 (172)

Had fewer than 150 total offense yards

at California, 2010 (144)

Had fewer than 115 total offense yards

at USC, 2001 (114)

Had 10+ sacks

vs. BYU, 1993 (11)

Had 5+ forced fumbles

vs. Oklahoma, 2005 (7)

Had 5+ recovered fumbles

vs. USC, 1998 (5)

Intercepted 5+ passes

at Utah, 2013 (6)

Had 0 turnovers

vs. Nebraska, 2025

Had 0 punts

at Oregon, 2022

Beat top-25 (AP) team at home

vs. No. 7 Penn State, 2025

Beat top-20 (AP) team at home

vs. No. 7 Penn State, 2025

Beat top-15 (AP) team at home

vs. No. 7 Penn State, 2025

Beat top-10 (AP) team at home

vs. No. 7 Penn State, 2025

Beat top-5 (AP) team at home

vs. No. 2 USC, 2006

Beat top-25 (AP) team on road

at No. 19 Washington State, 2019

Beat top-20 (AP) team on road

at No. 19 Washington State, 2019

Beat top-15 (AP) team on road

at No. 15 Arizona State, 2014

Beat top-10 (AP) team on road

at No. 7 Texas, 2010

Beat top-5 (AP) team on road

at No. 2 Washington, 1990

UCLA MISCELLANEOUS**Had successful 2-point conversion**

Kwazi Gilmer pass from Nico lamaleava vs. Penn State, 2025

Had successful fake punt

vs. Nebraska, 2025

Individual had 4+ touchdowns

Joshua Kelley vs. Arizona State, 2019 (4 rushing)

Individual had 4+ touchdowns of 75+ yards in season

Demetric Felton Jr., 2019 (4)

Individuals had games of 100+ rushing yards and 100+ receiving yards in season

Demetric Felton Jr., 2019 vs. Oregon State (111 rushing), at Washington State (150 receiving)

Had 300+ total offense yards in 3+ straight games

Dorian Thompson-Robinson, 2022 at Oregon (300), vs. Utah (307), vs. Washington (368)

Defensive player had touchdown on offense

Kenny Clark pass from Josh Rosen vs. Virginia, 2015

Rallied to win from 20-point deficit

at Washington State, 2019 (17-49 in Q3)

Rallied to win from double-digit deficit in fourth quarter

at Washington State, 2019 (38-49 to 67-63)

Played game in snow

at Utah, 2013 (42 degrees, snow flurries)

Played game in temperature below 30 degrees

at Washington State, 2012 (27)

Played home game in rain

vs. USC, 2012

Played road game in rain

at California, 2016

Played game in temperature of 100+ degrees

vs. Bowling Green, 2022 (100)

OPPONENT INDIVIDUAL RUSHING**Had 100+ rushing yards**

Caleb Komolafe at Northwestern, 2025 (119)

2 players had 100+ rushing yards each

J.J. Taylor (154), Gary Brightwell (121) vs. Arizona, 2018

Had 200+ rushing yards

Zack Moss vs. Utah, 2018 (211)

Had 250+ rushing yards

Bryce Love at Stanford, 2017 (263)

Had run of 50+ yards

Damon Bankston vs. New Mexico, 2025 (54)

Had run of 60+ yards

George Holani vs. Boise State, 2023 (66)

Had run of 75+ yards

Darrell Henderson at Memphis, 2017 (80)

Had 35+ rushing attempts

Michael Warren vs. Cincinnati, 2018 (35)

Had 40+ rushing attempts

Jerome Harrison vs. Washington State, 2004 (42)

Had 4+ rushing touchdowns

Tavion Thomas at Utah, 2021 (4)

OPPONENT INDIVIDUAL PASSING**Had 400+ passing yards**

Caleb Williams vs. USC, 2022 (470)

Had 30+ completions

Dillon Gabriel vs. Oregon, 2024 (31)

Had 50+ passing attempts

Jake Haener vs. Fresno State, 2021 (53)

Had 60+ passing attempts

Anthony Gordon at Washington State, 2019 (61)

Had completion of 75+ yards

Tyler Huntley to Samson Nacua at Utah, 2019 (83)

Had 4+ touchdown passes

Kurtis Rourke vs. Indiana, 2024 (4)

Had 5+ touchdown passes

Bo Nix at Oregon, 2022 (5)

Had 5+ passes intercepted

Travis Wilson at Utah, 2013 (6)

OPPONENT INDIVIDUAL RECEIVING**Had 10+ receptions**Daniel Jackson vs. Minnesota, 2024 (10)**2 players had 10+ receptions each**Tyler Lockett (13), Curry Sexton (10) vs. Kansas State, 2014**Had 100+ receiving yards**Emmett Johnson vs. Nebraska, 2025 (103)**2 players had 100+ receiving yards**Jalen Cropper (141), Josh Kelly (120) vs. Fresno State, 2021**Had 150+ receiving yards**Jeremiah Hunter at California, 2022 (153)**Had 200+ receiving yards**Simi Fehoko vs. Stanford, 2020 (230)**Had 3+ receiving touchdowns**Kayshon Boutte vs. LSU, 2021 (3)**OPPONENT INDIVIDUAL DEFENSE****Had 20+ tackles**Jordan Kunaszky at California, 2018 (22)**Had 3+ interceptions**Clayton Isbell vs. Coastal Carolina, 2023 (3)**Had 4+ sacks**Kylan Wilborn at Arizona, 2017 (4.0)**Had interception return for touchdown**Aiden Fisher at Indiana, 2025 (25 yards)**Returned fumble recovery for touchdown**Mika Tafua at Utah, 2019 (68 yards)**OPPONENT INDIVIDUAL SPECIAL TEAMS****Had kick return for touchdown**Jaydn Ott vs. California, 2023 (100 yards)**Had punt return for touchdown**Ugochukwu Amadi at Oregon, 2018 (56 yards)**Returned blocked punt for touchdown**Liam Clifford vs. Penn State, 2025 (6 yards)**Converted field goal of 50+ yards**Peyton Henry vs. Washington, 2022 (50)**Converted 5+ field goals**Ben Sauls vs. Pittsburgh, 2022 (5)**OPPONENT TEAM****Recorded safety**vs. Penn State, 2025**Scored on failed extra-point attempt**None**Scored 50+ points**56 at Indiana, 2025**Shut out UCLA at home**2010 vs. Stanford (35-0)**Shut out UCLA on road**2011 at USC (50-0)**Had 300+ rushing yards**vs. Oklahoma, 2019 (309)**Had fewer than 23 rushing yards**at USC, 2023 (3)**Had 400+ passing yards**vs. USC, 2022 (470)**Had fewer than 75 passing yards**vs. Oregon, 2017 (74)**Had 500+ total offense yards**vs. USC, 2022 (649)**Had 600+ total offense yards**vs. USC, 2022 (649)**Had fewer than 200 total offense yards**vs. Bowling Green, 2022 (162)**Had fewer than 150 total offense yards**at Arizona State, 2008 (122)**Had fewer than 100 total offense yards**vs. Arkansas, 1989 (42)**Had fewer than 50 total offense yards**vs. Arkansas, 1989 (42)**Forced more than 5 turnovers**vs. Notre Dame, 2007 (7)**Intercepted 4 passes**vs. Pittsburgh, 2022 (4)**Intercepted 5 passes**at Washington State, 2001 (5)**OPPONENT MISCELLANEOUS****Individual had 350+ all-purpose yards**Christian McCaffrey vs. Stanford, 2015 (369)**Had successful 2-point conversion**vs. Oregon, 2024**Individual had 4+ touchdowns**Tavion Thomas at Utah, 2021 (4)**Returned blocked field goal for touchdown**vs. Oregon State, 2002**Returned blocked punt for touchdown**vs. Penn State, 2025**Returned fumble recovery for touchdown**at Utah, 2019**Returned interception for touchdown**at Indiana, 2025**Recovered own offensive fumble for touchdown**at Houston, 2011**Had blocked point-after attempt**vs. Rice, 2012**Had blocked punt**vs. Penn State, 2025**Had blocked field goal**at Arizona, 2023**BRUINS ... DID YOU KNOW?****17 Bruins in National Football Foundation Hall of Fame**

In December 2024, Paul Cameron will become the 14th UCLA player, joining three Bruin coaches and 13 previous players, including 2014 inductee John Sciarra, 2012 inductee Jonathan Ogden, 2010 inductee Randy Cross and 2008 inductee Troy Aikman in the National Football Foundation (College Football) Hall of Fame.

6 Bruins in NFL Hall of Fame

Six Bruins have been voted into the NFL Hall of Fame, including Class of 2017 inductee DB Kenny Easley. Other Bruins in the Hall: OL Jonathan Ogden - 2013; QB Troy Aikman - 2006; DB Jimmy Johnson - 1994; WR/coach Tom Fears - 1970; QB/P/PK/DB Bob Waterfield - 1965.

35 First-Round Bruins

The selection of Laiatu Latu (Indianapolis) in the first round of the 2024 NFL Draft marked the 35th time a UCLA player has been taken in Round 1.

7 NCAA Championship Head Coaches on Staff

The following Bruin head coaches have won NCAA championships - Margueritte Aozasa (women's soccer), Kelly Inouye-Perez (softball), Billy Martin (men's tennis), Stella Sampras Webster (women's tennis), John Savage (baseball), John Speraw (men's volleyball) and Adam Wright (men's and women's water polo).

25 Bruins on CoSIDA Academic All-America Teams

Twenty-five Bruins have been selected to College Sports Communicators (CSC (formerly CoSIDA)) Academic All-America football teams a total of 31 times over the years. Offensive lineman Chris Joseph (2006, 2007) and receiver Cormac Carney (1981, 1982) were two-time first-team selections. Wide receiver Jake Bobo is the last Bruin to earn a first-team nod (2022). Linebacker Carson Schwesinger is the most recent Academic All-America honoree, being named to the second team in 2024.

6 Bruin QBs on Super Bowl Teams

UCLA has produced six quarterbacks - Troy Aikman, Steve Bono, Billy Kilmer, Tommy Maddox, Tom Ramsey and Jay Schroeder - to have played that position on a Super Bowl team.

21 Times Bruins Have Finished in Heisman Top 10

Gary Beban won the 1967 Heisman Trophy. When quarterback Drew Olson finished eighth in the 2005 balloting it marked the 21st time that a Bruin player has finished in the top 10 of the Heisman voting.

38 of Past 44 Super Bowls Have Featured a Bruin

UCLA has had at least one player on the teams which participated in the Super Bowl game in 38 of the past 44 contests. Kansas City Chiefs fullback Carson Steele (2023) was the latest Bruin to suit up in Super Bowl LIX.

3-Time Consensus All-Americans

The only three-time consensus All-Americans in Pac-12 Conference history are Bruins (LB Jerry Robinson, 1976-78 and S Kenny Easley, 1978-80).

Finalists for National Awards Since 2000

Since 2000, 17 UCLA football players have been either a finalist or winner for a National College Football player award a total of 26 times.
2024: LB Carson Schwesinger - Butkus Award finalist
2023: DL Laiatu Latu - Lombardi Award winner; Ted Hendricks Award winner; Bednarik Award finalist; Lott IMPACT Trophy finalist
2015: K Ka'imi Fairbairn - Lou Groza Award winner;
2014: LB Eric Kendricks - Lott IMPACT Trophy winner, Butkus Award winner; QB Brett Hundley - Manning Award finalist
2013: LB Anthony Barr - Lott IMPACT Trophy winner, Lombardi Award finalist, Bednarik Award finalist; LB Myles Jack - Hornung Award finalist
2012: RB Johnathan Franklin - Doak Walker Award finalist
2009: K Kai Forbath - Lou Groza Award winner
2006: DL Justin Hickman - Hendricks Award finalist
2005: TE Marcedes Lewis - Mackey Award winner
2004: TE Marcedes Lewis - Mackey Award finalist; P Chris Kluwe - Ray Guy Award finalist
2003: DL Dave Ball - Nagurski Trophy finalist, Lombardi Award finalist, Hendricks Award finalist, Chevrolet National Defensive Player of the Year Award
2002: TE Mike Seidman - Mackey Award finalist
2001: LB Robert Thomas - Butkus Award finalist
2000: WR Freddie Mitchell - Biletnikoff Award finalist

1st to 100 NCAA Championships

On May 13, 2007 UCLA became the first school in history to win 100 NCAA team championships. The Bruins ended the 2024-25 academic year with 124 NCAA titles - the third-most among all college programs - after winning 2024 men's water polo national championship.

2025 UCLA ALPHABETICAL ROSTER

No.	Name	Pos.	Ht.	Wt.	Yr.	Exp.	Hometown	Previous School / High School
50	Salem Abdul-Wahab	LS	6-1	250	R-Jr.	1V	Fontana, Calif.	Northern Colorado / Summit HS
69	Oluwafunto Akinshilo	OL	6-5	325	R-Sr.	SQ	Lagos, Nigeria	Iowa State / Leuzinger HS [CA]
74	Julian Armella	OL	6-6	320	R-Jr.	TR	Miami, Fla.	Florida State / St. Thomas Aquinas HS
63	K.D. Arnold	OL	6-7	300	Jr.	TR	Atmore, Ala.	Jacksonville State / Escambia County HS
44	Devin Aupiu	DL	6-5	270	R-Sr.	3V	Oxnard, Calif.	Notre Dame / Pacifica HS
44	Peter Bario	TE	6-3	245	R-So.	SQ	Sherman Oaks, Calif.	Campbell Hall
43	Brett Barry	DB	6-0	180	R-Fr.	SQ	San Diego, Calif.	Torrey Pines HS
12	Jamir Benjamin	DB	5-10	185	R-Fr.	SQ	Lansing, Mich.	West Bloomfield HS
52	Kechaun Bennett	DL	6-4	250	R-Sr.	TR	Suffield, Conn.	Michigan / Suffield Academy
0	Jalen Berger	RB	6-1	215	R-Sr.	1V	Newark, N.J.	Michigan State / Don Bosco Preparatory HS
94	Mateen Bhaghani	K	6-1	175	Jr.	1V	San Diego, Calif.	California / Del Norte HS
54	Garrison Blank	OL	6-7	330	Fr.	HS	Rocklin, Calif.	Rocklin HS
55	Eugene Brooks	OL	6-4	340	R-Fr.	TR	Las Vegas, Nev.	Oklahoma / Sierra Canyon School [CA]
89	Jace Brown	WR	6-3	200	Fr.	HS	Long Beach, Calif.	Long Beach Polytechnic HS
88	Grant Buckley	DL	6-5	255	R-So.	SQ	Bakersfield, Calif.	Liberty HS
97	Jacob Busic	DL	6-4	265	R-Sr.	1V	Westminster, Md.	Navy / Westminster HS
27	Isaiah Carlson	RB	6-2	225	R-So.	SQ	Ferndale, Wash.	Ferndale HS
32	Isaiah Chisom	LB	6-1	235	R-So.	TR	Santa Clarita, Calif.	Oregon State / Chaminade College Preparatory
1	Kanye Clark	DB	6-0	190	R-Fr.	SQ	Sacramento, Calif.	Capital Christian School
15	Pierce Clarkson	QB	6-1	195	R-So.	TR	Bellflower, Calif.	Ole Miss / St. John Bosco HS
75	Conor Clyde	OL	6-6	292	R-Sr.	TR	Chicago, Ill.	Loyola Academy / Dayton
24	Cole Cogshell	DL	6-2	245	Fr.	HS	Pasadena, Calif.	John Muir HS
31	Chase Coleman	DB	6-3	170	Fr.	HS	Frisco, Texas	Memorial HS
33	Karson Cox	RB	5-11	215	Fr.	HS	Victorville, Calif.	Oak Hills HS
11	Nico Davillier	DL	6-4	255	Sr.	TR	Maumelle, Ark.	Arkansas / Maumelle HS
72	Garrett DiGiorgio	OL	6-7	320	R-Sr.	4V	Oak Hills, Calif.	Serrano HS
37	Joshua Dixon	DB	6-0	195	R-So.	SQ	Van Nuys, Calif.	Harvard-Westlake School
12	Luke Duncan	QB	6-6	210	R-So.	SQ	Orinda, Calif.	Miramonte HS
41	Morrow Evans	LS	6-1	220	R-Fr.	TR	Houston, Texas	Ohio State / Episcopal HS
1	Rico Flores Jr.	WR	6-2	205	R-So.	SQ	North Highlands, Calif.	Notre Dame / Folsom HS
77	Courtland Ford	OL	6-6	315	R-Sr.	TR	Peoria, Ill.	Kentucky / Cedar Hill HS [TX]
82	Noah Fox-Flores	TE	6-4	245	Fr.	HS	Tacoma, Wash.	Graham-Kapowsin HS
22	Anthony Frias II	RB	5-10	225	R-Sr.	1V	Turlock, Calif.	Kansas State / Turlock HS
55	A.J. Fuimaono	DL	6-4	311	R-So.	1V	Las Vegas, Nev.	Liberty HS
3	Kwazi Gilmer	WR	6-2	190	So.	1V	Los Angeles, Calif.	Sierra Canyon School
19	Karson Gordon	WR	6-1	180	R-Fr.	SQ	Missouri City, Texas	Episcopal HS
17	Colton Gumino	QB	6-0	190	Fr.	HS	Arlington Heights, Ill.	John Hershey HS
81	Hudson Habermehl	TE	6-7	245	R-Sr.	2V	Roseville, Calif.	Woodcreek HS
95	Jalen Hargrove	DL	6-3	310	R-Sr.	TR	Paterson, N.J.	Rice / Choate Rosemary Hall [CT]
18	Henry Hasselbeck	QB	6-3	180	R-Fr.	SQ	Weston, Mass.	Xaverian Brothers HS
17	Lucien Holland	DL	6-4	210	Fr.	HS	Los Angeles, Calif.	Inglewood HS
27	Jadyn Hudson	DB	6-2	195	Fr.	HS	Pittsburg, Calif.	Pittsburg HS
10	Madden lamaleava	QB	6-3	195	Fr.	TR	Long Beach, Calif.	Arkansas / Long Beach Polytechnic HS
9	Nico lamaleava	QB	6-6	215	R-So.	TR	Long Beach, Calif.	Tennessee / Warren HS
25	Kuron Jabari Jr.	DB	6-0	190	Fr.	HS	Temecula, Calif.	Chaparral HS
28	Scooter Jackson	DB	6-1	185	Jr.	TR	Compton, Calif.	Utah Tech / Warren HS
35	Robert James III	DL	6-2	290	Fr.	HS	Inglewood, Calif.	Junipero Serra HS
58	Jaylan Jeffers	OL	6-6	315	R-Sr.	1V	Phoenix, Ariz.	Oregon / Saguaro HS
19	Jamier Johnson	DB	6-0	190	R-Sr.	TR	Pasadena, Calif.	Indiana / John Muir HS
50	Nehemiah Johnson	OL	6-5	340	Fr.	HS	Yorba Linda, Calif.	Orange Lutheran HS
30	Zeke Johnson	DB	6-2	185	Fr.	HS	Redondo Beach, Calif.	Redondo Union HS
15	Anthony Jones	DL	6-5	265	R-Jr.	TR	Las Vegas, Nev.	Michigan State / Liberty HS
2	Andre Jordan Jr.	DB	6-1	175	Jr.	TR	Federal Way, Wash.	Oregon State / Federal Way HS
49	Will Karoll	P	6-4	210	Jr.	TR	Mosman, Australia	Tulane / The King's School
4	Key Lawrence	DB	6-1	200	R-Sr.	TR	Nashville, Tenn.	Ole Miss / The Ensworth School
33	Ty Lee	LB	6-3	205	R-So.	1V	Garden Grove, Calif.	St. John Bosco HS
32	Troy Leigber	RB	6-1	210	R-Fr.	SQ	Laguna Hills, Calif.	Laguna Hills HS
67	Yutaka Mahe	OL	6-6	325	R-Sr.	1V	Hawthorne, Calif.	Da Vinci Schools
40	Mone Malafu	LB	6-2	240	R-So.	SQ	Kapa'a, Hawaii	Kapa'a HS
73	Tautai Li'o Marks	OL	6-1	280	R-Sr.	TR	Santa Ana, Calif.	Mater Dei HS / Hawai'i
18	Jadyn Marshall	WR	6-1	200	R-Jr.	1V	Stockton, Calif.	Saint Mary's HS
21	Cole Martin	DB	5-9	190	R-So.	TR	Pasadena, Calif.	Arizona State / Basha HS [AZ]
7	Mikey Matthews	WR	5-9	180	Jr.	TR	Irvine, Calif.	California / Mission Viejo HS
37	Jackson Meehan	WR	5-8	171	Sr.	TR	Westlake Village, Calif.	Santa Barbara CC / Agoura HS
23	Kyle Miller	WR	6-0	185	Sr.	TR	Compton, Calif.	Tennessee / Warren HS
97	Lennox Miller	P	6-4	210	Fr.	HS	Sydney, Australia	Oaks Christian School [CA]
2	Titus Mokiao-Atimalala	WR	6-1	190	R-Sr.	2V	Ewa Beach, Hawaii	UCF / James Campbell HS

NUMERICAL ROSTER

0	Jalen Berger
0	Donavyn Pellot
1	Kanye Clark
1	Rico Flores Jr.
2	Andre Jordan Jr.
2	Titus Mokiao-Atimalala
3	Kwazi Gilmer
3	Robert Stafford III
4	Key Lawrence
4	Ezavier Staples
6	JonJon Vaughns
6	Anthony Woods
7	Mikey Matthews
7	Aaron Williams
9	Nico lamaleava
9	Jalen Woods
10	Madden lamaleava
10	Ben Perry
11	Nico Davillier
11	Jaedon Wilson
12	Jamir Benjamin
12	Luke Duncan
14	Carter Shaw
14	LaRue Zamorano III
15	Pierce Clarkson
15	Anthony Jones
17	Colton Gumino
17	Lucien Holland
18	Henry Hasselbeck
18	Jadyn Marshall
18	Rodrick Pleasant
19	Karson Gordon
19	Jamier Johnson
20	Shane Rosenthal
20	Scott Taylor
21	Cole Martin
21	Jaivian Thomas
22	Anthony Frias II
22	Croix Stewart
23	Kyle Miller
23	Bryon Threats
24	Cole Cogshell
24	Jonah Smith
25	Kuron Jabari Jr.
27	Isaiah Carlson
27	Jadyn Hudson
28	Scooter Jackson
28	Jack Pedersen
29	Marquise Villahermosa
30	Zeke Johnson
30	Halakilangi Muagututu'a
31	Chase Coleman
32	Isaiah Chisom
32	Troy Leigber
33	Karson Cox
33	Ty Lee
35	Robert James III
35	Cash Peterman
36	Wyatt Mosier
37	Joshua Dixon
37	Jackson Meehan
40	Mone Malafu
41	Morrow Evans
41	Jewelous "JuJu" Walls
43	Brett Barry
44	Devin Aupiu
44	Peter Bario

2025 UCLA ALPHABETICAL ROSTER

No.	Name	Pos.	Ht.	Wt.	Yr.	Exp.	Hometown	Previous School / High School
36	Wyatt Mosier	LB	6-2	215	R-So.	1V	Yorba Linda, Calif.	Yorba Linda HS
30	Halakilangi Muagututi'a	LS	6-0	185	Fr.	HS	Laie, Hawaii	Kahuku High & Intermediate HS
81	Tyler Partlow	DL	6-4	280	Fr.	HS	Teaneck, N.J.	St. Thomas More School
28	Jack Pedersen	TE	6-5	240	R-Jr.	1V	Murrieta, Calif.	Vista Murrieta HS
0	Donavyn Pellot	LB	6-2	215	R-Fr.	SQ	Las Vegas, Nev.	Silverado HS
10	Ben Perry	LB	6-3	210	R-Sr.	TR	Chicago, Ill.	Louisville / Hillcrest HS
35	Cash Peterman	K	6-0	210	R-Sr.	TR	Chandler, Ariz.	Arizona / Chandler HS
60	Richie Pinomi	OL	6-2	295	R-Sr.	TR	Hawthorne, Calif.	Georgetown / The Peddie School [NJ]
18	Rodrick Pleasant	DB	5-10	175	R-So.	TR	Gardena, Calif.	Oregon / Junipero Serra HS
68	Noah Pulealii	OL	6-4	320	R-Sr.	SQ	Marina, Calif.	Palma School
53	Jacob Reis	LB	6-0	210	R-Fr.	SQ	Palos Verdes, Calif.	Palos Verdes HS
88	Jake Renda	TE	6-5	245	R-Jr.	TR	Princeton, N.J.	Pittsburgh / IMG Academy [FL]
20	Shane Rosenthal	WR	6-0	195	Fr.	HS	Newbury Park, Calif.	Newbury Park HS
86	Jalen Saint Paul	WR	6-0	185	R-Fr.	TR	Carlsbad, Calif.	Oregon / Carlsbad HS
54	Ashton Sanders	DL	6-2	290	R-So.	TR	Pasadena, Calif.	Oklahoma / Cathedral HS
14	Carter Shaw	WR	6-3	195	R-So.	SQ	Atherton, Calif.	Sacred Heart Preparatory
87	Dylan Sims	TE	6-5	225	Fr.	HS	Queen Creek, Ariz.	Queen Creek HS
24	Jonah Smith	WR	6-0	175	Fr.	HS	Rancho Santa Margarita, Calif.	Santa Margarita Catholic HS
58	Gary Smith III	DL	6-2	340	R-Sr.	2V	Shelbyville, Tenn.	Duke / Shelbyville Central HS
66	Jensen Somerville	OL	6-8	320	R-Fr.	SQ	Lehi, Utah	Lehi HS
3	Robert Stafford III	DB	5-11	185	R-So.	TR	Melbourne, Fla.	Miami (FL) / Eau Gallie HS
4	Ezavier Staples	WR	6-4	205	R-Sr.	SQ	Long Beach, Calif.	Millikan HS
22	Croix Stewart	DB	6-2	205	R-Jr.	2V	Vallejo, Calif.	Benicia HS
91	Michael Sullivan	DL	6-5	250	R-Sr.	SQ	Sacramento, Calif.	American River College / Sheldon HS
62	Michael Sultemeier	OL	6-7	290	R-Fr.	SQ	Manhattan Beach, Calif.	Mira Costa HS
92	Siale Taupaki	DL	6-4	335	R-Jr.	2V	East Oakland, Calif.	Oakland HS
20	Scott Taylor	LB	6-4	235	Fr.	HS	Westchester, Calif.	Loyola HS
21	Jaivian Thomas	RB	5-11	195	Jr.	TR	Oakland, Calif.	California / McClymonds HS
23	Bryon Threats	DB	5-10	185	R-Sr.	TR	Columbus, Ohio	UCF / Coffman HS
71	Reuben Unije	OL	6-6	315	R-Sr.	1V	Atlanta, Ga.	Louisville / IMG Academy [FL]
6	JonJon Vaughns	LB	6-1	225	R-Sr.	4V	Pasadena, Calif.	St. John Bosco HS
29	Marquise Villahermosa	DB	5-10	175	R-So.	SQ	Los Angeles, Calif.	Warren HS
70	Caleb Walker	OL	6-5	310	R-Sr.	SQ	Visalia, Calif.	College of the Sequoias / El Diamante HS
41	Jewelous "JuJu" Walls	LB	6-2	215	Fr.	HS	Pittsburg, Calif.	Pittsburg HS
83	Russell Weir	WR	6-1	200	R-Fr.	SQ	Corona del Mar, Calif.	Corona del Mar HS
7	Aaron Williams	DB	6-2	190	R-So.	TR	Moreno Valley, Calif.	Louisville / St. John Bosco HS
99	Keanu Williams	DL	6-5	320	R-Sr.	1V	Clovis, Calif.	Oregon / Clovis HS
11	Jaedon Wilson	WR	6-3	185	R-Sr.	TR	DeSoto, Texas	Arkansas / DeSoto HS
6	Anthony Woods	RB	5-11	185	R-Jr.	TR	Palmdale, Calif.	Utah / Palmdale HS
9	Jalen Woods	LB	6-1	225	R-Jr.	2V	Compton, Calif.	St. John Bosco HS
64	Sam Yoon	OL	6-5	315	R-Jr.	1V	Pasadena, Calif.	Loyola HS
14	LaRue Zamorano III	DB	6-2	190	Fr.	HS	Los Angeles, Calif.	Centennial HS

NUMERICAL ROSTER

49	Will Karoll
50	Salem Abdul-Wahab
50	Nehemiah Johnson
52	Kechaun Bennett
53	Jacob Reis
54	Garrison Blank
54	Ashton Sanders
55	Eugene Brooks
55	A.J. Fuimaono
58	Jaylan Jeffers
58	Gary Smith III
60	Richie Pinomi
62	Michael Sultemeier
63	K.D. Arnold
64	Sam Yoon
66	Jensen Somerville
67	Yutaka Mahe
68	Noah Pulealii
69	Oluwafunto Akinshilo
70	Caleb Walker
71	Reuben Unije
72	Garrett DiGiorgio
73	Tautai Li'o Marks
74	Julian Armella
75	Conor Clyde
77	Courtland Ford
81	Hudson Habermehl
81	Tyler Partlow
82	Noah Fox-Flores
83	Russell Weir
86	Jalen Saint Paul
87	Dylan Sims
88	Grant Buckley
88	Jake Renda
89	Jace Brown
91	Michael Sullivan
92	Siale Taupaki
94	Mateen Bhaghani
95	Jalen Hargrove
97	Jacob Basic
97	Lennox Miller
99	Keanu Williams

PRONUNCIATION GUIDE

Note: Online pronunciation guide provided by TheNameEngine.com also can be found at www.uclabruins.com on the football roster page. To hear a pronunciation of these names, click on the ear icon beside the name and a correct pronunciation will be provided.

Players

Salem Abdul-Wahab.....SAY-lem AB-dool wuh-HOB
 Oluwafunto Akinshilo..... AH-loo-wah-fawn-toe ah-kin-SHEE-lo
 Devin Aupui.....ah-PEW
 Peter Bario.....BAR-ee-oh
 Kechaun Bennett.....KAY-shawn
 Mateen Bhaghani.....muh-TEEN buh-GAW-nee
 Jacob Basic.....BYOO-sick
 Isaiah Chisom.....CHIZZ-um
 Nico Davillier.....DAV-ull-yay
 Garrett DiGiorgio.....DEE-george-ee-oh
 A.J. Fuimaono.....foo-EE-ma-oh-no
 Kwazi Gilmer.....QUAH-zee
 Colton Gumino.....GUH-me-no

Hudson Habermehl.....HAB-er-mill
 Lucien Holland.....LOO-see-ahn
 Madden/Nico Iamaleava.....ee-AH-mah-lay-ah-vah
 Kuron Jabari Jr.....cuh-RON
 Troy Leigber.....LEE-burr
 Yutaka Mahe.....YOO-tah-kuh MA-hay
 Mone Malafu.....MO-nay mah-LAW-foo
 Titus Mokiao-Atimalala.....mo-kee-OW-ah-TEE-ma-la-la
 Wyatt Mosier.....MO-zhurr
 Halakilangi Muagaututia.....MO-zhurr
haw-law-KEE-long-ee MOO-ah-loo-too-tee-ah
 Tyler Partlow.....PART-lo
 Donavyn Pellot.....DAH-nuh-vin peh-LOT
 Noah Pulealii.....poo-lay-AH-lee-ee

Jacob Reis.....like "Reese"
 Jensen Somerville.....like "summer"-vill
 Ezavier Staples.....E-zay-vee-er
 Croix Stewart.....CROY
 Michael Sultemeier.....SULL-tuh-my-er
 Siale Taupaki.....see-AH-lee tao-PAW-key
 Jaivian Thomas.....JAY-vee-en
 Reuben Unije.....you-NEE-jay
 Marquise Villahermosa.....mar-KEESE vee-uh-HER-mo-suh
 Russell Weir.....WEER
 Jaedon Wilson.....JAY-din



2025-26 UCLA Football
Game Results
All games

Team Results

	Date	Opponent		Score	Overall	Conf	Time	Attend
	08/30/2025	Utah	L	10-43	0-1	0-0	3:01	35032
	09/06/2025	at UNLV	L	23-30	0-2	0-0	3:52	36117
	09/12/2025	New Mexico	L	10-35	0-3	0-0	3:12	31163
*	09/27/2025	at Northwestern	L	14-17	0-4	0-1	3:03	12023
*	10/04/2025	Penn St.	W	42-37	1-4	1-1	3:21	39256
*	10/11/2025	at Michigan St.	W	38-13	2-4	2-1	3:20	72109
*	10/18/2025	Maryland	W	20-17	3-4	3-1	3:48	35561
*	10/25/2025	at Indiana	L	6-56	3-5	3-2	3:20	54867
*	11/08/2025	Nebraska	L	21-28	3-6	3-3	3:11	44481



**2025-26 UCLA Football
Team Game-by-Game
All games**

Date	Opponent	Rushing				Receiving				Passing				Kick Returns				Punt Returns				tot off		
		no.	yds	td	lg	no.	yds	td	lg	cmp	att	int	yds	td	lg	no.	yds	td	lg	no.	yds		td	lg
08/30/2025	Utah	28	84	0	21	11	136	1	19	11	22	1	136	1	19	2	37	0	19	0	0	0	0	220
09/06/2025	at UNLV	30	173	1	32	29	255	1	21	29	42	1	255	1	21	5	106	0	27	1	0	0	0	428
09/12/2025	New Mexico	22	109	0	33	22	217	1	32	22	34	1	217	1	32	2	27	0	19	1	2	0	2	326
09/27/2025	at Northwestern	29	131	0	32	19	180	1	29	19	28	0	180	1	29	3	46	0	17	0	0	0	0	311
10/04/2025	Penn St.	53	269	3	52	17	166	2	43	17	24	0	166	2	43	1	13	0	13	1	7	0	7	435
10/11/2025	at Michigan St.	43	238	2	24	16	180	3	37	16	24	0	180	3	37	0	0	0	0	3	28	0	17	418
10/18/2025	Maryland	35	193	1	55	21	221	1	34	21	35	2	221	1	34	4	85	0	32	1	0	0	0	414
10/25/2025	at Indiana	25	88	0	19	13	113	0	18	13	28	2	113	0	18	5	77	0	18	1	6	0	6	201
11/08/2025	Nebraska	37	157	1	21	17	191	2	45	17	27	0	191	2	45	3	64	0	31	0	0	0	0	348
UCLA		302	1442	8	55	165	1659	12	45	165	264	7	1659	12	45	25	455	0	32	8	43	0	17	3101
Opponents		342	1720	17	54	150	1670	18	62	150	235	3	1670	18	62	11	163	0	30	11	76	1	20	3390

UCLA Averages

Games	Avg/ rush	Avg/ catch	Pass effic	KR avg	PR avg	All purpose avg/game	Total offense avg/game
9	4.8	10.1	125.0	18.2	5.4	403.9	344.6

Date	Opponent	Tackles			Sacks no-yds	Fumble		Pass Defense			blkd kick	PAT attempts			off			
		ua	a	total		tfl-yds	ff	fr-yds	int-yds	qbh		brup	kick	rush	rcv	saf	t/o	pts
08/30/2025	Utah	46	46	92	2.0-2	0-0	1	0-0	0-0	2	1	0	1-1	0	0	0	0	10
09/06/2025	at UNLV	18	44	62	3.0-24	2-21	0	0-0	0-0	0	1	0	2-2	0	0	0	0	23
09/12/2025	New Mexico	35	38	73	0.0-0	0-0	1	2-0	0-0	1	2	0	1-1	0	0	0	3	10
09/27/2025	at Northwestern	31	38	69	7.0-17	2-7	0	0-0	0-0	1	3	1	0-0	0	1	0	0	14
10/04/2025	Penn St.	37	18	55	6.0-31	1-11	3	1-0	0-0	0	1	0	4-4	0	1	0	0	42
10/11/2025	at Michigan St.	25	28	53	4.0-14	1-10	1	1-0	0-0	2	4	0	5-5	0	0	0	0	38
10/18/2025	Maryland	42	14	56	3.0-7	0-0	1	1-0	1-2	2	13	0	2-2	0	0	0	3	20
10/25/2025	at Indiana	35	46	81	1.0-1	0-0	0	0-0	2-34	1	6	0	0-0	0	0	0	0	6
11/08/2025	Nebraska	31	28	59	2.0-4	0-0	0	0-0	0-0	0	0	0	3-3	0	0	0	0	21
UCLA		300	300	600	28.0-100	6-49	7	5-0	3-36	9	31	1	18-18	0	2	0	6	184
Opponents		322	278	600	45.0-172	22-126	6	3-0	7-64	13	30	1	34-36	0	0	1	41	276

Date	Opponent	Punting							Field Goals			Kickoffs						
		no.	yds	avg	long	blkd	tb	fc	50+	i20	md-att	long	blkd	no.	yds	avg	tb	ob
08/30/2025	Utah	4	170	42.5	48	0	0	4	0	1	1-1	46	0	3	190	63.3	1	0
09/06/2025	at UNLV	2	78	39.0	42	0	0	1	0	2	3-3	35	0	6	363	60.5	3	0
09/12/2025	New Mexico	5	189	37.8	46	0	0	3	0	0	1-1	51	0	3	195	65.0	3	0
09/27/2025	at Northwestern	3	141	47.0	52	0	0	0	1	1	2-2	28	0	3	202	67.3	2	0
10/04/2025	Penn St.	1	0	0.0	0	1	0	0	0	0	2-3	54	0	7	463	66.1	6	0
10/11/2025	at Michigan St.	2	70	35.0	36	0	0	1	0	1	1-2	47	0	7	452	64.6	3	0
10/18/2025	Maryland	7	337	48.1	61	0	2	0	3	2	2-3	42	0	5	317	63.4	3	0
10/25/2025	at Indiana	4	195	48.8	63	0	0	1	1	1	2-2	44	0	3	192	64.0	1	0
11/08/2025	Nebraska	2	91	45.5	48	0	0	1	0	0	0-1	0	0	4	250	62.5	3	0
UCLA		30	1271	42.4	63	1	2	11	5	8	14-18	54	0	41	2624	64.0	25	0
Opponents		24	1059	44.1	61	0	3	9	6	11	4-5	54	1	51	3118	61.1	21	1



2025-26 UCLA Football
Overall Team Statistics
All games

Team Statistics

	UCLA	OPP
Scoring	184	276
Points per game	20.4	30.7
Points Off Turnovers	6	41
First Downs	170	192
Rushing	75	103
Passing	79	71
Penalty	16	18
Rushing Yardage	1442	1720
Yards gained rushing	1614	1822
Yards lost rushing	172	102
Rushing attempts	302	342
Average per rush	4.8	5.0
Average per game	160.2	191.1
TDs Rushing	8	17
Passing Yardage	1659	1670
Comp-Att-Int	165-264-7	150-235-3
Average per pass	6.3	7.1
Average per catch	10.1	11.1
Average per game	184.3	185.6
TDs Passing	12	18
Total offense	3101	3390
Total plays	566	577
Average per play	5.5	5.9
Average per game	344.6	376.7
Kick returns: #-Yards	25-455	11-163
Punt returns: #-Yards	8-43	11-76
Int returns: #-Yards	3-36	7-64
Kick return average	18.2	14.8
Punt return average	5.4	6.9
Int return average	12.0	9.1
Fumbles-Lost	7-3	12-5
Penalties-Yards	71-617	41-381
Average per game	68.6	42.3
Punts-Yards	30-1271	24-1059
Average per punt	42.4	44.1
Net punt average	39.0	39.8
Kickoffs-Yards	41-2624	51-3118
Average per kick	64.0	61.1
Net kick average	41.8	40.3
Time of possession / game	29:34	30:26
3rd-down conversion	47/120	64/115
3rd-down pct	39%	56%
4th-down conversion	15/24	10/19



**2025-26 UCLA Football
Overall Team Statistics
All games**

	UCLA	OPP
4th-down pct	63%	53%
Sacks by-Yards	6-49	22-126
Misc Yards	0	0
Touchdowns scored	20	38
Field goals - attempts	14-18	4-5
On-Side kicks	1-1	0-0
Red-zone scores	(25-26) 96%	(30-36) 83%
Red-zone touchdowns	(16-26) 62%	(28-36) 78%
PAT-attempts	(18-18) 100%	(34-36) 94%
2-point conversion-attempts	(2-2) 100%	(0-3) 0%
Attendance	185493	175116
Games / Avg per game	5/37099	4/43779
Neutral site games	-	0/0

Score by Periods

Team	1st	2nd	3rd	4th	OT	TOT
UCLA	20	68	50	46	0	184
Opponents	68	82	49	77	0	276



**2025-26 UCLA Football
Overall Defense Statistics
All games**

Team Defense

#	Player	gp	Tackles				Sacks	Pass defense			Fumbles		blkd	
			ua	a	tot	tfl/yds		no-yds	int-yds	brup	qbh	fr-yds	ff	kick
6	JonJon Vaughns	9	38	50	88	3-4	.	.	1	.	1-0	.	.	.
32	Isaiah Chisom	9	34	36	70	1.5-2	.	.	1	1	.	2	.	.
4	Key Lawrence	9	32	22	54	3-13	.	1-27	2	1	.	2	.	.
21	Cole Martin	9	21	29	50	3.5-7	.	.	3
9	Jalen Woods	9	20	18	38	1.5-2	0.5-1	.	4
18	Rodrick Pleasant	9	19	13	32	1.5-5	.	.	7	.	1-0	.	1	.
58	Gary Smith III	9	12	20	32	1.5-3	0.5-2
99	Keanu Williams	9	13	16	29	.	.	.	1
28	Scooter Jackson	9	17	11	28	1-3	.	2-9	3	.	.	1	.	.
52	Kechaun Bennett	8	10	12	22	3-21	1-13	.	.	1
15	Anthony Jones	8	10	8	18	2.5-13	1.5-10	.	1	2
44	Devin Aupiu	8	10	4	14	1-10	1-10	.	.	1	1-0	1	.	.
55	A.J. Fuimaono	9	3	10	13	1-3	0.5-2	.	.	1
97	Jacob Busic	9	9	4	13	3-13	1-11
92	Siale Taupaki	9	6	6	12	1-1	1-0	.	.	.
0	Donavyn Pellot	9	8	4	12
2	Andre Jordan Jr.	9	6	6	12	.	.	.	6
3	Robert Stafford III	7	5	6	11	.	.	.	1
20	Scott Taylor	9	5	5	10	1	.	.
1	Kanye Clark	6	6	2	8	.	.	.	1	1
12	Jamir Benjamin	9	5	3	8
33	Ty Lee	7	2	2	4
36	Wyatt Mosier	9	3	1	4
23	Bryon Threats	5	1	3	4
41	Jewelous Walls	9	1	2	3	1
7	Aaron Williams	8	.	3	3
22	Croix Stewart	2	1	1	2
4	Ezavier Staples	9	1	1	2
14	Carter Shaw	4	.	1	1
3	Kwazi Gilmer	9	1	.	1
95	Jalen Hargrove	5	.	1	1
81	Hudson Habermehl	9	1	.	1
23	Kyle Miller	5	1-0	.	.	.
	Totals	9	300	300	600	28-100	6-49	3-36	31	9	5-0	7	1	0
	Opponents	9	322	278	600	45-172	22-126	7-64	30	13	3-0	6	1	1



2025-26 UCLA Football
Individual Statistics
All games

Rushing

Player	gp	att	gain	loss	net	avg	td	lg	avg/g
Nico Iamaleava	9	96	610	136	474	4.9	4	52	52.7
Jaivian Thomas	9	72	291	14	277	3.8	1	32	30.8
Jalen Berger	9	64	276	8	268	4.2	2	24	29.8
Anthony Woods	8	48	234	2	232	4.8	0	33	29.0
Anthony Frias II	9	17	166	1	165	9.7	1	55	18.3
Cole Martin	9	2	32	0	32	16.0	0	20	3.6
Troy Leigber	9	1	3	0	3	3.0	0	3	0.3
Jacob Basic	9	1	2	0	2	2.0	0	2	0.2
Team	9	1	0	11	-11	-11.0	0	0	-1.2
Total	9	302	1614	172	1442	4.8	8	55	160.2
Opponents	9	342	1822	102	1720	5.0	17	54	191.1

Passing

Player	gp	effic	comp-att-int	pct	yds	td	lg	avg/g
Nico Iamaleava	9	127.4	165-259-7	63.7	1659	12	45	184.3
Mikey Matthews	9	0.0	0-1-0	0.0	0	0	0	0.0
Team	9	0.0	0-4-0	0.0	0	0	0	0.0
Total	9	125.0	165-264-7	62.5	1659	12	45	184.3
Opponents	9	146.2	150-235-3	63.8	1670	18	62	185.6

Receiving

Player	gp	no.	yds	avg	td	lg	avg/g
Kwazi Gilmer	9	33	395	12.0	2	43	43.9
Rico Flores Jr.	6	23	212	9.2	0	22	35.3
Titus Mokiao-Atimalala	9	19	247	13.0	3	34	27.4
Mikey Matthews	9	19	254	13.4	1	37	28.2
Anthony Woods	8	17	166	9.8	2	45	20.8
Hudson Habermehl	9	16	116	7.3	0	26	12.9
Jack Pedersen	9	9	60	6.7	0	15	6.7
Jalen Berger	9	8	64	8.0	2	15	7.1
Jaivian Thomas	9	8	64	8.0	0	12	7.1
Anthony Frias II	9	6	30	5.0	1	9	3.3
Ezavier Staples	9	2	18	9.0	0	12	2.0
Jaedon Wilson	4	2	20	10.0	0	11	5.0
Kyle Miller	5	2	9	4.5	0	5	1.8
Noah Fox-Flores	7	1	4	4.0	1	4	0.6
Total	9	165	1659	10.1	12	45	184.3
Opponents	9	150	1670	11.1	18	62	185.6

Punt Returns

Player	no.	yds	avg	td	lg
Mikey Matthews	8	43	5.4	0	17
Total	8	43	5.4	0	17
Opponents	11	76	6.9	1	20

Interceptions

Player	no.	yds	avg	td	lg
Scooter Jackson	2	9	4.5	0	7
Key Lawrence	1	27	27.0	0	27
Total	3	36	12.0	0	27
Opponents	7	64	9.1	2	25

Kick Returns

Player	no.	yds	avg	td	lg
Anthony Frias II	10	179	17.9	0	27
Titus Mokiao-Atimalala	5	88	17.6	0	32
Kyle Miller	3	48	16.0	0	18
Anthony Woods	2	36	18.0	0	19
Jadyn Marshall	2	37	18.5	0	19
Cole Martin	2	46	23.0	0	31
Mikey Matthews	1	21	21.0	0	21
Total	25	455	18.2	0	32
Opponents	11	163	14.8	0	30

Fumbles Recovered

Player	no.	yds	avg	td	lg
Siale Taupaki	1	0	0.0	0	0
JonJon Vaughns	1	0	0.0	0	0
Devin Aupiu	1	0	0.0	0	0
Rodrick Pleasant	1	0	0.0	0	0
Kyle Miller	1	0	0.0	0	0
Total	5	0	0.0	0	0
Opponents	3	0	0.0	0	0



**2025-26 UCLA Football
Individual Statistics
All games**

Scoring

Player	td	fg	PAT				dpx	saf	pts
			kick	rush	rcv	pass			
Mateen Bhaghani	-	14-18	18-18	-	-	-	-	-	60
Jalen Berger	4	-	-	-	-	-	-	-	24
Nico lamaleava	4	-	-	-	-	2	-	-	24
Titus Mokiao-Atimalala	3	-	-	-	-	-	-	-	18
Anthony Woods	2	-	-	-	1	-	-	-	14
Kwazi Gilmer	2	-	-	-	1	-	-	-	14
Anthony Frias II	2	-	-	-	-	-	-	-	12
Jaivian Thomas	1	-	-	-	-	-	-	-	6
Mikey Matthews	1	-	-	-	-	-	-	-	6
Noah Fox-Flores	1	-	-	-	-	-	-	-	6
Total	20	14-18	18-18	0	2	2	0	0	184
Opponents	38	4-5	34-36	0	0	0	0	1	276

Field Goals

Player	fg	pct.	01-19	20-29	30-39	40-49	50-99	lg	blk
Mateen Bhaghani	14-18	77.8	0-0	4-4	4-5	4-5	2-4	54	0
Opponents	4-5	80.0	0-0	1-2	1-1	0-0	2-2	54	1

FG Sequence

Team Name	UCLA	Opponents
Utah	(46)	(54)
UNLV	(33),(35),(33)	(50)
New Mexico	(51)	
Northwestern	(28),(25)	(33),20
Penn St.	(24),(54),56	
Michigan St.	(47),34	
Maryland	56,(42),(23)	(24)
Indiana	(44),(30)	
Nebraska	49	

Numbers in (parentheses) indicate field goal was made

Total Offense

Player	g	plays	rush	pass	total	avg/g
Nico lamaleava	9	355	474	1659	2133	237.0
Jaivian Thomas	9	72	277	0	277	30.8
Jalen Berger	9	64	268	0	268	29.8
Anthony Woods	8	48	232	0	232	29.0
Anthony Frias II	9	17	165	0	165	18.3
Cole Martin	9	2	32	0	32	3.6
Troy Leigber	9	1	3	0	3	0.3
Jacob Busic	9	1	2	0	2	0.2
Team	9	0	-11	0	-11	-1.2
Total	9	566	1442	1659	3101	344.6
Opponents	9	577	1720	1670	3390	376.7

Punting

Player	no.	yds	avg	lg	tb	fc	i20	50+	blk
Will Karoll	29	1271	43.8	63	2	11	8	5	0
Team	1	0	0.0	0	0	0	0	0	1
Total	30	1271	42.4	63	2	11	8	5	1
Opponents	24	1059	44.1	61	3	9	11	6	0

Kickoffs

Player	no.	yds	avg	tb	ob	retn	net	ydl	in
Mateen Bhaghani	41	2624	64.0	25	0				
Total	41	2624	64.0	25	0	10	41.8	23	
Opponents	51	3118	61.1	21	1	26	40.3	24	



2025-26 UCLA Football
Individual Statistics
All games

All Purpose

Player	g	rush	rcv	pr	kr	ir	total	avg/g
Nico lamaleava	9	474	0	0	0	0	474	52.7
Anthony Woods	8	232	166	0	36	0	434	54.3
Kwazi Gilmer	9	0	395	0	0	0	395	43.9
Anthony Frias II	9	165	30	0	179	0	374	41.6
Jaivian Thomas	9	277	64	0	0	0	341	37.9
Titus Mokiao-Atimalala	9	0	247	0	88	0	335	37.2
Jalen Berger	9	268	64	0	0	0	332	36.9
Mikey Matthews	9	0	254	43	21	0	318	35.3
Rico Flores Jr.	6	0	212	0	0	0	212	35.3
Hudson Habermehl	9	0	116	0	0	0	116	12.9
Cole Martin	9	32	0	0	46	0	78	8.7
Jack Pedersen	9	0	60	0	0	0	60	6.7
Kyle Miller	5	0	9	0	48	0	57	11.4
Jadyn Marshall	1	0	0	0	37	0	37	37.0
Key Lawrence	9	0	0	0	0	27	27	3.0
Jaedon Wilson	4	0	20	0	0	0	20	5.0
Ezavier Staples	9	0	18	0	0	0	18	2.0
Scooter Jackson	9	0	0	0	0	9	9	1.0
Noah Fox-Flores	7	0	4	0	0	0	4	0.6
Troy Leigber	9	3	0	0	0	0	3	0.3
Jacob Busic	9	2	0	0	0	0	2	0.2
Team	9	-11	0	0	0	0	-11	-1.2
Total	9	1442	1659	43	455	36	3635	403.9
Opponents	9	1720	1670	76	163	64	3693	410.3



**2025-26 UCLA Football
Combined Team Statistics
All games**

Team Results

	Date	Opponent		Score	Att.
	08/30/2025	Utah	L	10-43	35032
	09/06/2025	at UNLV	L	23-30	36117
	09/12/2025	New Mexico	L	10-35	31163
*	09/27/2025	at Northwestern	L	14-17	12023
*	10/04/2025	Penn St.	W	42-37	39256
*	10/11/2025	at Michigan St.	W	38-13	72109
*	10/18/2025	Maryland	W	20-17	35561
*	10/25/2025	at Indiana	L	6-56	54867
*	11/08/2025	Nebraska	L	21-28	44481

Game Records

Record	Overall	Home	Away	Neutral
ALL GAMES	3-6	2-3	1-3	0-0
CONFERENCE	3-3	2-1	1-2	0-0
NON-CONFERENCE	0-3	0-2	0-1	0-0

Rushing

Player	gp	att	gain	loss	net	avg	td	lg	avg/g
Nico lamaleava	9	96	610	136	474	4.9	4	52	52.7
Jaivian Thomas	9	72	291	14	277	3.8	1	32	30.8
Jalen Berger	9	64	276	8	268	4.2	2	24	29.8
Anthony Woods	8	48	234	2	232	4.8	0	33	29.0
Anthony Frias II	9	17	166	1	165	9.7	1	55	18.3
Cole Martin	9	2	32	0	32	16.0	0	20	3.6
Troy Leigber	9	1	3	0	3	3.0	0	3	0.3
Jacob Basic	9	1	2	0	2	2.0	0	2	0.2
Team	9	1	0	11	-11	-11.0	0	0	-1.2
Total	9	302	1614	172	1442	4.8	8	55	160.2
Opponents	9	342	1822	102	1720	5.0	17	54	191.1

Passing

Player	gp	effic	comp-att-int	pct	yds	td	lg	avg/g
Nico lamaleava	9	127.4	165-259-7	63.7	1659	12	45	184.3
Mikey Matthews	9	0.0	0-1-0	0.0	0	0	0	0.0
Team	9	0.0	0-4-0	0.0	0	0	0	0.0
Total	9	125.0	165-264-7	62.5	1659	12	45	184.3
Opponents	9	146.2	150-235-3	63.8	1670	18	62	185.6

Receiving

Player	gp	no.	yds	avg	td	lg	avg/g
Kwazi Gilmer	9	33	395	12.0	2	43	43.9
Rico Flores Jr.	6	23	212	9.2	0	22	35.3
Titus Mokiao-Atimalala	9	19	247	13.0	3	34	27.4
Mikey Matthews	9	19	254	13.4	1	37	28.2
Anthony Woods	8	17	166	9.8	2	45	20.8
Hudson Habermehl	9	16	116	7.3	0	26	12.9
Jack Pedersen	9	9	60	6.7	0	15	6.7
Jalen Berger	9	8	64	8.0	2	15	7.1
Jaivian Thomas	9	8	64	8.0	0	12	7.1
Anthony Frias II	9	6	30	5.0	1	9	3.3
Ezavier Staples	9	2	18	9.0	0	12	2.0
Jaedon Wilson	4	2	20	10.0	0	11	5.0
Kyle Miller	5	2	9	4.5	0	5	1.8
Noah Fox-Flores	7	1	4	4.0	1	4	0.6
Total	9	165	1659	10.1	12	45	184.3
Opponents	9	150	1670	11.1	18	62	185.6

Team Statistics

	UCLA	OPP
First Downs	170	192
Rushing	75	103
Passing	79	71
Penalty	16	18
Rushing Yardage	1442	1720
Rushing attempts	302	342
Average per rush	4.8	5.0
Average per game	160.2	191.1
TDs Rushing	8	17
Passing Yardage	1659	1670
Comp-Att-Int	165-264-7	150-235-3
Average per pass	6.3	7.1
Average per catch	10.1	11.1
Average per game	184.3	185.6
TDs Passing	12	18
Total offense	3101	3390
Average per play	5.5	5.9
Average per game	344.6	376.7
Kick returns: #-Yards	25-455	11-163
Punt returns: #-Yards	8-43	11-76
Int returns: #-Yards	3-36	7-64
Fumbles-Lost	7-3	12-5
Penalties-Yards	71-617	41-381
Punts-Avg	30-42.4	24-44.1
Time of possession / game	29:34	30:26
3rd-down conversion	47/120	64/115
4th-down conversion	15/24	10/19
PAT-attempts	(18-18) 100%	(34-36) 94%
2-point conversion-attempts	(2-2) 100%	(0-3) 0%

Interceptions

Player	no.	yds	avg	td	lg
Scooter Jackson	2	9	4.5	0	7
Key Lawrence	1	27	27.0	0	27
Total	3	36	12.0	0	27
Opponents	7	64	9.1	2	25



**2025-26 UCLA Football
Combined Team Statistics
All games**

Field Goals

Player	fg	pct.	01-19	20-29	30-39	40-49	50-99	lg	blk
Mateen Bhaghani	14-18	77.8	0-0	4-4	4-5	4-5	2-4	54	0
Opponents	4-5	80.0	0-0	1-2	1-1	0-0	2-2	54	1

Scoring

Player	td	fg	PAT				dpx	saf	pts
			kick	rush	rcv	pass			
Mateen Bhaghani	-	14-18	18-18	-	-	-	-	-	60
Jalen Berger	4	-	-	-	-	-	-	-	24
Nico lamaleava	4	-	-	-	-	2	-	-	24
Titus Mokiao-Atimalala	3	-	-	-	-	-	-	-	18
Anthony Woods	2	-	-	-	1	-	-	-	14
Kwazi Gilmer	2	-	-	-	1	-	-	-	14
Anthony Frias II	2	-	-	-	-	-	-	-	12
Jaivian Thomas	1	-	-	-	-	-	-	-	6
Mikey Matthews	1	-	-	-	-	-	-	-	6
Noah Fox-Flores	1	-	-	-	-	-	-	-	6
Total	20	14-18	18-18	0	2	2	0	0	184
Opponents	38	4-5	34-36	0	0	0	0	1	276

Score by Periods

Team	1st	2nd	3rd	4th	OT	TOT
UCLA	20	68	50	46	0	184
Opponents	68	82	49	77	0	276

Punting

Player	no.	yds	avg	lg	tb	fc	i20	50+	blk
Will Karoll	29	1271	43.8	63	2	11	8	5	0
Team	1	0	0.0	0	0	0	0	0	1
Total	30	1271	42.4	63	2	11	8	5	1
Opponents	24	1059	44.1	61	3	9	11	6	0

Punt Returns

Player	no.	yds	avg	td	lg
Mikey Matthews	8	43	5.4	0	17
Total	8	43	5.4	0	17
Opponents	11	76	6.9	1	20

Kick Returns

Player	no.	yds	avg	td	lg
Anthony Frias II	10	179	17.9	0	27
Titus Mokiao-Atimalala	5	88	17.6	0	32
Kyle Miller	3	48	16.0	0	18
Anthony Woods	2	36	18.0	0	19
Jadyn Marshall	2	37	18.5	0	19
Cole Martin	2	46	23.0	0	31
Mikey Matthews	1	21	21.0	0	21
Total	25	455	18.2	0	32
Opponents	11	163	14.8	0	30

All Purpose

Player	g	rush	rcv	pr	kr	ir	total	avg/g
Nico lamaleava	9	474	0	0	0	0	474	52.7
Anthony Woods	8	232	166	0	36	0	434	54.3
Kwazi Gilmer	9	0	395	0	0	0	395	43.9
Anthony Frias II	9	165	30	0	179	0	374	41.6
Jaivian Thomas	9	277	64	0	0	0	341	37.9
Titus Mokiao-Atimalala	9	0	247	0	88	0	335	37.2
Jalen Berger	9	268	64	0	0	0	332	36.9
Mikey Matthews	9	0	254	43	21	0	318	35.3
Rico Flores Jr.	6	0	212	0	0	0	212	35.3
Hudson Habermehl	9	0	116	0	0	0	116	12.9
Cole Martin	9	32	0	0	46	0	78	8.7
Jack Pedersen	9	0	60	0	0	0	60	6.7
Kyle Miller	5	0	9	0	48	0	57	11.4
Jadyn Marshall	1	0	0	0	37	0	37	37.0
Key Lawrence	9	0	0	0	0	27	27	3.0
Jaedon Wilson	4	0	20	0	0	0	20	5.0
Ezavier Staples	9	0	18	0	0	0	18	2.0
Scooter Jackson	9	0	0	0	0	9	9	1.0
Noah Fox-Flores	7	0	4	0	0	0	4	0.6
Troy Leigber	9	3	0	0	0	0	3	0.3
Jacob Busic	9	2	0	0	0	0	2	0.2
Total	9	1442	1659	43	455	36	3635	403.9
Opponents	9	1720	1670	76	163	64	3693	410.3

Total Offense

Player	g	plays	rush	pass	total	avg/g
Nico lamaleava	9	355	474	1659	2133	237.0
Jaivian Thomas	9	72	277	0	277	30.8
Jalen Berger	9	64	268	0	268	29.8
Anthony Woods	8	48	232	0	232	29.0
Anthony Frias II	9	17	165	0	165	18.3
Cole Martin	9	2	32	0	32	3.6
Troy Leigber	9	1	3	0	3	0.3
Jacob Busic	9	1	2	0	2	0.2
Total	9	566	1442	1659	3101	344.6
Opponents	9	577	1720	1670	3390	376.7



2025-26 UCLA Football
Combined Team Statistics
All games

Team Defense

##	Player	gp	Tackles				Sacks	Pass defense			Fumbles		blkd	
			ua	a	tot	tfl/yds		no-yds	int-yds	brup	qbh	fr-yds	ff	kick
6	JonJon Vaughns	9	38	50	88	3-4	.	.	1	.	1-0	.	.	.
32	Isaiah Chisom	9	34	36	70	1.5-2	.	.	1	1	.	2	.	.
4	Key Lawrence	9	32	22	54	3-13	.	1-27	2	1	.	2	.	.
21	Cole Martin	9	21	29	50	3.5-7	.	.	3
9	Jalen Woods	9	20	18	38	1.5-2	0.5-1	.	4
58	Gary Smith III	9	12	20	32	1.5-3	0.5-2
18	Rodrick Pleasant	9	19	13	32	1.5-5	.	.	7	.	1-0	.	1	.
99	Keanu Williams	9	13	16	29	.	.	.	1
28	Scooter Jackson	9	17	11	28	1-3	.	2-9	3	.	.	1	.	.
52	Kechaun Bennett	8	10	12	22	3-21	1-13	.	.	1
15	Anthony Jones	8	10	8	18	2.5-13	1.5-10	.	1	2
44	Devin Aupiu	8	10	4	14	1-10	1-10	.	.	1	1-0	1	.	.
97	Jacob Busic	9	9	4	13	3-13	1-11
55	A.J. Fuimaono	9	3	10	13	1-3	0.5-2	.	.	1
92	Siale Taupaki	9	6	6	12	1-1	1-0	.	.	.
0	Donavyn Pellot	9	8	4	12
2	Andre Jordan Jr.	9	6	6	12	.	.	.	6
3	Robert Stafford III	7	5	6	11	.	.	.	1
20	Scott Taylor	9	5	5	10	1	.	.
1	Kanye Clark	6	6	2	8	.	.	.	1	1
12	Jamir Benjamin	9	5	3	8
23	Bryon Threats	5	1	3	4
33	Ty Lee	7	2	2	4
36	Wyatt Mosier	9	3	1	4
7	Aaron Williams	8	.	3	3
41	Jewelous Walls	9	1	2	3	1
4	Ezavier Staples	9	1	1	2
22	Croix Stewart	2	1	1	2
81	Hudson Habermehl	9	1	.	1
95	Jalen Hargrove	5	.	1	1
14	Carter Shaw	4	.	1	1
3	Kwazi Gilmer	9	1	.	1
23	Kyle Miller	5	1-0	.	.	.
Totals		9	300	300	600	28-100	6-49	3-36	31	9	5-0	7	1	0
Opponents		9	322	278	600	45-172	22-126	7-64	30	13	3-0	6	1	1