

MEN'S VOLLEYBALL

B ▲ ♀ ♂

Ucla

mighty bruins



2025

UCLA BRUINS
MEN'S VOLLEYBALL
INFORMATION GUIDE



BIG

B mighty bruins ✦ ⚡ ⚽ ⚾ ⚏
 university of california los angeles
 home of the mighty bruins

TABLE OF CONTENTS/QUICK FACTS

UCLA QUICK FACTS

| | |
|--|--|
| Address..... | J.D. Morgan Center, PO Box 24044 Los Angeles, CA 90024-0044 |
| Athletic Dept. Phone..... | (310) 825-8699 |
| Ticket Office..... | (310) UCL A-WIN |
| Chancellor..... | Dr. Julio Frank |
| The Alice and Nahum Lainer Family Director of Athletics..... | Martin Jarmond |
| Faculty Athletic Rep..... | Dr. Michael Teitell |
| Associate Ath. Director/M. Volleyball..... | Gavin Crew |
| Enrollment..... | 44,947 |
| Founded..... | 1919 |
| Colors..... | Blue and Gold |
| Nickname..... | Bruins |
| Conference..... | (MPSF) Mountain Pacific Sports Federation |
| Conference Phone..... | (530) 669-7600 |
| Conference Website..... | www.mpsports.org |
| National Affiliation..... | NCAA Division I |
| Home Courts (Capacities)..... | Pauley Pavilion presented by Wescom (13,800) John Wooden Center (2,000) |
| Home Records at Pauley Pavilion presented by Wescom (488-102, .827)..... | at JWC (93-21, .816) |
| Head Coach (Alma Mater)..... | John Hawks |
| Hawks' Career Record..... | 40-17 (.707), 2 seasons |
| Assistant Coach..... | Nick Vogel |
| Assistant Coach..... | Brandon Taliaferro |
| Assistant Coach..... | Lindsay Brown |
| Director of Operations, Technical Coordinator..... | AJ Ruttenberg |
| Statistician..... | Rob Chai |
| Assoc. AD, Health, Performance, Wellness..... | David Wacker |
| Staff Equipment Manager..... | Nathan Reft |
| Assoc. Director Athletic Performance..... | Dawn Malone |
| Marketing Coordinator..... | Jacob Sandman |
| Alumni Relations..... | Nancy Ishiki |
| Academic Counselor..... | Linda Lassiter |
| 2024 Overall Record..... | 26-5 |
| 2024 MPSF Record/Finish..... | 11-1, 1st |
| 2024 MPSF Tournament Finish..... | Runner-Up |
| 2024 NCAA Finish..... | Champions |
| NCAA Post-Season Record..... | 60-10 (.846) |
| NCAA Titles..... | 21 |
| NCAA VB Tournament Appearances..... | 30 |
| MVB Contact..... | Michael Abbott |
| Email..... | mabbott@athletics.ucla.edu |
| Abbott's Cell Phone..... | (310) 909-9367 |
| Website..... | www.uclabruins.com |

CREDITS

The 2025 UCLA Men's Volleyball media guide was written and edited by Michael Abbott, Assistant Director, Athletic Communications. Special assistance and thanks to Nancy Ishiki and Rich Bertolucci. Photography by ASUCLA Campus Studio (Don Liebig) and UCLA Creative Staff. Special thanks to Getty Images, USA Volleyball, Christopher Shannon and the FIVB for their photos. The men's volleyball media guide is only available online.

The volleyball world lost a great friend in long-time UCLA SID Rich Bertolucci, who passed away in the summer of 2015. The Bruin family wishes to dedicate the annual record book each year to Rich. His hard work will live on. Our hearts also go out to the family of Ed Chan. He lived each day to help more people see the beauty in the sport of volleyball.

FOLLOW THE BRUINS

Men's Volleyball Twitter: @UCLAMVB
 Volleyball Instagram: @UCLAMVB
 Volleyball TikTok: www.tiktok.com/@uclamvb
 Volleyball Facebook: /UCLAMVB



2025 UCLA SCHEDULE

| Date | Opponent (site) | Time (PT) |
|------------|---|-----------|
| Dec. 30 | Trinity Western University (Exhibition) | 3:00 PM |
| Jan. 9 | EDU | 7:00 PM |
| Jan. 10 | St. Francis | 7:00 PM |
| Jan. 17 | First Point Challenge vs. Ohio State (Austin, TX) | 5:00 PM |
| Jan. 18 | First Point Challenge vs. Penn State (Austin, TX) | 5:00 PM |
| Jan. 23 | UC San Diego | 7:00 PM |
| Jan. 24 | @ CSUN | 6:00 PM |
| Jan. 30 | B1G Challenge vs. Penn State (Columbus, OH) | 1:00 PM |
| Feb. 1 | B1G Challenge vs. Ohio State (Columbus, OH) | 4:00 PM |
| Feb. 7 | @ Long Beach State | 7:00 PM |
| Feb. 0 | Long Beach State | 7:00 PM |
| Feb. 19 | @ UC Irvine | 6:00 PM |
| Feb. 22 | UC Irvine | 5:00 PM |
| Feb. 26 | UC Santa Barbara | 7:00 PM |
| Feb. 28 | @ UC Santa Barbara | 7:00 PM |
| Mar. 6 | Stanford* | 7:00 PM |
| Mar. 7 | Stanford* | 7:00 PM |
| Mar. 13 | @ Vanguard* | 5:00 PM |
| Mar. 15 | Vanguard* | 5:00 PM |
| Mar. 27 | Pepperdine* | 7:00 PM |
| Mar. 29 | @ Pepperdine* | 5:00 PM |
| Apr. 4 | @ GCU* | 5:00 PM |
| Apr. 5 | @ GCU* | 5:00 PM |
| Apr. 11 | BYU* | 7:00 PM |
| Apr. 12 | BYU* | 5:00 PM |
| Apr. 17 | USC* | 7:00 PM |
| Apr. 19 | @ USC* | 5:00 PM |
| Apr. 23-26 | MPSF Tournament (Malibu, Calif.) | |
| May 8-12 | NCAA Tournament (Columbus, Ohio) | |

All times Pacific and subject to change

*Mountain Pacific Sports Federation (MPSF) Matches



2025 UCLA BRUINS

| | |
|---------------------------|---|
| 2025 Roster..... | 2 |
| 2025 TV/Radio Roster..... | 3 |

THE COACHING STAFF

| | |
|--|---|
| Head Coach John Hawks..... | 4 |
| Assistant Coach Nick Vogel..... | 5 |
| Assistant Coaches Brandon Taliaferro/Lindsay Brown.. | 6 |
| Support Staff..... | 6 |

PLAYER BIOGRAPHIES

| | |
|------------------|------|
| The Players..... | 7-16 |
|------------------|------|

THE 2024 SEASON - A LOOK BACK

| | |
|--|-------|
| 2024 Results..... | 17 |
| 2024 Individual / Team Statistics..... | 18-19 |

UCLA RECORDS

| | |
|---------------------------------------|-------|
| All-Time UCLA Volleyball Records..... | 20 |
| Career and Season Records..... | 21-24 |

UCLA HISTORY

| | |
|---|-------|
| UCLA Lettermen/Uniform History..... | 25-28 |
| UCLA's 21 NCAA Championships..... | 29-31 |
| UCLA's NCAA Championship Results..... | 32 |
| NCAA Volleyball Championship Summary..... | 33 |
| UCLA's Championship Starters..... | 34 |

BRUIN ALL-STARS

| | |
|--|-------|
| USVBA/NCAA All-Americans..... | 35 |
| NCAA All-Tournament Team Selections..... | 36 |
| All-Conference Selections..... | 36 |
| UCLA's National Players of the Year..... | 37 |
| U.S. National Team Members..... | 37 |
| Saluting UCLA's Hall of Famers..... | 38-41 |
| Saluting UCLA's Olympians..... | 42-43 |

GENERAL INFORMATION

| | |
|--|-------|
| Pauley Pavilion presented by Wescom..... | 44 |
| UCLA All-Time Match Results..... | 45-55 |
| UCLA's AVCA Poll History..... | 50 |
| All-Time Record vs. Opponents..... | 51 |
| MPSF Playoff History..... | 52 |



ROSTER



**#1
CAMERON THORNE**
MB :: 6-4 :: Jr.
Hollywood, Fla.
South Broward HS / GCU



**#2
JAIDIN RUSSELL**
Opp :: 6-5 :: So.
Newton, Mass.
Newton South HS



**#3
LUCA CURCI**
OH :: 6-3 :: So.
Newport Beach, Calif.
Newport Harbor HS



**#4
THIAGO ZAMPROGNO**
MB :: 6-7 :: Fr.
Fort Lauderdale, Fla.
Cardinal Gibbons HS



**#5
CALEB SAPP**
MB :: 6-5 :: Fr.
Pacific Palisades, Calif.
Loyola HS




**#6
SPENCER GRAVES**
MB :: 6-5 :: So.
Pacific Palisades, Calif.
Loyola HS



**#7
ANDREW ROWAN**
S :: 6-6 :: Jr.
Trabuco Canyon, Calif.
J Serra HS



**#8
MICAH WONG DIALLO**
MB :: 6-9 :: So.
Los Angeles, Calif.
L.A. Marshall HS



**#9
TRENT TALIAFERRO**
MB :: 6-11 :: Fr.
Redondo Beach, Calif.
Mira Costa HS



**#10
SEAN McQUIGGAN**
MB :: 6-11 :: R-Jr.
Redondo Beach, Calif.
Mira Costa HS



**#11
COOPER ROBINSON**
OH :: 6-7 :: R-Jr.
Pacific Palisades, Calif.
Loyola HS



**#12
SEAN KELLY**
OH :: 6-7 :: Fr.
Manhattan Beach, Calif.
Loyola HS



**#14
MATTHEW AZIZ**
L :: 6-1 :: R-Jr.
Burbank, Calif.
Notre Dame HS



**#15
CHRISTOPHER HERSH**
MB :: 6-9 :: R-So.
Cupertino, Calif.
St. Francis HS



**#16
IDO DAVID**
Opp :: 6-7 :: Sr.
Kiryat Ata, Israel
Hof HaSharon



**#19
DAVID DECKER**
Opp :: 6-9 :: R-So.
Winston-Salem, N.C.
Cardinal Gibbons HS



**#20
MATTHEW CHUN**
L :: 5-7 :: Fr.
Honolulu, Hawai'i
Punahou School



**#21
ZACH RAMA**
OH :: 6-8 :: Jr.
Phoenix, Ariz.
Sandra Day O'Connor



**#22
MATTHEW EDWARDS**
MB :: 6-9 :: R-Jr.
Irvine, Calif.
Woodbridge HS



**#23
COLEMAN McDONOUGH**
L :: 5-11 :: Jr.
Pittsburgh, Pa.
Seneca Valley HS



**#24
KAHALE CLINI**
OH :: 6-3 :: R-Fr.
Honolulu, Hawai'i
Punahou School



JOHN HAWKS
Head Coach
1st Season at UCLA



2025 UCLA Men's Volleyball Roster

| No. | Name | Pos. | Ht. | Yr. | Hometown (High School/Last School) |
|-----|-------------------|--------|--------|-------|---|
| 1 | Cameron Thorne | MB | 6' 4" | Jr. | Hollywood, Fla. / South Broward HS / GCU |
| 2 | Jaidin Russell | Opp | 6' 5" | So. | Newton, Mass. / Newton South HS |
| 3 | Luca Curci | OH | 6' 3" | So. | Newport Beach, Calif. / Newport Harbor HS |
| 4 | Thiago Zamprogno | MB | 6' 7" | So. | Fort Lauderdale, Fla. / Cardinal Gibbons HS |
| 5 | Caleb Sapp | Opp. | 6' 8" | Fr. | Upland, Calif / Claremont HS |
| 6 | Spencer Graves | MB | 6' 5" | So. | Pacific Palisades, Calif. / Loyola HS |
| 7 | Andrew Rowan | S | 6' 6" | Jr. | Trabuco Canyon, Calif. / J Serra HS |
| 8 | Micah Wong Diallo | MB | 6' 9" | So. | Los Angeles, Calif. / Marshall HS |
| 9 | Trent Taliaferro | S | 6' 5" | Fr. | San Clemente, Calif / JSerra HS |
| 10 | Sean McQuiggan | MB | 6' 11" | R-Jr. | Redondo Beach, Calif. / Mira Costa HS |
| 11 | Cooper Robinson | OH | 6' 7" | R-Jr. | Pacific Palisades, Calif. / Loyola HS |
| 12 | Sean Kelly | OH | 6' 7" | Fr. | Manhattan Beach, Calif / Loyola HS |
| 14 | Matthew Aziz | L | 6' 1" | R-Jr. | Burbank, Calif. / Notre Dame HS |
| 15 | Christopher Hersh | MB | 6' 9" | R-So. | Cupertino, Calif. / St. Francis HS |
| 16 | Ido David | OH/Opp | 6' 7" | Sr. | Kiryat Ata, Israel / Hof Hasharon |
| 19 | David Decker | Opp | 6' 9" | R-So. | Winston-Salem, N.C. / Cardinal Gibbons HS |
| 20 | Matthew Chun | L | 5' 7" | Fr. | Honolulu, HI / Punahou School |
| 21 | Zach Rama | OH | 6' 8" | Jr. | Phoenix, Ariz. / Sandra Day O'Connor HS |
| 22 | Matthew Edwards | MB | 6' 9" | R-Jr. | Irvine, Calif. / Woodbridge HS |
| 23 | Coleman McDonough | L | 5' 11" | Jr. | Pittsburgh, Pa. / Seneca Valley HS |
| 24 | Kahale Clini | OH | 6' 3" | R-Fr. | Honolulu, Hawai'i / Punahou School |

Men's Volleyball Coaching and Support Staff

| |
|--|
| Head Coach: John Hawks |
| Assistant: Nick Vogel |
| Assistant: Brandon Taliaferro |
| Assistant: Lindsay Brown |
| Dir. of Operations: / Technical Coord: AJ Ruttenberg |
| Statistician: Rob Chai |
| Assoc. AD for Health, Performance, Wellness: Mark Pocinich |
| Assoc. Director of Athletic Performance: Dawn Malone |
| Nutrition: Brittany Bowman |
| Equipment: Nathan Reft |
| Academic Coordinator: Linda Lassiter |
| Marketing Coordinator: Jacob Sandman |
| Alumni Relations: Nancy Ishiki |

| ALPHABETICAL PRONUNCIATION ROSTER | | |
|-----------------------------------|--------------------|-----------------------------|
| No. | Name | Pronunciation |
| 14 | Matthew Aziz | uh-zeeez |
| 3 | Luca Curci | loo-KUH CUR-chee |
| 16 | Ido David | EE-dough dah-VEED |
| 23 | Coleman McDonough | mick-DUN-nuh |
| 10 | Sean McQuiggan | mick-KWIG-gan |
| 21 | Zach Rama | RAH-muh (rhymes with drama) |
| 2 | Jaidin Russell | JAY-din |
| 9 | Trent Taliaferro | tal-ya-FAIR-oh |
| 8 | Micah Wong Diallo | My-cuh Wong Dee-ALL-oh |
| 4 | Thiago Zamprogno | tee-AH-go zam-PRAHG-no |
| Asst. | Brandon Taliaferro | tal-ya-FAIR-oh |





JOHN HAWKS

Head Coach
1st Season at UCLA

CAREER HIGHLIGHTS

- Third season as a collegiate head coach
- First season as UCLA Men's Volleyball Head Coach
- Boasts overall record of 40-17 (.707 winning percentage)
- Coached six All-American selections at Loyola Chicago
- Named Midwestern Intercollegiate Volleyball Association Coach of the Year in 2023
- Current U21 USA Men's Volleyball Head Coach
- Served as lead UCLA assistant coach from 2015-22
- 2022 AVCA National Assistant Coach of the Year
- UCLA posted a 134-54 (.713) record from 2015-22

Hawks' Head Coaching Record

| Year | Overall | Conf. Record/Finish | Final Ranking |
|-----------------------|---------------------|---------------------|---------------|
| 2022 (Loyola Chicago) | 21-7 | 11-3, 2nd | N/A |
| 2023 (Loyola Chicago) | 19-10 | 12-4, 2nd | N/A |
| Totals | 40-17 (.702) | | |

John Hawks, who was an assistant coach for UCLA from 2015-22 and head coach at Loyola University Chicago from 2022-24, has been named the third head coach in UCLA men's volleyball history, The Alice and Nahum Lainer Family Director of Athletics Martin Jarmond announced on Friday, October 11, 2024.

Hawks also currently serves as the head coach of the U21 USA National Team, and recently won Gold at the NORCECA Qualifiers this past summer in Mexico, earning a bid to the World Championships in China next summer.

In Hawks' two seasons as head coach of Loyola Chicago, he posted a 40-17 record (.702 winning percentage), earned Midwestern Intercollegiate Volleyball Association (MIVA) Coach of the Year honors in 2023, and coached six All-Americans.

"I am honored to take on the role of head coach at UCLA, a place that has meant so much to me both personally and professionally," Hawks said. "UCLA stands as the flagship program in the country, with an unmatched tradition of excellence and 21 NCAA Championships. The legacy built here that began with Al Scates, and most recently under the leadership of John Speraw, is something I deeply respect and am eager to build upon. I'd like to express my sincere thanks to Martin Jarmond for his belief in me throughout this process, and to Gavin Crew and the entire search committee for this incredible opportunity. I'm humbled to return to a program of such storied tradition and am committed to upholding its standards of excellence."

Loyola Chicago finished with a 19-10 overall record and a 12-4 record in MIVA play in 2024. The Ramblers ended the season with the third-highest hitting percentage in the country (.350), swept 12 teams, and enjoyed a seven-match winning streak from Feb. 24 to March 21. Several Loyola players received individual honors in 2024, including MIVA Player of the Year and AVCA First-Team All-American Parker Van Buren and MIVA and AVCA Newcomer of the Year Daniel Fabikovic.

In his first season in charge of the program in 2023, Hawks directed Loyola to a 21-7 (11-3 MIVA) record and a share of the MIVA regular season title, its first since 2018. Six Ramblers were named to All-MIVA teams, the most in the conference, and three earned All-America accolades.

"I'd like to extend my heartfelt thanks to Steve Watson and Holly Strauss-O'Brien at Loyola for believing in me and giving me the opportunity to lead such a remarkable program," Hawks said. "To my players and staff, you mean the world to me and I want to express my gratitude for giving me everything you had over the last two years. Lastly, none of this would be possible without the love and support of my incredible wife, Julianne, and my two amazing daughters, Giavanna and Gabriella. Their belief in me keeps me grounded and inspired every day. Now, I'm ready to embrace this new challenge and continue pushing the boundaries of what this UCLA team can achieve."

Prior to joining Loyola Chicago, Hawks spent seven seasons (2015-22) as an assistant coach at UCLA and posted a 134-54 (.713) overall record during that time. Hawks recruited and helped develop five AVCA All-America selections and a Mountain Pacific Sports Federation (MPSF) Player of the Year in Miles Partain.

Hawks was honored as the 2022 AVCA National Assistant Coach of the Year after he helped lead the Bruins to the top attack percentage in the nation (.374) and a nine-week stay atop the AVCA Coaches Poll. During 2022, the Bruins advanced to the NCAA semifinals and captured the MPSF regular season title for the first time since 1998. Partain became UCLA's first winner of the MPSF Player of the Year Award since 2000 and was also one of three finalists for the Lloyd Ball Award as the nation's top setter. Also that year, Kevin Kobrine was a finalist for the Bryan Ivie Award as the country's best opposite, and Merrick McHenry was a finalist for the Ryan Millar Award as the nation's top middle attacker. Partain, McHenry and Ethan Champlin were first-team All-America selections.

In 2018, UCLA advanced to the national championship match and recorded 26 wins. Daenan Gyimah repeated as the Ryan Millar Award as the nation's top middle attacker and became a three-time first-team All-American.

While coaching at UCLA, Hawks also served as the head coach of the U.S. National Men's Volleyball Team in the summer of 2019, leading the team to a second-place finish at the NORCECA Continental Championships. He was also on the U.S. coaching staff for two Pan American Cup gold medals and a bronze medal at the World University Games. Hawks coached three Bruins who went on to become Olympians – Micah Ma'a and Partain in 2024 and Mitch Stahl in 2020.

Hawks also held assistant coach positions at Long Beach State (2009-11), USC (2007-08) and UC Irvine (2003-06). During his time in Long Beach, the Beach made the NCAA tournament each year and had 10 All-Mountain Pacific Sports Federation selections and four AVCA All-America picks. During his four seasons at UC Irvine, the Anteaters won 70 matches (more than the program's first 11 years combined) and qualified for the MPSF tournament three times. He was on the sidelines during the 2006 campaign when UCI spent eight weeks ranked No. 1 in the nation, won the program's first conference title, led the nation in wins with 27, and reached the national semifinals. Hawks helped to recruit Anteater classes that went on to win two NCAA Championships.

Prior to his first stint at UCLA, Hawks spent four years in Cleveland, Ohio, where he acted as Director of Volleyball for SPIRE Institute, a boarding school designed to blend athletics and academics at the highest level. He also served as head coach at The Academy for Volleyball, where his 17 Open team won the 2015 AAU Girls' National Championship. He began his college coaching career as an assistant coach at Grossmont College from 1995-97. Hawks played at Grossmont College and San Diego State. He earned his Bachelor of Science in Management from the University of Phoenix.

Hawks and his wife Julianne have two daughters, Giavanna and Gabriella.





NICK VOGEL

Assistant Coach
3rd Season at UCLA

Nick Vogel, a four-year starter for UCLA men's volleyball from 2009-12, returned to Westwood for the 2023 season after serving most recently as assistant coach and recruiting coordinator for the DePaul University women's volleyball team the previous four seasons.

This past season, Vogel helped guide the Bruins to a second-straight NCAA men's volleyball title. It marked UCLA's first back-to-back NCAA men's volleyball crowns since the 1995 and 1996 campaigns and the first time UCLA had put together three straight 20-win seasons since the 2004, 2005 and 2006 seasons.

With Vogel in his first year on staff, UCLA captured its first NCAA Championship since the 2006 campaign and 20th overall title. The Bruins also won their first MPSF Tournament Championship since the 2006 season. The 12-0 regular-season MPSF record was UCLA's first unbeaten ledger since it posted a 19-0 mark in 1995. The Bruins led the nation in hitting percentage (.382), blocking average (2.80) and set assists (12.64). Middle blocker Merrick McHenry topped the nation with a .526 attack percentage and was named winner of the Ryan Millar Award as the top middle attacker in the country. Guy Genis rated fourth nationally in blocks per set (1.21). The Bruins also were rated among the nation's top five in kills/s (second), aces/s (third) and opponent hitting percentage (eighth).

With Vogel on the Blue Demons staff, DePaul made its first appearance in the Big East championship match in 2021 and enjoyed its most successful campaign in the last 20 years. The 12 conference wins were the most since it joined the league in 2005. The DePaul coaches were selected as the 2021 Big East Coaching Staff of the Year.

At DePaul, Vogel coached offense and worked directly with the team's middle blockers. He also had oversight of team culture development, match scheduling, opponent scouting, video analysis and the highly successful DePaul summer camps program. In 2021 and 2019, middle blocker Donna Brown was selected to the All-Big East women's volleyball team. In 2019, Brown finished with the highest hitting percentage in the league (.399) which established a new school record for a DePaul player.

Vogel was hired in August of 2016 to serve as an assistant coach for the men's volleyball team at the University of California San Diego for the 2017 spring season. Under his direction, UCSD accumulated its most conference wins in a 7-year span. Additionally, opposite Tanner Syftestad was named first-team All-Mountain Pacific Sports Federation (MPSF), an honorable mention All-American, the Division II Player of the Year, and UC San Diego's Student-Athlete of the Year.

In the fall of 2017, Vogel served as the volunteer women's volleyball coach at the University of San Diego. During his tenure, USD won a West Coast Conference (WCC) championship, boasted a WCC Player of the Year in Kristen Gengenbacher, placed four players on the AVCA's Pacific South All-Region Team, and made it to the second round of the NCAA tournament.


Vogel spent the 2015 fall season as a volunteer assistant coach with the women's program at his alma mater, UCLA. The Bruins advanced to the Sweet 16 of the NCAA Tournament that season and both middle blockers earned all-conference honors. He has also been an indoor, beach and private-lesson coach within the WAVE Volleyball Club, and a lead camp coach with Gold Medal Squared since 2012. Vogel previously held coaching positions in an adult league and with a youth club while playing overseas in Germany, and has also been involved in several UCLA camps over the years. He brings a wealth of professional playing and coaching experience from throughout Europe, Asia and South America.

Vogel was a four-year starter for the Bruins under head coach Al Scates from 2009-12. He appeared in 99 matches and 309 sets, compiling 599 kills (1.94 per set) with a .323 hitting percentage, 299 blocks (0.97 per set), 133 digs (0.43 per set) and 75 service aces. The 6-foot-9 opposite and middle blocker paced the team in aces as a freshman and blocks as a sophomore. Vogel ended his career ranked No. 4 on the program's rally-scoring total blocks list.

Away from UCLA, Vogel competed for Team USA at the 2009 FIVB Men's Junior World Championship, the 2011 Pan American Games, the 2014 FIVB World Championship and the

2014 USA Volleyball Cup. He led the squad in blocking at the Pan Am Games. Following his collegiate playing days, Vogel competed professionally in Athens, Greece, for Panathinaikos, and in Germany with TV Bühl and VfB Friedrichshafen. He won the German Cup with Friedrichshafen, as well as the Bundesliga title for the 2014-15 season.

Vogel earned his bachelor's degree in anthropology with a concentration in archeology from UCLA in 2012. He was a five-time member of the Athletic Director's Honor Roll. A San Diego native, Vogel graduated from Valhalla High School in El Cajon after previously attending Steele Canyon High School in Spring Valley.





**BRANDON
TALIAFERRO**

Assistant Coach
3rd Season at UCLA

Brandon Taliaferro joined Coach John Speraw’s Bruin coaching staff in the fall of 2022 for the 2023 season.

This past season, Taliaferro helped guide the Bruins to a second-straight NCAA men’s volleyball title. It marked UCLA’s first back-to-back NCAA men’s volleyball crowns since the 1995 and 1996 campaigns and the first time UCLA had put together three straight 20-win seasons since the 2004, 2005 and 2006 seasons.

With Taliaferro on staff, UCLA captured its first NCAA Championship since the 2006 campaign and 20th overall title with a four-set win over two-time defending national champion Hawai’i. Setter Andrew Rowan was selected as the AVCA Newcomer of the Year and the MPSF Freshman of the Year after directing a Bruin offense which led the nation in hitting percentage (.382).


The Bruins also won the 2023 MPSF Tournament Championship, the program’s first since the 2006 season. The 12-0 regular-season MPSF record was UCLA’s first unbeaten



ledger since it posted a 19-0 mark in 1995. The Bruins also led the nation in set assists (12.64) and blocking average (2.80). Middle blocker Merrick McHenry topped the nation with a .526 attack percentage. In addition, the Bruins were rated among the nation’s top five in kills/s (second), aces/s (third) and opponent hitting percentage (eighth).

Taliaferro was one of UCLA’s most highly-honored men’s volleyball players during a stellar playing career (1997-2000) which included a pair of national championships (1998 and 2000). He finished his Bruin career as the all-time school leader in set assists with 6,840. Taliaferro also owns school records for single-season (1,848 in 1998) and single-match (110 in 1998) set assists. He ranks third on the all-time school list for service aces (176) and digs (831) while ranking No. 10 all-time in blocks (396).

Taliaferro began his career by winning Mountain Pacific Sports Federation (MPSF) Freshman of the Year honors in 1997 and finished it as a three-time first-team All-America selection and the 2000 NCAA Championship Most Outstanding Player.



**Lindsay
BROWN**

Assistant Coach
1st Season at UCLA

The UCLA men’s volleyball program has added Lindsay Brown as an assistant coach, it was announced on Friday, November 8, 2024 by head coach John Hawks.

“I am excited to have Lindsay join us on staff here at UCLA,” head coach John Hawks said. “Lindsay brings a high-level of professionalism and expertise with her to Westwood. She is a gifted recruiter and has a unique way of connecting with all of the student-athletes she comes in contact with. We can’t wait to hit the ground running with Lindsay as we gear up for the 2025 season.”

Brown spent last season with Hawks on staff at Loyola Chicago, helping the Ramblers to a 19-10 record, and a 12-4 mark in conference play in 2024. The Ramblers ended the season with the third-highest hitting percentage in the country (.350), swept 12 teams, and enjoyed a seven-match winning streak from Feb. 24 to March 21. Brown helped coach several Loyola players receive individual honors at the end of the 2024 season, including MIVA Player of the Year and AVCA First-Team All-American Parker Van Buren and MIVA and AVCA Newcomer of the Year Daniel Fabikovic.

Prior to her time in Chicago, Brown spent the 2023 season at Princeton where she served as the program’s lead assistant coach and recruiting coordinator. The Tigers advanced to the EIVA Championship finals in 2023 and finished the year ranked 14th nationally while having five players garner All-EIVA honors.

Before heading to Princeton, Brown was the lead assistant coach at Purdue Fort Wayne and was a graduate assistant for men’s volleyball for two years before she was promoted to assistant coach. In 2021, she stepped into the primary coaching while head coach Ryan Perrotte was on leave.

Brown also has experience on the national level, having coached the U.S. Boys U19 National Team in 2022 and 2023. Under Brown’s leadership, the U19 squad would go on to win gold at the 2022 NORCECA Pan American Cup and secure a berth in the 2023 FIVB World Championships in the process. The U.S. would go on to take its best finish ever at the World Championships, placing 4th in Argentina in the summer of 2023.

As a former setter for Sonoma State University, Brown finished her collegiate career as the season and career assist record holder for the Sea Wolves as well as the owner of the career service ace record. Brown was an All-Conference selection three times and was Academic All-Conference four times.

After she finished her time at Sonoma State, she played for Volleyball Club Tirol in Austria and the NorCal Dream Team and Wildfire in the Premier Volleyball League.

Brown’s coaching experience includes a head coaching position for the junior club at Empire Volleyball and assistant coaching position at Sonoma State, Ferris State and Dominican University of California.

Brown earned her degree in general studies with a concentration in sociology from Purdue Fort Wayne in 2017.

KEY SUPPORT STAFF



**A.J. Ruttenberg - Technical
Coord.; Dir. of Operations**



Rob Chai - Stats



David Wacker - Athletic Training



#1 CAMERON THORNE

6-4 / JUNIOR

MIDDLE BLOCKER

HOLLYWOOD, FLA.

SOUTH BROWARD HS / GCU

Club/High School

Played for 352 elite at the club level and earned AAU All-American honors ... Played for South Broward High School in Hollywood, Florida, earned Broward County Player of the Year honors while in high school.

Personal

Son of Audrey and Anthony Thorne ... Has an older sister, Gloria, and a younger brother, Christian ... Chose UCLA because of "All the opportunities the campus provides both athletically and academically to further my career." ... Aspires to play volleyball professionally... Greatest athletic thrill prior to UCLA was winning the MPSF Tournament Championship in 2024 with GCU.

Prior to UCLA

Spent two seasons at Grand Canyon University (GCU) ... Was a first-team All-American in 2024, earned second-team MPSF honors, was named to the MPSF All-Tournament team, and made it to the NCAA semifinals with the Lopes ... Led the country in total blocks with 149 in 2024 and in blocks per set with 1.34 ... Hit .530 with 2016 kills on the season ... As for 2023 Thorne had 93 kills and hit .420 in his freshman season Totaled 63 blocks on the season over 25 matches and helped the Lopes advance to the MPSF Tournament final and the NCAA Tournament quarterfinals ... Over his two seasons at GCU the Lopes finished 48-13 overall (.787 winning percentage), made the MPSF Tournament finals twice (one title), and made the NCAA Tournament twice.

GCU CAREER HIGHS

KILLS: 14, 2x, LAST VS. USC, 2024

ACES: 3 AT UC SAN DIEGO, 2024


BLOCKS: 9, vs. STANFORD, 2024

BLOCK SOLOS: 4, 2x, LAST VS. BYU, 2023

DIGS: 5, 3x, LAST VS. UCLA, 2024

CAREER STATISTICS

| YEAR | SP | MP | K | KPS | E | TA | PCT | A | SA | D | DPS | BS | BA | TB | BPS | PTS | PPS |
|---------------|------------|-----------|------------|-------------|-----------|------------|-------------|-----------|-----------|-----------|------------|-----------|------------|------------|-------------|--------------|-------------|
| 2023 | 75 | 25 | 93 | 1.24 | 27 | 157 | .420 | 5 | 2 | 26 | .35 | 24 | 39 | 63 | 0.84 | 138.5 | 1.85 |
| 2024 | 110 | 31 | 216 | 1.96 | 48 | 318 | .528 | 10 | 9 | 60 | .55 | 17 | 132 | 149 | 1.35 | 308.0 | 2.80 |
| TOTALS | 209 | 56 | 309 | 1.70 | 75 | 475 | .501 | 15 | 11 | 86 | .46 | 41 | 171 | 212 | 1.14 | 446.5 | 2.44 |



#2 JAIDIN RUSSELL

6-5 / FRESHMAN

OPPOSITE

NEWTON, MASS.

NEWTON SOUTH HS

Club

Played for Smash Volleyball Club ... USAV Club MVP.

Personal

Son of Jennifer Roser and Roger Russell ... has a brother and sister ... lists his greatest thrill in sports as traveling to Poland and training with some of the world's best players ... names U.S. Men's National Team player Taylor Averill as the famous athlete he most admires ... hobbies and interests include anime, public speaking ... can play the ukulele ... interesting in playing pro volleyball and coaching.

2024

Did not appear in a match for the Bruins in 2024 ... helped the Bruins earn their second consecutive NCAA title.

High School

2023 Volleyballmag.com Fab 50 recruit ... named two-time All-Scholastic and All-Star ... served as team captain for two seasons ... also played basketball.



#3 LUCA CURCI

6-3 / SOPHOMORE

OUTSIDE HITTER

NEWPORT BEACH, CALIF.

NEWPORT HARBOR HS

2024

Saw action in 17 matches ... played at outside hitter, libero and was used as a serving sub ... had a best of five kills vs. USC (h) ... three kills in match vs. Grand Canyon ... posted a pair of aces at Pepperdine ... registered a .955 serve reception percentage on 133 attempts ... had multiple digs in six matches ... high of 8 digs against Morehouse ... six digs against Ohio State in Texas ... saw brief action in NCAA matches against Fort Valley State (1 kill) and UC Irvine... Helped UCLA earn its second consecutive NCAA title in 2024.

High School

Named the 2023 VolleyballMag.com Boys' High School Player of the Year ... selected to the first-team 2023 VolleyballMag.com Boys' HS All-America team ... named to 2023 Volleyballmag.com Fab 50 recruit list ... AVCA first-team High School All-America team selection ... helped lead his high school team to back-to-back CIF-SS Division I titles ... had 17 kills in the CIF Championship Match win ... as a senior, he was named the CIF-SS Division I Co-Player of the Year and the *Orange County Register* Player of the Year ... finished his high school career with 495 kills and hit .360 with 59 blocks and 131 digs.

Club

Played for Balboa Bay Volleyball Club.

USA Volleyball

Named to the U18 U.S. Training Series roster.

Personal

Son of Anthony and Erin Curci ... has one sister ... dad was a member of the 1989 NCAA men's volleyball championship team at UCLA ... his greatest athletic thrill to date is winning the CIF volleyball championship ... hobbies include basketball, soccer and playing FIFA ... lists the NBA's Scoot Henderson as the famous athlete he most admires ... interested in a career in business.

VCU CAREER HIGHS

KILLS: 14, 2x, LAST VS. USC, 2024

ACES: 3 AT UC SAN DIEGO, 2024

BLOCKS: 9, vs. STANFORD, 2024

BLOCK SOLOS: 4, 2x, LAST VS. BYU, 2023

DIGS: 5, 3x, LAST VS. UCLA, 2024

CAREER STATISTICS

| YEAR | SP | MP | K | KPS | E | TA | PCT | A | SA | D | DPS | BS | BA | TB | BPS | PTS | PPS |
|------|----|----|---|------|---|----|------|---|----|----|------|----|----|----|------|------|------|
| 2024 | 46 | 17 | 9 | 0.20 | 5 | 18 | .222 | 5 | 2 | 27 | 0.59 | 0 | 0 | 0 | 0.00 | 11.0 | 0.24 |



#4 THIAGO ZAMPROGNO

6-7 / R-FRESHMAN

MIDDLE BLOCKER

FORT LAUDERDALE, FLA.

CARDINAL GIBBONS HS

2024

Did not appear in a match for the Bruins in 2024 ... helped the Bruins earn their second consecutive NCAA title.

High School

Played four seasons of varsity volleyball ... hit .404 as a senior with 241 kills and 92 total blocks ... had a .433 hitting percentage with 227 kills as a junior with 68 total blocks ... named *Miami Herald* Player of the Year in 2023 and 2021 ... All-Broward first-team selection in 2020-23 ... 2023

Volleyballmag.com honorable mention HS All-America selection ... named to the Volleyballmag.com Top 25 Underclassman to Watch List.

Club

Played for Ocean Bay Volleyball Club.

USA Volleyball

Named to the U19 U.S. National Training Team ... participated in the National Training Team Development Program (NTDP) 2020-23.

Personal

Bruno and Vanessa Zamprogno ... has one older brother Raphael ... lists Kobe Bryant, Muhammad Ali, Roger Federer and Brazilian volleyball star Bruno Rezende as the famous athletes he most admires ... hobbies include chess, basketball, beach volleyball, music, podcasts, movies and video games ... he is fluent in Portuguese and knows basic Spanish ... interested in a career in the business world ... born in Brazil.



#5 CALEB SAPP

6-8 / FRESHMAN

OPPOSITE

UPLAND, CALIF.

CLAREMONT HS

HIGH SCHOOL

Was a four-year varsity letter winner and was named to the first-team Baseline League squad the past two seasons ... in 2022 he recorded over 500 kills, 44 aces and 45 blocks for Claremont HS... Sapp was selected for the 2022-23 National Training and Development program with the U.S. Boys' U19 National Team ... Played for Balboa Bay Volleyball Club which captured first-place at the 2023 AAU Nationals 17s Open and second-place at the 2022 AAU Nationals 16s Open.



#6 SPENCER GRAVES

6-5 / FRESHMAN

MIDDLE BLOCKER

PACIFIC PALISADES, CALIF.

LOYOLA HS

Club

Played for Manhattan Beach Surf Volleyball Club ... 2023 AAU 18 Open National Championships ... 2023 volleyballmag.com second-team All-America selection.

Personal

Son of Helen and Scott Graves ... has one older brother ... his parents each attended UCLA ... lists his biggest athletic thrill to date as winning the AAU national championship ... the famous athlete he most admires is Kobe Bryant ... hobbies include music, golf and surfing ... able to play three musical instruments ... interested in a career in business.

2024

Did not see match action... helped the Bruins earn their second consecutive NCAA title.

High School

Helped lead Loyola HS to a 29-2 record and the CIF regional crown with wins over Scripps Ranch, Corona del Mar and Newport Harbor ... AVCA first-team High School All-America team selection ... named to the second-team VolleyballMag.com 2023 Boys' HS All-America team ... 2023 Volleyball Mag Fab 50 Player ... team captain for 2023 AVCA High School National Champions ... hit over .600 his senior season.

USA Volleyball

USA Volleyball U21 Training Series player.



#7 ANDREW ROWAN

6-6 / JUNIOR

SETTER

TRABUCO CANYON, CALIF.

J SERRA HS

High School

Played boys' volleyball at J Serra Catholic HS in San Juan Capistrano ... as a senior, he hit .300 with 396 kills, 46 aces and 44 total blocks ... named to the top five of Volleyballmag.com's Fab 50 recruit list ... was named to the 2021 USA Youth National Team ... also named to the USA Collegiate National Training team as a high school junior ... widely considered to be the top setter in the recruiting class.

USA Volleyball

Named the tournament's best setter after helping the U.S. win gold at the 2023 Pan Am Cup Final Six in Alberta, Edmonton ... played for the U.S. in the 2023 U21 FIVB World Championships (U.S. finished 13th) ... helped lead the U.S. Men's U21 National Team to the gold medal at the Pan American Cup competition in Cuba in the summer of 2022 ... selected Best Setter, Best Server and MVP by the coaches at the 2022 Pan American Cup.

Club

Played for OCVC Volleyball Club.

Personal

Son of Angela and Chuck Rowan ... has two brothers, Christopher and Shawn, and three sisters, Teresa, Katie and Veronica ... hobbies include playing pickup basketball and going to the beach.

2024

Saw action in 30 matches ... AVCA first-team All-America selection ... MPSF first-team ... named to the NCAA Championship all-tournament team ... directed the Bruin offense to a .372 hitting percentage, which led the nation ... his 10.06 set assists mark ranked 10th in the NCAA and second in MPSF ... had team-high 40 aces and rated 8th in the MPSF with 0.35 aces per set average ... had at least one kill in 26 of 30 matches, including a season-high five kills in matches against Grand Canyon and UCI ... had multiple aces in 12 contests with a high of 6 at Lewis ... at least four digs in 19 matches ... multiple blocks in 20 matches with a high of 7.0 vs. UC Santa Barbara ... named Off the Block's National Setter of Week after team hit combined .350 in a pair of wins over GCU ... has at least one kill in 26 matches ... OTB's National Setter of Week after leading team to combined .425 percentage in the two regular season USC match wins.

2023

AVCA Newcomer of the Year (first Bruin since Brandon Taliaferro in 1997 to earn the award) and MPSF Freshman of the Year ... AVCA first-team All-America selection and first-team All-MPSF pick ... led all MPSF players with 50 aces on the season ... had multiple aces in 17 matches with a best of 6 vs. UCSD ... had a least one ace in 20 of the final 22 matches of the season ... ranked 12th in the nation in aces per set (0.46) and ninth in set assist average (10.14) ... saw action in all 33 matches, with 28 starts ... set the team to at least a .400 hitting percentage in 14 matches ... UCLA led the nation in hitting percentage (.382) ... registered multiple blocks in 17 contests ... named Off the Block's Setter of the Week for his play on the trip to Grand Canyon when the team hit over .400 in both matches ... AVCA National Player of the Week for his outstanding play in two regular season wins over Long Beach (team hit a season-best .551 in one match) ... finalist for the Lloyd Ball Award presented to the nation's top setter.

UCLA

KILLS: 5, 2X LAST VS. GRAND CANYON, 2024

SET ASSISTS: 61 AT BYU, 2024

ACES: 6, 2X LAST VS. UC SAN DIEGO, 2023

BLOCK ASSISTS: 7, VS. UC SANTA BARBARA, 2024

DIGS: 10 VS. PENN STATE, 2023

CAREER STATISTICS

| YEAR | SP | MP | K | KPS | E | TA | PCT | A | SA | D | DPS | BS | BA | TB | BPS | PTS | PPS |
|---------------|------------|-----------|-----------|-------------|-----------|------------|-------------|-------------|-----------|------------|-------------|-----------|------------|------------|-------------|--------------|-------------|
| 2023 | 108 | 33 | 28 | 0.26 | 11 | 77 | .221 | 1095 | 50 | 104 | 0.96 | 13 | 43 | 56 | 0.52 | 112.5 | 1.04 |
| 2024 | 115 | 30 | 52 | 0.45 | 13 | 100 | .390 | 1157 | 40 | 134 | 1.17 | 1 | 62 | 63 | 0.55 | 124.0 | 1.08 |
| TOTALS | 223 | 63 | 80 | 0.35 | 24 | 177 | .315 | 2252 | 90 | 238 | 0.69 | 14 | 105 | 119 | 0.57 | 236.5 | 1.05 |



#8 MICAH WONG DIALLO

6-9 / SOPHOMORE

MIDDLE BLOCKER

LOS ANGELES, CALIF.

JOHN MARSHALL HS

2024

Saw action against Morehouse and totaled six kills and four blocks ... helped te Bruins earn their second consecutive NCAA titles.

High School

2023 Volleyballmag.com Fab 50 recruit ... hit .356 his senior season at John Marshall HS with 189 kills and 22 total blocks in his first year on the volleyball team ... played four seasons of basketball

... All-City first-team selection ... Fab 50 recruit according to volleyballmag.com ... named All-Northern League ... attended Loyola HS his freshman year before transferring to John Marshall HS.

Club

Played for So Cal Legends Volleyball Club ... earned a bronze medal in the Chi-Town Tournament.

USA Volleyball

Earned a silver medal playing for the U.S. 2023 Men's U21 Pan American Cup team ... was selected by USA Volleyball to the training roster for the 2023 FIVB Men's U21 World Championship.

Personal

Son of Cindy Wong ... has a younger brother and sister ... lists his biggest sports thrill to date as representing Team USA in the Pan American Cup in Cuba ... the famous athletes he most admires are Kobe Bryant and Brian Scalabrin ... hobbies include watching anime, playing video games, listening to music and playing basketball.



#9 TRENT MICAH WONG DIALLO

6-9 / SOPHOMORE

SETTER

SAN CLEMENTE, CALIF.

J SERRA HS

Club

Played for Balboa Bay Volleyball Club where he earned a plethora of awards and accolades ... While with the Balboa Bay Club earned MVP at the AAU Boy's Junior Nationals event in 2024, and earned the Gold Medal with his squad ... In 2023 while playing for the Balboa Bay U17 team he earned a spot on the All-Tournament team at the AAU Boy's Junior Nationals event and won the gold medal ... Played for 949 Athletics Volleyball Club during the 2021-22 season and earned All-American honors at AAU Nationals in Orlando, Florida (June 27-30, 2022), and his team earned the Bronze Medal at AAU Nationals in Orlando ... He also earned All-Tournament honors at the

MLK Invitational (Jan. 15-17, 2021)

USA Volleyball

Was selected to participate on the 2024 US Men's U21 National Team that earned the Gold Medal in the NORCECA U21 Continental Championships in Nogales, Mexico Summer 2024 ... Selected to participate on the 2023 US Boy's U19 National Team that got 4th Place – U19 World Championship in San Juan Argentina ... Earned a spot on the U19 USA Volleyball squad which earned the Gold Medal at the NORECA U19 Continental Championships in Guatemala in March of 2023 ... Was also selected by USA Volleyball to the 2022 U.S. Men's U19 National Training Team that trained in Anaheim from May 11-May 20th in preparation for 2022 Pan-Am Cup in Guatemala City.

Personal

Son of Brandon and Heidi Taliaferro... His father Brandon is a current assistant coach and earned two NCAA titles during his playing days in Westwood ... Chose UCLA Because of the great coaches, great teammates, great history, and great competition.



#10 SEAN McQUIGGAN

6-11 / REDSHIRT SOPHOMORE

MIDDLE BLOCKER

REDONDO BEACH, CALIF.

MIRA COSTA HS

2024

Saw action in 17 matches with 14 starts ... honorable mention All-MPSF ... hit over .400 in eight MPSF contests ... registered at least four kills in 11 matches with a high of 9 at Pepperdine ... had two aces each at BYU and Stanford ... recorded multiple blocks in 14 matches with a high of six against both Grand Canyon and BYU ... Helped the Bruins earn their second consecutive NCAA title.

2023

Saw action in one match during the season versus Purdue Fort Wayne ... Helped the Bruins earn the 2023 NCAA title.

2022

Did not see match action in his first year in the program.

High School

Member of the 2021 CIF Champions and the 2021 California State Championship Team at Mira Costa HS ... selected a Volleyballmag.com Fab 50 recruit ... named one of 25 Underclassmen to Watch by volleyballmag.com.

Club

Played for Rockstar Volleyball Club ... member of the 2018 BJNC National Champions in his 15s year.

Personal

Son of David McQuiggan ... has an older sister, Caroline ... the NBA's Kobe Bryant is the famous athlete he most admires ... enjoys going to the beach and hanging out with friends ... likes to cook ... interested in a career in the business world ... named to the Athletic Director's Honor Roll for Fall 2022, Spring 2022 and Fall 2021.

UCLA CAREER HIGHS

KILLS: 9, AT PEPPERDINE, 2024

CAREER STATISTICS

| YEAR | SP | MP | K | KPS | E | TA | PCT | A | SA | D | DPS | BS | BA | TB | BPS | PTS | PPS |
|---------------|-----------|-----------|-----------|-------------|-----------|------------|-------------|----------|----------|-----------|-------------|----------|-----------|-----------|-------------|--------------|-------------|
| 2023 | 1 | 1 | 0 | 0.00 | 0 | 0 | .000 | 0 | 0 | 0 | 0.00 | 0 | 0 | 0 | 0 | 0.0 | 0.00 |
| 2024 | 53 | 17 | 72 | 1.36 | 15 | 116 | .491 | 2 | 8 | 19 | 0.28 | 7 | 51 | 58 | 1.09 | 112.5 | 2.12 |
| TOTALS | 54 | 18 | 72 | 1.33 | 15 | 116 | .491 | 2 | 8 | 19 | 0.28 | 7 | 51 | 58 | 1.09 | 112.5 | 2.12 |



#11 COOPER ROBINSON

6-7 / REDSHIRT SOPHOMORE

OUTSIDE HITTER

PACIFIC PALISADES, CALIF.

LOYOLA HS

2024

Saw action in 28 matches with 25 starts ... second-team All-MPSF selection ... honorable mention AVCA All-America pick ... ranked 20th in the NCAA in attack percentage (.332) ... double-digit kills in 14 contests with a high of 23 against UC Irvine ... first UCLA player to record back-to-back 20 kill matches since Jake Arnitz ... ninth in the MPSF in points per set average (3.36) after having 20 matches with double-digits in points ... seventh in the MPSF in aces per set (0.37) and registered at least three aces in 5 contests ... 20 matches with double-digit points... multiple aces in 11 matches ...3 aces v. USC, GCU, USC, Loyola, Ohio State ... 10 kills vs. Stanford ... 11 kills vs. Penn State ... 13 kills at BYU ... 10 kills vs. Pepperdine ... 10 kills in regular season win over Beach ... named AVCA National Player of the Week, OTB's National Attacker of the Week and MPSF Offensive POW for his performances against UCI ... 9 kills off bench vs. UCSB; 11k, 6 blocks vs. Ohio State; 10 kills, 3 aces at Loyola.

2023

Saw action in 14 matches with two starts (UC San Diego and CSUN) ... had multiple kills in five matches with a season-high of five kills at CSUN ... served up a season-best three aces against UCSD ... credited with six digs at CSUN and four vs. UCSD.

2022

Did not see match action in his first year in the program.

High School

Named to the 2020 Boys' 25 Underclassmen to Watch List by Volleyballmag.com. ... his Loyola High School team advanced to the CIF SS semifinals in 2018, 2019 and 2021.

Club

Played for SCVC ... was a member of 2019 gold medal winning SCVC team at Boys Junior Nationals (Open Div. 17's).

Personal

Son of Bob and Leanne Robinson ... has two sisters, Julia and Charlie ... Charlie played women's volleyball at Marymount HS and UC Santa Barbara ... dad played water polo at UCLA ... in his spare time, he loves going to the beach with friends, eating Japanese food, hanging out with family and playing beach volleyball ... favorite athlete is Kobe Bryant ... earned a spot on the Athletic Director's Honor Roll for Fall 2021, Spring 2022, Fall 2022 and Winter 2023 ... named to the 2023 Pac-12 Spring Honor Roll.

UCLA CAREER HIGHS

KILLS: 23, vs UC IRVINE, 2024

ACES: 3 vs. UC SAN DIEGO, 2023

BLOCKS: 6, vs. OHIO STATE, 2024

BLOCK ASSISTS: 5, 2X, LAST vs. UC IRVINE, 2024

DIGS: 8, vs. UC IRVINE, 2024

CAREER STATISTICS

| YEAR | SP | MP | K | KPS | E | TA | PCT | A | SA | D | DPS | BS | BA | TB | BPS | PTS | PPS |
|---------------|------------|-----------|------------|-------------|-----------|------------|-------------|-----------|-----------|-----------|-------------|----------|-----------|-----------|-------------|------------|-------------|
| 2023 | 22 | 14 | 19 | 0.86 | 8 | 41 | .268 | 2 | 5 | 10 | 0.45 | 0 | 3 | 3 | 0.14 | 25.5 | 1.16 |
| 2024 | 95 | 28 | 250 | 2.63 | 82 | 506 | .332 | 39 | 35 | 73 | 0.77 | 5 | 59 | 64 | 0.67 | 319.5 | 3.36 |
| TOTALS | 117 | 42 | 269 | 2.30 | 90 | 547 | .322 | 41 | 40 | 83 | 0.69 | 5 | 62 | 67 | 0.57 | 345 | 2.97 |



#12 SEAN KELLY

6-7 / FRESHMAN


OUTSIDE HITTER

MANHATTAN BEACH, CALIF.

LOYOLA HS

High School

Kelly was named the 2023 CIF Div. I Player of the Year at Loyola High School which won the HS National Championship ... Loyola also captured the 2023 CIF State Championship ... Kelly is a three-time volleyballmag.com Top 25 Underclassman selection ... He represented the U.S. and was the team captain at the U19 FIVB World Championships where the team recorded a best-ever finish of fourth ... Kelly totaled 17 kills in the bronze medal match ... He also helped the U.S. earn the Gold Medal at the 2023 NORCECA Pan Am Games and was named Best Spiker ... In 2022, he was the U19 captain and a gold medalist at the Pan Am Games where he was named MVP and Best Spiker ... Kelly plays club volleyball for MB Surf which captured the gold medal at the 2023 AAU Boys' Nationals 18 Open ... He was also a gold medalist and MVP at the 2023 SoCal Cup 18 Open.



#14 MATTHEW AZIZ

6-1 / REDSHIRT JUNIOR

LIBERO

BURBANK, CALIF.

NOTRE DAME HS

2024

Saw action in 13 matches at libero ... credited with five or more digs in 10 contests with a high of 10 digs in his first start of the season at USC ... nine digs in the home win over the Trojans ... also had nine digs in the NCAA Championship match against Long Beach State ... credited with seven digs in win against Penn State ... had five digs in matches against Ohio State, Grand Canyon and Concordia ... led team in digs in five matches.

2023

Did not see match action.

2022

Saw action in 8 matches ... had 4 or more digs in 4 matches with a season-high of 6 vs. Long Beach State and Concordia.

High School

Played boy's volleyball, boy's beach volleyball and boy's soccer in high school and was named Notre Dame HS Male Athlete of the Year for 2021 ... named first-team all-league in boy's volleyball in 2018-19 and 2020-21 ... team MVP in 2018, 2019, 2021 ... 2018 Tesoro All-Tournament team selection ... 2019 Sylmar Invitational All-Tournament team pick ... named to the AVCA Boys High School All-America Watchlist ... 2021 CBVA Long Beach Beach Volleyball Champion ... 2019 IBVL Varsity Beach Volleyball runners-up ... second-team all-league selection in soccer for 2020-21.

Club

Played for San Gabriel Elite Volleyball Club ... named to the 2020 Fall SoCal Cup All-Tournament team ... team earned bronze medal in 18s USA National Championships in Kansas City for 2021 ... won gold medal in 18 USA SCVA Junior Boys Invitational for 2021 ... captured silver in 18 Open SCVA West Coast Classic for 2021 ... bronze medlist in 2019 17Open SCVA Holiday Classic ... won silver medal in the 15Open AAU National Championship in 2018 ... earned bronze medal in 14Open SCVA Junior Boys Invitational for 2017.

Personal

Son of Muhaned and Bedoor Aziz ... Has an older sister, Shereen ... his biggest athletic thrill to date has been winning bronze in 2021 at 18USA Junior Olympics in his last club competition ... lists the NFL's Russell Wilson, tennis' Roger Federer and soccer's Cristiano Ronaldo as the famous athletes he most admires ... loves to play beach volleyball and hang out with friends ... big pro soccer fan ... would like to become a dentist ... named to the Athletic Director's Honor Roll for

UCLA CAREER HIGHS

DIGS: 10, AT USC, 2024

CAREER STATISTICS

| YEAR | SP | MP | K | KPS | E | TA | PCT | A | SA | D | DPS | BS | BA | TB | BPS | PTS | PPS |
|---------------|-----------|-----------|----------|-------------|----------|----------|-------------|----------|----------|-----------|-------------|----------|----------|----------|----------|------------|-------------|
| 2022 | 24 | 8 | 0 | 0.00 | 0 | 0 | .000 | 0 | 0 | 21 | 0.88 | 0 | 0 | 0 | 0 | 0.0 | 0.00 |
| 2023 | DNP | | | | | | | | | | | | | | | | |
| 2024 | 48 | 13 | 0 | 0.00 | 0 | 0 | .000 | 5 | 0 | 71 | 1.48 | 0 | 0 | 0 | 0 | 0.0 | 0.00 |
| TOTALS | 72 | 21 | 0 | 0.00 | 0 | 0 | .000 | 5 | 0 | 92 | 1.25 | 0 | 0 | 0 | 0 | 0.0 | 0.00 |



#15 CHRISTOPHER HERSH

6-9 / REDSHIRT SOPHOMORE

MIDDLE BLOCKER

CUPERTINO, CALIF.

ST. FRANCIS HS

2023

Did not see match action in his second season in the program ... Helped the Bruins earn a second consecutive NCAA title.

2022

Did not see match action in his first season in the program ... Helped the Bruins earn the NCAA title.

High School

Attended St. Francis High School his last two years after beginning at Cupertino HS ... selected a Volleyballmag.com Fab 50 recruit.

Club

USA Volleyball All-Tournament selection in 2022 ... SoCal Cup All-Tournament 2021.

Personal

Son of Karen and Eric Hersh ... has two older siblings, Alexander and Brayden ... lists Lamelo Ball, Lonzo Ball and Kerri Walsh Jennings as the famous athletes he most admires ... loves playing beach volleyball, golf and listening to music in his spare time ... member of the marching band and symphonic band.



#16 IDO DAVID

6-7 / SENIOR

OPPOSITE

KIRYAT ATA, ISRAEL

HOF HAsHARON

2024

Saw action in 28 matches with 18 starts ... had five double-digit kill matches and a season-high of 15 kills at Long Beach State ... had nine multi ace matches with a high of five service winners at Lewis ... rated 24th in the NCAA and fifth in the MPSF in ace average (0.40) ... registered three aces in the NCAA Championship match versus Long Beach ... had 10 matches with five or more digs ... had 14 matches with multiple blocks ... totaled 22 kills over a pair of matches at BYU ... had season-best five aces at Lewis to go with 9 kills and added 12 more kills at Loyola to be named Off the Block National Opposite of the Week ... totaled 9 kills and 9 digs at UC Irvine ... 10 kills vs. Fort Valley State in opener.

2023

First-team All-AVCA All-America selection and first-team All-MPSF pick ... named to the NCAA Championship All-Tournament team after recording 17 kills in semis against Long Beach and a season-high 23 kills in championship match versus UH ... led team with 21 double-digit kill matches, including five with 20 or more kills (20 vs. UCSD, 21 vs. BYU, 21 vs. Penn St., 21 at UH, 23 vs. UH) ... had multiple aces in 12 contests ... rated 22nd in the NCAA in ace average

(0.40) ... had at least three digs in 21 matches ... ranked 13th in the NCAA in hitting percentage (.369) and 19th in kills per set average (3.69) ... named MPSF POW for his play in the OUTRIGGER Invitational when he combined for 42 kills against UH and Penn State ... named Off the Block Opposite of the Week after 16-kill effort against CSUN (1/27).

2022

Named to the MPSF All-Freshman team and was an honorable mention All-MPSF selection ... played in 22 matches, with nine starts ... led team in kills in 8 matches and had 7 double-digit kill matches ... posted a season-high 24 kills at BYU (4/16) to earn Molten/MPSF Offensive POW honors ... fired off a season-high 4 aces at UCSD and finished 4th in MPSF aces/set (0.41) ... had multiple aces in 9 matches ... AVCA National POW (2/8) and MPSF Offensive Player of the Week for his play in wins over UC Irvine after he had 39 kills and hit .442 ... only Bruin with 20 kills in a 2022 match (h v. UCI-20; at BYU-24) ... totaled 14 kills in his first collegiate action v. Ohio St. (1/21).

Before UCLA

Joined the Israeli Senior National Team in 2018 and played this past summer in the CEV European Silver League ... his team was champion of the Israeli Super League in 2019 and 2020 ... named MVP of the Super League in 2019 ... spent time with the Israel Youth National Team in 2017 ... has also been a member of the Israeli U20 National Team in 2018-2019 and from 2018-20, he saw action with his club, Hapoel Matte Asher-Akko.

Club

Played for Hapoel Matte Asher-Akko Club ... his team captured the Israel Championship twice and the Israel Cup once.

Personal

Son of Rachel and Beni David ... Has two sisters, Sharon and Keren ... loves the beach ... named to the Athletic Director's Honor Roll in Spring 2022 ... political science major.

| UCLA CAREER HIGHS | CAREER STATISTICS |
|--|---|
| KILLS: 24 AT BYU, 2022 | YEAR SP MP K KPS E TA PCT A SA D DPS BS BA TB BPS PTS PPS |
| POINTS: 25.5 vs. HAWAII, 2023 | 2022 61 22 178 2.92 54 318 .390 3 25 37 .061 1 18 19 0.31 213.0 3.49 |
| ACES: 4 AT UC SAN DIEGO, 2022 | 2023 98 29 362 3.69 109 685 .369 8 39 116 1.18 5 54 59 0.60 433.0 4.42 |
| BLOCK ASSISTS: 7 vs. PEPPERDINE, 2023 | 2024 87 28 165 1.90 62 379 .272 11 35 96 1.10 4 40 44 0.51 224.0 2.57 |
| DIGS: 9, LAST AT UC IRVINE, 2024 | TOTALS 246 79 705 2.87 225 1382 .350 22 99 249 1.02 10 112 122 0.49 870 3.54 |



#19 DAVID DECKER

6-9 / REDSHIRT SOPHOMORE

OPPOSITE

WINSTON-SALEM, N.C.

CARDINAL GIBBONS HS

2024

Saw action in five matches ... had a season-high three kills vs. Morehouse ... recorded an ace in a win over Fort Valley State ... had two blocks vs. Morehouse ... also saw action in matches versus Ohio State, Penn State and UC Santa Barbara.

2023

Did not see match action in his first season in the program.

High School

Played his senior season of volleyball for one of Florida's top high school programs at Cardinal Gibbons HS ... Had over 500 total attacks and 253 kills to go along with 85 aces and 59 total blocks as a senior ... also lettered in tennis at No. 1 doubles and No. 2 singles ... played center on the basketball team ... named All-Broward County boy's volleyball first team ... listed on VolleyballMag.com's Boys 25 Underclassmen to Watch.

Club

Played for Ocean Bay Volleyball Club.

Personal

Son of Benjamin and Lauren Decker ... has three sisters - Kaitlin, Eliabeth and Charlotte ... his biggest thrill in sports to date has been going to the state volleyball semifinals as a senior before a packed gym ... his favorite athlete is Kobe Bryant ... hobbies include snowboarding, surfing, watching movies, spending time with family and friends, playing beach volleyball, basketball, tennis, golf and card games ... interested in becoming an engineer ... named to the UCLA Athletic Director's Honor Roll for Winter 2023 and Fall 2022.



#20 MATTHEW CHUN

5-7 / FRESHMAN

LIBERO

HONOLULU, HAWAII

PUNAHOU SCHOOL

High School

Played four seasons at Punahou School in Honolulu Hawaii ... Earned All-Hawaii first-team honors and was named to the Hawaii Fab 15 his senior season ... Won the Hawaii state title during senior year at Punahou School ... Played club volleyball for Outrigger Canoe Club where he earned All-Tournament team honors at the USAV U15 and U17 levels.

Personal

Son of Kimo and JJ Chun ... Has two older sisters, Kristen and Ashley ... His greatest pre-UCLA athletic thrill was winning the Hawaii State Championship ... Got into UCLA as a student before joining the men's volleyball program in the fall ... His father, Kimo, played football at UCLA in the mid-1980s.



#21 ZACH RAMA

6-8 / SOPHOMORE

OUTSIDE HITTER

PHOENIX, ARIZ.

SANDRA DAY O'CONNOR HS

George Mason (10), CUI (11), Purdue Fort Wayne (12), at Hawai'i (12), Pepperdine (12) ... recorded a season-best of three aces in a win at CUI ... credited with season-best seven digs and four blocks in win over Pepperdine ... saw his first action at CSUN in January.

High School

Named to the top five of Volleyballmag.com's Fab 50 list ... Played volleyball at Sandra Day O'Connor HS in Phoenix ... as a senior, his team was unbeaten and considered one of the top teams in the nation ... 2022 6A State Volleyball Champs ... named the Arizona Player of the Year in 2021 ... named to the 2021 USA Youth National team.

USA Volleyball

Member of the U.S. team which won gold at the 2023 Pan Am Cup Final Six in Alberta, Edmonton ... played for the U.S. in the 2023 FIVB U21 World Championships (U.S. finished 13th) and had a high of 18 kills vs. Czechia in a pool play match ... helped lead the U.S. Men's U21 National Team to the gold medal at the Pan American Cup competition in Cuba in the summer of 2022 ... selected Best Attacker by the coaches at the 2022 Pan American Cup.

Club

Played for Arizona Fear Volleyball Club.

Personal

Son of Shoni and Rick Rama ... has two sisters, Piper and Shea ... hobbies include playing basketball and video games ... his favorite athlete is the NBA's Paul George.

2024

Saw action in 25 matches with five starts (Morehouse, Lewis, Pepperdine, BYU, BYU) ... had five double-digit kill matches with a season-high of 21 at BYU ... had 16 kills in win over USC and 14 in the MPSF Championship match against Grand Canyon ... had season-high three aces in matches against Morehouse and UC Irvine ... season-high 10 digs in win over UC Irvine ... season-high six blocks in win at Lewis. ... also registered 12 kills at Pepperdine and 10 against Morehouse.

2023

Named to All-MPSF All-Freshman Team ... saw action in 18 matches with four starts (George Mason, CUI, Purdue Ft. Wayne, Pepperdine) ... recorded five double-digit kill matches vs.

UCLA CAREER HIGHS

KILLS: 21, LAST AT BYU, 2024

ACES: 3 AT CONCORDIA, IRVINE, 2023

BLOCK ASSISTS: 3 vs. PEPPERDINE, 2023

DIGS: 10 vs. UC IRVINE, 2023

CAREER STATISTICS

| YEAR | SP | MP | K | KPS | E | TA | PCT | A | SA | D | DPS | BS | BA | TB | BPS | PTS | PPS |
|---------------|------------|-----------|------------|-------------|-----------|------------|-------------|-----------|-----------|-----------|-------------|-----------|-----------|-----------|-------------|--------------|-------------|
| 2023 | 38 | 18 | 79 | 2.08 | 22 | 157 | .363 | 4 | 5 | 24 | 0.58 | 2 | 7 | 9 | 0.24 | 89.5 | 2.36 |
| 2024 | 64 | 25 | 140 | 2.19 | 40 | 272 | .368 | 17 | 13 | 49 | 0.77 | 16 | 4 | 25 | 0.45 | 169.5 | 2.65 |
| TOTALS | 102 | 43 | 219 | 2.19 | 62 | 429 | .377 | 21 | 18 | 73 | 0.70 | 18 | 11 | 34 | 0.40 | 259.0 | 2.60 |



#22 MATTHEW EDWARDS

6-9 / REDSHIRT JUNIOR

MIDDLE BLOCKER

IRVINE, CALIF.

WOODBIDGE HS

2024

Saw action in five matches ... had a season-high three kills vs. Morehouse ... recorded an ace in a win over Fort Valley State ... had two blocks vs. Morehouse ... also saw action in matches versus Ohio State, Penn State and UC Santa Barbara.

2023

Saw action in two matches during the season ... started against UC San Diego and registered three kills, three aces and three blocks ... also saw playing time against Concordia-Irvine.

2022

Did not see match action in his first season in the program.

High School

Three-year starter at middle blocker (soph and junior years) and outside hitter (as a senior) at Woodbridge HS ... named to the first-team all-league team ... named a team captain for the 2020-21 season ... selected a 2021 Volleyballmag.com Fab 50 recruit.

USA Volleyball

Named to the 2023 USA Volleyball Beach Collegiate National Team.

Club

Played for OCVC 17s and 18s ... In Jan. 2020, won bronze at BWVC, Chicago ... In Jan. 2021, won gold at BWVC, Indianapolis ... won bronze in the SoCal Cup Playoffs in 2021 at Seal Beach.

Personal

Son of Andrew Edwards and Deirdre Kelly ... has an older sister, Emma, who also attends UCLA ... lists Taylor Averill as the famous athlete he most admires ... loves playing beach volleyball ... enjoys deep sea fishing and badminton ... has taken trips to Ireland to visit his mom's family ... named to the Winter 2023, Fall 2022, Spring 2022 and Fall 2021 Athletic Director's Honor Roll.



#23 COLEMAN McDONOUGH

5-11 / JUNIOR

LIBERO

PITTSBURGH, PA.

SENECA VALLEY SENIOR HS

2024

Saw action in 15 matches as a serving sub and libero ... had a season-high five digs in matches against Fort Valley State and USC ... had multiple digs in six contests ... saw action in all three NCAA Tournament matches. ... starter in seven matches (Fort Valley St., Ohio State, Stanford, Concordia, USC (MPSF Tny), Grand Canyon (MPSF Tny)).

2023

Saw action in 13 matches, as a serving sub and libero ... registered two aces on the season, one at Stanford and one vs. Long Beach State in the NCAA semifinals ... had season-high three digs in win at USC ... registered two digs in home win over Pepperdine.

High School

Played boy's volleyball and was a four-year varsity starter at Seneca Valley Senior HS ... state 3A runners-up as a senior ... 2022 WPIAL MVP ... 2022 WPIAL 3A first-team all-star ... 2021 WPIAL Defensive Player of the Year ... 2021 WPIAL All-Star ... 2021 All-District First-Team ... 2021 Pennsylvania All-State selection ...

Club

Played for Vanguard Volleyball Club in Ohio.

Personal

Son of Karen and Jim McDonough ... has two older sisters - Madison and Isabella ... lists winning the 2021 SoCal Cup National Showcase with Vanguard Club as his biggest thrill in sports ... famous athletes he most admires include Michael Jordan and Sidney Crosby ... earned a spot on the UCLA Athletic Director's Honor Roll for Winter 2023 and Fall 2022.

UCLA CAREER HIGHS

KILLS: NA

POINTS: 1.0, LAST VS. LONG BEACH STATE, 2023

ACES: 1, LAST VS. LONG BEACH STATE, 2023

BLOCK ASSISTS: NA

DIGS: 3 AT USC, 2023

CAREER STATISTICS

| YEAR | SP | MP | K | KPS | E | TA | PCT | AST | SA | DG | DPS | BS | BA | TB | BPS | PTS | PPS |
|---------------|-----------|-----------|----------|-------------|----------|----------|------------|----------|----------|-----------|-------------|----------|----------|----------|------------|----------|-------------|
| 2023 | 30 | 13 | 0 | .000 | 0 | 0 | 0.0 | 0 | 2 | 7 | 0.1 | 0 | 0 | 0 | 0.0 | 2 | 0.1 |
| 2024 | 43 | 15 | 0 | .000 | 0 | 0 | 0.0 | 0 | 0 | 22 | 0.51 | 0 | 0 | 0 | 0.0 | 0 | 0.0 |
| TOTALS | 73 | 28 | 0 | .000 | 0 | 0 | 0.0 | 0 | 2 | 29 | 0.40 | 0 | 0 | 0 | 0.0 | 2 | 0.03 |



#24 KAHALE CLINI

6-3 / SOPHOMORE

OUTSIDE HITTER

HONOLULU, HAWAII

PUNAHOU SCHOOL

2024

Did not see any match action ... Helped UCLA earn its second consecutive NCAA title.

High School

2023 first-team All-State selection after helping lead Punahou to the Division I HHSAA State Championship ... totaled 334 kills and cranked out 57 aces in the 2023 season ... had a season-high of 10 aces in one match ... added 89 digs on the season ... 2023 VolleyballMag.com Top 25 Underclassman to Watch ... earned honorable mention on the 2023 VolleyballMag.com HS All-America team.

Club

Played for the Outrigger Club ... named all-tournament after his team placed third in the 2022 Winter Formal ... picked for the U17 all-tournament team at AAU Nationals in 2022.

USA Volleyball

Chosen as an alternate on 2023 U.S. National Team U19 squad at the NORCECA Continental Championships ... also selected for the U19 team at the Pan Am Cup ... picked for the U.S. National Team Training squad.

Personal

Son of Max Clini and Jaylin Westchester ... has one older brother ... famous athletes he admires include Kobe Bryant and French volleyball star Earvin N'gapeth ... enjoys surfing and going to the beach ... hobbies include playing golf; playing and listening to Hawaiian music ... half of his family lives in Italy and the other half lives in Hawai'i.



The 2023 UCLA Bruins celebrate NCAA Men's Volleyball Championship win No. 20 against Hawai'i at George Mason University.

2024 IN REVIEW

2024 OVERALL RECORD: 26-5 (13-1 home; 9-2 away; 4-2 neutral; 11-1 conference, 1st place MPSF, NCAA Tournament Champions)

| Date | Opponent | Score | Scores by Set | MPSF | Overall | Att. |
|----------|------------------------------------|--------|-----------------------------------|------|---------|------|
| Jan. 4 | Fort Valley State | W, 3-0 | 25-18, 25-12, 25-17 | | 1-0 | 1011 |
| Jan. 4 | Morehouse | W, 3-0 | 25-9, 25-15, 25-6 | | 2-0 | 1011 |
| Jan. 11 | @ Lewis | W, 3-1 | 25-23, 22-25, 28-26, 25-23 | | 3-0 | 1100 |
| Jan. 13 | @ Loyola Chicago | W, 3-0 | 25-20, 25-22, 25-21 | | 4-0 | 3334 |
| Jan. 19 | Ohio State (First Point Challenge) | L, 2-3 | 25-19, 25-23, 18-25, 23-25, 13-15 | | 4-1 | 2552 |
| Jan. 20 | Penn State (First Point Challenge) | W, 3-0 | 25-20, 25-19, 25-15 | | 5-1 | 2485 |
| Jan. 25 | UC Santa Barbara | L, 2-3 | 28-30, 25-23, 23-25, 25-23, 13-15 | | 5-2 | 1621 |
| Jan. 26 | @ UC San Diego | W, 3-0 | 25-18, 27-25, 25-17 | | 6-2 | 2474 |
| Jan. 31 | @ UC Irvine | W, 3-2 | 25-18, 25-15, 23-25, 21-25, 15-9 | | 7-2 | 2644 |
| Feb. 2 | UC Irvine | W, 3-1 | 25-23, 23-25, 28-26, 25-22 | | 8-2 | 1917 |
| Feb. 9 | @ Long Beach State | L, 1-3 | 25-22, 21-25, 25-27, 19-25 | | 8-3 | 4304 |
| Feb. 10 | @ Long Beach State | W, 3-1 | 29-27, 27-29, 25-19, 25-20 | | 9-3 | 3636 |
| Feb. 14 | Pepperdine* | W, 3-0 | 25-20, 25-20, 25-18 | 1-0 | 10-3 | 512 |
| Feb. 17 | @ Pepperdine* | W, 3-0 | 30-28, 25-11, 25-19 | 2-0 | 11-3 | 1017 |
| Feb. 23 | @ BYU* | L, 2-3 | 29-31, 25-23, 25-18, 21-25, 12-15 | 2-1 | 11-4 | 4514 |
| Feb. 24 | @ BYU* | W, 3-2 | 25-21, 21-25, 19-25, 25-23, 15-10 | 3-1 | 12-4 | 5024 |
| Feb. 29 | @ USC* | W, 3-0 | 25-20, 25-10, 25-14 | 4-1 | 13-4 | 2102 |
| March 2 | USC* | W, 3-1 | 26-24, 23-25, 25-17, 25-21 | 5-1 | 14-4 | 4727 |
| March 8 | Penn State (Big Ten Challenge) | W, 3-2 | 25-20, 21-25, 22-25, 25-21, 15-12 | | 15-4 | 142 |
| March 10 | Ohio State (Big Ten Challenge) | W, 3-0 | 25-23, 25-16, 25-20 | | 16-4 | 1076 |
| March 29 | Stanford* | W, 3-1 | 25-18, 25-22, 22-25, 25-18 | 6-1 | 17-4 | 1017 |
| March 30 | Stanford* | W, 3-0 | 25-17, 25-22, 25-20 | 7-1 | 18-4 | 1537 |
| April 5 | Grand Canyon* | W, 3-0 | 25-16, 25-22, 25-19 | 8-1 | 19-4 | 1479 |
| April 6 | Grand Canyon* | W, 3-2 | 24-26, 25-22, 25-23, 18-25, 15-8 | 9-1 | 20-4 | 2014 |
| April 11 | @ Concordia University Irvine* | W, 3-0 | 25-12, 25-17, 25-15 | 10-1 | 21-4 | 221 |
| April 13 | Concordia University Irvine* | W, 3-0 | 25-14, 25-16, 25-20 | 11-1 | 22-4 | 1942 |
| April 18 | @ USC (MPSF Tournament SF) | W, 3-0 | 25-22, 25-16, 25-21 | | 23-4 | 325 |
| April 20 | Grand Canyon (MPSF Tournament F) | L, 2-3 | 16-25, 26-24, 17-25, 25-19, 10-15 | | 23-5 | 492 |
| April 30 | Fort Valley State (NCAAs) | W, 3-0 | 25-14, 25-15, 25-15 | | 24-5 | 3024 |
| May 2 | UC Irvine (NCAAs) | W, 3-2 | 22-25, 25-20, 25-16, 18-25, 15-12 | | 25-5 | 3786 |
| May 4 | @ Long Beach State (NCAAs) | W, 3-1 | 25-21, 25-20, 27-29, 25-21 | | 26-5 | 3804 |

note: MPSF Championship Tournament played at USC and NCAA Championship Tournament played at Long Beach State

Home matches in bold played at Pauley Pavilion presented by Wescom, unless otherwise indicated.

*MPSF matches

2024 IN REVIEW

OVERALL STATISTICS: 26-5 (11-1 home; 9-2 away; 4-2 neutral)

Game Records

| Overall | Conference | Home | Away | Neutral |
|---------|------------|--------|-------|---------|
| 26 - 5 | 11 - 1 | 13 - 1 | 9 - 2 | 4 - 2 |

Team Box Score

| ## | Player | SP | Attack | | | | Set | | Serve | | | Dig | | | Blocking | | | | PTS | | | |
|------------------|--------------------|------------|-------------|--------------|------------|-------------|-------------|-------------|--------------|------------|------------|-------------|------------|------------|-------------|-----------|------------|--------------|-------------|-----------|----------|----------------|
| | | | K | K/S | E | TA | PCT | A | A/S | SA | SE | SA/S | RE | DIG | DIG/S | BS | BA | TOT/S | | BLK/S | BE | BHE |
| 1 | Nakamura, Hideharu | 20 | 0 | 0.00 | 0 | 0 | .000 | 1 | 0.05 | 0 | 0 | 0.00 | 2 | 21 | 1.05 | 0 | 0 | 0 | 0.00 | 0 | 0 | 0.0 |
| 3 | Curci, Luca | 46 | 9 | 0.20 | 5 | 18 | .222 | 5 | 0.11 | 2 | 12 | 0.04 | 6 | 27 | 0.59 | 0 | 0 | 0 | 0.00 | 0 | 0 | 11.0 |
| 7 | Rowan, Andrew | 115 | 52 | 0.45 | 13 | 100 | .390 | 1157 | 10.06 | 40 | 123 | 0.35 | 2 | 134 | 1.17 | 1 | 62 | 63 | 0.55 | 6 | 1 | 124.0 |
| 8 | Wong Diallo, Micah | 3 | 6 | 2.00 | 0 | 8 | .750 | 0 | 0.00 | 0 | 1 | 0.00 | 0 | 1 | 0.33 | 0 | 4 | 4 | 1.33 | 0 | 0 | 8.0 |
| 9 | Genis, Guy | 69 | 86 | 1.25 | 16 | 156 | .449 | 8 | 0.12 | 2 | 20 | 0.03 | 1 | 25 | 0.36 | 3 | 67 | 70 | 1.01 | 8 | 0 | 124.5 |
| 10 | McQuiggan, Sean | 53 | 72 | 1.36 | 15 | 116 | .491 | 2 | 0.04 | 8 | 19 | 0.15 | 0 | 15 | 0.28 | 7 | 51 | 58 | 1.09 | 5 | 1 | 112.5 |
| 11 | Robinson, Cooper | 95 | 250 | 2.63 | 82 | 506 | .332 | 39 | 0.41 | 35 | 86 | 0.37 | 26 | 73 | 0.77 | 5 | 59 | 64 | 0.67 | 6 | 0 | 319.5 |
| 12 | Knight, Alex | 91 | 89 | 0.98 | 25 | 183 | .350 | 25 | 0.27 | 8 | 19 | 0.09 | 25 | 70 | 0.77 | 0 | 24 | 24 | 0.26 | 2 | 0 | 109.0 |
| 13 | McHenry, Merrick | 115 | 217 | 1.89 | 27 | 325 | .585 | 9 | 0.08 | 38 | 98 | 0.33 | 2 | 68 | 0.59 | 7 | 107 | 114 | 0.99 | 6 | 0 | 315.5 |
| 14 | Aziz, Matthew | 48 | 0 | 0.00 | 0 | 0 | .000 | 5 | 0.10 | 0 | 0 | 0.00 | 0 | 71 | 1.48 | 0 | 0 | 0 | 0.00 | 0 | 0 | 0.0 |
| 16 | David, Ido | 87 | 165 | 1.90 | 62 | 379 | .272 | 11 | 0.13 | 35 | 60 | 0.40 | 1 | 96 | 1.10 | 4 | 40 | 44 | 0.51 | 2 | 1 | 224.0 |
| 17 | Flores, David | 39 | 0 | 0.00 | 0 | 0 | .000 | 76 | 1.95 | 0 | 1 | 0.00 | 0 | 10 | 0.26 | 0 | 2 | 2 | 0.05 | 0 | 0 | 1.0 |
| 18 | Sloane, Grant | 76 | 137 | 1.80 | 47 | 295 | .305 | 8 | 0.11 | 21 | 36 | 0.28 | 1 | 66 | 0.87 | 3 | 32 | 35 | 0.46 | 3 | 2 | 177.0 |
| 19 | Decker, David | 6 | 3 | 0.50 | 0 | 3 | 1.000 | 0 | 0.00 | 1 | 1 | 0.17 | 0 | 2 | 0.33 | 0 | 2 | 2 | 0.33 | 0 | 0 | 5.0 |
| 20 | Champlin, Ethan | 112 | 270 | 2.41 | 80 | 561 | .339 | 48 | 0.43 | 21 | 71 | 0.19 | 23 | 167 | 1.49 | 3 | 45 | 48 | 0.43 | 5 | 0 | 316.5 |
| 21 | Rama, Zach | 64 | 140 | 2.19 | 40 | 272 | .368 | 17 | 0.27 | 13 | 40 | 0.20 | 16 | 49 | 0.77 | 4 | 25 | 29 | 0.45 | 4 | 2 | 169.5 |
| 22 | Edwards, Matthew | 4 | 4 | 1.00 | 0 | 4 | 1.000 | 0 | 0.00 | 0 | 1 | 0.00 | 0 | 0 | 0.00 | 0 | 0 | 0 | 0.00 | 0 | 0 | 4.0 |
| 23 | McDonough, Coleman | 43 | 0 | 0.00 | 0 | 0 | .000 | 2 | 0.05 | 0 | 4 | 0.00 | 4 | 22 | 0.51 | 0 | 0 | 0 | 0.00 | 0 | 0 | 0.0 |
| UCLA | | 118 | 1500 | 12.71 | 412 | 2926 | .372 | 1413 | 11.97 | 224 | 592 | 1.90 | 123 | 917 | 7.77 | 37 | 520 | 297 | 2.52 | 47 | 7 | 2,021.0 |
| Opponents | | 118 | 1224 | 10.37 | 546 | 2925 | .232 | 1136 | 9.63 | 122 | 489 | 1.03 | 224 | 809 | 6.86 | 39 | 289 | 183.5 | 1.56 | 41 | 5 | 1,529.5 |

Team statistics

| | UCLA | OPP |
|-------------------------|---------|---------|
| ATTACK | | |
| Kills | 1500 | 1224 |
| Errors | 412 | 546 |
| Total Attacks | 2926 | 2925 |
| Attack Pct | .372 | .232 |
| Kills/Set | 12.71 | 10.37 |
| SET | | |
| Assists | 1413 | 1136 |
| Attempts | 2909 | 2858 |
| Assist Pct | .486 | .397 |
| Assists/Set | 11.97 | 9.63 |
| SERVE | | |
| Aces | 224 | 122 |
| Errors | 592 | 489 |
| Attempts | 2755 | 2404 |
| Serve Pct | .785 | .797 |
| Aces/Set | 1.90 | 1.03 |
| SERVE RECEPTIONS | | |
| Errors | 123 | 224 |
| Errors/Set | 1.04 | 1.90 |
| Attempts | 1915 | 2163 |
| Reception Pct | .936 | .999 |
| DEFENSE | | |
| Digs | 917 | 809 |
| Digs/Set | 7.77 | 6.86 |
| BLOCKING | | |
| Block solo | 37 | 39 |
| Block Assist | 520 | 289 |
| Total Blocks | 297 | 183.5 |
| Blocks/Set | 2.52 | 1.56 |
| Block Errors | 47 | 41 |
| Ball handling errors | 7 | 5 |
| ATTENDANCE | | |
| Total | 23825 | 30538 |
| Dates/Avg Per Date | 14/1702 | 11/2776 |
| Neutral Site #/Avg | 6/2080 | - |
| Current win streak | 0 | - |
| Home win streak | 0 | - |

Team Results

| Date | Opponent | Score | Score-by-set | Att. |
|--------------|------------------------|-------|-------------------------------|------|
| 01/04/2024 | Fort Valley St. | W 3-0 | 25-18,25-12,25-17 | 1011 |
| 01/04/2024 | Morehouse | W 3-0 | 25-9,25-15,25-6 | 1011 |
| 01/11/2024 | at Lewis | W 3-1 | 25-23,22-25,28-26,25-23 | 1100 |
| 01/13/2024 | at Loyola Chicago | W 3-0 | 25-20,25-19,25-21 | 3334 |
| 01/19/2024 | vs Ohio St. | L 2-3 | 25-19,25-23,18-25,23-25,13-15 | 2552 |
| 01/20/2024 | vs Penn St. | W 3-0 | 25-20,25-19,25-15 | 2485 |
| 01/25/2024 | UC Santa Barbara | L 2-3 | 28-30,25-23,23-25,25-23,13-15 | 1621 |
| 01/26/2024 | at UC San Diego | W 3-0 | 25-18,27-25,25-17 | 2474 |
| 01/31/2024 | at UC Irvine | W 3-2 | 25-18,25-15,23-25,21-25,15-9 | 2644 |
| 02/02/2024 | UC Irvine | W 3-1 | 25-23,23-25,28-26,25-22 | 1917 |
| 02/09/2024 | at Long Beach St. | L 1-3 | 25-22,21-25,25-27,19-25 | 4304 |
| 02/10/2024 | Long Beach St. | W 3-1 | 29-27,27-29,25-19,25-20 | 3636 |
| * 02/14/2024 | Pepperdine | W 3-0 | 25-20,25-20,25-18 | 512 |
| * 02/17/2024 | at Pepperdine | W 3-0 | 30-28,25-11,25-19 | 1017 |
| * 02/23/2024 | at BYU | L 2-3 | 29-31,25-23,25-18,21-25,12-15 | 4514 |
| * 02/24/2024 | at BYU | W 3-2 | 25-21,21-25,19-25,25-23,15-10 | 5024 |
| * 02/29/2024 | at Southern California | W 3-0 | 25-20,25-10,25-14 | 2102 |
| * 03/02/2024 | Southern California | W 3-1 | 26-24,23-25,25-17,25-21 | 4727 |
| 03/08/2024 | vs Penn St. | W 3-2 | 25-20,21-25,22-25,25-21,15-12 | 142 |
| 03/10/2024 | Ohio St. | W 3-0 | 25-23,25-16,25-20 | 1076 |
| * 03/29/2024 | Stanford | W 3-1 | 25-18,25-22,22-25,25-18 | 1017 |
| * 03/30/2024 | Stanford | W 3-0 | 25-17,25-22,25-20 | 1537 |
| * 04/05/2024 | Grand Canyon | W 3-0 | 25-16,25-22,25-19 | 1479 |
| * 04/06/2024 | Grand Canyon | W 3-2 | 24-26,25-22,25-23,18-25,15-8 | 2014 |
| * 04/11/2024 | at CUI | W 3-0 | 25-12,25-17,25-15 | 221 |
| * 04/13/2024 | CUI | W 3-0 | 25-14,25-16,25-20 | 1942 |
| 04/18/2024 | Southern California | W 3-0 | 25-22,25-16,25-21 | 325 |
| 04/20/2024 | vs Grand Canyon | L 2-3 | 16-25,26-24,17-25,25-19,10-15 | 492 |
| 04/30/2024 | vs Fort Valley St. | W 3-0 | 25-14,25-15,25-15 | 3024 |
| 05/02/2024 | vs UC Irvine | W 3-2 | 22-25,25-20,25-16,18-25,15-12 | 3786 |
| 05/04/2024 | at Long Beach St. | W 3-1 | 25-21,25-20,27-29,25-21 | 3804 |

2024 IN REVIEW

2024 UCLA MVB Team/Opp. Match Highs

| Date | (rank)Opponent | W/L | Kills | Hit% | Aces | Digs | Assists | Total Blocks |
|------|--|--------|-------|-----------|------|-------|---------|--------------|
| 1/4 | Fort Valley State | W, 3-0 | 41/26 | .427/.136 | 8/2 | 31/22 | 38/23 | 4.5/2.0 |
| 1/4 | Morehouse College | W, 3-0 | 38/24 | .822/.060 | 6/1 | 17/6 | 36/22 | 9.0/0.0 |
| 1/11 | at No.15 Lewis | W, 3-1 | 41/51 | .228/.273 | 14/6 | 28/36 | 35/48 | 15.0/6.5 |
| 1/13 | at No.10 Loyola-Chicago | W, 3-0 | 38/29 | .389/.128 | 9/6 | 29/22 | 36/27 | 12.0/3.5 |
| 1/19 | vs. No. 4 Ohio State (at Austin, Tx) | L, 2-3 | 56/57 | .366/.305 | 4/5 | 27/34 | 56/54 | 10.5/12.5 |
| 1/20 | vs. No. 7 Penn State (at Austin, Tx) | W, 3-0 | 33/29 | .354/.171 | 5/0 | 20/18 | 31/29 | 7.0/4.5 |
| 1/25 | No. 17 UC Santa Barbara | L, 2-3 | 64/66 | .331/.293 | 6/9 | 38/44 | 64/62 | 17.0/9.0 |
| 1/26 | at No. 20 UC San Diego | W, 3-0 | 44/25 | .432/.179 | 4/2 | 25/19 | 42/24 | 9.0/5.0 |
| 1/31 | at No. 7 UC Irvine | W, 3-2 | 65/46 | .321/.226 | 7/4 | 42/32 | 62/45 | 8.5/14.0 |
| 2/2 | No. 7 UC Irvine | W, 3-1 | 65/55 | .432/.357 | 10/5 | 41/42 | 61/47 | 12.0/6.5 |
| 2/9 | at No. 1 Long Beach State | L, 1-3 | 51/51 | .214/.286 | 7/6 | 41/33 | 50/50 | 12.5/14.0 |
| 2/10 | No. 1 Long Beach State | W, 3-1 | 64/51 | .301/.238 | 6/1 | 47/36 | 61/48 | 10.0/11.5 |
| 2/14 | No. 11 Pepperdine* | W, 3-0 | 39/30 | .292/.143 | 7/2 | 31/27 | 38/27 | 13.0/3.0 |
| 2/17 | at No. 11 Pepperdine* | W, 3-0 | 40/26 | .463/.138 | 10/2 | 16/14 | 38/24 | 8.5/3.5 |
| 2/23 | at No. 8 BYU | L, 2-3 | 67/61 | .491/.390 | 3/11 | 36/27 | 66/56 | 11.5/1.0 |
| 2/24 | at No. 8 BYU | W, 3-2 | 58/48 | .312/.221 | 8/4 | 41/35 | 53/42 | 9.5/6.5 |
| 2/29 | at No. 11 USC* | W, 3-0 | 39/21 | .492/.054 | 9/1 | 28/16 | 33/16 | 8.0/5.5 |
| 3/2 | No. 11 USC* | W, 3-1 | 58/39 | .382/.202 | 5/3 | 30/19 | 54/35 | 10.0/9.0 |
| 3/8 | vs. No. 9 Penn State (at USC) | W, 3-2 | 53/48 | .327/.275 | 8/9 | 28/30 | 51/46 | 6.0/4.0 |
| 3/10 | No. 8 Ohio State | W, 3-0 | 34/38 | .429/.278 | 7/1 | 17/19 | 29/36 | 5.0/3.0 |
| 3/29 | No. 6 Stanford* | W, 3-1 | 49/39 | .327/.196 | 8/7 | 43/38 | 43/36 | 8.5/5.0 |
| 3/30 | No. 6 Stanford* | W, 3-0 | 40/27 | .463/.291 | 11/3 | 11/12 | 37/25 | 3.0/2.5 |
| 4/5 | No. 3 Grand Canyon* | W, 3-0 | 33/29 | .441/.203 | 8/6 | 13/15 | 32/28 | 12.0/2.5 |
| 4/6 | No. 3 Grand Canyon* | W, 3-2 | 64/62 | .312/.377 | 10/2 | 39/42 | 56/53 | 8.0/10.0 |
| 4/11 | at Concordia-Irvine* | W, 3-0 | 41/25 | .515/.130 | 9/0 | 24/12 | 40/25 | 9.0/1.5 |
| 4/13 | Concordia-Irvine* | W, 3-0 | 38/23 | .456/.155 | 8/1 | 27/16 | 36/21 | 9.5/3.5 |
| 4/18 | at USC (MPSE Semis) | W, 3-0 | 39/30 | .403/.165 | 7/0 | 23/23 | 38/28 | 10.0/4.0 |
| 4/20 | No. 4 Grand Canyon (at USC-MPSE champ) | L, 2-3 | 60/51 | .288/.361 | 5/10 | 26/33 | 56/48 | 10.0/10.5 |
| 4/30 | Fort Valley St. (NCAA Quarterfinals at Long Beach) | W, 3-0 | 42/17 | .521/.000 | 5/4 | 25/21 | 38/16 | 5.5/1.0 |
| 5/2 | No. 4 UC Irvine (NCAA Semifinals at Long Beach) | W, 3-2 | 55/55 | .404/.303 | 4/6 | 35/32 | 51/51 | 11.5/7.5 |
| 5/4 | at No. 1 Long Beach (NCAA Champ. at Long Beach) | W, 3-1 | 53/48 | .297/.294 | 6/4 | 38/34 | 42/44 | 12.5/11.5 |

2024 UCLA MVB Starters

| Date | Opponent | W/L | Opp | MB | MB | OH | OH | S | L |
|------|--|--------|--------|---------|-------------|----------|----------|--------|------------------|
| 1/4 | Fort Valley State | W, 3-0 | David | McHenry | Genis | Knight | Champlin | Rowan | McDonough |
| 1/4 | Morehouse | W, 3-0 | Sloane | Edwards | Wong Diallo | Robinson | Rama | Flores | Curci |
| 1/11 | at No.15 Lewis | W, 3-1 | David | McHenry | Genis | Rama | Champlin | Rowan | Knight |
| 1/13 | at No.10 Loyola-Chicago | W, 3-0 | David | McHenry | Genis | Robinson | Champlin | Rowan | Knight |
| 1/19 | vs. No. 4 Ohio State (at Austin, Tx) | L, 2-3 | David | McHenry | Genis | Robinson | Champlin | Rowan | Curci/McDonough |
| 1/20 | vs. No. 7 Penn State (at Austin, Tx) | W, 3-0 | David | McHenry | McQuiggan | Knight | Champlin | Rowan | Curci/Nakamura |
| 1/25 | No. 17 UC Santa Barbara | L, 2-3 | David | McHenry | Genis | Knight | Champlin | Rowan | Curci/Nakamura |
| 1/26 | at No. 20 UC San Diego | W, 3-0 | David | McHenry | Genis | Knight | Champlin | Rowan | Curci/Nakamura |
| 1/31 | at No. 7 UC Irvine | W, 3-2 | David | McHenry | Genis | Robinson | Champlin | Rowan | Curci/Nakamura |
| 2/2 | No. 7 UC Irvine | W, 3-1 | David | McHenry | Genis | Robinson | Knight | Rowan | Champlin |
| 2/9 | at No. 1 Long Beach State | L, 1-3 | David | McHenry | Genis | Robinson | Champlin | Rowan | Curci/Nakamura |
| 2/10 | No. 1 Long Beach State | W, 3-1 | David | McHenry | Genis | Robinson | Knight | Rowan | Champlin |
| 2/14 | No. 11 Pepperdine* | W, 3-0 | David | McHenry | Genis | Robinson | Knight | Rowan | Champlin |
| 2/17 | at No. 11 Pepperdine* | W, 3-0 | Sloane | McHenry | McQuiggan | Robinson | Rama | Rowan | Champlin |
| 2/23 | at No. 8 BYU* | L, 2-3 | David | McHenry | McQuiggan | Robinson | Rama | Rowan | Champlin |
| 2/24 | at No. 8 BYU* | W, 3-2 | David | McHenry | McQuiggan | Robinson | Rama | Rowan | Champlin |
| 2/29 | at No. 11 USC* | W, 3-0 | Sloane | McHenry | McQuiggan | Robinson | Champlin | Rowan | Aziz/Knight |
| 3/2 | No. 11 USC* | W, 3-1 | Sloane | McHenry | McQuiggan | Robinson | Champlin | Rowan | Aziz/Knight |
| 3/8 | vs. No. 9 Penn State (at USC) | W, 3-2 | Sloane | McHenry | Genis | Robinson | Champlin | Rowan | Aziz/Knight |
| 3/10 | No. 8 Ohio State | W, 3-0 | Sloane | McHenry | McQuiggan | Robinson | Champlin | Rowan | Aziz/Knight |
| 3/29 | No. 6 Stanford* | W, 3-1 | Sloane | McHenry | McQuiggan | Robinson | Champlin | Rowan | Aziz/McDonough |
| 3/30 | No. 6 Stanford* | W, 3-0 | Sloane | McHenry | McQuiggan | Robinson | Champlin | Rowan | Aziz/McDonough |
| 4/5 | No. 3 Grand Canyon* | W, 3-0 | Sloane | McHenry | McQuiggan | Robinson | Champlin | Rowan | Aziz/Knight |
| 4/6 | No. 3 Grand Canyon* | W, 3-2 | Sloane | McHenry | McQuiggan | Robinson | Champlin | Rowan | Aziz/Knight |
| 4/11 | at Concordia-Irvine* | W, 3-0 | David | McHenry | McQuiggan | Robinson | Champlin | Rowan | Aziz/Knight |
| 4/13 | Concordia-Irvine* | W, 3-0 | Sloane | McHenry | Genis | Knight | Champlin | Rowan | Aziz/McDonough |
| 4/18 | at No. 13 USC (MPSE Semis) | W, 3-0 | Sloane | McHenry | McQuiggan | Robinson | Champlin | Rowan | McDonough/Knight |
| 4/20 | No. 4 Grand Canyon (at USC-MPSE champ) | L, 2-3 | Sloane | McHenry | McQuiggan | Robinson | Champlin | Rowan | McDonough/Knight |
| 4/30 | Fort Valley St. (NCAA Qrtfinals at Long Beach) | W, 3-0 | David | McHenry | Genis | Robinson | Champlin | Rowan | Aziz/Knight |
| 5/2 | No. 4 UC Irvine (NCAA Semis at Long Beach) | W, 3-2 | David | McHenry | Genis | Robinson | Champlin | Rowan | Aziz/Knight |
| 5/4 | at No. 1 Long Beach (NCAA Champ. at L. Beach) | W, 3-1 | David | McHenry | Genis | Robinson | Champlin | Rowan | Aziz/Knight |

SINGLE SEASON TEAM RECORDS

Best Records: (1.000) 38-0, 1984; 30-0, 1979; 29-0, 1982
 Worst Record: 14-16 (.466), 2009
 Most Matches Won: 38, 1984 and '87
 Most Matches Lost: 16, 2009
 Most Matches Played: 41, 1987 (38-3)
 Least Matches Played: 17, 1976 (15-2)
 Longest Winning Streak: 47 matches, 1983-85
 Longest Home Winning Streak: 83 matches, 1975-82
 Longest Losing Streak: 5 matches, 2015 and 2011
 Most Shutouts: 25 (3-0), 1995
 Best Hitting Percentage: .420, 1993 (1891-467-3389, 89g)
 Most Kills Per Game: 21.74, 1989
 Most Service Aces, Season: 232, 2001*
 Most Service Aces Per Game: 2.03, 1998
 Most Blocks Per Game: 7.6 (4.16), 1996
 Most Digs Per Game: 13.5, 1986

SINGLE SEASON INDIVIDUAL RECORDS

Most Total Attempts: 1,298, Paul Nihipali, 1997
 Most Kills: 650, Jeff Nygaard, 1994 and Paul Nihipali, 1997
 Most Points: 553.5, Steve Klosterman, 2007**
 Best Hitting Percentage: .539, Tim Kelly, 1994
 Most Solo Blocks: 40, Trevor Schirman, 1989
 Most Block Assists: 203, Scott Morrow, 2000
 Most Total Blocks: 221, Trevor Schirman, 1990
 Most Blocks Per Game: 2.12, Trevor Schirman, 1990
 Most Set Assists: 1,848, Brandon Taliaferro, 1998
 Most Matches With Double Figure Blocks: 9, Trevor Schirman, 1990
 Most Digs: 368, Tony Ker, 2008
 Most Digs Per Game: 3.2, Tony Ker, 2008
 Most Service Aces: 67, Micah Ma'a, 2019
 Most Services Aces (Freshman): 58, Micah Ma'a, 2016*
 Most Triple Doubles: 2, Tom Stillwell, vs. Lewis, 3/4/97 (11k, 17d, 16b) and vs. BYU, 3/28/97 (19k, 13d, 12b)
 Most Matches With Double-Figure Digs: 18, Matt Davis, 2000 and Tony Ker, 2008
 Last Triple-Double: Home-Sam Kobrine, vs. USC, 2/13/21 (14 kills, 10 digs, 15 set assists); Away-Micah Ma'a, at BYU 3/14/19 (15 kills, 44 set assists, 15 digs)*

SINGLE MATCH INDIVIDUAL RECORDS

Most Kills: 52, Paul Nihipali (vs. UCSB, 4/27/96)
 Consecutive Kills: 31, Steve Klosterman (vs. CSUN, 2/21/07)
 Most Total Attempts: 89, Paul Nihipali (vs. Lewis, 3/4/97)
 Highest Hitting Percentage (min. 10 attempts): 1.000, J.R. Norris IV (10k-0e-10ta, at Morehouse, 3/25/22).
 Most Set Assists: 110, Brandon Taliaferro (vs. Lewis, 4/30/98)
 Most Service Aces: 10, Adam Naeve (vs. Pepperdine, 2/3/01)*
 Most Block Solos: 7, Trevor Schirman (vs. CSUN, 4/10/89)
 Most Block Assists: 18, Adam Naeve (vs. LMU, 1/30/99)
 Most Total Blocks: 18, Dave Mochalski (vs. USC, 4/9/82); Adam Naeve (vs. LMU, 1/30/99)
 Most Digs: 27, Tony Ker (vs. Hawai'i, 1/5/08)*

SINGLE SET INDIVIDUAL RECORDS

Most Aces: 6, Sam Burgi (at Ft. Valley St., 3/26/22)
 Consecutive Aces: 4, Sam Burgi (at Fort Valley St., 3/26/22); 4, Ethan Champlin (at UCSD, 2/9/22); 4, Jake Arnitz (at USC, 3/28/15) and Adam Naeve (vs. Pepperdine, 2/3/01)*
 Most Kills: 21, Ed Rattledge (Game 4 vs. CSUN, 2/17/00)

SINGLE SET TEAM RECORDS

Highest Game Score: 42-44 (Game 4, Hawaii d. UCLA, 1/19/01)*; 39-41 (Set 1, vs. Hawai'i, 4/8/17)
 Most Aces: 7, (vs. UCSD, 1/6/23; at Ft. Valley St., 3/26/22; vs. UCSD, 1/5/19; vs. Princeton, 2/1/18; vs. UC San Diego, 1/14/17; vs. Stanford, 3/12/93)

* = recorded in the rally scoring era

SINGLE MATCH TEAM RECORDS

Most Kills: 139 (vs. UCSB, 2/12/87)
 Fewest Kills: 23 (at Daemen, 1/2/20)*; 27 (vs. USC, 4/14/11)*
 Most Errors: 61 (vs. UCSB, 2/12/87)
 Most Total Attempts: 341 (vs. UCSB, 2/12/87)
 Fewest Total Attempts: 47 (at Daemen, 1/2/20)*; 52 (at George Mason, 1/5/16)*
 Highest Hitting Percentage: .666 (vs. LMU, 2/17/84)
 Lowest Hitting Percentage: .041 (vs. Stanford, 4/9/11)*
 Lowest Hitting Percentage, Opponent: -.125 Limestone vs. UCLA (at UCSB Tny., 1/10/15 10-16-48)*; -.081 UCLA at Daemen (18-23-62)*; -.076 UCLA at Stanford (16-21-66); -.041 Rutgers-Newark vs. UCLA, 3/16/05 (26-30-97)*
 Most Service Aces: 18 (v. UCSD, at UCSB Tny., 1/6/23*) and (at Fort Valley St., 3/26/22); 15 (v. Princeton, 2/1/18 and v. Limestone, at UCSB Tny., 1/10/15)*
 Most Block Solos: 17 (vs. Pepperdine, 3/18/83)
 Most Block Assists: 44 (vs. Hawaii, 4/13/83)
 Longest Match: 3 hours, 45 minutes (vs. UCSB, 2/12/87)

INDIVIDUAL CAREER RECORDS

Most Kills: 2,096, Paul Nihipali, 1994-97
 Most Attempts: 4,063, Paul Nihipali, 1994-97
 Highest Hitting Percentage: .483, Daenan Gyimah, 2017-20
 Most Matches With Double Figure Kills: 101, Paul Nihipali, 1994-97
 Most Total Blocks: 682, Trevor Schirman, 1987-90
 Most Solo Blocks: 120, Trevor Schirman, 1987-90
 Most Matches With Double Figure Blocks: 19, Trevor Schirman, 1987-90
 Most Set Assists: 6,840, Brandon Taliaferro, 1997-00
 Most Digs: 1,220, Tony Ker, 2005-08*
 Most Matches With Double Figure Digs: 60, Tony Ker, 2005-2008*
 Most Aces: 208, Micah Ma'a, 2016-19*
 Most Triple-Doubles: 2, Tom Stillwell, UCLA vs. Lewis, 3/4/97 (11k, 17d, 16bk) / vs. BYU, 3/28/97 (19k, 13d, 12bk) and Micah Ma'a, at BYU, 3/14/19 (15k, 44 set asst., 15d) / vs. BYU, 4/2/16 (10k, 24 set asst., 14d)

ATTENDANCE RECORDS

Largest International Crowd: 23,000 UCLA vs. Republic of China, 1980, at the Chinese Sport and Cultural Center.
 Largest Pauley Pavilion Crowd: 9,809 UCLA vs. Pepperdine, 1984 NCAA Championship.

Team and individual statistics were not kept prior to 1981.
 *Record set during a rally scoring season; **2004 was the first season points were kept.



Bruin fans turn out for the 2022 NCAA Championship at Pauley Pavilion presented by Wescom

CAREER LEADERS—1986 to present

Kills

| | |
|--------------------------------|-------|
| 1. Paul Nihipali, 1994-97 | 2,096 |
| 2. Jeff Nygaard, 1992-95 | 1,800 |
| 3. Adam Naeve, 1997-99, 2001 | 1,587 |
| 4. Steve Klosterman, 2004-07 | 1,513 |
| 5. Garrett Muagututia, 2007-10 | 1,473 |
| 6. Gonzalo Quiroga, 2011-14 | 1,387 |
| 7. Trevor Schirman, 1987-90 | 1,374 |
| 8. Mark Williams, 1998-01 | 1,245 |
| 9. Ozzie Volstad, 1984-87 | 1,237 |
| 10. Evan Thatcher, 1997-00 | 1,083 |

Total Blocks

| | |
|---------------------------------|-----|
| 1. Trevor Schirman, 1987-90 | 682 |
| 2. Jeff Nygaard, 1992-95 | 658 |
| 3. Tom Stillwell, 1995-98 | 544 |
| 4. Adam Naeve, 1997-99, 2001 | 538 |
| 5. Scott Morrow, 2000-03 | 522 |
| 6. Paul Nihipali, 1994-97 | 492 |
| 7. Thomas Amberg, 2009-12 | 466 |
| 8. Tim Kelly, 1991-94 | 458 |
| 9. Mike Whitcomb, 1988-91 | 410 |
| 10. Brandon Taliaferro, 1997-00 | 396 |

Aces

| | |
|-----------------------------------|------------|
| 1. Micah Ma'a, 2016-19 | 208 |
| 2. Gonzalo Quiroga, 2011-14 | 194 |
| 3. Adam Naeve, 1997-01 | 178 |
| 4. Brandon Taliaferro, 1997-00 | 176 |
| 5. Mark Williams, 1998-01 | 164 |
| 6. Mitch Stahl, 2014-17 | 129 |
| 7. Jeff Nygaard, 1992-95 | 123 |
| 8. Ethan Champlin, 2021-24 | 115 |
| 9. Stein Metzger, 1993-96 | 110 |
| 10. Kevin Wong, 1992-95 | 107 |

Digs

| | |
|----------------------------------|-------|
| 1. Tony Ker, 2005-08 | 1,220 |
| 2. Adam Shrader, 2001-04 | 1,089 |
| 3. Brandon Taliaferro, 1997-2000 | 831 |
| 4. Fred Robins, 1996-99 | 777 |
| 5. Mark Williams, 1998-2001 | 752 |
| 6. Erik Sullivan, 1992-95 | 747 |
| 7. Ozzie Volstad, 1984-87 | 746 |
| 8. Garrett Muagututia, 2007-2010 | 741 |
| 9. Micah Ma'a, 2016-19 | 728 |
| 10. JT Hatch, 2015-18 | 634 |

Set Assists

| | |
|----------------------------------|-------|
| 1. Brandon Taliaferro, 1997-2000 | 6,840 |
| 2. Stein Metzger, 1993-96 | 5,158 |
| 3. Rich Nelson, 2000-03 | 4,846 |
| 4. Mike Sealy, 1990-93 | 4,749 |
| 5. Micah Ma'a, 2016-19 | 3,427 |
| 6. Kevin Ker, 2007-2010 | 3,173 |
| 7. Matt Wade, 2006-2009 | 3,166 |
| 8. Dennis Gonzalez, 2003-06 | 3,104 |
| 9. Matt Sonnichsen, 1986-89 | 3,088 |

SEASON LEADERS

Kills

| | |
|-----------------------------|-----|
| 1. Paul Nihipali, 1997 | 650 |
| Jeff Nygaard, 1994 | 650 |
| 3. Paul Nihipali, 1996 | 590 |
| 4. Adam Naeve, 1998 | 528 |
| 5. Paul Nihipali, 1995 | 525 |
| 6. Jeff Nygaard, 1995 | 511 |
| 7. Garrett Muagututia, 2008 | 473 |
| 8. Steve Klosterman, 2007 | 472 |
| 9. Steve Klosterman, 2006 | 466 |
| 10. Mark Williams, 2000 | 465 |

Total Blocks

| | |
|--------------------------|-----|
| 1. Trevor Schirman, 1990 | 221 |
| 2. Scott Morrow, 2000 | 220 |
| 3. Tom Stillwell, 1996 | 213 |
| 4. Trevor Schirman, 1989 | 189 |
| 5. Jeff Nygaard, 1995 | 188 |
| 6. Jeff Nygaard, 1994 | 180 |
| 7. Don Dendinger, 1986 | 177 |
| 8. Seth Burnham, 2000 | 176 |
| 9. Tom Stillwell, 1997 | 175 |
| 10. Mike Whitcomb, 1989 | 170 |

Aces

| | |
|-----------------------------|----|
| 1. Micah Ma'a, 2019 | 67 |
| 2. Mark Williams, 2000 | 63 |
| 3. Brandon Taliaferro, 2000 | 59 |
| 4. Micah Ma'a, 2016 | 58 |
| 5. Micah Ma'a, 2018 | 56 |
| Gonzalo Quiroga, 2014 | 56 |
| Adam Naeve, 2001 | 56 |
| Adam Naeve, 1998 | 56 |
| 9. Stein Metzger, 1996 | 53 |
| 10. Gonzalo Quiroga, 2013 | 52 |

Digs


| | |
|------------------------|-----|
| 1. Tony Ker, 2008 | 368 |
| 2. Matt Davis, 2000 | 364 |
| 3. Tony Ker, 2006 | 318 |
| 4. Ozzie Volstad, 1986 | 308 |
| 5. Adam Shrader, 2002 | 303 |
| 6. Paul George, 2006 | 272 |
| 7. Tom Hastings, 2010 | 270 |
| 8. Tony Ker, 2005 | 269 |
| 9. Evan Mottram, 2013 | 267 |
| Adam Shrader, 2004 | 267 |

Set Assists

| | |
|-----------------------------|-------|
| 1. Brandon Taliaferro, 1998 | 1,848 |
| 2. Brandon Taliaferro, 2000 | 1,800 |
| 3. Stein Metzger, 1996 | 1,792 |
| 4. Brandon Taliaferro, 1997 | 1,707 |
| 5. Stein Metzger, 1994 | 1,589 |
| 6. Rich Nelson, 2002 | 1,546 |
| 7. Brandon Taliaferro, 1999 | 1,485 |
| 8. Rich Nelson, 2001 | 1,477 |



Micah Ma'a, 2016-19



Adam Naeve, 1997-2001



Garrett Muagututia, 2007-2010

Formal statistics have evolved slowly in the sport of collegiate volleyball since the sport was sanctioned by the NCAA in 1970. Unfortunately, the accuracy and definitions of such statistics kept by member schools was not ensured until 1986. The format of a match changed in 2008. The term "game" was changed to "set." In addition, scoring for those sets moved from 30 points to 25 points, except for the fifth set which is still played to 15. The match format previously changed in 2001, with scoring for each set moving from 15 points to 30 points, except for the fifth set. Official NCAA records began with the 1981 season. In 2011, individual season blocking categories were added for seasons since 2001. In reflection of those changes, categories under different scoring formats are separated to avoid eliminating the achievements of those student-athletes who played under the previous formats. With due respect to the legends of UCLA Men's Volleyball, their names may not be listed because our records are incomplete in the early years.

CAREER LEADERS 1981 TO PRESENT

Hitting Percentage (Minimum 1000 attempts)

| | |
|------------------------------|-------|
| 1. Daenan Gyimah, 2017-20 | 483 |
| 2. Tim Kelly, 1991-94 | 462 |
| 3. Paul Johnson, 2002-05 | 448 |
| 4. Chris Peña, 2001-04 | 438 |
| 5. Danny Farmer, 1996-99 | 42772 |
| 6. Jeff Nygaard, 1992-95 | 42771 |
| 7. Adam Naeve, 1997-99, 2001 | 424 |
| 8. Tom Stillwell, 1995-98 | 419 |
| 9. Weston Dunlap, 2008-12 | 407 |
| 10. Thomas Amberg, 2009-12 | 404 |

Kills Per Game (Minimum 1000 attempts)

| | |
|---------------------------------|------|
| 1. Paul Nihipali, 1994-97 | 5.40 |
| 2. Jeff Nygaard, 1992-95 | 5.14 |
| 3. Adam Naeve, 1997-99, 2001 | 4.60 |
| 4. Dan Landry, 1990-93 | 4.28 |
| 5. Rich Bland, 1990-93 | 4.17 |
| 6. Steve Klosterman, 2004-07 | 3.84 |
| 7. Trevor Schirman, 1987-90 | 3.52 |
| 8. Jeff Williams, 1984-87 | 3.48 |
| 9. Tim Kelly, 1991-94 | 3.43 |
| 10. Garrett Muagututia, 2007-10 | 3.38 |

Blocking Average (Minimum 200 games/sets played)

| | |
|------------------------------|------|
| 1. Jeff Nygaard, 1992-95 | 1.88 |
| 2. Trevor Schirman, 1987-90 | 1.75 |
| 3. Tom Stillwell, 1995-98 | 1.72 |
| 4. Mike Whitcomb, 1988-91 | 1.58 |
| 5. Tim Kelly, 1991-94 | 1.55 |
| 6. Don Dendinger, 1985-88* | 1.51 |
| 7. Adam Naeve, 1997-99, 2001 | 1.41 |
| 8. Scott Morrow, 2000-03 | 1.40 |
| 9. Paul Nihipali, 1994-97 | 1.26 |
| 10. Ozzie Volstad, 1984-87** | 1.23 |

*Three-year average. **Two-year average.

SEASON LEADERS

Hitting Percentage (Minimum 300 attempts)

| | |
|--------------------------|-----|
| 1. Tim Kelly, 1994 | 539 |
| 2. Daenan Gyimah, 2018 | 528 |
| 3. Merrick McHenry, 2023 | 526 |
| 4. Merrick McHenry, 2022 | 523 |
| 5. Daenan Gyimah, 2019 | 492 |
| Daenan Gyimah, 2020* | 492 |
| 7. Paul Johnson, 2005 | 491 |
| 8. Jeff Nygaard, 1993 | 487 |
| 9. Thomas Amberg, 2012 | 485 |
| 10. Mitch Stahl, 2016 | 471 |


*shortened season 258 attempts

Kills Per Game (Minimum 300 attempts)

| | |
|---------------------------|------|
| 1. Jeff Nygaard, 1994 | 6.98 |
| 2. Paul Nihipali, 1997 | 6.19 |
| 3. Paul Nihipali, 1996 | 6.14 |
| 4. Paul Nihipali, 1995 | 5.64 |
| 5. Adam Naeve, 1998 | 5.50 |
| 6. Jeff Nygaard, 1995 | 5.16 |
| 7. Ozzie Volstad, 1987 | 4.96 |
| 8. Ed Ratledge, 2000 | 4.79 |
| 9. Adam Naeve, 1999 | 4.65 |
| 10. Trevor Schirman, 1989 | 4.38 |

Blocking Average (Minimum 75 games/sets played)

| | |
|--------------------------|-------|
| 1. Trevor Schirman, 1990 | 2.12 |
| 2. Tom Stillwell, 1996 | 2.08 |
| 3. Jeff Nygaard, 1992 | 2.03 |
| 4. Jeff Nygaard, 1994 | 1.93 |
| 5. Jeff Nygaard, 1995 | 1.89 |
| 6. Trevor Schirman, 1989 | 1.85 |
| Scott Morrow, 2000 | 1.85 |
| 8. Tim Kelly, 1991 | 1.82 |
| 9. Tom Stillwell, 1997 | 1.804 |
| 10. Adam Naeve, 1999 | 1.802 |



Paul Nihipali, 1994-97



Steve Klosterman, 2004-07

All-Time AVCA Rankings Records

Times Ranked No. 1 in Final AVCA Poll

(first poll conducted in 1986)

| | |
|-------------------|----|
| 1. UCLA | 10 |
| 2. BYU | 4 |
| UC Irvine | 4 |
| 4. Hawai'i | 3 |
| Long Beach State | 3 |
| Ohio State | 3 |
| Stanford | 3 |
| USC | 3 |
| 9. Loyola-Chicago | 2 |
| 10. Lewis | 1 |
| Penn State | 1 |
| Pepperdine | 1 |

Times Ranked No. 1 in AVCA Poll

(first poll conducted in 1986)

| | |
|---------------------|-----|
| 1. UCLA | 132 |
| 2. BYU | 80 |
| 3. Long Beach State | 67 |
| 4. USC | 61 |
| 5. Pepperdine | 60 |
| 6. Hawai'i | 59 |
| 7. UC Irvine | 37 |
| 8. Penn State | 25 |
| 9. Stanford | 24 |
| 10. Loyola-Chicago | 22 |

Times Ranked in Top 5 of Final AVCA Poll

(first poll conducted in 1986)

| | |
|------------------|----|
| 1. UCLA | 23 |
| 2. Pepperdine | 22 |
| Long Beach State | 22 |
| 4. Hawai'i | 20 |
| Stanford | 20 |
| 6. BYU | 19 |
| 7. Penn State | 15 |
| 8. USC | 12 |
| UC Santa Barbara | 12 |
| 10. UC Irvine | 10 |

Times Ranked in Top 10 of Final AVCA Poll

(first poll conducted in 1986)

| | |
|---------------------|----|
| 1. UCLA | 36 |
| 2. Pepperdine | 35 |
| 3. Long Beach State | 33 |
| 4. Penn State | 29 |
| Hawai'i | 28 |
| 6. Stanford | 27 |
| BYU | 27 |
| 8. UC Santa Barbara | 26 |
| 9. USC | 19 |
| UC Irvine | 19 |



Paul Johnson, 2002-05

INDIVIDUAL-CAREER

2001-PRESENT FROM START OF RALLY SCORING ERA

Hitting Percentage (Min 230 Att/Yr)

| | |
|------------------------------|-----|
| 1. Merrick McHenry, 2020-24 | 520 |
| 2. Daenan Gyimah, 2017-20 | 483 |
| 3. Paul Johnson, 2002-05 | 448 |
| 4. Adam Naeve, 2001 | 447 |
| 5. Chris Peña, 2001-04 | 438 |
| 6. Weston Dunlap, 2008-12 | 407 |
| 7. Thomas Amberg, 2009-12 | 404 |
| 8. Scott Morrow, 2001-03 | 381 |
| 9. Jamie Diefenbach, 2006-09 | 373 |
| 10. Allan Vince, 2003-05 | 343 |

Kills (Min 230 Att/Yr)

| | |
|--------------------------------|-------|
| 1. Steve Klosterman, 2004-07 | 1,513 |
| 2. Garrett Muagututia, 2007-10 | 1,473 |
| 3. Gonzalo Quiroga, 2011-14 | 1,387 |
| 4. Jake Arnitz, 2015-18 | 1,048 |
| 5. Ethan Champlin, 2021-24 | 975 |
| 6. Jonathan Acosta, 2001-05 | 963 |
| 7. Chris Peña, 2001-04 | 920 |
| 8. Daenan Gyimah, 2017-20 | 909 |
| 9. Paul Johnson, 2002-05 | 883 |
| 10. Robart Page, 2011-14 | 844 |

Total Attacks (Min 230 Att/Yr)

| | |
|--------------------------------|-------|
| 1. Steve Klosterman, 2004-07 | 3,262 |
| 2. Garrett Muagututia, 2007-10 | 3,116 |
| 3. Gonzalo Quiroga, 2011-14 | 3,090 |
| 4. Jake Arnitz, 2015-18 | 2,272 |
| 5. Ethan Champlin, 2021-24 | 2,071 |
| 6. Jonathan Acosta, 2001-05 | 1,943 |
| 7. Robart Page, 2011-14 | 1,899 |
| 8. JT Hatch, 2015-18 | 1,884 |
| 9. Jack Polales, 2009-12 | 1,732 |
| 10. Sean O'Malley, 2006-09 | 1,714 |

Set Assists

| | |
|-------------------------------|-------|
| 1. Rich Nelson, 2001-03 | 4,346 |
| 2. Micah Ma'a, 2016-19 | 3,427 |
| 3. Matt Wade, 2006-09 | 3,166 |
| 4. Dennis Gonzalez, 2003-06 | 3,104 |
| 5. Hagen Smith, 2014-17 | 2,110 |
| 6. Kevin Ker, 2007-10 | 2,021 |
| 7. Kyle Caldwell, 2009-12 | 1,413 |
| 8. Steve O'Dell, 2013-14 | 1,187 |
| 9. Alex Scattareggia, 2009-11 | 1,149 |
| 10. Miles Partain, 2021-23 | 1,058 |

Aces

| | |
|--------------------------------|-----|
| 1. Micah Ma'a, 2016-19 | 208 |
| 2. Gonzalo Quiroga, 2011-14 | 194 |
| 3. Mitch Stahl, 2014-17 | 129 |
| 4. Ethan Champlin, 2021-24 | 115 |
| 5. Garrett Muagututia, 2007-10 | 99 |
| Kevin Ker, 2007-2010 | 99 |
| 7. Daenan Gyimah, 2017-20 | 96 |
| 8. Dylan Missry, 2016-19 | 90 |
| Paul Johnson, 2002-05 | 90 |
| 10. JT Hatch, 2015-18 | 82 |

Digs

| | |
|--------------------------------|-------|
| 1. Tony Ker, 2005-08 | 1,220 |
| 2. Adam Shrader, 2001-04 | 1,089 |
| 3. Garrett Muagututia, 2007-10 | 741 |
| 4. Micah Ma'a, 2016-19 | 728 |
| 5. JT Hatch, 2015-18 | 634 |
| 6. Gonzalo Quiroga, 2011-14 | 630 |
| 7. Tom Hastings, 2008-11 | 584 |
| 8. Hagen Smith, 2014-17 | 484 |
| 9. Rich Nelson, 2001-03 | 483 |
| 10. Steve Klosterman, 2004-07 | 472 |

Block Solos

| | |
|--------------------------------|----|
| 1. Merrick McHenry, 2020-24 | 47 |
| 2. Garrett Muagututia, 2007-10 | 44 |
| 3. Thomas Amberg, 2009-12 | 42 |
| 4. Paul Johnson, 2002-05 | 40 |
| 5. Steve Klosterman, 2004-07 | 39 |
| 6. Daenan Gyimah, 2017-20 | 37 |
| 7. Nick Vogel, 2009-12 | 36 |
| 8. Chris Peña, 2001-04 | 35 |
| Guy Genis, 2022-24 | 35 |
| 10. Jonathan Acosta, 2001-04 | 32 |

Block Assists

| | |
|-------------------------------|-----|
| 1. Thomas Amberg, 2009-12 | 424 |
| 2. Merrick McHenry, 2020-24 | 329 |
| 3. Paul Johnson, 2002-05 | 325 |
| 4. Mitch Stahl, 2014-17 | 322 |
| 5. Daenan Gyimah, 2017-20 | 304 |
| 6. Scott Morrow, 2001-03 | 281 |
| 7. Nick Vogel, 2009-12 | 263 |
| 8. Chris Peña, 2001-04 | 256 |
| 9. Jamie Diefenbach, 2006-09 | 254 |
| 10. Steve Klosterman, 2004-07 | 253 |

Total Blocks


| | |
|-------------------------------|-----|
| 1. Thomas Amberg, 2009-12 | 466 |
| 2. Merrick McHenry, 2020-24 | 376 |
| 3. Paul Johnson, 2002-05 | 365 |
| 4. Mitch Stahl, 2014-17 | 345 |
| 5. Daenan Gyimah, 2017-20 | 341 |
| 6. Scott Morrow, 2001-03 | 302 |
| 7. Nick Vogel, 2009-12 | 299 |
| 8. Steve Klosterman, 2004-07 | 292 |
| 9. Chris Peña, 2001-04 | 291 |
| 10. Jamie Diefenbach, 2006-09 | 283 |
| 10. Weston Dunlap, 2008-12 | 267 |

Total Points

| | |
|--------------------------------|---------|
| 1. Steve Klosterman, 2004-07 | 1,757.0 |
| 2. Garrett Muagututia, 2007-10 | 1,718.0 |
| 3. Gonzalo Quiroga, 2011-14 | 1,698.5 |
| 4. Jake Arnitz, 2015-18 | 1,232.0 |
| 5. Daenan Gyimah, 2017-20 | 1,194.0 |
| 6. Ethan Champlin, 2021-24 | 1,190.5 |
| 7. Paul Johnson, 2002-05 | 1,175.0 |
| 8. Thomas Amberg, 2009-12 | 1,164.0 |
| 9. Chris Peña, 2001-04 | 1,158.0 |
| 10. Jonathan Acosta, 2001-05 | 1,094.0 |



Mitch Stahl, 2014-17



Daenan Gyimah, 2017-20



Weston Dunlap, 2008-12

INDIVIDUAL SINGLE SEASON

2001-PRESENT FROM START OF RALLY SCORING ERA

Points

| | |
|-------------------------------|-------|
| 1. Steve Klosterman, 2007 | 553.5 |
| 2. Paul Johnson, 2005 | 551.0 |
| 3. Garrett Muagututia, 2008 | 547.0 |
| 4. Steve Klosterman, 2006 | 528.0 |
| 5. Garrett Muagututia, 2010 | 509.5 |
| 6. Gonzalo Quiroga, 2013 | 504.0 |
| 7. Gonzalo Quiroga, 2014 | 500.0 |
| 8. Christian Hessenauer, 2018 | 476.5 |
| 9. Paul George, 2006 | 474.0 |
| 10. Nick Scheftic, 2006 | 457.5 |

Kills

| | |
|-----------------------------|-----|
| 1. Garrett Muagututia, 2008 | 473 |
| 2. Steve Klosterman, 2007 | 472 |
| 3. Steve Klosterman, 2006 | 466 |
| 4. Garrett Muagututia, 2010 | 446 |
| 5. Matt Komer, 2002 | 434 |
| 6. Gonzalo Quiroga, 2013 | 420 |
| 7. Paul Johnson, 2005 | 413 |
| 8. Gonzalo Quiroga, 2014 | 411 |
| 9. Cameron Mount, 2002 | 408 |
| 10. Paul George, 2006 | 400 |

Total Attacks

| | |
|-------------------------------|-------|
| 1. Steve Klosterman, 2006 | 1,016 |
| 2. Steve Klosterman, 2007 | 994 |
| 3. Garrett Muagututia, 2007 | 958 |
| 4. Gonzalo Quiroga, 2013 | 897 |
| 5. Gonzalo Quiroga, 2014 | 889 |
| 6. Matt Komer, 2002 | 871 |
| 7. Robart Page, 2014 | 848 |
| 8. Cameron Mount, 2002 | 835 |
| 9. Christian Hessenauer, 2018 | 824 |
| 10. Paul George, 2006 | 806 |

Set Assists

| | |
|----------------------------|-------|
| 1. Rich Nelson, 2002 | 1,546 |
| 2. Rich Nelson, 2001 | 1,477 |
| 3. Rich Nelson, 2003 | 1,323 |
| 4. Micah Ma'a, 2018 | 1,319 |
| 5. Andrew Rowan, 2024 | 1,157 |
| 6. Andrew Rowan, 2023 | 1,095 |
| 7. Matt Wade, 2008 | 1,068 |
| 8. Dennis Gonzalez, 2004 | 1,066 |
| 9. Alex Scattareggia, 2011 | 1,057 |
| 10. Miles Partain, 2022 | 1,041 |

Aces

| | |
|---------------------------|----|
| 1. Micah Ma'a, 2019 | 67 |
| 2. Micah Ma'a, 2016 | 58 |
| 3. Micah Ma'a, 2018 | 56 |
| — Gonzalo Quiroga, 2014 | 56 |
| — Adam Naeve, 2001 | 56 |
| 6. Gonzalo Quiroga, 2013 | 52 |
| 7. Mark Williams, 2001 | 51 |
| 8. Andrew Rowan, 2023 | 50 |
| 9. Paul Johnson, 2005 | 49 |
| 10. Gonzalo Quiroga, 2012 | 47 |

Digs

| | |
|------------------------|-----|
| 1. Tony Ker, 2008 | 368 |
| 2. Tony Ker, 2006 | 318 |
| 3. Adam Shrader, 2002 | 303 |
| 4. Paul George, 2006 | 272 |
| 5. Tom Hastings, 2010 | 270 |
| 6. Tony Ker, 2005 | 269 |
| 7. Adam Shrader, 2004 | 267 |
| 8. Tony Ker, 2007 | 265 |
| 9. Adam Shrader, 2003 | 263 |
| 10. Adam Shrader, 2001 | 256 |

Block Solos

| | |
|----------------------------|----|
| 1. Guy Genis, 2023 | 19 |
| — Paul Johnson, 2005 | 19 |
| 3. Merrick McHenry, 2023 | 18 |
| — Nick Scheftic, 2006 | 18 |
| 5. Allan Vince, 2005 | 16 |
| 6. Merrick McHenry, 2021 | 15 |
| — Paul Johnson, 2004 | 15 |
| — Chris Peña, 2003 | 15 |
| 9. Daenan Gyimah, 2018 | 14 |
| — Paul George, 2006 | 14 |
| — Garrett Muagututia, 2008 | 14 |
| — Sean O'Malley, 2009 | 14 |
| — Thomas Amberg, 2011 | 14 |

Block Assists

| | |
|----------------------------|-----|
| 1. Thomas Amberg, 2012 | 141 |
| 2. Paul Johnson, 2005 | 140 |
| 3. Daenan Gyimah, 2018 | 137 |
| 4. Adam Naeve, 2001 | 125 |
| 5. Scott Morrow, 2001 | 121 |
| 6. Mitch Stahl, 2016 | 114 |
| 7. Jamie Diefenbach, 2007 | 111 |
| — David Russell, 2006 | 111 |
| 9. Nick Scheftic, 2006 | 109 |
| 10. Jamie Diefenbach, 2008 | 108 |
| — Thomas Amberg, 2009 | 108 |

Total Blocks

| | |
|---------------------------|-----|
| 1. Paul Johnson, 2005 | 159 |
| 2. Daenan Gyimah, 2018 | 151 |
| 3. Thomas Amberg, 2012 | 150 |
| 4. Adam Naeve, 2001 | 135 |
| 5. Scott Morrow, 2001 | 131 |
| 6. Nick Scheftic, 2006 | 127 |
| 7. Mitch Stahl, 2016 | 124 |
| — David Russell, 2006 | 124 |
| 9. Jamie Diefenbach, 2007 | 123 |
| 10. Thomas Amberg, 2009 | 118 |

Hitting Percentage (Minimum 300 attempts)

| | |
|--------------------------|-----|
| 1. Merrick McHenry, 2024 | 565 |
| 2. Daenan Gyimah, 2018 | 528 |
| 3. Merrick McHenry, 2023 | 526 |
| 4. Merrick McHenry, 2022 | 523 |
| 5. Paul Johnson, 2005 | 491 |
| 6. Thomas Amberg, 2012 | 486 |
| 7. Mitch Stahl, 2016 | 471 |
| 8. Weston Dunlap, 2012 | 461 |
| 9. Spencer Rowe, 2013 | 459 |
| 10. Chris Peña, 2003 | 458 |

Kills Per Set (Minimum 300 attempts)

| | |
|-----------------------------|------|
| 1. Steve Klosterman, 2007 | 4.29 |
| 2. Steve Klosterman, 2006 | 4.12 |
| 3. Garrett Muagututia, 2008 | 4.04 |
| 4. Cole Ketrzynski, 2021 | 3.98 |
| 5. Garrett Muagututia, 2010 | 3.90 |
| 6. Steve Klosterman, 2004 | 3.88 |
| 7. Jonathan Acosta, 2003 | 3.75 |
| 8. Robart Page, 2014 | 3.72 |
| 9. Matt Komer, 2002 | 3.71 |
| 10. Gonzalo Quiroga, 2014 | 3.70 |

Set Assists Average (Min. 300 assists; Assists in parentheses)

| | |
|----------------------------------|-------|
| 1. Rich Nelson, 2002 (1,546) | 13.68 |
| 2. Dennis Gonzalez, 2004 (1,066) | 13.67 |
| 3. Rich Nelson, 2003 (1,323) | 12.97 |
| 4. Rich Nelson, 2001 (1,477) | 12.63 |
| 5. Dennis Gonzalez, 2006 (974) | 12.18 |
| 6. Dennis Gonzalez, 2005 (976) | 12.05 |
| 7. Matt Wade, 2008 (1,068) | 11.48 |
| 8. Connor Bannan, 2013 (776) | 11.25 |
| 9. Steve O'Dell, 2014 (602) | 10.95 |
| 10. Micah Ma'a, 2018 (1,319) | 10.55 |

Ace Average (Min. 20 aces; Aces in parentheses)

| | |
|--------------------------------|------|
| 1. Micah Ma'a, 2019 (67) | 0.64 |
| 2. Mads Kyed Jensen, 2020 (42) | 0.60 |
| 3. Mitch Stahl, 2017 (42) | 0.55 |
| 4. Mark Williams, 2001 (51) | 0.51 |
| 5. Gonzalo Quiroga, 2014 (56) | 0.50 |
| 6. Cole Ketrzynski, 2021 (32) | 0.48 |
| — Micah Ma'a, 2016 (58) | 0.48 |
| 8. Adam Naeve, 2001 (56) | 0.47 |
| 9. Andrew Rowan (50) | 0.46 |
| — Gonzalo Quiroga, 2012 (47) | 0.46 |
| — Gonzalo Quiroga, 2013 (52) | 0.46 |

Digs Average (Min. 100 digs; Digs in parentheses)

| | |
|--------------------------------|------|
| 1. Tony Ker, 2008 (368) | 3.23 |
| 2. Tony Ker, 2006 (318) | 2.79 |
| 3. Adam Shrader, 2002 (303) | 2.71 |
| 4. Adam Shrader, 2003 (263) | 2.53 |
| 5. Tony Ker, 2007 (265) | 2.52 |
| 6. Tony Ker, 2005 (269) | 2.49 |
| 7. Adam Shrader, 2004 (267) | 2.47 |
| 8. Evan Mottram, 2013 (267) | 2.10 |
| 9. Adam Shrader, 2001 (256) | 2.08 |
| 10. Jackson Bantle, 2015 (177) | 2.06 |
| — Paul George, 2006 (272) | 2.06 |

Blocking Average (Min. 50 total blocks - Tot. Blks in parentheses)

| | |
|--------------------------------|---------|
| 1. Thomas Amberg, 2012 (150) | 1.43 |
| 2. Paul Johnson, 2005 (159) | 1.34 |
| 3. Thomas Amberg, 2009 (118) | 1.33 |
| 4. Scott Morrow, 2002 (106) | 1.23 |
| 5. Daenan Gyimah, 2018 (151) | 1.22 |
| — Jamie Diefenbach, 2007 (123) | 1.22 |
| 7. Guy Genis, 2023 (102) | 1.21 |
| 8. Mitch Stahl, 2016 (124) | 1.19 |
| 9. Scott Morrow, 2003 (65) | 1.18181 |
| 10. Scott Morrow, 2001 (131) | 1.18180 |



Gonzalo Quiroga, 2011-14

LETTERWINNER LIST

A

Julio "Gaby" Acevedo, 05
Jonathan Acosta, 02-03-04-05
Jim Adomoli, 60-61-62-63
Mike Allio, 64-66-68
Thomas Amberg, 09-10-11-12
Rick Amon, 78-79-81
Tom Anderson, 60-61
Mark Anderson, 80-82
John Anselmo, 89-91-92-93
Jake Armitz, 15-16-17-18
Peter Ashley, 75-76-77

B


Aleksandar Babic, 91
Carl Bailey, 60-61
Colin Bailey, 18
Andy Banachowski, 65-68
Connor Bannan, 11
Jackson Bantle, 14-15-16-17
Tom Barr, 64
Michael Beals 13-14
Bob Becker, 64
Ed Becker, 69-70
John Bekins, d., 73-74-75
Pete Blackman, 62
Rich Bland, 90-92-93
Aaron Boone, 95
Brian Boone, 89-90
Dylan Bowermaster, 07-10
Jeremy Brandt, 94
Jim Brazier, 72
Jonathan Bridgeman, 10-11-13
Doug Brooks, 75-76-77
Dave Brown, 78-79
Doug Brown, 74-75
Sam Burgi, 20-21-22
Steve Burian, 63-64-65-66
Ian Burnham, 01
Seth Burnham, 97-98-00

C

Kyle Caldwell, 09-11-12
James Calonico, 64
Jeff Campbell, 85
John Carmack, 63
Scott Carter, 67
Jeremy Casebeer, 10-11-12
Eric Chaghouri, 05-06-07
Grant Chalmers, 14-15
Tom Chamales, 73
Seth Champi, 99-00
Ethan Champlin, 21-22-23-24
Roger Clark, 81-82-83-84
Jamie Cleary, 87-88
Denny Cline, 74-75-76
George Conkey, 66-67-68
Jim Conkey, 62
Dan Conners, 01
Greg Coon, 00-01
Ron Coon, 71-72-73
Buddy Cox, 74
Anthony Curci, 85-87-88-89

D

Ido David, 22-23-24
Matt Davis, 97-98-99-00



Andy Klussmann

Jesse Debban, 01-03
Ned DeGroot, 65
Mike Denver, 92
Don Dendinger, 85-86-87-88
Jamie Diefenbach, 06-07-08
Mike Diehl, 92-93
Mike Desroches, 63-64
Aaron Dodd, 04-05
Kurt Donaldson, 74
Steve Drummy, 61-62-63-65
Weston Dunlap, 08-10-11-12

E

Steve Eddy, 66
Matthew Edwards, 23-24
Peter Ehrman, 78-79-80-81
Dale Ficks, 68
Keith Erickson, 65
Ian Eschenberg, 19-20-21
Gordon Evans, 60-63

F

Danny Farmer, 96-97-98-99
Michael Fisher, 14-15-16-17
Mike Franklin, 72-73-75-76
Ken Freeman, 71-72-73
Steve Fritzen, 67-68

G

Mike Garcia, 88-90
Ayrton Garcia-Jurado, 2023
Gray Garrett, 02-03-05
Guy Genis, 2022-23-24
Paul George, 05-06-07
Davis Gillett, 16-17
Greg Giovanazzi, 76-77-78
Troy Gooch, 2023
Wally Goodrick, 82-83-84
Dennis Gonzalez, 03-04-05-06
Stan Gordon, 67-68
Mike Gottschall, 75-76-77

Matt Grace, 99
Larry Griebenow, 71-72
Steve Gulnac, 79-80-81-83
Kurt Gunderson, 83-84
Daenan "Kofi" Gyimah, 17-18-19-20
Andor Gyulai, 97-98

H

Matt Hanley, 11
Albert Hanneman, 90
Bill Hansard, 77
Jason Harper, 95, 96
Thomas Hastings, 08-11
JT Hatch, 15-16-17-18
Carl Henkel, 88-89-90-91
Scott Herdman, 89-90-91
John Herren, 73-74-75
Bruce Herring, 69-70-71
Christian Hessenauer, 15-16-17-18
Dane Holtzman, 69-70
Jerald Hyde, 62-63

I

Chris Irvin, 73-74-75
Richard Irvin, 70-71-72
Kene Izchukwu, 12

J

Jeff Jacobs, 72-73
Charlie Jackson, 96-97-98
Ian Jackson, 06
Ryal Jagd, 10-11
Marcin Jagoda, 01-04

Barry Johnson, 62
Cole Johnson, 20
Paul Johnson, 02-03-04-05
Sam Jones, 18-19

K

Jonah Kay, 2019
Tim Kelly, 91-92-93-94
K.C. Keller, 76-77-78-79
Jamey Ker, 09, 11
Kevin Ker, 07-08-09-10
Tony Ker, 05-06-07-08
Trent Kersten, 13-14-15
Cole Ketrzynski, 20-21-22-23
Kirk Kilgour, 69-70-71
Mark Kinnison, 80-81-82
Karch Kiraly, 79-80-81-82
Gordon Kleinpeter, 60-61
Steve Klosterman, 04-05-06-07
Andy Klussmann, 83-84-85-86
Kevin Koblirne, 20-21-22
Sam Koblirne, 18-19-20-21
Matt Komer, 99-00-01-02
Alex Knight, 20-21-22-23-24
Mark Knudsen, 92
Kris Kraushaar, 02-03-04-05
Mads Kyed Jensen, 20

L

Arne Lamberg, 85-86-87
Dan Landry, 90-91-92-93
Chris Lee, 68
Bob Leonard, 71-72-73-74
Bill Levin, 63



Denny Cline (r) and Greg Giovanazzi

Chen Levitan, 10
 Phil Leymeyer, 60-61-62
 David Lin, 00
 Phil Lingman, 65
 Ricci Luyties, 81-82-83-84

M

Austin Matautia, 19-20-21
 Micah Ma'a, 16-17-18-19
 Grant Maleski, 18-19-20-21
 Eric Matheis, 15-16-18
 Daniel Matheney, 20-21-22
 Mike McCann, 67-68

Coleman McDonough, 23-24

Merrick McHenry, 21-22-23-24
 Matt McKinney, 03-04-05
 Bjorn Maaseide, 90
 Ed Machado, 68-69-70-71
 Mike Madison, 68-69
 Lee Mason, 60-61
 Oliver Martin, 15-16-17-18
 Wally Martin, 81-82-83-84
 Jim Menges, 72-73-74
 Robert Metcalf, 70
 Stein Metzger, 93-94-95-96
 Joe Mica, 75-76-77-79
 Greg Miller, 66-67
 Dylan Missry, 16-17-18-19
 Dave Mochalski, 82
 Scott Morrow, 00-01-02-03
 Ben Moselle, 96-97-98
 Evan Mottram, 12-13
 Cameron Mount, 00-01-02
 Garrett Muagututia, 07-10
 Sean Myhill, 77

N

Adam Naeve, 97-98-99-01
 Rich Nelson, 00-01-02-03
 George A. Negrete, 76
 Trong Nguyen, 94-95-96-97
 David Nichols, 74-75-77
 Shaun Nichols, 07
 Paul Nihipali, 94-95-96-97
 Matt Noonan, 94-95-96
 Mike Normand, 73-74
 J.R. Norris IV, 19-20-22-23
 Jeff Nygaard, 92-93-94-95

O

Dave Olbright, 76-77-78
 Steve O'Dell, 13-14
 Sean O'Malley, 06-07-08-09
 Chris Orem, 19-20
 Tim Otterman, 84-85

P

Robart Page, 2011-12-13-14
 Kyle Palmer, 13-14
 Ian Parish, 18, 20-21-22
 Adam Parks, 19-20-21
 Alex Parks, 18-19
 Marcus Partain, 21-22
 Miles Partain, 21-22
 Doug Partie, 81-82-83-84
 Kendall Partie, 13

Clayton Paullin, 13-14-15
 Bill Pearlman, 62-64-65
 Garland Peed V, 18-19
 Chris Peña, 01-02-03-04
 Cole Pender, 19-20-21-22
 Sabin Perkins, 74
 Brett Perrine, 07-08-09-10
 Matt Perry, 89
 Beau Peters, 04-07
 Ross Pier, 91-92-93-94
 Chris Pliha, 92
 Jack Polales, 09-11
 Cole Power, 20-21
 Brennan Prahler, 02-03-05

Q

Gonzalo Quiroga, 11-12-13-14

R

Doug Rabe, 75-76-77-78

Zach Rama 23-24

Art Rasmussen, 82-83-84
 Ed Ratledge, 99-00
 Ryan Ratelle, 06-08-09
 Brandon Rattray, 19
 Jake Reeves, 14-15-16
 Neil Riddell, 83-85
 Kent Robinett, 87-88
 Fred Robins, 96-97-98-99

Cooper Robinson, 23-24

Brian Rofer, 78-79-80
 Scott Rolles, 78-80

Andrew Rowan, 23-24

Spencer Rowe, 11-12-13-14
 Larry Rundle, 65-66
 David Russell, 02-03-05-06
 Mike Ryan, 66-67-68
 Pat Ryan, 68

S

Spencer Sachs, 16-17-18-19
 Steve Salmons, 77-78-79-81
 Dave Saunders, 79-80-81-82
 J.B. Saunders, 87-88-90
 Al Scates, 60-61-62-63
 Alex Scattareggia, 10-11
 Dave Schaffer, 67
 Nick Scheftic, 03-04-05-06
 Oren Sher, 89-90
 Trevor Schirman, 87-88-89-90
 Andy Schutz, 62-63-64-65
 Damien Scott, 04-05-06
 Dick Scott, 60-61-62-63
 Larry Scott, 74-77
 Mike Sealy, 90-91-92-93
 Jimmy Sepulveda, 02
 Ian Sequeira, 13-14
 Joe Shirley, 69-70
 Adam Shrader, 01-02-03-04
 Matt Shubin, 03-04
 Mark Slevcove, 78-80-81-82
 Grant Sloane, 22-23-24
 Andrew Smith, 80
 Hagen Smith, 14-15-16-17
 Kent Smith, 81

Mark Slevcove, 78-80-81-82
 Andrew Smith, 80
 Hagen Smith, 14-15-16-17
 Kent Smith, 81
 Parker Smith, 02
 Sinjin Smith, 76-77-78-79
 Matt Sonnichsen, 86-87-88-89
 John Speraw, 92-93-94-95
 Eric Sprague, 15-16-17
 Mitch Stahl, 14-15-16-17
 Mike Stafford, 86-88
 Tom Stillwell, 95-96-97-98
 Randy Stoklos, 80
 Steve Stovitz, 84-85-86
 D.J. Stromath, 06
 Fred Sturm, 72-73-75-76
 Erik Sullivan, 92-93-94-95
 Reed Sunahara, 82-83-84-86
 Steve Suttich, 76-77
 Bill Suwara, 87-88-89
 Ernie Suwara, 65-66-67
 Scott Swartzbaugh, 86
 David Swatik, 91-92

T

Brandon Taliaferro, 97-98-99-00
 Matt Taylor, 93-94-95-96
 Mark Tedsen, 87-88-89-90
 Evan Thatcher, 97-98-99-00
 Craig Thompson, 69
 Bob Thomson, 68-71-72
 Mike Timmons, 78-79-80-81
 Toshi Toyoda, 69
 James Turner, 96

U

Henry Unger, 60-61

V

Eric Vallely, 96-97-98
 Scott Vegas, 10-11-12-13
 Allan Vince, 03-04-05
 Nick Vogel, 09-10-11-12
 Kyle Vom Steeg, 21-22-23
 Dan Vrebalovich, 85
 Ashbjorn Volstad, 84-85-86-87

W

Matt Wade, 06-07-08-09
 Benny Wang, 87-88-89-90
 Rick Watson, 64
 James Welch, 70-71
 Kris Welch, 01
 Brian Wells, 93-94-95-96
 J.T. Wenger, 01-03-04
 Jeff Williams, 84-85-86-87
 Mark Williams, 98-99-00-01
 Mike Whitcomb, 88-89-90-91
 Matt Whitaker, 85-86-87-89
 Jeff Woodley, 08
 Kevin Wong, 92-93-94-95

Y

Court Young, 98-99
 Matt Younggren, 19-20

Z

John Zajec, 70-71-72
 John Zappia, 14-15-16
 Saul Zemaitaitis, 03-04

Ghost Photo: Karch Kiraly sets Ricci Luyties (11) in the 1981 NCAA finals at UC Santa Barbara. The Bruins defeated USC in five games for their eighth NCAA title.

UCLA MVB UNIFORM HISTORY

(1979-Present)

#1

Cameron Thorne, 2025

Kyle Vom Steeg, 2020-23
 Garland Peed V, 2018-19
 Jackson Bantle, 2014-17
 Jamey Ker, 2011-12
 Cooper O'Connor, 2010
 Jamey Ker, 2009
 Tony Ker, 2005-08
 David Russell, 2002-03
 Ian Burnham, 2001
 Seth Burnham, 1997-00
 Kanoa Ostrem, 1991
 Benny Wang, 1989-90
 Jeff Williams, 1984-87
 Mark Slevcove, 1980-82
 Dave Brown, 1979

#2

Jaidin Russell, 2024-25

J.R. Norris IV, 2018-23
 Davis Gillett, 2016-17
 Steve O'Dell, 2013-15
 Mitchell Johnson, 2010
 Sean O'Malley, 2006-09
 Beau Peters, 2004-05
 Jesse Debban, 2001-03
 Eric Vallely, 1997-98
 Kevin Wong, 1995
 Greg Gratteau, 1994
 John Anselmo, 1991-93
 Mike Stafford, 1986, 88
 Ecko Osorio, 1983
 Peter Ehrman, 1979-81

#3

Luca Curci, 2024-25

Cole Ketrzynski, 2020-23
 Alex Parks, 2018-19
 Michael Fisher, 2014-17
 Evan Mottram, 2013
 Kristian Kuld, 2012
 Tom Hastings, 2009-10
 Dennis Gonzalez, 2003-06
 Paul Jocas, 2001
 Brandon Taliaferro, 1997-00
 Matt Noonan, 1995-96
 Ross Pier, 1991-94
 Matt Sonnichsen, 1987-89
 Roger Clark, 1982-84

#4

Thiago Zamprogno, 2024-25

Troy Gooch, 2023
 Cole Pender, 2019-22
 Oliver Martin, 2014-18
 Matthew Hanley, 2011-12
 Chen Levitan, 2010
 Cooper O'Connor, 2007-08
 Blake Taylor, 2006
 J.T. Wenger, 2004
 Parker Smith, 2001
 Matt Davis, 1997-00
 Eric Vallely, 1996
 Matt Noonan, 1994
 Mike Denver, 1991-94
 Jamie Cleary, 1985-88
 Kelly Ferris, 1983
 Dave Saunders, 1979-82

#5

Caleb Sapp, 2025

Ayrton Garcia-Jurado, 2022-23-24

Sam Kobrine, 2017-21
 Teddy Goetz, 2009-10

Beau Peters, 2006-07
 Paul Johnson, 2002-05
 Mark Williams, 1998-01
 Stein Metzger, 1995-96
 Trong Nguyen, 1994
 Mike Diehl, 1992-93
 Rand Rognlien, 1991
 Mike Garcia, 1990
 J.B. Saunders, 1987-88
 Neil Riddell, 1983-86
 Brian Rofer, 1979-81

#6

Spencer Graves, 2024-25

Marcus Partain, 2020-22
 Jonah Kay, 2016-19
 Clayton Paullin, 2013-15
 Weston Dunlap, 2011-12
 Jeff Woodley, 2006-09
 Gray Garrett, 2002-05
 Seth Champi, 1999-00
 Matt Grace, 1997
 Todd Eliassen, 1996
 Kevin Wong, 1992-94
 Albert Hanneman, 1990
 Allan Chao, 1986
 Tim Otterman, 1984-85
 Gary Constantino, 1979

#7

Andrew Rowan, 2023-24-25

Ian Parish, 2018-22
 Mitch Stahl, 2014-17
 Scott Vegas, 2013
 Nick Vogel, 2011-12
 Garrett Muagututia, 2007-10
 Jonathan Acosta, 2001-05
 Trong Nguyen, 1995-97
 Mike Sealy, 1990-93
 Mark Snudsen, 1989
 Dan Vrebalovich, 1985
 Kent Smith, 1981
 Scott Rolles, 1980

#8

Micah Wong Diallo, 2024-25

Kevin Kobrine, 2019-22
 Eric Matheis, 2015-18
 Jonathan Bridgeman, 2013-14
 Kyle Caldwell, 2009-12
 Aaron Dodd, 2004-06
 Kris Welch, 2001
 Jared Dannis, 1998
 Brian Wells, 1995-96
 David Swatik, 1991-93
 Mark Tedsen, 1990
 Matt Whitaker, 1985-87

#9

Trent Taliaferro, 2025

Guy Genis, 2022-23-24
 Brandon Rattray, 2019-20
 JT Hatch, 2015-18
 Julio Acevedo, 2005
 Matthew Acosta, 2004
 Jimmy Sepulveda, 2002-03
 Evan Thatcher, 1997-00
 Jeff Nygaard, 1992-95
 Mike Stafford, 1989
 Andy Klussman, 1983-86
 Andrew Smith, 1979-81

#10

Sean McQuiggan, 2022-23-24-25

Grant Maleski, 2018-21
 Reece Salmons, 2017
 Jake Reeves, 2014-16
 Connor Bannan, 2012-13

Alex Scattareggia, 2011
 Brett Perrine, 2007-10
 Damien Scott, 2003-06
 Greg Coon, 2001
 John Coon, 2000
 Paul Nihipali, 1994-97
 Dan Landry, 1990-93
 Wally Goodrick, 1982-84
 Jon Weiglin, 1980

#11

Cooper Robinson, 2022-23-24-25

Cole Johnson, 2019-20
 Dominic Brouard, 2016-17
 Aaron Boone, 1995
 Stein Metzger, 1993-94
 Aleksandar Babic, 1991-92
 Brian Maaseide, 1990
 Matt Sonnichsen, 1986
 Ricci Luyties, 1981-84
 Randy Stoklos, 1980

#12

Sean Kelly, 2025

Alex Knight, 2020-23-24
 Dylan Missry, 2016-19
 Ian Sequeira, 2013-14
 Evan Mottram, 2012
 Spencer Rowe, 2011
 Ted Slaughter, 2009
 Dylan Bowermaster, 2007-08
 Sam Nelson, 2000
 Donald Puathasnanon, 1997-98
 Matt Taylor, 1994-96
 Jeremy Brandt, 1992
 J.B. Saunders, 1990-91
 Matt Perry, 1989
 Don Dendinger, 1985-88
 Art Rasmussen, 1982, 84
 Kurt Gunderson, 1980

#13

Merrick McHenry, 2020-23-24
 Micah Ma'a, 2016-19
 Mark Anderson, 1982

#14

Matthew Aziz, 2022-23-24-25

Cole Power, 2020-21
 Sam Jones, 2017-19
 Trent Kersten, 2013-15
 Jack Polales, 2009-12
 James Scilacci, 2008
 Steve Klosterman, 2004-07
 Scott Morrow, 2000-03
 Fred Robins, 1996-99
 John Speraw, 1992-95
 Mike Whitcomb, 1990-91
 Rich Bland, 1989
 Anthony Curci, 1985-88
 Wallace Martin, 1980-84

#15

Christopher Hersh, 2023-24-25

Daniel Matheney, 2019-22
 Jake Arnitz, 2015-18
 Robart Page, 2011-14
 Jack Mergenthaler, 2010
 Matt Wade, 2007-09
 David Russell, 2005-06
 Rich Nelson, 2000-03
 Danny Farmer, 1996-99
 Erik Sullivan, 1992-95
 Carl Henkel, 1990-91

#16

Ido David, 2022-23-24-25

Daenan "Kofi" Gyimah, 2017-20

Grant Chalmers, 2014-15
 Dane Worley, 2011, 13
 Weston Dunlap, 2008-10
 Kent Kraushaar, 2007
 Nathan Bosza, 2006
 Paul George, 2004
 Cameron Mount, 2000-02
 Evan Thatcher, 1996
 Jeremy Brandt, 1994
 Rich Bland, 1990-93
 Arne Lamberg, 1983, 85-87

#17

David Flores, 2024
 Sam Burgi, 2019-22
 Christian Hessenauer, 2015-18
 Spencer Rowe, 2012-14
 Dylan Bowermaster, 2010
 D.J. Stromath, 2006-09
 Allan Vince, 2004-05
 Tom Stillwell, 1995-98
 Brian Boone, 1990-92
 Matt Whitaker, 1989
 Kurt Gunderson, 1983-84
 Rick Bankson, 1980

#18

Grant Sloane, 2021-22-23-24
 Chris Orem, 2018-19-20
 Kyle Palmer, 2014
 Thomas Amberg, 2009-12
 Ian Jackson, 2007
 Brennan Prahler, 2002-05
 Adam Naeve, 2001
 Greg Coon, 2000
 Adam Naeve, 1997-99
 Brett Grube, 1995-96
 Brian Wells, 1993-94
 Steve Lucas, 1992
 Scott Herdman, 1989-91
 Benny Wang, 1987-88

#19

David Decker, 2023-24-25
 Ian Eschenberg, 2019-22
 Eric Sprague, 2014-17
 Kendall Partie, 2013
 Scott Vegas, 2011-12
 Jamie Diefenbach, 2006-09
 Saul Zemaitaitis, 2003-04
 Charlie Jackson, 1996-98
 Steve Lucas, 1994
 Chris Pliha, 1991-94
 Oren Sher, 1990
 Anthony Curci, 1989
 Carl Brittain, 1982
 Mark Anderson, 1980

#20

Matthew Chun, 2025
 Ethan Champlin, 2021-22-23-24
 Ethan Hill, 2020
 Colin Bailey, 2018
 Kendall Partie, 2014
 Ben Moselle, 1996-98
 Brett Grube, 1994
 Mark Shoptaw, 1993
 Mark Knudsen, 1991-92
 Trevor Schirman, 1987-90
 Doug Partie, 1982-84
 K.C. Keller, 1979

#21

Zach Rama, 2023-24-25
 Mads Kyed Jensen, 2020
 Spencer Sachs, 2016-19
 Tom Hastings, 2011
 Kent Kraushaar, 2009
 Paul George, 2005-07
 Chris Pena, 2001-04

Greg Gratteau, 1996
 Jason Harper, 1994
 Adam Peacocke, 1992
 Bjorn Maaseide, 1991
 Bill Suwara, 1985-89
 Bill Morris, 1984
 Scott Ford, 1979-81

#22

Matthew Edwards, 2022-23-24-25
 Adam Parks, 2018-21
 Hagen Smith, 2014-17
 Scott Leslie, 1991
 Dave Michalski, 1986
 Dave Mochalski, 1982
 Sinjin Smith, 1979

#23

Coleman McDonough, 2023-24-25
 Austin Matautia, 2019-21
 Gonzalo Quiroga, 2011-14
 Ryan Ratelle, 2006-09
 Patrick Nihipali, 2003
 Dan Conners, 2001
 James Turner, 1995-96
 Tim Kelly, 1991-94
 Mark Tedsen, 1987-89
 Scott Swartzbaugh, 1983, 85-86
 Kevin Taguchi, 1982
 Rick Amon, 1979-81

#24

Kahale Cline, 2025
 Miles Partain, 2021-23
 Matt Younggren, 2019-20
 Adam Shrader, 2001-04
 Ed Ratledge, 1999-00
 Jason Harper, 1996
 Monty Smith, 1994
 Asbjorn Volstad, 1984-87
 Mark Kinnison, 1979-82

#25

Kevin Ker, 2007-10
 Matt McKinney, 2003-05
 Matt Komer, 1999-02
 Court Young, 1996
 Kent Steffes, 1989
 Steve Stovitz, 1984-86
 Joe Mica, 1979

#26

Kris Kraushaar, 2003-05
 Ryan Kittel, 2000
 Andor Gyulai, 1996-98
 Mike Garcia, 1986
 Randy Sherwood, 1984-85

#27

Ryal Jagd, 2010-12
 Kristian Kuld, 2009
 Matt Shubin, 2002-06
 David Lin, 2001
 Court Young, 1999
 Kent Robinett, 1987-88
 Mike Timmons, 1979-81

#28

Kene Izuchukwu, 2012-13
 Nick Vogel, 2009-10
 James Jessen, 2005
 Brian Boone, 1989
 Reed Sunahara, 1982-84, 1986

#29

Carl Henkel, 1989-90
 Jeff Campbell, 1985
 Steve Salmons, 1979-81

#30

Jeremy Casebeer, 2008-12
 Mark Lovein, 2005-07
 Mike Whitcomb, 1988-89
 Steve Gulnac, 1979-82

#31

Karch Kiraly, 1979-82

#32

Michael Beals, 2013-14
 Matt Wade, 2006
 Oren Sher, 1989

#33

Phil Darin, 2011
 Eric Chaghouri, 2005-07
 Marcin Jagoda, 2003-04

#34

John Zappia, 2014-16
 Alex Scattareggia, 2009-10
 Matt Shubin, 2003-04

#36

Jonathan Bridgeman, 2010

#39

Scott Vegas, 2010

#45

Bill Dolby, 1979

#51

Shaun Nichols, 2007-09



Undated Alumni Team photo (l-r, back row): Steve Gulnac, Ricci Luyties, Steve Salmons, Dave Mochalski, Dave Saunders, Randy Stoklos, Greg Giovanazzi, Doug Partie and Wally Martin. (l-r, front row): Mark Kinnison, Mark Anderson, Sinjin Smith, Mike Sondheimer, Dave Brown, Karch Kiraly, Mike Timmons and John Zajec.

Since 1970, UCLA has won 21 NCAA volleyball titles. Among UCLA sports, that total is a school record. Below are capsule summaries of UCLA's 21 NCAA title teams. The 21 titles for a single sport rank tied for 9th-most among all Division I programs (first is Oklahoma State wrestling which has captured 34 titles).

1970 - AT UCLA

The Bruins won the first NCAA championship in Pauley Pavilion by surviving a round-robin tournament and easily sweeping Long Beach State in the final. The Bruins' Dane Holtzman (MVP), and All-Tournament selections Kirk Kilgour and Ed Becker gave coach Al Scates the first of 19 title trophies.

1971 - AT UCLA

Again UCLA played host and repeated as champion. The Bruins, despite an easy victory in their first match, survived the tough round-robin pool play format where they were extended to three games twice. In the finals, UCLA defeated UC Santa Barbara in three games. Kirk Kilgour ended a brilliant UCLA career by sharing Co-MVP honors with the Gauchos' Tim Bonyng. The Bruins' Larry Griebenow and Ed Machado were All-Tournament selections.

1972 - AT BALL STATE

The Bruins won their third consecutive title as heavy underdogs to San Diego State and UC Santa Barbara at Ball State. The Bruins, who received an at-large bid, were routed by SDSU in round-robin play, but an upset against UCSB gave them a final match showdown against the Aztecs. SDSU appeared ready for a three-game sweep, winning the first two games, 15-10, 15-9, and opening an 8-3 lead in Game 3. But the Bruins rallied after Scates called a timeout. MVP Dick Irvin and All-Tournament selection John Zajec sparked the comeback.



John Zajec was a member of UCLA's first three NCAA title teams and earned NCAA All-Tournament honors in 1972.

1974 - AT UC SANTA BARBARA

UC Santa Barbara was the heavy favorite to win at home and easily beat the Bruins in Games 1 and 3 in the title match. With the Gauchos ahead 6-1 in the fifth game, Scates inserted seldom-used freshman Sabin Perkins, who served six straight points, including three aces, to reverse the momentum and give UCLA its fourth championship in five years. UCLA's Bob Leonard was named MVP, and Mike Normand and Jim Menges were named to the All-Tournament squad.

1975 - AT UCLA


UC Santa Barbara invaded Pauley Pavilion unbeaten and with the reputation as the best collegiate volleyball team in history. Before more than 8,000 fans, Scates received a great final match performance from MVP John Bekins and fine hitting and blocking from All-Tournament members John Herron and Joe Mica, as well as Chris Irvin, Fred Sturm and Denny Cline.

1976 - AT BALL STATE

Down 15-14 in Game 1 against Pepperdine at Ball State, the Bruins staged another of their patented comebacks after backup setter Steve Suttich made a diving save off what appeared to be the game point. The Bruins went on to easily win Games 2 and 3 and their sixth title of the decade.

1979 - AT UCLA

After a two-year title drought, the Bruins returned to the NCAA Championships on their home court unbeaten and primed to become collegiate volleyball's first undefeated team. Despite dropping the first game, 12-15 to USC, Joe Mica sparked the comeback that gave UCLA its historic 31-0 season. Sinjin Smith was voted MVP and Steve Salmons, Peter Ehrman and Mica were named to the All-Tournament team.



Joe Mica earned NCAA All-Tournament Team honors in 1979.

1981 - AT UC SANTA BARBARA

UCLA overcame injuries to win a five-game match against arch rival USC. The Trojans led 5-1 and 9-7 in the fifth game, but All-Tournament selection Steve Salmons, who spent most of the season rehabilitating his knee, rallied the Bruins this time. MVP Karch Kiraly set brilliantly and Steve Gulnac earned All-Tournament honors. The victory avenged the previous year's four-game loss to USC in the finals at Ball State.

1982 - AT PENN STATE

Ranked No. 1 and undefeated, the Bruins entered the NCAA Tournament as heavy favorites. UCLA swept Ohio State in the semifinals. The next night the Bruins downed host Penn State, 15-4, 15-9, 15-7. Kiraly became the first player in collegiate volleyball history to receive MVP honors two straight years, and Doug Partie, Mark Kinnison and Dave Mochalski were All-Tournament selections.

1983 - AT OHIO STATE

Despite losing three of their first six conference matches, the Bruins rolled to their second straight league title, forcing Pepperdine, which had beaten UCLA in two of three meetings, into the grueling regionals. The Waves won the wildcard spot, setting the stage for another UCLA-Pepperdine battle. In the semifinals, UCLA cruised to a three-game victory over Ohio State, and the Waves obliged by beating Penn State. In the final, UCLA dominated play at the net and limited the Waves to a .099 hitting percentage. The three-game sweep gave coach Al Scates his 10th NCAA title, tying him with John Wooden. Ricci Luyties was voted Most Outstanding Player and Wally Martin, Doug Partie and Steve Gulnac joined him on the All-Tournament Team.

1984 - AT UCLA


Several milestones were achieved during this historic season. In addition to an undefeated season, the Bruins' 38 victories were an NCAA men's volleyball record as well as a school record. Scates guided UCLA to an unprecedented fourth consecutive national championship, his 11th in the 15-year history of the sport, moving him ahead of Wooden. The title match drew a record 9,809 spectators, and UCLA's Ricci Luyties earned Most Outstanding Player honors for the second straight year. Other Bruins named to the All-Tournament Team were seniors Doug Partie and Roger Clark, plus freshman Ozzie Volstad, who would be instrumental in the Bruins' next title season.

1987 - AT UCLA

The Bruins stormed into the NCAA Tournament with all the advantages: a 25-match winning streak, a No. 1 seeding, two weeks of rest, the country's best record, the home court crowd and a wealth of tradition. In typical Al Scates fashion, UCLA breezed past Ohio State in the semifinals, while USC needed five games to outlast a tough Penn State team. A crowd of 8,952, third largest in collegiate volleyball history, cheered as the Bruins swept past their arch rivals in a two-hour, three-game match, 15-11, 15-2, 16-14. UCLA tied its school record for single season victories by finishing with a 38-3 record, and senior All-American Ozzie Volstad capped an outstanding career by earning Most Outstanding Player honors. Seniors Jeff Williams and Arne Lamberg also were named to the All-Tournament Team.

1989 - AT UCLA

The Bruins were hosts for the 20th annual tournament, featuring a final match showdown between a veteran coach and his young understudy. Fred Sturm, a member of the Bruins' 1976 NCAA title team, entered Pauley Pavilion as head coach of Stanford, playing in its first title match. In the semifinals, the Bruins swept Penn State, while the Cardinal got a scare from Ball State before winning in four. In the final, the Bruins jumped off to a quick start and won Games 1 and 2, 15-1, 15-13. Stanford appeared to have regrouped in Game 3 by stomping the Bruins 15-4, but Scates and MVP Matt Sonnichsen hung on to win Game 4, 15-12. Bruins named to the All-Tournament team were Trevor Schirman, who shut down Stanford Olympian Scott Fortune, and seniors Anthony Curci and Matt Whitaker.



Roger Clark earned NCAA All-Tournament honors in 1984.

1993 - AT UCLA

UCLA ended a three-year championship drought by sweeping Ohio State in the semifinals and upstart Cal State Northridge in the finals. The Bruins continued several championship streaks: they extended their Pauley Pavilion NCAA post-season winning string to 20 consecutive matches and ran their record in home court NCAA finals to 14-0. Scates' 14th NCAA title inched him closer to the national record. Senior setter Mike Sealy and sophomore quick hitter Jeff Nygaard earned co-Most Outstanding Player honors. Senior Dan Landry and sophomore Kevin Wong also were voted to the NCAA All-Tournament Team. The Bruins set a


two-match NCAA Tournament record by hitting .463, and Nygaard set a single match championship record by hitting .867 (13-0-15) against Ohio State.

1995 - AT SPRINGFIELD, MASS.

The championship returned to volleyball's birthplace and the kingpin of the sport reclaimed its crown. Following the second-place finish to Penn State the previous year, UCLA's four fifth-year seniors vowed revenge in earnest. UCLA avenged a shocking 3-0 mid-season loss to Ball State by spanking the Cardinals 3-0 in the semifinals. Revenge also served as the major motivation against Penn State. The Bruins swept them in the finals to restore order to the collegiate volleyball world. Along the way the Bruins established some impressive records: 34 straight weeks as the nation's No.1 ranked team, a string of 34 home victories and three consecutive 19-0 MPSF title seasons. Senior Jeff Nygaard won his second straight AVCA and Volleyball Magazine Player of the Year awards, and Stein Metzger, John Speraw and Nygaard were named to the NCAA All-Tournament Team, the latter selected as Most Outstanding Player.

1996 - AT UCLA

The improbable championship proved one of the most exciting and gratifying for coach Al Scates. "This one was special because we had to work so hard for it," said Scates, whose 16th title tied him with former Houston golf coach Dave Williams for the NCAA lead. With four starters gone from the previous season, the Bruins gutted out No.16 in a thrilling five-game, three-hour and twenty-seven minute final against Hawaii, the preseason favorite. The victory raised the Bruins' intimidating post-season home-court record to 24-0 and improved their overall NCAA playoff record to 43-4. UCLA's Stein Metzger, the AVCA co-Player of the Year, earned All-Tournament honors along with the Bruins' Tom Stillwell, who led the country in blocking average.




Kevin Wong earned NCAA All-Tournament honors as a sophomore in 1993.

1998 - AT HAWAI'I

The Bruins saved their best for last in winning for Scates a record-breaking 17th title. After outlasting Lewis University 3-2 in the semifinals, the final against Pepperdine on a hostile court proved to be a match of veterans vs. inexperience. With five of six starters boasting NCAA championship match experience, the Bruins cruised to a 3-0 victory over the Waves, who claimed just one starter with previous championship experience. Scates saved

his best game plan for the final, which produced a Bruin hitting percentage of .454 and nine aces. Adam Naeve, who spiked 23 kills on .629 hitting and added three aces and five blocks, was named Most Outstanding Player. Setter Brandon Taliaferro and outside hitter Fred Robins also were named to the All-Tournament Team.



John Speraw (l) and Erik Sullivan team up for this block against Penn State in the 1995 NCAA finals at Springfield, MA.

2000 - AT IPFW

This championship was all about avenging past demons. The coaches were determined to eradicate all the bad memories of losing the 1994 championship match to Penn State at IPFW and the players wanted to redeem themselves after losing in the first round of the 1999 league playoffs. Senior setter Brandon Taliaferro guided UCLA to a pair of sweeps over Penn State in the semifinals and Ohio State in the finals. Against OSU, the Bruins hit .459 for the match, served eight aces, and out-blocked the Buckeyes, 12-6. Senior Evan Thatcher led all players with 25 kills (.468). Taliaferro and junior Mark Williams added three aces apiece and sophomore Matt Komer led the team with six blocks. The turning point in the match came in Game 3 when senior Ed Ratledge rallied the Bruins from a 13-8 deficit by serving two points, including an ace. Taliaferro earned Most Outstanding Player honors and seniors Seth Burnham and Thatcher were named to the All-Tournament Team.

2006 - AT PENN STATE

On March 17, the Bruins rallied to defeat USC 3-2 to win the Kilgour Cup. The victory improved the Bruins' overall record to 13-12 and ignited a 14-match winning streak that included several improbable upsets: 3-1 at Hawaii in the MPSF quarterfinals, 3-0 vs. Pepperdine in the league semifinals and 3-1 vs. Long Beach State in the MPSF championship match. The Bruins buried IPFW 3-0 in the NCAA semifinals and defeated host Penn State in the championship to capture their 19th NCAA crown under Scates and UCLA's 98th overall. In the championship match, the Bruins rallied from an eight-point deficit in Game 2 to win their second NCAA title at Penn State (the first came in 1982). Damien Scott and Dennis Gonzalez were named to the All-Tournament team, and Steve Klosterman, who had battled back from shoulder surgery the previous season, was named Most Outstanding Player. The Bruins' 26-12 overall record represented the most losses by a national champion.

2023 - AT GEORGE MASON

UCLA cruised through the MPSF schedule with a perfect 12-0 mark, its first unblemished league record since the 1995 squad went 19-0, and then followed up with its first MPSF Tournament title since 2006 to earn the top-seed into the NCAA Tournament. The Bruins proceeded to sweep Long Beach State in the NCAA semifinals to record their 21st 3-0 win of the year, the most since 1995. UCLA was then looking at a rematch with a Hawai'i squad, the two-time defending NCAA champs, that had defeated the Bruins in four sets in Honolulu earlier in the season. The Bruins rallied from a 20-23 first-set deficit to begin the title quest with a 28-26 win. In set two, UH overcame a 19-13 deficit to take the second set 33-31. The Bruins took control of sets three and four midway through both frames and finished with back-to-back 25-21 wins to bring home the crown. Alex Knight, who tied his career-high with 15 kills in the title match, was chosen as the Most Outstanding Player while Ido David (23 kills) and Troy Gooch (15 digs) were named to the NCAA All-Tournament Team. UCLA closed out the season with 12 straight victories on the way to winning title No. 20 and the first under head coach John Speraw, who was named 2023 AVCA Coach of the Year.

2024 - at Long Beach State

The top-seeded UCLA men's volleyball team won the 2024 Men's National Collegiate Volleyball Championship in four sets on Saturday over No. 2 seed Long Beach State in Walter Pyramid. Scores of the match were 25-21, 25-20, 27-29, 25-21. The victory brought home NCAA men's volleyball championship No. 21 for the program and produced the first back-to-back titles by the Bruins since the 1995 and 1996 seasons, as well as the 122nd overall NCAA title for the school across all sports. The loss snapped a 27-match home court win streak by Long Beach dating back to a Feb. 2023 win by the Bruins. With the win, the Bruins ended the season with wins in 15 of the last 16 matches on the way to the title. UCLA Head Coach John Speraw won his fifth NCAA men's volleyball title as a collegiate head coach – 2024 and 2023 at UCLA; also 2007, 2009, 2012 while at UC Irvine. He helped win three more titles as a UCLA men's volleyball assistant coach – 1996, 1998, 2000 – and also brought home two trophies as a Bruin men's volleyball player in 1993 and 1995 for coach Al Scates.

MOST NCAA CHAMPIONSHIPS IN A SINGLE SPORT (DIV. I - AS OF 2024)

1. Oklahoma State Wrestling - 34 *(first title in 1928, last in 2006)*
2. USC Men's Outdoor Track and Field - 26 *(first title in 1926, last in 1976)*
3. Denver Skiing - 24 *(first title in 1954, last in 2018)*
Iowa Wrestling - 24 *(first title in 1975, last in 2021)*
5. North Carolina Women's Soccer - 21 *(first title in 1982, last in 2012)*
Yale Men's Golf - 21 *(first title in 1897, last in 1943)*
USC Men's Tennis - 21 *(first title in 1946, last in 2014)*
Arkansas Men's Indoor Track and Field - 21 *(first title in 1984, last in 2024)*
UCLA Men's Volleyball - 21 *(first title in 1970, last in 2023)*
10. Stanford women's tennis - 20 *(first title in 1982, last in 2019)*

UCLA has appeared in 29 overall NCAA Tournaments and posted a record of 57-10 (.851). The Bruins have posted a 28-3 (.903) record in Pauley Pavilion NCAA Tournament matches and UCLA is 20-7 (.741) overall in NCAA title matches.

1970 NCAA Championship at UCLA

Round Robin Play: UCLA d. UC Santa Barbara, 15-6, 15-10
 UCLA d. Ball State, 15-4, 15-6
 UCLA d. Long Beach State, 15-12, 13-15, 15-2
 Semifinals: UCLA d. UC Santa Barbara, 15-10, 15-13, 15-8
 Championship: UCLA d. Long Beach State, 15-7, 15-4, 15-8

1971 NCAA Championship at UCLA

Round Robin Play: UCLA d. Springfield, 15-3, 15-4
 UCLA d. Ball State, 15-7, 15-12
 UCLA d. UC Santa Barbara, 15-11, 14-16, 15-9
 Semifinals: UCLA d. Springfield, 15-6, 15-1, 15-3
 Championship: UCLA d. UC Santa Barbara, 15-6, 17-15, 17-15

1972 NCAA Championship at Ball State

Round Robin Play: UCLA d. UC Santa Barbara, 15-13, 15-7
 San Diego State d. UCLA, 15-7, 15-11
 UCLA d. Ball State 15-1, 15-4
 Semifinals: UCLA d. Ball State, 15-9, 15-9, 12-15, 15-12
 Championship: UCLA d. San Diego State, 10-15, 9-15, 15-9, 15-10, 15-7

1974 NCAA Championship at UC Santa Barbara

Semifinals: UCLA d. Ball State, 15-10, 15-9, 15-9
 Championship: UCLA d. UC Santa Barbara, 10-15, 15-8, 10-15, 15-11, 15-12

1975 NCAA Championship at UCLA

Semifinals: UCLA d. Ohio State, 15-1, 15-11, 15-8
 Championship: UCLA d. UC Santa Barbara, 15-9, 7-15, 15-9, 15-10

1976 NCAA Championship at Ball State

Semifinals: UCLA d. Springfield, 15-4, 15-2, 15-5
 Championship: UCLA d. Pepperdine, 18-16, 15-9, 15-11

1978 NCAA Championship at Ohio State

Semifinals: UCLA d. Rutgers-Newark, 15-11, 15-8, 15-8
 Championship: Pepperdine d. UCLA, 15-12, 11-15, 15-8, 5-15, 15-12

1979 NCAA Championship at UCLA

Semifinals: UCLA d. Ball State, 15-3, 15-1, 15-4
 Championship: UCLA d. USC, 12-15, 15-12, 15-11, 15-7

1980 NCAA Championship at Ball State

Semifinals: UCLA d. Ohio State, 15-8, 15-7, 15-7
 Championship: USC d. UCLA, 15-7, 6-15, 15-3, 15-8

1981 NCAA Championship at UC Santa Barbara

Semifinals: UCLA d. Ohio State, 15-8, 15-7, 15-9
 Championship: UCLA d. USC, 11-15, 15-7, 15-11, 8-15, 15-13

1982 NCAA Championship at Penn State

Semifinals: UCLA d. Ohio State, 15-10, 15-12, 15-7
 Championship: UCLA d. Penn State, 15-4, 15-9, 15-7

1983 NCAA Championship at Ohio State

Semifinals: UCLA d. Ohio State, 15-4, 15-5, 15-4
 Championship: UCLA d. Pepperdine, 15-10, 16-14, 15-7

1984 NCAA Championship at UCLA

Semifinals: UCLA d. Ball State, 15-8, 15-4, 15-6
 Championship: UCLA d. Pepperdine, 15-11, 15-13, 16-18, 15-12

1987 NCAA Championship at UCLA

Semifinals: UCLA d. Ohio State, 15-7, 15-10, 15-11
 Championship: UCLA d. USC, 15-11, 15-2, 16-14

1989 NCAA Championship at UCLA

Semifinals: UCLA d. Penn State, 15-6, 15-4, 15-9
 Championship: UCLA d. Stanford, 15-1, 15-13, 4-15, 15-12

1993 NCAA Championship at UCLA

Semifinals: UCLA d. Ohio State, 15-4, 15-4, 15-2
 Championship: UCLA d. CSUN, 15-8, 15-11, 15-10

1994 NCAA Championship at IPFW

Semifinals: UCLA d. IPFW, 15-3, 15-8, 15-4
 Championship: Penn State d. UCLA, 9-15, 15-13, 4-15, 15-12, 15-12

1995 NCAA Championship at Springfield, MA

Semifinals: UCLA d. Ball State, 15-12, 15-9, 15-10
 Championship: UCLA d. Penn State, 15-3, 15-10, 15-10

1996 NCAA Championship at UCLA

Semifinals: UCLA d. Lewis, 15-7, 15-8, 15-10
 Championship: UCLA d. Hawaii, 15-13, 12-15, 9-15, 17-15, 15-12

1997 NCAA Championship at Ohio State

Semifinals: UCLA d. Penn State, 15-13, 13-15, 15-4, 10-15, 15-10
 Championship: Stanford d. UCLA, 15-7, 15-10, 9-15, 6-15, 15-13

1998 NCAA Championship at Hawai'i

Semifinals: UCLA d. Lewis, 13-15, 15-9, 15-6, 13-15, 15-11
 Championship: UCLA d. Pepperdine, 15-11, 15-11, 15-7

2000 NCAA Championship at IPFW

Semifinals: UCLA d. Penn State, 15-11, 15-8, 15-10
 Championship: UCLA d. Ohio State, 15-8, 15-10, 17-15

2001 NCAA Championship at Long Beach State

Semifinals: UCLA d. Ohio State, 30-21, 30-20, 22-30, 30-24
 Championship: BYU d. UCLA, 26-30, 26-30, 30-32

2005 NCAA Championship at UCLA

Semifinals: UCLA d. Penn State, 30-20, 30-24, 30-27
 Championship: Pepperdine d. UCLA, 30-23, 23-30, 24-30, 30-25, 15-10

2006 NCAA Championship at Penn State

Semifinals: UCLA d. IPFW, 30-25, 30-23, 30-28
 Championship: UCLA d. Penn State, 30-27, 30-27, 30-27

2016 NCAA Championship at Penn State

Semifinals: Ohio State d. UCLA, 22-25, 25-22, 25-21, 20-25, 18-16

2018 NCAA Championship at UCLA

Opening Round: UCLA d. Harvard, 23-25, 25-21, 25-11, 25-21
 Semifinals: UCLA d. BYU, 25-22, 24-26, 29-27, 25-19
 Championship: Long Beach State d. UCLA 25-19, 23-25, 20-25, 26-24, 15-12

2022 NCAA Championship at UCLA


Opening Round: UCLA d. Pepperdine, 25-23, 22-25, 26-24, 25-19
 Semifinals: Long Beach State d. UCLA 18-25, 18-25, 25-15, 25-10. 16-14

2023 NCAA Championship at George Mason

Semifinals: Long Beach State d. UCLA 25-16, 25-14, 25-19
 Championship: UCLA d. Hawai'i 28-26, 31-33, 25-21, 25-21

2024 NCAA Championship at Long Beach State

Quarterfinals: UCLA d. Fort Valley State, 25-14, 25-15, 25-15
 Semifinals: UCLA d. UC Irvine, 22-25, 25-20, 25-16, 18-25, 15-12
 Championship: UCLA d. Long Beach State, 25-21, 25-20, 27-29, 25-21



Riccio Luyties celebrates after one of his four NCAA Men's Volleyball titles.

RECORDS

| Year | Champion (Record) | Head Coach | Score | Runner-Up | Host | Championship Match Attendance | Total Attendance |
|------|---------------------------------------|--------------------|------------|-----------------------|-----------------------|-------------------------------|------------------|
| 1970 | UCLA (24-1) | Al Scates | 3-0 | Long Beach St. | UCLA | 3,143 | — |
| 1971 | UCLA (29-1) | Al Scates | 3-0 | UCSB | UCLA | — | — |
| 1972 | UCLA (27-7) | Al Scates | 3-2 | San Diego St. | Ball St. | — | — |
| 1973 | San Diego St. (21-5) | Jack Henn | 3-1 | Long Beach St. | San Diego St. | 7,762 | 13,412 |
| 1974 | UCLA (30-5) | Al Scates | 3-2 | UCSB | UCSB | 3,000 | 4,842 |
| 1975 | UCLA (27-8) | Al Scates | 3-1 | UCSB | UCLA | 8,000 | 11,500 |
| 1976 | UCLA (15-2) | Al Scates | 3-0 | Pepperdine | Ball St. | 4,140 | 5,514 |
| 1977 | USC (18-1) | Ernie Hix | 3-1 | Ohio St. | UCLA | 4,500 | 5,152 |
| 1978 | Pepperdine (21-4) | Marv Dunphy | 3-2 | UCLA | Ohio St. | 4,756 | 7,415 |
| 1979 | UCLA (31-0) | Al Scates | 3-1 | USC | UCLA | 6,100 | 6,870 |
| 1980 | USC (22-6) | Ernie Hix | 3-1 | UCLA | Ball St. | 3,000 | 5,242 |
| 1981 | UCLA (32-3) | Al Scates | 3-2 | USC | UCSB | 5,000 | 8,946 |
| 1982 | UCLA (29-0) | Al Scates | 3-0 | Penn St. | Penn St. | 5,641 | 7,476 |
| 1983 | UCLA (27-4) | Al Scates | 3-0 | Pepperdine | Ohio St. | 3,638 | 6,580 |
| 1984 | UCLA (38-0) | Al Scates | 3-1 | Pepperdine | UCLA | 9,809 | 12,898 |
| 1985 | Pepperdine (25-2) | Marv Dunphy | 3-1 | USC | UCLA | 6,378 | 7,908 |
| 1986 | Pepperdine (22-7) | Rod Wilde | 3-2 | USC | Penn St. | 3,610 | 6,925 |
| 1987 | UCLA (38-3) | Al Scates | 3-0 | USC | UCLA | 8,952 | 11,689 |
| 1988 | USC (34-4) | Bob Yoder | 3-2 | UCSB | IPFW | 6,207 | 12,807 |
| 1989 | UCLA (29-5) | Al Scates | 3-1 | Stanford | UCLA | 7,244 | 9,436 |
| 1990 | USC (26-7) | Jim McLaughlin | 3-1 | Long Beach St. | George Mason | 5,511 | 8,347 |
| 1991 | Long Beach St. (31-4) | Ray Ratelle | 3-1 | USC | Hawaii | — | 5,184 |
| 1992 | Pepperdine (24-4) | Marv Dunphy | 3-0 | Stanford | Ball St. | 7,391 | 13,102 |
| 1993 | UCLA (24-3) | Al Scates | 3-0 | CS Northridge | UCLA | 8,482 | 11,018 |
| 1994 | Penn St. (26-3) | Tom Peterson | 3-2 | UCLA | IPFW | 7,908 | 15,495 |
| 1995 | UCLA (31-1) | Al Scates | 3-0 | Penn St. | Springfield | 4,376 | 7,925 |
| 1996 | UCLA (26-5) | Al Scates | 3-2 | Hawaii | UCLA | 7,688 | 11,396 |
| 1997 | Stanford (27-4) | Ruben Nieves | 3-2 | UCLA | Ohio St. | 3,798 | 6,237 |
| 1998 | UCLA (28-4) | Al Scates | 3-0 | Pepperdine | Hawaii | 9,822 | 18,901 |
| 1999 | BYU (30-1) | Carl McGown | 3-0 | Long Beach St. | UCLA | 8,026 | 13,513 |
| 2000 | UCLA (29-5) | Al Scates | 3-0 | Ohio St. | IPFW | 2,738 | 5,031 |
| 2001 | BYU (23-4) | Carl McGown | 3-0 | UCLA | Long Beach St. | 4,807 | 9,009 |
| 2002 | *Hawaii (24-8) | Mike Wilton | 3-1 | Pepperdine | Penn St. | 5,357 | 10,614 |
| 2003 | *Lewis (29-6) | Dave Deuser | 3-2 | BYU | Long Beach St. | 4,317 | 8,157 |
| 2004 | BYU (29-4) | Tom Peterson | 3-2 | Long Beach St. | Hawaii | 4,105 | 7,812 |
| 2005 | Pepperdine (25-2) | Marv Dunphy | 3-2 | UCLA | UCLA | 6,853 | 9,800 |
| 2006 | UCLA (26-12) | Al Scates | 3-0 | Penn St. | Penn St. | 5,453 | 8,916 |
| 2007 | UC Irvine (29-5) | John Speraw | 3-1 | IPFW | Ohio State | 4,756 | 6,906 |
| 2008 | Penn State (30-1) | Mark Pavlik | 3-1 | Pepperdine | UC Irvine | 5,000 | 10,000 |
| 2009 | UC Irvine (27-5) | John Speraw | 3-2 | USC | BYU | 3,015 | 5,579 |
| 2010 | Stanford (25-6) | John Kosty | 3-0 | Penn St. | Stanford | 6,635 | 12,302 |
| 2011 | Ohio State (26-6) | Pete Hanson | 3-2 | UC Santa Barbara | Penn State | 3,683 | 9,455 |
| 2012 | UC Irvine (26-5) | John Speraw | 3-0 | USC | USC | 9,612 | 13,987 |
| 2013 | UC Irvine (25-7) | David Kniffin | 3-0 | BYU | UCLA | 6,295 | 9,230 |
| 2014 | Loyola, Chicago (29-1) | Shane Davis | 3-1 | Stanford | Loyola, Chicago | 4,485 | 9,920 |
| 2015 | Loyola, Chicago (28-2) | Shane Davis | 3-2 | Lewis | Stanford | 2,419 | 4,104 |
| 2016 | Ohio State (31-3) | Pete Hanson | 3-0 | BYU | Penn State | 2,745 | 4,969 |
| 2017 | Ohio State (32-2) | Pete Hanson | 3-0 | BYU | Ohio State | 8,205 | 13,039 |
| 2018 | Long Beach State (28-1) | Alan Knipe | 3-2 | UCLA | UCLA | 7,248 | 13,188 |
| 2019 | Long Beach State (28-2) | Alan Knipe | 3-1 | Hawai'i | Long Beach St. | 3,824 | 7,602 |
| 2020 | event not held (coronavirus pandemic) | | | | | | |
| 2021 | Hawai'i (17-1) | Charlie Wade | 3-0 | BYU | Ohio State | 345 (limited due to pandemic) | 568 |
| 2022 | Hawai'i (27-5) | Charlie Wade | 3-0 | Long Beach State | UCLA | 5,784 | 12,566 |
| 2023 | UCLA (31-2) | John Speraw | 3-1 | Hawai'i | George Mason | 6,942 | 14,773 |
| 2024 | UCLA (26-5) | John Speraw | 3-1 | Long Beach St. | Long Beach St. | 3,804 | 12,506 |



The Bruins celebrate after winning the 1984 NCAA title, their fourth straight and 11th overall. UCLA was 38-0 that season.

UCLA'S NCAA CHAMPIONSHIP STARTERS

| Year (record) | Setter/Libero | Quick Hitter/Middle Blocker | Outside Hitter |
|----------------------|--|--|---|
| 1970 (24-1) | Dane Holtzman (c) Ed Machado | Kirk Kilgour Ed Becker | Dick Irvin Bruce Herring |
| 1971 (29-1) | Larry Griebenow Ed Machado (c) (2) | Kirk Kilgour (2) Dick Irvin (2) | Bob Leonard Bruce Herring (2) |
| 1972 (27-7) | Larry Griebenow (2) Jim Menges | John Zajec Jeff Jacobs | Bob Leonard (2) Dick Irvin (c) (3) |
| 1974 (30-5) | John Bekins Jim Menges (2) | Chris Irvin Denny Cline | Bob Leonard (c) (3) Mike Normand |
| 1975 (27-8) | John Bekins (c) (2) | Chris Irvin (2) Denny Cline (2) | Joe Mica John Herren, Fred Sturm |
| 1976 (15-2) | Dave Olbright Peter Ashley | Doug Brooks, Doug Rabe Denny Cline (c) (3) | Joe Mica, Mike Gottschall Fred Sturm (2) |
| 1979 (30-0) | Karch Kiraly Sinjin Smith (c) | Rick Amon Steve Salmons | KC Keller Peter Ehrmen, Joe Mica (3) |
| 1981 (32-3) | Karch Kiraly (c) (2) Ricci Luyties | Steve Gulnac Doug Partie Steve Salmons (2) | Dave Saunders Rick Amon (2) Peter Ehrmen (2) |
| 1982 (29-0) | Karch Kiraly (c) (3) Ricci Luyties (2) | Dave Mochalski Doug Partie (2) | Dave Saunders (2) Mark Kinnison, Reed Sunahara |
| 1983 (27-4) | Ricci Luyties (3) Wally Martin | Doug Partie (3) Steve Gulnac (c) (2) | Roger Clark Reed Sunahara (2) |
| 1984 (38-0) | Ricci Luyties (c) (4) Wally Martin (2) Andy Klussman | Doug Partie (4) Asbjorn Volstad | Roger Clark (2) Reed Sunahara (3) |
| 1987 (38-3) | Matt Sonnichsen | Don Dendinger Trevor Schirman | Ozzie Volstad (c) (2), Arne Lamberg Jeff Williams |
| 1989 (29-5) | Matt Sonnichsen (2) | Trevor Schirman (2) Mike Whitcomb | Matt Whitaker, Carl Henkel Bill Suwara, Oren Sher, Anthony Curci (c) |
| 1993 (24-3) | Mike Sealy (c) | Tim Kelly Jeff Nygaard | Erik Sullivan Kevin Wong, Dan Landry, Mike Diehl |
| 1995 (31-1) | Stein Metzger | John Speraw Jeff Nygaard (2) | Kevin Wong (2), Paul Nihipali Erik Sullivan (c) (2) |
| 1996 (26-5) | Stein Metzger (c) (2) | Tom Stillwell James Turner | Fred Robins, Paul Nihipali (2) Brian Wells |
| 1998 (28-4) | Brandon Taliaferro | Tom Stillwell (c) (2) Adam Naeve | Fred Robins (2), Evan Thatcher Ben Moselle |
| 2000 (29-5) | Brandon Taliaferro (c) (2) Matt Davis, libero | Scott Morrow Seth Burnham | Evan Thatcher (2), Ed Ratledge, Mark Williams, Cameron Mount, Matt Komer |
| 2006 (26-12) | Dennis Gonzalez Matt Wade Tony Ker, libero | David Russell Nick Scheftic | Paul George Steve Klosterman Damien Scott (c) |
| 2023 (31-2) | Andrew Rowan Ethan Champlin Troy Gooch, libero | Merrick McHenry Guy Genis | Alex Knight (c) Ido David |
| 2024 (26-5) | Andrew Rowan Ethan Champlin Matthew Aziz, libero | Merrick McHenry Guy Genis | Alex Knight, libero (c) Ido David |

USVBA ALL-AMERICANS


1963—Jim Adomali, John Carmack, Al Scates and Steve Drummy
 1964—James Calónico, Andy Schutz, Steve Burian, Tom Barr and Ernie Suwara
 1965—Steve Burian, Keith Erickson, Phil Lingman, Bill Pearlman, Larry Rundle, Ernie Suwara and Andy Schutz
 1966—Ernie Suwara, Larry Rundle, Greg Miller and Steve Eddy
 1967—Andy Banachowski, Greg Miller, Ernie Suwara and Robert Becker
 1968—Mike Allio, Andy Banachowski and Mike McCann
 1969—Kirk Kilgour, Toshi Toyoda, Dane Holtzman and Bruce Herring



Keith Erickson:1965

NCAA ALL-AMERICANS*

1977—Steve Suttich, Joe Mica and Doug Rabe
 1978—Dave Olbright, Steve Salmons, Sinjin Smith and Doug Rabe
 1979—Steve Salmons, Peter Ehrman, Karch Kiraly, Rick Amon, Sinjin Smith and K.C. Keller
 1980—Karch Kiraly, Steve Gulnac and Peter Ehrman



Reed Sunahara:1983-84

1981—Karch Kiraly and Steve Gulnac
 1982—Karch Kiraly, Doug Partie and Dave Saunders
 1983—1st team: Steve Gulnac, Ricci Luyties, Doug Partie and Reed Sunahara; Honorable mention: Wally Martin
 1984—1st team: Ricci Luyties, Doug Partie and Asbjorn Volstad; 2nd team: Reed Sunahara
 1985—1st team: Asbjorn Volstad; 2nd team: Tim Otterman and Dan Vrebalovich
 1986—2nd team: Asbjorn Volstad; Honorable mention: Jeff Williams and Arne Lamberg
 1987—Volleyball Monthly Player of the Year: Asbjorn Volstad; 1st team: Jeff Williams; 2nd team: Matt Sonnichsen; 3rd team: Don Dendinger; Honorable mention: Arne Lamberg; Freshman of the Year: Trevor Schirman
 1988—1st team: Don Dendinger; 3rd team: Matt Sonnichsen; Honorable mention: Trevor Schirman
 1989—Volleyball Monthly Player of the Year: Trevor Schirman; 1st team: Matt Sonnichsen; 3rd team: Mike Whitcomb; Honorable Mention: Anthony Curci
 1990—1st team: Trevor Schirman; 2nd team: Mike Whitcomb
 1991—1st team: Mike Sealy; 3rd team: Carl Henkel;

Honorable mention: Mike Whitcomb; Freshman team: David Swatik.

1992—Asics/Volleyball Monthly 2nd team: Dan Landry; 3rd team: Mike Sealy, Freshman of the Year: Jeff Nygaard; All-Freshman team: Erik Sullivan; AVCA 2nd team: Dan Landry.
 1993—Asics/Volleyball Monthly Player of the Year: Mike Sealy; 1st team: Jeff Nygaard; 3rd team: Dan Landry; Honorable mention: Kevin Wong. AVCA 1st team: Jeff Nygaard and Mike Sealy.
 1994—Asics/Volleyball Monthly Player of the Year: Jeff Nygaard; 2nd team: Erik Sullivan; 3rd team: Kevin Wong; Honorable mention: Paul Nihipali; All-Freshman Team: Paul Nihipali. AVCA Player of the Year: Jeff Nygaard; 2nd team: Kevin Wong and Erik Sullivan.
 1995—Asics/Volleyball Player of the Year: Jeff Nygaard; 2nd team: Stein Metzger and Erik Sullivan; 3rd team: Paul Nihipali. AVCA Player of the Year: Jeff Nygaard; 1st team: Stein Metzger; 2nd team: Paul Nihipali and Erik Sullivan.
 1996—Asics/Volleyball 1st team: Stein Metzger; 2nd team: Paul Nihipali; All-Freshman team: James Turner. AVCA Co-Player of the Year: Stein Metzger; 1st team: Stein Metzger and Paul Nihipali.
 1997—Asics/Volleyball 1st team: Paul Nihipali; 2nd team: Tom Stillwell; 3rd team: Brandon Taliaferro; Honorable mention: Adam Naeve; All-Freshman team: Adam Naeve, Brando Taliaferro. Freshman of the Year: Taliaferro. AVCA 1st team: Paul Nihipali; 2nd team: Adam Naeve and Brandon Taliaferro.

1998—Asics/Volleyball 1st team: Brandon Taliaferro and Adam Naeve; 3rd team: Tom Stillwell; Honorable mention: Ben Moselle. AVCA 1st team: Brandon Taliaferro and Adam Naeve; 2nd team: Ben Moselle.

1999—Asics/Volleyball 1st team: Brandon Taliaferro and Adam Naeve; 3rd team: Danny Farmer. AVCA 1st team: Brandon Taliaferro and Adam Naeve.

2000—Asics/Volleyball Player of the Year: Brandon Taliaferro; Libero of the Year: Matt Davis; 3rd team: Mark Williams, 3rd Team. AVCA 1st team: Brandon Taliaferro.

2001—Asics/Volleyball 1st team: Adam Naeve; 2nd team: Mark Williams; Honorable mention: Adam Shrader. AVCA 1st team: Adam Naeve and Mark Williams.

2002—Asics/Volleyball Libero of the Year: Adam Shrader; 2nd team: Matt Komer; Honorable mention: Chris Peña. AVCA 2nd team: Matt Komer.

2004—Asics/Volleyball 1st team and Defensive Player of the Year: Adam Shrader; Honorable mention: Paul Johnson and Chris Peña. AVCA 1st team: Adam Shrader; 2nd team: Chris Peña.

2005—Asics/Volleyball 1st team: Paul Johnson; 2nd team: Tony Ker. AVCA 1st team: Paul Johnson.

2006—Asics/Volleyball 1st team and Defensive Player of the Year: Tony Ker; 2nd team: Steve Klosterman; Spike/Volleyball 2nd team: Steve Klosterman; 3rd team: Tony Ker; Honorable mention: Nick Scheftic and Paul George.

2007—Asics/Volleyball 1st team and Defensive Player of the Year: Tony Ker; 2nd team: Steve Klosterman. Spike/Volleyball 1st team: Tony Ker; 3rd team: Steve Klosterman. AVCA 1st team: Tony Ker; 2nd team: Steve Klosterman.

2008—Asics/Volleyball 1st team and Defensive Player of the Year: Tony Ker; 2nd team: Garrett Muagututia. AVCA 1st team: Tony Ker.

2009—Asics/Volleyball Honorable mention: Garrett Muagututia.

2010—AVCA/Volleyball 2nd team: Garrett Muagututia.

2012—AVCA/Volleyball 1st team: Thomas Amberg and Kyle Caldwell; 2nd team: Weston Dunlap.

2013—AVCA/Volleyball 1st team: Gonzalo Quiroga; 2nd team: Spencer Rowe and Evan Mottram.

2014—AVCA 1st team: Gonzalo Quiroga; Honorable mention: Spencer Rowe and Robart Page. Volleyball Magazine 3rd team: Gonzalo Quiroga.

2015—AVCA Honorable mention: JT Hatch. Off the Block Freshman of the Year: JT Hatch.

2016—AVCA 1st team: Micah Ma'a; 2nd team: Jake Arnitz and Mitch Stahl; Off the Block Freshman All-America: Micah Ma'a.

2017—AVCA 2nd team: Jake Arnitz; Honorable mention: Mitch Stahl; Volleyballmag.com 2nd team: Jake Arnitz, Mitch Stahl; Off the Block Freshman All-America: Daenan Gyimah.

2018—AVCA 1st team: Daenan Gyimah and Micah Ma'a; Honorable mention: Jake Arnitz, JT Hatch and Christian Hessenauer; Volleyballmag.com 1st team: Daenan Gyimah, Micah Ma'a; 2nd team: Jake Arnitz; Hon. Mention: Christian Hessenauer; VolleyMob 1st team: Daenan Gyimah and Micah Ma'a; Honorable mention: Christian Hessenauer.

2019—AVCA 1st team: Daenan Gyimah and Micah Ma'a; Volleyballmag.com 1st team: Daenan Gyimah, Micah Ma'a; Honorable mention: Dylan Missry, Cole Pender.


2020—AVCA 1st team: Daenan Gyimah; Off the Block Freshman All-America: Cole Ketrzynski and Mads Kyed Jensen.

2021—AVCA Honorable Mention: Cole Ketrzynski, Sam Kobrine, Merrick McHenry; Off the Block Freshman All-America: Ethan Champlin.

2022—AVCA 1st team: Ethan Champlin, Merrick McHenry, Miles Partain; 2nd team: Guy Genis, Kevin Kobrine; Off the Block Freshman All-America: Guy Genis

2023—AVCA 1st team: Ethan Champlin, Merrick McHenry, Ido David, Andrew Rowan; 2nd team: Alex Knight; Honorable mention: Guy Genis, Troy Gooch; AVCA Newcomer of the Year: Andrew Rowan; Off the Block Freshman All-America: Andrew Rowan.

2024—AVCA 1st team: Ethan Champlin, Merrick McHenry, Andrew Rowan, Honorable mention: Grant Sloane, Cooper Robinson



Kyle Caldwell:2012

*Collegiate All-America honors awarded by Volleyball Magazine, Volleyball News, Volleyball Monthly, Volleyball, Spike/Volleyball, Off the Block, VolleyMob or the American Volleyball Coaches Assn. (AVCA). 1992 was the first year the AVCA recognized All-Americans for men's volleyball.

NCAA ALL-TOURNAMENT TEAM SELECTIONS



Stein Metzger

1970—Dane Holtzman*, Ed Becker and Kirk Kilgour
 1971—Kirk Kilgour†, Larry Griebenow and Ed Machado
 1972—Dick Irvin* and John Zajec
 1974—Bob Leonard*, Jim Menges and Mike Normand
 1975—John Bekins*, John Herren and Joe Mica
 1976—Joe Mica*, Denny Cline, Dave Olbright and Fred Sturm
 1978—Dave Olbright, Steve Salmons and Sinjin Smith
 1979—Sinjin Smith*, Peter Ehrman, Joe Mica and Steve Salmons
 1980—Steve Gulnac and Karch Kiraly
 1981—Karch Kiraly*, Steve Salmons and Steve Gulnac
 1982—Karch Kiraly*, Dave Saunders, Doug Partie and Dave Mochalski
 1983—Ricci Luyties*, Wally Martin, Doug Partie and Steve Gulnac
 1984—Ricci Luyties*, Doug Partie, Roger Clark and Asbjorn Volstad
 1987—Asbjorn Volstad*, Arne Lamberg and Jeff Williams
 1989—Matt Sonnichsen*, Anthony Curci, Trevor Schirman and Matt Whitaker

1993—Jeff Nygaard† and Mike Sealy†, Kevin Wong and Dan Landry
 1994—Jeff Nygaard, Erik Sullivan and Paul Nihipali
 1995—Jeff Nygaard*, Stein Metzger and John Speraw
 1996—Stein Metzger and Tom Stillwell
 1997—Paul Nihipali and Adam Naeve
 1998—Adam Naeve*, Brandon Taliaferro and Fred Robins
 2000—Brandon Taliaferro*, Seth Burnham and Evan Thatcher
 2001—Adam Naeve and Scott Morrow
 2005—Paul Johnson and Jonathan Acosta
 2006—Steve Klosterman*, Damien Scott and Dennis Gonzalez
 2016—Jake Arnitz
 2018—Daenan Gyimah and Micah Ma'a
 2022—Ethan Champlin
 2023—Alex Knight*, Ido David, Troy Gooch


*Most Outstanding Player. †Co-Most Outstanding Player.

ALL-CONFERENCE SELECTIONS, 1975-PRESENT

1975—1st team: John Bekins; 2nd team: John Herren and Joe Mica.
 1976—1st team: Joe Mica, Dave Olbright and Fred Sturm; 2nd team: Denny Cline; 3rd team: Peter Ashley.
 1977—1st team: Joe Mica and Steve Suttich; 2nd team: Dave Olbright and Doug Rabe; Hon. mention: Sinjin Smith.
 1978—1st team: Dave Olbright* and Steve Salmons; 2nd team: Sinjin Smith and Doug Rabe; Hon. mention: Peter Ehrman.
 1979—1st team: Steve Salmons* and Sinjin Smith; 2nd team: Rick Amon; 2nd team: Peter Ehrman and Karch Kiraly.
 1980—1st team: Karch Kiraly*, Peter Ehrman and Steve Gulnac; Hon. mention: Dave Saunders and Randy Stoklos.
 1981—1st team: Karch Kiraly* and Steve Gulnac; 2nd team: Dave Saunders and Rick Amon; Hon. mention: Peter Ehrman.
 1982—1st team: Karch Kiraly*, Dave Saunders*, Doug Partie* and Ricci Luyties; 2nd team: Dave Mochalski.
 1983—1st team: Ricci Luyties and Doug Partie; 2nd team: Steve Gulnac and Reed Sunahara; Hon. mention: Roger Clark.
 1984—1st team: Ricci Luyties; 2nd team: Asbjorn Volstad.
 1985—1st team: Asbjorn Volstad; 2nd team: Tim Otterman and Dan Vrebalovich.
 1986—2nd team: Asbjorn Volstad; 3rd team: Jeff Williams; Hon. mention: Arne Lamberg.
 1987—Player of the Year: Asbjorn Volstad; 1st Team: Asbjorn Volstad; 2nd team: Arne Lamberg, Matt Sonnichsen and Jeff Williams; 3rd team: Don Dendinger.
 1988—1st team: Don Dendinger; 2nd team: Matt Sonnichsen; Hon. mention: Trevor Schirman.
 1989—1st team: Trevor Schirman and Matt Sonnichsen; 3rd team: Mike Whitcomb.
 1990—1st team: Trevor Schirman.


1991—2nd team: Carl Henkel and Mike Sealy.
 1992—2nd team: Dan Landry and Mike Sealy; 3rd team: Jeff Nygaard, Freshman of the Year: Jeff Nygaard; All-Freshman Team: Erik Sullivan.
 1993—1st team: Jeff Nygaard and Mike Sealy; Hon. mention: Kevin Wong.
 1994—Player of the Year: Jeff Nygaard; 1st Team: Jeff Nygaard; 2nd team: Erik Sullivan; 3rd team: Kevin Wong and Paul Nihipali; Hon. mention: Tim Kelly and Stein Metzger.
 1995—Player of the Year: Jeff Nygaard; 1st team: Jeff Nygaard and Paul Nihipali; 2nd team: Stein Metzger; 3rd team: Erik Sullivan.
 1996—Player of the Year: Stein Metzger; 1st team: Paul Nihipali; Hon. mention: Tom Stillwell.
 1997—1st team: Paul Nihipali and Tom Stillwell; 3rd team: Adam Naeve and Brandon Taliaferro; Freshman of the Year: Brandon Taliaferro.
 1998—1st team: Adam Naeve and Brandon Taliaferro; 2nd team: Ben Moselle; 3rd team: Tom Stillwell.
 1999—1st team: Adam Naeve and Brandon Taliaferro; 2nd team: Danny Farmer; 3rd team: Mark Williams; Hon. mention: Fred Robins.
 2000—1st team: Brandon Taliaferro and Matt Davis (Libero); 3rd team: Mark Williams and Scott Morrow.
 2001—2nd team: Adam Naeve, Mark Williams and Adam Shrader (Libero); Hon. mention: Scott Morrow and Rich Nelson.
 2002—1st team: Adam Shrader (Libero); 2nd team: Matt Komer; 3rd team: Cameron Mount, Rich Nelson; Hon. mention: Chris Peña and Scott Morrow.
 2003—3rd team: Adam Shrader (Libero) and Chris Peña; Hon. mention: Jonathan Acosta and Rich Nelson.
 2004—1st team: Adam Shrader (Libero); 2nd team: Chris Peña; 3rd team: Paul Johnson; Hon. mention: Dennis Gonzalez, Steve Klosterman and Kris Kraushaar.
 2005—1st team: Paul Johnson and Tony Ker (Libero); Hon. mention: Kris Kraushaar and Allan Vince.
 2006—3rd team: Tony Ker (Libero); Hon. mention: Steve Klosterman.
 2007—1st team: Tony Ker (Libero); 2nd team: Steve Klosterman; 3rd team: Paul George.
 2008—2nd team: Garrett Muagututia; 3rd team: Tony Ker (Libero); Hon. mention: Jamie Diefenbach, Sean O'Malley, and D.J. Stromath.
 2009—2nd team: Garrett Muagututia; Hon. mention: Thomas Amberg.
 2010—2nd team: Garrett Muagututia.
 2011—2nd team: Weston Dunlap and Gonzalo Quiroga; Hon. mention: Thomas Amberg.
 2012—1st team: Thomas Amberg, Kyle Caldwell and Weston Dunlap; 2nd team: Gonzalo Quiroga; Hon. mention: Evan Mottram (Libero).
 2013—1st team: Gonzalo Quiroga; 2nd team: Dane Worley and Spencer Rowe; Hon. mention: Evan Mottram (Libero) and Robart Page.
 2014—1st team: Gonzalo Quiroga; 2nd team: Spencer Rowe and Robart Page; All-Freshman team: Jackson Bantle (Libero) and Mitch Stahl.
 2015—2nd team: JTHatch; Hon. mention: Mitch Stahl and Trent Kersten; Freshman of the Year: JT Hatch; All-Freshman team: Jake Arnitz.
 2016—1st team: Micah Ma'a and Jake Arnitz; 2nd team: Mitch Stahl; Hon. mention: Hagen Smith and JT Hatch; All-Freshman team: Micah Ma'a.
 2017—1st team: Mitch Stahl and Jake Arnitz; Hon. mention: Micah Ma'a, Daenan Gyimah, and JT Hatch; All-Freshman team: Daenan Gyimah.
 2018—1st team: Jake Arnitz, Daenan Gyimah, Micah Ma'a and Christian Hessenauer; 2nd team: JT Hatch and Dylan Missry; Hon. mention: Oliver Martin.
 2019—1st team: Daenan Gyimah and Micah Ma'a; All-Freshman team: Cole Pender and Adam Parks.
 2020—1st team: Daenan Gyimah; 2nd team: Cole Ketrzynski; Hon. mention: Mads Kyed Jensen and Austin Matautia; All-Freshman team: Cole Ketrzynski and Mads Kyed Jensen.
 2021—1st team: Cole Ketrzynski and Sam Kobrine; 2nd team: Merrick McHenry; Hon. mention: Austin Matautia; All-Freshman team: Ethan Champlin and Merrick McHenry.
 2022—Player of the Year: Miles Partain; 1st team: Miles Partain, Ethan Champlin, Kevin Kobrine, Merrick McHenry; 2nd team: Guy Genis; Hon. mention: Ido David; Freshman of the Year: Guy Genis; All-Freshman team: Guy Genis, Ido David and Grant Sloane.
 2023—1st team: Ethan Champlin, Merrick McHenry, Alex Knight, Andrew Rowan, Ido David; Hon. mention: Guy Genis; Freshman of the Year: Andrew Rowan; All-Freshman team: Andrew Rowan and Zach Rama.
 2024—1st team: Ethan Champlin, Merrick McHenry, Andrew Rowan; 2nd team: Grant Sloane, Cooper Robinson; Hon. mention: Sean McQuiggan; Player of the Year: Merrick McHenry

*Unanimous selections. †Player of the Year. HM—Honorable Mention.




Daenan Gyimah


UCLA'S NATIONAL PLAYERS OF THE YEAR




Ricci Luyties, 1983 & 84




Ozzie Volstad, 1987




Trevor Schirman, 1989



Michael Sealy, 1993



Jeff Nygaard, 1994 & '95



Stein Metzger, 1996



Brandon Taliaferro, 2000

MVB NATIONAL PLAYERS OF THE YEAR*

- 1983 Ricci Luyties, UCLA
- 1984 Ricci Luyties, UCLA
- 1985 Bob Ctvrtlik, Pepperdine
- 1986 Adam Johnson, USC
- 1987 Ozzie Volstad, UCLA
- 1988 Tom Duke, USC
- 1989 Trevor Schirman, UCLA
- 1990 Bryan Ivie, USC
- 1991 Bryan Ivie, USC
- 1992 Brent Hilliard, IBS
- 1993 Michael Sealy, UCLA/Canyon Ceman, Stanford
- 1994 Jeff Nygaard, UCLA
- 1995 Jeff Nygaard, UCLA
- 1996 Stein Metzger, UCLA/Yuvai Katz, Hawaii
- 1997 Ivan Contreras, Penn. State
- 1998 George Roumain, Pepperdine
- 1999 Ryan Millar, BYU/George Roumain, Pepperdine
- 2000 Brandon Taliaferro, UCLA/Donald Suxho, USC
- 2001 Costas Theocharidis, Hawaii
- 2002 Brad Keenan, Pepperdine
- 2003 Costas Theocharidis, Hawaii
- 2004 Carlos Moreno, BYU
- 2005 Sean Rooney, Pepperdine
- 2006 Jayson Jablonsky, UCI
- 2007 Jonathan Winder, Pepperdine
- 2008 Jonathan Winder, Pepperdine/Matt Anderson, Penn St./Paul Lotman Long Beach St.
- 2009 Paul Carroll, Pepperdine
- 2010 Kawika Shoji, Stanford
- 2011 Murphy Troy, USC
- 2012 Tony Ciarelli, USC
- 2013 Taylor Crabb, Long Beach State
- 2014 Taylor Sander, BYU
- 2015 Thomas Jaeschke, Loyola-Chi.
- 2016 Nicolas Szerszen, Ohio State
- 2017 T.J DeFalco, Long Beach State
- 2018 T.J DeFalco & Josh Tuaniga, Long Beach St.
- 2019 T.J DeFalco, Long Beach St.
- 2020 Gabi Garcia Fernandez, BYU
- 2021 Rado Parapunov, Hawai'i
- 2022 Alex Nikolov, Long Beach State
- 2023 Jakob Thelle, Hawai'i
- 2024 Merrick McHenry, UCLA

*Named by Volleyball Monthly or Volleyball Magazine or AVCA

(which merged in 1995) or AVCA

BRUIN ACADEMIC ALL-STARS

- Ed Machado, 1970-71*
- Karch Kiraly, 1981-82*
- Ashjorn Volstad, 1986-87*
- Trong Nguyen, 1996-97*#
- Ed Ratledge, 1999-2000#
- Danny Farmer, 1999-2000*
- Scott Morrow, 2002-03†^
- Adam Shrader, 2002-04^
- J.T. Wenger, 2004^
- Jonathan Acosta, 2005^
- David Russell, 2006^
- Eric Chaghouri, 2006-07^
- Jamie Diefenbach, 2006-08^
- Tony Ker, 2006-08^
- Ryan Ratelle, 2008-09^
- Sean O'Malley, 2009
- Jack Polales, 2009-10^
- Thomas Amberg, 2010-12^
- Dylan Bowermaster, 2010^
- Kevin Ker, 2010^
- Jeremy Casebeer, 2011-12^
- Evan Mottram, 2011-13^
- Spencer Rowe, 2011-14#^
- Gonzalo Quiroga, 2014^
- Jackson Bantle, 2015-17^
- Michael Fisher, 2015-17^
- Mitch Stahl, 2015-17^
- Hagen Smith, 2016-17^
- Micah Ma'a, 2017-18-19^
- Dylan Missry, 2017-18-19^
- John Zappia, 2018*
- Grant Maleski, 2019, 21^
- Matt Younggren, 2020^
- Marcus Partain, 2021^
- Cole Power, 2021^
- Ian Eschenberg, 2021^
- Sam Kobrine, 2021^
- Miles Partain, 2022^
- Kyle Vom Steeg, 2021-22^
- Ethan Champlin, 2022-23^
- Guy Genis, 2022-23^
- Alex Knight, 2022-23^
- J.R. Norris IV, 2023^

*NCAA Postgraduate Scholarship winners. #CoSIDA Academic All-Americans. ^All-MPSF Academic Team. †Pac-10 Postgraduate Scholarship.

U.S. NATIONAL TEAM BRUINS

- 1955-56, 59 -- Art Alper
- Rolf Engen
- 1959, 63-64 -- Mike O'Hara
- 1959, 63-64 1964 -- Keith Erickson
- 1964-65 -- Ernie Suwara
- 1965-67 -- Al Scates
- 1966-69, 71 -- Larry Rundle
- 1969 -- Mike Allio
- 1970-75 -- Kirk Kilgour
- 1972 -- Ed Machado
- 1973-77 -- Joe Mica
- 1975 -- John Zajec
- 1976 -- Denny Cline
- 1976-80 -- Dave Olbright
- 1979, 1981-86 -- Steve Salmons
- 1979-80 -- Sinjin Smith
- 1981-89 -- Karch Kiraly
- 1982 -- Rick Amon
- 1983 -- Greg Giovanazzi
- Steve Gulnac
- 1983-88 -- Dave Saunders
- 1984 -- Matt Whitaker
- 1985 -- Wally Martin
- 1985-88 -- Ricci Luyties
- 1985-88, 91-92 -- Doug Partie
- 1988 -- Arne Lamberg
- 1989 -- Don Dendinger
- 1989 -- Jeff Williams
- 1989-90 -- Matt Sonnichsen
- 1990-92 -- Trevor Schirman
- 1990-96 -- Fred Sturm, coach
- 1993-01 -- Dan Landry
- 1993-01, 2006-07 -- Jeff Nygaard
- 1994, '97 -- Mike Sealy
- 1995-99 -- Tom Stillwell
- 1997-2005 -- Erik Sullivan
- 1999-2005 -- Adam Naeve
- 2000-03, 2006-08 -- Brandon Taliaferro
- 2005-08 -- Allan Vince
- 2006 -- Gray Garrett
- Matt Komer
- Kris Kraushaar
- Matt McKinney
- Damien Scott
- 2006, '08 -- Nick Scheffic
- 2008 -- Tony Ker
- Steve Klosterman
- 2010-14, 2017-24 -- Garrett Muagututia
- 2012, 2014 -- Nick Vogel
- 2013 -- Kyle Caldwell
- 2019-24 -- Micah Ma'a
- 2019-22 -- Mitch Stahl
- 2022-23 -- Merrick McHenry



Micah Ma'a, 2019-21




Mitch Stahl, 2019-21



Garrett Muagututia, 2010-14, 2017-21

#20 • DOUG PARTIE: QH 6-6 Santa Barbara, Calif. • Dos Pueblos HS

Doug Partie played alongside Ricci Luyties and formed an unbeatable combination. The Bruins won 126 of 133 matches with each of his four seasons resulting in an NCAA title. Partie controlled the net as one of collegiate volleyball's most feared blockers—the Bruins established blocking records during his tenure that still stand. He was a three-time all-conference and All-America selection. On the U.S. National Team, he won a gold medal in 1988 and a bronze in 1992. He played professionally in the prestigious Italian League for two seasons and earned league all-star recognition. On the four-man pro beach circuit he earned league all-star honors, and in 1995 led Team Sideout to the regular season championship for which he won MVP honors. Doug was inducted into the Southern California Indoor Volleyball Hall of Fame in 2017 and was named to the Pac-12 All-Century MVB Team in 2016. Partie's son Kendall also played volleyball at UCLA.



#22 • SINJIN SMITH: S 6-3 Santa Monica, Calif. • Loyola HS


Sinjin Smith began his UCLA career in 1976 with an NCAA title and finished it by leading the Bruins to their first undefeated season in 1979, for which he was named the NCAA Tournament's Most Outstanding Player. Smith was a three-time all-conference player, two-time All-American and led the Bruins to a record of 85-9. Smith earned a spot on the 1980 U.S. Olympic Team, but did not compete when the United States boycotted. He then dedicated the rest of his athletic career to beach volleyball, where he ruled the sand with partner Randy Stoklos for more than a decade. The pair won a record 114 open beach tournaments together, more than \$1.6 million and was responsible for the tremendous popularity of the sport. In 1996 at age 39, Smith and former Bruin Carl Henkel qualified for the Olympic beach competition and advanced to the semifinals before losing in an epic battle to eventual gold medalists Karch Kiraly and Kent Steffes. In August 2001, Smith retired from the game at the Manhattan Open, a tournament he had won five times. Today, he serves as an ambassador for the game and administrator for the FIVB. Sinjin was inducted into the Southern California Indoor Volleyball Hall of Fame in 2017. Smith's oldest son Hagen played on the UCLA team from 2014-17.



#43 • LARRY RUNDLE: 6-1 Detroit, Mich. • Santa Monica HS

#54 • ERNIE SUWARA: 6-2 New York, N. Y. •

Larry Rundle and Ernie Suwara were All-Americans together on some of the great UCLA teams of the 1960s before volleyball became an NCAA sport. Suwara was an Olympian in 1964 before playing at UCLA from 1965-67, and Rundle served as captain of the U.S. Olympic Team in 1968 after his success with the Bruins from 1965-66. Rundle, who played for a pair of UCLA conference championship teams, also played on the U.S. Pan American and World Games teams and was a five-time MVP in the USVBA national championships from 1966-72. Suwara served as captain of the Bruins in 1967, played for three league championship teams and the Bruins were 72-8 during his college career. On the sand, Rundle won 13 beach tournaments and Suwara won two. Both players were inducted into the Southern California Indoor Volleyball Hall of Fame in May of 2018. Suwara was named to the Pac-12 MVB All-Century Team in 2016.



#45 • DENNY CLINE: MB 6-3 Newport Beach, Calif. • Newport Harbor HS

Denny Cline lettered at UCLA from 1974-76 and was, in Al Scates' words, "a player who got more production out of less talent than any I've ever coached." After being cut as a freshman, Cline fought his way into the lineup and the Bruins won three straight NCAA titles. Cline earned NCAA All-Tournament honors as a senior captain in 1976. He went on to play for the U.S. National Team that year and graduated from UCLA in 1977 with a 3.6 grade point average in Political Science. During the 1977 season, he served as a graduate assistant coach, and in 1978 Scates elevated him to full-time status. Cline served two stints and eight seasons as an assistant coach. As a player and assistant coach, he was involved in seven of the Bruins' first 11 NCAA titles. He coached all three of UCLA's undefeated teams, played on the Bruins' second three-peat championship run (1974-76), and coached three-straight national championship teams (1982-84).




#29 • STEVE SALMONS: QH/MB 6-4 Pacific Palisades, Calif. • Palisades HS

Steve Salmons was a three-time All-American, who was selected the Player of the Year in 1978. In 1979, he played on the first undefeated volleyball team in NCAA history alongside fellow Hall of Famer Sinjin Smith. In 1981, after rehabilitating an injury during the regular season, he earned NCAA All-Tournament honors and led the Bruins to their eighth NCAA title. After leaving UCLA, he played for the U.S. National Team with Karch Kiraly until 1986 and helped lead the United States to the triple crown of international volleyball — the Olympic gold medal in 1984, the World Cup Championship in 1985, and the World Championship title in 1986. As a professional beach player, he was a member of the team that won the 1993 Japan Open. His teams also won 12 tournaments on the Budweiser 4-Man Tour from 1993-97. He earned all-league and Best Middle Blocker honors in 1994. Salmons was inducted into the Southern California Indoor Volleyball Hall of Fame in May of 2018. His son, Reece, joined the men's volleyball team at UCLA for the 2017 season.



#11 • RICCI LUYTIES: S 6-5 Pacific Palisades, Calif. • Palisades HS

Ricci Luyties played for the Bruins from 1981-84 and finished every season with a national championship ring. During two of those seasons, 1982 and 1984, the Bruins went undefeated. They also won 83 straight home matches during his career, compiled a record of 126-7 and won three-straight league titles. Individually, Luyties earned All-America honors twice, all-conference honors three times, and was selected Volleyball Magazine's Player of the Year and the NCAA Tournament's Most Outstanding Player two straight years. He is the only player to receive both of the aforementioned awards two straight seasons. As a member of the U.S. National Team, he played on the 1988 team that won a gold medal in Seoul. On the pro beach circuit, Luyties won seven tournaments, including the 1991 U.S. Championships at Hermosa Beach. Currently, he is the head women's volleyball coach at UC San Diego. He was inducted into the Southern California Indoor Volleyball Hall of Fame in 2017 and named to the Pac-12 All-Century MVB Team in 2016.



UCLA's SoCal Indoor Volleyball Hall of Famers

- 2021 - Fred Sturm
- 2020 - Jeff Nygaard
- 2019 - Kirk Kilgour, Dave Saunders, Rudy Suwara
- 2018 - Larry Rundle, Steve Salmons, John Speraw, Ernie Suwara
- 2017 - Andy Banachowski, Rolf Engen, Karch Kiraly, Ricci Luyties, Mike O'Hara, Doug Partie, Al Scates, Sinjin Smith

UCLA's International Volleyball Hall of Famers

- | | | |
|----------------------|-------------------------|----------------------|
| 2008 - Randy Stoklos | 1997 - Andy Banachowski | 1992 - Ron Von Hagen |
| 2003 - Sinjin Smith | 1994 - Larry Rundle | 1991 - Rolf Engen |
| 2001 - Karch Kiraly | 1993 - Al Scates | 1989 - Mike O'Hara |


#13 • KIRK KILGOUR: QH 6-5 Manhattan Beach, Calif. • Mira Costa HS

Kirk Kilgour was the first volleyball player inducted into the UCLA Athletics Hall of Fame as a charter member in 1984. As a player, Kilgour enjoyed the distinction of playing on AI Scates' first two NCAA championship teams. A three-time All-American (USVBA and NCAA), Kilgour's record was 80-5, including a record of 29-1 in 1971 when he was selected as the NCAA Tournament's co-Most Outstanding Player. After college, he played for several years on the U.S. National Team and in the Italian professional league before a tragic accident in 1976 ended his volleyball career. Kilgour was an assistant coach at Pepperdine when the Waves won the NCAA title in 1985 and served as head coach from 1979-82. He also worked as a volleyball broadcaster, working several Olympiads. In 1977, Dr. Paul Berns and AI Scates organized the Kilgour Cup in his honor, and the benefit match continued for 35 years. Kilgour died July 10, 2002. He was inducted into the SoCal Indoor Volleyball Hall of Fame in the Class of 2019.



• MIKE O'HARA: QH 6-4 Santa Monica, Calif. • Santa Monica HS

Mike O'Hara, an outstanding outside hitter, was a UCLA pioneer in the sport and was instrumental in making volleyball a varsity sport at UCLA. In 1953, O'Hara's championship fraternity volleyball team represented UCLA and won the National Collegiate Championship in Nebraska. The following year, Johns elevated men's volleyball to varsity status and the Bruins once again captured the championship. In both seasons, O'Hara received All-America honors. After graduating from UCLA, O'Hara played on the USA National Team in 1959, '63 and '64. He was a member of the 1959 gold medal team at the Pan Am Games and a member of the 1964 Olympic team. O'Hara also competed in U.S. Volleyball Association national tournaments and was named USVBA MVP in 1961 and '63. O'Hara and teammate



Mike Bright dominated beach tournaments in the 1960s, winning the first five Manhattan Beach Opens. O'Hara was elected to the USA Volleyball Hall of Fame in 1992 and the Beach Volleyball Hall of Fame in 1996. Additionally, O'Hara was Vice-President of the L.A. Olympic Organizing Committee for the 1984 Olympics, and helped negotiate the location of the Olympic Organizing Committee headquarters, later known as the Peter V. Ueberroth building on campus. He was inducted into the Southern California Indoor Volleyball Hall of Fame in 2017.

#5 • STEIN METZGER: S 6-4 Honolulu, Hawai'i. • Punahou School

Stein Metzger was a standout setter for the Bruins from 1993-96. During his career, UCLA captured four conference titles and three NCAA crowns (93-95-96). Metzger started on two of those national championship teams and earned NCAA All-Tournament honors twice. Metzger ranks second on the UCLA all-time list in set assists, and owns two of the top five UCLA single season marks in set assists. He was named first-team all-conference in 1996 and an AVCA 1st Team All-American in 1995 and 1996. In 1996, he was also honored as conference Player-of-the-Year and the AVCA National co-Player of the Year. Metzger was one of the most colorful and popular players on the AVP circuit. He paired with Jake Gibb to form the 2005 AVP Team of the Year while capturing four event titles, leading the Tour in digs, ranking second in hitting percentage and third in kills. During his beach career, he captured a total of 18 titles (16 domestic, 2 international), won bronze at the 2001 Goodwill Games and silver at the 2003 FIVB World Championships. Metzger was also a 2004 Olympian in Beach Volleyball where he and partner Dax Holdren finished fifth. Metzger served as UCLA's beach volleyball coach and led his squad to the 2018 and 2019 NCAA Championships. He was named to the Pac-12 MVB All-Century Team in 2016.



#24 • ASBJORN VOLSTAD: QH 6-4 Forde, Norway •

Recruited from a videotape, Asbjorn (Ozzie) Volstad became one of the greatest volleyball players in UCLA history. He arrived on campus from Forde, Norway and quickly earned a starting spot on the three-time defending NCAA championship team in 1984. As a freshman quick hitter, Volstad played on a team that recorded a 38-0 record and captured its fourth consecutive NCAA title. In his career, he was selected an All-America and all-conference player four times (equalled only by Karch Kiraly), and led the Bruins to a pair of NCAA titles. In 1987, his senior season, he swept player of the year honors for Volleyball Magazine, the conference, and the NCAA Tournament as the Bruins boasted an overall record of 38-3, 18-0 in conference play. He also held the UCLA career records for digs (746), kills (1,237) and blocks (337) for several years. Until the Libero position was created, he held the single season digs record of 308 set in 1986. A standout in the classroom, Volstad earned Academic All-America honors twice and was awarded an NCAA Postgraduate Scholarship for the 1986-87 year. He was named to the Pac-12 All-Century Team in 2016.



#31 • KARCH KIRALY: S 6-3 Santa Barbara, Calif. • Santa Barbara HS

Considered America's greatest volleyball player, Karch Kiraly has earned nearly every award imaginable in his sport. In addition to being inducted into the UCLA Athletics Hall of Fame in 1993, he also was inducted into the Volleyball Hall of Fame in Springfield, MA, on Oct. 19, 2001. In Dec. 2000, he was voted Male Volleyball Player of the Century by the FIVB. In 2005, he was inducted into the AVCA Hall of Fame and in January, 2006, he was voted the most influential person in the sport's first 100 years. In 1984 and '88, he led the U.S. Olympic Team to a pair of volleyball gold medals and kept the team atop the world rankings for several years with victories in the World Cup, World Championships, and USA Cup. He was voted Most Valuable Player in the Olympics, World Cup, and USA Cup as well as the FIVB's MVP twice. On the sand, Kiraly was a three-time Beach Volleyball World Champion and won the Olympic gold medal in the inaugural beach volleyball competition in Atlanta. His 148 career open beach victories and his career winnings of more than \$3 million rank first on the all-time lists. At UCLA, Kiraly led the Bruins to three NCAA titles, two undefeated seasons, and a record of 126-5. He was a four-time All-American and two-time NCAA Tournament Most Outstanding Player. In the classroom, he earned Academic All-America honors and the NCAA Top Five Award. Kiraly is currently the Head Coach of the U.S. Women's National Team which earned a Bronze medal at the 2016 Rio Games. He was inducted into the SoCal Indoor Volleyball Hall of Fame in the Class of 2019. Both of Kiraly's sons are UCLA graduates. Karch was named to the Pac-12 MVB Player of the Century in 2016.



#4 • DAVE SAUNDERS: OH 6-3 Pacific Palisades, Calif. • Palisades HS

Dave Saunders, a two-time Olympic gold medalist, played on UCLA men's volleyball teams which compiled an overall record of 124-5 and captured three NCAA championships (1979, 1981 and 1982). The 1979 UCLA men's volleyball squad was the sport's first to complete an undefeated season, going 30-0. The 1982 squad also posted an undefeated record (29-0) on its way to the national championship. Saunders' Bruin teams also produced a perfect 49-0 record in Pauley Pavilion matches. Saunders, who earned a gold medal for the U.S. playing in the 1984 and 1988 Olympic Games, was honored as first-team All-America selection in 1982. He was recognized on the all-conference teams in 1982, 1981 and 1980. Saunders was inducted into the SoCal Indoor Volleyball Hall of Fame in 2019.




#15 • DANNY FARMER: QH 6-4 Los Angeles, Calif. • Loyola HS

A two-sport star, Danny Farmer excelled on both the gridiron and the volleyball court and was inducted in the Class of 2015. He started his career as a football walk-on and finished as UCLA's all-time leader in receiving yards with 3,020. Farmer became the first freshman in school history to lead the team in receptions. During his junior year, he earned first-team All-Pac-10 acclaim after setting a school record with 1,274 receiving yards and averaging 106.2 yards per game. During his senior season, he was named a pre-season All-American and a UCLA team captain and won the Red Sanders Award as the team's Offensive MVP. He also earned a NCAA Postgraduate Scholarship and won the Pac-10 Conference Medal. Farmer was drafted in the fourth round of the 2000 NFL Draft. Farmer was just as prodigious in volleyball, helping lead UCLA to NCAA Championships in 1996 and 1998 and earning All-America honors in 1999. He played a big role in UCLA's 1998 NCAA semifinal victory, coming off the bench to ignite a rally that turned the match around and finishing with a season-high 26 kills and four blocks. During his senior season, he was amongst the nation's leaders in attack percentage, hitting .444. Farmer joins his father George, a 2000 inductee, in the UCLA Athletics Hall of Fame.



#9 • JEFF NYGAARD: QH 6-8 Madison, Wisc. • LaFollette HS

Jeff Nygaard starred at UCLA for four seasons (1992-95). He made an immediate impact in Westwood and was named both conference and NCAA Freshman of the Year in 1992. Nygaard helped the Bruins to the 1993 NCAA title, setting a championship record by hitting .867 against Ohio State in the semifinals. He was named the 1993 NCAA Championship's co-Most Outstanding Player. In 1994, he set UCLA records with 650 kills while averaging 6.98 kills per game. The Bruins advanced to the championship match and Nygaard made the NCAA All-Tournament Team. In 1995, Nygaard helped lead the Bruins to a 31-1 record, an undefeated league record and was named Most Outstanding Player in the NCAA Tournament. For three straight seasons (1993-95), Nygaard received all-conference and first-team All-America honors as well as being honored as the consensus National Player of the Year in 1994 and 1995. For his career, Nygaard ranks in the Top 10 in kills, blocks, aces, digs, block average, kills average and hitting %. Nygaard played on the U.S. National Team from 1993-2000 and represented the United States in three Olympiads. In 2001, he joined the AVP, won a total of six events in his career, was named the 2003 AVP Most Valuable Player and AVP Team of the Year with partner Dain Blanton. Nygaard was inducted into the Southern California Indoor Volleyball Hall of Fame in 2020. He was named to the Pac-12 MVB All-Century Team in 2016.




#18 • ADAM NAEVE: QH 6-10 Westchester, Calif. • Mira Costa HS

Adam Naeve played quick hitter for the Bruins in the 1997, 1998, 1999 and 2001 seasons. He was named Most Outstanding Player at the 1998 NCAA Championship Tournament after producing 23 kills on a .629 hitting percentage while leading UCLA to the national title. Naeve was a first-team All-America selection in 1998, 1999 and 2001 and a second-team choice in 1997. He earned NCAA All-Tournament honors in 1997, 1998 and 2001. A first-team all-conference selection in 1998, 1999 and 2001, he played with the U.S. National team from 1999-2005. Naeve still ranks among school's top 5 all-time in kills, blocks, aces and kills per game average.



#10 • PAUL NIHIPALI: OPP 6-7 Yorba Linda, Calif. • Esperanza HS

Paul Nihipali, a four-time All-American was inducted in the Class of 2015 after finishing his career as UCLA volleyball's all-time kills leader with 2,096 and is still the only Bruin ever to surpass 2,000 career kills. He also holds school records for most kills in a single match (52) and in a season (650 in 1997), as well as career kills per game (5.40). Nihipali helped lead UCLA to back-to-back NCAA Championships in 1995 and 1996 and to runner-up finishes in 1994 and 1997. He was named to the All-Tournament team at the NCAA Championships from 1995-97 and earned first-team All-MPSF honors three times and first-team All-America acclaim in 1996 and 1997. Nihipali went on to play for the U.S. National Team from 1995-97 before embarking on a film career. He wrote, produced and directed a feature film, Beach Kings, and has produced a reality television show. He was named to the Pac-12 MVB All-Century Team in 2016.




#3 • BRANDON TALIAFERRO: S 6-5 San Clemente, Calif. • San Clemente HS

One of the best setters in collegiate volleyball history, Brandon Taliaferro led UCLA to NCAA Championships in 1998 and 2000 and finished his career as the Bruins' all-time leader in set assists with 6,840. Taliaferro also owns school records for single-season (1,848 in 1998) and single-match (110 in 1998) set assists and ranks No. 3 in career aces (176), No. 3 in career digs (831) and No. 10 in total blocks (396). He began his Bruin career by winning MPSF Freshman of the Year honors in 1997 and finished it as a three-time first-team All-American and All-MPSF honoree and the 2000 NCAA Championship Most Outstanding Player. Taliaferro went on to play for the U.S. National Team from 2000-03 and 2006-08 and was named to the Pac-12 Men's Volleyball All-Century Team in 2016.



#15 • ERIK SULLIVAN: SH 6-4 Encinitas, Calif. • San Dieguito HS

Two-time All-American Erik Sullivan was a starter on two UCLA Men's Volleyball national championship teams in 1993, 1995 and captained the Bruins to a 31-1 record as a senior in 1995. The swing hitter earned freshman All-America honors in 1992 and was selected to the NCAA Championship All-Tournament Team in 1994. Sullivan spent eight years with the U.S. Indoor National Team and was a member of the U.S. Olympic team in 2000 and 2004, serving as co-captain in 2000. He also played beach volleyball professionally and was named the 4-Man Beach Rookie of the Year in 1996 and the Left Side Player of the Year in 1997. Following his playing career, he coached 36 All-Americans at Colorado, Nebraska and Texas and won three NCAA women's volleyball championships as an assistant coach at Texas. He has also coached the U.S. Junior National Team and was the team leader for the 2016 men's team that won bronze in Rio.



Pac-12 All-Century Men's Volleyball Team (selected in 2016)

- | | |
|--|---------------------------|
| Al Scates - Coach of the Century | Asbjorn Volstad (1984-87) |
| Karch Kiraly - Player of the Century (1979-82) | Jeff Nygaard (1992-95) |
| Ernie Suwara (1965-67) | Stein Metzger (1993-96) |
| Ricci Luyties (1981-84) | Paul Nihipali (1994-97) |
| Doug Partie (1981-84) | |

#50 • AL SCATES: OH/COACH • Santa Monica, Calif. • Westchester HS



Considered one of the greatest collegiate coaches in history, Al Scates was the architect of a men's volleyball program that won USA Volleyball Collegiate Championships in 1965 and 1967 and helped volleyball become an NCAA Championship sport in 1970. Scates won 19 NCAA championships, 24 conference titles, produced three undefeated seasons and won more than 1,200 matches in 50 seasons at UCLA. Eighty of his players earned All-America honors, 44 played on the U.S. National Team, 27 participated in the Olympic Games and seven were named collegiate Players of the Year at least once. In half a century, Scates compiled a coaching record of 1,239-290 (.812), one of the best percentages in NCAA history.

Scates won 19 NCAA titles in 37 years ---- 1970-71-72-74-75-76-79-81-82-83-84-87-89-93-95-96-98-2000 and 2006. He was the only coach to lead a team to three successive titles three times, including four straight from 1981-84.

Scates was named Coach of the Year six times (1984-87-93-96-98-2006).

Scates was the first active coach to be inducted into the UCLA Athletics Hall of Fame (2003). He was also enshrined in the SoCal Indoor Volleyball Hall of Fame (2017), the CIF Los Angeles City Hall of Fame (2013), the AVCA Hall of Fame (2004), the California Beach Volleyball Hall of Fame (1998) and the first active coach to be inducted into the International Volleyball Hall of Fame (1993). In addition, he was also given the 2003 UCLA Alumni Assn. Award for Professional Achievement. In 2012, he was presented with the Southern California Sports Broadcasters Gil Stratton Lifetime Achievement Award. In 2002, Al was named USA Volleyball Men's All-Era Coach and in 2018 was recognized as the Pac-12 Volleyball Coach of the Century.

When he retired, UCLA held 27 NCAA men's volleyball team and individual records, including consecutive victories (48), consecutive home court victories (83), consecutive NCAA Tournament victories (15) and most undefeated seasons (3). No other program claims an undefeated season. Finally, he guided the Bruins to a record of 25-0 in NCAA semifinals and 19-6 in NCAA Championship matches. His NCAA Tournament match record in Pauley Pavilion is 25-1.

Many of Scates' former players have become successful coaches. John Speraw (UCLA '95), who succeeded him in 2012, won three NCAA titles at UC Irvine in a decade as the Anteaters' head coach and led the U.S. Men's National Team to the bronze medal in the Rio Olympic Games. Karch Kiraly (UCLA '83), the all-time leader in beach doubles victories with 149, helped guide the U.S. Women's National Team to a pair of silver medals as an assistant coach before being promoted to head coach following the 2012 London Olympics. Dave Nichols, who played for Scates in the 1970s, has won two NCAA Division II championships and won more than 300 matches in his coaching career. Michael Sealy (UCLA '93) guided the UCLA women's team to an NCAA Championship in 2011. Stein Metzger (UCLA '96) led UCLA to its first NCAA Beach Volleyball Championship in 2018.

Scates tutored some of the greatest names in volleyball history. In addition to Kiraly, who has won two indoor gold medals and one on the beach, he coached the legendary Sinjin Smith, who ranks first all-time with 114 beach doubles victories with partner Randy Stoklos, also a former UCLA letterman. Smith won six Manhattan Beach Open titles, four FIVB World Championship crowns and was voted the AVP's Best Defensive Player three times. Dave Saunders and Doug Partie teamed with Kiraly in the mid-1980s to help the U.S. Team capture its only Triple Crown: the 1985 World Cup title, the 1986 FIVB World Championship, in addition to the 1988 Olympic championship.

AL SCATES' CAREER COACHING RECORD

| Year | Record | Conf. Finish | National Finish* |
|--------|---------------------|------------------------|-----------------------------------|
| 1963 | 26-3 | 2nd | Second, USVBA |
| 1964 | 23-4 | 1st | Second, USVBA |
| 1965 | 24-2 | 1st | USVBA Champions |
| 1966 | 25-3 | 1st | Second, USVBA |
| 1967 | 23-3 | 1st | USVBA Champions |
| 1968 | 24-5 | 2nd | Fourth, USVBA |
| 1969 | 27-3 | 2nd | Second, USVBA |
| 1970 | 24-1 | 1st | NCAA Champions |
| 1971 | 29-1 | 2nd | NCAA Champions |
| 1972 | 27-7 | 2nd | NCAA Champions |
| 1973 | 21-8 | 4th | Regional Runner-up |
| 1974 | 30-5 | 3rd | NCAA Champions |
| 1975 | 27-8 | 4th | NCAA Champions |
| 1976 | 15-2 | 1st | NCAA Champions |
| 1977 | 19-4 | 2nd | Regional Runner-up |
| 1978 | 21-3 | 1st | NCAA Runner-up |
| 1979 | 31-0 | 1st | NCAA Champions |
| 1980 | 32-2 | 1st | NCAA Runner-up |
| 1981 | 32-3 | 2nd | NCAA Champions |
| 1982 | 29-0 | 1st | NCAA Champions |
| 1983 | 27-4 | 1st | NCAA Champions |
| 1984 | 38-0 | 1st | NCAA Champions |
| 1985 | 32-8 | 3rd | Regional Runner-up |
| 1986 | 30-9 | 2nd | Regional Runner-up |
| 1987 | 38-3 | 1st | NCAA Champions |
| 1988 | 28-10 | 4th | First Round, Regionals |
| 1989 | 29-5 | 1st, tie | NCAA Champions |
| 1990 | 23-5 | 1st | Regional Runner-up |
| 1991 | 16-9 | 1st | Regional Runner-up |
| 1992 | 17-7 | 2nd | Regional Runner-up |
| 1993 | 24-3 | 1st | NCAA Champions |
| 1994 | 27-2 | 1st | NCAA Runner-up |
| 1995 | 31-1 | 1st | NCAA Champions |
| 1996 | 26-5 | 1st | NCAA Champions |
| 1997 | 24-5 | 1st | NCAA Runner-up |
| 1998 | 28-4 | 1st | NCAA Champions |
| 1999 | 20-7 | 3rd | First Round, Regionals |
| 2000 | 29-5 | 1st | NCAA Champions |
| 2001 | 24-8 | 1st | NCAA Runner-up |
| 2002* | 25-7 | T-2nd (T-5th) | First Round Regionals |
| 2003* | 15-14 | 9th (N/A) | dnq |
| 2004* | 24-6 | 3rd (2nd) | Regional Semifinals |
| 2005* | 26-6 | 2nd (T-5th) | NCAA Runner-up |
| 2006* | 26-12 | 7th (1st) | NCAA Champions |
| 2007* | 19-11 | 5th (T-5th) | First Round, Regionals |
| 2008* | 17-14 | 5th (T-5th) | First Round, Regionals |
| 2009* | 14-16 | 8th (T-5th) | First Round, Regionals |
| 2010* | 16-14 | 7th (T-5th) | First Round, Regionals |
| 2011* | 16-15 | 8th (T-5th) | First Round, Regionals |
| 2012* | 22-8 | 5th (T-5th) | First Round, Regionals |
| Totals | 1,239-290 (.812) | 23 Titles, 1 shared | 19 NCAA Titles, 2 USVBA titles |

NCAA Record: 1,051-253 (.805)

*MPSF Tournament finish listed in parentheses.

UCLA also won USVBA Collegiate Championships in 1953, '54 and '56.



The 1988 gold-medal winning U.S. Olympic Team featured four UCLA greats (l-r): Doug Partie, Dave Saunders, Karch Kiraly and Ricci Luyties, Saunders and Kiraly also helped the U.S win the gold in 1984 in Los Angeles. Partie won a bronze medal in the 1992 Olympics in Barcelona, Spain.

UCLA'S OLYMPIC TEAM MEMBERS

- 1964– Mike O'Hara, Ernie Suwara, Keith Erickson
- 1968– Larry Rundle
- 1984– **Karch Kiraly****, **Steve Salmons****, **Dave Saunders****
- 1988– **Karch Kiraly****, **Ricci Luyties****, **Doug Partie****, **Dave Saunders****
- 1992– Doug Partie*, Fred Sturm (coach), Greg Giovannazzi (Asst. Coach)
- 1996– Carl Henkel, **Karch Kiraly****
Dan Landry, Bjorn Maaseide (Norway), Jeff Nygaard, Sinjin Smith, **Kent Steffes****, Fred Sturm (Coach), Rudy Suwara (Asst. Coach)
- 2000– Dan Landry, Jeff Nygaard
Erik Sullivan, Bjorn Maaseide (Norway), Mark Williams (Australia), Kevin Wong
- 2004– Bjorn Maaseide (Norway), Stein Metzger, Jeff Nygaard
Erik Sullivan, Mark Williams (Australia)
- 2008– **John Speraw* (Assistant Coach-men)**
- 2012– John Speraw (Assistant Coach-men)
Karch Kiraly (Assistant Coach-women)
- 2016– **John Speraw* (Head Coach-men)**
Karch Kiraly* (Head Coach-women)
- 2020– John Speraw (Head Coach-men)
Mitch Stahl, Garrett Muagututia, Erik Sullivan (asst.)
Karch Kiraly (Head Coach-women)**
- 2024– John Speraw* (Head Coach-men)
Micah Ma'a*, Garrett Muagututia*
Karch Kiraly^ (Head Coach-women)


**Won Gold medal ^Won Silver medal
*Won Bronze medal




John Speraw will serve as head coach of the U.S. Men's Volleyball Team for his third Olympic Games competition in 2024 in Paris. He guided the U.S. to a bronze medal at the 2016 Rio Games. He was an assistant coach of the gold medal-winning U.S. Men's team in 2008, at the Beijing Games, and also in 2012, at the London Games.



Karch Kiraly (above and left) and Kent Steffes (far left below) won the gold medal in the inaugural beach volleyball competition in Atlanta in 1996. With his two indoor gold medals and his beach gold, Kiraly is the only male volleyball player in Olympic history to win three gold medals. He coached the U.S. Women's team to a bronze medal at the 2016 Rio Games and then to gold at the 2020 Tokyo Games.




Garrett Muagututia prepares to serve at 2020 Tokyo Olympics.



Mitch Stahl in action at 2020 Tokyo Olympics.

Photos courtesy of Getty Images, USA Volleyball and the USOC.



*Clockwise from top left corner: Kevin Wong, Jeff Nygaard, Mark Williams (Australia), Dan Landry, Stein Metzger, Erik Sullivan and John Speraw (middle). Over 30 former volleyball players have represented UCLA in the Olympic Games.
(Photos courtesy of USA Volleyball)*

RECORDS

Pauley Pavilion presented by Wescom is the home of UCLA's championship volleyball, basketball and gymnastics teams. The site of the 1984 Olympic gymnastics competition where the U.S. men's team earned a gold medal, Pauley Pavilion has been the host site for an unprecedented 16 NCAA Men's Volleyball Championships (1970, '71, '75, '77, '79, '84, '85, '87, '89, '93, '96, '99, '05, '13, '18 and 2022).

Championship history lives in this pavilion. From the rafters hang 11 NCAA championship banners won by the UCLA men's basketball teams. UCLA men's volleyball teams have won nine of their 20 NCAA championships here, and the men's gymnastics team captured national championships in the arena in 1984 and '87. The Bruin women's volleyball team earned two of its four NCAA titles on the Pauley hardwood. In the Spring of 2004, the women's gymnastics team won its first NCAA championship in Pauley.

The Pavilion has hosted some of the largest collegiate volleyball crowds in history. In 1984, the men's NCAA championship match between UCLA and Pepperdine drew 9,809 fans to set a collegiate record that stood for 15 years. The 1987 NCAA championship match between the Bruins and USC Trojans attracted 8,952 spectators. The 1993 NCAA final between UCLA and CSUN drew 8,482 fans and the 1996 final between the Bruins and Hawaii attracted 7,688 fans. Over 7,000 fans were on hand for the 2018 championship.

Renovation of the storied building began in the Spring of 2010 and was completed in October 2012. Highlights of the renovation and expansion included a new seating bowl, a retractable seating system on the event level that includes a new floor system of over 1,000 seats. The facility features a new center-hung HD video board and LED ribbon board. The renovation has allowed for additional points of sale for concession and an increased number of restrooms. The North side of the building includes two large locker rooms with lounges and film room. Other amenities for the student-athletes include a sports medicine room, weight room, equipment room and storage. The Pavilion Club on the mezzanine of the same structure will serve the campus for numerous special events. UCLA dedicated the floor in Pauley Pavilion as "Nell and John Wooden Court" prior to a UCLA men's basketball game against Michigan State on Dec. 20, 2003.



The fans turned out in big numbers to witness the 2018 NCAA Championship match between UCLA and Long Beach State.

MVB PAULEY PAVILION RECORD

| | |
|---------|---------------|
| 1970 | 10-0 |
| 1971 | 10-0 |
| 1972 | 8-1 |
| 1973 | 8-2 |
| 1974 | 9-2 |
| 1975 | 9-2 |
| 1976 | 7-0 |
| 1977 | 9-0 |
| 1978 | 11-0 |
| 1979 | 14-0 |
| 1980 | 12-0 |
| 1981 | 13-0 |
| 1982 | 10-0 |
| 1983 | 8-3 |
| 1984 | 9-0 |
| 1985 | 13-2 |
| 1986 | 9-4 |
| 1987 | 17-0 |
| 1988 | 6-3 |
| 1989 | 12-3 |
| 1990 | 6-2 |
| 1991 | 8-1 |
| 1992 | 7-2 |
| 1993 | 10-1 |
| 1994 | 7-0 |
| 1995 | 8-0 |
| 1996 | 10-1 |
| 1997 | 10-1 |
| 1998 | 11-2 |
| 1999 | 5-3 |
| 2000 | 8-2 |
| 2001 | 9-3 |
| 2002 | 12-2 |
| 2003 | 7-8 |
| 2004 | 12-2 |
| 2005 | 15-3 |
| 2006 | 12-4 |
| 2007 | 13-2 |
| 2008 | 10-5 |
| 2009 | 9-4 |
| 2010 | 7-7 |
| 2011 | 7-3 |
| 2013 | 6-4 |
| 2014 | 7-3 |
| 2015 | 4-6 |
| 2016 | 10-1 |
| 2017 | 8-1 |
| 2018 | 13-2 |
| 2019 | 7-1 |
| 2020 | 2-0 |
| 2021 | 7-2 |
| 2022 | 9-2 |
| 2023 | 8-0 |
| 2024 | 13-1 |
| Totals: | 501-103 (829) |

MVB JOHN WOODEN CENTER RECORD

| | |
|---------|-------------|
| 1984 | 6-0 |
| 1985 | 1-0 |
| 1986 | 3-1 |
| 1987 | 1-0 |
| 1988 | 2-0 |
| 1989 | 3-0 |
| 1990 | 4-0 |
| 1991 | 3-2 |
| 1992 | 3-1 |
| 1993 | 3-0 |
| 1994 | 6-0 |
| 1995 | 3-0 |
| 1996 | 4-0 |
| 1997 | 1-1 |
| 1998 | 4-0 |
| 1999 | 3-0 |
| 2000 | 2-1 |
| 2001 | 2-0 |
| 2002 | 1-0 |
| 2003 | 0-0 |
| 2004 | 1-0 |
| 2005 | 0-0 |
| 2006 | 1-0 |
| 2007-09 | 0-0 |
| 2010 | 1-0 |
| 2011 | 1-2 |
| 2012 | 9-3 |
| 2013 | 3-1 |
| 2014 | 1-0 |
| 2015 | 2-0 |
| 2016 | 2-2 |
| 2017 | 2-3 |
| 2018 | 6-0 |
| 2019 | 3-0 |
| 2020 | 1-3 |
| 2021 | 0-0 |
| 2022 | 3-1 |
| 2023 | 2-0 |
| Totals: | 93-21 (816) |

RECORDS

*Caps = home match; * = conf. match; regular season conf. finish*

2024 (26-5, 11-1 NCAA Champions; MPSF: 1st Place)

Coach: John Speraw; Final AVCA Rank: 1

| | | | | |
|-----|---------------------------------------|-----------------------------------|---|-----|
| J4 | FORT VALLEY STATE | 25-18, 25-12, 25-27 | W | 3-0 |
| J4 | MORRHOUSE | 25-9, 25-15, 25-6 | W | 3-0 |
| J11 | at Lewis | 25-23, 22-25, 28-26, 25-23 | W | 3-1 |
| J13 | at Loyola-Chicago | 25-20, 25-22, 25-21 | W | 3-0 |
| J19 | vs. Ohio State (FPCC) | 25-19, 25-23, 18-25, 23-25, 13-15 | L | 2-3 |
| J20 | vs. Penn State (FPCC) | 25-20, 25-19, 25-15 | W | 3-0 |
| J25 | UC SANTA BARBARA | 28-30, 25-13, 23-25, 28-23, 13-15 | L | 2-3 |
| J26 | at UC San Diego | 25-18, 27-25, 25-17 | W | 3-0 |
| J31 | at UC Irvine | 25-18, 25-15, 23-25, 21-25, 15-9 | W | 3-2 |
| F2 | UC IRVINE | 25-23, 23-25, 28-26, 25-22 | W | 3-1 |
| F9 | at Long Beach State | 25-22, 21-25, 25-27, 19-25 | L | 1-3 |
| F10 | LONG BEACH STATE | 29-27, 27-29, 25-19, 25-20 | W | 3-1 |
| F14 | PEPPERDINE* | 25-20, 25-20, 25-18 | W | 3-0 |
| F17 | at Pepperdine* | 30-28, 25-11, 25-19 | W | 3-0 |
| F23 | at BYU* | 29-31, 25-23, 25-18, 21-25, 12-15 | L | 2-3 |
| F24 | at BYU* | 25-21, 21-25, 19-25, 15-25, 11-10 | W | 3-2 |
| F29 | at USC* | 25-20, 25-10, 25-14 | W | 3-0 |
| M2 | USC* | 26-24, 23-25, 25-17, 25-21 | W | 3-1 |
| M8 | Penn State (BTC) | 25-20, 21-25, 22-25, 25-21, 15-12 | W | 3-2 |
| M10 | OHIO STATE (BTC) | 25-23, 25-16, 25-20 | W | 3-0 |
| M29 | STANFORD* | 25-18, 25-22, 22-25, 25-18 | W | 3-1 |
| M30 | STANFORD* | 25-17, 25-22, 25-20 | W | 3-0 |
| A5 | GRAND CANYON* | 25-16, 25-22, 25-19 | W | 3-0 |
| A6 | GRAND CANYON* | 24-26, 25-22, 25-23, 18-25, 15-8 | W | 3-2 |
| A11 | at Concordia* | 25-12, 25-17, 25-15 | W | 3-0 |
| A13 | CONCORDIA* | 25-14, 25-16, 25-20 | W | 3-0 |
| A18 | USC (MPSF Semis at USC) | 25-22, 25-16, 25-21 | W | 3-0 |
| A22 | vs. GCU (MPSF Champ.) | 16-25, 26-24, 17-25, 25-19, 10-15 | L | 2-3 |
| A30 | Fort Valley St. (NCAA OF at IBSU) | 25-14, 25-15, 25-15 | W | 3-0 |
| M2 | UC Irvine (NCAA Semis at USC) | 22-25, 25-20, 25-16, 18-25, 15-12 | W | 3-2 |
| M4 | Long Beach State (NCAA Champ. at USC) | 25-21, 25-20, 27-29, 25-21 | W | 3-1 |

2023 (31-2, 12-0 NCAA Champions; MPSF: 1st Place)

Coach: John Speraw; Final AVCA Rank: 1

| | | | | |
|-----|---------------------------------------|-----------------------------------|---|-----|
| J5 | CSUN (at UCSB Tmly) | 25-18, 25-21, 25-18 | W | 3-0 |
| J6 | UC San Diego (at UCSB Tmly) | 25-18, 25-16, 25-14 | W | 3-0 |
| J7 | at UC Santa Barbara (UCSB Tmly) | 26-24, 25-16, 25-14 | W | 3-0 |
| J10 | PRINCETON (wvc) | 22-25, 25-18, 25-20, 25-14 | W | 3-1 |
| J23 | UC SANTA BARBARA | 32-30, 25-17, 25-21 | W | 3-0 |
| J21 | UC SAN DIEGO | 25-15, 25-23, 25-18 | W | 3-0 |
| J27 | at CSUN | 25-18, 25-16, 26-24 | W | 3-0 |
| J31 | at George Mason | 25-15, 25-21, 25-19 | W | 3-0 |
| F3 | Ohio State (at Penn St.) | 25-22, 25-20, 23-25, 25-23 | W | 3-1 |
| F4 | at Penn St. | 21-25, 25-18, 19-25, 17-25 | L | 1-3 |
| F9 | LONG BEACH STATE | 25-19, 25-21, 25-20 | W | 3-0 |
| F10 | at Long Beach State | 18-25, 25-21, 25-23, 25-23 | W | 3-1 |
| F17 | BYU* | 25-20, 25-22, 25-18 | W | 3-0 |
| F18 | BYU* | 25-17, 25-21, 25-18 | W | 3-0 |
| F24 | at UC Irvine | 17-25, 25-23, 25-19, 25-16 | W | 3-1 |
| F26 | UC IRVINE | 20-25, 25-22, 25-16, 27-25 | W | 3-1 |
| M1 | CONCORDIA* | 25-16, 25-16, 25-14 | W | 3-0 |
| M3 | at Concordia* | 25-15, 25-19, 25-16 | W | 3-0 |
| M9 | Penn St. (at Hawaii Tmly) | 25-20, 25-22, 16-25, 21-25, 15-10 | W | 3-2 |
| M10 | Purdue Fort Wayne (at Hawaii Tmly) | 25-20, 25-21, 25-16 | W | 3-0 |
| M11 | at Hawaii (Hawaii Tmly) | 27-29, 25-21, 22-25, 26-28 | L | 1-3 |
| M17 | at Stanford* | 25-12, 25-12, 25-12 | W | 3-0 |
| M18 | at Stanford* | 25-18, 25-21, 25-20 | W | 3-0 |
| M31 | at Grand Canyon* | 29-31, 27-25, 25-20, 25-13 | W | 3-1 |
| A1 | at Grand Canyon* | 30-28, 25-21, 25-19 | W | 3-0 |
| A6 | USC* | 25-22, 25-17, 25-22 | W | 3-0 |
| A8 | at USC* | 25-20, 25-17, 25-20 | W | 3-0 |
| A13 | at Pepperdine* | 30-32, 25-21, 25-23, 25-23 | W | 3-1 |
| A15 | PEPPERDINE* | 26-28, 25-20, 25-16, 25-15 | W | 3-1 |
| A20 | Grand Canyon (MPSF Semis at Stanford) | 25-23, 25-19, 25-20 | W | 3-0 |
| A22 | at Stanford (MPSF Champ.) | 25-22, 25-21, 25-23 | W | 3-0 |
| M4 | Long Beach State (NCAA Semis at GMI) | 25-16, 25-14, 25-19 | W | 3-0 |
| M6 | Hawaii (NCAA Champ. at George Mason) | 28-26, 31-33, 25-21, 25-21 | W | 3-1 |

2022 (22-5, 11-1 MPSF: 1st Place; Coach: John Speraw; Final AVCA Rank: 4)

| | | | | |
|-----|------------------------------------|-----------------------------------|---|-----|
| J15 | PRINCETON (wvc) | 25-12, 25-22, 25-22 | W | 3-0 |
| J21 | OHIO STATE | 25-18, 25-15, 23-25, 23-25, 15-8 | W | 3-2 |
| J22 | PENN STATE | 17-25, 28-26, 25-22, 25-19 | W | 3-1 |
| J27 | CSUN (wvc) | 27-25, 25-18, 25-22 | W | 3-0 |
| J29 | IOWA (wvc) | 21-25, 20-25, 23-25 | L | 0-3 |
| F4 | at UC Irvine | 21-25, 25-14, 25-22, 26-24 | W | 3-1 |
| F6 | UC IRVINE | 25-23, 23-25, 25-14, 16-25, 15-11 | W | 3-2 |
| F9 | at UC San Diego | 22-25, 25-18, 25-23, 25-16 | W | 3-1 |
| F11 | at Long Beach St. | 22-25, 23-25, 13-25 | L | 0-3 |
| F19 | LONG BEACH STATE (wvc) | 25-20, 25-23, 23-25, 21-25, 15-12 | W | 3-2 |
| E23 | CONCORDIA* | 25-21, 25-16, 20-25, 25-18 | W | 3-1 |
| E25 | at Concordia* | 25-13, 25-19, 25-15 | W | 3-0 |
| M3 | GRAND CANYON* | 25-14, 25-19, 25-21 | W | 3-0 |
| M4 | GRAND CANYON* | 25-18, 25-20, 25-21 | W | 3-0 |
| M11 | at Stanford* | 20-25, 25-22, 18-25, 25-23, 12-15 | L | 2-3 |
| M12 | at Stanford* | 20-25, 25-13, 25-23, 27-25 | W | 3-1 |
| M25 | at Morehouse College | 25-8, 25-9, 25-5 | W | 3-0 |
| M26 | at Fort Valley State | 25-8, 25-10, 25-11 | W | 3-0 |
| M31 | at USC* | 25-23, 25-19, 25-17 | W | 3-0 |
| A2 | USC* | 23-25, 25-19, 17-25, 25-12, 15-12 | W | 3-2 |
| A7 | at Pepperdine* | 25-19, 30-28, 25-22 | W | 3-0 |
| A9 | PEPPERDINE* | 25-23, 25-19, 25-19 | W | 3-0 |
| A15 | at BYU* | 20-25, 25-23, 25-16, 25-18 | W | 3-1 |
| A16 | at BYU* | 26-28, 20-25, 25-23, 25-22, 15-9 | W | 3-2 |
| A21 | STANFORD (MPSF Semis at UIO A) | 21-25, 23-25, 25-21, 25-15, 11-15 | L | 2-3 |
| M3 | PEPPERDINE (NCAA Op. Rd. at UIO A) | 25-23, 22-25, 26-24, 25-19 | W | 3-1 |
| M5 | LONG BEACH ST. (NCAA Semis at UCA) | 25-18, 25-18, 15-25, 10-25, 14-16 | L | 2-3 |

2021 (15-6, 14-5 MPSF: 2nd Place; Coach: John Speraw; Final AVCA Rank: 6)

| | | | | |
|-----|-------------------------------------|-----------------------------------|---|-----|
| J29 | GRAND CANYON* | 25-20, 25-22, 25-22 | W | 3-0 |
| F4 | at BYU* | 25-22, 25-21, 15-25, 25-22 | W | 3-1 |
| F6 | at BYU* | 16-25, 21-25, 17-25 | L | 0-3 |
| F13 | USC* | 28-30, 30-32, 25-19, 24-26 | L | 1-3 |
| F18 | at USC* | 25-23, 25-20, 27-29, 25-21 | W | 3-1 |
| F20 | at USC* | 27-25, 25-21, 23-25, 34-32 | W | 3-1 |
| E25 | CONCORDIA* | 25-22, 25-19, 25-16 | W | 3-0 |
| E27 | at Concordia* | 25-21, 25-20, 20-25, 22-25, 12-15 | L | 2-3 |
| M2 | CONCORDIA* | 25-22, 25-20, 25-15 | W | 3-0 |
| M5 | STANFORD* | 23-25, 25-15, 25-13, 25-21 | W | 3-1 |
| M6 | STANFORD* | 21-25, 25-18, 25-12, 25-19 | W | 3-1 |
| M11 | PEPPERDINE* | 23-25, 25-12, 22-25, 25-14, 15-10 | W | 3-2 |
| M13 | at Pepperdine* | 26-24, 21-25, 23-25, 22-25 | L | 1-3 |
| M23 | at Stanford* | 35-37, 25-21, 25-17, 25-17 | W | 3-1 |
| M24 | at Stanford* | 25-23, 25-21, 25-18 | W | 3-0 |
| A2 | at Grand Canyon* | 26-28, 23-25, 25-14, 25-22, 15-11 | W | 3-2 |
| A3 | at LUC Grand Canyon* | 25-16, 29-27, 19-25, 25-15 | W | 3-1 |
| A9 | BYU* | 19-25, 16-25, 17-25 | L | 0-3 |
| A10 | BYU* | 25-18, 21-25, 27-25, 25-15 | W | 3-1 |
| A22 | Concordia (MPSF Finals at BYU) | 25-23, 21-25, 26-24, 25-20 | W | 3-1 |
| A23 | Pepperdine (MPSF semifinals at BYU) | 20-25, 23-25, 24-26 | L | 0-3 |

2020 (10-9, 2-3 MPSF: 5th Place; Coach: John Speraw; Final AVCA Rank: 9)

| | | | | |
|-----|--------------------------|-----------------------------------|---|-----|
| J2 | at Daemen | 25-16, 25-16, 25-17 | W | 3-0 |
| J4 | at George Mason | 25-22, 30-28, 25-23 | W | 3-0 |
| J6 | at Princeton | 25-17, 26-24, 33-35, 16-25, 15-10 | W | 3-2 |
| J17 | at UC San Diego | 22-25, 17-25, 21-25 | L | 0-3 |
| J24 | at Penn St. | 22-25, 27-29, 24-26 | L | 0-3 |
| J26 | Ohio State (at Penn St.) | 25-16, 24-26, 25-16, 25-17 | W | 3-1 |
| J30 | PRINCETON (wvc) | 25-19, 22-25, 22-25, 23-25 | L | 1-3 |
| F1 | at Long Beach St. | 25-23, 25-18, 22-25, 25-23 | W | 3-1 |
| F6 | at BYU* | 29-31, 12-25, 23-25 | L | 0-3 |
| F8 | at Stanford* | 17-25, 19-25, 17-25 | L | 0-3 |
| F14 | at Concordia* | 25-19, 17-25, 28-26, 25-17 | W | 3-1 |
| F16 | USC* | 23-25, 25-22, 25-14, 25-19 | W | 3-1 |
| F19 | UC SANTA BARBARA (wvc) | 23-25, 22-25, 18-25 | L | 0-3 |
| E21 | at Grand Canyon* | 25-20, 17-25, 23-25, 19-25 | L | 1-3 |
| E28 | at CSUN | 25-22, 25-19, 25-18 | W | 3-0 |
| E29 | LONG BEACH ST. (wvc) | 21-25, 25-17, 25-23, 13-15 | L | 2-3 |
| M3 | at UC Santa Barbara | 25-23, 18-25, 16-25, 20-25 | L | 1-3 |
| M5 | CSUN | 26-24, 25-21, 25-27, 25-22 | W | 3-1 |
| M7 | UC SAN DIEGO (wvc) | 25-16, 23-25, 25-19, 25-21 | W | 3-1 |

Note: season ended early due to coronavirus pandemic.

2019 (19-9, 8-4 MPSF: 2nd Place; Coach: John Speraw; Final AVCA Rank: 7)

| | | | | |
|-----|--------------------------------|-----------------------------------|---|-----|
| J2 | PRINCETON | 25-17, 26-24, 25-18 | W | 3-0 |
| J5 | UC SAN DIEGO (wvc) | 25-20, 25-13, 23-25, 25-19 | W | 3-1 |
| J9 | at CSUN | 22-25, 16-25, 23-25 | L | 0-3 |
| J11 | at McKendree | 25-20, 29-27, 25-21 | W | 3-0 |
| J12 | at Lindenwood | 26-24, 25-17, 25-23 | W | 3-0 |
| J16 | UC SANTA BARBARA | 25-20, 25-16, 25-21 | W | 3-0 |
| J19 | LONG BEACH STATE | 27-29, 22-25, 17-25 | L | 0-3 |
| J25 | at UC San Diego | 20-25, 25-17, 25-15, 25-23 | W | 3-1 |
| J31 | at Loyola-Chicago | 27-25, 23-25, 25-21, 25-23 | W | 3-1 |
| E2 | at Lewis | 18-25, 25-20, 25-19, 25-20 | W | 3-1 |
| F7 | STANFORD* | 21-25, 25-14, 16-25, 26-24, 15-10 | W | 3-2 |
| F9 | BYU* (wvc) | 16-25, 25-14, 25-19, 25-18 | W | 3-1 |
| F13 | at UC Santa Barbara | 18-25, 25-21, 20-25, 25-19, 12-15 | L | 2-3 |
| F16 | at Long Beach State | 20-25, 17-25, 19-25 | L | 0-3 |
| F20 | at Concordia* | 25-17, 26-24, 25-17 | W | 3-0 |
| E24 | USC* | 25-21, 25-21, 25-22 | W | 3-0 |
| E27 | PEPPERDINE* | 29-31, 17-25, 25-20, 25-18, 15-9 | W | 3-2 |
| M1 | at Grand Canyon* | 25-20, 21-25, 25-23, 25-23 | W | 3-1 |
| M8 | Ohio State (at USC) | 25-21, 25-20, 25-21 | W | 3-0 |
| M9 | Penn State (at USC) | 25-12, 25-19, 25-21 | W | 3-0 |
| M14 | at BYU* | 32-30, 25-21, 20-25, 16-25, 15-17 | L | 2-3 |
| M16 | at Stanford* | 25-23, 21-25, 19-25, 25-23, 10-15 | L | 2-3 |
| M27 | at Pepperdine* | 21-25, 31-29, 16-25, 17-25 | L | 1-3 |
| M31 | GRAND CANYON* (wvc) | 25-18, 19-25, 25-23, 25-22 | W | 3-1 |
| A4 | CONCORDIA* | 25-19, 25-19, 25-19 | W | 3-0 |
| A6 | at USC* | 25-19, 15-25, 25-14, 20-25, 11-15 | L | 2-3 |
| A13 | CONCORDIA (MPSF Finals) | 25-21, 25-23, 25-17 | W | 3-0 |
| A18 | USC (MPSF semis at Pepperdine) | 21-25, 18-25, 27-25, 23-25 | L | 2-3 |

2018 (26-8, 9-3 MPSF: 2nd Place; Coach: John Speraw; Final AVCA Rank: 2)

| | | | | |
|-----|--------------------------------------|-----------------------------------|---|-----|
| J3 | New Jersey Inst. of Technology (wvc) | 25-17, 25-22, 25-20 | W | 3-0 |
| J5 | KING (wvc) | 25-17, 25-16, 25-11 | W | 3-0 |
| J6 | MCKENDREE (wvc) | 25-21, 25-22, 29-27 | W | 3-0 |
| J10 | UC IRVINE | 21-25, 19-25, 25-20, 25-16, 16-14 | L | 3-2 |
| J16 | at UC San Diego | 25-23, 25-18, 25-18 | W | 3-0 |
| J18 | PENN STATE (AVCA Showcase) | 25-15, 19-25, 25-20, 25-22 | W | 3-1 |
| J20 | OHIO STATE (AVCA Showcase) | 25-18, 22-25, 27-25, 24-26, 16-14 | W | 3-2 |
| J26 | at Hawaii* | 25-23, 23-25, 23-25, 19-25 | L | 1-3 |
| J28 | at Hawaii* | 22-25, 25-20, 25-22, 32-30 | W | 3-1 |
| F1 | PRINCETON (wvc) | 25-21, 25-17, 25-16 | W | 3-0 |
| F3 | at UC Irvine | 25-21, 25-22, 18-25, 25-19 | W | 3-1 |
| F6 | CSUN | 25-21, 23-25, 25-18, 25-19 | W | 3-1 |
| F8 | at Concordia* | 25-18, 28-26, 25-17 | W | 3-0 |
| F10 | at Grand Canyon* | 25-19, 25-18, 25-18 | W | 3-0 |
| F14 | USC* | 25-15, 25-18, 25-19 | W | 3-0 |
| F17 | at Long Beach State | 25-23, 15-25, 19-25, 21-25 | L | 1-3 |
| F21 | LONG BEACH STATE | 21-25, 25-23, 19-25, 21-25 | L | 1-3 |
| F23 | at Pepperdine* | 21-25, 23-25, 20-25 | L | 0-3 |
| M1 | at Stanford* | 25-12, 25-16, 18-25, 25-21 | W | 3-1 |
| M3 | at BYU* | 23-25, 21-25, 20-2 | | |

RECORDS

2014 (18-11, 15-9 MPSF; 15th Place; Coach: John Speraw; Final AVCA Rank: 9)

| | | | |
|-----|-----------------------------------|-----------------------------------|-------|
| J4 | Stanford (at UCSB Invt.) | 25-22, 18-25, 20-25, 22-25 | I 1-3 |
| J9 | Penn St. (at Outrigger Tny) | 25-15, 22-25, 23-25, 25-21, 16-14 | W 3-0 |
| J10 | Ohio State (at UCSB Invt.) | 25-14, 25-23, 25-21 | W 3-0 |
| J11 | at Hawaii (at Outrigger Tny) | 25-19, 14-25, 25-19, 25-16 | W 3-1 |
| J17 | STANFORD* | 23-25, 25-22, 25-23, 29-31, 15-11 | W 3-2 |
| J18 | PACIFIC* | 25-19, 25-16, 25-18 | W 3-0 |
| J21 | UC SANTA BARBARA* | 25-12, 25-22, 29-27 | W 3-0 |
| J27 | UC IRVINE* | 25-14, 25-23, 25-23 | W 3-0 |
| J30 | at UC San Diego* | 25-19, 25-18, 25-20 | W 3-0 |
| F1 | at UC Irvine* | 25-19, 25-21, 20-25, 25-18 | W 3-1 |
| F5 | at Pepperdine* | 14-25, 20-25, 19-25 | I 0-3 |
| F9 | at USC* | 25-20, 25-23, 25-19 | W 3-0 |
| F12 | LONG BEACH ST.* | 16-25, 20-25, 25-22, 23-25 | I 1-3 |
| F14 | CSUN* | 25-15, 25-18, 34-32 | W 3-0 |
| F23 | at Pacific* | 25-15, 28-26, 25-20 | W 3-0 |
| F24 | at Stanford* | 25-23, 28-26, 20-25, 19-25, 17-15 | W 3-2 |
| F28 | at Hawaii* | 23-25, 24-26, 25-27, 22-25 | I 1-3 |
| M1 | at Hawaii* | 25-22, 18-25, 26-24, 16-25, 11-15 | I 2-3 |
| M5 | at UC Santa Barbara* | 20-25, 19-25, 20-25 | I 0-3 |
| M8 | UC SAN DIEGO* | 25-18, 25-21, 25-15 | W 3-0 |
| M11 | PEPPERDINE* | 18-25, 30-28, 23-25, 22-25 | I 1-3 |
| M15 | USC* | 20-25, 25-19, 17-25, 23-25 | I 1-3 |
| M27 | at Cal Baptist* | 25-22, 21-25, 25-18, 25-23 | W 3-1 |
| M29 | at BYU* | 25-22, 22-25, 26-28, 21-25 | I 1-3 |
| A3 | at CSUN* | 22-25, 25-19, 26-28, 25-16, 21-23 | I 2-3 |
| A5 | at Long Beach St.* | 23-25, 26-24, 26-24, 18-25, 15-13 | W 3-2 |
| A10 | CAL BAPTIST* | 25-20, 25-12, 25-23 | W 3-0 |
| A12 | BYU* (w/c) | 25-23, 23-25, 25-13, 25-20 | W 3-1 |
| A19 | at UC Santa Barbara (MPSF Finals) | 25-23, 20-25, 25-18, 20-25, 12-15 | I 2-3 |

2013 (21-11, 16-8 MPSF; 4th Place; Coach: John Speraw; Final AVCA Rank: 4)

| | | | |
|-----|-------------------------------------|-----------------------------------|-------|
| J4 | at UC Santa Barbara (at UCSB Invt.) | 25-27, 21-25, 25-22, 25-14, 15-13 | W 3-2 |
| J4 | UC San Diego (at UCSB Invt.) | 26-24, 25-19, 22-25, 17-25, 15-8 | W 3-2 |
| J5 | UC Irvine (at UCSB Invt.) | 17-25, 17-25, 26-24, 25-22, 13-15 | I 2-3 |
| J8 | CSUN* | 25-18, 19-25, 25-19, 18-25, 15-13 | W 3-2 |
| J10 | Penn St. (at Outrigger Tny) | 19-25, 25-18, 18-25, 25-21, 15-10 | W 3-2 |
| J11 | Ohio St. (at Outrigger Tny) | 17-25, 25-22, 18-25, 25-18, 15-13 | W 3-2 |
| J12 | at Hawaii (at Outrigger Tny) | 25-20, 23-25, 25-20, 24-26, 14-16 | I 2-3 |
| J15 | LONG BEACH ST.* | 23-25, 22-25, 25-16, 17-25 | I 1-3 |
| J18 | at UC Santa Barbara* | 21-25, 25-17, 25-17, 25-19 | W 3-1 |
| J22 | at Stanford* | 25-27, 25-19, 14-25, 12-25 | I 1-3 |
| J27 | at Pacific* | 25-22, 25-19, 25-12 | W 3-0 |
| J29 | UC IRVINE* | 19-25, 25-22, 20-25, 11-15 | I 2-3 |
| F2 | at UC San Diego* | 25-10, 33-31, 25-22 | W 3-0 |
| F7 | at Cal Baptist* | 28-30, 25-23, 25-27, 25-12, 12-15 | I 2-3 |
| F9 | at BYU* | 22-25, 15-25, 23-25 | I 0-3 |
| F15 | HAWAII* | 26-24, 25-17, 25-23 | W 3-0 |
| F16 | HAWAII* | 25-23, 18-25, 25-19, 23-25, 12-15 | I 2-3 |
| F18 | at USC* | 25-18, 25-21, 25-17 | W 3-0 |
| F23 | at Pepperdine* | 25-18, 25-17, 25-18 | W 3-0 |
| F27 | UC SANTA BARBARA* | 19-25, 25-22, 23-25, 19-25 | I 1-3 |
| M8 | PACIFIC* | 25-19, 25-19, 25-20 | W 3-0 |
| M10 | STANFORD* | 25-21, 25-23, 29-27 | W 3-0 |
| M13 | at Long Beach St.* | 21-25, 21-25, 25-19, 26-24, 15-10 | W 3-2 |
| M15 | at CSUN* | 20-25, 19-22, 25-25, 13-15, 10 | W 3-2 |
| M29 | at UC San Diego* | 25-20, 25-18, 25-20 | W 3-0 |
| M30 | at UC Irvine* | 25-16, 25-16, 19-25, 25-17 | W 3-1 |
| A4 | CAL BAPTIST* | 25-21, 18-25, 19-25, 20-25 | I 1-3 |
| A6 | BYU* | 25-23, 25-19, 25-20 | W 3-0 |
| A10 | PEPPERDINE | 25-22, 25-20, 25-23 | W 3-0 |
| A12 | USC* | 25-16, 25-18, 25-15 | W 3-0 |
| A20 | PEPPERDINE (MPSF Finals) | 25-19, 25-18, 25-18 | W 3-0 |
| A25 | at BYU (MPSF semis) | 25-23, 25-21, 18-25, 24-26, 10-15 | I 2-3 |

2012 (22-8, 16-6 MPSF; 5th Place; Coach: Al Scates; Final AVCA Rank: 5)

| | | | |
|-----|--------------------------------|-----------------------------------|-------|
| J6 | CSUN (at UCSB Invt.) | 25-19, 25-23, 24-26, 25-17 | W 3-1 |
| J6 | Ohio St. (at UCSB Invt.) | 25-16, 25-19, 25-16 | W 3-0 |
| J7 | UC Irvine (at UCSB Invt.) | 25-23, 21-25, 33-35, 18-25 | I 1-3 |
| J12 | Lewis (at Outrigger Tny) | 27-25, 23-25, 25-15, 25-18 | W 3-1 |
| J13 | Springfield (at Outrigger Tny) | 25-20, 25-21, 25-22 | W 3-0 |
| J14 | at Hawaii (at Outrigger Tny) | 25-22, 25-23, 25-23 | W 3-0 |
| J20 | STANFORD* | 25-23, 25-22, 25-17 | W 3-0 |
| J21 | PACIFIC* | 25-17, 25-18, 25-20 | W 3-0 |
| J25 | CSUN* | 25-18, 25-15, 25-12 | W 3-0 |
| J27 | UC SANTA BARBARA* | 25-18, 25-20, 25-19 | W 3-0 |
| F1 | at Pepperdine* | 25-21, 21-25, 25-14, 21-25, 15-11 | W 3-2 |
| F3 | at USC* | 27-25, 25-15, 25-23 | W 3-0 |
| F10 | at UC Santa Barbara* | 25-17, 25-18, 22-25, 25-20 | W 3-1 |
| F14 | at Long Beach St.* | 16-25, 18-25, 25-20, 27-25, 9-15 | I 2-3 |
| F17 | at Hawaii* | 25-21, 25-20, 25-21 | W 3-0 |
| F18 | at Hawaii* | 25-21, 25-14, 25-19 | W 3-0 |
| F24 | CAL BAPTIST* | 25-16, 25-19, 25-15 | W 3-0 |
| F29 | LONG BEACH ST.* | 25-18, 25-20, 25-21 | W 3-0 |
| M2 | at CSUN* | 28-26, 25-15, 25-22 | W 3-0 |
| M8 | UC SAN DIEGO* | 25-21, 25-20, 28-26 | W 3-0 |
| M10 | UC IRVINE* | 22-25, 25-23, 18-25, 27-25, 13-15 | I 2-3 |
| M14 | USC* | 18-25, 22-25, 23-25 | I 0-3 |
| M16 | PEPPERDINE* | 25-18, 31-29, 26-24 | W 3-0 |
| M30 | at UC San Diego* | 20-25, 21-25, 25-21, 21-25 | I 1-3 |
| M31 | at UC Irvine* | 25-21, 25-21, 25-23 | W 3-0 |
| A6 | BYU* | 29-27, 25-16, 22-25, 18-25, 16-18 | I 2-3 |
| A7 | BYU* | 25-17, 25-19, 25-17 | W 3-0 |
| A13 | at Pacific* | 25-22, 21-25, 25-17, 25-19 | W 3-1 |
| A14 | at Stanford* | 18-25, 21-25, 18-25 | I 0-3 |
| A21 | at UC Irvine (MPSF Finals) | 14-25, 25-23, 16-25, 23-25 | I 1-3 |

2011 (16-15, 9-13 MPSF; 8th Place; Coach: Al Scates; Final AVCA Rank: 10)

| | | | |
|----|-------------------------------------|----------------------------|-------|
| J7 | UC San Diego (at UCSB Invt.) | 25-22, 25-12, 23-25, 25-15 | W 3-1 |
| J8 | at UC Santa Barbara (at UCSB Invt.) | 13-25, 25-23, 25-27, 23-25 | I 1-3 |

| | | | |
|-----|--------------------------------|-----------------------------------|-------|
| J8 | Long Beach St. (at UCSB Invt.) | 17-25, 20-25, 25-19, 25-16, 15-13 | W 3-2 |
| J13 | Penn State (at Outrigger Tny) | 23-25, 25-19, 25-22, 25-18 | W 3-1 |
| J14 | Ball State (at Outrigger Tny) | 25-22, 25-20, 23-25, 30-28 | W 3-1 |
| J15 | at Hawaii (at Outrigger Tny) | 25-19, 25-14, 25-21 | W 3-0 |
| J19 | CSUN* | 25-19, 25-19, 22-25, 25-17 | I 3-1 |
| J21 | at Long Beach St.* | 25-19, 25-22, 14-25, 20-25, 13-15 | I 2-3 |
| J26 | PEPPERDINE* | 25-21, 25-20, 25-20 | W 3-0 |
| J28 | USC* | 22-25, 25-23, 24-26, 16-25 | I 1-3 |
| F4 | at BYU* | 17-25, 25-14, 23-25, 21-25 | I 1-3 |
| F5 | at BYU* | 21-25, 25-27, 20-25 | I 0-3 |
| F9 | UC SANTA BARBARA* | 11-25, 23-25, 25-18, 25-27 | I 1-3 |
| F11 | at UC Santa Barbara* | 25-23, 18-25, 2-25, 20-25 | I 1-3 |
| F17 | HAWAII* | 25-21, 25-22, 28-26 | W 3-0 |
| F19 | HAWAII* | 19-25, 21-25, 22-25 | I 0-3 |
| F25 | at Stanford* | 24-26, 25-21, 22-25, 17-25 | I 1-3 |
| F26 | at Pacific* | 25-23, 25-19, 25-15 | W 3-0 |
| M2 | at CSUN* | 26-24, 27-25, 25-23 | W 3-0 |
| M4 | LONG BEACH ST.* | 18-25, 25-16, 25-19, 23-25, 15-13 | W 3-2 |
| M9 | PENN STATE | 25-23, 24-26, 25-20, 22-25, 19-17 | W 3-2 |
| M11 | LOYOLA-CHICAGO | 24-26, 25-18, 24-26, 25-20, 15-8 | W 3-2 |
| M24 | UC IRVINE* | 25-20, 26-24, 25-21 | W 3-0 |
| M26 | at UC San Diego* | 25-20, 25-23, 25-21 | W 3-0 |
| M30 | at UC Irvine* | 25-19, 24-26, 20-25, 15-25 | I 1-3 |
| A1 | UC SAN DIEGO* | 21-25, 21-25, 22-25 | I 0-3 |
| A8 | PACIFIC* | 25-19, 25-19, 25-22 | W 3-0 |
| A9 | STANFORD* | 18-25, 18-25, 17-25 | I 0-3 |
| A14 | at USC* | 12-25, 22-25, 21-25 | I 0-3 |
| A16 | at Pepperdine* | 19-25, 25-22, 20-25, 23-25 | I 1-3 |
| A23 | at USC (MPSF Finals) | 25-23, 18-25, 18-25, 21-25 | I 1-3 |

2010 (16-14, 11-11 MPSF; 7th Place; Coach: Al Scates; Final AVCA Rank: 9)

| | | | |
|-----|------------------------------|-----------------------------------|-------|
| J7 | UC San Diego (at UCSB Invt.) | 30-24, 24-30, 26-30, 31-29, 15-15 | W 3-2 |
| J12 | at BYU (at UCSB Invt.) | 26-30, 30-24, 30-27, 24-30, 11-15 | I 2-3 |
| J8 | Cal Baptist (at UCSB Invt.) | 33-35, 29-31, 19-30 | I 0-3 |
| J13 | USC* | 26-30, 31-29, 26-30, 28-30 | I 1-3 |
| J15 | PEPPERDINE* | 27-30, 22-30, 23-30 | I 0-3 |
| J20 | UC SANTA BARBARA* | 30-19, 23-30, 24-30, 30-25, 11-11 | W 3-2 |
| J22 | at CSUN* | 30-21, 30-24, 30-21 | W 3-0 |
| J29 | BYU* | 40-38, 30-21, 30-24 | W 3-0 |
| J30 | BYU* | 29-31, 30-27, 30-28, 29-31, 11-15 | I 2-3 |
| F4 | at Hawaii* | 27-30, 30-25, 30-26, 30-25 | W 3-1 |
| F5 | at Hawaii* | 30-26, 23-30, 30-25, 30-28 | W 3-1 |
| F12 | at Stanford* | 24-30, 23-30, 24-30 | I 0-3 |
| F13 | at Pacific* | 30-26, 30-26, 30-27 | W 3-0 |
| F17 | at UC Santa Barbara* | 30-28, 30-25, 19-30, 30-24 | W 3-1 |
| F19 | CSUN* | 27-30, 28-30, 30-28, 30-14, 15-12 | W 3-2 |
| F24 | UC SAN DIEGO* | 22-30, 25-30, 26-30 | I 0-3 |
| F26 | LONG BEACH ST.* | 23-30, 26-30, 23-30 | I 0-3 |
| M3 | LEWIS | 30-22, 30-27, 30-25 | W 3-0 |
| M5 | UC IRVINE* | 34-32, 23-30, 28-30, 28-30 | I 1-3 |
| M10 | BALL STATE | 30-26, 30-28, 18-30, 27 | W 3-0 |
| M12 | LOYOLA-CHICAGO | 30-16, 30-27, 30-24 | W 3-0 |
| M24 | GRAND CANYON | 30-17, 30-14, 30-20 | W 3-0 |
| M27 | at UC Irvine* | 26-30, 30-18, 35-33, 20-30, 17-15 | W 3-2 |
| M31 | at Pepperdine* | 24-30, 30-25, 21-30, 30-23, 10-15 | I 2-3 |
| A3 | at USC* | 26-30, 21-30, 23-30 | I 0-3 |
| A9 | at Long Beach St.* | 30-24, 22-30, 23-30, 30-28, 16-14 | W 3-2 |
| A10 | at UC San Diego* | 26-30, 25-30, 34-32, 27-30 | I 1-3 |
| A16 | STANFORD* | 30-24, 23-30, 21-30, 30-26, 15-7 | W 3-2 |
| A17 | PACIFIC* | 28-30, 25-30, 28-30 | I 0-3 |
| A24 | at BYU (MPSF Finals) | 28-30, 26-30, 30-26, 26-30 | I 1-3 |

2009 (14-16, 10-12 MPSF; 8th Place; Coach: Al Scates; Final AVCA Rank: 9)

| | | | |
|-----|----------------------------|-----------------------------------|-------|
| J9 | CSUN (at UCSB Invt.) | 30-24, 26-30, 18-30, 21-30 | I 1-3 |
| J9 | Pacific (at UCSB Invt.) | 30-25, 32-30, 30-26 | W 3-0 |
| J10 | UC Irvine (at UCSB Invt.) | 30-32, 25-30, 25-30 | I 0-3 |
| J14 | CSUN* | 18-30, 27-30, 22-30 | I 0-3 |
| J16 | UC SANTA BARBARA* | 33-31, 30-28, 30-28 | W 3-0 |
| J21 | at Long Beach St.* | 30-24, 24-30, 30-28, 22-30, 7-15 | I 2-3 |
| J23 | UC SAN DIEGO* | 30-26, 35-33, 30-22 | W 3-0 |
| J28 | CAL BAPTIST | 32-34, 30-17, 30-23, 30-25 | W 3-1 |
| J30 | at UC Irvine* | 30-20, 24-30, 17-30, 28-30 | I 1-3 |
| F5 | STANFORD* | 34-36, 26-30, 30-21, 30-27, 15-11 | W 3-2 |
| F6 | PACIFIC* | 25-30, 30-22, 30-25, 30-16 | W 3-1 |
| F13 | at Lewis | 30-22, 26-30, 26-30, 20-21, 10-15 | I 2-3 |
| F14 | at Loyola-Chicago | 30-22, 26-30, 30-27, 25-30, 20-18 | W 3-2 |
| F18 | at Pepperdine* | 29-31, 26-30, 25-30 | I 0-3 |
| F20 | at USC* | 23-30, 30-28, 27-30, 18-30 | I 1-3 |
| F25 | LONG BEACH ST.* | 24-30, 25-30, 29-31 | I 0-3 |
| F28 | at UC San Diego* | 21-30, 23-30, 31-33 | I 0-3 |
| M4 | GRAND CANYON | 30-19, 30-25, 30-21 | W 3-0 |
| M6 | UC IRVINE* | 26-30, 28-30, 30-27, 31-29, 11-15 | I 2-3 |
| M11 | at CSUN* | 20-30, 30-26, 28-30, 28-30 | I 1-3 |
| M13 | at UC Santa Barbara* | 25-30, 30-27, 30-26, 30-27 | W 3-1 |
| M27 | at BYU* | 30-27, 30-27, 28-30, 30-25 | W 3-1 |
| M28 | at BYU* | 31-29, 32-34, 28-30, 25-30 | I 1-3 |
| A2 | HAWAII* | 30-27, 30-22, 24-30, 25-30, 15-13 | W 3-2 |
| A3 | HAWAII* | 25-30, 31-29, 30-23, 30-23 | I 0-3 |
| A8 | PEPPERDINE* | 33-35, 26-30, 31-33 | I 0-3 |
| A10 | USC* | 33-31, 27-30, 22-30, 32-30, 19-17 | W 3-2 |
| A17 | at Pacific* | 30-26, 30-30, 30-21, 30-21 | W 3-0 |
| A18 | at Stanford* | 23-30, 26-30, 28-30 | I 0-3 |
| A25 | at UC Irvine (MPSF Finals) | 23-30, 29-31, 32-30, 21-30 | I 1-3 |

2008 (17-14, 12-10 MPSF; 4th Place; Coach: Al Scates; Final AVCA Rank: 6)

| | | | |
|-----|------------------------------|-----------------------------------|-------|
| J3 | Ball St. (at Outrigger Tny) | 30-23, 30-27, 26-30, 30-22 | W 3-1 |
| J4 | Penn St. (at Outrigger Tny) | 19-30, 30-26, 36-38 | I 0-3 |
| J5 | at Hawaii (at Outrigger Tny) | 24-30, 30-28, 24-30, 30-22, 25-11 | W 3-2 |
| J11 | STANFORD* | 30-19, 24-30, 30-24, 30-18 | W 3-1 |

| | | | |
|-----|-----------------|-------------------------------------|-------|
| J12 | PACIFIC* | 30-25, 30-21, 30-27 | W 3-0 |
| J17 | UC SAN DIEGO* | 30-21, 30-28, 30-26 | W 3-0 |
| J18 | LONG BEACH ST.* | 27-30, 18-30, 30-24, 20-30 | I 1-3 |
| J23 | at USC* | 26-30, 24-30, 30-23, 30-18, 16-18</ | |

RECORDS

| | | | | |
|----|--------------------------|---------------------|---|-----|
| M4 | IPFW (NCAA semis) | 30-25, 30-23, 30-28 | W | 3-0 |
| M6 | Penn State (NCAA champ.) | 30-27, 20-27, 30-27 | W | 3-0 |

2005 (26-6, 18-4 MPSF; 2nd Place; Coach: Al Scates; Final AVCA Rank: 2)

| | | | | |
|-----|-----------------------------------|-----------------------------------|---|-----|
| J7 | UC Irvine (at UCSB Invit.) | 30-21, 30-23, 30-22 | W | 3-0 |
| J7 | Long Beach St. (at UCSB Invit.) | 30-23, 30-24, 30-26 | W | 3-0 |
| J8 | CSUN (at UCSB Invit.) | 35-37, 30-25, 30-23, 23-30, 17-15 | W | 3-2 |
| J12 | CAL BAPTIST | 30-20, 28-30, 17-30, 30-27, 15-10 | W | 3-2 |
| J15 | UC IRVINE* | 30-22, 36-34, 30-23 | W | 3-0 |
| J19 | PEPPERDINE* | 30-18, 30-21, 30-27 | W | 3-0 |
| J21 | USC* (Kilgour Cup) | 30-27, 24-30, 36-34, 30-27 | W | 3-1 |
| J28 | at BYU* | 29-31, 22-30, 30-27, 28-30 | I | 1-3 |
| J29 | at BYU* | 30-21, 30-24, 30-26 | W | 3-0 |
| F2 | at CSUN* | 30-18, 30-26, 30-26 | W | 3-0 |
| F4 | at UIC Santa Barbara* | 30-20, 30-25, 28-30, 22-30, 15-12 | W | 3-2 |
| F9 | LONG BEACH ST.* | 30-21, 30-21, 30-28 | W | 3-0 |
| F11 | UC SAN DIEGO* | 30-15, 30-24, 30-21 | W | 3-0 |
| F17 | STANFORD* | 30-21, 30-20, 31-33, 30-26 | W | 3-1 |
| F19 | PACIFIC* | 30-22, 30-22, 27-30, 30-16 | W | 3-1 |
| F25 | HAWAII* | 30-22, 30-26, 28-30, 37-35 | W | 3-1 |
| F26 | HAWAII* | 25-30, 26-30, 25-30 | I | 0-3 |
| M2 | at UC Irvine* | 30-22, 16-30, 30-22, 31-29 | W | 3-1 |
| M8 | PENN STATE | 30-22, 30-27, 30-28 | W | 3-0 |
| M10 | at USC* | 29-31, 30-25, 30-28, 30-27 | W | 3-1 |
| M12 | at Pepperdine* | 30-28, 34-36, 26-30, 30-27, 13-15 | I | 2-3 |
| M16 | RUTGERS-NEWARK | 30-16, 30-12, 30-20 | W | 3-0 |
| M17 | GEORGE MASON | 30-24, 30-21, 30-23 | W | 3-0 |
| A1 | at Pacific* | 30-21, 30-20, 30-18 | W | 3-0 |
| A2 | at Stanford* | 25-30, 35-33, 30-21, 36-34 | W | 3-1 |
| A6 | CSUN* | 30-23, 33-31, 27-30, 30-27 | W | 3-1 |
| A9 | UC SANTA BARBARA* | 30-28, 30-27, 30-20 | W | 3-0 |
| A14 | at Long Beach St.* | 27-30, 30-24, 29-31, 29-31 | I | 1-3 |
| A15 | at UIC San Diego* | 26-30, 30-23, 35-37, 30-20, 18-16 | W | 3-2 |
| A23 | CSUN (MPSF Finals) | 25-30, 27-30, 30-18, 30-22, 14-16 | I | 2-3 |
| M5 | PENN STATE (NCAA semis at UCI A) | 30-20, 30-24, 30-27 | W | 3-0 |
| M7 | PEPPERDINE (NCAA champ. at UCI A) | 23-30, 30-23, 30-24, 25-30, 10-15 | I | 2-3 |

2004 (24-6, 17-5 MPSF; 3rd Place; Coach: Al Scates; Final AVCA Rank: 3)

| | | | | |
|-----|------------------------------------|-----------------------------------|---|-----|
| J9 | Pacific (at UCSB Invit.) | 30-22, 30-25, 30-28 | W | 3-0 |
| J10 | USC (at UCSB Invit.) | 30-21, 30-21, 30-15 | W | 3-0 |
| J10 | CSUN (at UCSB Invit.) | 30-19, 29-31, 30-21, 26-30, 15-12 | W | 3-2 |
| J14 | I A VERNIE | 30-17, 30-16, 30-21 | W | 3-0 |
| J16 | at Stanford* | 28-30, 25-30, 25-28, 30-1 | I | 1-3 |
| J18 | at Pacific* | 27-30, 30-11, 30-19, 30-27 | W | 3-1 |
| J23 | at UC Irvine* | 30-24, 30-23, 30-22 | W | 3-0 |
| J29 | at USC* | 30-25, 30-20, 30-24 | W | 3-0 |
| J31 | PEPPERDINE* | 30-20, 30-21, 20-30, 30-24 | W | 3-1 |
| F4 | UC SANTA CRUZ | 30-18, 30-14, 30-25 | W | 3-0 |
| F6 | at CSUN* | 30-18, 30-25, 30-24 | W | 3-0 |
| F11 | LONG BEACH ST.* | 19-30, 28-30, 25-30 | I | 0-3 |
| F13 | UC SAN DIEGO* | 28-30, 30-18, 30-18, 30-24 | W | 3-1 |
| F18 | UC SANTA BARBARA* | 23-30, 30-18, 30-25, 30-22 | W | 3-1 |
| F26 | at Hawaii* | 30-26, 28-30, 30-25, 26-30, 9-15 | I | 2-3 |
| F28 | at Hawaii* | 30-15, 21-30, 30-27, 30-23 | W | 3-1 |
| M3 | I EWIS | 30-18, 30-27, 30-25 | W | 3-0 |
| M5 | PACIFIC* | 21-30, 22-30, 30-28, 30-24, 16-14 | W | 3-2 |
| M6 | STANFORD* (Kilgour Cup) | 30-28, 28-30, 22-30, 24-17, 15 | W | 3-2 |
| M10 | at UIC San Diego* | 30-27, 30-22, 30-27 | W | 3-0 |
| M12 | at Long Beach St.* | 25-30, 28-30, 27-30 | I | 0-3 |
| M17 | UC IRVINE* | 27-30, 30-27, 30-23, 30-28 | W | 3-1 |
| M30 | USC* | 30-21, 27-30, 30-25, 30-23 | W | 3-1 |
| A3 | at Pepperdine* | 30-26, 30-25, 30-25 | W | 3-0 |
| A8 | BYU* | 31-33, 26-30, 31-29, 30-32 | I | 1-3 |
| A9 | BYU* | 28-30, 26-30, 30-22, 30-27, 15-9 | W | 3-2 |
| A14 | CSUN* (w) | 30-22, 30-25, 33-31 | W | 3-0 |
| A17 | at UIC Santa Barbara* | 28-30, 30-26, 30-20, 30-17 | W | 3-1 |
| A24 | HAWAII (MPSF Finals) | 30-24, 30-24, 30-28 | W | 3-0 |
| A29 | Long Beach St. (MPSF semis at BYU) | 25-30, 27-30, 28-30 | I | 0-3 |

2003 (15-14, 10-12 MPSF; 9th Place; Coach: Al Scates; Final AVCA Rank: 12)

| | | | | |
|-----|------------------------------|-----------------------------------|---|-----|
| J10 | USC (at UC Irvine Tny) | 30-25, 32-34, 30-27, 30-24 | W | 3-1 |
| J11 | CSUN (at UC Irvine Tny) | 30-25, 30-18, 30-21 | W | 3-0 |
| J1 | UC Irvine (at UC Irvine Tny) | 30-21, 26-30, 18-30, 38-36, 15-17 | I | 2-3 |
| J15 | UC SANTA CRUZ | 30-16, 30-15, 30-12 | W | 3-0 |
| J17 | UC IRVINE* | 26-30, 30-27, 30-21, 27-30, 14-16 | I | 2-3 |
| J23 | LONG BEACH ST.* | 30-22, 29-31, 30-26, 17-30, 13-15 | I | 2-3 |
| J25 | UC SAN DIEGO* | 30-28, 30-24, 28-30, 31-29 | W | 3-1 |
| J31 | at BYU* | 27-30, 21-30, 26-30 | I | 0-3 |
| F1 | at BYU* | 32-34, 26-30, 15-30 | I | 0-3 |
| F5 | CSUN* | 30-28, 28-30, 23-30, 30-25, 12-15 | I | 2-3 |
| F7 | UC SANTA BARBARA* | 30-26, 31-29, 30-22 | W | 3-0 |
| F12 | PEPPERDINE* | 22-30, 30-26, 28-30, 35-37 | I | 1-3 |
| F15 | USC* (Kilgour Cup) | 30-20, 30-20, 30-26 | W | 3-0 |
| F19 | at UIC Santa Barbara* | 30-26, 30-28, 30-28 | W | 3-0 |
| F21 | at Pacific* | 30-27, 30-27, 30-27, 30-24 | W | 3-1 |
| F22 | at Stanford* | 30-27, 30-19, 30-26 | W | 3-0 |
| F26 | I A VERNIE | 30-13, 30-18, 30-14 | W | 3-0 |
| F28 | at Long Beach St.* | 31-33, 31-29, 24-30, 24-30 | I | 1-3 |
| M1 | at UIC San Diego* | 37-35, 30-23, 30-26 | W | 3-0 |
| M5 | I EWIS | 30-25, 26-30, 30-25, 25-30, 15-17 | I | 2-3 |
| M7 | at UC Irvine* | 30-27, 24-30, 30-19, 30-25 | W | 3-1 |
| M12 | CONCORDIA (NY) | 30-20, 30-26, 30-18 | W | 3-0 |
| M14 | HAWAII* | 30-22, 22-30, 24-30, 23-30 | I | 1-3 |
| M15 | HAWAII* | 19-30, 23-30, 30-28, 19-30 | I | 1-3 |
| M27 | at CSUN* | 26-30, 30-27, 32-34, 25-30 | I | 1-3 |
| A2 | at USC* | 30-28, 30-26, 27-30, 30-26 | W | 3-1 |
| A5 | at Pepperdine* | 27-30, 19-30, 23-30 | I | 0-3 |
| A11 | STANFORD* | 23-30, 26-30, 26-30 | I | 0-3 |
| A12 | PACIFIC* | 30-26, 30-27, 30-26 | W | 3-0 |

2002 (25-7, 17-5 MPSF; T3rd Place; Coach: Al Scates; Final AVCA Rank: 6)

| | | | | |
|-----|--------------------------------|-----------------------------------|---|-----|
| J11 | at UC Irvine (at UCI Tny) | 30-28, 30-25, 30-27 | W | 3-0 |
| J12 | USC (at UCI Tny) | 30-20, 30-22, 25-30, 30-19 | W | 3-1 |
| J12 | Pepperdine (at UCI Tny) | 27-30, 26-30, 27-30 | I | 0-3 |
| J17 | Lewis (at Hawaii Tny) | 30-25, 23-30, 30-24, 30-24 | W | 3-1 |
| J18 | Penn State (at Hawaii Tny) | 38-36, 30-20, 33-31 | W | 3-0 |
| J19 | at Hawaii* (at Hawaii Tny) | 31-29, 30-18, 30-26 | W | 3-0 |
| J25 | at Long Beach State* | 30-26, 30-23, 30-22 | W | 3-0 |
| J26 | UC SAN DIEGO* (w) | 30-28, 30-21, 30-22 | W | 3-0 |
| J31 | LONG BEACH ST.* | 30-28, 25-30, 35-37, 30-21, 15-8 | W | 3-2 |
| F1 | at UIC San Diego* | 26-30, 30-21, 30-23, 30-17 | W | 3-1 |
| F7 | PEPPERDINE* | 30-28, 30-28, 28-30, 25-30, 17-15 | W | 3-2 |
| E9 | USC* (Kilgour Cup) | 30-23, 30-17, 30-23 | W | 3-0 |
| F15 | at Pacific* | 34-32, 29-31, 30-20, 30-26 | W | 3-1 |
| F16 | at Stanford* | 31-29, 24-30, 29-31, 25-30 | I | 1-3 |
| F19 | UC SANTA BARBARA* | 30-26, 30-24, 25-30, 35-33 | W | 3-1 |
| F21 | BYU* | 25-30, 31-29, 30-26, 30-23 | W | 3-1 |
| F23 | BYU* | 30-28, 28-30, 29-31, 33-31, 12-15 | I | 2-3 |
| F27 | at CSUN* | 30-25, 30-28, 30-23 | W | 3-0 |
| M1 | at UIC Santa Barbara* | 30-26, 29-31, 30-23, 30-23 | W | 3-1 |
| M6 | I EWIS | 30-21, 34-32, 30-25 | W | 3-0 |
| M8 | PACIFIC* | 33-31, 30-22, 31-29 | W | 3-0 |
| M9 | STANFORD* | 32-30, 30-21, 30-24 | W | 3-0 |
| M12 | CONCORDIA (NY) | 30-26, 30-26, 28-30, 31-29 | W | 3-1 |
| M15 | UC IRVINE* | 30-20, 30-22, 29-31, 28-30, 15-11 | W | 3-2 |
| M16 | GEORGE MASON | 30-22, 30-25, 30-22 | W | 3-0 |
| M27 | at USC* (Iyon Center) | 30-24, 30-24, 30-24 | W | 3-0 |
| M30 | at Pepperdine* | 27-30, 27-30, 23-30 | I | 0-3 |
| A5 | at Hawaii* | 30-19, 26-30, 16-30, 25-30 | I | 1-3 |
| A6 | at Hawaii* | 19-30, 20-30, 20-30 | I | 0-3 |
| A10 | CSUN* | 30-26, 30-13, 38-36 | W | 3-0 |
| A12 | UC IRVINE* | 30-26, 30-26, 33-35, 30-22 | W | 3-1 |
| A20 | UC SANTA BARBARA (MPSF Finals) | 30-28, 30-27, 28-30, 30-32, 8-15 | I | 2-3 |

2001 (24-8, 12-5 MPSF; 2nd Place Mt'n Div.; Coach: Al Scates; Final AVCA Rank: 2)

| | | | | |
|-----|---|-----------------------------------|---|-----|
| J6 | at UIC Santa Barb. (at UCSB Invit.) | 30-27, 30-20, 28-30, 26-30, 13-15 | I | 2-3 |
| J12 | Pepperdine (at UC Irvine Tny) | 26-30, 30-24, 30-26, 27-30, 7-15 | I | 2-3 |
| J13 | CSUN (at UC Irvine Tny) | 30-23, 29-31, 30-23, 28-24 | W | 3-1 |
| J13 | at UC Irvine (at UC Irvine Tny) | 30-27, 30-20, 30-26 | W | 3-0 |
| J18 | Penn St. (at Hawaii Tny) | 30-27, 30-28, 24-30, 19-30, 15-5 | W | 3-2 |
| J19 | at Hawaii* (at Hawaii Tny) | 31-29, 20-30, 30-27, 42-44, 15-9 | W | 3-2 |
| J26 | LONG BEACH ST.* | 28-30, 35-33, 30-28, 19-30, 6-15 | I | 2-3 |
| J31 | CAL BAPTIST | 30-26, 30-21, 30-28 | W | 3-0 |
| F3 | at Pepperdine* | 25-30, 32-30, 30-28, 30-26 | W | 3-1 |
| F7 | USC* | 27-30, 30-24, 30-26, 30-19 | W | 3-1 |
| F14 | CSUN* | 30-20, 30-29, 30-22 | W | 3-0 |
| F16 | UC SANTA BARBARA* | 30-20, 30-32, 30-23, 22-30, 15-12 | W | 3-2 |
| E21 | at UC Irvine* | 26-30, 30-13, 30-25, 30-20 | W | 3-1 |
| E23 | at BYU | 22-30, 30-28, 26-30, 22-30 | I | 1-3 |
| M2 | UC SANTA CRUZ | 30-17, 30-21, 30-23 | W | 3-0 |
| M3 | UC SAN DIEGO* (w) | 31-29, 33-31, 30-28 | W | 3-0 |
| M7 | at USC* | 34-32, 33-31, 30-17 | W | 3-0 |
| M9 | STANFORD* (Kilgour Cup) | 28-30, 27-30, 30-28, 30-27, 16-18 | I | 2-3 |
| M10 | PACIFIC* | 30-21, 30-21, 30-18 | W | 3-0 |
| M12 | CONCORDIA (NY) | 30-28, 30-21, 30-18 | W | 3-0 |
| M14 | RUTGERS-NEWARK | 30-23, 30-20, 30-26 | W | 3-0 |
| M17 | at Long Beach St.* | 30-28, 30-28, 27-30, 30-28 | W | 3-1 |
| M29 | HAWAII* | 30-25, 27-30, 30-23, 23-30, 13-15 | I | 2-3 |
| M30 | HAWAII* | 30-25, 30-27, 20-30, 30-27 | W | 3-1 |
| A6 | at UIC San Diego* | 26-30, 30-26, 30-22, 30-18 | W | 3-1 |
| A13 | at Stanford* | 28-30, 28-30, 24-30 | I | 0-3 |
| A14 | at Pacific* | 30-22, 30-22, 30-27 | W | 3-0 |
| A21 | STANFORD (MPSF Finals) | 27-30, 30-23, 30-22, 27-30, 20-18 | W | 3-2 |
| A26 | Long Beach St. (MPSF semis at BYU) | 27-30, 30-25, 30-24, 23-30, 15-7 | W | 3-2 |
| A28 | Hawaii* (MPSF champ. at BYU) | 30-27, 30-23, 15-30, 30-27 | W | 3-1 |
| M3 | Olin St. (NCAA semis at Long Beach St.) | 30-21, 30-20, 22-30, 30-24 | W | 3-1 |
| M5 | BYU (NCAA Champ. at Hawaii) | 26-30, 26-30, 30-32 | I | 0-3 |

2000 (29-5, 14-5 NCAA Champions; MPSF 2nd Mountain Div.; Coach: Al Scates; Final AVCA Rank: 1)

| | | | | |
|-----|-----------------------------------|-----------------------------------|---|-----|
| J7 | Long Beach St. (at UC Irvine Tny) | 11-15, 15-10, 15-12, 13-15, 15-12 | W | 3-2 |
| J8 | Pacific (at UC Irvine Tny) | 15-4, 15-10, 15-5 | W | 3-0 |
| J8 | at UC Irvine (at UC Irvine Tny) | 15-6, 15-6, 15-7 | W | 3-0 |
| J21 | at Pacific* | 15-5, 15-2, 15-9 | W | 3-0 |
| J22 | at Stanford* | 15-11, 15-9, 15-11 | W | 3-0 |
| J26 | Penn State (at Hawaii Tny) | 15-4, 15-3, 11-15, 15 | | |

RECORDS

| | | | |
|---------------------------------------|----------------------------------|---|-----|
| M1 Penn St. (NCAA semis. at Ohio St.) | 15-13, 13-15, 15-4, 10-15, 15-10 | W | 3-2 |
| M3 Stanford (NCAA Champ. at Ohio St.) | 7-15, 10-15, 15-9, 15-6, 13-15 | I | 2-3 |

1996 (26-5, 15-4 NCAA Champions; MPSF: 1st Place Mountain Div.;

Coach: Al Scates; Final AVCA Rank: 1)

| | | | |
|---|----------------------------------|---|-----|
| J20 at UIC Santa Barbara (Invit.) | 15-7, 15-5, 14-16, 17-16 | W | 3-1 |
| J25 Penn. State (at Hawaii'i Tny) | 15-5, 10-15, 15-4, 15-12 | W | 3-1 |
| J26 Ball State (at Hawaii'i Tny) | 15-4, 15-5, 15-5 | W | 3-0 |
| J27 at Hawaii'i (at Hawaii'i Tny) | 14-16, 15-12, 15-8, 15-14, 16-1 | L | 2-3 |
| J30 at CSUN* | 15-2, 15-12, 15-9 | W | 3-0 |
| F3 at UIC Santa Barbara* | 15-10, 8-15, 13-15, 13-15 | I | 1-3 |
| F9 SAN DIEGO STATE* (wvc) | 15-5, 15-10, 15-3 | W | 3-0 |
| F10 UC SANTA BARBARA* (wvc) | 5-15, 15-2, 15-4, 15-3 | W | 3-1 |
| F14 PEPPERDINE* (Kilgour Cup) | 15-5, 15-13, 15-9 | W | 3-0 |
| F16 LMU* (wvc) | 15-13, 15-4, 15-15, 15-6 | W | 3-1 |
| F23 at Stanford* | 15-9, 15-11, 15-9 | W | 3-0 |
| F24 at Pacific* | 15-7, 15-6, 16-14 | W | 3-0 |
| F27 at UC Irvine* | 16-14, 15-12, 17-16 | W | 3-0 |
| M1 at Hawaii'i* | 15-10, 4-15, 11-13, 15-1 | L | 1-3 |
| M2 at Hawaii'i* | 15-12, 16-14, 6-15, 5-15, 13-1 | W | 3-2 |
| M7 at Pepperdine* | 15-7, 15-7, 15-7 | W | 3-0 |
| M8 Lewis (mg) | 15-9, 15-4, 16-14 | W | 3-0 |
| M12 BYU* | 15-2, 15-10, 15-10 | W | 3-0 |
| M13 BYU* | 11-15, 9-15, 15-11, 11-15, 11-1 | W | 3-2 |
| M29 USC* | 15-8, 15-11, 15-12 | W | 3-0 |
| A3 UC SANTA BARBARA* | 15-13, 8-15, 8-15, 5-15 | I | 1-3 |
| A5 CSUN* | 15-1, 15-13, 15-6 | W | 3-0 |
| A6 USC* | 15-10, 15-11, 15-10 | W | 3-0 |
| A10 at LMU* | 15-3, 15-9, 15-0 | W | 3-0 |
| A12 at Long Beach State* | 10-15, 10-15, 13-15 | I | 0-3 |
| A16 UC IRVINE* | 15-3, 15-1, 15-7 | W | 3-0 |
| A20 PACIFIC (MPSF playoffs) | 15-4, 15-13, 15-2 | W | 3-0 |
| A26 CSUN (MPSF playoffs-Hawaii'i) | 15-12, 10-15, 15-9, 15-9 | W | 3-1 |
| A27 UC Santa Barbara (MPSF playoffs-Hawaii'i) | 15-10, 8-15, 11-14, 16-13 | W | 3-2 |
| M2 LEWIS (NCAA semis. at UCI A) | 15-7, 15-8, 15-10 | W | 3-0 |
| M6 HAWAII (NCAA Champ. at UCI A) | 15-13, 12-15, 9-15, 17-15, 15-12 | W | 3-2 |

1995 (31-1, 19-0 NCAA Champions; MPSF: 1st Place Mountain Div.;

Coach: Al Scates; Final AVCA Rank: 1)

| | | | |
|---|---------------------------------|---|-----|
| J21 at UIC Santa Barbara (UCSB Invit.) | 15-13, 15-8, 15-13 | W | 3-0 |
| J25 Penn. State (at Hawaii'i Tny) | 15-9, 15-11, 15-10 | W | 3-0 |
| J26 at Hawaii'i (at Hawaii'i Tny) | 15-9, 15-11, 16-14 | W | 3-0 |
| F1 LMU* | 15-4, 15-8, 15-7 | W | 3-0 |
| F3 PEPPERDINE* (Kilgour Cup) | 15-4, 15-4, 15-10 | W | 3-0 |
| F8 at UIC Santa Barbara* | 15-12, 14-16, 15-13, 15-9 | W | 3-1 |
| F10 at CSUN* | 15-4, 15-9, 15-7 | W | 3-0 |
| F15 at USC (Lyon Center) | 15-2, 15-12, 15-11 | W | 3-0 |
| F17 LONG BEACH ST.* | 15-12, 15-4, 15-6 | W | 3-0 |
| F22 UC IRVINE* | 15-7, 15-5, 15-6 | W | 3-0 |
| F24 at BYU* | 15-12, 15-7, 15-3 | W | 3-0 |
| F25 at BYU* | 15-6, 15-5, 10-15, 15-7, 15-6 | W | 3-2 |
| M3 Ball State (at Springfield Col. Tny) | 5-15, 12-15, 11-15 | L | 0-3 |
| M4 at Springfield College (Tny) | 15-7, 15-6, 15-4 | W | 3-0 |
| M8 HAWAII* | 15-11, 15-5, 13-15, 12-15, 15-9 | W | 3-2 |
| M10 STANFORD* (wvc) | 15-7, 15-9, 15-10 | W | 3-0 |
| M11 PACIFIC* (wvc) | 15-4, 15-3, 15-10 | W | 3-0 |
| M13 LEWIS (wvc) | 15-2, 15-2, 15-1 | W | 3-0 |
| M16 I.a. VERVE (mg) | 15-4, 15-7, 15-8 | W | 3-0 |
| M29 at LMU* | 15-11, 15-13, 15-2 | W | 3-0 |
| A1 at Pepperdine* | 15-4, 15-6, 15-8 | W | 3-0 |
| A7 CSUN* (UCIA Tny) | 15-4, 15-5, 17-16 | W | 3-0 |
| A8 LONG BEACH ST. (UCIA Tny) | 12-15, 10-15, 10-15, 11-1 | W | 3-1 |
| A12 UC SANTA BARBARA* | 15-6, 15-10, 15-5 | W | 3-0 |
| A14 at San Diego State* | 15-9, 15-7, 15-4 | W | 3-0 |
| A15 at UIC San Diego* | 15-2, 15-12, 12-15, 15-4 | W | 3-1 |
| A18 at UIC Irvine* | 15-11, 15-5, 17-15 | W | 3-0 |
| A22 USC (MPSF playoffs) | 15-13, 15-13, 15-11 | W | 3-0 |
| A28 BYU (MPSF playoffs) | 15-3, 15-4, 15-5 | W | 3-0 |
| A29 HAWAII (MPSF playoffs) | 12-15, 15-13, 15-7, 15-5 | W | 3-1 |
| M5 Ball St. (NCAA semis. at Springfield, MA) | 15-12, 15-9, 15-10 | W | 3-0 |
| M6 Penn. St. (NCAA Champ. at Springfield, MA) | 15-3, 15-10, 15-10 | W | 3-0 |

1994 (27-2, 19-0 MPSF: 1st Mountain Div.; Coach: Al Scates; Final AVCA Rank: 1)

| | | | |
|-------------------------------|--------------------------------|---|-----|
| J15 BYU (UCSB Invit.) | 15-8, 12-15, 15-8, 3-15, 12-15 | I | 2-3 |
| J21 Ohio State (at IPFW Tny) | 15-8, 13-15, 15-3, 15-9 | W | 3-1 |
| J22 at IPFW (at IPFW Tny) | 15-11, 10-15, 15-9, 17-15 | W | 3-1 |
| J28 BYU* (wvc) | 15-4, 15-4, 15-6 | W | 3-0 |
| J29 BYU* (wvc) | 15-7, 15-8, 15-5 | W | 3-0 |
| F3 at LMU* | 15-4, 15-4, 15-6 | W | 3-0 |
| F5 UC SANTA BARBARA* (wvc) | 15-5, 15-5, 15-12 | W | 3-0 |
| F11 PEPPERDINE* (Kilgour Cup) | 15-11, 15-4, 9-15, 15-3 | W | 3-1 |
| F19 at UIC Irvine* | 15-3, 15-4, 15-11 | W | 3-0 |
| E23 at Pepperdine* | 15-4, 10-15, 15-6, 15-3 | W | 3-1 |
| M1 SAN DIEGO STATE* | 17-15, 15-13, 15-6 | W | 3-0 |
| M3 at CSUN* | 15-12, 17-15, 15-4 | W | 3-0 |
| M5 IPFW (wvc) | 15-5, 15-9, 15-5 | W | 3-0 |
| M10 at Pacific* | 15-11, 15-3, 15-10 | W | 3-0 |
| M11 at Stanford* | 15-12, 15-11, 15-6 | W | 3-0 |
| M13 BALL STATE (wvc) | 15-8, 15-3, 15-11 | W | 3-0 |
| M16 at Long Beach St.* | 14-16, 15-13, 15-10, 15-5 | W | 3-1 |
| M18 USC* | 15-5, 15-11, 15-6 | W | 3-0 |
| A2 at UIC Santa Barbara* | 15-8, 15-10, 15-11 | W | 3-0 |
| A5 UC SANTA BARBARA* | 15-9, 15-2, 14-16, 15-7 | W | 3-1 |
| A6 LMU* | 15-12, 15-7, 15-13 | W | 3-0 |
| A8 CSUN* (UCIA Tny) | 15-10, 15-3, 15-4 | W | 3-0 |
| A9 USC (UCIA Tny) | 12-15, 15-11, 15-8, 15-8 | W | 3-1 |
| A14 at Hawaii'i* | 15-13, 15-17, 15-5, 15-10 | W | 3-1 |

| | | | |
|------------------------------------|---------------------------------|---|-----|
| A15 at Hawaii'i | 15-8, 13-15, 15-6, 8-15, 15-9 | W | 3-2 |
| A18 UC IRVINE* (wvc) | 15-4, 15-2, 15-4 | W | 3-0 |
| A23 at Stanford (MPSF playoffs) | 15-5, 15-4, 15-7 | W | 3-0 |
| M6 at IPFW (NCAA semis. at IPFW) | 15-3, 15-8, 15-4 | W | 3-0 |
| M7 Penn. St. (NCAA Champ. at IPFW) | 15-9, 13-15, 15-4, 12-15, 12-15 | I | 2-3 |

1993 (24-3, 16-3 NCAA Champions; MPSF: 1st Place Mountain Div.;

Coach: Al Scates; Final AVCA Rank: 1)

| | | | |
|---------------------------------------|----------------------------------|---|-----|
| J14 UC SANTA CRUZ (mg) | 15-5, 15-2, 15-3 | W | 3-0 |
| J16 at UIC Santa Barbara (Invit.) | 15-4, 15-10, 15-7 | W | 3-0 |
| J22 LONG BEACH ST. (Kilgour Cup) | 15-8, 15-5, 15-10 | W | 3-0 |
| J30 LMU* (wvc) | 15-12, 15-4, 15-8 | W | 3-0 |
| F5 PEPPERDINE* (wvc) | 15-9, 15-11, 15-6 | W | 3-0 |
| F10 at CSUN* | 15-3, 15-10, 15-5 | W | 3-0 |
| F12 at UIC Santa Barbara* | 15-6, 15-5, 16-14 | W | 3-0 |
| E25 at Pepperdine* | 12-15, 16-14, 13-15, 0-15 | I | 1-3 |
| E26 UC IRVINE* (wvc) | 15-1, 15-6, 15-4 | W | 3-0 |
| E27 at UIC San Diego* | 15-7, 15-7, 15-7 | W | 3-0 |
| E28 at San Diego State* | 15-5, 15-9, 15-10 | W | 3-0 |
| M5 HAWAII* (UCIA Tny) | 15-3, 15-5, 15-5 | W | 3-0 |
| M7 USC (UCIA Tny) | 15-4, 15-9, 15-6 | W | 3-0 |
| M9 NAVY | 15-4, 15-3, 15-3 | W | 3-0 |
| M12 STANFORD* | 15-5, 15-11, 13-15, 6-15, 13-15 | I | 2-3 |
| M13 PACIFIC* | 15-4, 15-5, 15-5 | W | 3-0 |
| M17 LONG BEACH ST.* | 15-4, 10-15, 14-16, 15-10, 15-13 | W | 3-2 |
| M19 at USC* | 15-10, 15-7, 15-6 | W | 3-0 |
| A3 CSUN* | 15-11, 15-11, 15-7 | W | 3-0 |
| A9 at BYU* | 15-5, 12-15, 11-15, 15-8, 11-15 | I | 2-3 |
| A12 at BYU* | 15-7, 15-6, 15-4 | W | 3-0 |
| A15 UC SANTA BARBARA* | 15-6, 5-15, 15-3, 15-7 | W | 3-1 |
| A17 at UIC Irvine* | 15-3, 15-9, 15-10 | W | 3-0 |
| A21 at LMU* | 15-5, 15-3, 15-7 | W | 3-0 |
| A28 Stanford (playoffs at UIC Irvine) | 15-4, 15-7, 15-13 | W | 3-0 |
| M7 Ohio State (NCAA semis-UCIA) | 15-4, 15-4, 15-2 | W | 3-0 |
| M8 CSUN (NCAA Champ. UCIA) | 15-8, 15-11, 15-10 | W | 3-0 |

1992 (17-7, 11-5 WIVA: 2nd DeGroot Div.; Coach: Al Scates; Final AVCA Rank: 5)

| | | | |
|---------------------------------------|----------------------------------|---|-----|
| J11 UC SANTA BARBARA* | 15-6, 15-2, 15-6 | W | 3-0 |
| J17 LONG BEACH ST. (Kilgour Cup) | 14-16, 16-14, 7-15, 10-15 | I | 1-3 |
| J22 BYU* | 15-2, 15-8, 15-9 | W | 3-0 |
| J25 BYU (at UCSB Invit.) | 16-17, 15-6, 15-4, 15-12 | W | 3-1 |
| J31 at LMU* | 15-3, 15-4, 15-2 | W | 3-0 |
| F4 at Pepperdine* | 10-15, 15-12, 15-17, 15-12, 8-15 | I | 2-3 |
| F7 STANFORD* | 15-13, 7-15, 15-9, 7-15, 15-17 | I | 2-3 |
| F14 UC IRVINE* (wvc) | 15-3, 15-7, 15-5 | W | 3-0 |
| E21 CSUN* (wvc) | 10-15, 15-6, 13-15, 13-15 | I | 1-3 |
| E26 UC SANTA BARBARA* | 6-15, 15-10, 15-12, 15-5 | W | 3-1 |
| E29 at UIC Santa Barbara* | 12-15, 15-12, 9-15, 10-15 | I | 1-3 |
| M4 USC* | 4-15, 15-5, 16-14, 15-11 | W | 3-1 |
| M6 PEPPERDINE* | 15-9, 15-10, 15-11 | W | 3-0 |
| M10 at Long Beach St.* | 13-15, 9-15, 15-12, 4-15 | I | 1-3 |
| M13 BYU* | 15-3, 15-4, 15-11 | W | 3-0 |
| M27 at San Diego State* | 15-6, 15-9, 15-7 | W | 3-0 |
| M31 at CSUN* | 13-15, 15-10, 15-13, 15-6 | W | 3-1 |
| A2 at UIC Irvine* | 15-7, 15-2, 11-15, 15-9 | W | 3-1 |
| A5 at Hawaii'i* | 15-10, 15-10, 15-10 | W | 3-0 |
| A7 at Hawaii'i | 8-15, 10-15, 15-10, 15-4, 15-8 | W | 3-2 |
| A10 USC (UCIA Tny) | 15-11, 15-4, 15-9 | W | 3-0 |
| A11 LONG BEACH ST. (UCIA Tny) | 13-15, 16-14, 11-15, 15-4, 15-13 | W | 3-2 |
| A15 USC (playoffs at UIC Irvine) | 15-5, 16-14, 15-5 | W | 3-0 |
| F17 Stanford (playoffs at UIC Irvine) | 10-15, 9-15, 11-15 | I | 0-3 |

1991 (16-9, 12-4 WIVA: 1st DeGroot Div.; Coach Al Scates; Final AVCA Rank: 6)

| | | | |
|---|----------------------------------|---|-----|
| J22 at Pepperdine* | 15-13, 15-7, 15-9 | W | 3-0 |
| J26 LONG BEACH ST. (Kilgour Cup) | 13-15, 7-15, 10-15 | I | 0-3 |
| J30 CSUN* | 8-15, 15-8, 15-8, 15-8 | W | 3-1 |
| F1 at UIC Santa Barbara* | 15-2, 13-15, 11-15, 15-8, 15-13 | W | 3-2 |
| F7 at Penn State | 8-15, 10-15, 16-14, 10-15 | I | 1-3 |
| E9 at Penn State | 5-15, 14-16, 12-15 | I | 0-3 |
| E12 UC IRVINE* | 15-12, 15-9, 15-2 | W | 3-0 |
| F14 at USC* | 12-15, 10-15, 12-15 | I | 0-3 |
| E22 LMU* (wvc) | 13-15, 17-15, 15-11, 15-11 | W | 3-1 |
| M2 at Stanford* | 15-9, 15-12, 11-15, 11-15, 15-12 | W | 3-2 |
| M7 PEPPERDINE* | 15-9, 15-13, 15-5 | W | 3-0 |
| M8 SAN DIEGO STATE* (wvc) | 12-15, 10-15, 13-15 | I | 0-3 |
| M10 GEORGE MASON (wvc) | 15-4, 15-4, 15-5 | W | 3-0 |
| M15 LONG BEACH ST.* | 10-15, 8-15, 8-15 | I | 0-3 |
| M16 at CSUN* | 14-16, 11-15, 17-16, 11-15 | I | 1-3 |
| M30 HAWAII* (wvc) | 15-7, 15-12, 15-3 | W | 3-0 |
| A5 UC SANTA BARBARA (UCIA Tny) | 15-7, 15-12, 15-5 | W | 3-0 |
| A6 USC (UCIA Tny) | 10-15, 17-16, 15-6, 15-9 | W | 3-1 |
| A12 at BYU* | 15-5, 15-8, 17-15 | W | 3-0 |
| A13 at BYU* | 15-4, 15-9, 15-8 | W | 3-0 |
| A17 UC SANTA BARBARA* | 15-4, 15-11, 15-11 | W | 3-0 |
| A19 UC IRVINE* | 15-5, 15-9, 15-9 | W | 3-0 |
| A24 USC (playoffs at UIC Irvine) | 15-13, 5-15, 6-15, 15-9, 10-15 | I | 2-3 |
| A25 CSUN (playoffs at UIC Irvine) | 15-11, 13-15, 15-3, 16-14 | W | 3-1 |
| A27 Long Beach St. (playoffs at UIC Irvine) | 15-4, 17-16, 11-15, 8-15, 10-15 | I | 2-3 |

1990 (23-5, 13-3 WIVA: 1st DeGroot Div.; Coach Al Scates; Final AVCA Rank: 3)

| | | | |
|----------------------------------|---------------------------------|---|-----|
| J19 HAWAII (Kilgour Cup) | 8-15, 16-14, 15-11, 15-12 | W | 3-1 |
| J20 CSUN (UCIA Tny) (wvc) | 14-16, 15-7, 15-13, 15-7 | W | 3-1 |
| J24 at Stanford* | 13-15, 15-12, 15-6, 7-15, 15-11 | W | 3-2 |
| J28 Stanford (at UCSB Invit.) | 12-15, 15-4, 15-5, 15-7 | W | 3-1 |
| J31 UC IRVINE* | 15-3, 15-9, 15-6 | W | 3-0 |
| E3 at LMU* | 15-11, 15-6, 15-7 | W | 3-0 |
| E7 at UIC Santa Barbara* | 15-4, 15-10, 15-17, 17-15 | W | 3-1 |
| F9 Ball St. (at American U. Tny) | 10-15, 15-13, 15-5, 15-10 | W | 3-1 |

| | | | |
|---------------------------------------|--------------------------|---|-----|
| F11 George Mason (at American U. Tny) | 15-3, 15-8, 12-15, 17-16 | W | 3-1 |
| F14 at Long Beach St.* | 16-17, 6-15, | | |

RECORDS

1987 (38-3, 18-0 NCAA Champions; WIVA:1st Place;

Coach: Al Scates; Final AVCA Rank: 1)

| | | | |
|---|----------------------------------|---|-----|
| J16 USC (Kilgour Cup) | 15-10, 15-13, 15-13 | W | 3-0 |
| J19 California (All-Cal.Try.at UIC.San Diego) | 15-8, 15-7 | W | 2-0 |
| J19 UC Davis (All-Cal.Try.at UIC.San Diego) | 15-3, 15-4 | W | 2-0 |
| J19 UC Santa Barbara (All-Cal.Try.at UIC.San Diego) | 8-15, 13-15 | I | 0-2 |
| J19 UC Santa Cruz (All-Cal.Try.at UIC.San Diego) | 15-2, 15-0 | W | 2-0 |
| J19 at UIC.San Diego (All-Cal.Try.at UIC.San Diego) | 15-5, 15-6 | W | 2-0 |
| J23 Calgary (Exhibition) | 15-2, 15-7, 15-2 | W | 3-0 |
| J23 Arizona (at UICSB Invit) | 15-4, 15-7 | W | 2-0 |
| J23 Calgary (at UICSB Invit) | 15-3, 15-9 | W | 2-0 |
| J23 Stanford (at UICSB Invit) | 15-3, 15-9 | W | 2-0 |
| J23 UIC.Davis (at UICSB Invit) | 15-9, 15-11 | W | 2-0 |
| J23 UIC.San Diego (at UICSB Invit) | 15-4, 15-9 | W | 2-0 |
| J24 Long Beach St. (at UICSB Invit) | 12-15, 15-8, 4-15 | I | 1-2 |
| J24 at UIC.Santa Barbara (at UICSB Invit) | 13-15, 15-5, 10-15 | I | 1-2 |
| J24 USC (at UICSB Invit) | 15-6, 15-11 | W | 2-0 |
| J28 at Long Beach St.* | 15-7, 15-7, 15-11 | W | 3-0 |
| F4 at LUMI* | 15-11, 15-0, 15-11 | W | 3-0 |
| F6 STANFORD (UCLA.Try) | 15-8, 15-11, 15-4 | W | 3-0 |
| F7 USC (UCLA.Try) | 13-15, 15-7, 15-3, 15-5 | W | 3-1 |
| F12 at UC.Santa Barbara* | 9-15, 15-11, 13-15, 16-14, 15-13 | W | 3-2 |
| F15 HAWAII* (inv) | 15-2, 15-5, 15-8 | W | 3-0 |
| F18 STANFORD* | 15-7, 15-8, 15-7 | W | 3-0 |
| F20 at UIC.Inline | 15-3, 15-8, 15-2 | W | 3-0 |
| F21 at San Diego State* | 15-9, 15-3, 15-5 | W | 3-0 |
| F25 CSUN* | 15-2, 15-4, 14-16, 15-1 | W | 3-1 |
| F27 PEPPERDINE* | 11-15, 15-10, 15-13, 15-13 | W | 3-1 |
| F28 PENN STATE | 15-6, 15-7, 15-10 | W | 3-0 |
| M6 at USC* | 15-7, 11-15, 15-9, 15-7 | W | 3-1 |
| M11 LONG BEACH ST.* | 15-6, 15-5, 15-7 | W | 3-0 |
| M12 at Pepperdine* | 15-11, 15-12, 16-18, 9-15, 15-10 | W | 3-2 |
| M26 HAWAII* | 13-15, 15-7, 15-8, 6-15, 15-7 | W | 3-2 |
| M28 at CSUN* | 15-10, 15-9, 15-3 | W | 3-0 |
| M31 LUMI* | 15-7, 15-4, 15-10 | W | 3-0 |
| A1 UC.SANTA BARBARA* | 15-8, 15-5, 15-7 | W | 3-0 |
| A3 USC (at UICSB Invit) | 15-9, 9-15, 15-9, 15-11 | W | 3-1 |
| A4 PENN STATE (at UICSB Invit) | 15-6, 15-9, 12-15, 15-10 | W | 3-1 |
| A10 at Stanford* | 15-8, 15-9, 15-9 | W | 3-0 |
| A15 USC* | 15-9, 15-8, 15-12 | W | 3-0 |
| A17 SAN DIEGO STATE* | 15-4, 15-2, 15-8 | W | 3-0 |
| M1 OHIO STATE (NCAA semis at UCLA) | 15-7, 15-10, 15-11 | W | 3-0 |
| M2 USC (NCAA Champ. at UCLA) | 15-11, 15-2, 16-14 | W | 3-0 |

1986 (30-9, 15-5 CIVA: T2nd Place; Coach: Al Scates; Final AVCA Rank: 2)

| | | | |
|---|----------------------------------|---|-----|
| J18 California (All-Cal.Try.at UIC.Berkeley) | 15-0, 15-5 | W | 2-0 |
| J18 UC Davis (All-Cal.Try.at UIC.Berkeley) | 15-10, 15-5 | W | 2-0 |
| J18 UIC.Riverside (All-Cal.Try.at UIC.Berkeley) | 15-2, 15-3 | W | 2-0 |
| J18 UIC.Santa Barbara (All-Cal.Try.at UIC.Berkeley) | 15-7, 15-8 | W | 2-0 |
| J18 UIC.San Diego (All-Cal.Try.at UIC.Berkeley) | 15-0, 15-10 | W | 2-0 |
| J18 UIC.San Diego (All-Cal.Try.at UIC.Berkeley) | 15-11, 15-6 | W | 2-0 |
| J24 USC (Kilgour Cup) | 15-8, 10-15, 15-5, 15-3 | W | 3-1 |
| J31 RYLI (at UICSB Invit) | 15-8, 15-10 | W | 2-0 |
| J31 California (at UICSB Invit) | 15-4, 15-8 | W | 2-0 |
| J31 Humboldt State (at UICSB Invit) | 15-7, 15-10 | W | 2-0 |
| F1 San Jose State (at UICSB Invit) | 15-11, 16-14 | W | 2-0 |
| F1 at UC.Santa Barbara (at UICSB Invit) | 15-7, 15-10 | W | 2-0 |
| F5 at Pepperdine* | 15-8, 5-15, 11-15, 13-15 | I | 1-3 |
| F7 Ball State (at George Mason.Try) | 8-15, 15-5, 15-5, 15-2 | W | 3-1 |
| F7 at George Mason (at George Mason.Try) | 15-10, 15-11, 9-15, 15-8 | W | 3-1 |
| F12 at UIC.Santa Barbara* | 15-5, 16-14, 17-15 | W | 3-0 |
| F14 LONG BEACH ST.* (inv) | 15-8, 15-0, 15-12 | W | 3-0 |
| F15 SAN DIEGO STATE* (inv) | 15-4, 14-16, 15-7, 15-10 | W | 3-1 |
| F19 at Long Beach St.* | 15-3, 15-10, 8-15, 15-17, 12-15 | I | 2-3 |
| F21 ST. MARY'S* (inv) | 15-5, 15-4, 15-6 | W | 3-0 |
| F22 at USC* | 7-15, 7-15, 7-15 | I | 0-3 |
| F26 at Stanford* | 19-17, 5-15, 10-15, 15-10, 15-12 | W | 3-2 |
| F27 at St. Mary's* | 15-4, 15-13, 12-15, 15-3 | W | 3-1 |
| M5 PENN STATE | 10-15, 6-15, 9-15 | I | 0-3 |
| M7 USC (UCLA.Try) | 11-15, 11-15, 11-15 | I | 0-3 |
| M8 PEPPERDINE (UCLA.Try) | 15-7, 12-15, 12-15 | I | 1-2 |
| M12 UC.SANTA BARBARA* | 15-4, 15-9, 15-13 | W | 3-0 |
| M14 USC* | 12-15, 15-12, 15-9, 6-15, 9-15 | I | 2-3 |
| M19 at CSUN* | 15-10, 15-2, 15-11 | W | 3-0 |
| M22 LUMI* (inv) | 15-3, 15-5, 15-8 | W | 3-0 |
| A2 at Hawaii** | 11-15, 15-5, 14-16, 15-9, 15-11 | W | 3-2 |
| A4 at Hawaii** | 12-15, 4-15, 15-13, 15-6, 10-15 | I | 2-3 |
| A9 STANFORD* | 7-15, 15-10, 15-9, 15-13 | W | 3-1 |
| A11 at LUMI* | 15-5, 15-6, 15-9 | W | 3-0 |
| A12 at San Diego State* | 15-4, 15-2, 15-5 | W | 3-0 |
| A18 CSUN* | 15-5, 15-8, 15-3 | W | 3-0 |
| A19 PEPPERDINE* | 10-15, 15-12, 15-4, 15-4 | W | 3-1 |
| A24 Stanford (NCAA Reg. at LUMI) | 15-3, 15-10, 15-13 | W | 3-0 |
| A26 Pepperdine (NCAA Reg. at LUMI) | 13-15, 14-16, 15-8, 10-15 | I | 1-3 |

1985 (32-8, 13-5 CIVA: 3rd Place; Coach: Al Scates)

| | | | |
|--|-------------------|---|-----|
| J18 ST. MARY'S (inv) | 15-3, 15-5, 15-5 | W | 3-0 |
| J19 at UIC.San Diego (All-Cal.Try.at UIC.San Diego) | 15-11, 15-0 | W | 2-0 |
| J19 California (All-Cal.Try.at UIC.San Diego) | 15-5, 15-2 | W | 2-0 |
| J19 UIC.San Francisco (All-Cal.Try.at UIC.San Diego) | 15-1, 15-3 | W | 2-0 |
| J19 UIC.Inline (All-Cal.Try.at UIC.San Diego) | 15-6, 15-7 | W | 2-0 |
| J19 UC.Santa Barbara (All-Cal.Try.at UIC.San Diego) | 14-16, 3-15 | I | 0-2 |
| J23 USC (Kilgour Cup) | 15-9, 15-6, 16-14 | W | 3-0 |
| J25 California (at UICSB Invit) | 9-15, 15-1, 15-5 | W | 2-1 |
| J25 Long Beach State (at UICSB Invit) | 15-5, 15-3 | W | 2-0 |
| J25 Chico State (at UICSB Invit) | 15-6, 15-4 | W | 2-0 |
| J25 CSUN (at UICSB Invit) | 9-15, 15-1, 15-12 | W | 2-1 |
| J25 Westmont (at UICSB Invit) | 15-8, 15-8 | W | 2-0 |

| | | | |
|---|---------------------------------|---|-----|
| J26 USC (at UICSB Invit) | 15-7, 15-9 | W | 2-0 |
| J26 Manitoba (at UICSB Invit) | 15-8, 15-7 | W | 2-0 |
| J26 Stanford (at UICSB Invit) | 10-15, 15-2, 5-15, 9-15 | I | 1-3 |
| J30 CSUN* | 15-5, 15-11, 15-9 | W | 3-0 |
| F1 at George Mason | 15-11, 15-2, 15-6 | W | 3-0 |
| F2 at Penn State (Westchester Co. Arena) | 15-7, 15-9, 15-7 | W | 3-0 |
| F6 at Long Beach State* | 16-14, 15-10, 15-11 | W | 3-0 |
| F8 STANFORD* | 15-5, 15-9, 15-3 | W | 3-0 |
| F13 at Pepperdine* | 11-15, 7-15, 12-15 | I | 0-3 |
| F15 HAWAII* | 15-6, 15-13, 15-8 | W | 3-0 |
| F19 HAWAII* | 10-15, 15-8, 15-12, 15-10 | W | 3-1 |
| F20 LUMI* | 15-7, 15-5, 15-9, 15-7 | W | 3-1 |
| F22 at San Diego State* | 15-5, 13-15, 15-11, 14-16, 15-4 | W | 3-2 |
| M1 UIC.SANTA BARBARA (at UIC A.Try) | 15-12, 16-14, 15-5 | W | 3-0 |
| M2 PEPPERDINE (at UIC A.Try) | 15-12, 15-11, 11-15, 15-10 | W | 3-1 |
| M6 UC.SANTA BARBARA* | 15-12, 22-20, 15-6 | W | 3-0 |
| M8 at USC* | 12-15, 15-11, 11-15, 10-15 | I | 1-3 |
| M13 at LUMI* | 15-2, 15-5, 7-15, 15-6 | W | 3-1 |
| M15 GEORGE MASON (inv) | 15-8, 15-2, 15-8 | W | 3-0 |
| M29 at UIC.Santa Barbara* | 2-15, 15-5, 15-10, 11-15, 11-15 | I | 2-3 |
| A3 PEPPERDINE* | 12-15, 15-6, 15-9, 7-15, 12-15 | I | 2-3 |
| A5 USC* | 14-16, 15-8, 13-15, 12-15 | I | 1-3 |
| A10 at Stanford* | 10-15, 15-10, 15-10, 15-13 | W | 3-1 |
| A12 at CSUN* | 15-9, 15-6, 8-15, 15-5 | W | 3-1 |
| A19 SAN DIEGO STATE* | 15-12, 15-2, 15-8 | W | 3-0 |
| A20 LONG BEACH ST.* | 15-1, 15-13, 15-8 | W | 3-0 |
| A25 UIC.Santa Barbara (NCAA Reg. at CSUN) | 15-5, 15-4, 15-12 | W | 3-0 |
| A27 USC (NCAA Reg. at CSUN) | 13-15, 11-15, 7-15 | I | 0-3 |

1984 (38-0, 18-0 NCAA Champions; CIVA: 1st Place; Coach: Al Scates)

| | | | |
|--|---------------------------------|---|-----|
| J14 at Penn State | 15-4, 15-11, 15-3 | W | 3-0 |
| J18 USC (Kilgour Cup) | 15-10, 15-13, 14-16, 15-8 | W | 3-1 |
| J20 UIC.San Diego (All-Cal.Try.at UIC.Davis) | 15-6, 15-2 | W | 2-0 |
| J20 UIC.Santa Cruz (All-Cal.Try.at UIC.Davis) | 15-7, 15-4 | W | 2-0 |
| J20 California (All-Cal.Try.at UIC.Davis) | 15-11, 15-0 | W | 2-0 |
| J20 UC.Davis (All-Cal.Try.at UIC.Davis) | 15-3, 15-11 | W | 2-0 |
| J20 UIC.Santa Barbara (All-Cal.Try.at UIC.Davis) | 15-3, 15-7, 15-9 | W | 3-0 |
| J27 Cal Poly SLO (at UICSB Invit) | 15-11, 15-11 | W | 2-0 |
| J27 San Diego State (at UICSB Invit) | 15-11, 15-3 | W | 2-0 |
| J27 California (at UICSB Invit) | 15-9, 15-6 | W | 2-0 |
| J27 Chico State (at UICSB Invit) | 15-2, 15-3 | W | 2-0 |
| J27 Stanford (at UICSB Invit) | 15-5, 15-4 | W | 2-0 |
| J28 Manitoba (at UICSB Invit) | 15-6, 15-11 | W | 2-0 |
| J28 at UIC.Santa Barbara (at UICSB Invit) | 15-3, 15-10 | W | 2-0 |
| F3 SAN DIEGO ST.* | 15-8, 9-15, 15-10, 12-15, 15-9 | W | 3-2 |
| F4 at CSUN* | 15-11, 15-12, 15-11 | W | 3-0 |
| F10 LONG BEACH ST.* | 15-4, 15-3, 15-13 | W | 3-0 |
| F12 at Stanford* | 15-10, 15-8, 15-8 | W | 3-0 |
| F17 at LUMI* | 15-2, 15-5, 15-1 | W | 3-0 |
| F22 USC* | 15-11, 15-12, 15-8 | W | 3-0 |
| F24 PEPPERDINE* | 15-11, 15-12, 15-12 | W | 3-0 |
| F29 BAI I STATE | 15-6, 15-3, 15-2 | W | 3-0 |
| M2 UIC.SANTA BARBARA* | 15-11, 15-3, 15-2 | W | 3-0 |
| M9 UIC.SANTA BARBARA (UCLA.Try) | 6-15, 15-5, 15-5, 8-15, 15-10 | W | 3-2 |
| M10 PEPPERDINE (UCLA.Try) | 15-11, 13-15, 15-5, 15-9 | W | 3-1 |
| A1 at Hawaii** | 15-10, 15-10, 15-12 | W | 3-0 |
| M15 at RYLI/Hawaii** | 15-11, 12-15, 15-8, 15-6 | W | 3-1 |
| M16 at Hawaii** | 15-17, 15-6, 15-3, 10-15, 15-5 | W | 3-2 |
| M28 at Long Beach St.* | 15-8, 15-7, 16-14 | W | 3-0 |
| M30 STANFORD* | 15-1, 15-13, 15-6 | W | 3-0 |
| A4 at Pepperdine* | 15-8, 15-7, 15-8 | W | 3-0 |
| A6 at USC* | 15-13, 16-14, 15-10 | W | 3-0 |
| A11 at San Diego St.* | 13-15, 15-8, 16-14, 15-7 | W | 3-1 |
| A13 CSUN* | 15-8, 15-11, 15-5 | W | 3-0 |
| A18 LUMI* | 15-3, 15-5, 15-5 | W | 3-0 |
| A20 at UIC.Santa Barbara* | 15-8, 15-12, 13-15, 12-15, 15-7 | W | 3-2 |
| M4 BAI I STATE (NCAA semis at UCLA) | 15-8, 15-4, 15-6 | W | 3-0 |
| M5 PEPPERDINE (NCAA at UCLA) | 15-11, 15-13, 16-18, 15-12 | W | 3-1 |

1983 (27-4, 13-3 NCAA Champions; CIVA: 1st Place; Coach: Al Scates)

| | | | |
|--|----------------------------------|---|-----|
| J15 UC.San Diego (All-Cal.Try.at UIC.Riverside) | 15-4, 15-4 | W | 2-0 |
| J15 UIC.Santa Barbara (All-Cal.Try.at UIC.Riverside) | 12-15, 15-6, 15-6 | W | 2-1 |
| J19 USC (Kilgour Cup) | 16-14, 15-8, 15-7 | W | 3-0 |
| J28 RYLI (at UICSB Invit) | 15-13, 15-4 | W | 2-0 |
| J28 UIC.San Diego (at UICSB Invit) | 15-9, 16-14 | W | 2-0 |
| J28 Stanford (at UICSB Invit) | 15-4, 15-11 | W | 2-0 |
| J29 Long Beach State (at UICSB Invit) | 15-12, 15-12 | W | 2-0 |
| J29 Manitoba (at UICSB Invit) | 15-8, 15-13 | W | 2-0 |
| J29 at UIC.Santa Barbara (at UICSB Invit) | 15-17, 15-9, 15-10 | W | 2-1 |
| F4 at San Diego St.* | 9-15, 15-10, 7-15, 11-15 | I | 1-3 |
| F5 at UIC.San Diego | 15-5, 15-11, 16-14 | W | 3-0 |
| F9 PEPPERDINE* | 10-15, 15-11, 4-15, 15-7, 8-15 | I | 2-3 |
| F16 LUMI* | 15-2, 15-0, 15-11 | W | 3-0 |
| F18 at USC* | 15-6, 15-11, 17-15 | W | 3-0 |
| F23 at Long Beach St.* | 15-9, 9-15, 4-15, 15-3, 15-0 | W | 3-2 |
| F25 HAWAII* | 15-7, 14-16, 1-15, 11-15 | I | 1-3 |
| M2 STANFORD* | 15-9, 15-12, 12-15, 15-3 | W | 3-1 |
| M4 UIC.SANTA BARBARA* | 15-8, 15-10, 15-10 | W | 3-0 |
| M11 Ohio St. (at Rutgers-Newark) | 15-7, 13-15, 6-15, 15-10, 15-8 | W | 3-2 |
| M16 at LUMI* | 15-7, 15-3, 12-15, 6-15, 15-1 | W | 3-2 |
| M18 at Pepperdine* | 15-8, 15-4, 12-15, 9-15, 15-13 | W | 3-2 |
| A1 at Stanford* | 15-9, 8-15, 15-5, 15-8 | W | 3-1 |
| A6 LONG BEACH ST.* | 15-6, 15-13, 15-8 | W | 3-0 |
| A9 SAN DIEGO ST.* | 15-3, 14-16, 15-10, 15-11 | W | 3-1 |
| A13 HAWAII* | 11-15, 14-16, 15-12, 15-13, 15-8 | W | 3-2 |
| A15 UC.SANTA BARBARA (UCLA.Try) | 15-6, 15-6, 15-6 | W | 3-0 |
| A16 PEPPERDINE (UCLA.Try) | 15-17, 17-15, 15-10, 13-15, 6-15 | I | 2-3 |
| A20 USC* | 15-8, 15-12, 13-15, 6-15 | W | 3-1 |
| A22 at UIC.Santa Barbara* | 16-14, 15-13, 12-15, 15-4 | W | 3-1 |

| | | | |
|---|--------------------|---|-----|
| M6 at Ohio State (NCAA semis at Ohio St.) | 15-4, 15-5, 15-4 | W | 3-0 |
| M7 Pepperdine (NCAA Champ. at Ohio St.) | 15-10, 16-14, 15-7 | W | 3-0 |

1982 (29-0, 16-0 NCAA Champions; CIVA: 1st Place; Coach: Al Scates)

| | | | |
|---|---------------------------|---|-----|
| J15 UC.DAVIS (All-Cal.Try.at UIC.Berkeley) | 15-8, 15-2 | W | 2-0 |
| J15 UIC.Santa Barbara (All-Cal.Try.at UIC.Berkeley) | 15-8, 15-10, 15-1 | W | 3-0 |
| J27 USC (Kilgour Cup) | 15-10, 15-12, 11-15, 15-5 | W | 3-1 |
| J29 Long Beach State (at UICSB Invit) | 16-14, 15-5 | W | 2-0 |
| J29 at UIC.Santa Barbara (at UICSB Invit) | 15-11, 15-9 | W | 2-0 |
| J30 USC (at UICSB Invit) | 15-5, 15-5 | W | 2-0 |
| J30 USC (at UICSB Invit) | 15-3, 15-2 | W | 2-0 |
| F5 at Stanford* | 15-2, 15-6, 11-15, 15-6 | W | 3-1 |
| F10 PEPPERDINE* | 15-9, 15-7, 15-8 | W | 3-0 |
| F19 at Rutgers-Newark | 15-3, 15-5, 9-15, 15-11 | W | 3-1 |
| F24 LONG BEACH ST.* | 15-0, 15-0, 15-8 | W | 3-0 |
| M3 at LUMI* | 15-2, 15-4, 16-14 | W | 3-0 |
| M5 at UIC.Santa Barbara* | 15-13, 15-9, 15-9 | W | 3-0 |
| M10 USC* | 15-3, 15-12, 15-6 | W | 3-0 |
| M12 SAN DIEGO ST.* | 15-1, 15-10, 15-8 | W | 3-0 |
| M17 at Pepperdine* | 15-8, 15-9, 15-11 | W | 3-0 |
| M18 at Long Beach St.* | 15-7, 9-15, 15-8, 15-10 | W | 3-1 |
| M28 LUMI* | 15-2, 15-2, 15-11 | W | 3 |

RECORDS

| | | | | |
|-----|-------------------------------------|------------------------|---|-----|
| A12 | UC Santa Barbara (UCLA Try) | 15-13,15-7,10-15,15-13 | W | 3-1 |
| A16 | LMU* 15-5,15-3,15-5 | | W | 3-0 |
| A18 | at San Diego St.* | 15-8,15-5,9-15,15-8 | W | 3-1 |
| A23 | PEPPERDINE* | 15-9,15-6,15-11 | W | 3-0 |
| A25 | CALIFORNIA* | | W | 3-0 |
| A26 | USC* | 15-11,15-3,10-15,15-3 | W | 3-1 |
| M9 | Ohio State (NCAA semis at Ball St.) | 15-8, 15-7, 15-7 | W | 3-0 |
| M10 | USC (NCAA Champ. at Ball St.) | 7-15,15-6,3-15,8-15 | I | 1-3 |

1979 (31-0, 18-0 NCAA Champions; CIV: 1st Place; Coach: Al Scates)

| | | | | |
|-----|--|------------------------------|---|-----|
| J14 | California (All-Cal Try at UC Davis) | 15-10,15-3 | W | 2-0 |
| J14 | UC Santa Barbara (All-Cal Try at UC Davis) | 15-3,15-2 | W | 2-0 |
| J28 | at UIC Santa Barbara (UICSB Invt.) | 15-5,15-7 | W | 2-0 |
| J28 | San Diego St. (UCSB Invt.) | 15-4,15-3 | W | 2-0 |
| J28 | USC (UCSB Invt.) | 15-10,15-6 | W | 2-0 |
| J28 | San Diego St. (UCSB Invt.) | 15-12,15-11 | W | 2-0 |
| E3 | CSUN | 15-3,15-9,15-8 | W | 3-0 |
| F10 | California* | 15-2,15-10,15-2 | W | 3-0 |
| F14 | at UIC Santa Barbara* | 15-3,15-5,15-6 | W | 3-0 |
| F17 | at Cal Poly SLO* | 15-9,15-7,15-4 | W | 3-0 |
| E21 | Long Beach St.* | 15-6,15-3,15-7 | W | 3-0 |
| E28 | Stanford* | 15-5,15-3,15-6 | W | 3-0 |
| M2 | at Rutgers (Rutgers Try) | 15-12,15-13,13-15,15-5 | W | 3-1 |
| M3 | USC (Rutgers Try) | 15-8,15-9,15-11 | W | 3-0 |
| M7 | USC* | 15-12,15-4,15-5 | W | 3-0 |
| M9 | San Diego St.* | 15-6,15-7,15-7 | W | 3-0 |
| M14 | Pepperdine* | 13-15,15-10,10-15,15-10,15-8 | W | 3-2 |
| M16 | LMU* | 15-13,14-16,15-4,15-9 | W | 3-1 |
| M28 | Long Beach St.* | 15-7,11-15,14-16,15-2,15-10 | W | 3-2 |
| M30 | Cal Poly SLO* | 15-1,15-2,15-11 | W | 3-0 |
| M31 | USC* | 15-6,15-11,15-11 | W | 3-0 |
| A4 | LMU* | 15-6,15-5,15-12 | W | 3-0 |
| A6 | Ohio State (UCLA Try) | 15-1,15-2,19-17 | W | 3-0 |
| A7 | USC (UCLA Try) | 15-11,15-9,15-10 | W | 3-0 |
| A11 | UC Santa Barbara* | 15-5,15-6,13-15,15-4 | W | 3-1 |
| A13 | Stanford* | 15-8,15-3,15-17,15-4 | W | 3-1 |
| A14 | California* | 15-3,15-13,15-11 | W | 3-0 |
| A18 | Pepperdine* | 15-7,16-14,16-14 | W | 3-0 |
| A20 | San Diego St.* | 15-4,15-9,15-7 | W | 3-0 |
| M4 | BALL ST. (NCAA semis at UCLA) | 15-3,15-1,15-4 | W | 3-0 |
| M5 | USC (NCAA Champ. at UCLA) | 12-15,15-12,15-11,15-7 | W | 3-1 |

1978 (21-3, 12-2 SCIVA: 1st Place; Coach: Al Scates)

| | | | | |
|-----|---|-----------------------------|-----|-----|
| J7 | UC Santa Barbara (non-counting All-Cal Try at UCSB) | 15-7,15-7 | 2-0 | |
| J21 | CSUN | 15-5,12-15,15-1,15-11 | W | 3-1 |
| J29 | USC (non-counting at UCSB Invt.) | 15-7,15-12 | 2-0 | |
| E3 | at California | 15-3,15-5,15-6 | W | 3-0 |
| F4 | at Stanford | 15-6,15-1,15-8 | W | 3-0 |
| F10 | STANFORD | 15-6,15-2,15-3 | W | 3-0 |
| F15 | at Long Beach St.* | 10-15,15-8,16-14,16-14 | W | 3-1 |
| F18 | at San Diego St.* | 15-5,12-15,15-2,12-15,9-15 | I | 2-3 |
| M1 | UC SANTA BARBARA* | 16-14,15-11,15-8 | W | 3-0 |
| M3 | at UIC Irvine* | 14-16,15-4,15-3,15-7 | W | 3-1 |
| M8 | LMU* | 15-2,15-11,15-11 | W | 3-0 |
| M10 | USC (UCLA Try) | 15-11,15-4,15-7 | W | 3-0 |
| M11 | PEPPERDINE (UCLA Try) | 15-8,5-15,11-15,15-6,15-7 | W | 3-2 |
| M15 | PEPPERDINE* | 15-13,15-11,5-15,15-17,15-8 | W | 3-2 |
| M17 | at USC* | 11-15,15-6,17-15,15-10 | W | 3-1 |
| M29 | at LMU* | 15-7,15-5,15-1 | W | 3-0 |
| M31 | CALIFORNIA | 15-10,15-2,6-15,15-1 | W | 3-1 |
| A7 | LONG BEACH ST.* | 15-11,12-15,15-10,15-6 | W | 3-1 |
| A8 | at UIC Santa Barbara* | 15-7,15-12,15-7 | W | 3-0 |
| A12 | USC* | 15-12,15-9,16-14 | W | 3-0 |
| A14 | SAN DIEGO ST.* | 15-9,15-10,18-16 | W | 3-0 |
| A19 | UC IRVINE* | 15-3,15-4,15-6 | W | 3-0 |
| A22 | at Pepperdine* | 8-15,15-7,16-14,16-12,15 | I | 2-3 |
| A25 | Pepperdine (playoff Santa Monica Cal.) | 15-13,17-19,15-11,15-13 | W | 3-1 |
| M1 | Rutgers (NCAA at Ohio St.) | 15-11,15-8,15-8 | W | 3-0 |
| M2 | Pepperdine (NCAA at Ohio St.) | 12-15,15-11,8-15,15-5,12-15 | I | 2-3 |

1977 (18-4, 12-2 SCIVA: 2nd Place; Coach: Al Scates)

| | | | | |
|-----|--------------------------------|-----------------------------|---|-----|
| J9 | All-Cal Try | | | |
| J21 | STANFORD | 15-9,15-6,15-5 | W | 3-0 |
| J23 | at UCSB Invt. | | | |
| F11 | at Stanford | 15-12,15-10,15-9 | W | 3-0 |
| F12 | at California | 15-1,15-8,15-3 | W | 3-0 |
| F16 | UC IRVINE* | 15-1,12-15,15-4,15-8 | W | 3-1 |
| F18 | CALIFORNIA | 15-2,12-15,15-5,15-7 | W | 3-1 |
| F25 | at Long Beach St.* | 15-13,18-16,15-7 | W | 3-0 |
| M2 | LMU* | 15-11,15-6,15-5 | W | 3-0 |
| M5 | at San Diego St.* | 15-5,15-9,15-3 | W | 3-0 |
| M11 | UC SANTA BARBARA* | 15-8,5-15,12-15,15-7,16-14 | W | 3-2 |
| M16 | at Pepperdine* | 15-11,15-12,14-16,4-15,6-15 | I | 2-3 |
| M18 | USC* | 14-16,15-12,15-7,16-14 | W | 3-1 |
| M30 | at LMU* | 15-4,14-16,15-9,15-6 | W | 3-1 |
| A1 | at San Diego St. (at SDSU Try) | 15-3,15-12,16-14 | W | 3-0 |
| A2 | USC (at SDSU Try) | 6-15,8-15,13-15 | I | 0-3 |
| A6 | at USC* (reg.) | 12-15,15-6,13-15,4-15 | I | 1-3 |
| A8 | at UIC Santa Barbara* | 15-5,15-5,15-10 | W | 3-0 |
| A13 | LONG BEACH ST.* | 15-2,15-6,16-14 | W | 3-0 |
| A15 | SAN DIEGO ST.* | 15-5,15-7,15-8 | W | 3-0 |
| A20 | at UIC Irvine* | 11-15,15-4,15-5,13-15,15-10 | W | 3-2 |
| A22 | PEPPERDINE* | 9-15,9-15,15-13,15-8,15-13 | W | 3-2 |
| A29 | Stanford (NCAA Reg. at UCSB) | 15-8,15-2,9-15,15-10 | W | 3-1 |
| A30 | Pepperdine (NCAA Reg. at UCSB) | 11-15,16-14,11-15,14-16 | I | 1-3 |

1976 (14-2, 10-2 NCAA Champions; SCIVA: 1st Place; Coach: Al Scates)

| | | | | |
|-----|---|------------------------------|---|-----|
| F6 | Stanford | 15-6,15-6,15-3 | W | 3-0 |
| F18 | LMU* | 5-15,15-12,15-10,16-14 | W | 3-1 |
| F20 | UC Santa Barbara* | 14-16,12-15,12-15 | I | 0-3 |
| F25 | Long Beach St.* | 15-5,12-15,15-13,15-8 | W | 3-1 |
| F28 | San Diego St.* | 15-9,15-8,15-8 | W | 3-0 |
| M6 | USC* | 15-9,12-15,15-13,15-8 | W | 3-1 |
| M10 | LMU* | 15-5,15-3,15-9 | W | 3-0 |
| M12 | at Pepperdine* | 15-11,12-15,14-16,11-15 | I | 1-3 |
| M17 | Long Beach State* | 15-9,15-11,15-11 | W | 3-0 |
| A7 | USC* | 15-7,15-6,6-15,17-15 | W | 3-1 |
| A9 | PEPPERDINE* | 15-11,11-15,15-13,14-16,17-7 | W | 3-2 |
| A14 | UC Santa Barbara* | 15-12,8-15,15-8,15-12 | W | 3-1 |
| A16 | San Diego St.* | 3-15,15-3,15-4,15-9 | W | 3-1 |
| A20 | Pepperdine (Western Sect. playoff Santa Monica) | 13-15,15-13,15-7,16-14 | W | 3-1 |
| M1 | Springfield (NCAA semis at Ball St.) | 15-4,15-2,15-5 | W | 3-0 |
| M2 | Pepperdine (NCAA Champ. at Ball St.) | 18-16,15-9,15-11 | W | 3-0 |

NOTE ---- Complete Records available only thru 1976

UCLA'S AVCA POLL HISTORY (poll started in 1986)

| Year | Highest Rank | Weeks at No. 1 | Pre-season Rank | Final Rank |
|------|--------------|----------------|-----------------|------------|
| 2024 | 1 | 4 | 1 | 1 |
| 2023 | 1 | 1 | 2 | 1 |
| 2022 | 1 | 9 | 2 | 4 |
| 2021 | 6 | 0 | 9 | 6 |
| 2020 | 2 | 0 | 2 | 9 |
| 2019 | 2 | 0 | 2 | 7 |
| 2018 | 2 | 0 | 4 | 2 |
| 2017 | 2 | 0 | 2 | 6 |
| 2016 | 1 | 4 | 5 | 3 |
| 2015 | 4 | 0 | 5 | 12 |
| 2014 | 1 | 2 | 2 | 9 |
| 2013 | 3 | 0 | 6 | 4 |
| 2012 | 1 | 4 | 3 | 5 |
| 2011 | 3 | 0 | 9 | 10 |
| 2010 | 3 | 0 | 6 | 9 |
| 2009 | 3 | 0 | 8 | 9 |
| 2008 | 3 | 0 | 3 | 6 |
| 2007 | 3 | 0 | 3 | 7 |
| 2006 | 1 | 1 | 2 | 1 |
| 2005 | 1 | 10 | 2 | 2 |
| 2004 | 1 | 4 | 2 | 3 |
| 2003 | 3 | 0 | 3 | 12 |
| 2002 | 1 | 9 | 2 | 6 |
| 2001 | 1 | 3 | 5 | 2 |
| 2000 | 1 | 2 | 1 | 1 |
| 1999 | 1 | 2 | 1 | 6 |
| 1998 | 1 | 13 | 1 | 1 |
| 1997 | 1 | 4 | 2 | 2 |
| 1996 | 1 | 2 | 2 | 1 |
| 1995 | 1 | 13 | 1 | 1 |
| 1994 | 1 | 13 | 1 | 1 |
| 1993 | 1 | 11 | 2 | 1 |
| 1992 | 3 | 0 | 3 | 5 |
| 1991 | 3 | 0 | 4 | 6 |
| 1990 | 1 | 5 | 1 | 3 |
| 1989 | 1 | 6 | 3 | 1 |
| 1988 | 2 | 0 | 2 | 5 |
| 1987 | 1 | 9 | 2 | 1 |
| 1986 | 2 | 0 | 2 | 2 |

UCLA's ALL-TIME RECORD VS. OPPONENTS

(1123-327, .774, record from 1976 to present)

| Team | W-L | Last Meeting | First Meeting |
|---------------------------------|--------|--------------|---------------|
| American U. -Puerto Rico | 1-0 | 1999 (W) | 1999 |
| Arizona | 1-0 | 1987 (W) | 1987 |
| Ball State | 17-3 | 2016 (W) | 1979 |
| BYU | 44-40 | 2024 (W) | 1983 |
| BYU-Hawaii | 1-0 | 1984 (W) | 1984 |
| Cal Baptist | 14-3 | 2017 (W) | 2001 |
| Calgary | 2-0 | 1987 (W) | 1987 |
| California | 16-0 | 1987 (W) | 1977 |
| Cal Poly Pomona | 1-0 | 1980 (W) | 1980 |
| Cal Poly SLO | 5-0 | 1984 (W) | 1979 |
| Cal State San Bernardino | 2-0 | 1998 (W) | 1997 |
| Chico State | 3-0 | 1987 (W) | 1984 |
| Concordia (CA)-Irvine | 18-1 | 2024 (W) | 2000 |
| Concordia (NY) | 5-0 | 2003 (W) | 2001 |
| CSUN | 74-15 | 2023 (W) | 1978 |
| Daemen | 1-0 | 2020 (W) | 2020 |
| Fort Valley State | 3-0 | 2024 (W) | 2022 |
| George Mason | 14-0 | 2023 (W) | 1985 |
| Grand Canyon | 15-2 | 2024 (W) | 2009 |
| Harvard | 2-0 | 2018(W) | 2017 |
| Hawai'i | 65-31 | 2023 (W) | 1981 |
| Humboldt State | 1-0 | 1986 (W) | 1986 |
| King | 1-0 | 2018 (W) | 2018 |
| LaVerne | 4-0 | 2004 (W) | 1995 |
| Lewis | 18-4 | 2024 (W) | 1995 |
| Limestone | 1-0 | 2015 (W) | 2015 |
| Lindenwood | 1-0 | 2019 (W) | 2018 |
| Long Beach State | 71-42 | 2024 (W) | 1976 |
| Loyola-Chicago | 9-0 | 2024 (W) | 2006 |
| LMU | 50-1 | 2000 (W) | 1976 |
| Manitoba | 3-0 | 1985 (W) | 1983 |
| McKendree | 2-0 | 2019 (W) | 2018 |
| Morehouse College | 2-0 | 2024 (W) | 2022 |
| Navy | 1-0 | 1993 (W) | 1993 |
| New Jersey Insti. of Technology | 1-0 | 2018 (W) | 2018 |
| Ohio State | 22-4 | 2024 (W) | 1979 |
| Pacific | 40-2 | 2014 (W) | 1994 |
| Penn State | 35-7 | 2024 (W) | 1982 |
| Pepperdine | 83-45 | 2024 (W) | 1976 |
| Princeton | 8-1 | 2023 (W) | 2015 |
| Purdue Ft. Wayne | 7-0 | 2023 (W) | 1994 |
| Rutgers | 7-0 | 2005 (W) | 1978 |
| Sacred Heart | 1-0 | 2017(W) | 2017 |
| St. Francis (PA) | 1-0 | 2016 (W) | 2016 |
| St. Mary's | 3-0 | 1986 (W) | 1985 |
| San Diego State | 43-3 | 2000 (W) | 1976 |
| San Jose State | 1-0 | 1986 (W) | 1986 |
| Springfield | 2-0 | 2012 (W) | 1976 |
| Stanford | 82-27 | 2024 (W) | 1976 |
| UC Davis | 7-0 | 1988 (W) | 1982 |
| UC Irvine | 63-24 | 2024 (W) | 1977 |
| UC Riverside | 2-0 | 1988 (W) | 1986 |
| UC San Diego | 62-7 | 2024 (W) | 1980 |
| UC San Francisco | 2-0 | 1987 (W) | 1985 |
| UC Santa Barbara | 103-31 | 2024 (L) | 1976 |
| UC Santa Cruz | 9-0 | 2008 (W) | 1984 |
| USC | 96-39 | 2024 (W) | 1976 |
| Westmont | 1-0 | 1985 (W) | 1985 |

JOHN SPERAW'S ALL-TIME BRUIN COACHING RECORD (2013-24)

| Team | W-L | Last Meeting |
|---------------------------------|---------------|--------------|
| Ball State | 1-0 | 2016 (W) |
| BYU | 12-17 | 2024 (W) |
| Cal Baptist | 8-2 | 2017 (W) |
| CSUN | 13-3 | 2023 (W) |
| Concordia, Irvine | 18-1 | 2024 (W) |
| Daemen | 1-0 | 2020 (W) |
| Fort Valley State | 3-0 | 2024 (W) |
| George Mason | 4-0 | 2023 (W) |
| Grand Canyon | 15-1 | 2024 (W) |
| Harvard | 2-0 | 2018 (W) |
| Hawai'i | 6-11 | 2023 (W) |
| King | 1-0 | 2018 (W) |
| Lewis | 3-1 | 2024 (W) |
| Limestone | 1-0 | 2015 (W) |
| Lindenwood | 1-0 | 2019 (W) |
| Long Beach State | 12-14 | 2024 (W) |
| Loyola-Chicago | 3-0 | 2024 (W) |
| McKendree | 2-0 | 2019 (W) |
| Morehouse College | 2-0 | 2024 (W) |
| New Jersey Insti. of Technology | 1-0 | 2018 (W) |
| Ohio State | 9-3 | 2024 (L) |
| Pacific | 4-0 | 2014 (W) |
| Penn State | 10-2 | 2024 (W) |
| Pepperdine | 16-8 | 2024 (W) |
| Princeton | 8-1 | 2023 (W) |
| Purdue Ft. Wayne | 2-0 | 2023 (W) |
| Sacred Heart | 1-0 | 2017 (W) |
| St. Francis | 1-0 | 2016 (W) |
| Stanford | 20-8 | 2024 (W) |
| UC Irvine | 14-8 | 2024 (W) |
| UC San Diego | 19-1 | 2024 (W) |
| UC Santa Barbara | 11-9 | 2024 (W) |
| USC | 20-6 | 2024 (W) |
| Totals | 243-97 (.715) | |

AL SCATES' ALL-TIME BRUIN COACHING RECORD

(Scates coached UCLA from 1963-2012 - records listed date from 1976)

| Team | W-L | Last Meeting |
|--------------------------|----------------|--------------|
| American U. -Puerto Rico | 1-0 | 1999 (W) |
| Arizona | 1-0 | 1987 (W) |
| Ball State | 16-3 | 2001 (W) |
| BYU | 32-23 | 2012 (W) |
| BYU-Hawai'i | 1-0 | 1984 (W) |
| Cal Baptist | 6-1 | 2012 (W) |
| Calgary | 1-0 | 1987 (W) |
| California | 16-0 | 1987 (W) |
| Cal Poly Pomona | 1-0 | 1980 (W) |
| Cal Poly SLO | 5-0 | 1984 (W) |
| Cal St. San Bernardino | 2-0 | 1998 (W) |
| Chico State | 3-0 | 1987 (W) |
| Concordia (NY) | 5-0 | 2003 (W) |
| CSUN | 61-12 | 2012 (W) |
| George Mason | 10-0 | 2005 (W) |
| Grand Canyon | 1-0 | 2010 (W) |
| Hawai'i | 59-20 | 2012 (W) |
| Humboldt State | 1-0 | 1986 (W) |
| IPFW | 5-0 | 2006 (W) |
| LaVerne | 4-0 | 2004 (W) |
| Lewis | 15-3 | 2012 (W) |
| Long Beach State | 59-28 | 2012 (W) |
| Loyola-Chicago | 6-0 | 2011 (W) |
| LMU | 50-1 | 2000 (W) |
| Manitoba | 3-0 | 1985 (W) |
| Navy | 1-0 | 1993 (W) |
| Ohio State | 13-1 | 2012 (W) |
| Pacific | 36-2 | 2012 (W) |
| Penn State | 25-5 | 2011 (W) |
| Pepperdine | 67-37 | 2012 (W) |
| Rutgers-Newark | 7-0 | 2005 (W) |
| Saint Mary's | 3-0 | 1986 (W) |
| San Diego State | 43-3 | 2000 (W) |
| San Jose State | 1-0 | 1986 (W) |
| Springfield | 2-0 | 2012 (W) |
| Stanford | 62-19 | 2012 (W) |
| UC Davis | 7-0 | 1988 (W) |
| UC Irvine | 49-16 | 2012 (L) |
| UC Riverside | 2-0 | 1988 (W) |
| UC San Diego | 43-6 | 2012 (W) |
| UC San Francisco | 2-0 | 1987 (W) |
| UC Santa Barbara | 92-22 | 2012 (W) |
| UC Santa Cruz | 9-0 | 2008 (W) |
| USC | 76-33 | 2012 (L) |
| Westmont | 1-0 | 1985 (W) |
| Totals | 906-235 (.794) | |

RECORDS

UCLA MVB MPSF PLAYOFF HISTORY

*All-Time MPSF Post-Season Record: 33-22 (home: 17-6, neutral: 11-3, away: 5-13)
MPSF Tournament Championships: (8) 1993, 1994, 1995, 1996, 2000, 2001, 2006, 2023*

2024 (UCLA #1 seed)

| Round | Opponent | Result |
|-------|------------------------|--------|
| Semis | #6 USC (@USC) | W 3-0 |
| Champ | #2 Grand Canyon (@USC) | L 2-3 |

2023 (UCLA #1 seed)

| Round | Opponent | Result |
|-------|-----------------------------|--------|
| Semis | #4 Grand Canyon (@Stanford) | W 3-0 |
| Champ | #3 Stanford (@Stanford) | W 3-0 |

2022 (UCLA #1 seed)

| Round | Opponent | Result |
|-------|---------------------|--------|
| Semis | #5 Stanford (@UCLA) | L 2-3 |

2021 (UCLA #2 seed)

| Round | Opponent | Result |
|-------|----------------------|--------|
| Qtr | #7 Concordia (@BYU) | W 3-1 |
| Semis | #3 Pepperdine (@BYU) | L 0-3 |

2020

event not held (coronavirus pandemic)

2019 (UCLA #2 seed)

| Round | Opponent | Result |
|-------|-----------------------|--------|
| Qtr | #7 Concordia | W 3-0 |
| Semis | #3 USC (@ Pepperdine) | L 1-3 |

2018 (UCLA #2 seed)

| Round | Opponent | Result |
|-------|---------------------|--------|
| Qtr | #7 Stanford | W 3-0 |
| Semis | #4 Concordia (@BYU) | W 3-1 |
| Champ | @ #1 BYU | L 1-3 |

2017 (UCLA #5 seed)

| Round | Opponent | Result |
|-------|-----------------|--------|
| Qtr | at #4 UC Irvine | L 1-3 |

2016 (UCLA #2 seed)

| Round | Opponent | Result |
|-------|-----------------------------|--------|
| Qtr | #7 Hawai'i | W 3-1 |
| Semis | #3 Long Beach State (@ BYU) | W 3-0 |
| Champ | @ #1 BYU | L 1-3 |

2015 (UCLA #8 seed)

| Round | Opponent | Result |
|-------|----------------|--------|
| Qtr | @ #1 UC Irvine | L 0-3 |

2014 (UCLA #5 seed)

| Round | Opponent | Result |
|-------|-----------------------|--------|
| Qtr | @ #4 UC Santa Barbara | L 2-3 |

2013 (UCLA #4 seed)

| Round | Opponent | Result |
|-------|---------------|--------|
| Qtr | #5 Pepperdine | W 3-0 |
| Semis | @ #1 BYU | L 2-3 |

2012 (UCLA #5 seed)

| Round | Opponent | Result |
|-------|----------------|--------|
| Qtr | @ #4 UC Irvine | L 1-3 |

2011 (UCLA #8 seed)

| Round | Opponent | Result |
|-------|----------|--------|
| Qtr | @ #1 USC | L 1-3 |

2010 (UCLA #7 seed)

| Round | Opponent | Result |
|-------|----------|--------|
| Qtr | @ #2 BYU | L 1-3 |

2009 (UCLA #8 seed)

| Round | Opponent | Result |
|-------|----------------|--------|
| Qtr | @ #1 UC Irvine | L 1-3 |

2008 (UCLA #4 seed)

| Round | Opponent | Result |
|-------|---------------|--------|
| Qtr | #5 Pepperdine | L 1-3 |

2007 (UCLA #5 seed)

| Round | Opponent | Result |
|-------|-----------------------|--------|
| Qtr | @ #4 UC Santa Barbara | L 1-3 |

2006 (UCLA #7 seed)

| Round | Opponent | Result |
|---------|-----------------------------------|--------|
| Play-In | #8 UC Santa Barbara | W 3-1 |
| Qtr | @ #2 Hawai'i | W 3-1 |
| Semis | #3 Pepperdine (@ UC Irvine) | W 3-0 |
| Champ | #4 Long Beach State (@ UC Irvine) | W 3-1 |

2005 (UCLA #2 seed)

| Round | Opponent | Result |
|-------|----------|--------|
| Qtr | #7 CSUN | L 2-3 |

2004 (UCLA #3 seed)

| Round | Opponent | Result |
|-------|-----------------------------|--------|
| Qtr | #6 Hawai'i | W 3-0 |
| Semis | #2 Long Beach State (@ BYU) | L 0-3 |

2003

UCLA did not advance

2002

| Round | Opponent | Result |
|-------|--------------------|--------|
| Qtr | @ UC Santa Barbara | L 2-3 |

2001

| Round | Opponent | Result |
|-------|--------------------------|--------|
| Qtr | Stanford | W 3-2 |
| Semis | Long Beach State (@ BYU) | W 3-2 |
| Champ | Hawai'i (@ BYU) | W 3-1 |

2000

| Round | Opponent | Result |
|-------|--------------|--------|
| Qtr | BYU | W 3-0 |
| Semis | LMU | W 3-1 |
| Champ | @ Pepperdine | W 3-1 |

1999

| Round | Opponent | Result |
|-------|-----------|--------|
| Qtr | @ Hawai'i | L 1-3 |

1998

| Round | Opponent | Result |
|-------|------------------|--------|
| Qtr | LMU | W 3-0 |
| Semis | Long Beach State | W 3-0 |
| Champ | Pepperdine | L 1-3 |

1997

| Round | Opponent | Result |
|-------|------------------|--------|
| Qtr | Pacific | W 3-0 |
| Semis | UC Santa Barbara | W 3-0 |
| Champ | Stanford | L 0-3 |

1996

| Round | Opponent | Result |
|-------|------------------------------|--------|
| Qtr | Pacific | W 3-0 |
| Semis | CSUN (@ Hawai'i) | W 3-1 |
| Champ | UC Santa Barbara (@ Hawai'i) | W 3-2 |

1995

| Round | Opponent | Result |
|-------|----------|--------|
| Qtr | USC | W 3-0 |
| Semis | BYU | W 3-0 |
| Champ | Hawai'i | W 3-1 |

1994

| Round | Opponent | Result |
|-------|------------|--------|
| Champ | @ Stanford | W 3-0 |

1993

| Round | Opponent | Result |
|-------|------------------------|--------|
| Champ | Stanford (@ UC Irvine) | W 3-0 |