



# UCLA SOFTBALL

UCLA Athletic Communications / J.D. Morgan Center / 325 Westwood Plaza / Los Angeles, CA 90095  
Softball Contact: Vinny Lavalsiti / [vlavalsiti@athletics.ucla.edu](mailto:vlavalsiti@athletics.ucla.edu) / o: (310) 206-8123 / c: (209) 781-6810

## 2024 SCHEDULE

### February (7-5)

Fri.	9	Maryland <sup>1</sup>	--	W, 6-5
Fri.	9	(8) Texas <sup>1</sup>	ESPN	L, 3-2
Sat.	10	San Diego <sup>1</sup>	--	W, 7-6
Sat.	10	(8) Texas <sup>1</sup>	--	L, 16-0 (5)
Sun.	11	(9) Oklahoma State <sup>1</sup>	ESPN	L, 9-1 (5)
Fri.	16	vs. (7) Florida State <sup>2</sup>	ESPN	W, 14-10
Fri.	16	vs. (4) Georgia <sup>2</sup>	ESPN+	L, 7-2
Sat.	17	vs. (2) Tennessee <sup>2</sup>	ESPN	canceled
Sun.	18	vs. North Carolina <sup>2</sup>	ESPN+	canceled
Sun.	18	vs. UCF <sup>2</sup>	ESPN	canceled
Fri.	23	vs. Nebraska <sup>3</sup>	FloSoftball	W, 9-8
Fri.	23	vs. (24) Northwestern <sup>3</sup>	FloSoftball	W, 1-0
Sat.	24	vs. Illinois <sup>3</sup>	FloSoftball	W, 10-2 (5)
Sat.	24	vs. Baylor <sup>3</sup>	FloSoftball	L, 5-3
Sun.	25	vs. (5) Tennessee <sup>3</sup>	FloSoftball	W, 6-2

### March (10-1)

Fri.	1	vs. Michigan <sup>4</sup>	--	W, 10-0 (6)
Fri.	1	vs. (13) Florida <sup>4</sup>	--	L, 1-0
Sat.	2	vs. Weber State <sup>4</sup>	--	W, 8-0 (6)
Sat.	2	vs. DePaul <sup>4</sup>	--	W, 9-1 (5)
Sun.	3	vs. San Jose State <sup>4</sup>	--	W, 5-1
Fri.	8	(RV) Utah <sup>*</sup>	UCLA-LS	W, 6-2
Sat.	9	(RV) Utah <sup>*</sup>	UCLA-LS	W, 6-5
Sun.	10	(RV) Utah <sup>*</sup>	UCLA-LS	W, 12-1 (5)
Tue.	12	Rutgers	--	W, 7-6
Sat.	16	Loyola Marymount	--	W, 8-0 (5)
Sat.	16	Loyola Marymount	--	W, 8-0 (5)
Fri.	22	at (8) Washington <sup>*</sup>	P12N	5 p.m.
Sat.	23	at (8) Washington <sup>*</sup>	P12-WA	2 p.m.
Sun.	24	at (8) Washington <sup>*</sup>	P12N	12 p.m.
Thu.	28	(RV) Oregon <sup>*</sup>	P12N	7 p.m.
Fri.	29	(RV) Oregon <sup>*</sup>	P12N	5 p.m.
Sat.	30	(RV) Oregon <sup>*</sup>	P12N	11 a.m.

### April

Tue.	2	at Long Beach State	--	6 p.m.
Fri.	5	at Oregon State <sup>*</sup>	P12-LA	5 p.m.
Sat.	6	at Oregon State <sup>*</sup>	P12N	2 p.m.
Sun.	7	at Oregon State <sup>*</sup>	P12N	1 p.m.
Tue.	9	Cal State Fullerton	UCLA-LS	6 p.m.
Fri.	12	(19) California <sup>*</sup>	P12N	7 p.m.
Sat.	13	(19) California <sup>*</sup>	P12-LA	5 p.m.
Sun.	14	(19) California <sup>*</sup>	P12N	2 p.m.
Fri.	19	at (9) Stanford <sup>*</sup>	P12N	7 p.m.
Sat.	20	at (9) Stanford <sup>*</sup>	P12N	4 p.m.
Sun.	21	at (9) Stanford <sup>*</sup>	ESPN2	1 p.m.
Fri.	26	(21) Arizona <sup>*</sup>	P12N	7 p.m.
Sat.	27	(21) Arizona <sup>*</sup>	P12N	5 p.m.
Sun.	28	(21) Arizona <sup>*</sup>	P12N	2 p.m.
Tue.	30	at CSUN	--	2 p.m.

### May

Fri.	3	at Arizona State <sup>*</sup>	--	6 p.m.
Sat.	4	at Arizona State <sup>*</sup>	--	5 p.m.
Sun.	5	at Arizona State <sup>*</sup>	--	12 p.m.

### Postseason Schedule

May 10-13	Pac-12 Tournament <sup>5</sup>	Stanford, Calif.
May 17-19	NCAA Regionals	Campus Sites
May 24-26	NCAA Super Regionals	Campus Sites
May 30-June 6	WCWS <sup>6</sup>	Oklahoma City, Okla.

\* Pac-12 Conference games  
rankings in parenthesis, from the weekly NFCA Coaches poll  
all times are Pacific unless noted otherwise  
all games are subject to change

- 1 Stacy Winsberg Memorial Tournament, at Easton Stadium (Los Angeles, Calif.)
- 2 Clearwater Invitational, at Eddie C. Moore Complex (Clearwater, Fla.)
- 3 Mary Nutter Collegiate Classic, at Big League Dreams Park (Cathedral City, Calif.)
- 4 Judi Garman Classic, at Anderson Family Field (Fullerton, Calif.)
- 5 Pac-12 Tournament, at Smith Family Stadium (Stanford, Calif.)
- 6 WCWS, at USA Softball Hall of Fame Stadium (Oklahoma City, Okla.)

## No. 14 UCLA Bruins (17-6, 3-0) at No. 8 Washington Huskies (20-4, 4-2)

March 22-24 • Seattle, Wash. • Husky Softball Stadium • Pac-12 Networks • [ucla.statbroadcast.com](http://ucla.statbroadcast.com)

### GAME 1 (FRIDAY)

Venue:	Husky Softball Stadium
Capacity:	5:05 p.m. (PT)
First Pitch:	1,500
Television:	Pac-12 Networks
TV Talent:	A.J. Kanell (PxP), Natasha Watley (analyst)
Live Stats:	<a href="http://uclalivestats.com">uclalivestats.com</a>

### GAME 2 (SATURDAY)

Venue:	Husky Softball Stadium
Capacity:	2:05 p.m. (PT)
First Pitch:	1,500
Television:	Pac-12 Washington
TV Talent:	A.J. Kanell (PxP)
Live Stats:	<a href="http://uclalivestats.com">uclalivestats.com</a>

### GAME 3 (SUNDAY)

Venue:	Husky Softball Stadium
Capacity:	12:05 p.m. (PT)
First Pitch:	1,500
Television:	Pac-12 Networks
TV Talent:	A.J. Kanell (PxP)
Live Stats:	<a href="http://uclalivestats.com">uclalivestats.com</a>

## UCLA TRAVELS TO WASHINGTON FOR THREE-GAME SERIES

The No. 14 UCLA softball team travels to Seattle to face No. 8 Washington for its first Pac-12 Conference road trip of the season this week. The Bruins (17-6, 3-0) open the series with the Huskies (20-4, 4-2) at Husky Softball Stadium on Friday, March 22 at 5 p.m. (PT). All three games will be available for viewing on the Pac-12 Networks. UCLA stretched its winning streak to nine straight games after picking up three victories over Rutgers and LMU in a double-header last week.

### QUICK HITS

- UCLA is 17-6 on the season and 3-0 in Pac-12 play. The Bruins swept Utah at Easton Stadium two weeks ago.
- UCLA went 11-6 in its "tournament season" schedule, including ranked wins over Florida State, Northwestern and Tennessee.
- RS Sr. Sharlize Palacios leads UCLA with seven home runs and a .780 slugging percentage.
- RS Sr. Maya Brady paces the Bruins with 30 runs batted in, 12 extra-base hits and 51 total bases.
- RS Sr. Janelle Meoño enters the week as UCLA's batting average leader with a .455 clip in 19 games played (15-for-33).
- Kelly Inouye-Perez is eight wins away from 800 in her head coaching career.
- So. Taylor Tinsley leads UCLA in the circle with a 1.96 earned run average and 84 strikeouts over 71.1 innings pitched.
- The Bruins were picked to finish second in the final Pac-12 Preseason Coaches Poll (did not receive a first-place vote).
- UCLA is coming off its 12th Pac-12 regular-season championship with a 21-3 record in 2023 (17th overall conf. title).
- Four Bruins were named to the USA Softball Collegiate Player of the Year Top 50 Watch List: Maya Brady, Sharlize Palacios, Megan Grant and Jordan Woolery.

### LAST WEEK

The Bruins picked up three wins during its Pac-12 bye week last week with a walk-off victory over Rutgers on Tuesday and two mercy-rule victories over LMU in a double-header on Saturday.

**VS. RUTGERS (W, 7-6):** Graduate Jadelyn Allchin walked it off on Rutgers in the bottom of the seventh inning with a single laced into the right-center gap in the Bruins' 7-6 win over the Scarlet Knights. UCLA now has three walk-off victories in the seventh inning this year. Freshman Kaitlyn Terry earned the win despite allowing three runs to Rutgers in the top of the seventh which tied the game. Palacios went a perfect 3-for-3 at the plate with two RBI base hits, including a double.

**GAME ONE VS. LMU (W, 8-0 in five inn.):** Palacios' stellar week continued into Saturday, going 2-for-2 in game one versus LMU with the sixth grand slam of her career and second as a Bruin. In the circle, Tinsley struck out four batters and limited the Lions to three hits. She allowed just one runner to reach scoring position in her outing.

**GAME TWO VS. LMU (W, 8-0 in five inn.):** Savannah Pola went 2-for-2 with a season-high three RBI in game two. Pola's final hit of the game scored the mercy-rule, walk-off runs in the bottom of the fifth. That performance marked Pola's first multi-RBI game since Opening Day on Feb. 8. Terry picked up the win with five more zeroes in game two, moving her record to a perfect 8-0 on the season.

### MORE ON JADELYN ALLCHIN

• Allchin, a graduate transfer from Washington (2020-23), has provided clutch hits for the Bruins. In the fifth inning or later this season, Allchin is batting for a .521 average (12-for-23) with eight RBI and nine runs scored. Three days prior to her walk-off single versus Rutgers, Allchin played the hero in game two of UCLA's home series with Utah by knocking in the game-tying run with two outs in the seventh inning. At the Mary Nutter Collegiate Classic, Allchin doubled in a run to spark a five-run seventh inning to help UCLA walk-off on Nebraska on Feb. 23.

• Allchin has been a mainstay in the top half of the Bruins' lineup the last month. She ranks tied for second on the team with five multi-RBI games this season. In 2024, she is hitting for a .290 average with three home runs and 16 RBI. Defensively, Allchin has recorded two outfield assists this season: one from left field in the Bruins' 6-2 win over Tennessee on Feb. 25. and one from center field against Oklahoma State on Feb. 11. She has totaled five outfield assists in her career.



### All-Time Series: UCLA leads, 70-37

UCLA leads the all-time series versus Washington, 70-37, dating back to 1993. The Bruins have won the last five season series against the Huskies, including three sweeps.

Kelly Inouye-Perez owns a 33-18 record versus Washington in her tenure as head coach (since 2007).

325 Westwood Plaza, Los Angeles, CA 90095

Softball Contact	Vinny Lavalisi
Office Phone	(310) 206-8123
Cell Phone	(209) 781-6810
E-Mail	<a href="mailto:vlavalisi@athletics.ucla.edu">vlavalisi@athletics.ucla.edu</a>
Website	<a href="http://www.uclabruins.com">www.uclabruins.com</a>

Please contact Vinny Lavalenti to confirm availability. Media requests should be made at least 24 hours in advance.

Credential requests for both home and road games must be made 24 hours prior to game time by emailing Vinny Lavalsiti (vlavalsiti@athletics.ucla.edu).

Credentials are available on game day at Easton Stadium at the front entrance to the stadium.

Media seating is available in select areas of Easton Stadium. Seating in the press box is provided on a first-come-first serve basis.

Credentialed photographers are permitted to shoot from a camera well behind home plate and beyond the center field wall.

Head coach Kelly Inouye-Perez and selected players will be available to the media after a cooling-off period. Please contact Vinny Lavalsiti to arrange postgame interviews.

### SCHOOL INFORMATION

Founded	1919
Enrollment	45,900
Nickname	Bruins
Colors	Blue and Gold
Home Field (capacity)	Easton Stadium (1,328)
Surface	Natural Grass
Affiliation	NCAA Division I
Conference	Pac-12
Chancellor	Dr. Gene Block
Director of Athletics	Martin Jarmond
Athletic Dept. Phone	(310) 825-8699
Ticket Office Phone	(310) 825-2101

First Season of Softball	1975 (49 years)
All-Time Record	2,130-493-5 (.810)
All-Time NCAA Record	2,009-440-5 (.819)
All-Time Postseason Record	233-64 (.785)
National Championships	13 (AIAW - '78, NCAA - '82, '84 '85, '88, '89, '90, '92, '99, '03, '04, '10, '11, '19)
Conference Championships (Pac-10/12)	17 (12)
WCWS Appearances	31
NCAA Tournament Appearances	38

2023 Overall Record	52-7
Home/Away/Neutral	21-3/16-2/15-2
2023 Pac-12 Record/Finish	21-3 (1st)
Home/Away	11-1/10-2
Postseason Finish	t-17th, NCAA Regionals
Final Ranking (NFCA)	13th (414 points)
Letterwinners Returning/Lost	16/11
Newcomers	8

Head Coach	Kelly Inouye-Perez (UCLA '93)
Overall/UCLA Record	792-203-1 (17 years/795)
Associate Head Coach	Lisa Fernandez (UCLA '95)
Associate Head Coach	Kirk Walker (UCLA '88)
Assistant Coach	Rob Schweyer
Volunteer Dir. of Player Development	Will Oldham
Director of Operations	Claire Donyanavard (UIC '11)
Athletic Trainer	Kaitlyn Gustafson (Buffalo State '15)
Athletic Performance Coach	Adam Garro (Oklahoma '14)

Softball Twitter:	@UCLASoftball
Softball Instagram:	@UCLASoftball
Softball Facebook:	/UCLABruinsSoftball
Softball TikTok:	@UCLABruinSoftball

**13-TIME NATIONAL CHAMPIONS (AIAW - 1978; NCAA - 1982, 1984, 1985, 1988, 1989, 1990, 1992, 1999, 2003, 2004, 2010, 2019)**

No.	Name	Yr.	Pos.	B/T	Ht.	Hometown (High School/Previous Schools)
3	Janelle Meoño	RS Sr.	OF	L/R	5-4	Hacienda Heights, Calif. (Glen A. Wilson HS/Arizona)
4	Rylee Pinedo	So.	INF	L/R	5-3	Camarillo, Calif. (Adolfo Camarillo HS)
5	Savannah Pola	Jr.	UTIL	L/R	5-4	Santa Ana, Calif. (Godinez Fundamental HS)
7	Maya Brady	RS Sr.	SS	L/R	5-10	Thousand Oaks, Calif. (Oaks Christian HS)
10	Mackenzie Ficke	Jr.	P	R/R	5-7	Long Beach, Calif. (Los Alamitos HS)
11	Seneca Curo	RS Sr.	INF	R/R	5-7	Barona, Calif. (Ramona HS)
13	Sharlize Palacios	RS Sr.	C	R/R	5-6	Chula Vista, Calif. (Eastlake HS/Arizona)
15	Jordan Woolery	So.	INF	R/R	5-9	Walnut Creek, Calif. (Clayton Valley Charter HS)
22	Taylor Stephens	Jr.	UTIL	R/R	5-5	Lynwood, Calif. (Gahr HS)
23	Taylor Tinsley	So.	P	R/R	5-7	Lawrenceville, Ga. (George Walton Academy)
24	Thessa Malau'ulu	Sr.	UTIL	L/R	5-7	Long Beach, Calif. (St. Anthony HS)
25	Mia McNulty	Fr.	UTIL	R/R	5-4	Mission Viejo, Calif. (Capistrano Valley HS)
26	Jayla Castro	Jr.	C	R/R	5-5	Rocklin, Calif. (Rocklin HS)
28	Alexis Ramirez	So.	C/UTIL	R/L	5-4	Whittier, Calif. (La Serna HS)
30	Lauren Hatch	Jr.	OF	L/R	5-6	Sugar Land, Texas (Kempner HS)
31	Ramsey Suarez	So.	INF	R/R	5-6	Temecula, Calif. (Great Oak HS)
40	Jadelyn Allchin	Gr.	OF	L/R	5-6	Fountain Valley, Calif. (Huntington Beach HS/Washington)
43	Megan Grant	So.	UTIL	L/R	5-9	San Bruno, Calif. (Aragon HS)
44	Kate Blunt	Jr.	UTIL	R/R	5-6	Ladera Ranch, Calif. (Tesoro HS)
51	Jada Cecil	Jr.	P	R/R	5-10	Temecula, Calif. (Temecula Valley HS/UC San Diego)
52	Madison Pacini	RS Jr.	OF	R/R	5-6	Chula Vista, Calif. (Bonita Vista HS/Tennessee)
55	Kaitlyn Terry	Fr.	P/OF	L/L	5-6	Glendale, Ariz. (Greenway HS)
56	Liesl Osteen	Fr.	OF	L/R	5-10	Simi Valley, Calif. (Oaks Christian HS)
88	Addison Mettler	Fr.	C/INF	L/R	5-9	Turlock, Calif. (Pitman HS)

Kelly Inouye-Perez	Head Coach, 18th season <i>The Shelly Carlin UCLA Head Softball Coach</i>	UCLA '93
Lisa Fernandez	Associate Head Coach, 26th season <i>The Mark Kalmansohn UCLA Associate Head Softball Coach</i>	UCLA '95
Kirk Walker	Associate Head Coach, 23rd season	UCLA '88
Rob Schweyer	Assistant Coach, 1st season	
Will Oldham	Volunteer Director of Player Development, 2nd season	

Jadelyn Allchin (JADE-ill-in)	Liesl Osteen (LEE-sull OH-steen)
Seneca Curo (KERR [rhymes with fur]-oh)	Madison Pacini (puh-SEE-nee)
Mackenzie Ficke (fick-ee)	Sharlize Palacios (shar-LEEZ puh-LAH-see-ose)
Kelly Inouye-Perez (e-NOY purr-ez)	Rylee Pinedo (pin-AY-doe)
Thessa Malau'ulu (tess-uh muh-LAU [rhymes with cow]-oo-loo)	Savannah Pola (POE-luh)
Janelle Meofo (may-OWN-yo)	Rob Schweyer (sh-wire)
Will Oldham (old-umm)	Ramsey Suarez (SWOR-ez)

Sharlieze Palacios was named Pac-12 Player of the Week and Kaitlyn Terry was named Pac-12 Freshman of the Week, it was announced by the conference office on Monday. This marks the first career weekly conference honor for Palacios, who is a three-time All-Pac-12 honoree. Palacios went a 5-for-5 at the plate with a team-high seven RBI and nine total bases in the Bruins' wins over Rutgers and LMU. Four of Palacios' five base hits drove in a run. The freshman southpaw Terry earned two wins in the circle and threw her third complete-game shutout of the season in game two versus LMU.

• The Bruins have returned seven key pieces from last season's batting lineup: redshirt seniors Maya Brady, Sharlize Palacios, Janelle Meoño and Seneca Curo, junior Savannah Pola and sophomores Megan Grant and Jordan Woolery. They return one arm from last season's pitching staff: sophomore Taylor Tinsley. UCLA has added seven incoming student-athletes with three transfers and four freshmen.

- Last season, UCLA went 52-7 and made a NCAA Tournament appearance for the 24th consecutive year which is the longest active streak among all programs. The No. 2 seed Bruins lost in the NCAA Regional round (0-2), marking the first time in seven years they did not reach the Women's College World Series. It was the first time in 10 years UCLA did not make it out of Regionals.

• Kelly Inouye-Perez enters her 18th season as the Bruins' head coach (The Shelly Carlin UCLA Head Softball Coach). Including her five years as a catcher on UCLA's roster, 13 years as an assistant coach and 17 years as head coach, the 2024 season marks Inouye-Perez's 36th consecutive season in Westwood. Known as "Coach I," Inouye-Perez is the only person to have won a NCAA Division I Softball Championship as both a player and coach. She led the Bruins to two NCAA Championships as head coach in 2010 and 2019. Inouye-Perez owns a 792-203-1 (.795) career record. Her .797 winning percentage entering the season ranks second among active head coaches and seventh all-time. UCLA's first two Hall-of-Fame head coaches, Sharron Backus and Sue Enquist, rank top two all-time in winning percentage.

· UCLA enters the week ranked in both major polls. The Bruins check in at No. 14 in the National Fastpitch Coaches Association (NFCA) Poll and No. 13 in the ESPN/USA Softball Poll.

• In addition, the Bruins have been slotted in the No. 2 spot in the final Pac-12 Preseason Coaches Poll, as announced by the conference office on Feb. 1. Stanford was selected as the league's preseason favorite, garnering seven of nine first-place votes. Washington and Utah each received one first-place vote.

USA TODAY/NFCA COACHES POLL  
(Week 6 – March 19, 2024)

RK	TEAM (1st)	POINTS	RECORD	LAST
1	Oklahoma (26)	794	27-1	1
2	LSU (6)	771	24-1	2
3	Texas	727	24-3	3
4	Oklahoma State	692	24-3	4
5	Georgia	666	23-4	5
6	Duke	637	22-2	6
7	Tennessee	610	22-4	8
8	Washington	584	20-4	7
9	Stanford	545	22-5	9
10	Florida	512	25-4	10
11	Clemson	461	21-6	12
12	Texas A&M	432	25-3	13
13	Alabama	392	22-5	14
14	UCLA	371	17-6	15
15	Missouri	369	22-6	11
16	Virginia Tech	306	21-4-1	18
17	Florida State	280	18-8	16
18	Arkansas	245	22-6	20
19	California	193	21-7	17
20	Mississippi State	190	21-6	21
21	Arizona	130	20-7-1	22
22	Baylor	101	16-8	19
23	South Carolina	78	21-7	23
24	Boston University	66	20-3	24
25	Auburn	59	14-6-1	25

Also receiving votes: Oregon (55), Louisiana (43), Kansas (40), Kentucky (25), Texas State (19), Miami (6), Grand Canyon (1).

Dropped out: None.

ESPN.com/USA SOFTBALL POLL  
(Week 6 – March 19, 2024)

RK	TEAM (1st)	RECORD	POINTS	LAST
1	Oklahoma (25)	27-1	625	1
2	Texas	24-3	579	3
3	LSU	24-1	566	2
4	Duke	22-2	542	4
5	Georgia	23-4	525	5
6	Oklahoma State	24-3	482	7
7	Tennessee	22-4	471	9
8	Stanford	22-5	456	6
9	Washington	20-4	447	8
10	Florida	25-4	395	10
11	Clemson	21-6	363	14
12	Virginia Tech	21-4-1	338	12
13	UCLA	17-6	297	16
14	Texas A&M	25-3	290	17
15	Alabama	22-5	283	15
16	Missouri	22-6	281	11
17	Arkansas	22-6	212	20
18	Florida State	18-8	192	18
19	Baylor	16-8	185	13
20	Mississippi State	21-6	133	21
21	California	21-7	84	19
22	Oregon	16-10	80	24
23	Kentucky	19-8	55	23
24	Arizona	20-7-1	44	25
25	South Carolina	21-7	38	22

Also receiving votes: Auburn (36), Louisiana (31), Kansas (26), Texas State (19), Ole Miss (14), Boston U (13), UNC-Charlotte (13), Florida Atlantic (3), Miami-OH (1).

Dropped out: None.

BRUINS IN THE RANKINGS

WEEK	RECORD	NFCA	USA	RPI
Preseason	0-0	10	8	N/A
Feb. 13	2-3	19	20	N/A
Feb. 20	3-4	19	19	N/A
Feb. 27	7-5	18	19	N/A
March 5	11-6	16	18	25
March 12	14-6	15	16	12
March 19	17-6	14	13	14

COACH I NEARING 800 WINS

Head coach Kelly Inouye-Perez owns a 792-203-1 record and is eight wins away from win No. 800 in her career. Inouye-Perez would join UCLA Athletic Hall of Famers and her two predecessors Sharron Backus and Sue Enquist in the 800 win club. Enquist leads UCLA's triad of head coaches with 887 career head coaching wins while Backus owns 854 such wins. Inouye-Perez was coached by both Backus and Enquist in her time as a catcher on the Bruins' roster from 1989-93 and later coached alongside Backus and Enquist as an assistant upon graduating.

WASHINGTON SERIES HISTORY

UCLA leads the all-time series versus Washington, 70-37, dating back to 1993. The Bruins have one the last five season series against the Huskies, including three sweeps. UCLA owns a 15-2 record over the last five series with the Washington. Kelly Inouye-Perez owns a 33-18 record versus Washington in her tenure as head coach (since 2007).

The Bruins took two out of three in last season's series versus Washington at home. Then-redshirt junior Maya Brady went 4-for-11 with two home runs and a double in the three-game set. Then-freshman Jordan Woolery went 5-for-10 with a double and home run.

BRADY IN UCLA'S RECORD BOOKS

**Career RBI:** Maya Brady became the seventh Bruin to reach 200 career RBI with her grand slam in the second inning of UCLA's 12-1 victory over Utah on March 10. Brady is up to 208 RBI in her career and needs five more to surpass Aaliyah Jordan (2018-23) for fifth UCLA's all-time list.

**Career Home Runs:** Brady's two homers during the Utah series improved her career total to 60, which is good for sole possession of fifth on UCLA's all-time list. She needs one home run to tie Tairia (Mims) Flowers (2000-03) and Delaney Spaulding (2014-17) for third on the all-time list with 61. In second place is Stephany LaRosa (2012-15) with 66 HR.

**Career Runs Scored:** With 191 career runs scored, Brady needs one more run to pass Kylee Perez (2015-18) for sole possession of fifth on UCLA's all-time list.

**Career Slugging Percentage:** Brady's .742 career slugging percentage currently ranks third all-time in UCLA history. In second is Stephany LaRosa's .755 career mark.

SETTING THE TABLE

• Janelle Meoño was penciled into the leadoff spot in both games of UCLA's double-header versus LMU last Saturday. The slapper went 2-for-4 with a pair of walks and scored all four times she reached base. Meoño has bat leadoff in three total games this season and thrived in the role, going 4-for-8 with two walks and scoring a run every time she reached base (six runs). The other game Meoño bat leadoff was versus San Jose State on March 1.

• When batting leadoff, in any inning and regardless of spot in the order, Meoño is hitting for a .750 average (9-for-12) and has reached base in 10 of 13 opportunities. Both marks are good for best on the team in leadoff scenarios.

• The slap-hitting speedster Meoño is a difficult putout for opposing pitchers. When putting the ball in play, Meoño leads UCLA with a .469 average (BABIP). Meoño has reached base in 14 straight games, beginning with her return to the lineup versus Illinois on Feb. 24. Her longest such streak in 2023 was six straight games to end the season. Megan Grant recorded the Bruins' longest reached base streak last season with 24 straight games.

PALACIOS POWER

Catcher Sharlize Palacios leads UCLA and ranks third in the Pac-12 with seven home runs and a .780 slugging percentage. In her last 10 games, Palacios leads UCLA with a .423 average (11-for-26), four home runs and a .962 slugging percentage. Palacios has one two-homer game (Feb. 25 vs. Tennessee) and one grand slam this season (March 16 vs. LMU). Defensively, Palacios has yet to record an error behind the dish and has thrown out four runners attempting to steal.

A NOTE ON NO-HITTERS & PERFECT GAMES

• UCLA has totaled 117 no-hitters, including 22 perfect games, in program history.

• Taylor Tinsley (1) and Megan Faraimo (2) threw three no-hitters last season.

2023 NO-HITTERS

Name(s)	Opponent	Date	IP/SO
Tinsley	vs. CSU Bakersfield	2/11/23	5 IP / 4 SO
Faraimo	vs. San Diego	2/12/23	5 IP / 13 SO
Faraimo	vs. No. 3 Florida	2/23/23	5 IP / 9 SO

• The Bruins tossed five no-hitters in 2022 which was their most in a single season since 2002 (8). The single-season record for no-hitters is 10 set in 1994.

• In 2022, UCLA tied the program record for perfect games in a season with three (last 1985), all of which were thrown within eight days of each other. Faraimo was responsible for two solo perfect games and combined with Lauren Shaw for a perfect game versus Pennsylvania. It was the third combined perfect game in program history.

2022 PERFECT GAMES

Name(s)	Opponent	Date	IP/SO
Faraimo	at Fresno State	3/3/22	5 IP/12 SO
Faraimo/Shaw	vs. Pennsylvania	3/10/22	5 IP/ 10 SO
Faraimo	vs. CSU Bakersfield	3/11/22	5 IP/15 SO

• Megan Faraimo ranks second all-time at UCLA in solo perfect games with three, trailing Debbie Doom (6). Faraimo's seven solo no-hitters are tied for fourth most all-time with Debbie Doom.

STATS OUTLOOK

CATEGORY

Overall Record	17-6
NFCA Ranking	14
Runs Scored	140
Runs Per Game	6.09
Runs Allowed	90
Runs Allowed Per Game	3.91
Batting Average	.315
Home Runs	23
Fielding %	.965
Errors	21

UCLA IN EXTRA INNINGS

UCLA is 12-3 in its last 15 extra-inning games, dating back to 2017's NCAA Super Regional matchup versus Ole Miss.

UCLA did not play an extra-inning game in 2023; its last extra-inning game was in game one of the Bruins' 2022 series at Stanford on April 8.

vs. TOP 10 FOES

Last 10:	6-4
Last 25:	17-8

vs. TOP 25 FOES

Last 10:	4-6
Last 25:	17-8



2024 HONOR ROLL

PAC-12 PLAYER OF THE WEEK

Maya Brady (2x: March 11, Feb. 26)  
Sharlize Palacios (March 18)

PAC-12 PITCHER OF THE WEEK

Taylor Tinsley (Feb. 26)

PAC-12 FRESHMAN OF THE WEEK

Kaitlyn Terry (March 18)

PRESEASON HONOR ROLL

USA SOFTBALL PLAYER OF THE YEAR TOP WATCH LIST

Maya Brady  
Megan Grant  
Sharlize Palacios  
Jordan Woolery

PRESEASON ALL-PAC-12 TEAM

Maya Brady  
Megan Grant  
Sharlize Palacios  
Jordan Woolery

SOFTBALL AMERICA PRESEASON ALL-AMERICANS

Maya Brady  
Megan Grant

D1SOFTBALL PRESEASON ALL-AMERICANS

Maya Brady (First Team)  
Megan Grant (First Team)  
Jordan Woolery (First Team)  
Sharlize Palacios (Second Team)

BRUINS IN THE CLASSROOM

Student-Athlete	Year	Major
Jadelyn Allchin <sup>1</sup>	Gr.	Marketing extension program
Kate Blunt	Jr.	Biology
Maya Brady <sup>2</sup>	R-Sr.	Master's in John Wooden's Transformative Coaching & Leadership
Jayla Castro	Jr.	Psychology
Jada Cecil	Jr.	Biology
Seneca Curo <sup>3</sup>	R-Sr.	Master's in John Wooden's Transformative Coaching & Leadership
Mackenzie Ficke	Jr.	Aerospace engineering
Megan Grant	So.	Sociology
Lauren Hatch	Jr.	Applied Mathematics
Thessa Malau'ulu	Sr.	Psychology
Mia McNulty	Fr.	Physiological Sciences
Janelle Meoño	R-Sr.	Sociology
Addison Mettler	Fr.	Communications
Liesl Osteen	Fr.	Undeclared
Madison Pacini <sup>4</sup>	R-Jr.	Project management
Sharlize Palacios	R-Sr.	Sociology
Rylee Pinedo	So.	Sociology
Savannah Pola	Jr.	Sociology
Alexis Ramirez	So.	Undeclared
Taylor Stephens	Jr.	Sociology
Ramsey Suarez	So.	Sociology
Kaitlyn Terry	Fr.	Psychology
Taylor Tinsley	So.	Psychobiology
Jordan Woolery	So.	Public affairs

1 Allchin earned her bachelor's degree from Washington in 2023.  
2 Brady earned her bachelor's degree in sociology from UCLA in 2023.  
3 Curo earned her bachelor's degree in sociology from UCLA in 2023.  
4 Pacini earned her bachelor's degree in business administration from Tennessee. She earned her master's degree in legal studies from UCLA in 2023.

MALAU'ULU PRODUCING AT THE BOTTOM OF THE LINEUP

Senior infielder Thessa Malau'ulu is enjoying the best season of her career in 2024. After missing the entirety of the 2023 season due to injury, Malau'ulu has produced at the bottom of the Bruins' lineup with a .341 batting average and four doubles. She also sports a .460 on-base percentage, which is good for third on the team behind Meoño and Brady.  
**IN HER LAST 10 GAMES:** Malau'ulu has hit for a .462 average (6-for-13) and walked three times.

NOTES ON TAYLOR TINSLEY

Sophomore Taylor Tinsley has shown consistent improvement since week one of the 2024 season in her new role as UCLA's ace. This season, Tinsley leads the Bruins with a 1.96 ERA and 84 strikeouts over 71.1 innings pitched after totaling just 57.1 innings of work all last season in her All-Pac-12 Freshman Team campaign. Tinsley was named Pac-12 Pitcher of the Week for the first time in her career on Feb. 26 following her performances at the Mary Nutter Classic.

**at the Mary Nutter:** Tinsley allowed just two earned runs across three complete-game performances and 22.0 total innings pitched at the Mary Nutter. Among all the pitchers competing at the Mary Nutter (30 teams participating), Tinsley ranked first in innings pitched (22.0) and strikeouts looking (10) and tied for first in strikeouts (30).

**vs. Utah:** Tinsley picked up two wins, struck out 16 batters and did not allow an earned run over 10.2 innings to help the Bruins to a series sweep of Utah (March 8-10). In her game one victory, Tinsley threw 6.2 innings of shutout ball and allowed only one base runner into scoring position. She finished her outing with nine strikeouts and surrendered just two hits. She limited the Pac-12 batting average leader entering the series, Haley Denning, to 0-for-6 with two K's.

STANDOUT PERFORMANCE FOR TERRY

Freshman Kaitlyn Terry struck out a career-high 12 batters in her complete-game shutout over Weber State at the Judi Garman Classic on March 2. The 12 strikeouts are tied with Megan Faraimo (2019) and Rachel Garcia (2017) for the most by a Bruins' freshman over the last 15 years. Donna Kerr was the last UCLA freshman to rack up 12+ strikeouts, recording 15 in a win over Northwestern on March 9, 2008.

BRADY'S SENIOR SEASON

- Maya Brady, a USA Softball Player of the Year Top 3 Finalist last season, continues to be the engine of the Bruins' offense in 2024. The Thousand Oaks product leads UCLA in hits (26), extra-base hits (12) and runs batted in (30) and ranks second behind Meoño with a .382 batting average. Brady also paces the Bruins with nine multi-hit performances.
- Brady recorded her first two-homer game of the season versus then-No. 7 Florida State on Feb. 16. Her seven career multi-homer games are tied for third all-time in UCLA history with Stephany LaRosa and B.B. Bates.
- 2024 marks Brady's second season as UCLA's starting shortstop. She took over the role full-time on March 3, 2023 after Seneca Curo sustained a season-ending injury. She has started at shortstop in 71 career games.

PERFECT VS. THE BIG TEN

UCLA went a perfect 6-0 versus its scheduled Big Ten Conference opponents this season with wins over Maryland, Nebraska, Northwestern, Illinois, Michigan and Rutgers. UCLA Athletics announced its decision to join the Big Ten Conference on June 30, 2022. This move will go into effect at the start of the 2024-25 season.

CELEBRATING THE GREATEST SOFTBALL CONFERENCE EVER

The 2024 season marks UCLA's final as a member of the Pac-10/12 Conference. UCLA softball has been a member of the conference since 1987 (37 years) and has won 12 regular-season conference championships as a Pac-12 member institution. There have been 21 NCAA Division I Softball Championships won by five different Pac-12 Conference member schools in the tournament's 40-year history, which leads all conferences (UCLA - 9, Arizona - 8, Arizona State - 2, Washington - 1, California - 1).

ENCORE! ENCORE!

Redshirt senior shortstop Maya Brady was named as one of the Pac-12 Conference's 20 selections to the preseason all-league team, as announced in February. Last season, Brady was honored as a USA Softball Collegiate Player of the Year Top 3 Finalist and became the ninth student-athlete in UCLA history to be named Pac-12 Player of the Year (18th time a UCLA player won the award, which ranks first among conference schools). She was honored as an NFCA First Team All-American for the second time in her career. Brady won the Pac-12 Batting Crown with a .456 average in the regular season.

PRESEASON RECOGNITION

Redshirt seniors Maya Brady and Sharlize Palacios and sophomores Megan Grant and Jordan Woolery were named to the USA Softball Collegiate Player of the Year Top 50 Watch List, as announced in January. UCLA ranked second in terms of representation on the list, trailing only Oklahoma who had six players listed. Recognized as the most distinguished individual honor in NCAA Division I Softball, two Bruins have received the honor a total of three times. Rachel Garcia was a back-to-back winner of the award following the 2018 and 2019 seasons, and Stacey Nuveman won the award in 2002. Additionally, Brady, Palacios, Grant and Woolery were selected to the Preseason All-Pac-12 Team.

SOPHOMORE STARS

Grant and Woolery, two NFCA Freshman of the Year Top 10 Finalists in 2023, look to repeat their successes in their sophomore campaigns. The duo each received NFCA All-American status last season (Grant to the Second Team and Woolery to the Third Team). In 2023, Grant and Woolery combined for 104 runs batted in which was the most by a freshman duo in UCLA history, surpassing the mark of 90 RBI set by Stacey Nuveman (71) and Courtney Dale (19) in 1997. The 104 RBI ranked second in the NCAA last season, trailing Indiana's Taryn Kern and Avery Parker (105 RBI).

LINEUP PRODUCTION RETURNING FOR 2024

UCLA returns much of its production from last year's lineup. The Bruins' returners in 2024 accounted for 75.9 percent of last season's runs batted in (252 RBI), 67.6 percent of last season's hits (353 H), 71.3 percent of last season's runs scored (261 R) and 87.8 percent of last season's home runs (58 HR). UCLA's top five RBI leaders from last season all return in 2024: Brady (59), Grant (58), Woolery (46), Palacios (33) and Savannah Pola (26).

PAIR OF PAC-12 BATTING CHAMPIONS

UCLA's roster totes two former Pac-12 Batting Champions in Brady and Meoño. Brady won the Pac-12 Batting Crown last year with a .456 batting average in the regular season. In Meoño's freshman year at Arizona in 2021, she earned the title with a .442 average. Meoño went on to earn NFCA Third Team All-American honors that season.

FOUR ALL-AMERICANS RETURN

Four returning UCLA players have earned NFCA All-American status in their careers: Maya Brady (2023, 2021), Megan Grant (2023), Janelle Meoño (2021) and Jordan Woolery (2023). Brady is the only active Bruin to have earned First Team All-American acclaim, doing so twice her redshirt freshman and redshirt junior seasons. Inouye-Perez has coached one three-time First Team All-American: Rachel Garcia (2018, 2019, 2021).

SECOND YEAR IN WESTWOOD

· Catcher Sharlize Palacios and outfielder Janelle Meoño enter their second seasons as Bruins after transferring to UCLA from Arizona in Summer 2022. Palacios was named to the Pac-12 All-Defensive Team for the second time in her career last season as UCLA's leader behind the dish. She also earned All-Pac-12 Second Team honors. Palacios' season was cut short due to a left hand injury sustained against Arizona State on a catcher's interference on April 22. Prior to the injury, Palacios hit for a .311 average and finished the season tied for third on the team with 10 home runs.

· Meoño finished 2023 on a high note with five multi-hit games over the final 17 games of the season. She played in 57 games and made 42 starts, including 37 in center field.

UCLA'S 2024 PITCHING STAFF

· Sophomore Taylor Tinsley is the lone returning pitcher from last year's staff which was headlined by Pac-12 Pitcher of the Year Megan Faraimo and All-Pac-12 Second Team selection Brooke Yanez. Tinsley totaled a 6-1 record with 57.1 innings pitched and a 1.47 earned run average in her debut season. Her top performances last season were a shutout victory over Texas A&M at the Mary Nutter Collegiate Classic on Feb. 25 (W, 3-0) and a no-hitter in her first career start against CSU Bakersfield on Feb. 11 (W, 8-0 in five innings). Tinsley's performance marked the first time a Bruin hurler tossed a no-hitter in their first career pitching appearance since Amanda Freed in 1999.

· Joining Tinsley in the circle are freshman Kaitlyn Terry (Glendale, Ariz.) and junior transfer Jada Cecil from UC San Diego. The left-handed Terry prepped at Greenway High School where she earned Arizona Gatorade Player of the Year twice as a senior in 2023 and sophomore in 2021. She finished her four-year career with a 62-9 record, 0.53 earned run average, 1,227 strikeouts over 511.1 innings pitched, 26 no-hitters and six perfect games. Terry, a two-way player, recorded a lifetime .626 batting average, 1.567 slugging percentage, 152 hits an 53 home runs for Greenway.

· Cecil earned Big West Pitcher of the Year honors in her freshman season with the Tritons in 2022 after posting a 20-5 record, 1.88 earned run average and a program-record 234 strikeouts. Cecil was coached by 2019 NCAA Champion and two-time Honda Cup winner Rachel Garcia while at UC San Diego.

HISTORY & TRADITION

· The Bruins have won a nation-leading 12 NCAA Championships and 13 total national championships (1978 AIAW title). UCLA has won a national title in every decade dating back to the 1970s, including the NCAA's first Division I Softball Championship in 1982. UCLA was the first program to repeat NCAA Championships in 1984 and 1985 and the first to three-peat in 1988, 1989 and 1990.

· UCLA has made a record 38 appearances in the NCAA Tournament, including 24 straight since 1999. UCLA owns an all-time NCAA Tournament record of 233-66 (.785). The 233 postseason wins are the most in NCAA history. UCLA's 31 Women's College World Series appearances lead all programs.

· UCLA leads all collegiate softball programs with 11 Honda Sport Award accolades and leads all NCAA Division I women's athletic programs, regardless of sport, with four Honda Cup awards: Lisa Fernandez (1993), Natasha Watley (2003) and the only two-time winner in the Cup's history, Rachel Garcia (2019, 2021).

· The UCLA softball program has been represented in each of the five Olympic Games sponsoring softball. A total of 14 former UCLA players have competed for the U.S. Olympic Team. UCLA's 17 total Olympians and nine different gold medal winners rank as the most among all college programs. The 17 Olympians have totaled 32 medals, including 16 gold medals.

UCLA'S CAREER HITS LIST

Redshirt senior **Maya Brady** cracked the top 50 on UCLA's career hits list in 2023. She needs 38 more hits to crack the top 10.

No.	Player	Hits
1.	Natasha Watley (2000-03)	395
2.	Briana Perez (2018-22)	328
3.	Stacey Nuvelman (1997, 99, 01-02)	322
4.	Kylee Perez (2015-18)	301
5.	Kelly Howard (1993-96)	288
6.	Lisa Fernandez (1990-93)	287
7.	Tairia Mims (2000-03)	276
8.	Stephany LaRosa (2012-15)	275
9.	Katie Schroeder (2008-12)	274
10.	Delaney Spaulding (2014-17)	272
11.	GiOnna DiSalvatore (2008-11)	264
12.	Amanda Freed (1999-02)	262
13.	Aaliyah Jordan (2018-23)	261
	Yvonne Gutierrez (1989-92)	261
15.	Allexis Bennett (2013-16)	259
16.	B.B. Bates (2010-13)	254
17.	Andrea Harrison (2009-12)	251
18.	Alleah Poulson (1994-96)	250
19.	Shanna Flynn (1988-91)	249
20.	Julie Marshall (1996-00)	243
21.	Jennifer Brundage (1992-95)	240
22.	Claire Sua (2001-04)	237
23.	Bubba Nickles (2017-19, 21)	235
	Andrea Duran (2003-06)	235
25.	<b>Maya Brady (2020-Pres.)</b>	<b>234</b>
26.	Kinsley Washington (2018-22)	233

27.	Jodie Legaspi (2004-07)	230
	Christie Ambrosi (1996-99)	228
29.	Caitlin Benyi (2003-06)	227
	Julie Adams (1996-00)	227
31.	Janice Parks (1986-89)	224
32.	Krista Colburn (2005-08)	222
33.	Ally Carda (2012-15)	220
	Megan Langenfeld (2007-10)	220
35.	Stephanie Ramos (2001-04)	219
36.	Rachel Garcia (2016-19, 21)	214
37.	Courtney Dale (1997-01)	197
38.	Nicole Odom (1994-98)	196
39.	Gabrielle Maurice (2014-17)	194
40.	Samantha Camuso (2008-12)	184
	Emily Zaplatosch (2003-06)	184
	Kathi Evans (1992-95)	184
43.	Madeline Jelenicki (2015-18)	182
44.	Mysha Sataraka (2013-16)	178
45.	Lisa Dodd (2004-07)	176
46.	Kristy Howard (1990-93)	175
47.	Gina Holmstrom (1984-87)	174
48.	Kelli Godin (2019-23)	170
49.	Missy Phillips (1988-91)	166

UCLA CAREER HOME RUNS

No.	Name	Years	GP	HR
1.	Stacey Nuvelman	1997, 99, 01-02	264	90
2.	Stephany LaRosa	2012-15	231	66
3.	Tairia Mims	2000-03	252	61
	Delaney Spaulding	2014-17	243	61
5.	<b>Maya Brady</b>	<b>2020-Pres.</b>	<b>217</b>	<b>60</b>
6.	Caitlin Benyi	2003-06	223	55
	Andrea Harrison	2009-12	225	55
	B.B. Bates	2010-13	231	55
9.	Claire Sua	2001-04	240	50
10.	Mysha Sataraka	2013-16	210	47

UCLA CAREER RUNS SCORED

No.	Name	Years	GP	R
1.	Briana Perez	2018-22	264	263
2.	Natasha Watley	2000-03	251	252
3.	Delaney Spaulding	2014-17	243	238
4.	Katie Schroeder	2008-12	230	199
5.	<b>Maya Brady</b>	<b>2020-Pres.</b>	<b>217</b>	<b>191</b>
	Kylee Perez	2015-18	245	191
7.	Stephany LaRosa	2012-15	231	185
8.	Amanda Freed	1999-02	250	182
9.	GiOnna DiSalvatore	2008-11	229	177
10.	Allexis Bennett	2013-16	210	175

UCLA CAREER RBI

No.	Name	Years	GP	RBI
1.	Stacey Nuvelman	1997, 99, 01-02	264	299
2.	Delaney Spaulding	2014-17	243	229
3.	Tairia Mims	2000-03	252	228
	Stephany LaRosa	2012-15	231	228
5.	Aaliyah Jordan	2018-23	236	213
6.	<b>Maya Brady</b>	<b>2020-Pres.</b>	<b>217</b>	<b>208</b>
7.	Julie Marshall	1996-97, 99-00	246	203
8.	Briana Perez	2018-22	264	199
	B.B. Bates	2010-13	231	197
10.	Claire Sua	2001-04	240	196

UCLA CAREER SLUGGING PERCENTAGE

No.	Name	Years	TB-AB	SLG
1.	Stacey Nuvelman	1997, 99, 01-02	653-691	.945
2.	Stephany LaRosa	2012-15	535-709	.755
3.	<b>Maya Brady</b>	<b>2020-Pres.</b>	<b>464-625</b>	<b>.742</b>
4.	Delaney Spaulding	2014-17	531-737	.720
5.	Tairia Mims	2000-03	532-740	.719

UCLA TOTAL BASES

No.	Name	Years	GP	TB
1.	Stacey Nuvelman	1997, 99, 01-02	264	653
2.	Briana Perez	2018-22	264	536
3.	Stephany LaRosa	2012-15	231	535
4.	Tairia Mims	2000-03	252	532
5.	Delaney Spaulding	2014-17	243	531
6.	Natasha Watley	2000-03	251	527
7.	Andrea Harrison	2009-12	225	467
	B.B. Bates	2010-13	231	467
9.	<b>Maya Brady</b>	<b>2020-Pres.</b>	<b>217</b>	<b>464</b>
10.	Aaliyah Jordan	2018-23	236	460

UCLA IN PINCH HITTING SCENARIOS

UCLA is batting .333 (6-for-18) in pinch hitting situations this season. Five Bruins have been called upon to pinch hit.

Player	AVG (H-AB)	HR	RBI
Madison Pacini	.600 (3-5)	0	1
Taylor Stephens	.200 (1-5)	1	2
Ramsey Suarez	.200 (1-5)	0	1
Thessa Malau'ulu	.500 (1-2)	0	1
Addison Mettler	.000 (0-1)	0	0

PINCH-HIT HOME RUNS THIS SEASON (1)

Player	Opponent	Date
Taylor Stephens	Weber State	3/2/24

PLAYER RANKINGS IN THE NCAA	
<b>Maya Brady</b>	
Runs Batted In	t-32nd (30)
Slugging Percentage	77th (.750)
<b>Janelle Meoño</b>	
Runs Per Game	42nd (1.05)
<b>Sharlize Palacios</b>	
Slugging Percentage	55th (.780)
Home Runs	t-58th (7)
<b>Kaitlyn Terry</b>	
Shutouts	22nd (3)
Victories	t-58th (8)
Strikeouts Per 7 IP	67th (7.7)
<b>Taylor Tinsley</b>	
Strikeouts	24th (84)
Strikeout-to-Walk Ratio	24th (6.00)
Strikeouts Per 7 IP	42nd (8.2)
Saves	t-49th (2)
TEAM RANKINGS IN THE NCAA	
<b>HITTING</b>	
On-Base Percentage	27th (.405)
Runs Per Game	35th (6.09)
Slugging Percentage	36th (.495)
Home Runs Per Game	36th (1.00)
Batting Average	37th (.315)
<b>PITCHING</b>	
Strikeouts	t-28th (157)
Strikeout-to-Walk Ratio	52nd (2.53)
Earned Run Average	118th (3.31)
PLAYER RANKINGS IN THE PAC-12	
<b>Maya Brady</b>	
Runs Batted In	t-3rd (30)
Slugging Percentage	4th (.750)
On-Base Percentage	6th (.488)
Home Runs	t-9th (6)
Extra-Base Hits	t-9th (12)
Runs Scored	t-9th (21)
Batting Average	t-10th (.382)
<b>Megan Grant</b>	
Batting Average	13th (.379)
On-Base Percentage	23rd (.434)
Runs Batted In	t-23rd (16)
<b>Thessa Malau'ulu</b>	
On-Base Percentage	12th (.460)
<b>Sharlize Palacios</b>	
Slugging Percentage	3rd (.780)
Home Runs	t-3rd (7)
Runs Batted In	t-7th (21)
Extra-Base Hits	t-11th (10)
Batting Average	t-21st (.356)
<b>Kaitlyn Terry</b>	
Wins	t-4th (8)
Strikeouts Per 7 IP	5th (7.67)
Strikeouts	7th (57)
Strikeouts <i>(among Pac-12 freshmen)</i>	2nd (57)
Complete Games	t-7th (4)
Earned Run Average	7th (2.42)
Earned Run Average <i>(among Pac-12 freshmen)</i>	2nd (2.42)
<b>Taylor Tinsley</b>	
Strikeouts	2nd (84)
Complete Games	t-3rd (6)
Strikeouts Per 7 IP	4th (8.24)
Earned Run Average	5th (1.96)
Innings Pitched	8th (71.1)
TEAM RANKINGS IN THE PAC-12	
<b>HITTING</b>	
On-Base Percentage	3rd (.405)
Slugging Percentage	4th (.495)
Home Runs	5th (23)
Runs Batted In	6th (131)
Runs Scored	6th (140)
Batting Average	6th (.315)
Extra-Base Hits	8th (50)
Hits	9th (175)
<b>PITCHING</b>	
Strikeouts	3rd (157)
Strikeouts Per 7 IP	3rd (7.63)
Earned Run Average	7th (3.31)
WHIP	7th (1.47)

### CHANGES TO THE STAFF

UCLA announced the addition of assistant coach Rob Schweyer to the staff in November 2023. Schweyer will oversee the Bruins' pitching staff in 2024. He is an active men's professional fastpitch competitor and will be inducted into the International Softball Congress (ISC) Hall of Fame in 2024. Schweyer has worked the last 14 years as a personal pitching instructor and helped develop UCLA softball pitchers Megan Faraimo (2019-23), Brooke Yanez (2023) and Taylor Tinsley (2023-Pres.). The Mark Kalmansohn Associate Head Softball Coach Lisa Fernandez now works primarily with the Bruins' hitters and infield. Fernandez spent the last several seasons working with UCLA's pitching staff. Will Oldham transitions from his role as volunteer assistant in 2023 to volunteer director of player development and data analytics. In 2023, Oldham specialized in scouting and with the slappers hitting group.

### OVERVIEW OF LAST SEASON

- UCLA's 52 regular-season wins were its most since 2001 and fourth-most in the history of the program. The 52 regular-season wins were also the most in the NCAA last season. The season was highlighted by a 25-game winning streak which ended in the Pac-12 Tournament championship game on May 13 (lost to Utah, 7-4). The winning streak was tied for the longest of Inouye-Perez's career.
- UCLA captured its 17th regular-season conference title and its 12th as a member of the Pac-10/12 Conference in 2023. The Bruins went 21-3 in league play and closed the regular-season slate on a 17-conference game winning streak which was their longest in a single season since 2002. The 21 conference wins were UCLA's most in a season since 1999.
- UCLA was one of just three teams to not drop a conference series in 2023 (Oklahoma and Florida State). For the second time in the last 20 years, UCLA took the season series against every Pac-12 opponent (2021).
- UCLA ranked top 10 nationally in both batting average (2nd, .336) and earned run average (8th, 1.69) in 2023. The only other Power 5 program to accomplish that feat was Oklahoma.
- UCLA ranked top two in the Pac-12 in essentially every hitting and statistical category. UCLA was top two in the Pac-12 in earned run average for the sixth consecutive year, finishing second with a 1.69 mark behind Stanford. UCLA's pitching staff ranked first in opposing batting average (.189) and shutouts (21), and was second in strikeouts (416) and strikeout-to-walk ratio (4.89). Both marks trailed Stanford. The Bruins' bats led the Pac-12 in average (.336) and slugging percentage (.523).
- Brady (.448 avg., 59 RBI, 18 HR) was named a USA Softball Player of the Year Top 3 Finalist and was honored as the 2023 Pac-12 Player of the Year. She became the ninth UCLA player to win the prestigious Player of the Year award and the first Bruin recipient since Rachel Garcia who won the award three years in a row from 2018-21.
- Faraimo (29-3, 1.42 ERA, 232 SO) was recognized as the Pac-12 Pitcher of the Year for the second consecutive season, accomplishing that feat for the first time in program history. She was also named a USA Softball Player of the Year Top 10 Finalist.
- Woolery (.390 avg., 46 RBI, 10 HR) and Grant (.333 avg., 58 RBI, 15 HR) were named to the NFCA Freshman of the Year Top 10 List. UCLA was one of two programs with a duo on the list (Duke). Woolery was also honored as the Pac-12 Freshman of the Year, becoming the ninth Bruin to win that award and first since Faraimo in 2018.
- Kelly Inouye-Perez rounded out the 2023 conference trophy case, being selected for her third Pac-12 Coach of the Year award (2010, 2012). Inouye-Perez is now tied with her predecessor and fellow UCLA Athletic Hall of Famer Sue Enquist with three conference coach of the year honors.

### UCLA'S RECORD WHEN...

Overall	17-6
Pac-12	3-0
Non-Conference	15-6
Home	8-3
Away	0-0
Neutral	9-3
Day games	14-4
Night games	3-2
vs. Lefty starter	7-1
vs. Righty starter	10-5
1-run games	6-2
2-run games	0-1
5+ run games	7-3
Extra innings	0-0
Shutouts	5-2

### When UCLA scores...

0-2 runs	1-5
3-5 runs	1-1
6-9 runs	11-0
10+ runs	4-0

### When the opponent scores...

0-2 runs	11-1
3-5 runs	2-2
6-9 runs	3-2
10+ runs	1-1

### Inning breakdown

UCLA scored in 1st inning	9-0
Opponent scored in 1st inning	5-4
UCLA scores first	9-1
Opponent scores first	8-5
After fourth, leading	13-1
trailing	2-5
tied	2-0
After fifth, leading	7-1
trailing	3-3
tied	2-0
After sixth, leading	8-0
trailing	2-4
tied	0-0

### Miscellaneous statistics

Hit 0 home runs	3-6
Hit 1 home run	8-0
Hit 2+ home runs	6-0
Opponent hit 0 home runs	9-1
Opponent hit 1 home run	5-2
Opponent hit 2+ home runs	3-3
Made 0 errors	9-2
Made 1 error	4-1
Made 2+ errors	4-3
Opponent made 0 errors	6-3
Opponent made 1 error	9-3
Opponent made 2+ errors	2-0

### UCLA's record in

February	7-5
March	10-1
April	0-0
May	0-0
June	0-0

### UCLA's record on

Monday	0-0
Tuesday	1-0
Wednesday	0-0
Thursday	0-0
Friday	6-3
Saturday	7-2
Sunday	3-1

### UCLA's record when

Jada Cecil starts	3-1
Kaitlyn Terry starts	8-0
Taylor Tinsley starts	6-5

### SCORE BY INNING

	1	2	3	4	5	6	7	8+	Total
UCLA	22	19	20	25	26	20	8	0	140
Opponents	14	13	12	16	18	9	8	0	90

13-TIME NATIONAL CHAMPIONS (AIAW - 1978; NCAA - 1982, 1984, 1985, 1988, 1989, 1990, 1992, 1999, 2003, 2004, 2010, 2019)



BRADY BULLETS FROM 2023

- Brady was one of just five players in the NCAA to rank top 20 in batting average (8th, .448 avg.), home runs (t-14th, 18 HR) and runs batted in (t-17th, 59 RBI). Also on that list were Valerie Cagle (Clemson), Tiare Jennings (Oklahoma), Autumn Owen (Marshall) and Skylar Wallace (Florida).
- Brady's elite 2023 campaign ranks as one of the best in program history. In UCLA's single-season record book, Brady's .866 slugging percentage ranks seventh and her .448 batting average and 18 home runs rank 11th. The Thousand Oaks, Calif. native's .866 slugging mark was the best by a Bruin in 13 seasons since Megan Langenfeld's 1.085 mark in 2010.
- Brady homered in four straight games from April 8-16. She is the fifth Bruin ever to accomplish that feat and first since Stephany LaRosa who tied the school record with a homer in five straight games (2015). Also homering in four-plus straight games were B.B. Bates (2013), Samantha Camuso (2010) and Stacey Nuveman (1997).
- Brady recorded four multi-homer games in 2023 which is tied for second all-time by a Bruin in a single season. The last UCLA player to record four multi-homer games in a single season was B.B. Bates in 2013. Also tied at that mark are Megan Langenfeld and Andrea Harrison who each record four multi-homer games in the Bruins' 2010 NCAA Championship season. Current San Diego State head coach Stacey Nuveman Deniz holds the single-season record for multi-homer games with seven in 1999.
- At last year's Stacy Winsberg Memorial Tournament, Brady broke a 24-year-old program record with 11 consecutive hits. UCLA Athletic Hall of Famers Lisa Fernandez (March 1993) and Stacey Nuveman (Feb. 1999). In total, Brady opened the first week of 2023 going 13-for-16 with 13 RBI and four home runs to earn her NFCA Player of the Week honors.

CHEF SERVING APPETIZERS

Megan Grant, known by the nickname of "Chef," belted three lead-off home runs in her freshman 2023 season. Grant homered to leadoff the UCLA's NCAA Regional contest versus Liberty on May 20. She took over leadoff duties on April 2 versus then-No. 6 Stanford and recorded her first lead-off blast in the game. She stayed in that role to finish the season (25 games). In that span, Grant led UCLA with 16 extra-base hits and 23 runs batted in and ranked second with a .818 slugging percentage. Grant's other leadoff home run occurred in the series finale at then-No. 23 Utah on April 30.

BRUINS ON TEAM USA

- Returners Brady, Grant and Woolery and alumnae Megan Faraimo and Ally Carda all represented Team USA internationally during Summer 2023.
- Brady competed alongside Faraimo and Carda at the 2023 WBSC World Cup Group Stage in Dublin, Ireland in July where she tallied five RBI and scored four runs to help Team USA punch its ticket to the XVII WBSC World Cup Final, which will be held in 2024. She scored the game-winning run versus Australia to advance into the final game. Brady started at first base in all four games.
  - Grant and Woolery were two of 16 players selected to the 2023 Japan All-Star Series roster. Grant went 4-for-6 with two home runs, three RBI and three runs scored in Team USA's 12-11 extra-inning victory over Team Japan in game one. Grant started all three games in right field.

FARAIMO: ROOKIE OF THE YEAR

Megan Faraimo (2019-23) was named Athletes Unlimited Rookie of the Year after a breakout season in Summer 2023. Faraimo's debut season was highlighted by the second no-hitter in league history on May 6. In 12 appearances and 53.0 total innings, the former two-time Pac-12 Pitcher of the Year posted a 3-3 record with 46 strikeouts and a 2.87 earned run average. She finished the year ranking seventh in Athletes Unlimited in points with 1,214. Faraimo, who concluded her UCLA career last May third on the Bruins' all-time wins list (101) and strikeouts list (1,000), continues her professional journey overseas in several leagues, looking to grow the game. She will also continue competing in USA Softball events.

LEADING THE WAY

- UCLA has finished 1st or 2nd in the Pac-12 in each of the last eight seasons under Inouye-Perez.
- Inouye-Perez led UCLA to the WCWS seven seasons in a row from 2015-22.
- Inouye-Perez has made the postseason every year of her head coaching career (17 seasons).
- Inouye-Perez has earned at least 19 conference wins in each of the last four seasons, the most by any Pac-12 coach.
- Inouye-Perez has picked up at least 40 wins in each of the last nine seasons dating back to 2013 (excludes 2020).
- Inouye-Perez has led UCLA to eight 50-win seasons in her 17 years as head coach.

WELCOME TO THE HALL, COACH II

Head coach Kelly Inouye-Perez became the 20th member of the UCLA softball program to be inducted into the UCLA Athletic Hall of Fame in Fall 2022. She joins her associate head coach and lifelong friend Lisa Fernandez. The only person ever to win a NCAA Softball Championship as both a player and coach, Inouye-Perez has been affiliated with eight of UCLA softball's 12 NCAA championships – two as head coach (2010, 2019), three as an assistant coach (1999, 2003, 2004) and three as a player (1989, 1990, 1992).

B'ANN BURNS INDUCTED INTO UCLA ATHLETIC HALL OF FAME

A feared pitcher for the UCLA softball team from 1994-97, B'Ann Burns Jacobs became the 21st member of the UCLA softball program to be inducted into the UCLA Athletic Hall of Fame in Fall 2023. Burns appeared in the Women's College World Series every season she played. She earned NFCA First Team All-America honors in 1996 and Second Team acclaim in 1997 and was a three-time All-Pac-10 selection. Burns tossed four career solo no-hitters and six combined no-hitters and led the team in wins every season, including a 31-win junior campaign that ranks eighth in school history. She finished her Bruin career with a 1.49 earned run average and 591 strikeouts and set a then-school record with 96 career wins, surpassing Lisa Fernandez' benchmark of 94. She remains ranked third all-time at UCLA with 98 complete games, fourth with 767.1 innings pitched and seventh with 96 wins and 131 appearances.

MULTIPLE HIT GAMES					
PLAYER	2	3	4	5+	TOTAL
Brady, Maya	8	1	-	-	9
Grant, Megan	5	2	-	-	7
Palacios, Sharlize	5	1	-	-	6
Woolery, Jordan	2	2	-	-	4
Meoño, Janelle	2	1	-	-	3
Allchin, Jadelyn	2	1	-	-	3
Malau'ulu, Thessa	2	-	-	-	2
Pola, Savannah	2	-	-	-	2
Stephens, Taylor	1	-	-	-	1
Ramirez, Alexis	1	-	-	-	1
TEAM	30	8	0	0	38

MULTIPLE RBI GAMES					
PLAYER	2	3	4	5+	TOTAL
Brady, Maya	6	1	-	2	9
Allchin, Jadelyn	4	1	-	-	5
Palacios, Sharlize	2	1	1	1	5
Grant, Megan	3	2	-	-	5
Woolery, Jordan	2	1	1	-	4
Pola, Savannah	1	1	-	-	2
Malau'ulu, Thessa	2	-	-	-	2
Stephens, Taylor	1	-	-	-	1
Suarez, Ramsey	1	-	-	-	1
TEAM	22	7	2	3	34

HITTING STREAKS		
PLAYER	LONGEST	CURRENT
Brady, Maya	6	-
Palacios, Sharlize	6	2
Grant, Megan	6	3
Malau'ulu, Thessa	5	-
Allchin, Jadelyn	5	-
Ramirez, Alexis	4	-
Woolery, Jordan	4	1
Meoño, Janelle	4	2
Stephens, Taylor	3	1
Pola, Savannah	2	1
Curo, Seneca	2	1
Suarez, Ramsey	2	1
Castro, Jayla	2	2
Pacini, Madison	2	2
Mettler, Addison	1	1

REACHED BASE STREAKS		
PLAYER	LONGEST	CURRENT
Meoño, Janelle	14	14
Allchin, Jadelyn	11	11
Grant, Megan	7	3
Brady, Maya	7	-
Palacios, Sharlize	6	3
Malau'ulu, Thessa	5	-
Woolery, Jordan	5	1
Curo, Seneca	4	4
Ramirez, Alexis	4	-
Suarez, Ramsey	4	2
Stephens, Taylor	3	1
Pacini, Madison	3	3
Pola, Savannah	2	1
Castro, Jayla	2	2
Mettler, Addison	1	1

## 2023 HONOR ROLL

### USA SOFTBALL PLAYER OF THE YEAR FINALIST

Maya Brady (Top 3)  
Megan Faraimo (Top 10)

### NFCA FRESHMAN OF THE YEAR FINALISTS (TOP 10)

Megan Grant  
Jordan Woolery

### NFCA ALL-AMERICANS

Maya Brady (1st Team, Shortstop)  
Megan Faraimo (1st Team, Pitcher)  
Megan Grant (2nd Team, Third Base)  
Jordan Woolery (2nd Team, First Base)

### NFCA WEST ALL-REGION

Maya Brady (1st Team, Shortstop)  
Megan Faraimo (1st Team, Pitcher)  
Megan Grant (1st Team, Third Base)  
Sharlize Palacios (1st Team, Catcher)  
Jordan Woolery (1st Team, First Base)  
Brooke Yanez (1st Team, Pitcher)  
Kennedy Powell (2nd Team, Outfield)  
Savannah Pola (3rd Team, Utility)

### PAC-12 PLAYER OF THE YEAR

Maya Brady

### PAC-12 PITCHER OF THE YEAR

Megan Faraimo

### PAC-12 FRESHMAN OF THE YEAR

Jordan Woolery

### PAC-12 COACH OF THE YEAR

Kelly Inouye-Perez

### ALL-PAC-12 FIRST TEAM

Maya Brady  
Megan Faraimo  
Megan Grant  
Jordan Woolery

### ALL-PAC-12 SECOND TEAM

Sharlize Palacios  
Brooke Yanez

### ALL-PAC-12 THIRD TEAM

Savannah Pola  
Anna Vines

### PAC-12 ALL-FRESHMAN TEAM

Megan Grant  
Kennedy Powell  
Taylor Tinsley  
Jordan Woolery

### PAC-12 ALL-DEFENSIVE TEAM

Sharlize Palacios

### PAC-12 TOM HANSEN MEDAL RECIPIENT

Maya Brady

### AAU SULLIVAN AWARD SEMIFINALIST

Maya Brady

### NFCA NATIONAL PLAYER OF THE WEEK

Maya Brady (Feb. 14)

### NFCA NATIONAL PITCHER OF THE WEEK

Megan Faraimo (March 20)

### PAC-12 PLAYER OF THE WEEK

Maya Brady (2x: April 17, Feb. 14)  
Aaliyah Jordan (April 3)

### PAC-12 PITCHER OF THE WEEK

Megan Faraimo (4x: April 3, March 27, March 20, Feb. 14)  
Brooke Yanez (March 13)

### PAC-12 FRESHMAN OF THE WEEK

Megan Grant (2x: April 17, March 13)  
Taylor Tinsley (Feb. 14)

## WALK-OFF WINS (3)

### March 12, 2024 vs. Rutgers (W, 7-6)

The Bruins went to the bottom half of the seventh with a 6-6 tie game after Kaitlyn Terry surrendered a three spot to the Scarlet Knights in the top half. UCLA's 6-7-8 hitters were due up to lead off the inning. Thessa Malau'ulu, pinch hitter Madison Pacini and Janelle Meoño all worked walks to put the game-winning run 60 feet away from home. The Bruins' lead-off hitter, Jadelyn Allchin, smacked the first pitch she saw into the right-center gap to score the walk-off run.

### March 9, 2024 vs. Utah (W, 6-5)

In front of a sold-out crowd and its 1984 NCAA Champions in the house, UCLA faced a 5-4 deficit in the seventh inning. The rally started with a nine-pitch walk to redshirt senior Seneca Curo, who was down 0-2 early in the at-bat and managed to foul off three pitches. A productive ground out by Janelle Meoño moved Curo's pinch runner, Liesl Osteen, into scoring position. The next batter was red-hot Jadelyn Allchin who was coming off her third home run of the year in game one of the series on March 8. With two outs, Allchin delivered a game-tying, RBI single that soared past the outstretched jump of Utah's shortstop and into left field. Two walks to Maya Brady and Jordan Woolery loaded the bases with nowhere to put sophomore Megan Grant. On a 3-1 count, Grant recorded the game-winning hit in with a walk-off single through the 5-6 hole to score Allchin from third base.

### February 23, 2024 vs. Nebraska (W, 9-8)

The Bruins were tasked with overcoming an 8-4 Cornhuskers lead with one out in the bottom of the seventh. Megan Grant and Sharlize Palacios ignited the rally with back-to-back singles. Jadelyn Allchin pounded an RBI double to score Liesl Osteen, who pinch ran for Grant. A walk to Thessa Malau'ulu in the next at-bat loaded the bases for Ramsey Suarez. Suarez hit a routine ground ball to second base that skipped between the Nebraska fielder's legs and into the right field, scoring two runs to cut the lead to just one run, 8-7. Taylor Stephens came up clutch with her first hit of the season on a single into right field to score the game-tying run. The next batter, Maya Brady, continued the parade of hits with a single up the middle to score the walk-off run.



# OVERALL STATISTICS

Overall: 17-6    Home: 8-3    Away: 0-0    Neutral: 9-3    Pac-12: 3-0

Player	avg	gp-gs	ab	r	h	2b	3b	hr	rbi	tb	slg%	bb	hp	so	gdp	ob%	sf	sh	sb-att	po	a	e	fld%
3 Meono, Janelle	.455	19-14	33	20	15	0	1	0	2	17	.515	9	0	1	0	.571	0	0	3-3	17	1	0	1.000
7 Brady, Maya	.382	23-23	68	21	26	5	1	6	30	51	.750	13	2	5	0	.488	1	0	0-1	34	38	10	.878
43 Grant, Megan	.379	23-23	66	12	25	5	1	2	16	38	.576	6	2	13	0	.434	2	0	0-0	51	1	3	.945
13 Palacios, Sharlize	.356	23-23	59	14	21	2	1	7	21	46	.780	7	1	12	1	.426	1	0	0-0	121	15	0	1.000
24 Malau'ulu, Thessa	.341	20-17	41	12	14	4	0	0	8	18	.439	8	1	6	0	.460	0	0	0-1	17	15	2	.941
15 Woolery, Jordan	.323	23-23	62	9	20	3	0	2	15	29	.468	10	0	11	2	.405	2	0	0-0	82	15	0	1.000
40 Allchin, Jadelyn	.290	23-23	62	17	18	2	0	3	16	29	.468	8	3	10	0	.387	2	1	2-2	26	2	0	1.000
22 Stephens, Taylor	.241	17-11	29	5	7	0	0	1	6	10	.345	2	1	6	0	.313	0	0	0-1	9	1	0	1.000
5 Pola, Savannah	.196	20-19	51	5	10	0	0	1	8	13	.255	9	0	5	0	.311	1	0	1-1	21	20	1	.976
31 Suarez, Ramsey	.167	16-7	24	1	4	1	0	0	4	5	.208	2	1	5	0	.250	1	0	0-0	0	0	0	.000
11 Curo, Seneca	.125	13-11	24	4	3	0	0	0	1	3	.125	3	0	7	0	.222	0	1	1-1	15	15	2	.938
-----																							
28 Ramirez, Alexis	.455	5-5	11	3	5	1	0	1	2	9	.818	1	0	2	0	.500	0	0	0-0	16	2	0	1.000
52 Pacini, Madison	.333	10-3	12	0	4	0	0	0	1	4	.333	2	0	3	1	.429	0	0	0-0	0	0	0	.000
26 Castro, Jayla	.333	4-3	6	0	2	0	0	0	0	2	.333	0	0	1	0	.333	0	0	0-0	17	1	0	1.000
88 Mettler, Addison	.167	4-2	6	0	1	0	0	0	1	1	.167	0	0	2	0	.167	0	0	0-0	4	0	1	.800
25 McNulty, Mia	.000	1-0	1	1	0	0	0	0	0	0	.000	0	0	0	0	.000	0	0	0-0	2	0	0	1.000
56 Osteen, Liesl	.000	13-0	0	8	0	0	0	0	0	0	.000	0	0	0	0	.000	0	0	1-1	0	0	0	.000
30 Hatch, Lauren	.000	15-0	0	5	0	0	0	0	0	0	.000	0	0	0	0	.000	0	0	2-2	0	0	0	.000
4 Pinedo, Rylee	.000	4-0	0	2	0	0	0	0	0	0	.000	0	0	0	0	.000	0	0	0-0	0	0	0	.000
44 Blunt, Kate	.000	2-0	0	1	0	0	0	0	0	0	.000	0	0	0	0	.000	0	0	0-0	0	0	0	.000
Totals	.315	23	555	140	175	23	4	23	131	275	.495	80	11	89	4	.405	10	2	10-13	432	138	21	.964
Opponents	.259	23	579	90	150	24	0	23	82	243	.420	62	13	157	1	.342	4	6	8-13	397	138	17	.969

LOB - Team (121), Opp (142). DPs turned - Team (4), Opp (10). IBB - Team (2), Palacios 1, Grant 1, Opp (2).

## (All games Sorted by Earned run avg)

Player	era	w-l	app	gs	cg	sho	sv	ip	h	r	er	bb	so	2b	3b	hr	b/avg	wp	hp	bk	sfa	sha
23 Tinsley, Taylor	1.96	6-5	15	11	6	2/0	2	71.1	72	31	20	14	84	12	0	12	.251	1	6	0	1	4
55 Terry, Kaitlyn	2.42	8-0	15	8	4	3/0	0	52.0	44	26	18	24	57	4	0	3	.220	1	3	0	1	2
51 Cecil, Jada	9.10	3-1	8	4	0	0/0	0	20.0	32	29	26	20	16	8	0	7	.360	1	4	0	1	0
-----																						
10 Ficke, Mackenzie	42.00	0-0	1	0	0	0/0	0	0.2	2	4	4	4	0	0	0	1	.667	0	0	0	1	0
Totals	3.31	17-6	23	23	10	5/0	2	144.0	150	90	68	62	157	24	0	23	.259	3	13	0	4	6
Opponents	6.40	6-17	23	23	7	2/0	2	132.1	175	140	121	80	89	23	4	23	.315	10	11	0	10	2

PB - Team (2), Palacios 1, Castro 1, Opp (2). SBA/ATT - Palacios (6-10), Tinsley (3-5), Terry (3-4), Cecil (2-4), Ramirez (1-2), Castro (1-1).

## STARTERS SUMMARY

		Position											Batting Order									
Player	GS	p	c	1b	2b	3b	ss	lf	cf	rf	of	dh	1st	2nd	3rd	4th	5th	6th	7th	8th	9th	
7 Brady, Maya	23	.	.	.	.	.	23	.	.	.	.	.	14	7	2	.	.	.	.	.	.	
40 Allchin, Jadelyn	23	.	.	.	.	.	.	12	9	2	.	.	4	8	2	.	.	.	4	3	2	
43 Grant, Megan	23	.	.	6	.	.	.	4	.	13	.	.	.	1	1	17	4	.	.	.	.	
13 Palacios, Sharliz	23	.	18	.	.	.	.	.	.	.	5	.	.	.	2	2	16	3	.	.	.	
15 Woolery, Jordan	23	.	.	17	.	6	.	.	.	.	.	.	.	.	13	4	3	3	.	.	.	
5 Pola, Savannah	19	.	.	.	10	.	.	1	.	5	3	.	2	7	.	.	.	6	3	.	1	
24 Malau'ulu, Thess	17	.	.	.	.	17	.	.	.	.	.	.	.	.	.	.	.	1	9	1	6	
3 Meono, Janelle	14	.	.	.	.	.	.	14	.	.	.	.	3	.	.	.	.	.	.	.	11	
23 Tinsley, Taylor	11	11	.	.	.	.	.	.	.	.	.	.	.	.	.	.	.	.	.	.	.	
22 Stephens, Taylor	11	.	.	.	2	.	.	6	.	1	2	.	.	.	.	.	.	2	2	3	4	
11 Curo, Seneca	11	.	.	.	11	.	.	.	.	.	.	.	.	.	.	.	.	1	2	7	1	
55 Terry, Kaitlyn	8	8	.	.	.	.	.	.	.	.	.	.	.	.	.	.	.	.	.	.	.	
31 Suarez, Ramsey	7	.	.	.	.	.	.	.	.	.	7	.	.	.	.	.	.	2	3	2	.	
28 Ramirez, Alexis	5	.	2	.	.	.	.	.	.	2	1	.	.	.	3	.	.	1	1	.	.	
51 Cecil, Jada	4	4	.	.	.	.	.	.	.	.	.	.	.	.	.	.	.	.	.	.	.	
26 Castro, Jayla	3	.	3	.	.	.	.	.	.	.	.	.	.	.	.	.	.	.	.	3	.	
52 Pacini, Madison	3	.	.	.	.	.	.	.	.	.	3	.	.	.	.	.	.	.	.	3	.	
88 Mettler, Addison	2	.	.	.	.	.	.	.	.	.	2	.	.	.	.	.	.	.	.	2	.	

# PAC-12 STATISTICS

Overall: 3-0

Home: 3-0

Away: 0-0

Player	avg	gp-gs	ab	r	h	2b	3b	hr	rbi	tb	slg%	bb	hp	so	gdp	ob%	sf	sh	sb-att	po	a	e	fld%
7 Brady, Maya	.667	3-3	6	4	4	0	0	2	8	10	1.667	4	0	0	0	.800	0	0	0-0	7	1	0	1.000
15 Woolery, Jordan	.429	3-3	7	2	3	0	0	0	0	3	.429	3	0	1	1	.600	0	0	0-0	4	6	0	1.000
3 Meono, Janelle	.400	3-3	5	3	2	0	0	0	0	2	.400	2	0	0	0	.571	0	0	0-0	3	0	0	1.000
22 Stephens, Taylor	.400	3-1	5	2	2	0	0	0	0	2	.400	0	0	0	0	.400	0	0	0-0	0	0	0	.000
40 Allchin, Jadelyn	.375	3-3	8	6	3	0	0	1	3	6	.750	1	2	1	0	.545	0	0	0-0	3	0	0	1.000
31 Suarez, Ramsey	.167	3-2	6	0	1	1	0	0	2	2	.333	0	0	1	0	.167	0	0	0-0	0	0	0	.000
43 Grant, Megan	.143	3-3	7	1	1	0	0	0	2	1	.143	1	1	1	0	.300	1	0	0-0	13	0	1	.929
13 Palacios, Sharlize	.111	3-3	9	1	1	0	0	1	3	4	.444	0	0	2	1	.111	0	0	0-0	22	2	0	1.000
11 Curo, Seneca	.000	3-3	5	1	0	0	0	0	0	0	.000	2	0	2	0	.286	0	0	0-0	4	5	1	.900
5 Pola, Savannah	.000	2-2	5	1	0	0	0	0	0	0	.000	1	0	2	0	.167	0	0	0-0	1	1	0	1.000
-----																							
52 Pacini, Madison	1.000	1-0	1	0	1	0	0	0	0	1	1.000	0	0	0	0	1.000	0	0	0-0	0	0	0	.000
24 Malau'ulu, Thessa	.500	1-1	2	2	1	0	0	0	2	1	.500	1	0	1	0	.667	0	0	0-0	0	1	0	1.000
30 Hatch, Lauren	.000	3-0	0	0	0	0	0	0	0	0	.000	0	0	0	0	.000	0	0	0-0	0	0	0	.000
4 Pinedo, Rylee	.000	1-0	0	0	0	0	0	0	0	0	.000	0	0	0	0	.000	0	0	0-0	0	0	0	.000
56 Osteen, Liesl	.000	3-0	0	1	0	0	0	0	0	0	.000	0	0	0	0	.000	0	0	0-0	0	0	0	.000
Totals	.288	3	66	24	19	1	0	4	20	32	.485	15	3	11	2	.435	1	0	0-0	57	17	3	.961
Opponents	.213	3	75	8	16	3	0	1	8	22	.293	4	1	21	0	.263	0	0	0-1	50	22	4	.947

LOB - Team (11), Opp (15). DPs turned - Team (0), Opp (2).

## (Pac-12 games only Sorted by Earned run avg)

Player	era	w-l	app	gs	cg	sho	sv	ip	h	r	er	bb	so	2b	3b	hr	b/avg	wp	hp	bk	sfa	sha
23 Tinsley, Taylor	0.00	2-0	2	1	0	0/0	0	10.2	5	2	0	1	16	0	0	0	.128	0	1	0	0	0
55 Terry, Kaitlyn	5.04	1-0	3	2	1	0/0	0	8.1	11	6	6	3	5	3	0	1	.306	0	0	0	0	0
Totals	2.21	3-0	3	3	1	0/0	0	19.0	16	8	6	4	21	3	0	1	.213	0	1	0	0	0
Opponents	8.40	0-3	3	3	1	0/0	0	16.2	19	24	20	15	11	1	0	4	.288	2	3	0	1	0

PB - Team (0), Opp (1). SBA/ATT - Palacios (0-1), Tinsley (0-1).

# PAC-12 STANDINGS

as of March 18, 2024

Team	Pac-12				Overall				Last 10	Streak	Home	Away	Neutral
	W	L	T	Pct.	W	L	T	Pct.					
Stanford	3	0	0	1.000	22	5	0	.815	9-1	W4	8-1	6-0	8-4
UCLA	3	0	0	1.000	17	6	0	.738	9-1	W9	6-3	0-0	9-3
Washington	4	2	0	.667	20	4	0	.833	8-2	L1	4-1	5-1	11-2
Oregon	4	2	0	.667	16	10	0	.615	7-3	W1	5-2	3-1	8-7
Arizona	3	3	0	.500	20	7	1	.732	4-5-1	W1	17-3	2-4	1-0-1
Oregon State	3	3	0	.500	14	15	0	.483	5-5	L1	1-2	5-4	8-9
Arizona State	2	4	0	.333	17	11	0	.607	5-5	W1	16-9	1-2	0-0
California	1	5	0	.200	21	7	0	.750	5-5	L5	4-3	4-3	13-1
Utah	1	5	0	.200	15	11	0	.577	5-5	L1	1-2	2-3	12-6

---

## THE LAST TIME UCLA ...

Scored 10+ runs in a game:	12 vs. Utah (3/9/24)
Scored 15+ runs in a game:	16 vs. Cal Poly (3/4/23)
Scored 20+ runs in a game:	22 vs. CSUN (2/10/22)
Recorded 15+ hits in a game:	15 vs. Michigan (3/4/23)
Recorded 20+ hits in a game:	21 at Stanford (4/28/17)
Scored 10+ runs in an inning:	11 vs. Cal Poly (Top 2nd, 3/4/23)
Drew 10 or more walks in a game:	11 vs. No. 7 Florida State (2/16/24)
Stole five or more bases in a game:	6 vs. Saint Mary's (3/4/19)
Hit five or more home runs in a game:	5 at No. 24 Arizona (4/16/23)
Defeated No. 1 team (NFCA):	W, 7-3 vs. No. 1 Oklahoma (6/6/22)
Defeated ranked opponent at home (NFCA):	W, 3-0 vs. No. 6 Stanford (4/2/23)
Defeated ranked opponent on the road (NFCA):	W, 11-3 at No. 23 Utah (4/30/23)
Lost to a ranked opponent at home:	L, 9-1 vs. No. 9 Oklahoma State (2/11/24)
Lost to ranked opponent on the road:	L, 3-0 at No. 19 Oregon (3/24/23)
Won a run-rule game:	W, 8-0 (5 inn.) vs. LMU (3/16/24)
Lost a run-rule game:	L, 9-1 vs. No. 9 Oklahoma State (2/11/24)
Won an extra-inning game:	W, 3-1 (8 inn.) at Stanford (4/8/22)
Lost an extra-inning game:	L, 4-3 (8 inn.) vs. Florida State (2/20/22)
Was No-Hit:	L, 6-0 vs. No. 3 Alabama (6/4/21)
Was Perfect-Gamed:	L, 6-0 vs. No. 3 Alabama (6/4/21)

## THE LAST TIME A BRUIN ...

Recorded 4+ hits in a game:	4, Megan Grant vs. Arizona State (4/21/23)
Recorded 5+ hits in a game:	5, Delaney Spaulding at No. 22 Arizona State (5/12/17)
Record in 5+ RBI in a game:	5, Sharlize Palacios vs. LMU (3/16/24)
Recorded 6+ RBI in a game:	6, Maya Brady vs. Utah (3/10/24)
Recorded 7+ RBI in a game:	7, Brianna Tautalafua vs. UC Riverside (2/11/18)
Recorded 8 RBI in a game:	Amanda Kamekona vs. Santa Clara (2/9/08)
Scored 3+ runs in a game:	3, Janelle Meofo vs. LMU (3/16/24)
Scored 4+ runs in a game:	4, Kelli Godin vs. CSUN (2/10/22)
Scored 5 runs in a game:	Delaney Spaulding at Arizona State (5/12/17)
Hit 2 home runs in a game:	2, Sharlize Palacios vs. No. 6 Tennessee (2/25/24)
Hit 3 home runs in a game:	3, Monica Harrison at No. 4 Arizona State (4/26/09)
Hit a grand slam:	Sharlize Palacios vs. LMU (3/16/24)
Hit an inside-the-park home run:	Briana Perez vs. Robert Morris (3/8/19)
Hit a leadoff home run:	Maya Brady vs. Nebraska (2/23/24)
Hit back-to-back home runs:	Megan Grant and Sharlize Palacios vs. DePaul (3/2/24)
Hit back-to-back-to-back home runs:	Kinsley Washington, Savannah Pola and Aaliyah Jordan vs. Auburn (2/19/22)
Recorded a pinch-hit home run:	Taylor Stephens vs. Weber State (3/2/24)
Recorded 2+ doubles in a game:	2, Megan Grant vs. No. 7 Florida State (2/16/24)
Recorded 3+ doubles in a game:	3, Aaliyah Jordan vs. Liberty (3/19/19)
Hit for the cycle:	Never happened
Drew 4+ walks in a game:	4, Colleen Sullivan at No. 21 Arizona State (4/6/19)
Stole 3+ bases in a game:	3, Kelli Godin vs. Saint Mary's (3/24/19)
Hit a home run in three straight games:	Maya Brady at No. 24 Arizona (April 2023)
Hit a home run in four straight games:	Maya Brady (April 2023)
Hit a home run in five straight games:	B.B. Bates (February 2013)
^ Had a true walk-off home run:	Aaliyah Jordan vs. San Diego State (5/5/23)
^ Had a true walk-off home run against a ranked opponent (NFCA):	Rachel Garcia vs. No. 2 Washington (6/2/23)
^ Had a true walk-off:	Jadelyn Allchin vs. Rutgers (3/12/24)
^ Had a true walk-off against a ranked opponent (NFCA):	Savannah Pola vs. No. 17 Tennessee (2/26/23)

**^ "True" denotes the walk-off did not occur in run-rule fashion.**

## THE LAST TIME A BRUIN PITCHER ...

Struck out 10+ batters:	12, Kaitlyn Terry vs. Weber State (3/2/24)
Struck out 15+ batters:	15, Megan Faraimo vs. No. 6 Stanford (3/31/23)
Struck out 20+ batters:	23, Anjelica Selden vs. Mississippi (13.2 innings, 3/4/05)
Threw a no-hitter:	Megan Faraimo vs. No. 3 Florida (2/23/23)
Threw a no-hitter against a ranked opponent (NFCA):	Megan Faraimo vs. No. 3 Florida (2/23/23)
Threw a seven-inning no-hitter:	Holly Azevedo vs. No. 9 Arizona (3/20/22)
Threw a seven-inning no-hitter against a ranked opponent (NFCA):	Holly Azevedo vs. No. 9 Arizona (3/20/22)
Threw a perfect game:	Megan Faraimo vs. CSU Bakersfield (3/11/22)
Threw a perfect game against a ranked opponent (NFCA):	Never happened
Threw a seven-inning perfect game:	Heather Compton vs. Central Michigan (5/17/91)
Threw a combined perfect game/no-hitter:	Megan Faraimo and Lauren Shaw vs. Pennsylvania (3/10/22)
Allowed 5+ walks:	6, Jada Cecil vs. No. 8 Texas (2/10/24)
Allowed 6+ walks:	6, Jada Cecil vs. No. 8 Texas (2/10/24)



# GAME HIGHS

## TEAM HIGHS

### BATTING

At bats:	31 vs. Nebraska (Feb. 23)
Runs scored:	14 vs. Florida State (Feb. 16)
Hits:	13 vs. Weber State (March 2)
	13 vs. Nebraska (Feb. 23)
RBI:	14 vs. Florida State (Feb. 16)
Doubles:	4 vs. Weber State (March 2)
Triples:	1 (4 times)
Home runs:	3 vs. DePaul (March 2)
	3 vs. Tennessee (Feb. 25)
	3 vs. Florida State (Feb. 16)
Total bases:	23 vs. Florida State (Feb. 16)
Walks:	11 vs. Florida State (Feb. 16)
Strikeouts:	8 vs. Tennessee (Feb. 25)
Sac hits:	1 vs. Michigan (March 1)
	1 vs. Tennessee (Feb. 25)
Sac flies:	2 vs. Michigan (March 1)
	2 vs. Illinois (Feb. 24)
Stolen bases:	3 vs. San Jose State (March 3)
Hit by pitch:	3 vs. Texas (Feb. 9)
Caught stealing:	1 (3 times)
Runners LOB:	11 vs. Rutgers (March 12)
Hit into double play:	2 vs. Florida (March 1)
	2 vs. Northwestern (Feb. 23)

### FIELDING

Putouts:	21 (13 times)
Assists:	11 vs. Texas (Feb. 9)
Errors:	4 vs. Nebraska (Feb. 23)
Passed balls:	1 vs. Illinois (Feb. 24)
	1 vs. Oklahoma State (Feb. 11)
Double plays turned:	2 vs. Florida State (Feb. 16)

### PITCHING

Innings pitched:	7.0 (13 times)
Runs allowed:	16 vs. Texas (Feb. 10)
Earned runs allowed:	16 vs. Texas (Feb. 10)
Walks allowed:	10 vs. Texas (Feb. 10)
Strikeouts:	12 vs. Weber State (March 2)
Hits allowed:	15 vs. Florida State (Feb. 16)
Doubles allowed:	4 vs. Nebraska (Feb. 23)
Triples allowed:	None
Home runs allowed:	4 vs. Oklahoma State (Feb. 11)
	4 vs. Texas (Feb. 10)
Hit batters:	3 vs. Rutgers (March 12)

## INDIVIDUAL HIGHS

### BATTING

At bats:	5, Maya Brady vs. Nebraska (Feb. 23)
	5, Jordan Woolery vs. Florida State (Feb. 16)
Runs scored:	3, Janelle Meoño vs. LMU (March 16)
	3, Maya Brady vs. Florida State (Feb. 16)
Hits:	3 (8 times)
RBI:	6, Maya Brady vs. Utah (March 10)
Doubles:	2, Megan Grant vs. Florida State (Feb. 16)
Triples:	1 (4 times)
Home runs:	2, Sharlize Palacios vs. Tennessee (Feb. 25)
	2, Maya Brady vs. Florida State (Feb. 16)
Total bases:	8, Sharlize Palacios vs. Tennessee (Feb. 25)
	8, Maya Brady vs. Florida State (Feb. 16)
Walks:	3, Savannah Pola vs. Florida State (Feb. 16)
Sac hits:	1, Seneca Curo vs. Michigan (March 1)
	1, Jadelyn Allchin vs. Tennessee (Feb. 25)
Sac flies:	1 (10 times)
Stolen bases:	1 (10 times)
Hit by pitch:	2, Maya Brady vs. Texas (Feb. 9)
Caught stealing:	1 (3 times)
Runners LOB:	7, Sharlize Palacios vs. Baylor (Feb. 24)

### FIELDING

Putouts:	10, Sharlize Palacios vs. Utah (March 8)
	10, Sharlize Palacios vs. Tennessee (Feb. 25)
Assists:	5, Maya Brady vs. San Jose State (March 3)
Errors:	2, Maya Brady vs. Baylor (Feb. 24)
	2, Maya Brady vs. Nebraska (Feb. 23)
	2, Maya Brady vs. Oklahoma State (Feb. 11)
Passed Balls:	1, Jayla Castro vs. Illinois (Feb. 24)
	1, Sharlize Palacios vs. Oklahoma State (Feb. 11)

### PITCHING

Innings pitched:	7.0 (4 times)
Runs allowed:	12, Jada Cecil vs. Texas (Feb. 10)
Earned runs allowed:	12, Jada Cecil vs. Texas (Feb. 10)
Walks allowed:	6, Jada Cecil vs. Texas (Feb. 10)
Strikeouts:	12, Kaitlyn Terry (March 1)
Hits allowed:	11, Taylor Tinsley vs. Baylor (Feb. 24)
	11, Jada Cecil vs. Texas (Feb. 10)
Doubles allowed:	3, Taylor Tinsley vs. Baylor (Feb. 24)
	3, Jada Cecil vs. Nebraska (Feb. 23)
	3, Jada Cecil vs. Texas (Feb. 10)
Triples allowed:	None
Home runs allowed:	3, Taylor Tinsley vs. Oklahoma State (Feb. 11)
	3, Jada Cecil vs. Texas (Feb. 10)
Wild pitches:	1, Jada Cecil vs. Florida State (Feb. 16)
	1, Kaitlyn Terry vs. San Diego (Feb. 10)
	1, Taylor Tinsley vs. Texas (Feb. 9)
Hit batters:	2 vs. Rutgers (March 12)

## HEAD COACH KELLY INOUE-PEREZ



### THE SHELLEY CARLIN UCLA HEAD SOFTBALL COACH KELLY INOUE-PEREZ

Hometown.....Los Angeles, Calif.  
Alma Mater .....UCLA, 1993  
High School ..... Gahr High School  
Family ..... Husband, Gerardo  
..... Son, Mikie  
..... Daughter, Kylie

#### COACHING HISTORY

Head Record (2007-Pres.).....792-203-1 (.795)  
Assistant Coach (1994-2006).....617-150-1 (.804)  
Player (1989-1993) .....270-25 (.915)  
Total (35 seasons).....1,679-378-2 (.815)

#### CAREER ACCOLADES

- Eight-time NCAA Champion (2x as head coach, 3x as assistant coach, 3x as player)
- Three-time NFCA Coaching Staff of the Year ('10, '19, '21)
- Six-time NFCA Regional Coaching Staff of the Year
- Three-time Pac-10/12 Coach of the Year ('10, '21, '23)
- Produced four Olympians (Garcia, Nickles, Spaulding, Carda)
- Two-time Honda Broderick Cup Winner Rachel Garcia
- Three-time USA Softball Player of the Year Rachel Garcia
- Produced 44 NFCA All-American awards (21 First Team)
- Produced 89 NFCA All-Region awards
- Produced 110 All-Pac-10/12 accolades

#### COACH I VS. THE PAC-12

School	Record
Arizona	43-13 (.768)
Arizona State	28-22 (.560)
California	31-12-1 (.705)
Oregon	36-19 (.655)
Oregon State	40-7 (.851)
Stanford	38-12 (.760)
Utah	33-7 (.825)
Washington	33-18 (.647)
<b>TOTALS</b>	<b>284-109-1 (.721)</b>

#### KELLY INOUE-PEREZ COACHING TREE

Bruin	School	Role (Yr.)
Alyssa Tiumalu ('14)	Iona	Head Coach (3rd yr.)
Sam Duran ('15)	Utah Valley	Assistant Coach (3rd yr.)
Mysha Sataraka ('16)	Penn State	Assistant Coach (2nd yr.)
Delanie Wisz ('22)	San Diego State	Assistant Coach (2nd yr.)

UCLA Athletic Hall of Famer Kelly Inoue-Perez begins her 18th season as The Shelly Carlin UCLA Head Softball Coach in 2024. She owns an overall record of 775-197-1 (.797) through 17 campaigns. Including her 13 years as an assistant coach (1994-06) and five years as a player (1989-93), this marks Inoue-Perez's 36th consecutive season in Westwood. Inoue-Perez, who is the only person to have won a NCAA Softball Championship as both a player and coach, led the Bruins to their 12th and 13th titles as head coach in 2010 and 2019. Inoue-Perez officially took over from Sue Enquist as the third head coach in program history on Jan. 1, 2007.

Inoue-Perez is a link to five decades of Bruin softball success, reaching the postseason every year as head coach. She has contributed to eight NCAA Championships, 11 Pac-10/12 Conference titles and won 1,662 total games in her previous 35 years as a Bruin. Inoue-Perez won three NCAA titles as a player in 1989, 1990 and 1992 and three as an assistant coach under NFCA Hall of Famer Enquist in 1999, 2003 and 2004.

Entering 2024, she ranks second among all active Pac-12 coaches with 775 overall victories. Inoue-Perez secured her Pac-12-leading fourth regular-season title in 2023 with a 21-3 record, taking the season series versus each opponent. She ranks second among active NCAA softball head coaches and seventh all-time with a .797 winning percentage.

Over Inoue-Perez's 17 seasons as head coach, numerous Bruin players have garnered national, regional and conference recognition. Rachel Garcia was a three-time winner of the Honda Award for Softball (2018, 2019, 2021) and the first two-time winner of the Honda Cup (2019, 2021), which is given to the best female athlete in any collegiate sport. Garcia also was a two-time winner of the USA Softball Player of the Year award. Inoue-Perez has directed 44 NFCA All-Americans (21 First Team) and 89 NFCA All-Region plaudits (59 First Team). Eighty-two of Inoue-Perez's players have been named to the All-Pac-12 First (61), Second (17) and Third Teams (4) and 26 earned Honorable Mention. UCLA has hauled in seven Pac-10/12 Player of the Year awards since Inoue-Perez took the reins of the program, beginning with Megan Langenfeld in 2010. Ally Carda was a two-time winner in 2014 and 2015 and Rachel Garcia received the award three times (2018, 2019 and 2021), tying her lifelong friend Lisa Fernandez's record. Maya Brady is the most recent Bruin to be named Pac-12 Player of the Year in 2023. Since 2007, UCLA has totaled three Pac-12 Pitcher of the Year awards. Megan Faraimo became the first Bruin to win the award in back-to-back seasons in 2022 and 2023. Five Bruins have won Pac-12 Freshman of the Year and Briana Perez became the first Bruin to win Pac-12 Defensive Player of the Year in 2022.

Four players who have competed in the Inoue-Perez era of UCLA softball have gone on to represent Team USA in the Olympics. Rachel Garcia, Bubba Nickles, Delaney Spaulding and Ally Carda all donned the Red, White and Blue at the 2020 Tokyo Summer Olympics and brought home the silver medal.

Inoue-Perez and her staff have been consistently recognized for their efforts on and off the field. The staff was awarded NFCA West Regional Coaching Staff of the Year six times and received the national honor three times in 2010, 2019 and 2021. Inoue-Perez was an assistant coach on the 2000 and 2004 staffs under Enquist that won the NFCA West Regional award. In 2023, Inoue-Perez matched her predecessor Enquist's mark of three Pac-12 Coach of the Year awards (2010, 2021 and 2023).

#### NCAA WINNINGEST COACHES OF ALL-TIME (entering 2024)

##### Div. 1 Active Coaches, By %

minimum five years, 200 wins

1. Patty Gasso, Oklahoma	.808
2. <b>Kelly Inoue-Perez, UCLA</b>	<b>.797</b>
3. Gerry Glasco, Louisiana	.787
4. Tim Walton, Florida	.785
5. Mike White, Texas	.779
6. Patrick Murphy, Alabama	.771
7. Brian Dunn, UT Martin	.751
8. Karen Weekly, Tennessee	.748
9. Pete D'Amour, Virginia Tech	.735
10. Heather Tarr, Washington	.725

##### Div. 1 All-Time, By %

minimum 10 years, 500 wins

1. <b>Sue Enquist, UCLA</b>	<b>.835</b>
2. <b>Sharron Backus, UCLA</b>	<b>.831</b>
3. Patty Gasso, Oklahoma	.808
4. Stefni Lotief, Louisiana	.806
5. Michael Lotief, Louisiana	.803
6. Clint Meyers, Arizona State/Auburn	.802
7. <b>Kelly Inoue-Perez, UCLA</b>	<b>.797</b>
8. Mike Candrea, Arizona	.793
9. Tim Walton, Wichita State/Florida	.785
10. Mike White, Oregon/Texas	.779

#### KELLY INOUE-PEREZ'S HEAD COACHING RECORD

Year	Record	Pct.	Pac-10/12	Pct.	Finish	Postseason
2007	37-18	.673	12-9	.571	t-3rd	1-2 (t-17th - Regionals)
2008	51-9	.850	17-4	.810	2nd	6-2 (t-5th - WCWS)
2009	45-11	.804	16-5	.762	1st	4-2 (t-9th - Super Regionals)
2010	50-11	.820	14-7	.667	2nd	10-0 (1st - National Champions)
2011	36-19	.655	9-12	.429	t-6th	3-2 (t-17th - Regionals)
2012	36-20	.643	12-12	.500	t-4th	0-2 (t-17th - Regionals)
2013	40-20	.667	10-14	.417	t-5th	3-2 (t-17th - Regionals)
2014	52-8	.867	19-5	.792	2nd	4-2 (t-9th - Super Regionals)
2015	51-12	.810	19-5	.792	2nd	6-2 (t-5th - WCWS)
2016	40-16-1	.711	16-5-1	.727	2nd	5-3 (t-7th - WCWS)
2017	48-15	.762	16-8	.667	t-3rd	6-2 (t-5th - WCWS)
2018	58-7	.892	20-4	.833	2nd	8-3 (t-3rd - WCWS)
2019	56-6	.903	20-4	.833	t-1st	10-1 (1st - National Champions)
2020	25-1	.962	—	—	—	season canceled due to COVID-19
2021	47-7	.870	19-2	.905	1st	6-3 (t-3rd - WCWS)
2022	51-10	.836	19-5	.792	2nd	8-2 (t-3rd - WCWS)
2023	52-7	.881	21-3	.875	1st	0-2 (t-17th - Regionals)
<b>TOTALS</b>	<b>775-197-1</b>	<b>.797</b>	<b>259-104-1</b>	<b>.712</b>		<b>16 NCAA Tournament Appearances, 11 Super Regionals 9 WCWS Appearances, 2 NCAA Championships</b>

**13-TIME NATIONAL CHAMPIONS (AIAW - 1978; NCAA - 1982, 1984, 1985, 1988, 1989, 1990, 1992, 1999, 2003, 2004, 2010, 2019)**

HEAD COACH KELLY INOUE-PEREZ IN ONE-RUN GAMES ...

Inouye-Perez owns a record of 124-45 in one-run games as head coach.

Date	Opponent	W/L	Score
3/12/24	vs. Rutgers	W	7-6
3/9/24	vs. Utah	W	6-5
3/1/24	vs. No. 13 Florida	L	0-1
2/23/24	vs. No. 24 Northwestern	W	1-0
2/23/24	vs. Nebraska	W	9-8
2/10/24	vs. San Diego	W	7-6
2/9/24	vs. No. 8 Texas	L	2-3
2/9/24	vs. Maryland	W	6-5
5/20/23	vs. Liberty	L	1-2
5/19/23	vs. Grand Canyon	L	2-3
5/12/23	vs. No. 7 Stanford	W	1-0
5/11/23	at Arizona	W	4-3
5/5/23	vs. San Diego State	W	4-3
4/1/23	vs. No. 6 Stanford	W	2-1
3/17/23	vs. No. 10 Washington	L	3-4
2/25/23	vs. No. 19 Northwestern	W	2-1
2/24/23	vs. Iowa	W	2-1
2/19/23	vs. Louisiana	W	4-3
2/12/23	vs. Liberty	W	3-2
5/27/22	vs. No. 9 Duke	W	3-2
4/29/22	vs. Utah	W	1-0
4/24/22	at Oregon State	W	4-3
4/23/22	at Oregon State	W	3-2
4/22/22	at Oregon State	W	6-5
4/10/22	at Stanford	L	0-1
4/9/22	at Stanford	L	0-1
3/27/22	at No. 9 Washington	W	5-4
3/25/22	at No. 9 Washington	W	3-2
2/26/22	vs. No. 17 Tennessee	W	2-1 (8)
2/25/22	vs. Texas Tech	W	2-1
2/20/22	vs. No. 5 Florida State	L	3-4 (8)
2/19/22	vs. No. 11 Texas	W	2-1
5/23/21	vs. No. 24 Minnesota	W	2-1
5/22/21	vs. Fresno State	W	5-4 (8)
3/19/21	vs. No. 11 Arizona State	W	2-1 (8)
2/22/20	vs. No. 7 Florida	W	5-4 (8)
2/16/20	vs. No. 5 Florida State	W	3-2
6/4/19	vs. No. 1 Oklahoma	W	5-4
5/10/19	vs. No. 6 Arizona	W	5-4
5/3/19	at Stanford	L	1-2
4/12/19	vs. Oregon	L	3-4
3/30/19	vs. California	W	1-0
3/29/19	vs. California	W	3-2 (8)
3/9/19	vs. Liberty	W	4-3
2/7/19	vs. UT Arlington	W	2-1
6/1/18	vs. No. 4 Florida	W	6-5
5/25/18	vs. No. 10 Arizona	W	3-2
5/19/18	vs. Cal State Fullerton	L	2-3 (9)
5/12/18	vs. No. 6 Arizona State	W	2-1 (9)
5/5/18	at No. 24 California	W	2-1
4/22/18	vs. No. 1 Washington	W	1-0
3/24/18	vs. Oregon State	W	3-2
3/11/18	at No. 21 Long Beach State	W	6-5
2/23/18	vs. Liberty	W	4-3
6/3/17	vs. No. 7 Washington	L	0-1
6/1/17	vs. No. 18 LSU	L	1-2
5/26/17	vs. No. 13 Ole Miss	W	1-0
5/25/17	vs. No. 13 Ole Miss	W	8-7 (11)
5/11/17	at No. 22 Arizona State	W	4-3
4/29/17	at Stanford	W	6-5
4/21/17	vs. California	W	3-2
4/8/17	vs. No. 2 Oregon	W	1-0 (9)
4/1/17	at No. 8 Washington	W	9-8
3/25/17	vs. BYU	W	1-0
3/17/17	vs. No. 20 Utah	L	1-2
3/12/17	vs. Texas	W	3-2
3/11/17	at Long Beach State	W	1-0
2/26/17	vs. No. 1 Florida State	L	1-2
2/15/17	vs. No. 7 LSU	W	6-5 (8)
2/17/17	vs. UCF	W	1-0
2/15/17	vs. No. 22 Kentucky	L	1-2 (11)

ABOUT UCLA's HALL-OF-FAME COACHING STAFF

UCLA softball's coaching core has remained intact since the inception of the program in 1975. The nexus of the Bruin coaching tree includes Sharron Backus, Sue Enquist, Kelly Inouye-Perez, Lisa Fernandez and Kirk Walker. With Enquist, Inouye-Perez and Fernandez all playing under Backus, and Walker getting his start as a freshman student manager under Backus in 1984, all five coaches are inextricably connected to the program's beginning. This is one of the reasons for UCLA's renown strength in culture and alumni network.



LISA FERNANDEZ  
The Mark Kalmansohn UCLA Associate Head Softball Coach, 26th season  
Alma Mater: UCLA '95

- Considered one of the greatest players in the history of the sport ... enters her 26th season on the Bruin coaching staff in 2024 ... shifted responsibilities to the Bruins' hitters and infield group ... elevated to Associate Head Coach during Fall 2022.
- Fernandez also manages the Bruins' recruiting efforts.
- This is Fernandez's second stint as a full-time assistant coach for UCLA (1997-99, 2007-present), also serving as a volunteer assistant from 2000-04 ... has coached the Bruins to five NCAA Championships in 1999, 2003, 2004, 2010 and 2019 ... also on the staff for five Pac-10/12 Championships in 1999, 2002, 2009, 2019, 2021 and 2023.
- A three-time member of the NFCA National Coaching Staff of the Year in 2004, 2010 and 2019.
- Has coached nine Bruin hurlers to 21 NFCA All-American awards ... under her tutelage, Rachel Garcia won two Honda Broderick Cups, three Honda Sport Awards, one NFCA National Player of the Year, one NFCA Pitcher of the Year, two Pac-12 Player of the Years, one Pac-12 Pitcher of the year and two of her three NFCA First Team All-American honors.
- Megan Faraimo won three NFCA All-America awards and was honored as Pac-12 Pitcher of the Year twice in 2022 and 2023 with the help of Fernandez.
- Inducted into the ASA/USA Softball National Hall of Fame in 2013, joining Sharron Backus, Gina Vecchione, Sheila Cornell, Dot Richardson and Sue Enquist ... a decade prior, she was inducted into the UCLA Athletic Hall of Fame in 2003.
- Fernandez is a three-time Olympic Gold Medalist, having helped Team USA to victories in the 1996, 2000 and 2004 Olympic Games.
- Played at UCLA from 1990-93 and completed her psychology degree in 1995 ... a three-time winner of the sport's Honda Award, Fernandez became the first softball player to win the prestigious Honda Broderick Cup in 1993, given to the most outstanding collegiate female athlete in all sports ... a four-time, First Team All-American, Fernandez led the Bruins to two national championships (1990, 1992) and two runner-up finishes (1991, 1993) ... was also named All-Region and All-Pac-10 First Team each season and Pac-10 Player of the Year her final three years.

LISA FERNANDEZ UCLA CAREER PITCHING STATS

YR	ERA	W-L	APP	GS	CG	SH	SV	IP	H	R	ER	BB	SO
'90	0.25	11-1	15	12	12	8	0	83.0	33	6	3	10	51
'91	0.25	20-3	26	24	23	16	1	165.2	68	9	6	22	165
'92	0.14	29-0	30	27	27	22	0	196.1	77	7	4	25	220
'93	0.25	33-3	36	33	33	28	0	249.2	80	10	9	46	348
TOT	0.22	93-7	107	96	95	74	1	694.2	258	32	22	103	784



KIRK WALKER  
Associate Head Coach, 23rd season  
Alma Mater: UCLA '88

- Enters his 23rd season on the UCLA coaching staff in 2024 and his 12th since returning to Westwood in 2012 ... elevated to Associate Head Coach on Fall 2022.
- Previously was a member of the Bruin staff from 1984-94, beginning as a graduate assistant for UCLA Athletic Hall of Fame Coaches Sharron Backus and Sue Enquist.
- Formerly the head softball coach at Oregon State from 1995-12 where he is the all-time winningest coach in program history and the fifth-winningest in Oregon State history regardless of sport ... posted a 594-490-3 record (.548 winning percentage) ... led the Beavers to 10 postseason appearances, including their first-ever WCWS berth in 2006 ... under Walker's tutelage, the Beavers earned 79 All-Pac-10/12 honors and 10 All-American awards.
- A visible and vocal advocate for diversity and inclusion in sports across the country, he is one of the founders of the Equality Coaching Alliance and the LGBT Sports Coalition. Walker also serves as a founding board member for the non-profit Sports Equality Foundation along with being the chair of the UCLA Athlete Allies committee for UCLA Athletics.
- UCLA's third base coach, known for tossing Jolly Ranchers to Bruins who hit home runs.



## 2024 TV/RADIO ROSTER



3

**Janelle Meoño**  
R-SR · OF · 5-4 · L/R




4

**Rylee Pinedo**  
SO · INF · 5-3 · L/R




5

**Savannah Pola**  
JR · UTIL · 5-4 · L/R



7

**Maya Brady**  
R-SR · SS · 5-10 · L/R



10

**Mackenzie Ficke**  
JR · P · 5-10 · R/R



11

**Seneca Curo**  
R-SR · INF · 5-7 · R/R



13

**Sharlize Palacios**  
R-SR · C · 5-6 · R/R




15

**Jordan Woolery**  
SO · INF · 5-9 · R/R



22

**Taylor Stephens**  
JR · UTIL · 5-5 · R/R



23

**Taylor Tinsley**  
SO · P · 5-7 · R/R



24

**Thessa Malau'ulu**  
SR · UTIL · 5-7 · L/R



25

**Mia McNulty**  
FR · UTIL · 5-4 · R/R



26

**Jayla Castro**  
JR · C · 5-5 · R/R



28

**Alexis Ramirez**  
SO · C/UTIL · 5-4 · R/L




30

**Lauren Hatch**  
JR · OF · 5-6 · L/R



31

**Ramsey Suarez**  
SO · INF · 5-6 · R/R



40

**Jadelyn Allchin**  
GR · OF · 5-6 · L/R



43

**Megan Grant**  
SO · UTIL · 5-9 · L/R



44

**Kate Blunt**  
JR · UTIL · 5-6 · R/R



51

**Jada Cecil**  
JR · P · 5-10 · R/R



52

**Madison Pacini**  
R-JR · OF · 5-6 · R/R



55

**Kaitlyn Terry**  
FR · P/OF · 5-6 · L/L



56

**Liesl Osteen**  
FR · OF · 5-10 · L/R




88

**Addison Mettler**  
FR · C/INF · 5-9 · L/R



**Kelly Inouye-Perez**  
Head Coach




**Lisa Fernandez**  
Associate Head Coach



**Kirk Walker**  
Associate Head Coach



**Rob Schweyer**  
Assistant Coach



**Will Oldham**  
Volunteer Director of Player Development



**Bubba Nickles**  
Graduate Manager

GAME-BY-GAME RESULTS

DATE	OPPONENT	W/L	SCORE	INNINGS	OVERALL	CONFERENCE	PITCHER OF RECORD	ATTENDANCE	TIME
Feb. 9	Maryland	W	6-5	7	1-0	0-0	Cecil (1-0)	1158	2:30
Feb. 9	No. 8 Texas	L	3-2	7	1-1	0-0	Tinsley (0-1)	1158	2:12
Feb. 10	San Diego	W	7-6	7	2-1	0-0	Terry (1-0)	850	2:29
Feb. 10	No. 8 Texas	L	16-0	5	2-2	0-0	Cecil (1-1)	850	2:00
Feb. 11	No. 9 Oklahoma State	L	9-1	5	2-3	0-0	Tinsley (0-2)	721	1:56
Feb. 16	vs. No. 7 Florida State	W	14-10	7	3-3	0-0	Cecil (2-1)	5325	3:07
Feb. 16	vs. No. 4 Georgia	L	7-2	7	3-4	0-0	Tinsley (0-3)	5325	2:07
Feb. 23	vs. Nebraska	W	9-8	7	4-4	0-0	Tinsley (1-3)	--	2:55
Feb. 23	vs. No. 24 Northwestern	W	1-0	7	5-4	0-0	Tinsley (2-3)	--	1:50
Feb. 24	vs. Illinois	W	10-2	5	6-4	0-0	Terry (2-0)	--	1:58
Feb. 24	vs. Baylor	L	5-3	7	6-5	0-0	Tinsley (2-4)	--	2:23
Feb. 25	vs. No. 5 Tennessee	W	6-2	7	7-5	0-0	Tinsley (3-4)	--	1:53
March 1	vs. Michigan	W	10-0	6	8-5	0-0	Terry (3-0)	--	1:49
March 1	vs. No. 13 Florida	L	1-0	7	8-6	0-0	Tinsley (3-5)	--	1:37
March 2	vs. Weber State	W	8-0	6	9-6	0-0	Terry (4-0)	--	1:50
March 2	vs. DePaul	W	9-1	5	10-6	0-0	Cecil (3-1)	--	1:43
March 3	vs. San Jose State	W	5-1	7	11-6	0-0	Terry (5-0)	--	1:59
March 8	Utah	W	6-2	7	12-6	1-0	Tinsley (4-5)	1256	2:16
March 9	Utah	W	6-5	7	13-6	2-0	Tinsley (5-5)	1348	2:48
March 10	Utah	W	12-1	5	14-6	3-0	Terry (6-0)	1007	1:55
March 12	Rutgers	W	7-6	7	15-6	3-0	Terry (7-0)	406	2:55
March 16	LMU (DH)	W	8-0	5	16-6	3-0	Tinsley (6-5)	798	1:27
March 16	LMU (DH)	W	8-0	5	17-6	3-0	Terry (8-0)	798	1:25

HITTING GAME-BY-GAME

DATE	OPPONENT	AB	R	H	RBI	2B	3B	HR	TB	BB	IBB	SB	CS	HBP	SAC	SF	GDP	K	PO	A	E	LOB	AVG
Feb. 9	Maryland	24	6	8	5	1	0	1	12	5	0	1	0	0	0	0	0	7	21	6	1	5	.333
Feb. 9	No. 8 Texas	24	2	2	2	1	0	0	3	2	0	0	0	3	0	0	0	5	21	11	2	6	.208
Feb. 10	San Diego	26	7	8	7	2	1	1	15	3	0	1	1	0	0	0	0	1	21	2	2	4	.243
Feb. 10	No. 8 Texas	18	0	4	0	0	0	0	4	0	0	0	0	0	0	0	0	4	15	4	0	3	.239
Feb. 11	No. 9 Oklahoma State	18	1	3	1	0	0	0	3	1	0	0	0	1	0	0	0	4	15	5	2	4	.227
Feb. 16	vs. No. 7 Florida State	28	14	11	14	3	0	3	23	11	1	0	0	2	0	0	0	5	21	7	0	9	.261
Feb. 16	vs. No. 4 Georgia	25	2	4	2	1	0	0	5	2	0	0	0	0	0	0	0	3	21	8	1	4	.245
Feb. 23	vs. Nebraska	31	9	13	7	1	0	1	17	4	0	0	0	1	0	1	0	5	21	6	4	9	.273
Feb. 23	vs. No. 24 Northwestern	20	1	4	1	1	0	0	5	3	0	0	0	0	0	0	0	6	21	5	0	4	.266
Feb. 24	vs. Illinois	21	10	9	10	1	1	2	18	5	0	0	0	0	0	2	0	2	15	6	0	4	.281
Feb. 24	vs. Baylor	29	3	7	3	1	0	0	8	3	0	0	0	0	0	0	0	7	21	6	2	8	.277
Feb. 25	vs. No. 5 Tennessee	26	6	9	6	0	1	3	20	0	0	0	0	0	1	1	1	8	21	8	1	4	.283
March 1	vs. Michigan	24	10	9	10	0	0	2	15	6	1	1	0	0	1	2	0	5	18	5	1	5	.290
March 1	vs. No. 13 Florida	22	0	2	0	1	0	0	3	2	0	0	0	0	0	0	1	5	18	7	0	3	.277
March 2	vs. Weber State	28	8	13	7	4	0	1	20	2	0	1	1	0	0	0	0	2	18	5	0	7	.291
March 2	vs. DePaul	26	9	12	9	1	0	3	22	2	0	0	1	0	0	0	0	1	15	9	0	5	.303
March 3	vs. San Jose State	29	5	11	5	1	0	1	15	0	0	3	0	0	0	1	0	3	21	9	2	7	.308
March 8	Utah	22	6	5	6	1	0	2	12	5	0	0	0	1	0	0	1	5	21	7	2	4	.304
March 9	Utah	23	6	5	6	0	0	1	8	6	0	0	0	1	0	1	1	2	21	5	1	5	.300
March 10	Utah	21	12	9	8	0	0	1	12	4	0	0	0	1	0	0	0	4	15	5	0	2	.305
March 12	Rutgers	29	7	10	7	2	0	0	12	7	0	0	0	1	0	0	0	3	21	5	0	11	.307
March 16	LMU (DH)	18	8	8	8	1	0	1	12	4	0	1	0	0	0	1	0	1	15	3	0	3	.312
March 16	LMU (DH)	23	8	9	7	0	1	0	11	3	0	2	0	0	0	1	0	1	15	4	0	5	.315
TOTALS		555	140	175	131	23	4	23	275	80	2	10	3	11	2	10	4	89	432	138	21	121	.315



PITCHING GAME-BY-GAME

DATE	OPPONENT	IP	H	R	ER	BB	SO	2B	3B	HR	WP	BK	HBP	DP	IBB	SCORE	W-L	SV	ERA
Feb. 9	Maryland	7.0	6	5	2	6	8	0	0	1	0	0	1	0	0	6-5	1-0	1	2.00
Feb. 9	No. 8 Texas	7.0	7	3	1	2	8	0	0	1	1	0	0	1	0	2-3	1-1	1	1.50
Feb. 10	San Diego	7.0	8	6	4	2	8	0	0	1	1	0	0	0	0	7-6	2-1	2	2.33
Feb. 10	No. 8 Texas	5.0	13	16	16	10	2	3	0	4	0	0	1	0	0	0-16	2-2	2	6.19
Feb. 11	No. 9 Oklahoma State	5.0	13	9	5	1	3	3	0	4	0	0	1	0	0	1-9	2-3	2	6.32
Feb. 16	vs. No. 7 Florida State	7.0	15	10	10	4	5	2	0	2	1	0	2	2	0	14-10	3-3	2	7.00
Feb. 16	vs. No. 4 Georgia	7.0	6	7	6	5	5	1	0	2	0	0	1	0	1	2-7	3-4	2	6.84
Feb. 23	vs. Nebraska	7.0	8	8	5	7	6	4	0	2	0	0	0	0	0	9-8	4-4	2	6.60
Feb. 23	vs. No. 24 Northwestern	7.0	3	0	0	2	9	1	0	0	0	0	1	0	0	1-0	5-4	2	5.81
Feb. 24	vs. Illinois	5.0	3	2	2	3	4	1	0	0	0	0	0	0	0	10-2	6-4	2	5.58
Feb. 24	vs. Baylor	7.0	11	5	0	2	11	3	0	0	0	0	0	0	1	3-5	6-5	2	5.03
Feb. 25	vs. No. 5 Tennessee	7.0	8	2	2	0	9	2	0	2	0	0	0	0	0	6-2	7-5	2	4.76
March 1	vs. Michigan	6.0	4	0	0	1	6	0	0	0	0	0	0	0	0	10-0	8-5	2	4.42
March 1	vs. No. 13 Florida	6.0	6	1	1	1	7	0	0	1	0	0	0	0	0	0-1	8-6	2	4.20
March 2	vs. Weber State	6.0	3	0	0	1	12	0	0	0	0	0	0	0	0	8-0	9-6	2	3.94
March 2	vs. DePaul	5.0	6	1	1	3	6	0	0	0	0	0	0	0	0	9-1	10-6	2	3.81
March 3	vs. San Jose State	7.0	3	1	1	1	9	1	0	1	0	0	0	0	0	5-1	11-6	2	3.63
March 8	Utah	7.0	4	2	2	3	9	1	0	0	0	0	0	0	0	6-2	12-6	2	3.53
March 9	Utah	7.0	8	5	3	1	9	2	0	0	0	0	1	0	0	6-5	13-6	2	3.50
March 10	Utah	5.0	4	1	1	0	3	0	0	1	0	0	0	0	0	12-1	14-6	2	3.42
March 12	Rutgers	7.0	5	6	6	5	9	0	0	1	0	0	3	1	0	7-6	15-6	2	3.55
March 16	LMU (DH)	5.0	3	0	0	0	4	0	0	0	0	0	2	0	0	8-0	16-6	2	3.42
March 16	LMU (DH)	5.0	3	0	0	2	5	0	0	0	0	0	0	0	0	8-0	17-6	2	3.31
TOTALS		144.0	150	90	68	62	157	24	0	23	3	0	13	4	2	140-90	17-6	2	3.31

GAME-BY-GAME POSITION LINEUP

DATE	OPPONENT	RECORD	C	1B	2B	SS	3B	LF	CF	RF	DP	SP
Feb. 9	Maryland	1-0	Ramirez, A.	Grant, M.	Curo, S.	Brady, M.	Woolery, J.	Allchin, J.	Meoño, J.	Pola, S.	Palacios, S.	Terry, K.
Feb. 9	No. 8 Texas	1-1	Palacios, S.	Woolery, J.	Curo, S.	Brady, M.	Malau'ulu, T.	Grant, M.	Allchin, J.	Pola, S.	Ramirez, A.	Tinsley, T.
Feb. 10	San Diego	2-1	Ramirez, A.	Woolery, J.	Curo, S.	Brady, M.	Malau'ulu, T.	Grant, M.	Allchin, J.	Pola, S.	Palacios, S.	Terry, K.
Feb. 10	No. 8 Texas	2-2	Palacios, S.	Woolery, J.	Pola, S.	Brady, M.	Malau'ulu, T.	Grant, M.	Allchin, J.	Ramirez, A.	Suarez, R.	Cecil, J.
Feb. 11	No. 9 Oklahoma State	2-3	Palacios, S.	Woolery, J.	Pola, S.	Brady, M.	Malau'ulu, T.	Grant, M.	Allchin, J.	Ramirez, A.	Stephens, T.	Tinsley, T.
Feb. 16	vs. No. 7 Florida State	3-3	Palacios, S.	Woolery, J.	Pola, S.	Brady, M.	Malau'ulu, T.	Stephens, T.	Allchin, J.	Grant, M.	Mettler, A.	Tinsley, T.
Feb. 16	vs. No. 4 Georgia	3-4	Palacios, S.	Woolery, J.	Pola, S.	Brady, M.	Malau'ulu, T.	Stephens, T.	Allchin, J.	Grant, M.	Mettler, A.	Tinsley, T.
Feb. 23	vs. Nebraska	4-4	Palacios, S.	Woolery, J.	Pola, S.	Brady, M.	Malau'ulu, T.	Stephens, T.	Allchin, J.	Grant, M.	Suarez, R.	Terry, K.
Feb. 23	vs. No. 24 Northwestern	5-4	Palacios, S.	Woolery, J.	Pola, S.	Brady, M.	Malau'ulu, T.	Stephens, T.	Allchin, J.	Grant, M.	Pacini, M.	Tinsley, T.
Feb. 24	vs. Illinois	6-4	Castro, J.	Woolery, J.	Pola, S.	Brady, M.	Malau'ulu, T.	Stephens, T.	Allchin, J.	Grant, M.	Palacios, S.	Cecil, J.
Feb. 24	vs. Baylor	6-5	Palacios, S.	Woolery, J.	Pola, S.	Brady, M.	Malau'ulu, T.	Allchin, J.	Meoño, J.	Grant, M.	Pacini, M.	Tinsley, T.
Feb. 25	vs. No. 5 Tennessee	7-5	Palacios, S.	Woolery, J.	Pola, S.	Brady, M.	Malau'ulu, T.	Allchin, J.	Meoño, J.	Grant, M.	Pacini, M.	Tinsley, T.
March 1	vs. Michigan	8-5	Palacios, S.	Woolery, J.	Curo, S.	Brady, M.	Malau'ulu, T.	Allchin, J.	Meoño, J.	Grant, M.	Pola, S.	Terry, K.
March 1	vs. No. 13 Florida	8-6	Palacios, S.	Woolery, J.	Curo, S.	Brady, M.	Malau'ulu, T.	Allchin, J.	Meoño, J.	Grant, M.	Pola, S.	Tinsley, T.
March 2	vs. Weber State	9-6	Palacios, S.	Woolery, J.	Curo, S.	Brady, M.	Malau'ulu, T.	Allchin, J.	Meoño, J.	Grant, M.	Pola, S.	Terry, K.
March 2	vs. DePaul	10-6	Palacios, S.	Grant, M.	Pola, S.	Brady, M.	Woolery, J.	Allchin, J.	Meoño, J.	Stephens, T.	Suarez, R.	Cecil, J.
March 3	vs. San Jose State	11-6	Palacios, S.	Grant, M.	Curo, S.	Brady, M.	Woolery, J.	Stephens, T.	Meoño, J.	Allchin, J.	Suarez, R.	Tinsley, T.
March 8	Utah	12-6	Palacios, S.	Grant, M.	Curo, S.	Brady, M.	Woolery, J.	Pola, S.	Meoño, J.	Allchin, J.	Suarez, R.	Tinsley, T.
March 9	Utah	13-6	Palacios, S.	Grant, M.	Curo, S.	Brady, M.	Woolery, J.	Allchin, J.	Meoño, J.	Pola, S.	Suarez, R.	Terry, K.
March 10	Utah	14-6	Palacios, S.	Woolery, J.	Curo, S.	Brady, M.	Malau'ulu, T.	Allchin, J.	Meoño, J.	Grant, M.	Stephens, T.	Terry, K.
March 12	Rutgers	15-6	Castro, J.	Woolery, J.	Stephens, T.	Brady, M.	Malau'ulu, T.	Allchin, J.	Meoño, J.	Grant, M.	Palacios, S.	Cecil, J.
March 16	LMU (DH)	16-6	Palacios, S.	Woolery, J.	Curo, S.	Brady, M.	Malau'ulu, T.	Allchin, J.	Meoño, J.	Grant, M.	Suarez, R.	Tinsley, T.
March 16	LMU (DH)	17-6	Castro, J.	Grant, M.	Stephens, T.	Brady, M.	Woolery, J.	Allchin, J.	Meoño, J.	Pola, S.	Palacios, S.	Terry, T.

GAME-BY-GAME BATTING LINEUP

DATE	OPPONENT	RECORD	1	2	3	4	5	6	7	8	9
Feb. 9	Maryland	1-0	Brady, M.	Pola, S.	Woolery, J.	Grant, M.	Palacios, S.	Curo, S.	Ramirez, A.	Allchin, J.	Meoño, J.
Feb. 9	No. 8 Texas	1-1	Pola, S.	Brady, M.	Woolery, J.	Grant, M.	Palacios, S.	Ramirez, A.	Curo, S.	Allchin, J.	Malau'ulu, T.
Feb. 10	San Diego	2-1	Pola, S.	Brady, M.	Ramirez, A.	Woolery, J.	Grant, M.	Palacios, S.	Allchin, J.	Curo, S.	Malau'ulu, T.
Feb. 10	No. 8 Texas	2-2	Brady, M.	Pola, S.	Ramirez, A.	Woolery, J.	Grant, M.	Palacios, S.	Allchin, J.	Suarez, R.	Malau'ulu, T.
Feb. 11	No. 9 Oklahoma State	2-3	Brady, M.	Grant, M.	Ramirez, A.	Woolery, J.	Palacios, S.	Pola, S.	Allchin, J.	Stephens, T.	Malau'ulu, T.
Feb. 16	vs. No. 7 Florida State	3-3	Brady, M.	Pola, S.	Woolery, J.	Grant, M.	Palacios, S.	Allchin, J.	Stephens, T.	Mettler, A.	Malau'ulu, T.
Feb. 16	vs. No. 4 Georgia	3-4	Brady, M.	Pola, S.	Woolery, J.	Grant, M.	Palacios, S.	Allchin, J.	Malau'ulu, T.	Mettler, A.	Stephens, T.
Feb. 23	vs. Nebraska	4-4	Brady, M.	Pola, S.	Woolery, J.	Grant, M.	Palacios, S.	Allchin, J.	Malau'ulu, T.	Suarez, R.	Stephens, T.
Feb. 23	vs. No. 24 Northwestern	5-4	Brady, M.	Pola, S.	Allchin, J.	Grant, M.	Woolery, J.	Palacios, S.	Malau'ulu, T.	Pacini, M.	Stephens, T.
Feb. 24	vs. Illinois	6-4	Brady, M.	Pola, S.	Allchin, J.	Grant, M.	Palacios, S.	Woolery, J.	Malau'ulu, T.	Castro, J.	Stephens, T.
Feb. 24	vs. Baylor	6-5	Brady, M.	Allchin, J.	Woolery, J.	Grant, M.	Palacios, S.	Malau'ulu, T.	Pola, S.	Pacini, M.	Meoño, J.
Feb. 25	vs. No. 5 Tennessee	7-5	Brady, M.	Allchin, J.	Woolery, J.	Grant, M.	Palacios, S.	Pola, S.	Malau'ulu, T.	Pacini, M.	Meoño, J.
March 1	vs. Michigan	8-5	Brady, M.	Allchin, J.	Woolery, J.	Grant, M.	Palacios, S.	Pola, S.	Malau'ulu, T.	Curo, S.	Meoño, J.
March 1	vs. No. 13 Florida	8-6	Brady, M.	Allchin, J.	Woolery, J.	Grant, M.	Palacios, S.	Pola, S.	Malau'ulu, T.	Curo, S.	Meoño, J.
March 2	vs. Weber State	9-6	Brady, M.	Allchin, J.	Woolery, J.	Grant, M.	Palacios, S.	Pola, S.	Malau'ulu, T.	Curo, S.	Meoño, J.
March 2	vs. DePaul	10-6	Brady, M.	Allchin, J.	Woolery, J.	Grant, M.	Palacios, S.	Suarez, R.	Pola, S.	Stephens, T.	Meoño, J.
March 3	vs. San Jose State	11-6	Meoño, J.	Brady, M.	Grant, M.	Woolery, J.	Palacios, S.	Allchin, J.	Suarez, R.	Stephens, T.	Curo, S.
March 8	Utah	12-6	Allchin, J.	Brady, M.	Woolery, J.	Grant, M.	Palacios, S.	Pola, S.	Suarez, R.	Curo, S.	Meoño, J.
March 9	Utah	13-6	Allchin, J.	Brady, M.	Woolery, J.	Grant, M.	Palacios, S.	Suarez, R.	Pola, S.	Curo, S.	Meoño, J.
March 10	Utah	14-6	Allchin, J.	Brady, M.	Palacios, S.	Grant, M.	Woolery, J.	Stephens, T.	Curo, S.	Malau'ulu, T.	Meoño, J.
March 12	Rutgers	15-6	Allchin, J.	Brady, M.	Palacios, S.	Grant, M.	Woolery, J.	Stephens, T.	Malau'ulu, T.	Castro, J.	Meoño, J.
March 16	LMU (DH)	16-6	Meoño, J.	Allchin, J.	Brady, M.	Palacios, S.	Grant, M.	Woolery, J.	Suarez, R.	Curo, S.	Malau'ulu, T.
March 16	LMU (DH)	17-6	Meoño, J.	Allchin, J.	Brady, M.	Palacios, S.	Grant, M.	Woolery, J.	Stephens, T.	Castro, J.	Pola, S.



STARTING PITCHER LOG

PITCHER	OPPONENT	DATE	DEC.	IP	H	R	ER	BB	SO	NP
Terry, K.	Maryland	Feb. 9	ND	1.1	3	4	1	2	2	43
Tinsley, T.	No. 8 Texas	Feb. 9	L	7.0	7	3	1	2	8	109
Terry, K.	San Diego	Feb. 10	W	6.2	8	6	4	2	7	117
Cecil, J.	No. 8 Texas	Feb. 10	L	4.1	11	12	12	6	2	122
Tinsley, T.	No. 9 Oklahoma State	Feb. 11	L	4.2	10	7	5	1	3	92
Tinsley, T.	vs. No. 7 Florida State	Feb. 16	ND	4.1	9	4	4	1	3	85
Tinsley, T.	vs. No. 4 Georgia	Feb. 16	L	6.1	5	6	6	4	4	103
Terry, K.	vs. Nebraska	Feb. 23	ND	3.0	3	4	2	4	3	76
Tinsley, T.	vs. No. 24 Northwestern	Feb. 23	W	7.0	3	0	0	2	9	117
Cecil, J.	vs. Illinois	Feb. 24	ND	0.1	2	2	2	1	1	23
Tinsley, T.	vs. Baylor	Feb. 24	L	7.0	11	5	0	2	11	143
Tinsley, T.	vs. No. 5 Tennessee	Feb. 25	W	7.0	8	2	2	0	9	100
Terry, K.	vs. Michigan	March 1	W	6.0	4	0	0	1	6	93
Tinsley, T.	vs. No. 13 Florida	March 1	L	6.0	6	1	1	1	7	96
Terry, K.	vs. Weber State	March 2	W	6.0	3	0	0	1	12	85
Cecil, J.	vs. DePaul	March 2	W	3.1	5	1	1	3	6	77
Tinsley, T.	vs. San Jose State	March 3	ND	4.0	3	1	1	0	5	67
Tinsley, T.	Utah	March 8	W	6.2	2	0	0	1	9	96
Terry, K.	Utah	March 9	ND	3.0	5	3	3	1	2	70
Terry, K.	Utah	March 10	W	5.0	4	1	1	0	3	65
Cecil, J.	Rutgers	March 12	ND	3.1	2	3	3	2	2	64
Tinsley, T.	LMU (DH)	March 16	W	5.0	3	0	0	0	4	66
Terry, K.	LMU (DH)	March 16	W	5.0	3	0	0	2	5	63
TOTALS		23 gms	10-6	112.1	120	65	49	39	123	--

# LINE SCORES

## GAME 1: No. 10 UCLA 6, Maryland 5

Feb. 9 at Easton Stadium

	1	2	3	4	5	6	7	R	H	E
Maryland	4	0	1	0	0	0	0	5	6	1
UCLA	0	3	0	1	0	2	X	6	8	1

WP: Cecil (1-0) LP: Wyche (0-1) S: Tinsley (1)

Time: 2:30 Attendance: 850

## GAME 2: No. 8 Texas 3, No. 10 UCLA 2

Feb. 9 at Easton Stadium

	1	2	3	4	5	6	7	R	H	E
Texas	0	1	1	0	1	0	0	3	7	1
UCLA	0	0	0	0	0	2	0	2	2	2

WP: Tinsley (0-1) LP: Kavan (1-0)

Time: 2:12 Attendance: 850

## GAME 3: No. 10 UCLA 7, San Diego 6

Feb. 10 at Easton Stadium

	1	2	3	4	5	6	7	R	H	E
San Diego	0	0	0	2	1	0	3	6	8	1
UCLA	1	4	2	0	0	0	X	7	8	2

WP: Terry (1-0) LP: Tadlock (0-2) S: Tinsley (2)

Time: 2:29 Attendance: 850

## GAME 4: No. 8 Texas 16, No. 10 UCLA 0

Feb. 10 at Easton Stadium

	1	2	3	4	5	R	H	E
Texas	1	4	1	8	2	16	13	0
UCLA	0	0	0	0	0	0	4	0

WP: Gutierrez (1-0) LP: Cecil (1-1)

Time: 2:00 Attendance: 850

## GAME 5: No. 9 Oklahoma State 9, No. 10 UCLA 1

Feb. 11 at Easton Stadium

	1	2	3	4	5	R	H	E
Oklahoma St.	1	2	0	0	6	9	13	0
UCLA	0	1	0	0	0	1	3	2

WP: Kilfoyl (3-0) LP: Tinsley (0-2)

Time: 1:56 Attendance: 721

## GAME 6: No. 19 UCLA 14, No. 7 Florida State 10

Feb. 16 at Eddie C. Moore Complex (Clearwater, Fla.)

	1	2	3	4	5	6	7	R	H	E
Florida State	2	0	0	3	4	1	0	10	15	1
UCLA	0	0	4	8	0	2	X	14	11	0

WP: Cecil (2-1) LP: Royalty (3-1)

Time: 3:07 Attendance: 5325

## GAME 7: No. 4 Georgia 7, No. 19 UCLA 2

Feb. 16 at Eddie C. Moore Complex (Clearwater, Fla.)

	1	2	3	4	5	6	7	R	H	E
Georgia	1	0	4	1	0	0	1	7	6	0
UCLA	0	2	0	0	0	0	0	2	4	1

WP: Backes (2-0) LP: Tinsley (0-3)

Time: 2:07 Attendance: 5325

## GAME 8: No. 19 UCLA 9, Nebraska 8

Feb. 23 at Big League Dreams Park (Cathedral City, Calif.)

	1	2	3	4	5	6	7	R	H	E
Nebraska	1	1	2	0	2	1	1	8	8	1
UCLA	4	0	0	0	0	0	5	9	13	4

WP: Tinsley (1-3) LP: Kinney (3-4)

Time: 2:55 Attendance: --

## GAME 9: No. 19 UCLA 1, No. 24 Northwestern 0

Feb. 23 at Big League Dreams Park (Cathedral City, Calif.)

	1	2	3	4	5	6	7	R	H	E
Northwestern	0	0	0	0	0	0	0	0	3	0
UCLA	0	0	0	0	0	1	X	1	4	3

WP: Tinsley (2-3) LP: Miller (1-1)

Time: 1:50 Attendance: --

## GAME 10: No. 19 UCLA 10, Illinois 2

Feb. 24 at Big League Dreams Park (Cathedral City, Calif.)

	1	2	3	4	5	R	H	E
Illinois	2	0	0	0	0	2	3	0
UCLA	0	0	1	3	6	10	9	0

WP: Terry (2-0) LP: McQueen (1-1)

Time: 1:58 Attendance: --

## GAME 11: Baylor 5, No. 19 UCLA 3

Feb. 24 at Big League Dreams Park (Cathedral City, Calif.)

	1	2	3	4	5	6	7	R	H	E
Baylor	0	0	0	0	0	5	0	5	11	1
UCLA	0	0	1	0	2	0	0	3	7	2

WP: Crandall (2-2) LP: Tinsley (2-4)

Time: 2:23 Attendance: --

## GAME 12: No. 19 UCLA 6, No. 5 Tennessee 2

Feb. 25 at Big League Dreams Park (Cathedral City, Calif.)

	1	2	3	4	5	6	7	R	H	E
Tennessee	0	1	0	1	0	0	0	2	8	1
UCLA	0	1	3	0	1	1	X	6	9	1

WP: Tinsley (3-4) LP: Pickens (4-2)

Time: 1:53 Attendance: --

## GAME 13: No. 18 UCLA 10, Michigan 0

March 1 at Anderson Family Field (Fullerton, Calif.)

	1	2	3	4	5	6	R	H	E
UCLA	2	0	0	0	2	6	10	9	1
Michigan	0	0	0	0	0	0	0	4	1

WP: Terry (3-0) LP: Hoehn (4-2)

Time: 1:49 Attendance: --

## GAME 14: No. 13 Florida 1, No. 18 UCLA 0

March 1 at Anderson Family Field (Fullerton, Calif.)

	1	2	3	4	5	6	7	R	H	E
UCLA	0	0	0	0	0	0	0	0	2	0
Florida	1	0	0	0	0	0	0	1	6	1

WP: Rothrock (8-2) LP: Tinsley (3-5)

Time: 1:47 Attendance: --

## GAME 15: No. 18 UCLA 8, Weber State 0

March 2 at Anderson Family Field (Fullerton, Calif.)

	1	2	3	4	5	6	R	H	E
Weber State	0	0	0	0	0	0	0	3	2
UCLA	2	1	0	0	4	1	8	13	0

WP: Terry (4-0) LP: Hatfield (0-1)

Time: 1:50 Attendance: --

## GAME 16: No. 18 UCLA 9, DePaul 1

March 2 at Anderson Family Field (Fullerton, Calif.)

	1	2	3	4	5	R	H	E
DePaul	1	0	0	0	0	1	6	1
UCLA	0	0	2	1	6	9	12	0

WP: Cecil (3-1) LP: Nigey (2-5)

Time: 1:43 Attendance: --

## GAME 17: No. 18 UCLA 5, San Jose State 1

March 3 at Anderson Family Field (Fullerton, Calif.)

	1	2	3	4	5	6	7	R	H	E
San Jose St.	0	0	0	1	0	0	0	1	3	1
UCLA	0	0	0	0	1	4	X	5	11	2

WP: Terry (5-0) LP: Toner (0-2)

Time: 1:59 Attendance: --

## GAME 18: No. 16 UCLA 6, Utah 2

March 8 at Easton Stadium (Los Angeles, Calif.)

	1	2	3	4	5	6	7	R	H	E
Utah	0	0	0	0	0	2	0	2	4	1
UCLA	4	0	0	0	2	0	X	6	5	2

WP: Tinsley (4-5) LP: Lopez (6-5)

Time: 2:16 Attendance: 1256

## GAME 19: No. 16 UCLA 6, Utah 5

March 9 at Easton Stadium (Los Angeles, Calif.)

	1	2	3	4	5	6	7	R	H	E
Utah	0	0	3	0	2	0	0	5	8	0
UCLA	4	0	0	0	0	0	2	6	5	1

WP: Tinsley (5-5) LP: Ladd (7-3)

Time: 2:48 Attendance: 1348

## GAME 20: No. 16 UCLA 12, Utah 1

March 10 at Easton Stadium (Los Angeles, Calif.)

	1	2	3	4	5	R	H	E
Utah	0	1	0	0	0	1	4	3
UCLA	0	7	4	1	X	12	9	0

WP: Terry (6-0) LP: Miranda (1-1)

Time: 1:55 Attendance: 1007

## GAME 21: No. 15 UCLA 7, Rutgers 6

March 12 at Easton Stadium (Los Angeles, Calif.)

	1	2	3	4	5	6	7	R	H	E
Rutgers	0	3	0	0	0	0	3	6	5	0
UCLA	1	0	2	2	0	1	1	7	10	0

WP: Terry (7-0) LP: Boyd (8-5)

Time: 2:55 Attendance: 406

## GAME 22: No. 15 UCLA 8, LMU 0

March 16 at Easton Stadium (Los Angeles, Calif.)

	1	2	3	4	5	R	H	E
LMU	0	0	0	0	0	0	3	0
UCLA	1	0	1	6	X	8	8	0

WP: Tinsley (6-5) LP: O'Dell (2-6)

Time: 1:27 Attendance: 798

## GAME 23: No. 15 UCLA 8, LMU 0

March 16 at Easton Stadium (Los Angeles, Calif.)

	1	2	3	4	5	R	H	E
LMU	0	0	0	0	0	0	3	1
UCLA	3	0	0	3	2	8	9	0

WP: Terry (8-0) LP: Perez (5-6)

Time: 1:25 Attendance: 798

JADELYN ALLCHIN (40)

GRADUATE – OF – 5-6 – L/R – Fountain Valley, California (Huntington Beach HS)

CAREER HIGHLIGHTS

- 2-time NFCA All-American Scholar-Athlete (2023, 2021)
- Pac-12 All-Freshman Team (2021)
- Pac-12 Freshman of the Week (April 6, 2021)

KEY NOTES ON JADELYN ALLCHIN

- Transferred to UCLA from Washington during Summer 2023.
- Has provided clutch hits for UCLA, recording a walk-off hit versus Rutgers (March 12) and game-tying hit versus Utah (March 9) with both coming in the bottom of the seventh inning.
- Has hit top three in the order the last month (14 of 15 games, since Feb. 23 vs. Northwestern).
- In the fifth inning or later this season, has hit for a .521 average (12-for-23) with eight RBI and nine runs scored.
- Has recorded two outfield assists this season (Tennessee and Oklahoma State).
- Tied for second on the team with five multi-RBI games this season.
- Played travel ball for the OC Batbusters with teammates Maya Brady, Janelle Meoño and Sharlize Palacios.



CAREER HIGHS

At-Bats	5 at Arizona State (3/27/21)
Runs Scored	3 vs. Utah Valley (2/21/21)
Hits	4 vs. Utah Valley (2/21/21)
RBI	6 vs. Utah Valley (2/21/21)
Doubles	2 vs. Utah Valley (2/21/21)
Triples	1 (4x, last at Seattle, 4/26/23)
Home Runs	2 vs. Utah Valley (2/21/21)
Total Bases	11 vs. Utah Valley (2/21/21)
Walks	2 (3x, last at Houston, 2/17/23)
Sac Hits	1 (4x, last vs. Tennessee, 2/25/24)
Sac Flies	1 (3x, last vs. LMU, 3/16/24)
Stolen Bases	1 (9x, last vs. LMU, 3/16/24)
Hit By Pitches	1 (8x, last vs. Rutgers, 3/12/24)

JADELYN ALLCHIN 2-HOMER GAMES (1)

Date	Opponent
Feb. 21, 2021	Utah Valley

JADELYN ALLCHIN'S CAREER STATISTICS (2020-23 at WASHINGTON)

Season	AVG	GP-GS	AB	R	H	2B	3B	HR	RBI	TB	SLG	BB	HBP	SO	GDP	OBP	SF	SH	SB-ATT	PO	A	E	FLD
2020	.294	25-25	68	15	20	3	0	2	9	29	.426	6	1	6	0	.360	0	1	1-3	22	2	0	1.000
2021	.301	42-38	103	22	31	6	1	6	24	57	.553	8	1	25	0	.354	1	2	3-3	42	0	3	.933
2022	.216	50-35	88	21	19	1	1	7	18	43	.489	6	2	25	0	.281	0	0	2-2	33	1	3	.919
2023	.289	44-25	90	22	26	5	2	6	19	53	.589	5	1	18	1	.333	0	0	1-2	26	0	3	.897
2024	.290	23-23	62	17	18	2	0	3	16	29	.468	8	3	10	0	.387	2	1	2-2	26	2	0	1.000
CAREER	.277	184-146	411	97	114	17	4	24	86	211	.513	33	8	84	1	.341	3	4	9-12	149	5	9	.945

MAYA BRADY (7)

REDSHIRT SENIOR – SS – 5-10 – L/R – Thousand Oaks, California (Oaks Christian HS)

CAREER HIGHLIGHTS

- Pac-12 Player of the Year (2023)
- USA Softball Collegiate Player of the Year Top 3 Finalist (2023)
- 2-time NFCA First Team All-American (2023, 2021)
- Pac-12 Batting Champion (2023 - .456 batting average)
- 3-time All-Pac-12 honoree (First Team - 2023, 2021; Third Team - 2022)
- Women's College World Series All-Tournament Team (2022)
- Pac-12 All-Freshman Team (2021)
- 3-time NFCA West All-Region honoree (First Team - 2023, 2021; Second Team - 2022)
- AAU Sullivan Award Semifinalist (2023)
- NFCA National Player of the Week (Feb. 14, 2023)
- 6-time Pac-12 Player of the Week (last March 11, 2024)

KEY NOTES ON MAYA BRADY

- Leads UCLA in hits (26), extra-base hits (12) and runs batted in (30) and ranks second behind Janelle Meoño with a .382 averages.
- Leads UCLA with nine multi-hit games.
- Has one two-homer game this season versus No. 7 Florida State (Feb. 16), moving her career total to seven multi-homer games which ranks tied for third in UCLA history.
- Has started 71 career games at shortstop since taking over the role on March 3, 2023.
- Ranks fifth on UCLA's career home runs list (60) and needs two more homers to pass Tairia Mims (2000-03) and Delaney Spaulding (2014-17) for third in UCLA history.
- Recorded the 200th RBI of her career with a grand slam in game three versus Utah (March 12), becoming the seventh Bruin in UCLA history to record 200+ RBI. She ranks sixth on the all-time list with 208.
- Has been named Pac-12 Player of the Week twice this season, moving her career total to six.
- The 2023 Pac-12 Player of the Year and a consensus First Team All-American last season.
- Named a USA Softball Collegiate Player of the Year Top 3 Finalist in 2023.
- In 2023, led UCLA in batting average (.448), slugging percentage (.866), home runs (18) and RBI (59).
- Mother, Maureen Brady, was an All-American pitcher at Fresno State.
- In 2023, was one of just five players in the NCAA to rank top 20 in batting average (8th, .448 avg.), home runs (t-14th, 18 HR) and runs batted in (t-17th, 59 RBI). Also on that list were Valerie Cagle (Clemson), Tiare Jennings (Oklahoma), Autumn Owen (Marshall) and Skylar Wallace (Florida).
- Brady's elite 2023 campaign ranks as one of the best in program history. In UCLA's single-season record book, Brady's .866 slugging percentage ranks seventh and her .448 batting average and 18 home runs rank 11th. The Thousand Oaks, Calif. native's .866 slugging mark was the best by a Bruin in 13 seasons since Megan Langenfeld's 1.085 mark in 2010.
- Homered in four straight games from April 8-16. She is the fifth Bruin ever to accomplish that feat and first since Stephany LaRosa who tied the school record with a homer in five straight games (2015). Also homering in four-plus straight games were B.B. Bates (2013), Samantha Camuso (2010) and Stacey Nuveman (1997).
- Recorded four multi-homer games in 2023 which is tied for second all-time by a Bruin in a single season. The last UCLA player to record four multi-homer games in a single season was B.B. Bates in 2013. Also tied at that mark are Megan Langenfeld and Andrea Harrison who each record four multi-homer games in the Bruins' 2010 NCAA Championship season. Current San Diego State head coach Stacey Nuveman Deniz holds the single-season record for multi-homer games with seven in 1999.
- At last year's Stacy Winsberg Memorial Tournament, Brady broke a 24-year-old program record with 11 consecutive hits. UCLA Athletic Hall of Famers Lisa Fernandez (March 1993) and Stacey Nuveman (Feb. 1999). In total, Brady opened the first week of 2023 going 13-for-16 with 13 RBI and four home runs to earn her NFCA Player of the Week honors for the first time in her career.
- Homered a total of five times over four games against rival Arizona last season. All games were played in Tucson.
- Earned her bachelor's degree in sociology last year. Now pursuing her master's in John Wooden's Transformative Coach and Leadership (education major).

MAYA BRADY'S CAREER STATISTICS

Season	AVG	GP-GS	AB	R	H	2B	3B	HR	RBI	TB	SLG	BB	HBP	SO	GDP	OBP	SF	SH	SB-ATT	PO	A	E	FLD
2020	.356	26-26	73	22	26	4	0	7	28	51	.699	11	2	9	0	.443	2	2	4-4	27	3	1	.968
2021	.333	49-49	135	32	45	7	0	14	38	94	.696	19	6	33	0	.435	1	0	6-7	37	0	1	.974
2022	.339	61-61	177	53	60	12	1	15	53	119	.672	21	1	38	1	.410	1	1	11-12	45	2	3	.940
2023	.448	58-56	172	63	77	12	3	18	59	149	.866	25	2	19	0	.515	3	0	7-8	84	49	10	.930
2024	.382	23-23	68	21	26	5	1	6	30	51	.750	13	2	5	0	.488	1	0	0-1	34	38	10	.878
CAREER	.374	217-215	625	191	234	40	5	60	208	464	.742	89	13	104	1	.457	8	3	28-32	227	92	25	.927



CAREER HIGHS

At-Bats	5 (3x, last vs. Nebraska, 2/23/24)
Runs Scored	4 (2x, last vs. San Diego, 2/12/23)
Hits	4 (2x, last vs. San Diego, 2/12/23)
RBI	6 (2x, last vs. Utah, 3/10/24)
Doubles	2 (2x, last vs. Cal Poly, 3/4/23)
Triples	1 (5x, last vs. Illinois, 2/24/24)
Home Runs	2 (7x, last vs. Florida State, 2/16/24)
Total Bases	10 vs. San Diego (2/12/23)
Walks	3 (4x, last Utah, 5/13/23)
Sac Hits	2 vs. Wisconsin (2/22/20)
Sac Flies	1 (8x, last vs. LMU, 3/16/24)
Stolen Bases	2 (2x, last vs. Duke, 5/28/22)
Hit By Pitches	2 vs. Texas (2/9/24)

MAYA BRADY 2-HOMER GAMES (7)

Date	Opponent
Feb. 16, 2024	No. 7 Florida State
May 11, 2023	Arizona
March 19, 2023	No. 9 Washington
March 3, 2023	Fresno State
Feb. 12, 2023	San Diego
June 6, 2022	No. 1 Oklahoma
May 13, 2021	No. 8 Arizona

MAYA BRADY GRAND SLAMS (4)

Date	Opponent
March 10, 2024	Utah
Feb. 27, 2022	No. 16 Missouri
March 21, 2021	No. 6 Arizona State
Feb. 16, 2020	USF



MEGAN GRANT (43)

SOPHOMORE – UTIL – 5-9 – L/R – San Bruno, California (Aragon HS)

CAREER HIGHLIGHTS

- NFCA Second Team All-American (2023)
- NFCA Freshman of the Year Top 10 List (2023)
- All-Pac-12 First Team (2023)
- NFCA West All-Region First Team (2023)
- Pac-12 All-Freshman Team (2023)
- 2-time Pac-12 Freshman of the Week (last April 17, 2023)

KEY NOTES ON MEGAN GRANT

- Nickname is "Chef." Inspired by Golden State Warriors guard Stephen Curry.
- One of the top freshmen in the nation last year, being named to the NFCA Freshman of the Year Top 10 List.
- Represented Team USA over the summer at the 2023 Japan All-Star Series where she went 4-for-6 in the Golden Eagles' game one victory over Team Japan.
- Made 58 starts at six different positions in 2023: 31 at 3B, 16 in RF, five at 1B, three at SS, two at DP and one in LF.
- Ranked second among all freshmen in the NCAA with 58 RBI in 2023, trailing Indiana's Taryn Kern.
- Led UCLA in 2023 with 14 doubles and ranked second with 15 homers, 58 runs batted in, 31 extra-base hits and a .695 slugging percentage.
- Led all Pac-12 freshmen in 2023 in RBI (58), home runs (15), slugging percentage (.695) and doubles (14).
- Bat leadoff in UCLA's final 25 games of the 2023 season, recording three leadoff home runs.
- In conference play in 2023, tied with Maya Brady for the Pac-12 lead in home runs (9).
- Hit for a .403 batting average in conference play in 2023.
- Recorded her first two-homer game and first grand slam in the same game at rival No. 24 Arizona on April 16, 2023.
- Combined for 104 RBI with Jordan Woolery in 2023 which was the most by a freshman duo in program history.
- Owner of UCLA's longest hitting streak (14 games) and reached base streak (24 games) of 2023.
- Majoring in sociology.



CAREER HIGHS

At-Bats	4 (21x, last vs. Rutgers, 3/12/24)
Runs Scored	2 (11x, last vs. Michigan, 3/1/24)
Hits	4 (2x, last vs. Arizona State, 4/21/23)
RBI	5 (2x, last at Arizona, 4/16/23)
Doubles	2 vs. Florida State (2/16/24)
Triples	1 (3x, last vs. LMU, 3/16/24)
Home Runs	2 at Arizona (4/16/23)
Total Bases	8 (3x, last vs. Arizona State, 4/21/23)
Walks	2 vs. CSU Bakersfield (2/11/23)
Sac Flies	1 (7x, last vs. Utah, 3/9/24)
Stolen Bases	1 vs. Arizona State, 4/21/23)
Hit By Pitches	1 (6x, last vs. Utah, 3/8/24)

MEGAN GRANT 2-HOMER GAMES (1)

Date	Opponent
April 16, 2023	No. 24 Arizona

MEGAN GRANT GRAND SLAMS (1)

Date	Opponent
April 16, 2023	No. 24 Arizona

MEGAN GRANT'S CAREER STATISTICS

Season	AVG	GP-GS	AB	R	H	2B	3B	HR	RBI	TB	SLG	BB	HBP	SO	GDP	OBP	SF	SH	SB-ATT	PO	A	E	FLD
2023	.333	58-58	174	38	58	14	2	15	58	121	.695	23	5	38	2	.415	5	0	1-2	84	29	4	.966
2024	.379	23-23	66	12	25	5	1	2	16	38	.576	6	2	13	0	.434	2	0	0-0	51	1	3	.945
CAREER	.346	81-81	240	50	83	19	3	17	74	159	.662	29	7	51	2	.420	7	0	1-2	135	30	7	.959

JANELLE MEOÑO (3)

REDSHIRT SENIOR – OF – 5-4 – L/R – Hacienda Heights, California (Glen A. Wilson HS/Arizona)

CAREER HIGHLIGHTS

- NFCA Third Team All-American (2021)
- Pac-12 Freshman of the Year (2021)
- All-Pac-12 First Team (2021)
- NFCA Freshman of the Year Top 15 Finalist (2021)
- Pac-12 Batting Champion (2021 - .442 batting average)
- NFCA West All-Region First Team (2021)
- Pac-12 All-Freshman Team (2021)
- CoSIDA Academic First Team All-American (2021)

KEY NOTES ON JANELLE MEOÑO

- Leads UCLA with a .455 batting average (15-for-33) and ranks second behind Maya Brady with 20 runs scored.
- Bat leadoff in both games of UCLA's double-header versus LMU last Saturday and went 2-for-4 with two walks, scoring all six times she reached base.
- Has bat leadoff in three games this season and has scored a run every time reaching base in that role (six runs).
- When batting leadoff, in any inning and regardless of spot in the order, Meoño is batting .750 (9-for-12) and has reached base in 10 of 13 opportunities. Both marks lead the team in leadoff scenarios.
- UCLA's everyday starting center fielder after serving a platoon role last year.
- The slap-hitting speedster owns a .469 average when putting the ball in play (BABIP).
- Currently owns a 14-game reached base streak, beginning with her return to the lineup versus Illinois on Feb. 24. This is the longest active streak on the team.
- Nickname is "Nelly."
- Begins her second year as a Bruin after transferring from Arizona in Summer 2022.
- Was an NFCA Third Team All-American and the Pac-12 Batting Champion her freshman season at Arizona in 2021.
- One of two past Pac-12 Batting Champions on UCLA's roster (other is Maya Brady, who won the award in 2023).
- Made 42 starts last season, including 37 in center field.
- Logged her only two extra-base hits of last season in the same game with a double and triple versus San Diego State on May 5, 2023.
- Earned the starting spot in center field last season at Oregon on March 26.
- Ended last season on a high note, recording five multi-hit performances in UCLA's final 17 games of the season.
- Was the only Bruin to hit safely in UCLA's three Pac-12 Tournament games and two NCAA Regional games last year.
- Majoring in sociology. Pursuing a career in sports media.



CAREER HIGHS (2020-22 at ARIZONA)

At-Bats	5 (3x, last at Arkansas, 5/19/21)
Runs Scored	3 (3x, last vs. LMU, 3/16/24)
Hits	4 vs. New Mexico State (4/9/21)
RBI	2 (2x, last vs. California, 5/2/21)
Doubles	2 vs. Ole Miss (5/23/21)
Triples	1 (3x, last vs. Tennessee, 2/25/24)
Home Runs	1 vs. Grand Canyon (4/13/21)
Total Bases	5 (3x, last vs. Tennessee, 2/25/24)
Walks	3 vs. Southern Utah (2/11/22)
Sac Hits	2 vs. Louisiana (2/19/23)
Stolen Bases	2 (2x, last vs. New Mexico State, 4/9/21)

JANELLE MEOÑO'S CAREER STATISTICS (2020-22 at ARIZONA)

Season	AVG	GP-GS	AB	R	H	2B	3B	HR	RBI	TB	SLG	BB	HBP	SO	GDP	OBP	SF	SH	SB-ATT	PO	A	E	FLD
2020	.205	19-16	44	5	9	0	0	0	1	9	.205	3	0	6	0	.255	0	1	4-4	17	2	1	.950
2021	.439	54-51	164	45	72	9	1	1	9	85	.518	14	0	16	4	.483	0	2	12-13	79	3	3	.965
2022	.291	36-35	117	23	34	1	0	0	6	35	.299	13	0	15	0	.362	0	2	4-5	61	3	3	.955
2023	.330	57-42	103	28	34	1	1	0	4	37	.359	9	0	8	0	.384	0	5	7-7	52	2	0	1.000
2024	.455	19-14	33	20	15	0	1	0	2	17	.515	9	0	1	0	.571	0	0	3-3	17	1	0	1.000
CAREER	.356	185-158	461	121	164	11	3	1	22	184	.399	48	0	46	4	.417	0	10	30-32	226	11	7	.971

SHARLIZE PALACIOS (13)

REDSHIRT SENIOR – C – 5-6 – R/R – Chula Vista, California (Eastlake HS/Arizona)

CAREER HIGHLIGHTS

- 3-time All-Pac-12 honoree (First Team - 2022, 2021; Second Team - 2023)
- 3-time NFCA West All-Region honoree (First Team - 2023; Second Team - 2022, 2021)
- 2-time Pac-12 All-Defensive Team honoree (2023, 2022)
- Pac-12 All-Freshman Team (2021)
- NFCA Freshman of the Year Top 30 Finalist (2021)
- CoSIDA Academic First Team All-District (2021)
- Pac-12 Player of the Week (March 18, 2024)

KEY NOTES ON SHARLIZE PALACIOS

- Was named Pac-12 Player of the Week for the first time in her career on Monday after going 5-for-5 at the plate with a team-high seven RBI and nine total bases. Four of Palacios' five hits drove in a run. Recorded the sixth grand slam of her career in game one versus LMU (and second as a Bruin).
- Leads UCLA and ranks third in the Pac-12 with seven home runs and .780 slugging percentage this season.
- UCLA's hottest hitter entering the Washington series. In the last 10 games, she leads UCLA with a .423 average (11-for-26), four home runs and a .92 slugging percentage.
- UCLA's everyday starting catcher.
- Has thrown out four runners attempting to steal this season.
- Has yet to record an error behind the dish.
- Was named to the USA Softball Player of the Year Top 50 Watch List for the second time in her career in 2024.
- Was named to the 2024 Preseason All-Pac-12 Team.
- Nickname is "Shar."
- Enters her second season as a Bruin after transferring from Arizona in Summer 2022.
- Missed UCLA's postseason games last year with a broken left hand that was sustained on a catcher's interference versus Arizona State on April 22.
- Threw out 10 runners attempting to steal last season.
- Led UCLA with a .990 fielding percentage in 2023.
- Named to the Pac-12 All-Defensive Team for the second time in her career in 2023.
- Played for Team USA during Summer 2022 at the Japan All-Star Series and Canada Cup.
- In her freshman season at Arizona, played primarily as the designated player and understudied two-time First Team All-American catcher Dejah Mulipola.
- Her signature moment from 2023: in her return to Arizona last year, had a go-ahead three-run home run in the seventh inning of game two to lead UCLA to victory. Followed that with another three-run home run in her next at-bat in the first inning of game three against the Wildcats.
- Sister is Sashel Palacios, a catcher for the Mexico National Softball Team and All-Pac-12 selection while at Arizona State.
- Leads all active UCLA players with four career grand slams (all coming while attending Arizona).
- Majoring in sociology.



CAREER HIGHS (2020-22 at ARIZONA)

At-Bats	5 (2x, last vs. Washington, 4/3/22)
Runs Scored	3 vs. Southern Utah (2/10/22)
Hits	3 (11x, last vs. Rutgers, 3/12/24)
RBI	7 vs. UC Santa Barbara (2/18/22)
Doubles	2 vs. Fresno State (4/30/22)
Triples	1 (3x, last vs. San Diego, 2/10/24)
Home Runs	2 (4x, last vs. Tennessee, 2/25/24)
Total Bases	9 vs. Utah (4/23/22)
Walks	3 vs. Long Beach State (2/20/22)
Sac Hits	1 at Oregon (5/8/21)
Sac Flies	1 (9x last vs. Michigan, 3/1/24)
Stolen Bases	1 vs. Alabama (2/28/20)
Hit By Pitches	1 (7x, last vs. Florida State, 2/16/24)

SHARLIZE PALACIOS 2-HOMER GAMES (4)

Date	Opponent
Feb. 25, 2024	No. 5 Tennessee
Feb. 18, 2022	UC Santa Barbara
April 23, 2021	Utah
April 9, 2021	New Mexico State

SHARLIZE PALACIOS GRAND SLAMS (6)

Date	Opponent
March 16, 2024	LMU
March 4, 2023	Cal Poly
Feb. 18, 2022	UC Santa Barbara
May 22, 2021	Ole Miss
April 23, 2021	Utah
Feb. 21, 2021	Southern Utah

SHARLIZE PALACIOS' CAREER STATISTICS (2020-22 at ARIZONA)

Season	AVG	GP-GS	AB	R	H	2B	3B	HR	RBI	TB	SLG	BB	HBP	SO	GDP	OBP	SF	SH	SB-ATT	PO	A	E	FLD
2020	.324	13-13	34	2	11	0	0	1	7	14	.441	5	0	8	1	.381	3	0	1-1	100	2	1	.990
2021	.348	55-55	158	33	55	4	0	18	57	113	.854	22	1	36	0	.431	0	1	0-0	83	1	0	1.000
2022	.326	61-61	172	46	56	4	1	20	64	122	.855	36	2	33	4	.441	3	0	0-0	239	28	3	.989
2023	.311	45-45	122	21	38	3	1	10	33	73	.598	17	3	26	1	.403	2	0	0-0	273	10	3	.990
2024	.356	23-23	59	14	21	2	1	7	21	46	.780	7	1	12	1	.426	1	0	0-0	121	15	0	1.000
CAREER	.332	197-197	545	116	181	13	3	56	182	368	.675	87	7	115	7	.424	9	1	1-1	817	56	7	.992

SAVANNAH POLA (5)

JUNIOR – UTIL – 5-4 – L/R – Santa Ana, California (Godinez Fundamental HS)

CAREER HIGHLIGHTS

- 2-time All-Pac-12 Third Team honoree (2023, 2022)
- Pac-12 All-Freshman Team (2022)
- NFCA Freshman of the Year Top 25 Finalist (2022)
- 2-time NFCA West All-Region honoree (Second Team - 2022, Third Team - 2023)
- 3-time Pac-12 Freshman of the Week (last April 25, 2022)

KEY NOTES ON SAVANNAH POLA

- Coming of a 2-for-2 performance with the mercy-rule walk-off hit in game two of last Saturday's double-header versus LMU. Marked her first multi-RBI game since Opening Day on Feb. 8.
- Has started 10 games at second base, five in right field and one in left field.
- Named to the All-Pac-12 Third Time for the second year in a row in 2023.
- Nickname is "Savi."
- Signature moment from 2023: overcoming a fielding error versus Louisiana at the TaxAct Clearwater Invitational. In that game, she re-entered to pinch hit with two outs in the seventh inning and logged a game-tying RBI single to left field. She later came around to score the game-winning run.
- Recorded three consecutive two-hit games versus No. 15 Alabama, No. 8 Virginia Tech and No. 6 Florida State at the TaxAct Clearwater Invitational in 2023.
- Was the only Bruin to start all 59 games in 2023.
- Sociology major. Pursuing a career in sports management.



CAREER HIGHS

At-Bats	5 (2x, last at Utah, 4/30/23)
Runs Scored	3 (2x, last vs. Cal Poly, 3/4/23)
Hits	3 (6x, last vs. Oregon State, 4/6/23)
RBI	6 vs. Texas A&M (3/5/22)
Doubles	2 (4x, last vs. San Diego, 2/12/23)
Triples	1 (3x, last at UC San Diego, 4/4/23)
Home Runs	1 (7x, last vs. Florida State, 2/16/24)
Total Bases	8 vs. Texas A&M (3/5/22)
Walks	3 vs. Florida State (2/16/24)
Sac Hits	1 (5x, last at Arizona, 4/15/23)
Sac Flies	1 (3x, last vs. Arizona State, 4/21/23)
Stolen Bases	1 (6x, last vs. Weber State, 3/2/24)
Hit By Pitches	1 (2x, last vs. Cal State Fullerton, 2/9/23)

SAVANNAH POLA'S CAREER STATISTICS

Season	AVG	GP-GS	AB	R	H	2B	3B	HR	RBI	TB	SLG	BB	HBP	SO	GDP	OBP	SF	SH	SB-ATT	PO	A	E	FLD
2022	.342	58-57	158	31	54	15	1	5	43	86	.544	25	1	24	0	.430	2	3	1-1	21	18	2	.951
2023	.328	59-59	180	39	59	10	2	1	26	76	.422	25	1	13	0	.411	1	2	4-4	54	26	4	.952
2024	.196	20-19	51	5	10	0	0	1	8	13	.255	9	0	5	0	.311	1	0	1-1	21	20	1	.976
CAREER	.316	137-135	389	75	123	25	3	7	77	175	.450	59	2	42	0	.405	4	5	6-6	96	64	7	.958



KAITLYN TERRY (55)  
FRESHMAN – P/OF – 5-6 – L/L – Glendale, Ariz. (Greenway HS)

CAREER HIGHLIGHTS

· Pac-12 Freshman of the Week (March 18, 2024)

KEY NOTES ON KAITLYN TERRY

- Was named Pac-12 Freshman of the Week for the first time in her career last week after picking up two wins versus Rutgers and LMU.
- Threw her third complete-game shutout of the season in her win over LMU last Saturday.
- Her 12 strikeouts versus Weber State on March 2 are tied with Megan Faraimo (2019) and Rachel Garcia (2017) for the most by a Bruins' freshman in the last 15 years. Donna Kerr was the last UCLA freshman to record 12+ strikeouts in a game.
- Ranks second among Pac-12 freshmen with 57 strikeouts this season.
- Owns a perfect 8-0 record. Tied for fourth in the Pac-12 with eight wins.
- A two-time Arizona Gatorade Softball Player of the Year in 2023 and 2021 while competing for Greenway High School.
- Tossed 26 no-hitters and six perfect games in high school.
- Finished her four-year high school career with a 62-9 record, 0.53 earned run average and 1,227 strikeouts over 511.1 innings pitched.
- A two-way player. Has not taken an at-bat yet this season.



CAREER HIGHS

Innings Pitched	6.2 vs. San Diego (2/10/24)
Strikeouts	12 vs. Weber State (3/2/24)
Hits Allowed	8 vs. San Diego (2/10/24)
Runs Allowed	6 vs. San Diego (2/10/24)
Earned Runs	4 vs. San Diego (2/10/24)
Walks Allowed	4 vs. Nebraska (2/23/24)
Home Runs Allowed	1 (3x, last vs. Utah, 3/10/24)

TERRY DOUBLE-DIGIT STRIKEOUT GAMES (1)

Date	Opponent (IP/SO)
March 2, 2024	Weber State (6.0/12)

KAITLYN TERRY'S CAREER STATISTICS

Season	ERA	W-L	APP	GS	CG	SHO	SV	IP	H	R	ER	BB	SO	2B	3B	HR	BF	B/AVG	WP	HBP	BK	SFA	SHA
2024	2.42	8-0	15	8	4	3/0	0	52.0	44	26	18	24	57	4	0	3	230	.220	1	3	0	1	2
CAREER	2.42	8-0	15	8	4	3/0	0	52.0	44	26	18	24	57	4	0	3	230	.220	1	3	0	1	2

TAYLOR TINSLEY (23)

SOPHOMORE – P – 5-7 – R/R – Lawrenceville, Ga. (George Walton Academy)

- CAREER HIGHLIGHTS
- Pac-12 All-Freshman Team (2023)
  - Pac-12 Pitcher of the Week (Feb. 26, 2024)
  - Pac-12 Freshman of the Week (Feb. 13, 2023)

- KEY NOTES ON TAYLOR TINSLEY
- UCLA's ace in 2024, leading the Bruins with a 1.96 earned run average, 84 strikeouts and 71.1 innings pitched.
  - Ranks second in the Pac-12 with 84 strikeouts behind Stanford's NiJaree Canady.
  - Named Pac-12 Pitcher of the Week for the first time in her career on Feb. 26 after pitching three complete games at the Mary Nutter Collegiate Classic. She led all pitchers at the Mary Nutter (30 teams) with 22.0 innings and 30 strikeouts.
  - Posted a 6-1 record with a 1.47 earned run average in 57.1 innings in her freshman 2023 campaign.
  - Pitched three complete-game shutouts in 2023.
  - Became the first Bruin since Amanda Freed in 1999 to pitch a no-hitter in their first career pitching appearance, tossing a no-no versus CSU Bakersfield in her collegiate debut on Feb. 11, 2023.
  - Her top performance of last season was a complete-game shutout with eight strikeouts against Texas A&M at the Mary Nutter Collegiate Classic on Feb. 25, 2023.
  - Pre-med major (psychobiology). Pursuing a career in physical therapy.
  - UCLA's first player out of the state of Georgia.



CAREER HIGHS

Innings Pitched	7.0 (4x, last vs. Tennessee, 2/25/24)
Strikeouts	11 vs. Baylor (2/24/24)
Hits Allowed	11 vs. Baylor (2/24/24)
Runs Allowed	7 vs. Oklahoma State (2/11/24)
Earned Runs	6 vs. Georgia (2/16/24)
Walks Allowed	4 (2x, last vs. Georgia, 2/16/24)
Home Runs Allowed	3 vs. Oklahoma State (2/11/24)

TAYLOR TINSLEY NO-HITTERS (1)

Date	Opponent (IP/SO)
Feb. 11, 2023	CSU Bakersfield (5.0 IP/4 SO)

TINSLEY DOUBLE-DIGIT STRIKEOUT GAMES (1)

Date	Opponent (IP/SO)
Feb. 24, 2024	Baylor (7.0/11)

TAYLOR TINSLEY'S CAREER STATISTICS

Season	ERA	W-L	APP	GS	CG	SHO	SV	IP	H	R	ER	BB	SO	2B	3B	HR	BF	B/AVG	WP	HBP	BK	SFA	SHA
2023	1.47	6-1	20	13	3	3	0	57.1	53	19	12	9	48	11	3	3	245	.230	2	4	0	0	1
2024	1.96	6-5	15	11	6	2	2	71.1	72	31	20	14	84	12	0	12	312	.251	1	6	0	1	4
CAREER	1.74	12-6	35	24	9	5	2	128.2	125	50	32	23	132	23	3	15	557	.242	3	10	0	1	5

JORDAN WOOLERY (15)  
SOPHOMORE – INF – 5-9 – R/R – Walnut Creek, California (Clayton Valley Charter HS)

CAREER HIGHLIGHTS

- Pac-12 Freshman of the Year (2023)
- NFCA Third Team All-American (2023)
- NFCA Freshman of the Year Top 10 List (2023)
- All-Pac-12 First Team (2023)
- NFCA West All-Region First Team (2023)
- Pac-12 All-Freshman Team (2023)

KEY NOTES ON JORDAN WOOLERY

- Has started 17 games at first base and six games at third base in 2024.
- Played at the 2023 Japan All-Star Series with teammate Megan Grant over the Summer.
- The Pac-12 Freshman of the Year, All-Pac-12 First Team and a NFCA Third Team All-American in 2023.
- Named to the NFCA Freshman of the Year Top 10 List with teammate Megan Grant.
- First career home run was a grand slam off Alabama's Montana Fouts at the TaxAct Clearwater Invitational on Feb. 17, 2023.
- Started primarily at first base last season, but moved over to third base during the Pac-12 Tournament.
- Started in 57 games last season, including 52 at first base, two at third base and one as the designated player.
- Led all Pac-12 freshmen and ranked second on the team with a .390 batting average in 2023.
- Her .390 batting average in 2023 ranked fourth all-time by a UCLA freshman (trails Stacey Nuveman, Natasha Watley, Aaliyah Jordan and Kelli Godin).
- Combined for 104 RBI with Megan Grant which is the most by a freshman duo in program history.
- Turned it up in conference play last season, tying for second in the Pac-12 with a .427 batting average and tying for fourth with seven home runs.
- Public affairs major.



CAREER HIGHS

At-Bats	5 vs. Florida State (2/16/24)
Runs Scored	2 (7x, last vs. Michigan, 3/1/24)
Hits	3 (7x, last vs. DePaul, 3/2/24)
RBI	5 vs. Oregon State (4/6/23)
Doubles	2 vs. Nebraska (2/16/23)
Home Runs	2 vs. Oregon State (4/6/23)
Total Bases	8 vs. Oregon State (4/6/23)
Walks	2 (7x, last vs. Utah, 3/9/24)
Sac Flies	1 (4x, last vs. Tennessee, 2/25/24)
Hit By Pitches	1 (3x, last at Utah, 4/29/23)

JORDAN WOOLERY 2-HOMER GAMES (1)

Date	Opponent
April 6, 2023	Oregon State

JORDAN WOOLERY GRAND SLAMS (1)

Date	Opponent
Feb. 17, 2023	No. 15 Alabama

JORDAN WOOLERY'S CAREER STATISTICS

Season	AVG	GP-GS	AB	R	H	2B	3B	HR	RBI	TB	SLG	BB	HBP	SO	GDP	OBP	SF	SH	SB-ATT	PO	A	E	FLD
2023	.390	57-57	164	26	64	12	0	10	46	106	.646	18	3	21	6	.455	2	0	0-0	216	16	5	.979
2024	.323	23-23	62	9	20	3	0	2	15	29	.468	10	0	11	2	.405	2	0	0-0	82	15	0	1.000
CAREER	.372	80-80	226	35	84	15	0	12	61	135	.597	28	3	32	8	.441	4	0	0-0	298	31	5	.985

## SEASON & CAREER HIGHS

### #40 Jadelyn Allchin (Gr.)

Season Highs	Category	Career Highs (2020-23 at Washington)
4, Four Times (last vs. Rutgers, 3/12/24)	<b>At-Bats</b>	5 at Arizona State (3/27/21)
2, Four Times (last vs. Utah, 3/10/24)	<b>Runs Scored</b>	3 vs. Utah Valley (2/21/21)
3 vs. Nebraska (2/23/24)	<b>Hits</b>	4 vs. Utah Valley (2/21/21)
3 vs. Nebraska (2/23/24)	<b>Runs Batted In</b>	6 vs. Utah Valley (2/21/21)
1, Two Times (last vs. Weber State, 3/2/24)	<b>Doubles</b>	2 vs. Utah Valley (4/30/23)
--	<b>Triples</b>	1, Four Times (last at Seattle, 4/26/23)
1, Three Times (last vs. Utah, 3/8/24)	<b>Home Runs</b>	2 vs. Utah Valley (2/21/21)
5 vs. Utah (3/8/24)	<b>Total Bases</b>	11 vs. Utah Valley (2/21/21)
1, Eight Times (last vs. LMU, 3/16/24)	<b>Walks</b>	2, Three Times (last at Houston, 2/17/23)
1 vs. Tennessee (2/25/24)	<b>Sacrifice Hits</b>	1, Four Times (last vs. Tennessee, 2/25/24)
1, Two Times (last vs. LMU, 3/16/24)	<b>Sacrifice Flies</b>	1, Three Times (last vs. LMU, 3/16/24)
1, Two Times (last vs. LMU, 3/16/24)	<b>Stolen Bases</b>	1, Nine Times (last vs. LMU, 3/16/24)
1, Three Times (last vs. Rutgers, 3/12/24)	<b>Hit By Pitches</b>	1, Eight Times (last vs. Rutgers, 3/12/24)

### #7 Maya Brady (R-Sr.)

Season Highs	Category	Career Highs
5 vs. Nebraska (2/23/24)	<b>At-Bats</b>	5, Three Times (last vs. Nebraska, 2/23/24)
3 vs. Florida State (2/26/24)	<b>Runs Scored</b>	4, Two Times (last vs. San Diego, 2/12/23)
3 vs. Nebraska (2/23/24)	<b>Hits</b>	4, Two Times (last vs. San Diego, 2/12/23)
6 vs. Utah (3/10/24)	<b>Runs Batted In</b>	6, Two Times (last vs. Utah, 3/10/24)
1, Five Times (last vs. Rutgers, 3/12/24)	<b>Doubles</b>	2, Two Times (last vs. Cal Poly, 3/4/23)
1 vs. Illinois (2/24/24)	<b>Triples</b>	1, Five Times (last vs. Illinois, 2/24/24)
2 vs. Florida State (2/16/24)	<b>Home Runs</b>	2, Seven Times (last vs. Florida State, 2/16/24)
8 vs. Florida State (2/16/24)	<b>Total Bases</b>	10 vs. San Diego (2/12/23)
2 vs. Utah (3/9/24)	<b>Walks</b>	3, Four Times (last vs. Utah, 5/13/23)
--	<b>Sacrifice Hits</b>	2 vs. Wisconsin (2/22/20)
1 vs. LMU (3/16/24)	<b>Sacrifice Flies</b>	1, Eight Times (last vs. LMU, 3/16/24)
--	<b>Stolen Bases</b>	2, Two Times (last vs. Duke, 5/28/22)
2 vs. Texas (2/9/24)	<b>Hit by Pitches</b>	2 vs. Texas (2/9/24)

### #26 Jayla Castro (Jr.)

Season Highs	Category	Career Highs
3 vs. Rutgers (3/12/24)	<b>At-Bats</b>	3, Two Times (last vs. Rutgers, 3/12/24)
--	<b>Runs Scored</b>	1, Three Times (last vs. Arizona, 3/21/22)
1, Two Times (last vs. LMU, 3/16/24)	<b>Hits</b>	1, Eight Times (last vs. LMU, 3/16/24)
--	<b>Runs Batted In</b>	3 vs. CSU Bakersfield (3/11/22)
--	<b>Home Runs</b>	1, Two Times (last vs. Arizona, 3/21/22)
1, Two Times (last vs. LMU, 3/16/24)	<b>Total Bases</b>	4, Two Times (last vs. Arizona, 3/21/22)
--	<b>Walks</b>	3 vs. CSU Bakersfield (3/11/22)
--	<b>Sacrifice Flies</b>	1, Three Times (last vs. San Diego, 3/19/22)

### #51 Jada Cecil (Jr.)

Season Highs	Category	Career Highs (2022-23 at UC San Diego)
4.2 vs. Maryland (2/9/24)	<b>Innings Pitched</b>	8.0, Two Times (last at UC Davis, 4/23/23)
6 vs. DePaul (3/2/24)	<b>Strikeouts</b>	16 vs. Hawai'i (4/1/22)
11 vs. Texas (2/10/24)	<b>Hits Allowed</b>	11 vs. Texas (2/10/24)
12 vs. Texas (2/10/24)	<b>Runs Allowed</b>	12 vs. Texas (2/10/24)
12 vs. Texas (2/10/24)	<b>Earned Runs Allowed</b>	12 vs. Texas (2/10/24)
6 vs. Texas (2/10/24)	<b>Walks Allowed</b>	6 vs. Texas (2/10/24)

### #11 Seneca Curo (R-Sr.)

Season Highs	Category	Career Highs
3 vs. Texas (2/9/24)	<b>At-Bats</b>	4, Two Times (last at Stanford, 4/8/22)
1, Four Times (last vs. LMU, 3/16/24)	<b>Runs Scored</b>	2, Three Times (last vs. CSU Bakersfield, 2/10/23)
1, Three Times (last vs. LMU, 3/16/24)	<b>Hits</b>	3 vs. Florida (2/22/20)
1 vs. San Diego (2/10/24)	<b>Runs Batted In</b>	5 vs. Pittsburgh (2/9/20)
--	<b>Doubles</b>	1, Seven Times (last vs. Florida State, 2/18/23)
--	<b>Home Runs</b>	1, Four Times (last vs. Nebraska, 2/16/23)
1, Three Times (last vs. LMU, 3/16/24)	<b>Total Bases</b>	4, Four Times (last vs. Nebraska, 2/16/23)
1, Three Times (last vs. Rutgers, 3/12/24)	<b>Walks</b>	1, 18 Times (last vs. Rutgers, 3/12/24)
1 vs. Michigan (3/1/24)	<b>Sacrifice Hits</b>	1, Five Times (last vs. Florida State, 2/18/23)
--	<b>Sacrifice Flies</b>	1, Six Times (last vs. Loyola Marymount, 2/11/23)
1 vs. San Jose State (3/3/24)	<b>Stolen Bases</b>	1, Five Times (last vs. San Jose State, 3/3/24)
--	<b>Hit By Pitches</b>	2 vs. CSUN (2/10/22)

### #43 Megan Grant (So.)

Season Highs	Category	Career Highs
4, Three Times (last vs. Rutgers, 3/12/24)	<b>At-Bats</b>	4, 21 Times (last vs. Rutgers, 3/12/24)
2, Three Times (last vs. Michigan, 3/1/24)	<b>Runs Scored</b>	2, 11 Times (last vs. Michigan, 3/1/24)
3, Two Times (last vs. Baylor, 2/24/24)	<b>Hits</b>	4, Two Times (last vs. Arizona State, 4/21/23)
3, Two Times (last vs. Michigan, 3/1/24)	<b>Runs Batted In</b>	5, Two Times (last at Arizona, 4/16/23)
2 vs. Florida State (2/16/24)	<b>Doubles</b>	2 vs. Florida State (2/16/24)
1 vs. LMU (3/16/24)	<b>Triples</b>	1, Three Times (last vs. LMU, 3/16/24)
1, Two Times (last vs. DePaul, 3/2/24)	<b>Home Runs</b>	2 at Arizona (4/16/23)
5, Two Times (last vs. Michigan, 3/1/24)	<b>Total Bases</b>	8, Three Times (last vs. Arizona State, 4/21/23)
1, Six Times (last vs. Utah, 3/8/24)	<b>Walks</b>	2 vs. CSU Bakersfield (2/11/23)
1, Two Times (last vs. Utah, 3/9/24)	<b>Sacrifice Flies</b>	1, Seven Times (last vs. Utah, 3/9/24)
--	<b>Stolen Bases</b>	1 vs. Arizona State (4/21/23)
1, Two Times (last vs. Utah, 3/8/24)	<b>Hit By Pitches</b>	1, Six Times (last vs. Utah, 3/8/24)

### #30 Lauren Hatch (Jr.)

Season Highs	Category	Career Highs
1, Five Times (last vs. LMU, 3/16/24)	<b>Runs Scored</b>	1, 43 Times (last vs. LMU, 3/16/24)
1, Two Times (last vs. San Jose State, 3/3/24)	<b>Stolen Bases</b>	2 vs Oregon State (4/6/23)

### #24 Thessa Malau'ulu

Season Highs	Category	Career Highs
3, Four Times (last vs. Tennessee, 2/25/24)	<b>At-Bats</b>	4, Four Times (last vs. LMU, 5/21/22)
2, Two Times (last vs. Utah, 3/10/24)	<b>Runs Scored</b>	3 vs. San Jose State (3/7/21)
2, Two Times (last vs. Weber State, 3/2/24)	<b>Hits</b>	3 vs. Texas A&M (3/5/22)
2, Two Times (last vs. Utah, 3/10/24)	<b>Runs Batted In</b>	2, Five Times (last vs. Utah, 3/10/24)
1, Four Times (last vs. LMU, 3/16/24)	<b>Doubles</b>	2 vs. San Jose State (3/7/21)
3 vs. San Diego (2/10/24)	<b>Total Bases</b>	4, Two Times (last vs. Texas A&M, 3/5/22)
2 vs. Rutgers (3/12/24)	<b>Walks</b>	2, Two Times (last vs. Rutgers, 3/12/24)
--	<b>Sacrifice Hits</b>	2 at Fresno State (5/22/21)
--	<b>Stolen Bases</b>	1, Three Times (last vs. Cal Poly, 3/3/22)

### #3 Janelle Meoño (R-Sr.)

Season Highs	Category	Career Highs (2020-22 at Arizona)
4 vs. San Jose State (3/3/24)	<b>At-Bats</b>	5, Three Times (last at Arkansas, 5/29/21)
3 vs. LMU (3/16/24)	<b>Runs Scored</b>	3, Three Times (last vs. LMU, 3/16/24)
3 vs. Tennessee (2/25/24)	<b>Hits</b>	4 vs. New Mexico State (4/9/21)
1, Two Times (last vs. Weber State, 3/2/24)	<b>Runs Batted In</b>	2, Two Times (last vs. California, 5/2/21)
--	<b>Doubles</b>	2 vs. Ole Miss (5/23/21)
1 vs. Tennessee (2/25/24)	<b>Triples</b>	1, Three Times (last vs. Tennessee, 2/25/24)
--	<b>Home Runs</b>	1 vs. Grand Canyon (4/13/21)
5 vs. Tennessee (2/25/24)	<b>Total Bases</b>	5, Three Times (last vs. Tennessee, 2/25/24)
2 vs. LMU (3/16/24)	<b>Walks</b>	3 vs. Southern Utah (2/11/22)
--	<b>Sacrifice Hits</b>	2 vs. Louisiana (2/19/23)
1, Three Times (last vs. LMU, 3/16/24)	<b>Stolen Bases</b>	2, Two Times (last vs. New Mexico State, 4/9/21)

### #88 Addison Mettler (Fr.)

Season Highs	Category	Career Highs
3 vs. Georgia (2/16/24)	<b>At-Bats</b>	Same
1 vs. Georgia (2/16/24)	<b>Hits</b>	Same
1 vs. Georgia (2/16/24)	<b>Runs Batted In</b>	Same
1 vs. Georgia (2/16/24)	<b>Total Bases</b>	Same

### #52 Madison Pacini (R-Jr.)

Season Highs	Category	Career Highs (2019-20 at Tennessee)
3, Two Times (last vs. Tennessee 2/25/24)	<b>At-Bats</b>	3, Six Times (last vs. Tennessee, 2/25/24)
--	<b>Runs Scored</b>	2 vs. Notre Dame (2/15/19)
1, Four Times (last vs. LMU, 3/16/24)	<b>Hits</b>	2 vs. Notre Dame (2/15/19)
1 vs. Florida State (2/16/24)	<b>Runs Batted In</b>	3 vs. Mississippi State (4/13/19)
--	<b>Triples</b>	1 vs. Mississippi State (4/13/19)
--	<b>Home Runs</b>	1 vs. Notre Dame (2/15/19)
1, Four Times (last vs. LMU, 3/16/24)	<b>Total Bases</b>	5 vs. Notre Dame (2/15/19)
1, Two Times (last vs. Rutgers, 3/12/24)	<b>Walks</b>	1, 10 Times (last vs. Rutgers, 3/12/24)

### #13 Sharlize Palacios (R-Sr.)

Season Highs	Category	Career Highs (2020-22 at Arizona)
4 vs. Baylor (2/24/24)	<b>At-Bats</b>	5, Two Times (last vs. Washington, 4/3/22)
2, Two Times (last vs. Tennessee, 2/25/24)	<b>Runs Scored</b>	3 vs. Southern Utah (2/10/22)
3 vs. Rutgers (3/12/24)	<b>Hits</b>	3, 11 Times (last vs. Rutgers, 3/12/24)
5 vs. LMU (3/16/24)	<b>Runs Batted In</b>	7 vs. UC Santa Barbara (2/18/22)
1, Two Times (last vs. Rutgers, 3/12/24)	<b>Doubles</b>	2 vs. Fresno State (4/30/22)
1 vs. San Diego (2/10/24)	<b>Triples</b>	1, Three Times (last vs. San Diego, 2/10/24)
2 vs. Tennessee (2/25/24)	<b>Home Runs</b>	2, Four Times (last vs. Tennessee, 2/25/24)
8 vs. Tennessee (2/25/24)	<b>Total Bases</b>	9 vs. Utah (4/23/22)
1, Seven Times (last vs. LMU, 3/16/24)	<b>Walks</b>	3 vs. Long Beach State (2/20/22)
--	<b>Sacrifice Hits</b>	1 at Oregon (5/8/21)
1 vs. Michigan (3/1/24)	<b>Sacrifice Flies</b>	1, Nine Times (last vs. Michigan, 3/1/24)
--	<b>Stolen Bases</b>	1 vs. Alabama (2/28/20)
1 vs. Florida State (2/16/24)	<b>Hit By Pitches</b>	1, Seven Times (last vs. Florida State, 2/16/24)

### #5 Savannah Pola (Jr.)

Season Highs	Category	Career Highs
4, Two Times (last vs. San Diego, 2/10/24)	<b>At-Bats</b>	5, Two Times (last at Utah, 4/30/23)
2 vs. Florida State (2/16/24)	<b>Runs Scored</b>	3, Two Times (last vs. Cal Poly, 3/4/23)
2, Two Times (last vs. LMU, 3/16/24)	<b>Hits</b>	3, Six Times (last vs. Oregon State, 4/6/23)
3 vs. LMU (3/16/24)	<b>Runs Batted In</b>	6 vs. Texas A&M (3/5/22)
--	<b>Doubles</b>	2, Four Times (last vs. San Diego, 2/12/23)
--	<b>Triples</b>	1, Three Times (last at UC San Diego, 4/4/23)
1 vs. Florida State (2/16/24)	<b>Home Runs</b>	1, Seven Times (last vs. Florida State, 2/16/24)
4 vs. Florida State (2/16/24)	<b>Total Bases</b>	8 vs. Texas A&M (3/5/22)
3 vs. Florida State (2/16/24)	<b>Walks</b>	3 vs. Florida State (2/16/24)
--	<b>Sacrifice Hits</b>	1, Five Times (last at Arizona, 4/15/23)
1 vs. Illinois (2/24/24)	<b>Sacrifice Flies</b>	1, Three Times (last vs. Arizona State, 4/21/23)
1 vs. Weber State (3/2/24)	<b>Stolen Bases</b>	1, Six Times (last vs. Weber State, 3/2/24)
--	<b>Hit By Pitches</b>	1, Two Times (last vs. Cal State Fullerton, 2/9/23)



## SEASON & CAREER HIGHS

### #22 Taylor Stephens (Jr.)

Season Highs	Category	Career Highs
3, Five Times (last vs. Utah, 3/10/24)	<b>At-Bats</b>	3, Six Times (last vs. Utah, 3/10/24)
2 vs. Utah (3/10/24)	<b>Runs Scored</b>	2 vs. Utah (3/10/24)
2 vs. Utah (3/10/24)	<b>Hits</b>	2, Two Times (last vs. Utah, 3/10/24)
2 vs. Weber State (3/2/24)	<b>Runs Batted In</b>	2, Two Times (last vs. Weber State, 3/2/24)
--	<b>Doubles</b>	1 vs. CSU Bakersfield (2/10/23)
1 vs. Weber State (3/2/24)	<b>Home Runs</b>	1, Two Times (last vs. Weber State, 3/2/24)
4 vs. Weber State (3/2/24)	<b>Total Bases</b>	6 vs. CSU Bakersfield (2/10/23)
2 vs. Florida State (2/16/24)	<b>Walks</b>	2 vs. Florida State, 2/16/24)
--	<b>Stolen Bases</b>	1 vs. Weber State (3/4/22)

### #31 Ramsey Suarez (So.)

Season Highs	Category	Career Highs
3, Two Times (last vs. Utah, 3/8/24)	<b>At-Bats</b>	3, Three Times (last vs. Utah, 3/8/24)
1 vs. Weber State (3/2/24)	<b>Runs Scored</b>	1, Four Times (last vs. Weber State, 3/2/24)
1, Four Times (last vs. LMU, 3/16/24)	<b>Hits</b>	2 vs. San Diego (2/12/23)
2 vs. Utah (3/8/24)	<b>Runs Batted In</b>	3 vs. San Diego (2/12/23)
1 vs. Utah (3/8/24)	<b>Doubles</b>	1 vs. Utah (3/8/24)
--	<b>Home Runs</b>	1, Two Times (last at CSUN, 4/25/23)
2 vs. Utah (3/8/24)	<b>Total Bases</b>	5 vs. San Diego (2/12/23)
1, Two Times (last vs. Rutgers, 3/12/24)	<b>Walks</b>	1, 10 Times (last vs. Rutgers, 3/12/24)
1 vs. Nebraska (2/23/24)	<b>Sacrifice Flies</b>	1, Two Times (last vs. Nebraska, 2/23/24)
1 vs. Oklahoma State (2/11/24)	<b>Hit by Pitches</b>	1 vs. Oklahoma State (2/11/24)

### #55 Kaitlyn Terry (Fr.)

Season Highs	Category	Career Highs
6.2 vs. San Diego (2/10/24)	<b>Innings Pitched</b>	Same
12 vs. Weber State (3/2/24)	<b>Strikeouts</b>	Same
8 vs. San Diego (2/10/24)	<b>Hits Allowed</b>	Same
6 vs. San Diego (2/10/24)	<b>Runs Allowed</b>	Same
4 vs. San Diego (2/10/24)	<b>Earned Runs Allowed</b>	Same
4 vs. Nebraska (2/23/24)	<b>Walks Allowed</b>	Same
1, Three Times (last vs. Utah, 3/10/24)	<b>Home Runs Allowed</b>	Same

### #23 Taylor Tinsley (So.)

Season Highs	Category	Career Highs
7.0, Four Times (last vs. Tennessee, 2/25/24)	<b>Innings Pitched</b>	7.0, Five Times (last vs. Tennessee, 2/25/24)
11 vs. Baylor (2/24/24)	<b>Strikeouts</b>	11 vs. Baylor (2/24/24)
11 vs. Baylor (2/24/24)	<b>Hits Allowed</b>	11 vs. Baylor (2/24/24)
7 vs. Oklahoma State (2/11/24)	<b>Runs Allowed</b>	7 vs. Oklahoma State (2/11/24)
6 vs. Georgia (2/16/24)	<b>Earned Runs Allowed</b>	6 vs. Georgia (2/16/24)
4 vs. Georgia (2/16/24)	<b>Walks Allowed</b>	4, Two Times (last vs. Georgia, 2/16/24)
3 vs. Oklahoma State (2/11/24)	<b>Home Runs Allowed</b>	3 vs. Oklahoma State (2/11/24)

### #15 Jordan Woolery (So.)

Season Highs	Category	Career Highs
5 vs. Florida State (2/16/24)	<b>At-Bats</b>	5 vs. Florida State (2/16/24)
2 vs. Michigan (3/1/24)	<b>Runs Scored</b>	2, Seven Times (last vs. Michigan, 3/1/24)
3, Two Times (last vs. DePaul, 3/2/24)	<b>Hits</b>	3, Seven Times (last vs. DePaul, 3/2/24)
4 vs. Illinois (2/24/24)	<b>Runs Batted In</b>	5 vs. Oregon State (4/6/23)
1, Three Times (last vs. Weber State, 3/2/24)	<b>Doubles</b>	2 vs. Nebraska (2/16/23)
1, Two Times (last vs. Tennessee, 2/25/24)	<b>Home Runs</b>	2 vs. Oregon State (4/6/23)
5 vs. Illinois (2/24/24)	<b>Total Bases</b>	8 vs. Oregon State (4/6/23)
2, Two Times (last vs. Utah, 3/9/24)	<b>Walks</b>	2, Seven Times (last vs. Utah, 3/9/24)
1, Two Times (last vs. Tennessee, 2/25/24)	<b>Sacrifice Flies</b>	1, Four Times (last vs. Tennessee, 2/25/24)
--	<b>Hit By Pitches</b>	1, Three Times (last at Utah, 4/29/23)

# OVERALL STATISTICS

Overall: 17-6    Home: 8-3    Away: 0-0    Neutral: 9-3    Pac-12: 3-0

Player	avg	gp-gs	ab	r	h	2b	3b	hr	rbi	tb	slg%	bb	hp	so	gdp	ob%	sf	sh	sb-att	po	a	e	fld%
3 Meono, Janelle	.455	19-14	33	20	15	0	1	0	2	17	.515	9	0	1	0	.571	0	0	3-3	17	1	0	1.000
7 Brady, Maya	.382	23-23	68	21	26	5	1	6	30	51	.750	13	2	5	0	.488	1	0	0-1	34	38	10	.878
43 Grant, Megan	.379	23-23	66	12	25	5	1	2	16	38	.576	6	2	13	0	.434	2	0	0-0	51	1	3	.945
13 Palacios, Sharlize	.356	23-23	59	14	21	2	1	7	21	46	.780	7	1	12	1	.426	1	0	0-0	121	15	0	1.000
24 Malau'ulu, Thessa	.341	20-17	41	12	14	4	0	0	8	18	.439	8	1	6	0	.460	0	0	0-1	17	15	2	.941
15 Woolery, Jordan	.323	23-23	62	9	20	3	0	2	15	29	.468	10	0	11	2	.405	2	0	0-0	82	15	0	1.000
40 Allchin, Jadelyn	.290	23-23	62	17	18	2	0	3	16	29	.468	8	3	10	0	.387	2	1	2-2	26	2	0	1.000
22 Stephens, Taylor	.241	17-11	29	5	7	0	0	1	6	10	.345	2	1	6	0	.313	0	0	0-1	9	1	0	1.000
5 Pola, Savannah	.196	20-19	51	5	10	0	0	1	8	13	.255	9	0	5	0	.311	1	0	1-1	21	20	1	.976
31 Suarez, Ramsey	.167	16-7	24	1	4	1	0	0	4	5	.208	2	1	5	0	.250	1	0	0-0	0	0	0	.000
11 Curo, Seneca	.125	13-11	24	4	3	0	0	0	1	3	.125	3	0	7	0	.222	0	1	1-1	15	15	2	.938
-----																							
28 Ramirez, Alexis	.455	5-5	11	3	5	1	0	1	2	9	.818	1	0	2	0	.500	0	0	0-0	16	2	0	1.000
52 Pacini, Madison	.333	10-3	12	0	4	0	0	0	1	4	.333	2	0	3	1	.429	0	0	0-0	0	0	0	.000
26 Castro, Jayla	.333	4-3	6	0	2	0	0	0	0	2	.333	0	0	1	0	.333	0	0	0-0	17	1	0	1.000
88 Mettler, Addison	.167	4-2	6	0	1	0	0	0	1	1	.167	0	0	2	0	.167	0	0	0-0	4	0	1	.800
25 McNulty, Mia	.000	1-0	1	1	0	0	0	0	0	0	.000	0	0	0	0	.000	0	0	0-0	2	0	0	1.000
56 Osteen, Liesl	.000	13-0	0	8	0	0	0	0	0	0	.000	0	0	0	0	.000	0	0	1-1	0	0	0	.000
30 Hatch, Lauren	.000	15-0	0	5	0	0	0	0	0	0	.000	0	0	0	0	.000	0	0	2-2	0	0	0	.000
4 Pinedo, Rylee	.000	4-0	0	2	0	0	0	0	0	0	.000	0	0	0	0	.000	0	0	0-0	0	0	0	.000
44 Blunt, Kate	.000	2-0	0	1	0	0	0	0	0	0	.000	0	0	0	0	.000	0	0	0-0	0	0	0	.000
Totals	.315	23	555	140	175	23	4	23	131	275	.495	80	11	89	4	.405	10	2	10-13	432	138	21	.964
Opponents	.259	23	579	90	150	24	0	23	82	243	.420	62	13	157	1	.342	4	6	8-13	397	138	17	.969

LOB - Team (121), Opp (142). DPs turned - Team (4), Opp (10). IBB - Team (2), Palacios 1, Grant 1, Opp (2).

## (All games Sorted by Earned run avg)

Player	era	w-l	app	gs	cg	sho	sv	ip	h	r	er	bb	so	2b	3b	hr	b/avg	wp	hp	bk	sfa	sha
23 Tinsley, Taylor	1.96	6-5	15	11	6	2/0	2	71.1	72	31	20	14	84	12	0	12	.251	1	6	0	1	4
55 Terry, Kaitlyn	2.42	8-0	15	8	4	3/0	0	52.0	44	26	18	24	57	4	0	3	.220	1	3	0	1	2
51 Cecil, Jada	9.10	3-1	8	4	0	0/0	0	20.0	32	29	26	20	16	8	0	7	.360	1	4	0	1	0
-----																						
10 Ficke, Mackenzie	42.00	0-0	1	0	0	0/0	0	0.2	2	4	4	4	0	0	0	1	.667	0	0	0	1	0
Totals	3.31	17-6	23	23	10	5/0	2	144.0	150	90	68	62	157	24	0	23	.259	3	13	0	4	6
Opponents	6.40	6-17	23	23	7	2/0	2	132.1	175	140	121	80	89	23	4	23	.315	10	11	0	10	2

PB - Team (2), Palacios 1, Castro 1, Opp (2). SBA/ATT - Palacios (6-10), Tinsley (3-5), Terry (3-4), Cecil (2-4), Ramirez (1-2), Castro (1-1).

## STARTERS SUMMARY

		Position											Batting Order									
Player	GS	p	c	1b	2b	3b	ss	lf	cf	rf	of	dh	1st	2nd	3rd	4th	5th	6th	7th	8th	9th	
7 Brady, Maya	23	.	.	.	.	.	23	.	.	.	.	.	14	7	2	.	.	.	.	.	.	
40 Allchin, Jadelyn	23	.	.	.	.	.	.	12	9	2	.	.	4	8	2	.	.	.	4	3	2	
43 Grant, Megan	23	.	.	6	.	.	.	4	.	13	.	.	.	1	1	17	4	.	.	.	.	
13 Palacios, Sharliz	23	.	18	.	.	.	.	.	.	.	5	.	.	.	2	2	16	3	.	.	.	
15 Woolery, Jordan	23	.	.	17	.	6	.	.	.	.	.	.	.	.	13	4	3	3	.	.	.	
5 Pola, Savannah	19	.	.	.	10	.	.	1	.	5	3	.	2	7	.	.	.	6	3	.	1	
24 Malau'ulu, Thess	17	.	.	.	.	17	.	.	.	.	.	.	.	.	.	.	.	1	9	1	6	
3 Meono, Janelle	14	.	.	.	.	.	.	14	.	.	.	.	3	.	.	.	.	.	.	.	11	
23 Tinsley, Taylor	11	11	.	.	.	.	.	.	.	.	.	.	.	.	.	.	.	.	.	.	.	
22 Stephens, Taylor	11	.	.	.	2	.	.	6	.	1	2	.	.	.	.	.	.	2	2	3	4	
11 Curo, Seneca	11	.	.	.	11	.	.	.	.	.	.	.	.	.	.	.	.	1	2	7	1	
55 Terry, Kaitlyn	8	8	.	.	.	.	.	.	.	.	.	.	.	.	.	.	.	.	.	.	.	
31 Suarez, Ramsey	7	.	.	.	.	.	.	.	.	.	7	.	.	.	.	.	.	2	3	2	.	
28 Ramirez, Alexis	5	.	2	.	.	.	.	.	.	2	1	.	.	.	3	.	.	1	1	.	.	
51 Cecil, Jada	4	4	.	.	.	.	.	.	.	.	.	.	.	.	.	.	.	.	.	.	.	
26 Castro, Jayla	3	.	3	.	.	.	.	.	.	.	.	.	.	.	.	.	.	.	.	3	.	
52 Pacini, Madison	3	.	.	.	.	.	.	.	.	.	3	.	.	.	.	.	.	.	.	3	.	
88 Mettler, Addison	2	.	.	.	.	.	.	.	.	.	2	.	.	.	.	.	.	.	.	2	.	