



UCLA MEN'S BASKETBALL

UCLA Athletic Communications / J.D. Morgan Center / 325 Westwood Plaza / Los Angeles, CA 90095
Men's Basketball Contact: Alex Timiraos / atimiraos@athletics.ucla.edu / o: (310) 206-0524

UCLA'S TOP SCORERS

No.	Player	GP	GS	MPG	RPG	APG	PPG
34	Tyler Bilodeau	9	9	26.1	5.9	1.1	13.3
3	Eric Dailey Jr.	9	9	22.3	5.2	1.7	12.3
12	Sebastian Mack	9	0	21.2	1.6	2.0	10.6
2	Dylan Andrews	7	6	23.7	0.9	3.1	8.9

2024-25 SCHEDULE

November

Mon.	4	Rider	FS1	W	85-50
Fri.	8	vs. New Mexico ¹	CBS-SN	L	64-72
Mon.	11	Boston University	BTN	W	71-40
Fri.	15	Lehigh	BIG+	W	85-45
Wed.	20	Idaho State ²	BTN	W	84-70
Fri.	22	Cal State Fullerton ²	BTN	W	80-47
Tue.	26	Southern Utah	BTN	W	88-43

December

Tue.	3	Washington*	FS1	W	69-58
Sun.	8	at (12) Oregon*	BTN	W	73-71
Sat.	14	vs. Arizona ³	ESPN2	1 p.m. (MT)	
Tue.	17	Prairie View A&M	FOX	6:30 p.m.	
Sat.	21	vs. North Carolina ⁴	CBS	3 p.m. (ET)	
Sat.	28	vs. (8) Gonzaga ⁵	FOX	1 or 5 p.m.	

January

Sat.	4	at Nebraska*	FOX	1 p.m. (CT)	
Tue.	7	(14) Michigan*	Peacock	7 p.m.	
Fri.	10	at Maryland*	FOX	8 p.m. (ET)	
Mon.	13	at Rutgers*	FS1	6:30 p.m. (ET)	
Fri.	17	Iowa*	FS1	6 p.m.	
Tue.	21	Wisconsin*	FS1	6:30 p.m.	
Fri.	24	at Washington*	FS1	8 p.m.	
Mon.	27	at USC*	FS1	7 p.m.	
Thu.	30	(12) Oregon*	FS1	7:30 p.m.	

February

Tue.	4	(21) Michigan State*	Peacock	7 p.m.	
Sat.	8	Penn State*	BTN	1 p.m.	
Tue.	11	at Illinois*	Peacock	7 p.m. (CT)	
Fri.	14	at Indiana*	FOX	8 p.m. (ET)	
Tue.	18	Minnesota*	FS1	7:30 p.m.	
Sun.	23	Ohio State*	CBS	12:45 p.m.	
Fri.	28	at (11) Purdue*	FOX	8 p.m. (ET)	

March

Mon.	3	at Northwestern*	FS1	8 p.m. (CT)	
Sat.	8	USC*	FOX or FS1	3 or 5 p.m.	

Postseason Schedule

March 12-16	Big Ten Tournament ⁶	Indianapolis, Ind.
March 18-19	NCAA First Four	Dayton, Ohio
March 20-23	NCAA First, Second Rounds	TBD
March 27-30	NCAA Regional	TBD
April 5 and 7	NCAA Final Four ⁷	San Antonio, Texas

*Big Ten Conference games
rankings in parenthesis, from the weekly AP poll

- at Lee's Family Forum (Henderson, Nev.)
- Bruin Classic, hosted in Pauley Pavilion
- at Footprint Center (Phoenix, Ariz.)
- CBS Sports Classic, at Madison Square Garden (New York, N.Y.)
- at Intuit Dome (Los Angeles, Calif.)
- Big Ten Tournament, at Gainbridge Fieldhouse (Indianapolis, Ind.)
- NCAA Final Four, at the Alamodome (San Antonio, Texas)

UCLA ON SOCIAL MEDIA

Men's Basketball on X: @UCLAMB
Men's Basketball Instagram: @UCLAMB
Men's Basketball Facebook: /UCLAMensBasketball
UCLA Athletics on X: @UCLAathletics
UCLA Athletics Instagram: @UCLAathletics
UCLA Athletics Facebook: /UCLAathletics

#GoBruins

No. 24/21 UCLA Bruins (8-1) vs. Arizona Wildcats (4-4)

Saturday, Dec. 14 – 12 p.m. PT / 1 p.m. PT
Phoenix, Ariz. (Footprint Center)

GAME INFORMATION

Venue:	Footprint Center (Phoenix, Ariz.)
Capacity:	17,071
Tipoff Time:	12:05 p.m. PT / 1:05 p.m. MT
Television:	ESPN2
TV Talent:	Roxy Bernstein (play-by-play), Fran Fraschilla (analyst)
Radio (UCLA Audio Network):	AM 570
Radio Talent:	Josh Lewin (play-by-play), Tracy Murray (analyst)
SIRIUS XM:	Ch. 372



vs.



8-1

4-4

UCLA has tallied an all-time record of 63-50 against Arizona. Over the past six seasons, UCLA has gone 7-6.

CATCHING UP ON THE BRUINS

- UCLA has opened with an 8-1 record for the first time since the 2021-22 basketball season.
- This marks the 106th basketball season at UCLA and the sixth year with head coach Mick Cronin at the helm.
- Saturday's game in Phoenix will mark the 21st meeting between UCLA and Arizona since January of 2016.
- Through games played on Tuesday, Dec. 10, UCLA ranked No. 1 in the nation in scoring defense (55.1 ppg).
- Junior forward Tyler Bilodeau leads the Bruins in scoring (13.3 ppg) and rebounding (5.9 rpg).
- Sophomore guard/forward Eric Dailey Jr. has averaged 12.3 points and 5.2 rebounds per game.
- Eight Bruins have averaged at least 5.0 points per game (with three players averaging at least 10.0 points per game).
- The Bruins have forced an average of 18.2 turnovers per game through eight contests (No. 3, nationally).
- UCLA has limited the opposition to 60 points or fewer in six of nine games this season.
- Five Bruins have shot at least 38 percent from beyond the 3-point arc (led by Lazar Stefanovic, at 47.8%, 11-for-23).
- The Bruins will play just one more home game in the month of December (Tuesday, Dec. 17, vs. Prairie View A&M).
- UCLA's program added nine incoming players this season – six transfer students and three freshmen.
- As head coach, Mick Cronin has led UCLA to a 123-54 record, now in his sixth season with the Bruins.

UCLA VERSUS ARIZONA

- The Bruins have totaled have gone 63-50 against Arizona in a series that began in 1923 and resumed in 1951.
- Most recently, Arizona swept a pair of games in Pac-12 play against UCLA last season.
- UCLA's most recent neutral-site matchups with Arizona have taken place in Las Vegas at the Pac-12 Tournament.
- UCLA and Arizona last played an overtime game in the semifinals of the 2018 Pac-12 Tournament (Arizona won, 78-67).
- Neutral-site contests between these schools will take place in 2025-26 (Las Vegas) and in 2027-28 (Los Angeles).
- Since 2014, UCLA and Arizona met for the Pac-12 Tournament championship three times (2014, 2022 and 2023).

MOST RECENTLY, FOR UCLA

The Bruins have won seven consecutive games, including a 73-71 win at No. 12 Oregon on Sunday, Dec. 8. Dylan Andrews finished with 10 points in that win, drilling a game-winning 3-pointer with 0.4 seconds to play at Oregon's Matthew Knight Arena. The Bruins led Oregon by nine points, at 67-58, with just under four minutes to play. Oregon used a 13-3 scoring run over the next three-plus minutes to lead, 71-70, with just 10 seconds remaining. Eric Dailey Jr. finished with a season-best 19 points in the win, connecting on 7 of 8 shots overall and 3 of 4 attempts from 3-point distance.

BEATING THE BUZZER: In a win over UC Riverside last season (Nov. 30, 2023), Dylan Andrews drove to the hoop and made a driving bank shot just inside the paint with 3.2 seconds to play, lifting UCLA to a 66-65 win. During UCLA's 2020-21 season (Feb. 20, 2021), then-freshman Jaylen Clark made the second of two free throws, after being fouled on a put-back attempt, to snap a 79-79 tie with 1.4 seconds left against Arizona State in Pauley Pavilion (UCLA won, 80-79).

TALENTED TYLER

Junior Tyler Bilodeau has averaged team highs in scoring (13.3 ppg) and rebounding (5.9 rpg), through nine contests. He has shot 47.1 percent overall and 38.5 percent from 3-point distance (10-for-26). He has scored in double figures in six games, including a 23-point and 15-rebound effort in a loss to New Mexico on Friday, Nov. 8. In UCLA's win over Idaho State (Nov. 20), Bilodeau shot 4-for-4 from 3-point range. He became UCLA's first player to shoot 100% from 3-point range, with a minimum of four attempts, since Nov. 17, 2021, when Tyger Campbell was a perfect 4-for-4 in a win over North Florida.

GETTING TO THE LINE

Sophomore Sebastian Mack has shot 37-for-46 at the free throw line in nine games (all off the bench). He made 15 of 16 free throws (and totaled 21 points) in an 84-70 win against Idaho State on Nov. 20. His 15 made free throws were the most in a game by any UCLA player since Bryce Alford went 17-for-18 (free throws) in a 96-93 double-overtime loss at Washington on Jan. 1, 2016. Prior to that game, then-freshman Jordan Adams (in his second collegiate contest) went 16-for-16 at the line in an 80-79 win over UC Irvine on Nov. 13, 2012.

NATIONAL NUMBERS

Through games played on Tuesday, Dec. 10, the Bruins ranked No. 1 in the nation in scoring defense (55.1 ppg), No. 3 in turnovers forced per game (18.2) and No. 6 in turnover margin (7.6). In addition, UCLA's team ranks No. 7 in scoring margin (22.6 ppg), No. 12 in field goal percentage defense (37.5%) and No. 41 in 3-point field goal percentage defense (28.5%). UCLA has averaged 9.6 steals per game (No. 33, nationally), as guards Kobe Johnson (2.1 spg) and Skyy Clark (2.0 spg) rank among the Big Ten Conference's top seven leaders in that category. Johnson's team-best 2.07 assist to turnover ratio ranks No. 12 in the Big Ten and among the top 175, nationally, through Tuesday, Dec. 10.

MEDIA INFORMATION

UCLA Athletic Communications

J.D. Morgan Center, Suite 128

325 Westwood Plaza, Los Angeles, CA 90095

Men's Basketball Contact	Alex Timiraos
Cell Phone	(310) 847-9231
E-mail	atimiraos@athletics.ucla.edu
Website	www.uclabruins.com

Media Availability

UCLA's media requests and all credential inquiries are coordinated through the university's Athletic Communications Office. Coach Cronin and selected student-athletes are available during the men's basketball season on designated dates. For details about UCLA's media availability and all interview requests, please contact Alex Timiraos in the UCLA Athletic Communications Office.

Alex Timiraos' email: atimiraos@athletics.ucla.edu

Credentials

Admission to the press seating area in Pauley Pavilion presented by Wescom is through credential only. All credential requests should be made through the Athletic Communications Office at least two days in advance. Media inquiries should be sent via email to Alex Timiraos (atimiraos@athletics.ucla.edu).

QUICK FACTS

School Information

Founded	1919
Enrollment	46,676
Nickname	Bruins
Colors	Blue and Gold
Home Arena (capacity)	Pauley Pavilion (13,800)
Affiliation	NCAA Division I
Conference	Big Ten
Interim Chancellor	Darnell Hunt
Director of Athletics	Martin Jarmond
Athletic Dept. Phone	(310) 825-8699
Ticket Office Phone	(310) 825-2101

Men's Basketball History

First Season	1919-20
All-Time Record	2015-910 (.689)
NCAA Tournament Appearances	52
NCAA Final Four Appearances	19
NCAA Championships	11
Regular-Season Conference Titles	32

Team Information

2023-24 Record	16-17
2023-24 Pac-12 Record (finish)	10-10 (5th)
2023-24 Home/Road/Neutral	9-7/5-6/2-4
Lettermen Returning/Lost	7/7
Starters Returning/Lost	4/1
Newcomers in 2024-25	9
Incoming Transfers in 2024-25	6
Returning Redshirts in 2024-25	1
Head Coach	Mick Cronin (6th year at UCLA)
Coach Cronin at UCLA	123-54 (6th season)
Coach Cronin's Career Record	488-225 (22nd season)
Associate Head Coach	Darren Savino (6th season)
Assistant Coach	Rod Palmer (6th season)
Assistant Coach	Nate Georgeton (2nd season)
Assistant Coach	Nemanja "Yogi" Jovanovic (2nd season)
Assistant Coach	Brendyn Taylor (2nd season)

2024-25 UCLA NUMERICAL ROSTER

No.	Name	Yr.	Pos.	Ht.	Wt.	Hometown (Previous School)
0	Kobe Johnson	Sr.	G	6-6	200	Milwaukee, Wis. (University of Southern California)
1	Trent Perry	Fr.	G	6-4	180	West Covina, Calif. (Harvard-Westlake School)
2	Dylan Andrews	Jr.	G	6-2	180	Gardena, Calif. (Compass Prep [Arizona])
3	Eric Dailey Jr.	So.	G/F	6-8	230	Palmetto, Fla. (Oklahoma State University)
5	Brandon Williams	So.	G/F	6-7	220	Queens, N.Y. (Christ the King HS)
7	Christian Horry	Fr.	G	6-2	175	La Cañada, Calif. (Harvard-Westlake School)
8	Dominick Harris	RS Sr.	G	6-3	190	Murrieta, Calif. (Loyola Marymount University)
10	Lazar Stefanovic	Sr.	G	6-7	190	Belgrade, Serbia (University of Utah)
12	Sebastian Mack	So.	G	6-3	200	Chicago, Ill. (Coronado HS [Nevada])
13	Eric Freeny	Fr.	G	6-4	200	Corona, Calif. (Centennial HS)
15	Aday Mara	So.	C	7-3	240	Zaragoza, Spain (IES El Picarral)
21	Evan Manjikian	RS So.	F	6-8	235	Glendale, Calif. (Sierra Canyon School)
22	Devin Williams	So.	F	6-10	200	Riverside, Calif. (Centennial HS)
24	William Kyle III	Jr.	F	6-9	230	Bellevue, Neb. (South Dakota State University)
30	Jack Seidler	RS So.	G	6-4	205	Marlboro, N.J. (Marlboro HS)
34	Tyler Bilodeau	Jr.	F	6-9	230	Kennewick, Wash. (Oregon State University)
55	Sky Clark	Jr.	G	6-3	210	Los Angeles, Calif. (University of Louisville)

2024-25 UCLA ALPHABETICAL ROSTER

No.	Name	Yr.	Pos.	Ht.	Wt.	Hometown (Previous School)
2	Dylan Andrews	Jr.	G	6-2	180	Gardena, Calif. (Compass Prep [Arizona])
34	Tyler Bilodeau	Jr.	F	6-9	230	Kennewick, Wash. (Oregon State University)
55	Sky Clark	Jr.	G	6-3	210	Los Angeles, Calif. (University of Louisville)
3	Eric Dailey Jr.	So.	G/F	6-8	230	Palmetto, Fla. (Oklahoma State University)
13	Eric Freeny	Fr.	G	6-4	200	Corona, Calif. (Centennial HS)
8	Dominick Harris	RS Sr.	G	6-3	190	Murrieta, Calif. (Loyola Marymount University)
7	Christian Horry	Fr.	G	6-2	175	La Cañada, Calif. (Harvard-Westlake School)
0	Kobe Johnson	Sr.	G	6-6	200	Milwaukee, Wis. (University of Southern California)
24	William Kyle III	Jr.	F	6-9	230	Bellevue, Neb. (South Dakota State University)
12	Sebastian Mack	So.	G	6-3	200	Chicago, Ill. (Coronado HS [Nevada])
21	Evan Manjikian	RS So.	F	6-8	235	Glendale, Calif. (Sierra Canyon School)
15	Aday Mara	So.	C	7-3	240	Zaragoza, Spain (IES El Picarral)
1	Trent Perry	Fr.	G	6-4	180	West Covina, Calif. (Harvard-Westlake School)
30	Jack Seidler	RS So.	G	6-4	205	Marlboro, N.J. (Marlboro HS)
10	Lazar Stefanovic	Sr.	G	6-7	190	Belgrade, Serbia (University of Utah)
5	Brandon Williams	So.	G/F	6-7	220	Queens, N.Y. (Christ the King HS)
22	Devin Williams	So.	F	6-10	200	Riverside, Calif. (Centennial HS)

COACHING STAFF

Mick Cronin	Head Coach (6th season)	Cincinnati '97
Darren Savino	Associate Head Coach (6th season)	Jersey City College '16
Rod Palmer	Assistant Coach (6th season)	UC Irvine '90
Nate Georgeton	Assistant Coach (2nd season)	Cincinnati '19
Nemanja "Yogi" Jovanovic	Assistant Coach (2nd season)	University of Belgrade '09
Brendyn Taylor	Assistant Coach (2nd season)	USC '15

SUPPORT STAFF

Doug Erickson	Director of Administration	San Jose State '90
T.J. Wolf	Director of Player Personnel	Murray State '07
Dave Andrews	Athletic Performance Coach	Ohio State '04
Tyler Leshner	Athletic Trainer	New Mexico State '14
Charlie Ibarra	Staff Associate	Gonzaga '18

PRONUNCIATION GUIDE

Bilodeau (BILL-uh-doh)
Cronin (CRO-nen)
Freeny (FREE-nee)
Horry (OR-ee)
"Yogi" Jovanovic (YO-gee joe-VAH-no-vitch)
Leshner (LEH-shur)
Manjikian (man-JEE-kee-in)
Aday Mara (uh-DYE MAR-uh)
Savino (suh-VEE-no)
Lazar Stefanovic (LAH-zar stef-ON-no-vitch)

AP POLL
(Week 5 – Dec. 9, 2024)

RK	TEAM	RECORD	PTS
1	Tennessee (58)	8-0	1544
2	Auburn (3)	8-1	1438
3	Iowa State (1)	7-1	1424
4	Duke	7-2	1295
5	Kentucky	8-1	1284
6	Marquette	9-1	1274
7	Alabama	7-2	1126
8	Gonzaga	7-2	1082
9	Florida	9-0	1030
10	Kansas	7-2	940
11	Purdue	8-2	840
12	Oregon	9-1	784
13	Oklahoma	9-0	567
14	Michigan	8-1	522
15	Houston	5-3	514
16	Clemson	9-1	491
17	Texas A&M	8-2	415
18	UConn	7-3	394
19	Ole Miss	8-1	379
20	Wisconsin	8-2	307
21	Michigan State	8-2	292
22	Cincinnati	7-1	288
23	San Diego State	6-2	276
24	UCLA	8-1	229
25	Mississippi State	8-1	179

Also receiving votes: Baylor (150), Arizona State (143), Memphis (123), Missouri (119), Penn State (90), Arkansas (89), Drake (67), Pittsburgh (62), Utah State (57), Illinois (47), St. John's (43), Maryland (39), Dayton (38), Creighton (32), West Virginia (30), Indiana (30), North Carolina (24), Georgia (21), Saint Mary's (20), Texas (8), Rhode Island (3), Loyola Chicago (1).

USA TODAY SPORTS, COACHES POLL
(Week 5 – Dec. 9, 2024)

RK	TEAM	RECORD	PTS
1	Tennessee (26)	8-0	770
2	Auburn (5)	8-1	732
3	Iowa State	7-1	697
4	Marquette	9-1	655
5	Kentucky	8-1	651
6	Duke	7-2	628
7	Florida	9-0	548
8	Alabama	7-2	545
9	Gonzaga	7-2	474
10	Kansas	7-2	468
11	Purdue	8-2	440
12	Oregon	9-1	385
13	Houston	5-3	304
14	Michigan	8-1	275
15	Ole Miss	8-1	258
16	Clemson	9-1	237
17	Oklahoma	9-0	233
18	Texas A&M	8-2	197
19	Michigan State	8-2	177
20	UConn	7-3	165
21	UCLA	8-1	151
22	Wisconsin	8-2	139
23	Cincinnati	7-1	124
24	San Diego State	6-2	105
25	Baylor	5-3	99

Also receiving votes: Mississippi State (93), Illinois (72), St. John's (51), Pittsburgh (50), Arizona State (45), Maryland (42), Memphis (39), Drake (35), Utah State (32), Penn State (30), Saint Mary's (28), Missouri (21), Creighton (20), Georgia (18), West Virginia (11), Arkansas (10), UC Irvine (5), Texas (5), Dayton (4), Texas Tech (2), Loyola Chicago (2), North Carolina (2), LSU (1).

ROSTER BREAKDOWN

UCLA's 2024-25 roster includes three seniors (Dominick Harris has one additional year of eligibility), four juniors, seven sophomores and three freshmen. In addition to Harris, that list of seniors also includes Kobe Johnson and Lazar Stefanovic. The four juniors include Dylan Andrews, Tyler Bilodeau, Skyy Clark and William Kyle III. Aside from Clark (51 career games), the remaining six juniors and seniors have played in at least 60 collegiate contests. Leading the way in that category are Stefanovic (105 career games) and Johnson (100 games, including the first 91 while at USC). Three of those veteran players have averaged at least 10.0 points per game in their career (Bilodeau, Clark and Kyle III).

ROAD VICTORY

The Bruins' 73-71 win at No. 12-ranked Oregon last Sunday evening (Dec. 8) marked the program's first road win over a top-20 ranked opponent since No. 16 UCLA won at No. 20 Maryland, 87-60, on Dec. 14, 2022. Prior to the win in 2022, UCLA won at No. 18 Colorado, 70-63, on Feb. 22, 2020 (during a stretch of the year where the Bruins won 11 of 13 contests). The Bruins have not played a road game at a top-10 ranked opponent since losing to No. 7 Arizona, 76-66, at the McKale Center in Tucson, Ariz., on Feb. 3, 2022 (the Bruins were ranked No. 3 in the nation heading into that game).

FORCING TURNOVERS

UCLA's 30 forced turnovers in the 88-43 win over Southern Utah (Tuesday, Nov. 26) marked the highest single-game total registered by the Bruins since the 1999-2000 season. Previously, the Bruins forced 32 turnovers in a season-opening 76-57 win against Fairfield University in Pauley Pavilion (Fairfield had 32 turnovers, and UCLA committed 22). Since the 1975-76 season, when UCLA began to consistently record turnover stats, the Bruins have forced at least 30 turnovers in six games, spanning a stretch of nearly 1,585 total games. UCLA forced 30 or more turnovers in three other games during the 1990s and in one home victory against Stanford during the 1974-75 season.

40 AND BELOW

UCLA limited Boston University to 40 points (71-40) on Monday, Nov. 11, the first time since Jan. 19, 2020, in which the Bruins held the opposition to 40 or fewer points (Jan. 19, 2020, UCLA defeated California, 50-40, in Pauley Pavilion). Since the start of the 1994-95 season, the Bruins have limited their opponent to 40 or fewer points in 12 games. Prior to the game in Jan. 2020, the Bruins had not accomplished that feat since a 55-40 win against USC (Pac-10 Tournament in Los Angeles). UCLA last held a team to fewer than 30 points in the first round of the 2008 NCAA Tournament, as the top-seeded Bruins cruised past No. 16-seed Mississippi Valley State, 70-29, in Anaheim, Calif.

BIG TEN CONFERENCE

The Bruins' 20-game Big Ten schedule includes 10 home games and 10 road games. Two of the 20 contests have already arrived (UCLA faced Washington and Oregon in Big Ten play last week, winning both games). UCLA will resume its Big Ten schedule in January 2025. The remaining 18 Big Ten games pick up after the New Year, and the Bruins will play three of those first four on the road – Jan. 4 at Nebraska, Jan. 7 against Michigan (at home), and on the road at Maryland (Jan. 10) and Rutgers (Jan. 13). Looking at the back half of the conference schedule, UCLA is set to play six of its last 10 Big Ten games at home, including a season finale in Pauley Pavilion against USC (Saturday, March 8).

NOTES ON PAULEY PAVILION

The Bruins have gone 7-0 in Pauley Pavilion this season, now in their 59th campaign playing in the longtime UCLA basketball venue. Pauley Pavilion opened for the 1965-66 season. The first game in Pauley Pavilion took place on Dec. 3, 1965, as No. 1 UCLA defeated Ohio State, 92-66. UCLA spent 47 seasons in Pauley Pavilion before the venue was closed for an 18-month renovation (closed in March of 2011). UCLA hosted 18 home games during the 2011-12 season at the Los Angeles Sports Arena (14 games) near downtown L.A. and at the Honda Center in Anaheim (four games) before returning to Pauley Pavilion in Nov. 2012. This marks the 13th year in the "new" configuration of Pauley Pavilion.

Last year, CSUN snapped UCLA's 29-home-game winning streak with a 76-72 win over the Bruins (Dec. 19, 2023). Prior to that game, UCLA had not lost at home since an overtime setback (84-81) to Oregon on Jan. 13, 2022. UCLA's 29-game home streak had been the longest active streak in the country. Since taking over as UCLA's head coach prior to the 2019-20 season, Mick Cronin has guided the Bruins to a 71-13 record in 84 home games (84.5% win percentage).

MULTIPLE SCORING THREATS

The Bruins' 2024-25 roster has nine players who have each scored at least 20 points in one collegiate game. Skyy Clark totaled 36 points in Louisville's final game last season (ACC Tournament, against eventual Final Four competitor N.C. State). Dylan Andrews registered a career-high 31 points in the Bruins' win against Oregon State at the Pac-12 Tournament last season (March 13, 2024). Dominick Harris totaled a career-high 31 points last season for LMU in a non-conference win against Central Arkansas. The six other players on that list include Sebastian Mack (27 points), Lazar Stefanovic (26 points), Tyler Bilodeau (26 points), William Kyle III (26 points), Kobe Johnson (21 points) and Eric Dailey Jr. (20 points).

TRACK AND FIELD, AND BASKETBALL

William Kyle III, a 6-foot-9 forward from Bellevue, Neb., grew up excelling on the track. Introduced to basketball and track and field at an early age, Kyle III most especially enjoyed competing as a young high jump athlete (also ran the 400m and 800m). Kyle III recalls that he competed in the youth national competition as a fourth grader and placed sixth overall in high jump that year. Going into the seventh grade, he finished eighth in high jump (nationals) and around 23rd place in the 800m. Kyle III, who spent his first two years of college at South Dakota State, gravitated more toward basketball in the summer of 2020 while attending Bellevue West High School (COVID-19 pandemic had ended his sophomore high school season).

TOP DEFENDER

Senior guard Kobe Johnson has totaled 175 steals in 100 games (69 starts), now in his fourth collegiate season. He enters this Saturday's game with a team-leading 19 steals (teammate Skyy Clark has totaled 18). Johnson had six steals in a home victory over Cal State Fullerton, (Nov. 22) marking the third time in his career he's logged six steals in a game. Johnson, from Milwaukee, Wis., earned Pac-12 All-Defensive Team honors the past two seasons at USC. Over the previous two seasons (64 games), Johnson averaged 10.0 points, 4.8 rebounds, 2.9 assists and 2.2 steals per contest while at USC.

IN THE FAMILY: Kobe Johnson's older brother, Jalen Johnson, has entered his fourth NBA season (all with Atlanta). Jalen Johnson, at 6-foot-9 and 220 pounds, attended Duke University during the pandemic-affected 2020-21 basketball season and was the No. 11 overall draft pick by the Atlanta Hawks in 2021.

MINUTES DISTRIBUTION

While it's early in the season (through nine games), no players on UCLA's roster have averaged any more than 27 minutes per game — junior Tyler Bilodeau leads the team in minutes per game (26.1 mpg). Since UCLA began recording the minutes stat in 1978-79, the Bruins have always had at least one player average 30.0 or more minutes per game (by the end of the year). During the 2019-20 season, then-freshman guard Tyger Campbell finished the year as the Bruins' leader in minutes per game, at exactly 30.0 mpg. This year's team has 11 players who have averaged at least 10.0 minutes per contest.

DOUBLED UP

UCLA had twice as many shot attempts (80 to 40) as Southern Utah in an 88-43 win in Pauley Pavilion on Tuesday, Nov. 26. That marked the second game since the start of the 1970-71 season in which the Bruins accomplished that feat, having at least twice as many shots attempts than the opposing team (spanning over 1,725 contests). Previously, UCLA outshot Oregon State in Corvallis, 81 to 40 (shot attempts), in a 65-63 loss on Jan. 7, 1999. In this season's home victory over Southern Utah, the Bruins shot 38-for-80 (47.5%) while Southern Utah made just 14 of 40 shot attempts (35.0%).

ADDITIONAL NOTES ON COACH CRONIN

- Head coach Mick Cronin has guided the program to an overall mark of 123-54, now in his sixth season at UCLA.
- In 2021, 2022 and 2023, Coach Cronin led UCLA to a 9-3 record in three NCAA Tournament appearances.
- Coach Cronin's teams at UCLA led the Pac-12 in scoring defense in 2021-22, 2022-23 and 2023-24.
- Coach Cronin earned Pac-12 Coach of the Year honors in 2020 (his first year at UCLA) and 2023 (his fourth year).
- Coach Cronin has led his teams to at least 20 wins in 14 of 21 total seasons as a college head coach.
- Coach Cronin's teams have averaged 25.0 victories per season over the last 14 years (2010-11 through 2023-24).
- Coach Cronin has twice led his teams to 31 victories (2022-23 at UCLA, and in 2017-18 at Cincinnati).

MISCELLANEOUS NOTES ON UCLA

- Since the start of the 2020-21 season, the Bruins went 56-23 in Pac-12 play (logging a 70.9 win percentage). UCLA went 10-10 in Pac-12 play in 2023-24 after having won the league title (18-2 record) during the 2022-23 season.
- The Bruins' roster includes four players who have logged at least one point-rebound double-double and one player (Dylan Andrews, last February) who has logged at least one point-assist double-double.
- Sophomore Aday Mara (7-foot-3) is the Bruins' tallest basketball player since the late Mike Lanier (7-foot-7, 310 pounds) competed as a reserve center for UCLA in 1991-92 and 1992-93.

CONSECUTIVE THREE-POINTERS

UCLA has made at least one 3-pointer in each of its last 39 games. The Bruins went 0-for-6 from long range in a 78-58 win against Long Island University early last season in Pauley Pavilion (on Nov. 15, 2023). That game snapped a streak of 792 consecutive contests with at least one made 3-pointer by UCLA. That 3-point streak began after the Bruins finished 0-for-14 from 3-point distance in a home loss to No. 2 Stanford (78-63) on Feb. 3, 2000. The Bruins' single-game 3-point record stands at 19 made 3-pointers (going 19-for-31) in an 104-89 win at Colorado on Jan. 12, 2017.

ROAD WARRIORS

Since the start of the 2021-22 season, UCLA has compiled a 35-24 record in 59 games played away from home. Over the past two seasons, UCLA went 21-16 in games played away from home (14-6 in 2022-23, 7-10 in 2023-24). Most recently, the Bruins secured a 73-71 win at No. 12 Oregon on Sunday, Dec. 8. That marked UCLA's first win on the road against a top-20-ranked program since an 87-60 win at No. 20-ranked Maryland on Dec. 14, 2022.

ABOUT UCLA'S RADIO BROADCAST TEAM

UCLA men's basketball games are produced by the UCLA Sports Network from JMI, with AM 570 Fox Sports LA in Los Angeles serving as the flagship station for the network.

This will mark the 28th year of UCLA's partnership with AM 570 Fox Sports LA owner iHeartMedia (formerly Clear Channel Communications). UCLA's games are broadcast on KLAC (AM 570) or one of its sister iHeartMedia stations (typically AM 1150, followed by AM 870). The primary sister station in the greater Los Angeles area is AM 1150 (KEIB).

Josh Lewin enters his ninth season as the play-by-play voice for the UCLA men's basketball and football teams. Lewin has served as the Bruins' basketball voice since the start of the 2016-17 season. During that span, the Bruins have played in five NCAA Tournaments, with runs to the "Sweet 16" in 2017, 2021, 2022 and 2023. Lewin and broadcast partner Tracy Murray called the Bruins' memorable run from the First Four to the Final Four in 2021. In addition to his work with UCLA Athletics, Lewin spent seven seasons as a play-by-play voice for the New York Mets. He also served as the voice for the NFL's San Diego Chargers for 12 seasons (2005-17), before the team relocated to Los Angeles. Lewin has over two decades of experience calling games in the NFL, MLB and NHL, in addition to both college football and basketball.

Murray enters his 17th year as a radio analyst with UCLA's broadcast crew. He played for the Bruins from 1990-92 and was a first-round NBA Draft selection in 1992. After a 12-year career playing in the NBA, Murray returned to his alma mater (in 2008), joining the late Chris Roberts and Don MacLean on the broadcast crew. He moved into the analyst role for every game during the 2013-14 season. Murray served as an assistant coach with the Los Angeles Lakers in 2015-16 and returned to UCLA's broadcast team in the fall of 2016. This marks his ninth season working alongside Lewin. Murray ranks 11th on the Bruins' all-time scoring list with 1,792 career points in 98 games.

Fans around the nation can also follow UCLA games on SIRIUS and XM Satellite Radio, as well as through the UCLA Bruins Audio Network available by visiting uclaBruins.com.



Josh Lewin (left) and Tracy Murray

UCLA'S RECENT 30-POINT PERFORMANCES

UCLA's Player Points Opponent
Dylan Andrews 31 vs. Oregon State

Date: March 13, 2024 ... scored a career-high 31 points in UCLA's 67-57 win against Oregon State in the first round of the Pac-12 Tournament ... knocked down 7 of 9 attempts from 3-point distance.

Jaime Jaquez Jr. 30 at Washington

Date: Feb. 28, 2022 ... scored a career-high 30 points ... 11-for-17 from the field, 7-for-10 at the free throw line ... scored 17 points in the second half ... UCLA won the game at Washington, 77-66.

Johnny Juzang 32 at Washington

Date: Feb. 13, 2021 ... scored a career-high 32 points in UCLA's 64-61 win at Washington ... scored 21 of UCLA's 26 points in the first half ... made 12 of 23 shots and was 5-or-12 from 3-point distance.

Chris Smith 30 vs. Colorado

Date: Jan. 30, 2020 ... totaled a career-high 30 points in a 72-68 home victory versus Colorado ... shot 8-for-16 from the field, 13-for-15 at the free throw line ... scored 16 of 30 points in the second half.

Kris Wilkes 34 vs. Arizona

Date: Jan. 26, 2019 ... totaled a career-high 34 points in a 90-69 home win against Arizona ... shot 12-for-16 from the field, 5-for-7 from 3-point range ... was a perfect 5-for-5 at the free throw line.

Aaron Holiday 34 vs. Stanford

Date: March 8, 2018 ... scored 34 points in back-to-back games ... UCLA defeated Stanford (88-77) in the quarterfinals of the Pac-12 Tournament ... Holiday made 12 of 25 shots in the win.

Aaron Holiday 34 at USC

Date: March 3, 2018 ... scored 34 points in UCLA's final game of the regular season (83-72 win, at USC) ... 11-for-16 from the field, 6-for-9 from 3-point range, 6-for-8 at the free throw line.

Aaron Holiday 31 at Stanford

Date: Jan. 4, 2018 ... totaled 31 points in UCLA's 107-99 double-OT loss at Stanford ... shot 10-for-21 from the field, 3-for-7 from the 3-point arc ... scored 29 of his 31 points after halftime.

Aaron Holiday 33 vs. Washington State

Date: Dec. 29, 2017 ... scored 33 points ... shot 11-for-18 shot, 5-for-5 from 3-point distance ... the Bruins won at home, 96-82 ... Holiday played all 40 minutes in the Pac-12 victory.

TJ Leaf 32 at Washington State

Date: Feb. 1, 2017 ... recorded 32 points ... made 14-of-18 shots in a 95-79 road win ... most points in a game by any UCLA freshman since Bryce Alford had 31 in a 2-OT loss to Oregon (2/27/2014).

Isaac Hamilton 33 vs. Arizona State

Date: Jan. 19, 2017 ... finished with 33 points in UCLA's 102-80 home win ... scored 25 points and was 7-for-9 from 3-point range in the first half ... finished the game 9-for-14 from 3-point distance.

RECENT OPPOSING 30-POINT PERFORMANCES

Opposing Player Points Opponent
Keion Brooks Jr. 32 at Washington

Date: Feb. 29, 2024 ... Brooks Jr. scored 22 of his team-leading 32 points in the second half of Washington's 94-77 win ... he was 8-for-14 from the field and 6-for-7 from 3-point distance.

Jahmir Young 37 vs. Maryland

Date: Dec. 22, 2023 ... Young scored 23 of his game-high 37 points in the first half ... he shot 13 for 19 and was 4-for-6 from 3-point distance, scoring over half of Maryland's points that night (69).

Anton Watson 32 vs. Gonzaga

Date: Nov. 22, 2023 ... Watson made 14-of-15 shots in Gonzaga's 69-65 win at the Maui Invitational in Honolulu ... was 3-for-3 from 3-point distance ... scored 15 of his 32 points in the first half.

Drew Timme 36 vs. Gonzaga

Date: March 23, 2023 ... Timme made 16-of-24 shots in Gonzaga's Sweet 16 win (79-76 over UCLA, in Las Vegas) ... had 13 rebounds ... scored 19 points in the first half on 9-of-15 shooting.

Boogie Ellis 31 at USC

Date: Jan. 26, 2023 ... Ellis made 9-of-17 shots as the Trojans won, 77-64, at the Galen Center ... was 10-for-10 at the free throw line ... scored 27 points in the second half (all 10 free throw attempts).

Caleb Love 30 vs. North Carolina

Date: March 25, 2022 ... Love scored 27 in the second half of UNC's 73-66 win against UCLA in the NCAA Tournament's Sweet 16 in Philadelphia ... shot 11-for-24 overall and 6-for-13 from three.

Joel Murray 30 vs. Long Beach State

Date: Nov. 15, 2021 ... Murray made 13-of-17 shots (1-for-1 from 3-point range, 3-for-4 at the free throw line) ... had nine turnovers ... scored 20 before halftime ... UCLA won at home, 100-79.

UCLA'S RECENT 40-POINT PERFORMANCES

UCLA's Player Points Opponent
Jason Kapono 44 at Washington State
 Date: Jan. 4, 2003 ... as a senior, Kapono scored a career-high 44 points in the Bruins' 98-83 win at Washington State ... made 14-of-19 shots overall ... made 9-of-10 attempts from 3-point range (nine made 3s is tied for UCLA's single-game record) ... had 44 points, six assists and five rebounds in 37 minutes.

Don MacLean 41 vs. North Texas
 Date: Dec. 30, 1988 ... MacLean established UCLA's single-game freshman scoring record with 41 points in a 99-84 win in Pauley Pavilion ... made 16-of-21 shots (all two-pointers) ... made 9-of-11 free throws ... had 10 rebounds and two blocks.

Reggie Miller 42 vs. Louisville
 Date: Feb. 28, 1987 ... as a senior, Miller scored a career-best 42 points in UCLA's 99-86 home victory over Louisville ... made 15-of-19 total shots ... was 2-for-3 from 3-point distance ... was 10-for-10 at the free throw line ... also had seven rebounds and four steals.

Reggie Miller 41 at Oregon State
 Date: March 6, 1986 ... as a junior, finished with 41 points in UCLA's 74-63 win at Oregon State ... shot 16-for-25 from the field (this was prior to the 3-point line being instituted) ... was 9-for-10 at the free throw line ... totaled five rebounds and had two steals.

Bill Walton 44 vs. Memphis State
 Date: March 26, 1973 ... as a junior, scored 44 points on 21-of-22 shooting in UCLA's 87-66 win against Memphis State in the 1973 NCAA title game ... made 2-of-5 free throws and finished with 13 rebounds ... totaled 44 points in 33 minutes on the court.

RECENT OPPOSING 40-POINT PERFORMANCES

Opposing Player Points Opponent
Eddie House 40 at Arizona State
 Date: Feb. 17, 2000 ... as a senior, finished with 40 points on 15-of-22 shooting ... was 3-for-5 from 3-point range and made 7-of-8 at the free throw line ... Arizona State won, 104-75.

David Booth 40 at DePaul
 Date: Dec. 15, 1990 ... as a junior, totaled 40 points on 14-of-23 shooting ... 0-for-1 from 3-point distance ... 12-of-17 free throw attempts ... had nine rebounds ... UCLA won at DePaul, 92-90.

Fennis Dembo 41 vs. Wyoming
 Date: March 14, 1987 ... as a junior, totaled 41 points, nine rebounds and six assists in Wyoming's 78-68 win over UCLA in the second round of the NCAA Tournament ... made 9-of-14 shots ... was 7-for-10 from 3-point range ... was 16-for-16 at the free throw line.

Chris Welp 40 at Washington
 Date: Dec. 21, 1986 ... as a senior, the 7-footer totaled 40 points in Washington's 90-80 win over UCLA in Seattle ... made 14-of-20 shots and was 12-for-12 at the free throw line ... finished the game with nine rebounds and five assists in 40 minutes.

Otis Birdsong 42 vs. Houston
 Date: Jan. 2, 1977 ... as a senior, totaled 42 points in UCLA's 96-83 win over Houston in Pauley Pavilion ... made 18-of-29 total shots ... was 6-for-9 at the free throw line.

UCLA'S RECENT 20-REBOUND PERFORMANCES

UCLA's Player Rebs. Opponent
Jalen Hill 20 vs. Presbyterian
 Date: Nov. 19, 2018 ... as a redshirt freshman, Hill finished with 20 rebounds (seven offensive, 13 defensive) and had nine points as UCLA defeated Presbyterian, 80-65, in Pauley Pavilion.

Kevin Love 21 at Oregon State
 Date: Jan. 26, 2008 ... as a freshman, Love recorded a season-high 21 rebounds (four offensive, 17 defensive) and scored 16 points ... UCLA won at Oregon State, 85-62, in a Pac-10 contest.

RECENT OPPOSING 20-REBOUND PERFORMANCES

Opposing Player Rebs. Opponent
Zylan Cheatham 20 vs. Arizona State
 Date: Jan. 24, 2019 ... as a redshirt senior, Cheatham recorded 20 rebounds (three offensive, 17 defensive) as ASU defeated UCLA in Pauley Pavilion, 84-73 ... Cheatham had nine points and five assists.

Ivan Rabb 20 vs. California
 Date: Jan. 5, 2017 ... as a sophomore, Rabb tallied 20 rebounds (four offensive, 16 defensive) and scored 17 points in 39 minutes as UCLA secured an 81-71 win against California in Pauley Pavilion.

TURNOVER MARGIN

Through games on Tuesday, Dec. 10, UCLA ranked No. 6 in the nation in turnover margin (+7.6), having committed 96 turnovers and forced 164 turnovers by the opposition (average of 18.2 turnovers forced, per game). In addition, UCLA ranked No. 1 in the Big Ten and No. 3, nationally, in turnovers forced per game. Kobe Johnson has averaged 2.1 steals per game (No. 5, nationally). In 33 games last season, UCLA ranked No. 4 among Pac-12 programs in turnover margin (+0.91).

THE "HUNGRY DOG" GETS THE BONE

The "deflection" statistic includes any deflected passes, blocked shot, the recovery of a blocked shot, charges taken and steals. The Bruins' have a deflection bone (literally, a two-foot long dog bone) awarded at the end of the season to one of the team's leaders in total deflections. After a UCLA victory, the player who has accrued the most deflections in that win signs the dog bone. The player who has signed the bone the most times by the end of the season is awarded the bone. Last season, Adem Bona and Sebastian Mack secured the two highest deflection totals, respectively (Mack was awarded with the bone). In 2022-23, Jaylen Clark won the year-end dog bone award. The Bruins' single-game team goal stands at approximately 40 deflections – any game with at least 40 deflections most often can result in a Bruins' victory.

EARLY-SEASON STARTS

Since posting a perfect 30-0 record in 1972-73 under head coach John Wooden, the Bruins have opened 8-1 (or better) in 21 of 52 seasons (since 1973, and including this season). The best one-loss start during that sequence took place in 1991-92, when UCLA opened 21-1. The 1991-92 team advanced to the Elite Eight, defeating New Mexico State (85-78) in the Sweet 16. UCLA's 1994-95 NCAA Championship team had a 32-1 final record, but one of those wins in the 14th game of the season was a California forfeit (ruled after the season ended). In more recent history, UCLA's 2021-22 team opened the year with 10 wins in its first 11 games, coming off a trip to the 2021 NCAA Final Four in Indianapolis.

UCLA'S WINNING STREAKS: The Bruins' current seven-game winning streak marks UCLA's longest such streak since securing 12 consecutive wins in February and March of 2023. UCLA went 31-6 overall that season.

BRUINS VERSUS THE BIG TEN

The Bruins have joined the Big Ten, entering the league having recorded an all-time record of 81-47 (.633) against the previous configuration of 14 schools (does not include records against USC, Oregon or Washington). Last season, UCLA lost games against Ohio State (in Atlanta, as part of the CBS Sports Classic) and at home against Maryland. UCLA has totaled more wins against Michigan (13-6 record) and Purdue (10-3 record) than any of the 14 pre-existing Big Ten teams.

A BIT MORE FAMILIARITY: Also new to the Big Ten are previous Pac-12 programs USC, Oregon and Washington. UCLA has played more games against USC (264, with a 147-116 record and one vacated USC win) than any other program in school history. The Bruins have gone 109-43 against Washington (152 games) and 95-42 against Oregon (137 games).

FROM UCLA TO THE NBA

Adem Bona has become the 101st former UCLA player to compete in the NBA. Bona, who grew up in Lagos, Nigeria, before moving to Turkey at the age of 13, earned Pac-12 Defensive Player of the Year honors as a sophomore at UCLA last season. He was selected in the 2024 NBA Draft (No. 41 overall) by the Philadelphia 76ers and competed with Philadelphia over the summer in the NBA Summer League. Bona made his NBA debut on Wednesday, Oct. 23, as the 76ers opened the regular-season at home against the Milwaukee Bucks. Through his two college seasons, Bona averaged 10.1 points, 5.6 rebounds, 1.0 assists and 1.7 blocks in 66 career games (65 starts).

BY THE NUMBERS: UCLA ranks second among all collegiate programs with 126 NBA Draft selections, since the inaugural draft took place in 1947. The Bruins have had at least one player selected in 23 of the last 28 drafts (spanning 1997 through 2024). In addition, UCLA leads all current Big Ten programs with 126 all-time NBA Draft picks.

STINGY DEFENSE

UCLA limited Lehigh to just 16 first-half points in an 85-45 win on Friday, Nov. 15. That marked the fewest points in a half by the Bruins' opposition since the final game of the 2023-24 regular season (March 9, 2024), when UCLA held Arizona State to just 16 second-half points (UCLA won that game in Pauley Pavilion, 57-49). The Bruins last limited the opposition to 16 or fewer first-half points in a 78-43 win over California in Pauley Pavilion. The Golden Bears trailed at halftime, 38-15.

FEWEST POINTS ALLOWED IN A HALF BY UCLA (since 1975-76)

Date	Opponent	Points	Half
12-19-1983	Howard	9	1st
11-28-2011	Pepperdine	11	1st
11-13-2007	Cal State San Bernardino	11	1st
02-09-2006	Washington State	12	1st
11-30-1979	Idaho State	12	1st
11-29-2008	Florida International	13	1st
03-20-2008	Mississippi Valley State	13	2nd
03-17-2007	Indiana	13	1st
01-18-2007	Arizona State	13	2nd
02-19-2004	California	14	1st
01-22-1982	Stanford	14	2nd
12-17-2011	UC Davis	15	1st
02-02-2011	USC	15	2nd
03-15-2001	Hofstra	15	2nd
12-11-1993	Long Beach State	15	1st
11-15-2024	Lehigh	16	1st
03-09-2024	Arizona State	16	2nd
11-26-2019	Chaminade	16	1st
02-15-2012	USC	16	1st
03-05-2011	Washington State	16	2nd
01-02-2009	Oregon State	16	1st
03-20-2008	Mississippi Valley State	16	2nd
12-03-2006	UC Riverside	16	1st
01-04-2001	Washington	16	1st

FEWEST POINTS SCORED IN A HALF BY UCLA (since 1975-76)

Date	Opponent	Points	Half
12-20-2014	Kentucky	7	1st
02-21-1976	Oregon	14	1st
01-04-2015	Utah	15	1st
01-05-2023	USC	16	2nd
12-28-2014	Alabama	17	1st
11-16-2010	Pacific	17	2nd
12-06-2003	Kentucky	17	1st
12-11-1999	Gonzaga	17	2nd
02-03-1985	Notre Dame	17	2nd
02-07-1982	Notre Dame	17	2nd
02-21-2015	Arizona	18	1st
03-06-2008	Stanford	18	1st
01-22-2005	California	18	1st
01-18-2003	Arizona	18	1st
02-21-2002	California	18	2nd
01-03-1985	Oregon State	18	1st
02-19-1977	Oregon State	18	2nd

BRUINS IN THE CLASSROOM

Student-Athlete	Year	Major
Dylan Andrews	JR	African-American studies
Tyler Bilodeau	JR	sociology
Sky Clark	JR	African-American studies
Eric Dailey Jr.	SO	undeclared
Eric Freeny	FR	undeclared
Dominick Harris	Rs. SR	*sociology
Christian Horry	FR	undeclared
Kobe Johnson	SR	African-American studies
William Kyle III	JR	sociology
Sebastian Mack	SO	undeclared
Evan Manjikian	Rs. SO	economics
Aday Mara	SO	undeclared
Trent Perry	FR	undeclared
Jack Seidler	Rs. SO	sociology
Lazar Stefanovic	SR	sociology
Brandon Williams	SO	undeclared
Devin Williams	SO	undeclared

*Dominick Harris graduated in 2024 from Loyola Marymount and is currently enrolled in a marketing post-baccalaureate program

BREAKDOWN BY YEAR IN SCHOOL

Seniors (3): Dominick Harris (redshirt senior), Kobe Johnson, Lazar Stefanovic.

Juniors (4): Dylan Andrews, Tyler Bilodeau, Sky Clark, William Kyle III.

Sophomores (7): Eric Dailey Jr., Sebastian Mack, Evan Manjikian (redshirt sophomore), Aday Mara, Jack Seidler (redshirt sophomore), Brandon Williams, Devin Williams.

Freshmen (3): Eric Freeny, Christian Horry, Trent Perry.

BRUINS IN THE NBA (DECEMBER 2024)

Player	NBA Team	NBA Season	Years in NBA	Years at UCLA
Kyle Anderson	Golden State Warriors	10th season	2015-2024	2013-2014
Lonzo Ball	Chicago Bulls	7th season	2018-2024	2017
Adem Bona	Philadelphia 76ers	Rookie	Rookie	2023-2024
Jaylen Clark	Minnesota Timberwolves	2nd season	2024	2021-2023
Aaron Holiday	Houston Rockets	7th season	2019-2024	2016-2018
Jrue Holiday	Boston Celtics	16th season	2010-2024	2009
Jaime Jaquez Jr.	Miami Heat	2nd season	2024	2020-2023
Johnny Juzang	Utah Jazz	3rd season	2023-2024	2021-2022
Zach LaVine	Chicago Bulls	11th season	2015-2024	2014
Kevon Looney	Golden State Warriors	10th season	2016-2024	2015
Kevin Love	Miami Heat	17th season	2009-2024	2008
Norman Powell	Los Angeles Clippers	10th season	2016-2024	2012-2015
Peyton Watson	Denver Nuggets	3rd season	2023-2024	2022
Russell Westbrook	Los Angeles Clippers	17th season	2009-2024	2007-2008

• UCLA has seen 13 of its former players in action during the 2024-25 NBA season (on the list above, only Jaylen Clark has yet to enter a game). The most recent additions to the NBA from UCLA have included Adem Bona (Philadelphia 76ers) and Jaylen Clark (Minnesota Timberwolves). Since 1948, UCLA has produced the second-most NBA draft selections (126) ... Kentucky tops that list with 143. Trailing Kentucky and UCLA are North Carolina (117) and Duke (110) ... the Bruins' program entered the 2024-25 NBA season with 14 players listed on Opening Week rosters.

UCLA'S TRIPLE-DOUBLE NOTES

The Bruins have four triple-doubles in their record book, including three since the assist became an official NCAA stat prior to the 1983-84 season. Most recently, Kyle Anderson had a triple-double as a sophomore in Nov. 2013.

PLAYER	DATE	OPPONENT	RESULT	PTS	RBS	AST	BLK
Kyle Anderson	11/22/2013	Morehead State	W, 81-70	13	12	11	3
Toby Bailey	12/18/1995	Stephen F. Austin	W, 109-88	23	10	10	1
Jelani McCoy	12/09/1995	Maryland	W, 73-63	15	10	0	11
Bill Walton	12/08/1973	SMU	W, 77-60	25	16	11	-

• As a freshman in 2018-19, Moses Brown finished with 23 points, 14 rebounds and eight blocks in UCLA's 95-58 victory against Saint Francis U (Nov. 16, 2018). He became UCLA's first player since Jerome Moiso (Jan. 22, 2000, versus Arizona State) to have recorded at least 20 points and five blocks in a game. The Bruins have not had any player with a triple-double of the point-rebound-block variety since Jelani McCoy on Dec. 9, 1995 (stats located above).

• In 2020-21, Chris Smith had 26 points, 12 rebounds and six assists in a triple-overtime victory over Pepperdine (Nov. 27, 2020). In 2017-18, Aaron Holiday came close to notching a triple-double with 23 points, nine assists and six rebounds in an 82-79 victory at home against USC (Feb. 3, 2018). Holiday also approached triple-double territory in a win at home against Stanford (March 8, 2018). Holiday totaled a career-high-tying 34 points, eight assists and seven rebounds.

Looking at Free Throw Attempts

Free Throw Shooting (Team)

Shooting 100 Percent: As a team, the Bruins have not shot 100 percent at the free throw line since the 2021-22 season. UCLA shot 11-for-11 in a semifinal victory against USC at the Pac-12 Tournament (3-11-2022). The Bruins were 5-for-5 in a 79-70 win at Stanford (2-8-2022). Previously, the Bruins had not missed a free throw since Feb. 18, 2017, when UCLA defeated USC (102-70) and was 8-for-8 at the free throw line in Pauley Pavilion.

Opponent, Shooting 100 Percent: The last opposing team to be perfect at the free throw line with at least five made free throws was Oregon State on Feb. 9, 2023, at Gill Coliseum (10-for-10). The record for an opposing team, shooting 100 percent at the line against UCLA, was accomplished by St. John's on Dec. 12, 1987 (18-for-18).

Fewest free throws: For UCLA, the fewest free throw attempts in one game (since the early 1970s) has been four. Most recently, UCLA was 3-for-4 at the free throw stripe in a win at Utah on Feb. 25, 2021. In the season opener in 2022-23, the Bruins shot 2-for-5 at the line in a 76-50 win against Sacramento State in Pauley Pavilion (11-7-2022).

The fewest made free throws (for UCLA) has been one, since the early 1970s, and this has taken place in two games. In 2021-22, UCLA shot

1-for-6 (FTs) in a victory over Bellarmine (11-22-2021). UCLA was 1-for-4 (FTs) in a loss to Kentucky in Chicago on Dec. 20, 2014, playing at the annual CBS Sports Classic.

No free throws: For the opposition, there have been two games since the early 1970s in which UCLA's opponent has not attempted a free throw. Most recently, Utah did not get to the line in UCLA's 76-61 win at the Jon M. Huntsman Center on Feb. 25, 2021. In addition, Delaware State did not shoot a free throw in UCLA's victory in Pauley Pavilion (11-19-2005).

Free Throw Shooting (UCLA Player)

Shooting 100 Percent: With a minimum of five made free throws, Eric Dailey Jr. (5-for-5 on Nov. 11, 2024) is the Bruins' most recent player to have been perfect at the free throw line. With at least 10 attempts, Sebastian Mack (13-for-13, on 11-20-2023) was perfect at the line versus Marquette early in the 2023-24 season. Tyger Campbell shot 12-for-12 at the line in a victory over Northwestern in the second round of the 2023 NCAA Tournament at the Golden 1 Center in Sacramento, Calif. (3-18-2023).

UCLA, Perfect with Free Throws

minimum of 10 or more free attempts going back through the 1997-98 basketball season

Player	FTs	Date
Sebastian Mack	13/13	11-20-2023 vs. Marquette (in Honolulu, Maui Invitational)

Tyger Campbell	12/12	3-18-2023 vs. Northwestern (NCAA Tournament 2nd Round)
Jaime Jaquez Jr.	10/10	12-30-2022 at Washington State
Jordan Adams	10/10	11-28-2013 vs. Nevada (Orleans Arena, in Las Vegas)
Jordan Adams	16/16	11-13-2012 vs. UC Irvine (in Pauley Pavilion)
Malcolm Lee	10/10	2-20-2011 at California
Darren Collison	13/13	1-26-2008 at Oregon State
Arron Afflalo	10/10	3-22-2007 vs. Pittsburgh (San Jose, Calif., Sweet 16)
Arron Afflalo	12/12	1-7-2006 at Arizona State
Jason Kapono	10/10	11-20-2001 vs. Ball State (at the Maui Invitational)
Jason Kapono	12/12	12-2-2000 vs. Georgia Tech (Wooden Classic, in Anaheim)

Opponents, Perfect with Free Throws

minimum of 10 or more free attempts going back through the 1997-98 basketball season

Player	FTs	Date
Jaylen Wells	10/10	3-2-2024 Washington State (in Pullman, Wash.)
Boogie Ellis	10/10	1-26-2023 USC (at the Galen Center)

Ethan Thompson	11/11	3-11-2021 Oregon State (at the Pac-12 Tournament)
Desure Buie	13/13	11-21-2019 Hofstra (in Pauley Pavilion)
Zeke Nnaji	10/10	2-8-2020 Arizona (in Tucson, Ariz.)
Shane Gatling	10/10	3-7-2019 Colorado (in Boulder, Colo.)
Joseph Young	10/10	1-30-2014 Oregon (in Eugene, Ore.)
Jabari Brown	10/10	12-7-2013 Missouri (in Columbia, Mo.)
Klay Thompson	12/12	12-29-2010 Washington State (in Pauley Pavilion)
Tyler Rochestie	10/10	2-21-2009 Washington State (in Pauley Pavilion)
Justin Dentmon	10/10	1-24-2009 Washington (in Seattle, Wash.)
Cedric Essola	10/10	11-29-2008 Florida International (in Pauley Pavilion)
Ryan Mendez	10/10	3-3-2001 Stanford (in Pauley Pavilion)
Justin Wessel	10/10	2-19-2000 Arizona (in Tucson, Ariz.)

TRENDS AND RECORDS

The Bruins have gone 31-20 in games decided by five points or fewer under head coach Mick Cronin (this includes all overtime games, regardless of the final score margin). Through Coach Cronin's final three seasons at Cincinnati (2016-17 through 2018-19), his teams went 18-7 in such situations. From 2016-17 through 2024-25, Coach Cronin's teams have gone 49-27 in these contests. In addition, UCLA has gone 53-8 when forcing at least 15 turnovers by the opponent (8-1 in 2019-20, 6-1 in 2020-21, 10-2 in 2021-22, 21-3 in 2022-23, 5-0 in 2023-24 and 3-1 in 2024-25).

Games Decided by Five Points or Fewer

Season	Record	Games
2019-20	7-3	10
2020-21	12-4	16
2021-22	3-4	7
2022-23	4-3	7
2023-24	4-6	10
2024-25	1-0	1
TOTALS	31-20	51

Holding the Opposition to 70 Points or Fewer

Season	Record	Games
2019-20	18-1	19
2020-21	19-3	22
2021-22	20-1	21
2022-23	29-2	31
2023-24	15-10	25
2024-25	7-0	7
TOTALS	108-17	125

Limiting the Opposition to 65 Points or Fewer

Season	Record	Games
2019-20	16-1	17
2020-21	15-1	16
2021-22	19-0	19
2022-23	25-2	27
2023-24	14-4	18
2024-25	7-0	7
TOTALS	96-8	124

COMEBACKS AND DEFICITS

UCLA's comebacks in 2023-24

Trailed Arizona State by 15 points (39-24) with 18:10 to play, second half	UCLA won, 68-66	Jan. 17, 2024
Trailed Arizona State by 9 points (43-34) with 9:30 to play, second half	UCLA won 59-47	March 9, 2024
Trailed Oregon State by 9 points (28-19) with 3:35 to play, first half	UCLA won, 69-62	Dec. 28, 2023
Trailed Lafayette by 9 points (43-34) with 15:20 to play, second half	UCLA won, 68-50	Nov. 10, 2023

Opponents' comebacks in 2023-24

Arizona trailed by 19 (32-13) with 7:20 to play, first half	Arizona won, 77-71	Jan. 20, 2024
Washington State trailed by 13 (19-6) with 13:30 to play, first half	Washington State won, 77-65	March 2, 2024
Marquette trailed by 12 (45-33) with 15:02 to play, second half	Marquette won, 71-69	Nov. 20, 2023
Stanford trailed by 10 (10-0) with 16:40 to play, first half	Stanford won, 59-53	Jan. 3, 2024

UCLA's comebacks in 2022-23

Trailed at Washington State by 12 points (35-23) with 2:00 to play, first half	UCLA won, 67-66	Dec. 30, 2022
Trailed Arizona by 11 points (13-2) with 14:21 to play, first half	UCLA won, 82-73	March 4, 2023
Trailed at Colorado by 10 points (21-11) with 7:45 to play, first half	UCLA won, 60-56	Feb. 26, 2023

Opponents' comebacks in 2022-23

Illinois trailed by 15 points (44-29) with 17:50 to play, second half	Illinois won, 79-70	Nov. 18, 2022
Gonzaga trailed by 13 (44-31) with 1:20 to play, first half	Gonzaga won, 79-76	March 23, 2023
USC trailed by 13 (40-27) with 17:45 to play, second half	USC won, 77-64	Jan. 26, 2023

UCLA's comebacks in 2021-22

Trailed Villanova by 10 points (60-50) with 9:20 to play, second half	UCLA won, 86-77 (OT)	Nov. 12, 2021
Trailed Akron by 7 points (49-42) with 5:30 to play, second half	UCLA won, 57-53	March 17, 2022

Opponents' comebacks in 2021-22

Arizona trailed by 12 points (53-41) with 17:17 to play, second half	Arizona won, 84-76	March 12, 2022
Oregon trailed by 9 points (35-26) with 0:47 to play, first half	Oregon won, 84-81 (OT)	Jan. 13, 2022
North Carolina trailed by 8 points (24-16) with 7:45 to play, first half	UNC won, 73-66	March 25, 2022

UCLA's comebacks in 2020-21

Trailed Michigan State by 14 points (40-26) with 2:38 to play, first half	UCLA won, 86-80 (OT)	March 18, 2021
Trailed Washington by 12 points (39-27) with 1:25 to play, first half	UCLA won, 81-76	Jan. 16, 2021
Trailed Utah by 12 points (16-4) with 15:41 to play, first half	UCLA won, 72-70	Dec. 31, 2020

Opponents' comebacks in 2020-21

Oregon State trailed by 16 points (32-16) with 2:00 to play, first half	OSU won, 83-79 (OT)	March 11, 2021
USC trailed by 11 points (36-25) at halftime	USC won, 64-63	March 6, 2021
Oregon trailed by 9 points (58-49) with 11:56 to play, second half	Oregon won, 82-74	March 3, 2021

UCLA's comebacks in 2019-20

Trailed Washington by 12 points (39-27) with 18:25 to play, second half	UCLA won, 67-57	Feb. 15, 2020
Trailed Washington State by 12 points (58-30) with 13:40 to play, second half	UCLA won in OT, 86-83	Feb. 13, 2020

Opponents' comebacks in 2019-20

Hofstra trailed by 13 points (32-19) with 8:13 to play, first half	Hofstra won, 88-78	Nov. 21, 2019
Washington State trailed by 11 (50-39) with 13:30 to play, second half	WSU won in OT, 79-71	Jan. 4, 2020

UCLA's comebacks in 2018-19

Trailed Oregon by 19 points (47-28) with 19 minutes left, second half	UCLA won, 90-83	Feb. 23, 2019
Trailed at Oregon by 17 points (65-48) with 6:53 to go, second half	UCLA won in OT, 87-84	Jan. 10, 2019
Trailed at California by 11 points (36-25) with 19:07 left, second half	UCLA won in OT, 75-67	Feb. 13, 2019

Opponents' comebacks in 2018-19

Utah trailed UCLA by 22 points (69-47) with 12:10 remaining, second half	Utah won, 93-92	Feb. 9, 2019
Belmont trailed UCLA by 12 points (57-45) with 15:02 to play, second half	Belmont won, 74-72	Dec. 15, 2018

UCLA IN OVERTIME

The Bruins have gone 9-6 in their last 15 overtime contests. UCLA did not play any overtime games in 2022-23 or 2023-24, going 1-2 in overtime in 2021-22. The Bruins posted a 4-3 overtime record in 2020-21. Three of the Bruins' six NCAA Tournament games in 2021 advanced into overtime (2-1 record in those three NCAA Tournament games).

HEADED TO DOUBLE OVERTIME

The Bruins lost, 87-84, in triple overtime at Arizona State on Feb. 5, 2022. That marked the Bruins' second triple overtime contest in as many seasons (UCLA defeated Pepperdine, 107-98, at San Diego State in triple overtime on Nov. 27, 2020).

The list of games below includes UCLA's overtime results since the start of the 1985-86 season.

Date	Opponent	W/L	Score
02/05/22	Arizona State	L	84-87 A 3-OT
01/13/22	Oregon	L	81-84 H 1-OT
11/12/21	Villanova	W	86-77 H 1-OT
04/03/21	Gonzaga	L	90-93 N 1-OT
03/28/21	Alabama	W	88-78 N 1-OT
03/18/21	Michigan State	W	86-80 N 1-OT
03/11/21	Oregon State	L	79-83 N 1-OT
01/23/21	Stanford	L	72-73 A 1-OT
01/07/21	Arizona State	W	81-75 A 1-OT
11/27/20	Pepperdine	W	107-98 N 3-OT
02/13/20	Washington State	W	86-83 H 1-OT
01/04/20	Washington State	L	71-79 A 1-OT
02/28/19	USC	W	93-88 H 1-OT
02/13/19	California	W	75-67 A 1-OT
01/10/19	Oregon	W	87-84 A 1-OT
03/09/18	Arizona	L	67-78 N 1-OT
02/17/18	Oregon	W	86-78 H 1-OT
01/04/18	Stanford	L	99-107 A 2-OT
12/09/17	Michigan	L	69-78 A 1-OT
11/15/17	Central Arkansas	W	106-101 H 1-OT
01/01/16	Washington	L	93-96 A 2-OT
11/13/15	Monmouth	L	81-84 H 1-OT
01/08/15	Stanford	W	86-81 H 2-OT
02/27/14	Oregon	L	83-87 H 2-OT
02/27/13	Arizona State	W	79-74 H 1-OT
01/30/13	USC	L	71-75 H 1-OT
12/28/12	Missouri	W	97-94 H 1-OT
11/13/12	UC Irvine	W	80-79 H 1-OT
03/05/11	Washington State	W	58-54 A 1-OT
02/20/11	California	L	72-76 A 1-OT
01/29/11	Arizona State	W	73-72 A 1-OT
01/28/10	Oregon	L	66-71 A 1-OT
01/06/10	California	W	76-75 A 1-OT
11/16/09	Cal State Fullerton	L	65-68 H 2-OT
01/17/09	Arizona State	L	58-61 H 1-OT
03/06/08	Stanford	W	77-67 H 1-OT
03/08/07	California	L	69-76 N 1-OT
03/02/06	California	W	67-58 A 1-OT
02/03/05	Washington State	W	58-56 A 1-OT
01/06/05	Washington State	W	80-77 H 2-OT
02/25/04	USC	L	77-78 A 1-OT
02/12/04	Arizona State	L	62-74 A 1-OT
01/10/04	Washington	W	86-84 A 1-OT
12/13/03	Loyola Marymount	W	69-66 H 1-OT
03/13/03	Arizona	W	96-89 N 1-OT
02/20/03	California	W	76-75 H 1-OT
01/30/03	Oregon	L	91-96 H 1-OT
11/26/02	San Diego	L	81-86 H 1-OT
03/17/02	Cincinnati	W	105-101 N 2-OT
02/24/01	Oregon State	W	68-65 A 1-OT
02/15/01	Arizona	W	79-77 H 1-OT
11/10/00	Kentucky	W	97-92 N 1-OT
03/04/00	Stanford	W	94-93 A 1-OT
12/23/99	South Florida	W	103-98 N 1-OT
01/04/99	Arizona State	W	88-85 H 1-OT
02/18/98	USC	W	82-75 A 1-OT
03/20/97	Iowa State	W	74-73 N 1-OT
01/30/97	Oregon	L	85-87 A 1-OT
01/18/97	Arizona	W	84-78 H 1-OT
11/20/96	Tulsa	L	76-77 H 1-OT
03/07/96	Washington	W	91-88 H 1-OT
01/04/96	Washington State	W	78-73 A 1-OT
02/16/95	Arizona State	W	82-77 H 1-OT
03/21/93	Michigan	L	84-86 N 1-OT
01/18/92	Oregon State	W	87-81 H 1-OT
02/10/91	Arizona	L	94-105 H 1-OT
01/24/91	Oregon State	L	96-97 A 2-OT
02/20/88	Arizona	L	76-78 H 1-OT
12/23/87	Stanford	L	110-116 A 2-OT
01/18/87	Oregon State	W	69-67 H 1-OT
02/15/86	Arizona State	L	73-74 A 1-OT
02/06/86	Washington	W	94-89 H 1-OT
01/11/86	Washington State	W	81-80 A 2-OT

AGAINST TOP-RANKED OPPONENTS

UCLA has totaled 11 wins over top-10 teams since the start of the 2015-16 season. The Bruins have won eight of their last 18 games against "top-five" teams. The Bruins last faced a team ranked among the AP's top 10 on March 7, 2024.

The last time that UCLA ...

Faced a top-10 team:	vs. No. 5 Arizona	L, 88-65	March 7, 2024
Faced a top-10 team at home:	vs. No. 5 Arizona	L, 88-65	March 7, 2024
Faced a top-10 team in a true road game:	at No. 7 Arizona	L, 76-66	Feb. 3, 2022
Defeated a top-10 team:	vs. No. 8 Arizona	W, 82-73	March 4, 2023
Defeated a top-10 team in a true road game:	at No. 4 Arizona	W, 77-72	Feb. 25, 2017
Faced a top-10 non-conference team:	vs. No. 4 Marquette	L, 71-69	Nov. 20, 2023
Faced a top-10 non-conference team at home:	vs. No. 4 Villanova	W, 86-77	Nov. 12, 2021
Defeated a top-10 non-conference team:	vs. No. 4 Villanova	W, 86-77	Nov. 12, 2021
Defeated a top-10 non-conference team at home:	vs. No. 4 Villanova	W, 86-77	Nov. 12, 2021
Defeated a top-10 non-conference team (road/neutral):	vs. No. 4 Michigan	W, 51-49	March 30, 2021

AGAINST NUMBER ONE

Since the start of the 2015-16 season, UCLA has gone 2-5 against the No. 1-ranked team (ranked in that week's AP poll). Most recently, UCLA lost in a neutral-site contest to No. 1 Gonzaga, 83-63 (in Las Vegas, on Nov. 23, 2021). The Bruins last defeated the No. 1-ranked team (Kentucky) on Dec. 3, 2016, in their first trip to UK's Rupp Arena. Other recent meetings against the nation's No. 1-ranked team have occurred in April 2021 (vs. Gonzaga), Dec. 2015 (vs. Kentucky), Dec. 2014 (vs. Kentucky), and March 2014 (vs. Florida). UCLA has gone 12-24 all-time against the AP's No. 1-ranked team.

The Last Time ...

	Date	Result	Score	Opponent	Venue
Played No. 1 team	11/23/2021	L	83-63	Gonzaga	T-Mobile Arena
Defeated No. 1 team	12/03/2016	W	97-92	Kentucky	Rupp Arena
Defeated No. 1 team at home	12/03/2015	W	87-77	Kentucky	Pauley Pavilion
Defeated No. 1 team on road	12/03/2016	W	97-92	Kentucky	Rupp Arena

UCLA VERSUS AP RANKED TEAMS

Year	Record vs. Ranked Team	Games
2016-17	4-4	8
2017-18	2-2	4
2018-19	0-3	3
2019-20	3-2	5
2020-21	3-2	5
2021-22	5-4	9
2022-23	3-5	8
2023-24	0-5	5
2024-25	1-0	1

Under Coach Cronin (2019-20 through 2024-25): 15-18

- Kentucky was ranked No. 1 in the AP and USA Today Coaches polls when UCLA faced them in Dec. 2014, Dec. 2015 and Dec. 2016. UCLA's win at Rupp Arena on Dec. 3, 2016 marked the Bruins' first victory on the road at a No. 1-ranked team since Feb. 3, 2001 (when UCLA knocked off Stanford, 79-73). UCLA had not played a road game at the nation's No. 1-ranked team since Feb. 13, 2003.

- The Bruins' victory at Kentucky on Dec. 3, 2016 marked the program's first victory in a true road game against the nation's No. 1 team since Feb. 3, 2001, when UCLA knocked off Stanford, 79-73, in Maples Pavilion. Since the start of the 1999-2000 season, UCLA has gone 6-9 against the No. 1-ranked team.

UCLA versus Ranked Teams (since 2001-02, AP Poll)

Date	Team	Venue	W/L	Score	Opp. UCLA
12/08/24	Oregon	A	W	73-71	12 --
03/07/24	Arizona	H	L	65-88	5 --
03/02/24	Washington State	A	L	65-77	19 --
01/20/24	Arizona	A	L	71-77	12 --
11/22/23	Gonzaga	N	L	65-69	11 --
11/20/23	Marquette	N	L	69-71	4 --
03/23/23	Gonzaga	N	L	76-79	9 7
03/11/23	Arizona	N	L	59-61	8 2
03/04/23	Arizona	H	W	82-73	8 4
01/21/23	Arizona	A	L	52-58	11 5
12/17/22	Kentucky	N	W	63-53	13 16
12/14/22	Maryland	A	W	87-60	20 16
11/20/22	Baylor	N	L	75-80	5 8
11/18/22	Illinois	N	L	70-79	19 8
03/19/22	Saint Mary's	N	W	72-56	18 11
03/12/22	Arizona	N	L	76-84	2 13
03/11/22	USC	N	W	69-59	21 13
03/05/22	USC	H	W	75-68	16 17
02/12/22	USC	A	L	64-67	21 12
02/03/22	Arizona	A	L	66-76	7 3
01/25/22	Arizona	H	W	75-59	3 7
11/23/21	Gonzaga	N	L	63-83	1 2
11/12/21	Villanova	H	W (OT)	86-77	4 2
04/03/21	Gonzaga	N	L (OT)	90-93	1 --
03/30/21	Michigan	N	W	51-49	4 --
03/28/21	Alabama	N	W (OT)	88-78	5 --
03/20/21	BYU	N	W	73-62	23 --
12/19/20	Ohio State	N	L	70-77	20 --
02/22/20	Colorado	A	W	70-63	18 --
02/08/20	Arizona	A	W	65-52	23 --
01/30/20	Colorado	H	W	72-68	20 --
01/26/20	Oregon	A	L	75-96	12 --
11/27/19	Michigan State	N	L	62-75	3 --
12/22/18	Ohio State	N	L	66-80	15 --
11/23/18	North Carolina	N	L	78-94	7 17
11/22/18	Michigan State	N	L	67-87	11 17
03/09/18	Arizona	N	L (OT)	67-78	15 --
02/08/18	Arizona	A	W	82-74	13 --
12/23/17	Kentucky	N	W	83-75	7 --
12/16/17	Cincinnati	H	L	63-77	25 --
03/24/17	Kentucky	N	L	75-86	5 8
03/19/17	Cincinnati	N	W	79-67	18 8
03/10/17	Arizona	N	L	75-86	7 3
02/25/17	Arizona	A	W	77-72	4 5
02/09/17	Oregon	H	W	82-79	5 10
01/21/17	Arizona	H	L	85-96	14 3
12/28/16	Oregon	A	L	87-89	21 2
12/03/16	Kentucky	A	W	97-92	1 11
03/02/16	Oregon	H	L	68-76	9 --
02/12/16	Arizona	A	L	75-81	17 --
01/07/16	Arizona	H	W	87-84	7 --

Date	Team	Venue	W/L	Score	Opp. UCLA
12/19/15	North Carolina	N	L	76-89	11 22
12/12/15	Gonzaga	A	W	71-66	20 --
12/03/15	Kentucky	H	W	87-77	1 --
11/24/15	Kansas	N	L	73-92	5 --
03/27/15	Gonzaga	N	L	62-74	7 --
03/19/15	SMU	N	W	60-59	20 --
03/13/15	Arizona	N	L	64-70	5 --
02/21/15	Arizona	A	L	47-57	7 --
01/29/15	Utah	H	W	69-59	11 --
01/04/15	Utah	A	L	39-71	10 --
12/20/14	Kentucky	N	L	44-83	1 --
12/13/14	Gonzaga	H	L	74-87	9 --
11/27/14	North Carolina	N	L	56-78	5 22
03/27/14	Florida	N	L	68-79	1 20
03/15/14	Arizona	N	W	75-71	4 --
01/16/14	Colorado	A	W	69-56	21 25
01/09/14	Arizona	H	L	75-79	1 --
12/19/13	Duke	N	L	63-80	8 --
03/15/13	Arizona	N	W	66-64	18 24
03/02/13	Arizona	H	W	74-69	11 --
01/24/13	Arizona	A	W	84-73	6 --
01/19/13	Oregon	H	L	67-76	21 24
12/28/12	Missouri	H	W (OT)	97-94	7 --
12/01/12	San Diego State	N	L	69-78	23 24
11/23/11	Michigan	N	L	63-79	15 --
11/22/11	Kansas	N	L	56-72	14 --
03/19/11	Florida	N	L	65-73	15 --
02/26/11	Arizona	H	W	71-49	10 --
12/18/10	BYU	N	W	86-79	16 --
12/02/10	Kansas	A	L	76-77	4 --
11/24/10	Villanova	N	L	70-82	7 --
12/06/09	Kansas	H	L	61-73	1 --
11/27/09	Butler	N	L	67-69	12 --
03/21/09	Villanova	N	L	69-89	11 18
02/19/09	Washington	H	W	85-76	22 20
02/12/09	Arizona State	A	L	67-74	18 11
01/17/09	Arizona State	H	L (OT)	58-61	16 9
12/04/08	Texas	A	L	64-68	8 12
04/05/08	Memphis	N	L	63-78	2 3
03/29/08	Xavier	N	W	76-57	12 3
03/15/08	Stanford	N	W	67-64	11 3
03/06/08	Stanford	H	W (OT)	77-67	7 3
02/07/08	Washington State	A	W	67-59	17 5
01/12/08	Washington State	H	W	81-74	4 5
01/03/08	Stanford	A	W	76-67	20 5
12/02/07	Texas	H	L	61-63	8 2
11/20/07	Michigan State	N	W	68-63	10 2
03/31/07	Florida	N	L	66-76	3 7
03/24/07	Kansas	N	W	68-55	2 7
03/22/07	Pittsburgh	N	W	64-55	10 7
03/01/07	Washington State	A	W	53-45	13 2

Date	Team	Venue	W/L	Score	Opp. UCLA
02/17/07	Arizona	A	W	81-66	19 5
02/07/07	USC	H	W	70-65	19 2
02/01/07	Oregon	H	W	69-57	9 5
01/20/07	Arizona	H	W	73-69	11 3
01/06/07	Oregon	A	L	66-68	16 1
12/31/06	Washington	H	W	96-74	13 1
12/09/06	Texas A&M	N	W	65-62	6 1
11/22/06	Georgia Tech	N	W	88-73	19 5
11/21/06	Kentucky	N	W	73-68	20 5
04/03/06	Florida	N	L	57-73	10 7
04/01/06	LSU	N	W	59-45	19 7
03/25/06	Memphis	N	W	50-45	4 7
03/23/06	Gonzaga	N	W	73-71	5 7
02/11/06	Washington	A	L	67-70	21 13
01/21/06	West Virginia	H	L	56-60	12 18
01/14/06	Washington	H	L	65-69	13 11
01/05/06	Arizona	A	W	85-79	21 17
12/10/05	Nevada	N	W	67-56	17 16
11/23/05	Memphis	N	L	80-88	11 16
03/17/05	Texas Tech	N	L	66-78	24 --
02/12/05	Arizona	H	L	73-83	12 --
02/05/05	Washington	A	L	70-82	13 --
01/15/05	Arizona	A	L	73-76	17 --
01/08/05	Washington	H	W	95-86	12 --
12/21/04	Michigan State	A	L	64-76	23 --
02/21/04	Stanford	H	L	60-73	1 --
02/14/04	Arizona	A	L	83-107	16 --
01/22/04	Stanford	A	L	52-67	2 --
01/17/04	Arizona	H	L	72-97	7 --
12/06/03	Kentucky	N	L	50-52	9 --
03/13/03	Arizona	N	L (OT)	89-96	1 --
02/22/03	Stanford	H	L	84-93	21 --
02/20/03	California	H	W (OT)	76-75	18 --
02/13/03	Arizona	A	L	70-106	1 --
01/30/03	Oregon	H	L (OT)	91-96	22 --
01/25/03	California	A	L	69-80	25 --
01/18/03	Arizona	H	L	52-87	2 --
12/21/02	Kansas	A	L	70-87	19 --
11/30/02	Duke	N	L	73-84	4 --
03/17/02	Cincinnati	N	W (2OT)	105-101	5 --
03/07/02	California	N	L	61-67	25 --
03/02/02	Oregon	H	L	62-65	13 --
02/23/02	Stanford	A	W	95-92	10 25
02/14/02	Arizona	H	W	77-76	9 20
02/06/02	USC	H	W	67-65	25 15
01/24/02	Stanford	H	L	76-86	17 13
01/19/02	Arizona	A	L	86-96	15 9
01/12/02	Kansas	H	W	87-77	1 11
12/29/01	Georgetown	H	W	98-91	20 15
12/08/01	Alabama	N	W	79-57	16 20

CAREER STATISTICS, UCLA vs. ARIZONA

DYLAN ANDREWS (junior)

Date	Site	G-GS	MIN	MPG	FG-FGA	PCT	3FG-A	PCT	FT-FTA	PCT	OR	DR	TOT	RPG	PF-DQ	A	TO	BS	S	PTS	PPG
01-21-2023	A	1-0	8	–	0-4	.000	0-2	.000	0-0	.000	0	0	0	–	0-0	0	0	0	0	0	–
03-04-2023	H	1-0	5	–	0-0	.000	0-0	.000	0-0	.000	0	0	0	–	1-0	0	0	0	0	0	–
03-11-2023	N	1-0	13	–	3-7	.429	2-4	.500	0-0	.000	0	0	0	–	0-0	0	1	0	0	8	–
01-20-2024	A	1-1	36	–	2-8	.250	0-2	.000	1-2	.500	1	0	1	–	3-0	2	3	0	1	5	–
03-07-2024	H	1-1	32	–	7-18	.389	1-4	.250	3-4	.750	0	2	2	–	2-0	0	3	0	1	18	–
CAREER		5-2	94	18.8	12-37	.324	3-12	.250	4-6	.667	1	2	3	0.6	6-0	2	8	0	2	31	6.2

TYLER BILODEAU (junior) – previous three meetings with Arizona were from his two seasons at Oregon State

Date	Site	G-GS	MIN	MPG	FG-FGA	PCT	3FG-A	PCT	FT-FTA	PCT	OR	DR	TOT	RPG	PF-DQ	A	TO	BS	S	PTS	PPG
01-12-2023	H	1-0	30	–	5-12	.417	1-4	.250	7-7	1.000	2	4	6	–	3-0	1	1	0	2	18	–
02-04-2023	A	1-1	19	–	2-5	.400	0-1	.000	1-3	.333	1	1	2	–	4-0	0	0	1	1	5	–
01-25-2024	H	1-1	35	–	8-10	.800	3-4	.750	3-4	.750	2	5	7	–	4-0	3	3	2	0	22	–
CAREER		3-2	84	28.0	15-27	.556	4-9	.444	11-14	.786	5	10	15	5.0	11-0	4	4	3	3	45	15.0

KOBE JOHNSON (senior) – previous seven meetings with Arizona were from his three seasons at USC

Date	Site	G-GS	MIN	MPG	FG-FGA	PCT	3FG-A	PCT	FT-FTA	PCT	OR	DR	TOT	RPG	PF-DQ	A	TO	BS	S	PTS	PPG
02-05-2022	H	1-0	2	–	0-1	.000	0-0	.000	0-0	.000	0	0	0	–	0-0	0	1	0	0	0	–
03-01-2022	A	1-0	13	–	0-3	.000	0-0	.000	0-0	.000	0	2	2	–	2-0	0	1	0	0	0	–
01-29-2023	A	1-1	25	–	2-5	.400	1-1	1.000	1-2	.500	2	2	4	–	1-0	1	2	0	3	6	–
03-02-2023	H	1-1	23	–	3-7	.429	1-4	.250	7-7	1.000	2	1	3	–	4-0	6	2	0	1	14	–
01-17-2024	A	1-1	34	–	4-16	.250	2-7	.286	2-2	1.000	0	4	4	–	2-0	5	4	1	3	12	–
03-09-2024	H	1-1	34	–	6-9	.667	1-3	.333	6-7	.857	0	3	3	–	2-0	4	3	0	6	19	–
03-14-2024	N	1-1	31	–	6-10	.600	2-4	.500	0-0	.000	2	6	8	–	2-0	2	2	0	0	14	–
CAREER		7-5	162	23.1	21-51	.412	7-21	.333	16-18	.889	6	18	24	3.4	13-0	18	15	1	13	65	9.3

SEBASTIAN MACK (sophomore)

Date	Site	G-GS	MIN	MPG	FG-FGA	PCT	3FG-A	PCT	FT-FTA	PCT	OR	DR	TOT	RPG	PF-DQ	A	TO	BS	S	PTS	PPG
01-20-2024	A	1-1	32	–	7-16	.438	3-9	.333	4-5	.800	3	2	5	–	3-0	4	4	1	0	21	–
03-07-2024	H	1-0	27	–	2-6	.333	0-2	.000	3-5	.600	0	4	4	–	2-0	3	1	0	1	7	–
CAREER		2-1	59	29.5	9-22	.409	3-11	.273	7-10	.700	3	6	9	4.5	5-0	7	5	1	1	28	14.0

ADAY MARA (sophomore)

Date	Site	G-GS	MIN	MPG	FG-FGA	PCT	3FG-A	PCT	FT-FTA	PCT	OR	DR	TOT	RPG	PF-DQ	A	TO	BS	S	PTS	PPG
03-07-2024	H	1-0	2	–	0-0	.000	0-0	.000	0-0	.000	0	0	0	–	0-0	0	0	0	0	0	–
CAREER		1-0	2	2.0	0-0	.000	0-0	.000	0-0	.000	0	0	0	0.0	0-0	0	0	0	0	0	0.0

LAZAR STEFANOVIC (senior) – includes four meetings with Arizona from his two seasons at Utah

Date	Site	G-GS	MIN	MPG	FG-FGA	PCT	3FG-A	PCT	FT-FTA	PCT	OR	DR	TOT	RPG	PF-DQ	A	TO	BS	S	PTS	PPG
01-15-2022	A	1-1	28	–	2-5	.400	0-2	.000	0-0	.000	2	1	3	–	1-0	1	5	0	1	4	–
02-24-2022	H	1-1	21	–	0-3	.000	0-2	.000	1-2	.500	0	4	4	–	2-0	1	2	0	2	1	–
12-01-2022	H	1-0	22	–	3-10	.300	0-3	.000	2-2	1.000	0	3	3	–	0-0	2	3	3	1	8	–
02-16-2023	A	1-1	35	–	2-9	.222	2-6	.333	2-2	1.000	0	4	4	–	2-0	3	1	0	2	8	–
01-20-2024	A	1-1	36	–	5-11	.455	3-7	.429	4-4	1.000	3	5	8	–	4-0	2	1	0	1	17	–
03-07-2024	H	1-1	33	–	7-15	.467	5-9	.556	1-1	1.000	0	4	4	–	4-0	0	0	0	0	20	–
CAREER		6-5	175	29.2	19-53	.358	10-29	.345	10-11	.909	5	21	26	4.3	13-0	9	12	3	7	58	9.7

BRANDON WILLIAMS (freshman)

Date	Site	G-GS	MIN	MPG	FG-FGA	PCT	3FG-A	PCT	FT-FTA	PCT	OR	DR	TOT	RPG	PF-DQ	A	TO	BS	S	PTS	PPG
01-20-2024	A	1-0	6	–	1-2	.500	0-1	.000	0-0	.000	0	0	0	–	0-0	0	0	0	0	2	–
03-07-2024	H	1-1	25	–	0-2	.000	0-1	.000	0-0	.000	0	1	1	–	1-0	2	0	0	0	0	–
CAREER		2-1	31	15.5	1-4	.250	0-2	.000	0-0	.000	0	1	1	1.0	1-0	2	0	0	0	2	1.0

HEAD COACH MICK CRONIN – YEAR-BY-YEAR SUMMARY

Year	School	Record	Pct.	League	Pct.	Finish	Postseason
2003-04	Murray State	28-6	.824	14-2	.875	2nd	NCAA First Round (0-1)
2004-05	Murray State	17-11	.607	11-5	.688	t-2nd	–
2005-06	Murray State	24-7	.774	17-3	.850	1st	NCAA First Round (0-1)
2006-07	Cincinnati	11-19	.367	2-14	.125	16th	–
2007-08	Cincinnati	13-19	.406	8-10	.444	10th	CBI Tournament First Round (0-1)
2008-09	Cincinnati	18-14	.563	8-10	.444	9th	–
2009-10	Cincinnati	19-16	.543	7-11	.389	11th	NIT Second Round (1-1)
2010-11	Cincinnati	26-9	.743	11-7	.611	t-6th	NCAA Second Round (1-1)
2011-12	Cincinnati	26-11	.703	12-6	.667	t-4th	NCAA Sweet 16 (2-1)
2012-13	Cincinnati	22-12	.647	9-9	.500	t-9th	NCAA First Round (0-1)
2013-14	Cincinnati	27-7	.794	15-3	.833	t-1st	NCAA First Round (0-1)
2014-15	Cincinnati	23-11	.676	13-5	.722	t-3rd	NCAA Second Round (1-1)
2015-16	Cincinnati	22-11	.667	12-6	.667	t-3rd	NCAA First Round (0-1)
2016-17	Cincinnati	30-6	.833	16-2	.889	2nd	NCAA Second Round (1-1)
2017-18	Cincinnati	31-5	.861	16-2	.889	1st	NCAA Second Round (1-1)
2018-19	Cincinnati	28-7	.800	14-4	.778	2nd	NCAA First Round (0-1)
2019-20	UCLA	19-12	.613	12-6	.667	2nd	– (COVID-19, no NCAA Tournament)
2020-21	UCLA	22-10	.688	13-6	.684	4th	NCAA Final Four (5-1)
2021-22	UCLA	27-8	.771	15-5	.750	2nd	NCAA Sweet 16 (2-1)
2022-23	UCLA	31-6	.861	18-2	.900	1st	NCAA Sweet 16 (2-1)
2023-24	UCLA	16-17	.485	10-10	.500	5th	–
2024-25	UCLA	8-1	.889	2-0	1.000	–	–
3 seasons at Murray State		69-24	.742	43-10	.808	–	2 NCAA Tournaments
13 seasons at Cincinnati		296-147	.668	144-89	.616	–	9 NCAA Tournaments
6th season at UCLA		123-54	.695	70-29	.707	–	3 NCAA Tournaments
22nd season, overall		488-225	.684	257-128	.668	–	14 NCAA Tournaments

NOTES ON MICK CRONIN

Now in his sixth year as UCLA's head coach (his 22nd year, overall) ... led UCLA to the NCAA Tournament in 2021, 2022 and 2023 ... in 13 seasons at Cincinnati, he guided the Bearcats to nine straight NCAA Tournaments (2011-2019) ... in the past 21 seasons as a head coach, he has led his programs to 14 NCAA Tournament berths ... during his first five seasons at UCLA, he coached in the Pac-12 ... at Cincinnati, he coached in the Big East Conference from 2007-13 (the Big East had either 15 or 16 teams during that span) ... Cincinnati moved to the American Athletic Conference prior to the 2013-14 school year ... the Big Ten Conference marks the fifth athletic conference in which Coach Cronin has coached as a head coach.

Mick Cronin's Career Records vs. Opponents

Abilene Christian	1-0	Florida State	1-1	Norfolk State	2-0	St. John's	5-6
Akron	1-0	George Mason	1-0	North Carolina	0-3	St. Mary's	1-1
Alabama	2-0	George Washington	1-0	North Carolina A&T	1-0	Stanford	5-3
Alabama State	2-0	Georgetown	6-6	North Carolina Central	3-0	Stony Brook	1-0
Albany	1-0	Georgetown College	1-0	North Florida	1-0	Syracuse	2-6
Arizona	6-6	Georgia	1-0	Northern Kentucky	1-0	TCU	1-0
Arizona State	8-2	Georgia Southern	1-0	Northwestern	1-0	Temple	9-3
Arkansas Little Rock	1-0	Georgia State	1-0	Northwestern State	1-0	Tennessee	0-1
Arkansas Pine Bluff	5-0	Gonzaga	0-5	Notre Dame	3-8	Tennessee State	5-1
Arkansas Tech	1-0	Harvard	0-1	Oakland	1-0	Tennessee-Martin	9-0
Appalachian State	1-0	High Point	1-0	Ohio	0-1	Tennessee Tech	3-2
Austin Peay	4-1	Hofstra	0-1	Ohio State	0-5	Texas	1-0
Baylor	0-1	Houston	10-4	Oklahoma	2-0	Texas A&M Corpus Christi	1-1
Bellarmine	2-0	Howard	1-0	Oregon	6-6	Texas San Antonio	2-0
Belmont	0-1	Idaho State	1-0	Oregon State	8-1	Texas Southern	3-0
Boston University	1-0	Illinois	0-2	Penn State	1-0	Toledo	2-0
Bowling Green	2-1	Illinois-Chicago	1-0	Pepperdine	2-0	Tulane	6-1
Bradley	0-1	Illinois State	0-1	Pittsburgh	4-8	Tulsa	8-1
Brown	1-0	Iowa	0-1	Prairie View A&M	1-0	UAB	1-4
Buffalo	1-0	Iowa State	2-1	Presbyterian	0-1	UC Davis	2-0
Butler	0-2	Jacksonville State	6-0	Providence	4-5	UCLA	2-1
BYU	1-1	Kansas State	1-0	Purdue	1-0	UC Riverside	1-0
Cal State Bakersfield	2-0	Kennesaw State	1-0	Purdue Fort Wayne	1-0	UC Santa Barbara	1-0
Cal State Fullerton	1-1	Kentucky	1-1	Radford	1-0	UMass Lowell	1-0
Cal State Northridge	0-1	Lafayette	1-0	Rhode Island	0-1	UNC Asheville	1-0
California	7-1	Lehigh	1-0	Rice	2-0	UNLV	4-0
Campbell	2-0	Lipscomb	2-0	Richmond	1-0	USC	4-7
Campbellsville	1-0	Long Beach State	4-0	Rider	1-0	Utah	7-2
Central Florida	10-2	Long Island University	1-0	Robert Morris	1-0	Utah Valley	1-0
Central Michigan	1-0	Louisville	5-7	Rutgers	9-3	Vanderbilt	1-0
Chaminade	2-0	Marquette	5-5	Sacramento State	1-0	VCU	1-1
Charleston Southern	1-0	Marshall	2-1	Samford	3-3	Villanova	5-5
Chicago State	3-0	Maryland	2-1	San Diego	1-0	Wagner	2-0
Cincinnati	0-1	Maryland Eastern Shore	1-0	San Diego State	1-1	Washington	10-1
Cleveland State	1-0	Memphis	10-5	San Jose State	1-0	Washington State	6-3
Coastal Carolina	2-0	Miami (Ohio)	5-0	Savannah State	2-0	Weber State	1-0
Colorado	9-1	Michigan	1-0	Seattle	1-0	West Florida	1-0
Connecticut	15-11	Michigan State	1-1	Seton Hall	4-3	West Virginia	3-5
Coppin State	1-0	Middle Tennessee	2-0	SIU Edwardsville	2-0	Western Carolina	3-0
Creighton	0-1	Milwaukee	1-0	SMU	11-4	Western Illinois	1-0
Dayton	1-1	Mississippi	1-1	South Carolina State	1-0	Western Kentucky	1-1
Delaware State	2-0	Mississippi State	2-1	South Carolina Upstate	2-0	Western Michigan	1-0
Denver	2-0	Mississippi Valley State	1-0	South Dakota	1-0	Wichita State	4-1
DePaul	6-3	Missouri	1-1	South Florida	14-4	Winthrop	1-0
East Carolina	5-2	Morehead State	8-0	Southeast Missouri	5-2	Wright State	3-0
Eastern Illinois	6-1	Morgan State	1-0	Southeastern Louisiana	1-0	Wofford	0-1
Eastern Kentucky	6-1	Mount St. Mary's	1-0	Southern Illinois	1-2	Wyoming	1-0
Fairfield	1-0	N.C. State	3-1	Southern Mississippi	1-0	Xavier	5-8
Fairleigh Dickinson	1-0	Nebraska	2-1	Southern Utah	2-0		
Florida	0-1	Nevada	0-1	St. Francis (Pa.)	3-0		
Florida A&M	1-0	New Mexico	0-3	St. Joseph's	0-1		

MICK CRONIN

The Michael Price Family UCLA
Men's Head Basketball Coach



Record at UCLA

123-54 (Sixth season)

Overall Record

488-225 (22nd season)

Mick Cronin has served as UCLA's head coach for the past five seasons, having been named the 14th head coach in the history of the men's basketball program on April 9, 2019. Cronin arrived in Westwood after spending the previous 13 seasons as head coach at his alma mater, the University of Cincinnati. He served as the head coach at Murray State for three seasons, prior to taking the head coaching position at Cincinnati.

Cronin has led his teams to the NCAA Tournament 14 times. He made his first-ever trip to the NCAA Final Four in 2021, with UCLA, as the Bruins defeated No. 1-seed Michigan, 51-49, on March 30, 2021, advancing to the NCAA Final Four in Indianapolis.

Cronin was named the Pac-12 Coach of the Year in 2020 and 2023, marking the third conference in which he has secured "Coach of the Year" acclaim. He was named the American Athletic Conference's Coach of the Year (AAC) in 2014, while at Cincinnati. In addition, he was named the Ohio Valley Conference Coach of the Year (OVC) in 2006, his third and final season at that program. In addition, Cronin was honored as the Sporting News National Coach of the Year in 2018, having led Cincinnati to a 31-5 overall record that season.

Cronin closed the 2023-24 basketball season with the most head coaching victories at the NCAA Division I level (480) among active head coaches, age 53 years old or younger (Cronin will turn 53 in the summer of 2024). In 2022-23, he guided UCLA to its first Pac-12 regular-season title since 2013, as the Bruins went 18-2 in conference play.

In 2020-21, Cronin guided the Bruins to a 22-10 overall record. UCLA won five consecutive games over a 13-day span during the NCAA Tournament, advancing to the NCAA Final Four for the first time since 2008. UCLA had entered the NCAA Tournament in 2021 as a "First Four" team, becoming the second team ever to advance from the First Four to the Final Four. The NCAA Tournament began using a 68-team field (with the First Four) in 2011.

During his first season in Westwood (2019-20), Cronin led the Bruins to a 19-12 record and a 12-6 mark in the Pac-12 Conference. That marked UCLA's highest finish in the Pac-12 regular-season standings since finishing in second place in 2013-14. The Bruins went 8-9 to open the season before winning 11 of their final 14 games.

Before he became UCLA's head coach, Cronin led Cincinnati to consecutive NCAA Tournaments the previous nine years. He guided Cincinnati to a pair of back-to-back 30-plus win seasons in 2017 and 2018, and coached the Bearcats to the American Athletic Conference (AAC) Tournament title in 2018 and 2019.

PRIOR TO BECOMING A HEAD COACH

Cronin became a head coach at Murray State (Murray, Kentucky) at the age of 32, prior to the 2003-04 school year. The son of longtime high school coach Hep Cronin, Mick Cronin served as an assistant varsity coach and head junior varsity coach at Woodward High School while he was completing his undergraduate studies at Cincinnati. He served as the video coordinator and later as an assistant coach for head coach Bob Huggins at Cincinnati (assistant coach from 1997 through 2001). He joined the coaching staff at Louisville prior to the 2001-02 school year, serving as the program's associate head coach for Rick Pitino. After two seasons on the staff at Louisville, Cronin became the head coach at Murray State. In three seasons at Murray State, Cronin led the Racers to a pair of NCAA Tournament appearances and a combined record of 69-24. Cronin compiled a 42-10 record in the Ohio Valley Conference during his three seasons at Murray State.

ABOUT UCLA's COACHING STAFF



DARREN SAVINO

Associate Head Coach, 6th season
Alma Mater: Jersey City College '16

- Has spent the last five seasons as UCLA's associate head coach ... prior to coaching with the Bruins, he served as an assistant coach at Cincinnati, working alongside head coach Mick Cronin ... helped guide Cincinnati to a record of 235-79 through nine seasons.
- Has helped the Bruins compile a 115-53 overall record in five seasons (2019-20 through 2023-24) ... UCLA advanced to the NCAA Final Four in 2021, recording five consecutive victories over a 13-day span.

• Coached Cincinnati's program to nine consecutive NCAA Tournament appearances from 2011 through 2019 ... in his final season with the Bearcats, Cincinnati went 28-7 and won the American Athletic Conference Tournament title ... Coach Savino was elevated to the role of associate head coach at Cincinnati in April 2018.

• Through the final three seasons at Cincinnati, helped the Bearcats' program to an 89-18 record, including consecutive American Athletic Conference Tournament championships in 2018 and 2019.



ROD PALMER

Assistant Coach, 6th season
Alma Mater: UC Irvine '90

- Has spent five seasons as an assistant coach at UCLA ... has coached in the Southern California region for 31 years ... prior to joining UCLA, he was an assistant coach at San Diego State in 2018-19 and for the previous 11 seasons at Long Beach State.
- Helped the Bruins compile a 115-53 overall record through five seasons (2019-20 through 2023-24) ... UCLA advanced to the NCAA Final Four in 2021, recording five consecutive wins over a 13-day span.

• Served as an assistant coach at Long Beach State for 11 seasons (from 2007-08 through 2017-18) ... helped Long Beach State advance to the NCAA Tournament in 2012 and guided the program to Big West Conference crowns in 2011, 2012 and 2013.

• Prior to his time at Long Beach State, spent 14 seasons as a high school coach in Los Angeles ... was the head coach at Centennial High School (Compton) from 2000-07 and at Compton High School from 1993-00 ... his teams at Centennial won the CIF Division III Southern Regional title in 2002 and 2004, while his 2006 squad captured the CIF Division III-A Championship.



NATE GEORGETON

Assistant Coach, 2nd season
Alma Mater: Cincinnati '19

- Now in his sixth season on the Bruins' coaching staff, his second full season as an assistant coach ... previously, he served as the team's video coordinator and as the director of student-athlete development.
- Has played a major role in the Bruins' recruiting efforts, managing recruiting databases, schedules and visits ... was initially hired as UCLA's video coordinator in the summer of 2019.

• Over the past five seasons, has helped UCLA's program compile a record of 115-53 ... the Bruins went 31-6 in 2022-23 and 18-2 in Pac-12 play to capture the program's first conference championship since 2013.

• Graduated from the University of Cincinnati in 2019 ... spent his first two years of college at Northwood University (Division II) in Michigan ... earned his degree from Cincinnati in interdisciplinary studies with a focus in sports administration and business.



NEMANJA "YOGI" JOVANOVIC

Assistant Coach, 2nd season
Alma Mater: University of Belgrade '09

- Joined the Bruins' coaching staff in the summer of 2023 ... serves as an assistant coach and as UCLA's director of international recruiting ... primarily goes by the name "Yogi."

• Spent the previous nine seasons working at three universities in the United States – SMU (2015-22), DePaul (2022-23) and UT Arlington (2023-24) ... also has brought extensive international experience to Westwood.

• In his seven seasons at SMU (2015-22), served as the Director of Player Development for four years and was also the program's Director of Video Services for one season ... helped SMU to win the American Athletic Conference regular-season title in 2017 and the AAC Tournament championship in 2017 ... SMU's team advanced to the NCAA Tournament in 2017.

• Began his coaching career in Europe in 2002 with BC Zeleznicar Lajkovac in his native country of Serbia ... worked as an assistant coach for one of the top European teams in Red Star Belgrade ... also had stints coaching in Sweden, Denmark and Spain.



BRENDYN TAYLOR

Assistant Coach, 2nd season
Alma Mater: USC '15

- Joined the Bruins' coaching staff in the summer of 2023 ... has assisted the team in a variety of areas as an assistant coach, most notably in a player development role.

• Spent the previous two seasons on the coaching staff at St. John's in New York as a graduate assistant ... worked for head coach Mike Anderson during the 2021-22 and 2022-23 basketball seasons.

• Played basketball at Fairfax High School in Los Angeles before attending the University of Southern California (USC) from 2012-15 ... earned his bachelor's degree from USC before moving to Santa Clara as a graduate transfer ... concluded his collegiate career at Bushnell College in Eugene, Ore., helping that program to the 2017 Cascade Collegiate Conference title.

MISCELLANEOUS STATS

CAREER TOTALS (in order by most games played)

PLAYER	GP	PTS	REB	AST
Lazar Stefanovic ^	105	999	404	185
Kobe Johnson ^	100	737	382	236
William Kyle III ^	76	783	412	97
Dylan Andrews	75	593	116	174
Tyler Bilodeau ^	73	803	359	67
Dominick Harris ^	68	444	109	42
Sky Clark ^	51	519	157	136
Sebastian Mack	42	494	132	70
Eric Dailey Jr. ^	41	202	202	64
Aday Mara	37	147	88	21
Brandon Williams	32	100	70	17
Devin Williams	10	14	7	0
Trent Perry	9	49	21	12
Jack Seidler	3	2	0	0
Evan Marjikian	2	3	1	0

GAMES PLAYED

PLAYER	24-25		CAREER	
	24-25	CAREER	24-25	CAREER
Dylan Andrews	7	75	6	38
Tyler Bilodeau ^	9	73	9	54
Sky Clark ^	9	51	9	49
Eric Dailey Jr. ^	9	41	9	25
Dominick Harris ^	6	68	0	13
Kobe Johnson ^	9	100	9	66
William Kyle III ^	9	77	0	49
Sebastian Mack	9	42	0	30
Evan Marjikian	0	2	0	0
Aday Mara	9	37	0	8
Trent Perry	9	9	0	0
Jack Seidler	3	3	0	0
Lazar Stefanovic ^	9	105	3	69
Brandon Williams	0	32	0	14
Devin Williams	0	10	0	0

DOUBLE-FIGURE

PLAYER	POINTS		REBOUNDS	
	24-25	CAREER	24-25	CAREER
Lazar Stefanovic ^	2	50	0	2
Tyler Bilodeau ^	6	42	1	5
William Kyle III ^	0	39	0	7
Kobe Johnson ^	3	35	0	0
Sky Clark ^	0	24	0	0
Sebastian Mack	6	25	0	0
Dylan Andrews	4	26	0	0
Eric Dailey Jr. ^	6	21	1	3
Dominick Harris ^	0	19	0	0
Aday Mara	2	4	0	1
Brandon Williams	0	2	0	0
Trent Perry	1	1	0	0

DOUBLE-DOUBLES

PLAYER	2024-25	CAREER
William Kyle III ^	0	6
Tyler Bilodeau ^	1	4
Eric Dailey Jr. ^	1	3
Lazar Stefanovic	0	2
Dylan Andrews*	0	1

* Andrews' double-double, points and assists

30+ POINTS

PLAYER	2024-25	CAREER
Dylan Andrews	0	1
Sky Clark ^	0	1
Dominick Harris ^	0	1

20+ POINTS

PLAYER	2024-25	CAREER
Tyler Bilodeau ^	2	8
Dylan Andrews	0	7
Dominick Harris ^	0	7
Sebastian Mack	1	6
Sky Clark ^	0	6
Lazar Stefanovic ^	0	5
William Kyle III ^	0	4
Kobe Johnson ^	0	2
Eric Dailey Jr. ^	0	1

10+ REBOUNDS

PLAYER	2024-25	CAREER
William Kyle III ^	0	7
Tyler Bilodeau ^	1	5
Eric Dailey Jr. ^	1	3
Lazar Stefanovic	0	2
Aday Mara	0	1

10+ ASSISTS

PLAYER	2024-25	CAREER
Dylan Andrews	0	1

^ includes statistics from schools prior to UCLA (transfer)

UCLA's RADIO/TV ROSTER



0 KOBE JOHNSON
SR, G – 6-6, 200
PPG: 7.3 RPG: 5.1 APG: 3.2
GP/GS: 9/9



1 TRENT PERRY
FR, G – 6-4, 180
PPG: 5.4 RPG: 2.3 APG: 1.3
GP/GS: 9/0



2 DYLAN ANDREWS
JR, G – 6-2, 180
PPG: 8.9 RPG: 0.9 APG: 3.1
GP/GS: 7.6



3 ERIC DAILEY JR.
SO, G/F – 6-8, 230
PPG: 12.3 RPG: 5.2 APG: 1.7
GP/GS: 9/9



5 BRANDON WILLIAMS
SO, G/F – 6-7, 220
PPG: – RPG: – APG: –
GP/GS: 0/0



7 CHRISTIAN HORRY
FR, G – 6-2, 175
PPG: – RPG: – APG: –
GP/GS: 0/0



8 DOMINICK HARRIS
R-SR, G – 6-3, 190
PPG: 1.2 RPG: 0.8 APG: 0.0
GP/GS: 6/0



10 LAZAR STEFANOVIC
SR, G – 6-7, 190
PPG: 6.1 RPG: 1.9 APG: 0.6
GP/GS: 9/3



12 SEBASTIAN MACK
SO, G – 6-3, 200
PPG: 10.6 RPG: 1.6 APG: 2.0
GP/GS: 9/0



13 ERIC FREENY
FR, G – 6-4, 200
PPG: – RPG: – APG: –
GP/GS: 0/0



15 ADAY MARA
SO, C – 7-3, 240
PPG: 5.6 RPG: 3.8 APG: 0.7
GP/GS: 9/0



21 EVAN MANJIKIAN
R-SO, F – 6-8, 235
PPG: – RPG: – APG: –
GP/GS: 0/0




22 DEVIN WILLIAMS
SO, F – 6-10, 200
PPG: – RPG: – APG: –
GP/GS: 0/0



24 WILLIAM KYLE III
JR, F – 6-9, 230
PPG: 4.2 RPG: 3.1 APG: 0.9
GP/GS: 9/0



30 JACK SEIDLER
R-SO, G – 6-4, 205
PPG: 0.7 RPG: 0.0 APG: 0.0
GP/GS: 3/0



34 TYLER BILODEAU
JR, F – 6-9, 230
PPG: 13.3 RPG: 5.9 APG: 1.1
GP/GS: 9/9



55 SKYY CLARK
JR, G – 6-3, 210
PPG: 4.9 RPG: 2.2 APG: 2.4
GP/GS: 9/9



MICK CRONIN
THE MICHAEL PRICE FAMILY UCLA
MEN'S HEAD BASKETBALL COACH
6th Season



DARREN SAVINO
ASSOCIATE HEAD COACH
6th Season



ROD PALMER
ASSISTANT COACH
6th Season



NATE GEORGETON
ASSISTANT COACH
2nd Season



YOGI JOVANOVIC
ASSISTANT COACH
2nd Season



BRENDYN TAYLOR
ASSISTANT COACH
2nd Season

FINAL 2023-24 PAC-12 STANDINGS

Team	Pac-12	Pct.	GB	Overall	Pct.
Arizona	15-5	.750	—	27-9	.750
Washington State	14-6	.700	1.0	25-10	.714
Colorado	13-7	.650	2.0	26-11	.703
Oregon	12-8	.600	3.0	24-12	.667
UCLA	10-10	.500	6.0	16-17	.485
Utah	9-11	.450	6.0	22-15	.595
California	9-11	.450	6.5	13-19	.406
Washington	9-11	.450	6.5	17-15	.531
USC	8-12	.400	7.0	15-18	.455
Stanford	8-12	.400	7.0	14-18	.438
Arizona State	8-12	.400	7.0	14-18	.438
Oregon State	5-15	.250	10.0	13-19	.406

FINAL 2022-23 PAC-12 STANDINGS

Team	Pac-12	Pct.	GB	Overall	Pct.
UCLA	18-2	.900	—	31-6	.838
Arizona	14-6	.700	4.0	28-7	.800
USC	14-6	.700	4.0	22-11	.667
Oregon	12-8	.600	6.0	21-15	.583
Arizona State	11-9	.550	7.0	23-13	.639
Washington State	11-9	.550	7.0	17-17	.500
Utah	10-10	.500	8.0	17-15	.531
Washington	8-12	.400	10.0	16-16	.500
Colorado	8-12	.400	10.0	18-17	.514
Stanford	7-13	.350	11.0	14-19	.424
Oregon State	5-15	.250	13.0	11-21	.344
California	2-18	.100	16.0	3-29	.094

FINAL 2021-22 PAC-12 STANDINGS

Team	Pac-12	Pct.	GB	Overall	Pct.
UCLA	15-5	.750	3.0	27-8	.771
USC	14-6	.700	4.0	26-8	.765
Colorado	12-8	.600	6.0	21-12	.636
Oregon	11-9	.550	7.0	20-15	.571
Washington	11-9	.550	7.0	17-15	.531
Washington State	11-9	.550	7.0	22-15	.595
Arizona State	10-10	.500	8.0	14-17	.452
Stanford	8-12	.400	10.0	16-16	.500
California	5-15	.250	13.0	12-20	.375
Utah	4-16	.200	14.0	11-20	.355
Oregon State	1-19	.050	17.0	3-28	.097

FINAL 2020-21 PAC-12 STANDINGS

Team	Pac-12	Pct.	GB	Overall	Pct.
UCLA	13-6	.684	1.5	22-10	.688
Arizona	11-9	.550	4.0	17-9	.654
Oregon State	10-10	.500	5.0	20-13	.606
Stanford	10-10	.500	5.0	14-13	.519
Utah	8-11	.421	6.5	12-13	.480
Arizona State	7-10	.412	6.5	11-14	.440
Washington State	7-12	.368	7.5	14-13	.519
Washington	4-16	.200	11.0	5-21	.192
California	3-17	.150	12.0	9-20	.310

FINAL 2019-20 PAC-12 STANDINGS

Team	Pac-12	Pct.	GB	Overall	Pct.
UCLA	12-6	.667	1.0	19-12	.613
Arizona State	11-7	.611	2.0	20-11	.645
USC	11-7	.611	2.0	22-9	.710
Arizona	10-8	.556	3.0	21-11	.656
Colorado	10-8	.556	3.0	21-11	.656
Stanford	9-9	.500	4.0	20-12	.625
Oregon State	7-11	.389	6.0	18-13	.581
Utah	7-11	.389	6.0	16-15	.516
California	7-11	.389	6.0	14-18	.438
Washington State	6-12	.333	8.0	16-16	.500
Washington	5-13	.278	9.0	15-17	.469

FINAL 2018-19 PAC-12 STANDINGS

Team	Pac-12	Pct.	GB	Overall	Pct.
UCLA	9-9	.500	6.0	17-16	.515
USC	8-10	.444	7.0	16-17	.485
Arizona	8-10	.444	7.0	17-15	.531
Stanford	8-10	.444	7.0	15-16	.484
Washington State	4-14	.222	11.0	11-21	.344
California	3-15	.167	13.0	8-23	.258

UCLA'S RECORD WHEN ...

	2024-25	PAST 6 YEARS
UCLA leads at halftime	7-0	91-20
UCLA trails at halftime	1-1	30-31
Tied at halftime	0-0	2-3
UCLA builds a 10-point lead	8-0	100-12
UCLA trails by 10 points	0-1	13-35
UCLA leads with five minutes left	8-0	107-6
UCLA trails with five minutes left	0-1	13-47
There is a tie with five minutes left	0-0	3-1
UCLA leads with one minute left	8-0	112-6
UCLA trails with one minute left	0-1	7-46
There is a tie with one minute left	0-0	4-2
UCLA shoots better from the field	7-0	88-13
UCLA shoots worse from the field	1-1	34-41
UCLA shoots the same from the field	0-0	1-0
UCLA shoots 50% or better, overall	4-0	39-4
UCLA shoots less than 50%, overall	4-1	84-50
OPP shoots 50% or better, overall	0-1	11-17
OPP shoots less than 50%, overall	8-0	112-37
UCLA makes more 3-PT field goals	5-0	60-7
UCLA makes fewer 3-PT field goals	3-1	49-44
3-PT field goals are the same	0-0	14-3
UCLA shoots better from 3-PT range	6-0	85-12
UCLA shoots worse from 3-PT range	2-1	36-42
UCLA shoots the same from 3-PT range	0-0	2-0
UCLA shoots 40% or greater, from 3-PT	2-0	51-7
UCLA shoots less than 40%, from 3-PT	6-1	72-47
OPP shoots 40% or greater, from 3-PT	1-1	29-23
OPP shoots less than 40%, from 3-PT	7-0	94-31
UCLA makes the same or more FTs	5-1	91-19
UCLA makes fewer FTs	3-0	32-35
UCLA attempts the same or more FTs	4-1	90-19
UCLA attempts fewer FTs	4-0	33-35
UCLA shoots 75% or greater, at FT line	3-0	61-22
UCLA shoots less than 75%, at FT line	5-1	62-32
OPP shoots 75% or greater, at FT line	2-0	45-25
OPP shoots less than 75%, at FT line	6-1	78-29
UCLA outrebounds opponent	5-0	83-28
UCLA is outrebounded by opponent	3-0	30-23
Rebounds are the same	0-1	10-3
UCLA has more offensive rebounds	4-1	80-39
UCLA has fewer offensive rebounds	4-0	34-13
Offensive rebounds are the same	0-0	9-2
UCLA has more defensive rebounds	5-0	82-15
UCLA has fewer defensive rebounds	3-1	32-36
Defensive rebounds are the same	0-0	9-3
UCLA commits more fouls	2-0	34-29
UCLA commits fewer fouls	6-1	75-19
Fouls are the same	0-0	14-6
UCLA has more assists	7-0	89-11
UCLA has fewer assists	1-1	24-35
Assists are the same	0-0	10-8
UCLA commits more turnovers	0-0	24-26
UCLA commits fewer turnovers	8-1	96-23
Turnovers are the same	0-0	3-5
UCLA has more blocks	4-0	66-21
UCLA has fewer blocks	2-0	42-26
Blocks are the same	2-1	15-7
UCLA has more steals	6-0	86-25
UCLA has fewer steals	0-0	20-21
Steals are the same	2-1	17-8

	2024-25	PAST 6 YEARS
UCLA's starting frontline outscores OPP's	6-1	84-20
OPP's starting frontline outscores UCLA's	2-0	36-33
Frontline scoring is the same	0-0	3-1
UCLA's starting backcourt outscores OPP's	5-0	88-25
OPP's starting backcourt outscores UCLA's	3-1	31-28
Backcourt scoring is the same	0-0	4-1
UCLA's bench outscores OPP's bench	7-0	64-21
OPP's bench outscores UCLA's bench	1-1	55-31
Bench scoring is the same	0-0	4-2
Record on Mondays	2-0	11-2
Record on Tuesdays	2-0	8-2
Record on Wednesdays	1-0	12-6
Record on Thursdays	0-0	35-13
Record on Fridays	2-1	10-4
Record on Saturdays	0-0	35-24
Record on Sundays	1-0	12-3
Record in November	6-1	28-10
Record in December	2-0	19-9
Record in January	0-0	27-12
Record in February	0-0	31-13
Record in March	0-0	18-9
UCLA scores first	8-0	78-26
OPP scores first	0-1	45-28
UCLA scores fewer than 60 points	0-0	5-12
UCLA scores between 60-69 points	1-1	36-23
UCLA scores between 70-79 points	2-0	45-16
UCLA scores between 80-89 points	5-0	27-2
UCLA scores between 90-99 points	0-0	7-1
UCLA scores 100 or more points	0-0	3-0
OPP scores 100 or more points	0-0	0-0
OPP scores between 90-99 points	0-0	1-4
OPP scores between 80-89 points	0-0	2-11
OPP scores between 70-79 points	2-1	16-23
OPP scores between 60-69 points	0-0	46-13
OPP scores fewer than 60 points	6-0	58-3
The game is decided by 1-2 points	1-0	10-7
The game is decided by 3-4 points	0-0	11-9
The game is decided by 5-6 points	0-0	9-7
The game is decided by 7-9 points	0-1	17-13
The game is decided by 10-19 points	1-0	40-14
The game is decided by 20-plus points	5-0	36-4
UCLA has zero double-figure scorers	0-0	0-1
UCLA has one double-figure scorer	0-1	1-3
UCLA has two double-figure scorers	0-0	21-9
UCLA has three double-figure scorers	4-0	50-27
UCLA has four double-figure scorers	3-0	31-13
UCLA has five double-figure scorers	1-0	17-1
UCLA has six double-figure scorers	0-0	3-0
UCLA has seven double-figure scorers	0-0	0-0
OPP has zero double-figure scorers	0-0	2-0
OPP has one double-figure scorer	2-0	16-1
OPP has two double-figure scorers	4-0	41-5
OPP has three double-figure scorers	0-1	46-19
OPP has four double-figure scorers	2-0	16-20
OPP has five double-figure scorers	0-0	2-7
OPP has six double-figure scorers	0-0	0-2
OPP has seven double-figure scorers	0-0	0-0
UCLA has more double-figure scorers	6-0	72-8
UCLA has fewer double-figure scorers	1-1	19-31
Double-figure scorers are the same	1-0	32-15

NOTE: Past six seasons includes the years in which Mick Cronin has been UCLA's head coach (2019-20 through 2024-25).

THE LAST TIME . . .

100 Points Scored

By UCLA	100 vs. Pepperdine (11/23/22)
By Opponent	104 at Stanford (2/16/19)

40+ Point Victory

By UCLA	45 (88-43) vs. Southern Utah (11/26/24)
By Opponent	46 (90-44) at Utah (1/11/24)

30+ Point Victory

By UCLA	45 (88-43) vs. Southern Utah (11/26/24)
By Opponent	46 (90-44) at Utah (1/11/24)

20+ Point Victory

By UCLA	45 (88-43) vs. Southern Utah (11/26/24)
By Opponent	23 (88-65) vs. Arizona (3/7/24)

Overtime Game

UCLA Win	won 86-77, vs. Villanova (11/12/21)
UCLA Loss	lost 87-84, at Arizona State, 3-OT (2/5/22)

Double Overtime Game

UCLA Win	won 107-98, vs. Pepperdine, 3-OT (11/27/20)
UCLA Loss	lost 87-84, at Arizona State, 3-OT (2/5/22)

Seven or More Players in Double-Figure Scoring

By UCLA	7 vs. Pacific (11/11/16)
By Opponent	7 vs. Santa Clara (12/8/79)

Six or More Players in Double-Figure Scoring

By UCLA	6 vs. Norfolk State (11/14/22)
By Opponent	6 at Arizona State, 3-OT (2/5/22)

Zero Players Scoring in Double Figures

By UCLA	0 at Utah (1/11/24)
By Opponent	0 vs. Stanford (1/29/22)

Made 40-49 Field Goals

By UCLA	40-of-78 vs. Long Beach State (11/15/21)
By Opponent	41-of-80 at Duke (2/22/98)

Made 50 or More Field Goals

By UCLA	52-of-99 vs. George Mason (12/22/94)
By Opponent	have not made 45 (or more), since prior to 1970-71

Made Fewer Than 20 Field Goals

By UCLA	18 (18-47) vs. Arizona State (3/9/24)
By Opponent	19 (19-49) vs. Washington (12/3/24)

Had 70-79 Field Goal Attempts

By UCLA	79 vs. Denver (12/10/22)
By Opponent	72 at Arizona State, 3-OT (2/5/22)

Had 80-89 Field Goal Attempts

By UCLA	82 vs. Pepperdine, 3-OT (11/27/20)
By Opponent	86 vs. USC (2/28/19)

Had 90-99 Field Goal Attempts

By UCLA	91 vs. Cincinnati (3/17/02)
By Opponent	90 vs. Oral Roberts (11/20/87)

Had Fewer Than 40 Field Goal Attempts

By UCLA	39 vs. Oregon State (2/12/11)
By Opponent	39 at Oregon State (1/2/09)

Shot 50 Percent Or Better From The Field

By UCLA	50.0 (30-60) vs. Cal State Fullerton (11/22/24)
By Opponent	51.0 (25-49) vs. New Mexico (11/8/24)

Shot 60 Percent Or Better From The Field

By UCLA	60.8 (31-51) vs. Bellarmine (11/27/22)
By Opponent	60.8 (31-51) at Oregon (3/3/21)

Shot 70 Percent or Better From The Field

By UCLA	72.9 (35-48) vs. South Carolina (11/21/01)
By Opponent	71.4 (35-49) vs. Middle Tennessee (11/15/11)

Shot Less Than 30 Percent From The Field

By UCLA	22.0 (11-50) vs. California (2/18/23)
By Opponent	28.8 (15-52) vs. Cal State Fullerton (11/22/24)

Made 10 or More 3-Pointers

By UCLA	12-of-23 at Oregon (12/8/24)
By Opponent	15-of-24 at Washington (2/29/24)

Made 15 or More 3-Pointers

By UCLA	16-of-33 vs. Oregon (2/17/18)
By Opponent	15-of-24 at Washington (2/29/24)

Made Zero 3-Pointers

By UCLA	0-for-6 vs. Long Island University (11/15/23)
By Opponent	0-for-13 vs. California (1/3/13)

Attempted 30 or More 3-Pointers

By UCLA	34 (14-34) vs. Long Beach State (1/6/22)
By Opponent	33 (11-33) vs. Idaho State (11/20/24)

Shot 60 Percent or Higher, from 3-Point Range

By UCLA	64.3 (9-14) vs. Idaho State (11/20/24)
By Opponent	62.5 (15-24) at Washington (2/29/24)

Shot 70 Percent or Higher, from 3-Point Range

By UCLA	76.5 (13-17) vs. Northwestern (11/29/13)
By Opponent	90.9 (10-11) vs. Middle Tennessee State (11/15/11)

Shot Less Than 20 Percent, from 3-Point Range

By UCLA	17.6 (3-17) at Utah (1/11/24)
By Opponent	18.8 (3-16) vs. Washington (12/3/24)

Made 30-39 Free Throws

By UCLA	31-of-39 vs. CSUN (11/13/16)
By Opponent	30-of-42 vs. Wake Forest (11/25/15)

Made 40 or More Free Throws

By UCLA	42-of-52 vs. Colorado (12/2/77)
By Opponent	40-of-56 at Stanford, 2-OT (12/23/87)

Made 5 or Fewer Free Throws

By UCLA	5-of-7 at Oregon (12/8/24)
By Opponent	1-of-4 vs. Oregon State (3/13/24)

Had 40 or More Free Throw Attempts

By UCLA	26-of-40 vs. UC Irvine (11/26/17)
By Opponent	29-of-45 at Arizona (2/12/16)

Had 50 or More Free Throw Attempts

By UCLA	38-of-50 at Washington (1/1/16)
By Opponent	40-of-56 at Stanford, 2-OT (12/23/87)

Shot 80 Percent or Better From the Free Throw Line

By UCLA	92.3 (12-13) vs. Cal State Fullerton (11/22/24)
By Opponent	82.4 (14-17) at Stanford (2/7/24)

Shot 90 Percent or Better From the Free Throw Line

By UCLA	92.3 (12-13) vs. Cal State Fullerton (11/22/24)
By Opponent	90.0 (18-20) vs. Marquette (11/20/23)

Shot 100 Percent From the Free Throw Line

By UCLA	11-for-11 vs. Washington State (3/10/22)
By Opponent	10-for-10 at Oregon State (2/9/23)

Had 50-59 Rebounds

By UCLA	55 vs. Chaminade (11/21/23)
By Opponent	50 at Utah (1/11/24)

Had 60 or More Rebounds

By UCLA	60 vs. Monmouth (11/13/15)
By Opponent	none since prior to 1978-79

Had 20-29 Assists

By UCLA	21 vs. Southern Utah (11/26/24)
By Opponent	23 at Washington (2/29/24)

Had 30 or More Assists

By UCLA	30 vs. Arizona State (1/19/17)
By Opponent	30 at Arizona (2/18/89)

Had 10 or More Blocks

By UCLA	11 vs. Colorado (1/14/23)
By Opponent	10 at USC (1/27/24)

Had 15 or More Steals

By UCLA	15 vs. Southern Utah (11/26/24)
By Opponent	15 at Oregon (1/26/20)

Had 20 or More Steals

By UCLA	20 vs. Wyoming (12/23/08)
By Opponent	22 vs. Maryland (11/27/98)

Committed at Least 20 Turnovers

By UCLA	21 vs. New Mexico (11/8/24)
By Opponent	30 vs. Southern Utah (11/26/24)

Committed Fewer Than 10 Turnovers

By UCLA	9 at Oregon (12/8/24)
By Opponent	8 vs. Oregon (3/14/24)

THE LAST TIME . . .

30 or More Points Scored

UCLA	31, Dylan Andrews, vs. Oregon State (3/13/14)
Opponent	32, Keion Brooks Jr., at Washington (2/29/24)

35 or More Points Scored

UCLA	37, Bryce Alford, at Colorado (1/12/17)
Opponent	37, Jahmir Young, vs. Maryland (12/22/23)

40 or More Points Scored

UCLA	44, Jason Kapono, at Washington State (1/4/03)
Opponent	40, Eddie House, Arizona State (2/17/00)

Two or More Players Scored 20+ Points

UCLA	Sebastian Mack (21), Tyler Bilodeau (20), vs. Idaho State (11/20/24)
Opponent	LJ Cryer (28), Adam Flagler (22), vs. Baylor (11/20/22)

Three or More Players Scored 20+ Points

UCLA	C. Smith (26), T. Campbell (22), J. Bernard (21), vs. Pepperdine (11/27/20)
Opponent	J. Brown (22), J. Clarkson (21), E. Ross (20), at Missouri (12/7/13)

Two or More Players Scored 25+ Points

UCLA	Norman Powell (27), Jordan Adams (25), vs. James Madison (11/15/12)
Opponent	Desure Buie (29), Jalen Ray (27), Hofstra (11/21/19)

Made 15 or More Field Goals

UCLA	15 made (15-23), Don MacLean, at Arizona (1/11/92)
Opponent	16 made (16-24), Drew Timme, Gonzaga (3/23/23)

Made 18 or More Field Goals

UCLA	21 made (21-22), Bill Walton, Memphis (3/26/73)
Opponent	18 made (18-29), Otis Birdsong, Houston (1/2/77)

Made 6 or More 3-Pointers

UCLA	Dylan Andrews, 7-for-9, vs. Oregon State (3/13/24)
Opponent	Keion Brooks Jr., 6-for-7, at Washington (2/29/24)

Made 7 or More 3-Pointers

UCLA	Dylan Andrews, 7-for-9, vs. Oregon State (3/13/24)
Opponent	Terrence Shannon Jr., 8-for-9, vs. Illinois (11/18/22)

Made 8 or More 3-Pointers

UCLA	Bryce Alford, 8-for-14, vs. Washington (3/1/17)
Opponent	Terrence Shannon Jr., 8-for-9, vs. Illinois (11/18/22)

Made 9 or More 3-Pointers

UCLA	Isaac Hamilton, 9-for-14, vs. Arizona State (1/19/17)
Opponent	has never occurred

Made 10 or More 3-Pointers

UCLA	has never occurred
Opponent	has never occurred

Made 10 or More Free Throws

UCLA	Sebastian Mack, 15-of-16, vs. Idaho State (11/20/24)
Opponent	Jaylen Wells, 10-of-10, at Washington State (3/2/24)

Made 15 or More Free Throws

UCLA	Sebastian Mack, 15-of-16, vs. Idaho State (11/20/24)
Opponent	Andrew Andrews, 17-of-19, at Washington (1/1/16)

Attempted 20 or More Free Throws

UCLA	none since prior to 1979-80
Opponent	none since prior to 1979-80

Was Perfect With 15 or More Free Throws

UCLA	Jordan Adams, 16-of-16, vs. UC Irvine (11/13/12)
Opponent	Fennis Dembo, 16-of-16, vs. Wyoming (3/14/87)

Had 15 or More Rebounds

UCLA	Tyler Bilodeau, 15, vs. New Mexico (11/8/24)
Opponent	Mouhamed Gueye, 18, at Washington State (12/30/22)

Had 20 or More Rebounds

UCLA	Jalen Hill, 20, vs. Presbyterian (11/19/18)
Opponent	Zylan Cheatham, 20, vs. Arizona State (1/24/19)

Had 25 or More Rebounds

UCLA	27, Bill Walton, vs. Maryland (12/1/73)
Opponent	none since prior to 1970-71

Two Players Had 10 or More Rebounds

UCLA	Adem Bona (11), Jaylen Clark (11), vs. Arizona State (3/2/23)
Opponent	Tyler Burton (10), Eric Dixon (10), at Villanova (12/9/23)

Two or More Players Had Double-Doubles

UCLA	J. Jaquez Jr. (12 p, 11 r), J. Clark (12 p 10 r), at Arizona (1/21/23)
Opponent	Drew Timme (36 p, 13 r), Julian Strawther (16 p, 10 r), vs. Gonzaga (3/23/23)

Shot 100 Percent From the Field (minimum 10 attempts)

By UCLA	none since prior to 1979-80
By Opponent	Brad Daugherty, 13-for-13, at North Carolina (11/24/85)

Shot 100 Percent from 3-Point Range (minimum 5 attempts)

By UCLA	Aaron Holiday, 5-for-5, vs. Washington State (12/29/17)
By Opponent	Grant Antevich, 5-for-5, at California (1/21/21)

Had 10 or More Assists

By UCLA	Dylan Andrews, 11, at Washington (2/29/24)
By Opponent	Sahvir Wheeler, 11, at Washington (2/29/24)

Had 10 or More Assists and Zero Turnovers

By UCLA	Dylan Andrews, 11 assists, at Washington (2/29/24)
By Opponent	Keyshawn Woods, 10 assists, vs. Ohio State (12/22/18)

Had 15 or More Assists

By UCLA	Darren Collison, 15, at Arizona (2/17/07)
By Opponent	Phil Pressey, 19, vs. Missouri (12/28/12)

Had 20+ Points and 10+ Rebounds

By UCLA	Tyler Bilodeau (23 pts, 15 rbs), vs. New Mexico (11/8/24)
By Opponent	Nate Bittle (22 pts, 10 rbs), at Oregon (12/8/24)

Had 20+ Points and 15+ Rebounds

By UCLA	Tyler Bilodeau (23 pts, 15 rbs), vs. New Mexico (11/8/24)
By Opponent	Bennie Boatwright (25 pts, 15 rbs), vs. USC (2/28/19)

Had 20+ Points and 20+ Rebounds

By UCLA	David Greenwood (31 pts, 23 rbs), Tulsa (12/18/76)
By Opponent	Todd MacCullough (26 pts, 21 rbs), Washington (1/31/99)

Had 25+ Points and 15+ Rebounds

By UCLA	Kevon Looney (27 pts, 19 rbs), vs. Stanford (1/8/15)
By Opponent	Bennie Boatwright (25 pts, 15 rbs), vs. USC (2/28/19)

Had 10+ Points and 10+ Assists

By UCLA	Dylan Andrews (21 pts, 11 ast), at Washington (2/29/24)
By Opponent	Deivon Smith (17 pts, 10 ast), vs. Utah (2/18/24)

Had 15+ Points and 10+ Assists

By UCLA	Dylan Andrews (21 pts, 11 ast), at Washington (2/29/24)
By Opponent	Deivon Smith (17 pts, 10 ast), vs. Utah (2/18/24)

Had 20+ Points and 10+ Assists

By UCLA	Dylan Andrews (21 pts, 11 ast), at Washington (2/29/24)
By Opponent	Daejon Davis (23 pts, 10 ast), Stanford (1/27/18)

Had 5 or More Steals

By UCLA	Kobe Johnson, 6, vs. Cal State Fullerton (11/22/24)
By Opponent	Tru Washington, 5, New Mexico (11/8/24)

Had 8 or More Steals

By UCLA	Jordan Adams, 8, vs. Sacramento State (11/18/13)
By Opponent	Quinn Cook, 8, Duke (12/19/13)

Had 5 or More Blocks

By UCLA	Adem Bona, 5, vs. Arizona (3/7/24)
By Opponent	Braxton Meah, 5, at Washington (2/29/24)

Had 7 or More Blocks

By UCLA	Adem Bona, 7, at Arizona State (1/17/24)
By Opponent	Jarvis Varnado, 7, vs. Mississippi State (12/12/09)

Had 20+ Points and 5+ Blocks

By UCLA	Jaime Jaquez Jr. (23 pts, 5 blocks), vs. Colorado (1/14/23)
By Opponent	Drew Peterson (27 pts, 5 blocks), at USC (2/12/22)

Recorded a Triple-Double

By UCLA	Kyle Anderson (13p, 12r, 11a), vs. Morehead State (11/22/13)
By Opponent	Draymond Green (23p, 11r, 10a), Michigan State (3/17/11)

Played 45 or More Minutes

By UCLA	J. Juzang (51), J. Jaquez Jr. (50), T. Campbell (50), at Arizona State, 3-OT (2/5/22)
By Opponent	J. Heath (48), K. Lawrence (47), DJ Horne (46), at Arizona State, 3-OT (2/5/22)

Scored 20 or More Points off the Bench

By UCLA	Sebastian Mack, 21, vs. Idaho State (Nov. 20, 2024)
By Opponent	Mike Saunders Jr., 25, at Utah (2/23/23)

Scored 25 or More Points off the Bench

By UCLA	Sebastian Mack, 27, vs. CSUN (12/19/23)
By Opponent	Mike Saunders Jr., 25, at Utah (2/23/23)

Recorded 10 or More Rebounds off the Bench

By UCLA	Cody Riley, 11, at Washington (2/28/22)
By Opponent	Mahmoud Fofana, 11, vs. CSUN (12/19/23)

Game No. 1 – November 4, 2024
Pauley Pavilion – Los Angeles, Calif.
(22) UCLA 80, Rider 50

RIDER 50

NAME	FG	3FG	FT	R	PF	TP	A	MIN
T. Byard	0-1	0-0	0-0	3	1	0	1	7
T. Ingraham	2-9	0-1	0-1	2	1	4	0	18
R. Rodriguez	0-3	0-1	0-0	2	0	0	2	25
J. Alvarez	2-7	1-4	0-0	2	1	5	1	21
T.J. Weeks Jr.	5-11	4-7	1-4	4	1	15	0	30
I. West-Ingram	1-3	0-0	0-0	6	5	2	2	15
A. Young	2-8	0-4	0-0	3	0	4	4	25
Z. Littleton Jr.	0-4	0-2	0-0	1	0	0	1	9
C. McCabe	2-4	0-0	0-0	3	2	4	0	10
A. Boutayeb	5-7	0-0	4-6	2	2	14	0	17
T. Weeks	0-2	0-1	0-0	4	4	0	0	6
F. Burton	1-4	0-0	0-2	2	0	2	2	14
J. McFadden	0-0	0-0	0-0	0	0	0	0	2
TOTALS	20-63	5-20	5-13	38	17	50	13	200

UCLA 85

NAME	FG	3FG	FT	R	PF	TP	A	MIN
E. Dailey Jr.	4-6	1-2	0-0	8	4	9	2	21
T. Bilodeau	9-16	0-3	0-1	6	1	18	0	22
K. Johnson	5-9	1-3	1-1	8	2	12	3	30
D. Andrews	6-11	2-7	0-0	1	0	14	6	27
S. Clark	1-5	1-3	0-0	1	2	3	7	20
W. Kyle III	0-0	0-0	0-1	5	0	0	0	11
S. Mack	4-7	2-3	2-3	2	1	12	1	24
A. Mara	2-3	0-0	1-2	2	2	5	1	10
T. Perry	1-4	1-4	3-4	3	0	6	1	12
L. Stefanovic	2-3	2-3	0-0	1	1	6	0	17
D. Harris	0-1	0-1	0-0	4	0	0	0	7
TOTALS	34-65	10-29	7-12	45	13	85	21	200

Halftime Score – UCLA 43, Rider 21. Team Rebounds – Rider 4, UCLA 4. Turnovers – Rider 13, UCLA 9. Technicals – None. Attendance: 4,489. Officials – Kevin Brill, Jason Phillips, Aran Hart

Game No. 2 – November 8, 2024
Lee's Family Forum – Henderson, Nev.
New Mexico 72, UCLA 64

NEW MEXICO 72

NAME	FG	3FG	FT	R	PF	TP	A	MIN
F. Borovicinanin	2-2	2-2	0-0	2	3	6	3	24
M. Amzil	3-7	2-4	0-0	4	4	8	0	28
N. Joseph	5-9	0-0	6-8	12	3	16	0	33
D. Dent	8-13	0-1	1-4	1	1	17	8	34
T. Washington	1-7	0-3	1-2	5	2	3	2	30
A. Ally Atiki	2-2	0-0	0-0	1	1	4	0	7
CJ Noland	2-5	1-2	8-8	1	5	13	1	19
B. Appelhans	1-1	1-1	0-0	1	1	3	0	4
J. Milicevic	0-0	0-0	0-0	2	0	0	0	2
K. Dotson	0-1	0-1	0-0	1	0	0	0	6
I. Sacko	1-1	0-0	0-1	1	4	2	0	10
Q. Webb	0-1	0-1	0-0	0	0	0	0	2
TOTALS	25-49	6-15	16-23	34	26	72	14	200

UCLA 64

NAME	FG	3FG	FT	R	PF	TP	A	MIN
E. Dailey Jr.	1-3	1-2	2-2	3	4	5	1	15
T. Bilodeau	8-20	2-7	5-8	15	3	23	0	33
K. Johnson	2-4	0-2	3-4	4	4	7	5	26
D. Andrews	2-6	0-3	0-0	0	2	4	2	30
S. Clark	3-9	1-4	0-0	0	2	7	1	29
W. Kyle III	2-5	0-0	2-4	4	2	6	0	15
S. Mack	0-0	0-0	2-2	0	1	2	2	10
T. Perry	1-4	1-2	5-7	3	3	8	2	23
L. Stefanovic	1-4	0-3	0-0	3	2	2	0	15
A. Mara	0-0	0-0	0-0	0	1	0	0	5
TOTALS	20-55	5-23	19-27	34	24	64	13	200

Halftime Score – New Mexico 41, UCLA 30. Team Rebounds – New Mexico 5, UCLA 2. Turnovers – New Mexico 24, UCLA 21. Technicals – None. Attendance: 1,497. Officials – Paul Szalc, Mike Reed, Keith Kimble.

Game No. 3 – November 11, 2024
Pauley Pavilion – Los Angeles, Calif.
UCLA 71, Boston University 40

BOSTON UNIVERSITY 40

NAME	FG	3FG	FT	R	PF	TP	A	MIN
M. Baptiste	1-5	1-2	0-0	3	3	3	1	20
M. Chimezie	0-0	0-0	0-0	5	4	0	0	15
K. Alexander	3-9	2-6	2-2	3	3	10	2	28
M. McNair	2-5	1-3	0-0	1	1	5	0	20
M. Brewster	2-8	1-4	1-2	4	0	6	3	25
B. Defty	2-2	0-0	0-0	2	4	4	0	14
N. Nobili	1-4	0-2	2-3	3	2	4	0	19
B. Roy	1-4	1-4	1-2	2	2	4	3	27
B. Palacios	0-2	0-1	0-0	2	0	0	0	9
A. Abdullah	2-6	0-2	0-0	0	2	4	1	19
R. Sutliff	0-0	0-0	0-0	0	0	0	0	2
Q. Nielsen	0-1	0-0	0-0	0	1	0	0	2
TOTALS	14-46	6-24	6-9	28	23	40	10	200

UCLA 71

NAME	FG	3FG	FT	R	PF	TP	A	MIN
E. Dailey Jr.	4-10	0-2	5-5	5	1	13	2	23
T. Bilodeau	3-8	0-1	0-0	3	2	6	1	26
K. Johnson	3-7	0-2	0-0	4	2	6	4	26
L. Stefanovic	4-7	3-5	2-2	0	2	13	1	18
S. Clark	1-3	0-1	2-2	6	1	4	3	26
T. Perry	1-4	1-3	0-0	4	1	3	1	20
W. Kyle III	3-4	0-0	1-2	6	2	7	0	14
D. Harris	0-6	0-6	0-0	0	1	0	0	15
S. Mack	3-5	1-2	5-6	0	2	12	2	20
A. Mara	2-6	0-0	3-4	7	1	7	0	11
J. Seidler	0-0	0-0	0-0	0	0	0	0	2
TOTALS	24-60	5-22	18-21	36	15	71	14	200

Halftime Score – UCLA 39, Boston University 22. Team Rebounds – Boston University 3, UCLA 1. Turnovers – Boston University 28, UCLA 15. Technicals – Boston University (head coach). Attendance: 5,108. Officials – D.J. Carstensen, Larry Sciroto, Edwin Young.

Game No. 4 – November 15, 2024
Pauley Pavilion – Los Angeles, Calif.
UCLA 85, Lehigh 45

LEHIGH 45

NAME	FG	3FG	FT	R	PF	TP	A	MIN
H. Alvey	0-5	0-0	0-0	2	3	0	0	18
C. Gillus	1-4	1-4	0-0	3	0	3	1	25
B. Knostman	2-4	2-3	0-0	1	3	6	2	20
K. Higgins Jr.	6-17	1-6	5-7	3	2	18	3	34
T. Whitney-Sidney	4-6	2-3	0-2	6	2	10	0	29
E. Benoit	1-4	0-2	2-2	1	0	4	0	15
J. Ingram	1-2	0-1	0-0	0	2	2	0	15
T. Conniff	0-0	0-0	2-3	1	4	2	0	14
N. Whitlock	0-3	0-1	0-1	0	2	0	1	15
A. Addesa	0-5	0-4	0-0	1	2	0	0	8
B. Reed	0-0	0-0	0-0	0	0	0	0	2
J. Pike	0-1	0-0	0-0	0	0	0	0	2
P. Kramer	0-0	0-0	0-0	0	0	0	0	2
TOTALS	15-51	6-24	9-15	18	20	45	7	200

UCLA 85

NAME	FG	3FG	FT	R	PF	TP	A	MIN
E. Dailey Jr.	6-11	0-1	5-8	10	2	17	2	26
T. Bilodeau	5-7	1-2	4-4	5	2	15	1	19
K. Johnson	1-2	0-1	2-2	8	2	4	4	24
L. Stefanovic	1-4	0-2	0-0	1	3	2	2	17
S. Clark	3-4	1-1	2-2	1	3	9	2	20
S. Mack	4-6	0-1	2-2	3	1	10	2	24
W. Kyle III	1-2	0-0	2-2	2	1	4	1	13
T. Perry	2-6	0-1	1-2	4	2	5	0	24
D. Harris	1-6	1-4	0-0	1	1	3	0	16
A. Mara	7-8	0-0	2-4	6	2	16	0	13
J. Seidler	0-0	0-0	0-0	0	0	0	0	4
TOTALS	31-56	3-13	20-26	47	19	85	14	200

Halftime Score – UCLA 44, Lehigh 16. Team Rebounds – UCLA 6, Lehigh 0. Turnovers – Lehigh 11, UCLA 8. Technicals – UCLA: Aday Mara. Attendance: 4,484. Officials – Jeffrey Anderson, Earl Walton, Amy Bonner.

Game No. 5 – November 20, 2024
Pauley Pavilion – Los Angeles, Calif.
UCLA 84, Idaho State 70

IDAHO STATE 70

NAME	FG	3FG	FT	R	PF	TP	A	MIN
C. Hollenbeck	3-6	1-3	0-0	3	0	7	1	23
I. Griffin	5-8	3-6	3-4	2	0	16	1	24
E. Otten	2-2	0-0	2-2	2	5	6	0	19
D. Darling	5-10	1-5	2-3	0	1	13	3	25
J. O'Neil	0-3	0-0	0-1	5	4	0	2	26
J. Greene	0-0	0-0	0-0	1	2	0	1	18
Q. Meza	0-2	0-2	2-2	1	3	2	1	15
B. Daberkow	2-8	1-6	0-0	1	2	5	1	20
AJ Burgin	4-8	3-6	0-0	2	3	11	0	13
J. Brown	3-7	2-5	2-2	3	0	10	1	16
C. Kelly	0-0	0-0	0-0	0	1	0	1	1
TOTALS	24-54	11-33	11-14	23	21	70	12	200

UCLA 84

NAME	FG	3FG	FT	R	PF	TP	A	MIN
E. Dailey Jr.	7-9	2-3	0-0	7	0	16	0	28
T. Bilodeau	8-14	4-4	0-0	4	2	20	2	30
K. Johnson	3-5	1-1	0-0	2	4	7	1	15
L. Stefanovic	0-1	0-1	0-0	2	1	0	2	23
S. Clark	1-4	0-2	1-1	2	4	3	2	26
S. Mack	3-6	0-1	15-16	0	2	21	2	28
T. Perry	2-3	1-1	3-3	0	1	8	1	16
D. Andrews	1-2	1-1	0-0	1	3	3	4	12
W. Kyle III	2-3	0-0	2-6	4	1	6	2	17
A. Mara	0-0	0-0	0-0	1	0	0	0	2
D. Harris	0-0	0-0	0-0	0	0	0	0	3
TOTALS	27-47	9-14	21-26	25	18	84	16	200

Halftime Score – UCLA 41, Idaho State 27. Team Rebounds – Idaho State 3, UCLA 2. Turnovers – Idaho State 12, UCLA 11. Technicals – None. Attendance: 4,059. Officials – Verne Harris, Randy Richardson, John Floyd.

Game No. 6 – November 22, 2024
Pauley Pavilion – Los Angeles, Calif.
UCLA 80, Cal State Fullerton 47

CAL STATE FULLERTON 47

NAME	FG	3FG	FT	R	PF	TP	A	MIN
J. Square	1-3	0-0	3-3	2	3	5	1	21
Z. Visentin	1-4	0-0	2-2	8	2	4	1	16
K. Richard	4-9	1-4	1-2	3	2	10	1	23
F. Cooper	1-8	0-3	0-0	2	3	2	3	16
L. Rudolph	1-1	1-1	0-0	3	1	3	0	23
D. Oday	2-6	1-3	2-2	3	2	7	0	19
D. Bynum	3-10	2-4	2-2	8	1	10	2	2

Game No. 7 – November 26, 2024
Pauley Pavilion – Los Angeles, Calif.
UCLA 88, Southern Utah 43

SOUTHERN UTAH 43

NAME	FG	3FG	FT	R	PF	TP	A	MIN
J. Simpson	0-5	0-3	0-0	2	3	0	0	20
J. Sibley	1-3	0-0	0-0	0	1	2	0	18
B. Felder	0-1	0-0	0-0	3	2	0	0	12
D. Ford	2-6	0-2	3-4	2	1	7	2	22
T. Jackson	2-5	1-3	2-2	2	3	7	1	23
H. Miller	2-5	0-3	3-4	3	1	7	1	19
J. Langston Jr.	1-2	0-0	0-0	1	2	2	1	15
M. Lamin	0-1	0-0	0-1	4	2	0	0	13
K. Burdick	0-1	0-0	1-2	3	0	1	0	14
D. Reid	1-2	1-2	0-0	0	0	3	0	10
R. Jeter IV	0-1	0-0	0-0	0	1	0	0	8
L. Abellar	1-2	0-0	0-0	0	0	2	3	7
X. Sykes	4-6	2-3	0-0	1	0	10	0	7
M. Johnson	0-0	0-0	0-0	1	0	0	0	5
T. Taiaroa	0-0	0-0	2-2	0	0	2	0	5
C. Brazier	0-0	0-0	0-0	0	0	0	0	3
TOTALS	14-40	4-16	11-15	27	16	43	8	200

UCLA 88

NAME	FG	3FG	FT	R	PF	TP	A	MIN
E. Dailey Jr.	6-8	1-2	2-2	2	2	15	1	16
T. Bilodeau	2-10	0-2	0-0	3	0	4	0	16
K. Johnson	1-6	1-3	1-2	6	2	4	4	21
D. Andrews	5-8	1-2	0-0	1	0	11	3	15
S. Clark	2-5	0-2	0-0	1	1	4	2	19
S. Mack	3-6	0-1	2-3	2	2	8	2	14
W. Kyle III	2-4	0-0	0-0	3	3	4	1	17
T. Perry	4-9	0-2	1-1	5	4	9	5	23
L. Stefanovic	8-12	3-3	0-0	5	1	19	0	26
A. Mara	3-6	0-0	0-1	8	4	6	3	18
D. Harris	1-4	0-2	0-0	0	1	2	0	13
J. Seidler	1-2	0-1	0-0	0	0	2	0	2
TOTALS	38-80	6-20	6-9	41	20	88	21	200

Halftime Score – UCLA 43, Southern Utah 20. Team Rebounds – UCLA 5, Southern Utah 5. Turnovers – Southern Utah 30, UCLA 8. Technicals – None. Attendance: 4,311. Officials – Mike Littlewood, Deldre Carr, Janetta Graham.

Game No. 8 – December 3, 2024
Pauley Pavilion – Los Angeles, Calif.
UCLA 69, Washington 58

WASHINGTON 58

NAME	FG	3FG	FT	R	PF	TP	A	MIN
G. Osobor	4-11	0-0	6-11	9	3	14	4	37
W. Breidenbach	3-3	1-1	2-4	4	4	9	0	25
T. Ihenacho	2-3	0-1	0-0	3	1	4	0	22
T. Harris	3-9	0-4	6-6	11	3	12	1	33
Z. Diallo	3-9	0-0	2-2	7	2	8	3	29
M. Mason	2-5	1-4	1-1	1	2	6	2	14
KC Ibekeve	0-1	0-0	0-0	0	0	0	0	4
DJ Davis	1-5	0-3	0-0	0	2	2	2	20
L. Kortnight	0-2	0-2	0-0	1	0	0	0	5
C. King	1-1	1-1	0-0	2	2	3	0	11
TOTALS	19-49	3-16	17-24	40	19	58	12	200

UCLA 69

NAME	FG	3FG	FT	R	PF	TP	A	MIN
E. Dailey Jr.	3-7	0-1	0-0	4	2	6	4	26
T. Bilodeau	6-8	1-1	3-4	9	3	16	2	30
K. Johnson	1-7	1-5	0-1	3	3	3	2	25
D. Andrews	5-12	2-4	0-1	1	0	12	2	29
S. Clark	2-7	2-5	0-0	2	4	6	1	21
A. Mara	2-2	0-0	0-0	5	2	4	0	14
S. Mack	4-12	1-3	7-12	5	1	16	3	26
L. Stefanovic	2-5	1-2	0-0	3	0	5	0	18
W. Kyle III	0-0	0-0	1-4	1	1	1	2	8
T. Perry	0-0	0-0	0-0	0	1	0	0	2
TOTALS	25-60	8-21	11-22	35	17	69	16	200

Halftime Score – UCLA 29, Washington 24. Team Rebounds – UCLA 2, Washington 2. Turnovers – Washington 12, UCLA 8. Technicals – None. Attendance: 6,089. Officials – Paul Szecel, Keith Kimble, Scott Brown.

Game No. 9 – December 8, 2024
Pauley Pavilion – Los Angeles, Calif.
UCLA 73, (12) Oregon 71

UCLA 73

NAME	FG	3FG	FT	R	PF	TP	A	MIN
E. Dailey Jr.	7-8	3-4	2-3	5	2	19	1	23
T. Bilodeau	3-11	1-3	0-0	4	2	7	2	35
K. Johnson	4-7	3-5	0-0	5	4	11	1	21
D. Andrews	4-7	2-3	0-0	1	2	10	1	31
S. Clark	1-6	1-3	1-2	3	1	4	1	28
S. Mack	5-13	0-1	0-0	1	0	10	3	25
L. Stefanovic	2-5	2-4	2-2	2	1	8	0	18
W. Kyle III	1-2	0-0	0-0	2	3	2	1	9
A. Mara	1-1	0-0	0-0	0	0	2	0	7
T. Perry	0-2	0-0	0-0	0	0	0	0	4
TOTALS	28-62	12-23	5-7	23	15	73	10	200

OREGON 71

NAME	FG	3FG	FT	R	PF	TP	A	MIN
B. Angel	3-8	1-4	2-2	5	0	9	2	26
N. Bittle	8-13	2-3	4-5	10	2	22	4	34
R. Moss	0-0	0-0	0-0	1	0	0	0	5
J. Shelstad	4-8	3-4	0-0	2	1	11	2	35
TJ Bamba	0-1	0-1	0-0	4	3	0	3	17
J. Tracey	4-6	1-3	1-2	2	1	10	2	32
K. Evans Jr.	2-3	0-0	2-3	4	0	6	1	17
S. Cook	0-1	0-0	0-0	1	2	0	0	3
K. Barthelemy	5-14	2-5	1-2	4	2	13	1	29
J. Phillips	0-1	0-1	0-0	0	0	0	0	2
M. Cook	0-0	0-0	0-0	0	0	0	0	0+
TOTALS	26-55	9-21	10-14	33	11	71	15	200

Halftime Score – Oregon 34, UCLA 33. Team Rebounds – UCLA 0, Oregon 0. Turnovers – Oregon 13, UCLA 9. Technicals – UCLA: Eric Dailey Jr., Oregon: Keeshawn Barthelemy. Attendance: 8,133. Officials – Michael Reed, Verne Harris, Nate Harris.

DYLAN ANDREWS (2)

JUNIOR – G – 6-2, 180 – Gardena, California (Compass Prep [Chandler, Arizona])



DYLAN ANDREWS (2)
junior

26 career games, 10 or more points
5 career games, 20 or more points
1 career point-assist double-double

SEASON/CAREER BEST PERFORMANCES

Category	Season High	Career High
Points	14 vs. Rider (Nov. 4, 2024)	31 vs. Oregon State (March 13, 2024)
Rebounds	1 (6 times), last at Oregon (Dec. 8, 2024)	7 vs. Chaminade (Nov. 21, 2023)
Assists	6 vs. Rider (Nov. 4, 2024)	11 at Washington (Feb. 29, 2024)
Steals	1 vs. New Mexico (Nov. 8, 2024)	3 (twice), last vs. Oregon State (March 13, 2024)
Blocks	–	1 (twice), last at Washington (Feb. 29, 2024)
Minutes	30 at Oregon (Dec. 8, 2024)	39 vs. Utah (Feb. 18, 2024)
FG Made	6 vs. Rider (Nov. 4, 2024)	11 vs. Oregon State (March 13, 2024)
FG Att.	12 vs. Washington (Dec. 3, 2024)	18 vs. Arizona (March 7, 2024)
3PPG Made	2 (4 times), last at Oregon (Dec. 8, 2024)	7 vs. Oregon State (March 13, 2024)
3PPG Att.	7 vs. Rider (Nov. 4, 2024)	9 vs. Oregon State (March 13, 2024)
FT Made	–	7 at Washington State (March 2, 2024)
FT Att.	1 vs. Washington (Dec. 3, 2024)	7 at Washington State (March 2, 2024)

KEY NOTES ON DYLAN ANDREWS

- In seven games this season, has averaged 8.9 points and 3.1 assists ... did not play against Boston University or Lehigh (left groin)
- Through the last four games, has shot 40.0 percent from 3-point distance (6-for-15) ... nailed a game-winning 3-pointer at Oregon last Sunday with 0.4 seconds to play
- Has scored in double figures in 26 career games (four games this season, 20 games last season, and twice as a freshman)
- Has totaled at least 20 points in five career games (all during the 2023-24 season)
- Has hit a game-winning shot in the final four seconds of the game twice in the past two seasons (at Oregon this season, at home against UC Riverside on Nov. 30, 2023)
- Now in his third season, has tallied 174 assists and 93 turnovers at UCLA ... has recorded an assist-turnover ratio of 1.87-to-1 in 75 career contests
- Last season, he averaged 12.9 points, 2.2 rebounds and 3.7 assists in 32 games as a sophomore
- Scored a career-best 31 points against Oregon State and had 24 points one night later versus Oregon in last season's Pac-12 Tournament (Las Vegas)
- Made seven 3-pointers (nine attempts) against Oregon State (March 13, 2024), the most 3-pointers in a game at UCLA since Jake Kyman (7-for-12) at Washington on Jan. 2, 2020
- Last season, ranked No. 5 in the Pac-12 in assists per game (3.7 app) ... also ranked No. 6 in the conference in assist-turnover ratio (1.92)
- Through UCLA's final 14 games last season, averaged a team-leading 17.1 points per game ... also shot 43.9% from the field and 40.8% from 3-point territory in those 14 games
- As a youngster, he idolized Kobe Bryant ... says the NBA player who he would most like to have as a teammate is LeBron James

DYLAN ANDREWS' GAME-BY-GAME (2024-25)

DATE	OPP	G-GS	MIN	FG-FGA	PCT	3FG-A	PCT	FT-FTA	PCT	OR	DR	TOT	PF-DQ	A	TO	BS	S	PTS
11-04	Rider	1-1	26:33	6-11	.545	2-7	.286	0-0	.000	1	0	1	0-0	6	0	0	0	14
11-08	vs. New Mexico	1-1	30:00	2-6	.333	0-3	.000	0-0	.000	0	0	0	2-0	2	6	0	1	4
11-11	Boston University	–	DNP	–	–	–	–	–	–	–	–	–	–	–	–	–	–	–
11-15	Lehigh	–	DNP	–	–	–	–	–	–	–	–	–	–	–	–	–	–	–
11-20	Idaho State	1-0	12:20	1-2	.500	1-1	1.000	0-0	.000	0	1	1	3-0	4	2	0	0	3
11-22	Cal State Fullerton	1-1	22:37	3-8	.375	2-6	.333	0-0	.000	0	1	1	1-0	4	0	0	0	8
11-26	Southern Utah	1-1	14:47	5-8	.625	1-2	.500	0-0	.000	1	0	1	0-0	3	1	0	0	11
12-03	Washington	1-1	29:12	5-12	.417	2-4	.500	0-1	.000	0	1	1	0-0	2	2	0	0	12
12-08	at Oregon	1-1	30:38	4-7	.571	2-3	.667	0-0	.000	0	1	1	2-0	1	3	0	0	10
TOTALS		7-6	166:07	26-54	.481	10-26	.385	0-1	.000	2	4	6	8-0	22	14	0	1	62

DYLAN ANDREWS' CAREER STATISTICS

Season	Yr.	G-GS	MIN	MPG	FG-FGA	PCT	3FG-A	PCT	FT-FTA	PCT	OR	DR	TOT	RPG	PF-DQ	A	TO	BS	S	PTS	PPG
2022-23	FR	36-0	393	10.9	46-107	.430	13-41	.317	14-21	.667	8	31	39	1.1	38-0	33	17	2	11	119	3.3
2023-24	SO	32-32	1125	35.2	153-387	.395	47-145	.324	59-73	.808	13	58	71	2.2	58-0	119	62	2	27	412	12.9
2024-25	JR	7-6	166	23.7	26-54	.481	10-26	.385	0-1	.000	2	4	6	0.9	8-0	22	14	0	1	62	8.9
CAREER		75-38	1684	22.5	225-548	.411	70-212	.330	73-95	.768	23	93	116	1.5	104-0	174	93	4	39	593	7.9

TYLER BILODEAU (34)

JUNIOR – F – 6-9, 230 – Kennewick, Wash. (Oregon State University)

SEASON/CAREER BEST PERFORMANCES

Category Season High

Points	23 vs. New Mexico (Nov. 8, 2024)
Rebounds	15 vs. New Mexico (Nov. 8, 2024)
Assists	2 (4 times), last at Oregon (Dec. 8, 2024)
Steals	2 (twice), last vs. New Mexico (Nov. 8, 2024)
Blocks	1 (5 times), last at Oregon (Dec. 8, 2024)
Minutes	34 at Oregon (Dec. 8, 2024)
FG Made	9 vs. Rider (Nov. 4, 2024)
FG Att.	20 vs. New Mexico (Nov. 8, 2024)
3PTFG Made	4 vs. Idaho State (Nov. 20, 2024)
3PTFG Att.	7 vs. New Mexico (Nov. 8, 2024)
FT Made	5 vs. New Mexico (Nov. 8, 2024)
FT Att.	8 vs. New Mexico (Nov. 8, 2024)

Career High

26 (twice), last at Oregon (Feb. 28, 2024)
14 vs. UCLA (Dec. 28, 2023)
4 at Arizona State (Feb. 14, 2024)
3 at Washington State (Jan. 4, 2024)
2 (4 times), last vs. Arizona (Jan. 25, 2024)
39 vs. Appalachian State (Nov. 14, 2024)
10 at Oregon (Feb. 28, 2024)
20 vs. New Mexico (Nov. 8, 2024)
5 vs. Utah (March 7, 2024)
7 (twice), last vs. New Mexico (Nov. 8, 2024)
9 vs. Arizona State (Jan. 27, 2024)
12 vs. Arizona State (Jan. 27, 2024)



TYLER BILODEAU (34)
junior

41 career games, 10 or more points
8 career games, 20 or more points
4 career double-doubles

KEY NOTES ON TYLER BILODEAU

- Has led the Bruins in scoring (13.3 ppg) and rebounding (5.9 rpg) in the first nine games ... has shot 47.1% from the field and 38.5% from 3-point range
- Has scored in double figures in six of nine games this season ... had a season-high 23 points and 15 rebounds in a loss to New Mexico (Nov. 8, 2024)
- Became UCLA's first player since Jaime Jaquez Jr. on Feb. 4, 2023, to have at least 15 points and 15 rebounds in the same game (Bilodeau, 23-pts & 15-reb, versus New Mexico)
- Has connected on multiple 3-pointers in two games this season, including a perfect 4-for-4 from 3-point range against Idaho State (Nov. 20, 2024)
- Transferred to UCLA in the summer of 2024 from Oregon State ... played in 64 games (45 starts) over the previous two seasons at Oregon State
- Has scored at least 10 points in 41 career games, including a career-best 26 points in two games as a sophomore last season
- Has registered 20 points or more in eight career games (twice this season, six games in his prior two seasons at Oregon State)
- Averaged 10.7 points and 4.8 rebounds per game in his first two seasons at Oregon State (64 games)
- Was born in Billings, Montana, and grew up in central Washington ... has one twin brother (Jacob) and one younger sister (Alexa) ... also excelled in ice hockey as a youngster
- As a high school player, competed at Kamiakin High School (Kennewick, Wash.) ... was honored as the 2021-22 Gatorade Boys Basketball Player of the Year in the state of Washington

TYLER BILODEAU'S GAME-BY-GAME (2024-25)

DATE	OPP	G-GS	MIN	FG-FGA	PCT	3FG-A	PCT	FT-FTA	PCT	OR	DR	TOT	PF-DQ	A	TO	BS	S	PTS
11-04	Rider	1-1	21:33	9-16	.563	0-3	.000	0-1	.000	1	5	6	1-0	0	0	1	2	18
11-08	vs. New Mexico	1-1	33:18	8-20	.400	2-7	.286	5-8	.625	7	8	15	3-0	0	3	1	2	23
11-11	Boston University	1-1	25:53	3-8	.375	0-1	.000	0-0	.000	1	2	3	2-0	1	2	0	1	6
11-15	Lehigh	1-1	18:35	5-7	.714	1-2	.500	4-4	1.000	2	3	5	2-0	1	2	0	1	15
11-20	Idaho State	1-1	30:07	8-14	.571	4-4	1.000	0-0	.000	1	3	4	2-0	2	1	0	0	20
11-22	Cal State Fullerton	1-1	24:41	4-8	.500	1-3	.333	2-4	.500	2	2	4	1-0	2	0	1	0	11
11-26	Southern Utah	1-1	16:10	2-10	.200	0-2	.000	0-0	.000	2	1	3	0-0	0	0	1	1	4
12-03	Washington	1-1	30:03	6-8	.750	1-1	1.000	3-4	.750	2	7	9	3-0	2	2	0	2	16
12-08	Oregon	1-1	34:48	3-11	.273	1-3	.333	0-0	.000	0	4	4	2-0	2	0	1	1	7
TOTALS		9-9	235:08	48-102	.471	10-27	.385	14-21	.667	18	35	53	16-0	10	10	5	10	120

TYLER BILODEAU'S CAREER STATISTICS

Season	Yr.	G-GS	MIN	MPG	FG-FGA	PCT	3FG-A	PCT	FT-FTA	PCT	OR	DR	TOT	RPG	PF-DQ	A	TO	BS	S	PTS	PPG
2022-23	¹ FR	32-13	631	19.7	84-184	.457	12-40	.300	44-54	.815	33	91	124	3.9	87-3	18	37	11	12	224	7.0
2023-24	¹ SO	32-32	952	29.8	171-321	.533	30-87	.345	87-109	.798	29	153	182	5.7	93-1	39	49	13	18	459	14.3
2024-25	JR	9-9	235	26.1	48-102	.471	10-26	.385	14-21	.667	18	35	53	5.9	16-0	10	10	5	10	120	13.3
CAREER		73-54	1818	24.9	303-607	.499	52-153	.340	145-184	.788	80	279	359	4.9	196-4	67	96	29	40	803	11.0


1 first two seasons at Oregon State University

SKYY CLARK (55)

JUNIOR – G – 6-3, 210 – Los Angeles, Calif. (University of Louisville)

SEASON/CAREER BEST PERFORMANCES

Category	Season High	Career High
Points	9 vs. Lehigh (Nov. 15, 2024)	36 vs. N.C. State (March 12, 2024)
Rebounds	6 vs. Boston University (Nov. 11, 2024)	8 vs. Notre Dame (Feb. 21, 2024)
Assists	7 vs. Rider (Nov. 4, 2024)	6 (3 times), last at Wake Forest (Jan. 20, 2024)
Steals	6 vs. New Mexico (Nov. 8, 2024)	6 vs. New Mexico (Nov. 8, 2024)
Blocks	1 vs. Rider (Nov. 4, 2024)	1 (6 times), last vs. Notre Dame (Feb. 21, 2024)
Minutes	29 vs. New Mexico (Nov. 8, 2024)	40 vs. N.C. State (March 12, 2024)
FG Made	3 (twice), last vs. Lehigh (Nov. 15, 2024)	12 vs. N.C. State (March 12, 2024)
FG Att.	9 vs. New Mexico (Nov. 8, 2024)	17 vs. N.C. State (March 12, 2024)
3PPG Made	2 vs. Washington (Dec. 3, 2024)	7 vs. N.C. State (March 12, 2024)
3PPG Att.	5 vs. Washington (Dec. 3, 2024)	9 vs. N.C. State (March 12, 2024)
FT Made	2 (twice), last vs. Lehigh (Nov. 15, 2024)	15 vs. New Mexico State (Nov. 26, 2023)
FT Att.	2 (3 times), last at Oregon (Dec. 8, 2024)	16 vs. New Mexico State (Nov. 26, 2023)



SKYY CLARK (55)
junior

24 career games, 10 or more points
6 career games, 20 or more points

KEY NOTES ON SKYY CLARK

- Has averaged 4.9 points, 2.2 rebounds and 2.4 assists per game in nine contests
- Through UCLA's last five games (118 minutes), has totaled nine assists and just one turnover (the turnover took place on Nov. 22)
- Has totaled 18 steals in nine games (2.0 steals per game) ... had a career-high six steals in UCLA's second game of the season against New Mexico (Nov. 8)
- Has scored at least 10 points in 24 career games (four games as a freshman, 20 games as a sophomore)
- Now in his third college season, has totaled at least 20 points in six career games (all during his sophomore season at Louisville)
- Transferred to UCLA in the summer of 2024 after having competed at Louisville during his sophomore season (2023-24)
- Now in his third collegiate season, has averaged 10.4 points, 3.1 rebounds and 2.7 assists per game in 49 contests
- As a sophomore last season at Louisville, averaged 13.2 points, 3.1 rebounds and 3.0 assists per game
- Scored a career-high 36 points in the ACC Tournament last season against N.C. State ... shot 12-for-17 from the field against a team that advanced to the NCAA Final Four
- Grew up in the Los Angeles area, having attended Heritage Christian School as a freshman and sophomore

SKYY CLARK'S GAME-BY-GAME (2024-25)

DATE	OPP	G-GS	MIN	FG-FGA	PCT	3FG-A	PCT	FT-FTA	PCT	OR	DR	TOT	PF-DQ	A	TO	BS	S	PTS
11-04	Rider	1-1	20:02	1-5	.200	1-3	.333	0-0	.000	1	0	1	2-0	7	3	1	1	3
11-08	vs. New Mexico	1-1	29:06	3-9	.333	1-4	.250	0-0	.000	0	0	0	2-0	1	1	0	6	7
11-11	Boston University	1-1	26:00	1-3	.333	0-1	.000	2-2	1.000	0	6	6	1-0	3	1	0	1	4
11-15	Lehigh	1-1	19:55	3-4	.750	1-1	1.000	2-2	1.000	0	1	1	3-0	2	1	0	1	9
11-20	Idaho State	1-1	25:39	1-4	.250	0-2	.000	1-1	1.000	0	2	2	4-0	2	0	0	3	3
11-22	Cal State Fullerton	1-1	24:06	2-4	.500	0-1	.000	0-1	.000	1	3	4	1-0	3	1	0	2	4
11-26	Southern Utah	1-1	18:40	2-5	.400	0-2	.000	0-0	.000	0	1	1	1-0	2	0	0	3	4
12-03	Washington	1-1	21:33	2-7	.286	2-5	.400	0-0	.000	0	2	2	4-0	1	0	0	0	6
12-08	Oregon	1-1	27:57	1-6	.167	1-3	.333	1-2	.500	1	2	3	1-0	1	0	0	1	4
TOTALS		9-9	212:58	16-47	.340	6-22	.273	6-8	.750	3	17	20	19-0	22	7	1	18	44

SKYY CLARK'S CAREER STATISTICS

Season	Yr.	G-GS	MIN	MPG	FG-FGA	PCT	3FG-A	PCT	FT-FTA	PCT	OR	DR	TOT	RPG	PF-DQ	A	TO	BS	S	PTS	PPG
2022-23	¹ FR	13-12	318	24.4	30-73	.411	15-45	.333	16-23	.696	6	42	48	3.7	36-1	27	27	2	7	91	7.0
2023-24	² SO	29-28	923	31.8	127-308	.412	47-133	.353	83-107	.776	8	81	89	3.1	71-2	87	88	4	30	384	13.2
2024-25	JR	9-9	213	23.7	16-47	.340	6-22	.273	6-8	.750	3	17	20	2.2	19-0	22	7	1	18	44	4.9
CAREER		51-49	1454	28.5	173-428	.404	68-200	.340	105-138	.761	17	140	157	3.1	126-3	136	122	7	55	519	10.2

¹ freshman season at Illinois

² sophomore season at Louisville

ERIC DAILEY JR. (3)

SOPHOMORE – G/F – 6-8, 230 – Palmetto, Fla. (Oklahoma State University)

SEASON/CAREER BEST PERFORMANCES

Category	Season High	Career High
Points	19 at Oregon (Dec. 8, 2024)	20 vs. Oklahoma (Feb. 24, 2024)
Rebounds	10 vs. Lehigh (Nov. 15, 2024)	11 (twice), last vs. Oral Roberts (Dec. 17, 2023)
Assists	4 vs. Washington (Dec. 3, 2024)	4 (5 times), last vs. Washington (Dec. 3, 2024)
Steals	3 vs. Boston University (Nov. 11, 2024)	3 vs. Boston University (Nov. 11, 2024)
Blocks	1 (twice), last vs. Cal State Fullerton (Nov. 22, 2024)	1 (6 times), last vs. Cal State Fullerton (Nov. 22, 2024)
Minutes	28 vs. Idaho State (Nov. 20, 2024)	35 vs. Oklahoma (Feb. 24, 2024)
FG Made	7 (twice), last at Oregon (Dec. 8, 2024)	8 vs. Oklahoma (Feb. 24, 2024)
FG Att.	11 vs. Lehigh (Nov. 15, 2024)	11 (3 times), last vs. Lehigh (Nov. 15, 2024)
3PPG Made	3 at Oregon (Dec. 8, 2024)	3 at Oregon (Dec. 8, 2024)
3PPG Att.	3 vs. Idaho State (Nov. 20, 2024)	5 vs. Wofford (Dec. 20, 2023)
FT Made	5 (twice), last vs. Lehigh (Nov. 15, 2024)	7 vs. UCF (Feb. 28, 2024)
FT Att.	8 vs. Lehigh (Nov. 15, 2024)	8 (twice), last vs. Lehigh (Nov. 15, 2024)



ERIC DAILEY JR. (3)
sophomore

21 career games, 10 or more points
1 career game, 20 or more points
3 career double-doubles

KEY NOTES ON ERIC DAILEY JR.

- Has averaged 12.3 points and 5.2 rebounds in all nine games ... has shot 18-for-24 at the free throw line (75.0 percent)
- Ranks second on the team in rebounds per game (5.2), behind Tyler Bilodeau (5.9 rpg) ... leads the team in defensive rebounds (36 total, 4.0 d-rpg)
- Finished with a season-best 19 points in a 73-71 win at No. 12-ranked Oregon (Dec. 8, 2024) ... shot 7-for-8 from the field and 3-for-4 from 3-point range
- Has shot 59.2 percent from the field and 47.4 percent (9-for-19) from 3-point distance in nine games
- Has scored at least 10 points in 21 career games (six games this season, 15 games last year)
- Has totaled at least 20 points in one game (last season) ... had a season-high 20 points against Oklahoma (Feb. 24, 2024), shooting 8-for-10 from the field
- Transferred to UCLA in the summer of 2024 after spending his freshman season at Oklahoma State
- Last season as a freshman at Oklahoma State, averaged 9.3 points and 4.8 rebounds in 32 games (16 starts)
- Played for IMG Academy in high school (Florida) and was ranked as high as No. 38 among players in his high school class in 2022-23
- His father, Eric Sr., played at TCU and competed professionally around the world for 10 years ... his mother, Shell, played at Texas and has coached at the collegiate and pro levels

ERIC DAILEY JR.'S GAME-BY-GAME (2024-25)

DATE	OPP	G-GS	MIN	FG-FGA	PCT	3FG-A	PCT	FT-FTA	PCT	OR	DR	TOT	PF-DQ	A	TO	BS	S	PTS
11-04	Rider	1-1	20:58	4-6	.667	1-2	.500	0-0	.000	2	6	8	4-0	2	0	1	1	9
11-08	vs. New Mexico	1-1	15:01	1-3	.333	1-2	.500	2-2	1.000	1	2	3	4-0	1	2	0	0	5
11-11	Boston University	1-1	22:55	4-10	.400	0-2	.000	5-5	1.000	1	4	5	1-0	2	2	0	3	13
11-15	Lehigh	1-1	25:56	6-11	.545	0-1	.000	5-8	.625	2	8	10	2-0	2	0	0	0	17
11-20	Idaho State	1-1	28:24	7-9	.778	2-3	.667	0-0	.000	1	6	7	0-0	0	1	0	1	16
11-22	Cal State Fullerton	1-1	23:10	4-9	.444	1-2	.500	2-4	.500	1	2	3	3-0	2	2	1	3	11
11-26	Southern Utah	1-1	16:09	6-8	.750	1-2	.500	2-2	1.000	0	2	2	2-0	1	1	0	2	15
12-03	Washington	1-1	25:36	3-7	.429	0-1	.000	0-0	.000	2	2	4	2-0	4	1	0	1	6
12-08	Oregon	1-1	22:59	7-8	.875	3-4	.750	2-3	.667	1	4	5	2-0	1	0	0	2	19
TOTALS		9-9	201:08	42-71	.592	9-19	.474	18-24	.750	11	36	47	20-0	15	9	2	13	111


ERIC DAILEY JR.'S CAREER STATISTICS

Season	Yr.	G-GS	MIN	MPG	FG-FGA	PCT	3FG-A	PCT	FT-FTA	PCT	OR	DR	TOT	RPG	PF-DQ	A	TO	BS	S	PTS	PPG
2023-24	¹ FR	32-16	715	22.3	112-226	.496	19-57	.333	56-93	.602	48	107	155	4.8	64-1	49	35	4	24	299	9.3
2024-25	SO	9-9	201	22.3	42-71	.592	9-19	.474	18-24	.750	11	36	47	5.2	20-0	15	9	2	13	111	12.3
CAREER		41-25	916	22.3	154-297	.519	28-76	.368	74-117	.632	59	143	202	4.9	84-1	64	44	6	37	410	10.0

¹ freshman season at Oklahoma State

ERIC FREENY (13)

FRESHMAN – G – 6-4, 200 – Corona, Calif. (Centennial HS)



ERIC FREENY (13)
freshman

SEASON/CAREER BEST PERFORMANCES

Category	Season High	Career High
Points	–	–
Rebounds	–	–
Assists	–	–
Steals	–	–
Blocks	–	–
Minutes	–	–
FG Made	–	–
FG Att.	–	–
3PFG Made	–	–
3PFG Att.	–	–
FT Made	–	–
FT Att.	–	–

KEY NOTES ON ERIC FREENY

- Intends to redshirt the 2024-25 season
- Was a four-year varsity basketball letterwinner at Centennial High School in Corona, Calif.
- As a high school senior last season, averaged 19.0 points per game and shot 52 percent from the field
- Secured first-team all-state acclaim in 2024 from Cal-Hi Sports and was honored on the L.A. Times' all-star boys' basketball team
- As a junior in 2022-23, earned All-CIF Southern Section Open Division honors and was a second-team All-Riverside County selection
- Helped Centennial HS to a 30-4 record during his junior season ... spent his first three years of high school as a teammate of UCLA's Devin Williams

ERIC FREENY'S GAME-BY-GAME (2024-25)

DATE	OPP	G-GS	MIN	FG-FGA	PCT	3FG-A	PCT	FT-FTA	PCT	OR	DR	TOT	PF-DQ	A	TO	BS	S	PTS
11-04	Rider	–	DNP	–	–	–	–	–	–	–	–	–	–	–	–	–	–	–
11-08	vs. New Mexico	–	DNP	–	–	–	–	–	–	–	–	–	–	–	–	–	–	–
11-11	Boston University	–	DNP	–	–	–	–	–	–	–	–	–	–	–	–	–	–	–
11-15	Lehigh	–	DNP	–	–	–	–	–	–	–	–	–	–	–	–	–	–	–
11-20	Idaho State	–	DNP	–	–	–	–	–	–	–	–	–	–	–	–	–	–	–
11-22	Cal State Fullerton	–	DNP	–	–	–	–	–	–	–	–	–	–	–	–	–	–	–
11-26	Southern Utah	–	DNP	–	–	–	–	–	–	–	–	–	–	–	–	–	–	–
12-03	Washington	–	DNP	–	–	–	–	–	–	–	–	–	–	–	–	–	–	–
12-08	Oregon	–	DNP	–	–	–	–	–	–	–	–	–	–	–	–	–	–	–
TOTALS		–	–	–	–	–	–	–	–	–	–	–	–	–	–	–	–	–

ERIC FREENY'S CAREER STATISTICS

SEASON	YR	G-GS	MIN	MPG	FG-FGA	PCT	3FG-A	PCT	FT-FTA	PCT	OR	DR	TOT	RPG	PF-DQ	A	TO	BS	S	PTS	PPG
2024-25	FR	0-0	0	–	0-0	–	0-0	–	0-0	–	0	0	0	–	0-0	0	0	0	0	0	–
CAREER		0-0	0	–	0-0	–	0-0	–	0-0	–	0	0	0	–	0-0	0	0	0	0	0	–

DOMINICK HARRIS (8)

REDSHIRT SENIOR – G – 6-3, 190 – Murrieta, Calif. (Loyola Marymount University)



DOMINICK HARRIS (8)
redshirt senior

19 career games, 10 or more points
6 career games, 20 or more points
1 career game, 30 or more points

SEASON/CAREER BEST PERFORMANCES

Category	Season High	Career High
Points	3 vs. Lehigh (Nov. 15, 2024)	31 vs. Central Arkansas (Nov. 29, 2023)
Rebounds	4 vs. Rider (Nov. 4, 2024)	6 (4 times), last at San Francisco (Jan. 18, 2024)
Assists	–	5 vs. Eastern Oregon (Dec. 28, 2022)
Steals	1 (3 times), last vs. Southern Utah (Nov. 26, 2024)	2 (3 times), last vs. Colorado State (Dec. 22, 2023)
Blocks	–	1 (3 times), last vs. Saint Mary's (Jan. 6, 2024)
Minutes	16 vs. Lehigh (Nov. 15, 2024)	38 vs. Pacific (Jan. 13, 2024)
FG Made	1 (twice), last vs. Southern Utah (Nov. 26, 2024)	11 vs. Central Arkansas (Nov. 29, 2023)
FG Att.	6 (twice), last vs. Lehigh (Nov. 15, 2024)	19 at UNLV (Dec. 9, 2023)
3PPG Made	1 vs. Lehigh (Nov. 15, 2024)	7 vs. Central Arkansas (Nov. 29, 2023)
3PPG Att.	6 vs. Boston University (Nov. 11, 2024)	12 vs. Portland (Jan. 25, 2024)
FT Made	2 vs. Cal State Fullerton (Nov. 22, 2024)	6 (twice), last vs. Pacific (Jan. 13, 2024)
FT Att.	2 vs. Cal State Fullerton (Nov. 22, 2024)	9 vs. Northern Arizona (Dec. 28, 2020)

KEY NOTES ON DOMINICK HARRIS

- Transferred to UCLA in the summer of 2024 after having graduated from Loyola Marymount University
- Has played in six of UCLA's nine games this season ... has totaled seven points, five rebounds and three steals through 60 minutes
- Has played in 68 career games (13 starts) ... spent his first three years at Gonzaga (one redshirt year) and excelled last season at Loyola Marymount
- Averaged a team-leading 14.3 points per game last year at Loyola Marymount ... shot 44.8 percent from 3-point range (65-for-145), which ranked third among all players in the nation
- Scored in double figures in 16 of 24 games last season ... totaled a career-high 31 points on 11-of-15 shooting and 7-of-9 from 3-point distance against Central Arkansas
- Also had a 28-point game against UNLV last season, sinking 10 of 19 shots (and was 5-for-11 from 3-point range)
- Grew up in the Inland Empire (Murrieta, Calif.) and attended Rancho Christian High School in Temecula, Calif., for his final two years of high school
- Was ranked as the No. 59 player, nationally, in his high school class as a senior by ESPN.com (2019-20) ... that year, earned second-team MaxPreps.com California All-State honors

DOMINICK HARRIS' GAME-BY-GAME (2024-25)

DATE	OPP	G-GS	MIN	FG-FGA	PCT	3FG-A	PCT	FT-FTA	PCT	OR	DR	TOT	PF-DQ	A	TO	BS	S	PTS
11-04	Rider	1-0	6:36	0-1	.000	0-1	.000	0-0	.000	1	3	4	0-0	0	0	0	0	0
11-08	vs. New Mexico	–	DNP	–	–	–	–	–	–	–	–	–	–	–	–	–	–	–
11-11	Boston University	1-0	15:15	0-6	.000	0-6	.000	0-0	.000	0	0	0	1-0	0	0	0	1	0
11-15	Lehigh	1-0	16:24	1-6	.167	1-4	.250	0-0	.000	1	0	1	1-0	0	0	0	0	3
11-20	Idaho State	1-0	3:17	0-0	.000	0-0	.000	0-0	.000	0	0	0	0-0	0	1	0	0	0
11-22	Cal State Fullerton	1-0	5:45	0-1	.000	0-1	.000	2-2	1.000	0	0	0	0-0	0	0	0	1	2
11-26	Southern Utah	1-0	12:44	1-4	.250	0-2	.000	0-0	.000	0	0	0	1-0	0	0	0	1	2
12-03	Washington	–	DNP	–	–	–	–	–	–	–	–	–	–	–	–	–	–	–
12-08	Oregon	–	DNP	–	–	–	–	–	–	–	–	–	–	–	–	–	–	–
TOTALS		6-0	60:01	2-18	.111	1-14	.071	2-2	1.000	2	3	5	3-0	0	1	0	3	7

DOMINICK HARRIS' CAREER STATISTICS

SEASON	YR	G-GS	MIN	MPG	FG-FGA	PCT	3FG-A	PCT	FT-FTA	PCT	OR	DR	TOT	RPG	PF-DQ	A	TO	BS	S	PTS	PPG
2020-21	¹ FR	25-0	178	7.1	23-55	.418	9-23	.391	20-28	.714	7	11	18	0.7	19-0	10	7	0	3	75	3.0
2021-22	¹ –	0-0	0	–	0-0	–	0-0	–	0-0	–	0	0	0	–	0-0	0	0	0	0	0	–
2022-23	¹ SO	13-0	58	4.5	7-18	.389	3-11	.273	2-2	1.000	1	7	8	0.6	10-0	7	3	1	1	19	1.5
2023-24	² JR	24-13	685	28.5	112-261	.429	65-145	.448	54-69	.783	14	64	78	3.3	55-2	25	46	2	11	343	14.3
2024-25	SR	6-0	60	10.0	2-18	.111	1-14	.071	2-2	1.000	2	3	5	0.8	3-0	0	1	0	3	7	1.2
CAREER		68-13	981	14.4	144-352	.409	78-193	.404	78-101	.772	24	85	109	1.6	87-2	42	57	3	18	444	6.5

¹ first three seasons at Gonzaga University

² redshirt junior season at Loyola Marymount University

CHRISTIAN HORRY (7)

FRESHMAN – G – 6-2, 175 – La Cañada, Calif. (Harvard-Westlake School)



CHRISTIAN HORRY (7)
freshman

SEASON/CAREER BEST PERFORMANCES

Category	Season High	Career High
Points	–	–
Rebounds	–	–
Assists	–	–
Steals	–	–
Blocks	–	–
Minutes	–	–
FG Made	–	–
FG Att.	–	–
3PPG Made	–	–
3PPG Att.	–	–
FT Made	–	–
FT Att.	–	–

KEY NOTES ON CHRISTIAN HORRY

- Was a three-year varsity basketball letterwinner at Harvard-Westlake School in Studio City (Los Angeles)
- As a high school senior in 2023-24, averaged 9.0 points, 3.0 rebounds and 4.0 assists per game
- Played alongside UCLA teammate Trent Perry at Harvard-Westlake ... earned second-team All-CIF Southern Section Open Division honors
- Helped his high school team last year to a 33-3 record last season as Harvard-Westlake won the 2024 CIF Southern Section Open Division championship
- His father, Robert Horry, played in the NBA from 1992-2008 and was part of seven NBA championship teams, including the Los Angeles Lakers in 2000, 2001 and 2002

CHRISTIAN HORRY'S GAME-BY-GAME (2024-25)

DATE	OPP	G-GS	MIN	FG-FGA	PCT	3FG-A	PCT	FT-FTA	PCT	OR	DR	TOT	PF-DQ	A	TO	BS	S	PTS
11-04	Rider	–	DNP	–	–	–	–	–	–	–	–	–	–	–	–	–	–	–
11-08	vs. New Mexico	–	DNP	–	–	–	–	–	–	–	–	–	–	–	–	–	–	–
11-11	Boston University	–	DNP	–	–	–	–	–	–	–	–	–	–	–	–	–	–	–
11-15	Lehigh	–	DNP	–	–	–	–	–	–	–	–	–	–	–	–	–	–	–
11-20	Idaho State	–	DNP	–	–	–	–	–	–	–	–	–	–	–	–	–	–	–
11-22	Cal State Fullerton	–	DNP	–	–	–	–	–	–	–	–	–	–	–	–	–	–	–
11-26	Southern Utah	–	DNP	–	–	–	–	–	–	–	–	–	–	–	–	–	–	–
12-03	Washington	–	DNP	–	–	–	–	–	–	–	–	–	–	–	–	–	–	–
12-08	Oregon	–	DNP	–	–	–	–	–	–	–	–	–	–	–	–	–	–	–
TOTALS		–	–	–	–	–	–	–	–	–	–	–	–	–	–	–	–	–

CHRISTIAN HORRY'S CAREER STATISTICS


SEASON	YR	G-GS	MIN	MPG	FG-FGA	PCT	3FG-A	PCT	FT-FTA	PCT	OR	DR	TOT	RPG	PF-DQ	A	TO	BS	S	PTS	PPG
2024-25	FR	0-0	0	–	0-0	–	0-0	–	0-0	–	0	0	0	–	0-0	0	0	0	0	0	–
CAREER		0-0	0	–	0-0	–	0-0	–	0-0	–	0	0	0	–	0-0	0	0	0	0	0	–

KOBE JOHNSON (0)

SENIOR – G – 6-6, 200 – Milwaukee, Wis. (University of Southern California)

SEASON/CAREER BEST PERFORMANCES

Category	Season High	Career High
Points	12 vs. Rider (Nov. 4, 2024)	21 (twice), last vs. Stanford (Jan. 6, 2024)
Rebounds	8 (twice), last vs. Lehigh (Nov. 15, 2024)	9 (twice), last at Washington (March 2, 2024)
Assists	5 (twice), last vs. Cal State Fullerton (Nov. 22, 2024)	7 vs. Eastern Washington (Nov. 29, 2023)
Steals	6 vs. Cal State Fullerton (Nov. 22, 2024)	6 (3 times), last vs. Cal State Fullerton (Nov. 22, 2024)
Blocks	–	3 vs. Wisconsin (Nov. 25, 2022)
Minutes	32 vs. Cal State Fullerton (Nov. 22, 2024)	46 vs. Colorado (Feb. 17, 2024)
FG Made	5 vs. Rider (Nov. 4, 2024)	9 vs. Stanford (Jan. 6, 2024)
FG Att.	9 vs. Rider (Nov. 4, 2024)	18 vs. Stanford (Jan. 6, 2024)
3PMG Made	3 at Oregon (Dec. 8, 2024)	4 (twice), last vs. California (Jan. 3, 2024)
3PMG Att.	5 at Oregon (Dec. 8, 2024)	7 (4 times), last at Arizona (Jan. 17, 2024)
FT Made	4 vs. Cal State Fullerton (Nov. 22, 2024)	9 vs. Washington (Feb. 4, 2024)
FT Att.	6 vs. Cal State Fullerton (Nov. 22, 2024)	9 vs. Washington (Feb. 4, 2024)



KOBE JOHNSON (0)
senior

35 career games, 10 or more points
2 career games, 20 or more points

KEY NOTES ON KOBE JOHNSON

- Has averaged 7.3 points, 5.1 rebounds and a team-best 3.2 assists in nine games ... has shot 43.6 percent from the field (24-for-55)
- Totaled 11 points and five rebounds and made a season-best three 3-pointers in UCLA's 73-71 win at No. 12-ranked Oregon on Sunday, Dec. 8
- Ranks third on the team in rebounds (5.1 rpg) and leads UCLA in steals (19, averaging 2.1 steals per game) ... had one steal, or more, in each of UCLA's first eight games
- Has scored in double figures in three games this season – had 12 points over Rider (Nov. 4) and Cal State Fullerton (Nov. 22) and 11 points at Oregon (Dec. 8)
- Through games played on Monday, Dec. 9, ranked fourth among Big Ten Conference players in steals per game (2.11 spg)
- Prior to this season, had competed in 91 games (57 starts) over the past three seasons at USC, before transferring to UCLA in the summer of 2024
- Secured Pac-12 All-Defensive Team honors the past two seasons at USC (2022-23 and 2023-24)
- Has scored at least 10 points in 35 career games (three times this season) ... has tallied at least 20 points in two career contests
- Ranked second among all Pac-12 players in steals per game in each of the last two seasons ... had 2.18 spg in 2022-23, and had 2.19 spg in 2023-24
- Older brother, Jalen Johnson, played at Duke University in 2020-21 and has entered his fourth season in the NBA (all with the Atlanta Hawks)

KOBE JOHNSON'S GAME-BY-GAME (2024-25)

DATE	OPP	G-GS	MIN	FG-FGA	PCT	3FG-A	PCT	FT-FTA	PCT	OR	DR	TOT	PF-DQ	A	TO	BS	S	PTS
11-04	Rider	1-1	30:14	5-9	.556	1-3	.333	1-1	1.000	4	4	8	2-0	3	3	0	2	12
11-08	vs. New Mexico	1-1	26:08	2-4	.500	0-2	.000	3-4	.750	2	2	4	4-0	5	1	0	1	7
11-11	Boston University	1-1	25:42	3-7	.429	0-2	.000	0-0	.000	2	2	4	2-0	4	4	0	4	6
11-15	Lehigh	1-1	23:39	1-2	.500	0-1	.000	2-2	1.000	1	7	8	2-0	4	1	0	2	4
11-20	Idaho State	1-1	15:04	3-5	.600	1-1	1.000	0-0	.000	2	0	2	4-0	1	2	0	2	7
11-22	Cal State Fullerton	1-1	32:42	4-8	.500	0-1	.000	4-6	.667	1	5	6	0-0	5	1	0	6	12
11-26	Southern Utah	1-1	20:41	1-6	.167	1-3	.333	1-2	.250	3	3	6	2-0	4	1	0	1	4
12-03	Washington	1-1	25:14	1-7	.143	1-5	.200	0-1	.000	2	1	3	3-0	2	0	0	1	3
12-08	Oregon	1-1	21:04	4-7	.571	3-5	.600	0-0	.000	3	2	5	4-0	1	1	0	0	11
TOTALS		9-9	220:28	24-55	.436	7-23	.304	11-16	.688	20	26	46	23-0	29	14	0	19	66

KOBE JOHNSON'S CAREER STATISTICS

SEASON	YR	G-GS	MIN	MPG	FG-FGA	PCT	3FG-A	PCT	FT-FTA	PCT	OR	DR	TOT	RPG	PF-DQ	A	TO	BS	S	PTS	PPG
2021-22	¹ FR	27-0	205	7.6	11-34	.324	4-14	.286	6-8	.750	6	22	28	1.0	19-0	21	13	5	16	32	1.2
2022-23	¹ SO	33-29	954	28.9	101-216	.468	31-86	.360	69-82	.841	43	123	166	5.0	75-2	85	57	14	72	302	9.2
2023-24	¹ JR	31-28	960	31.0	126-312	.404	40-128	.313	45-62	.726	16	126	142	4.6	69-1	101	65	25	68	337	10.9
2024-25	SR	9-9	220	24.5	24-55	.436	7-23	.304	11-16	.688	20	26	46	5.1	23-0	29	14	0	19	66	7.3
CAREER		100-66	2339	23.4	262-617	.425	82-251	.327	131-168	.780	85	297	382	3.8	186-3	236	149	44	175	737	7.4

¹ first three seasons at the University of Southern California

WILLIAM KYLE III (24)

JUNIOR – F – 6-9, 230 – Bellevue, Neb. (South Dakota State University)

SEASON/CAREER BEST PERFORMANCES

Category	Season High	Career High
Points	8 vs. Cal State Fullerton (Nov. 22, 2024)	26 at Denver (Jan. 13, 2024)
Rebounds	6 vs. Boston University (Nov. 11, 2024)	13 vs. Dakota Wesleyan (Nov. 8, 2023)
Assists	2 (twice), last vs. Washington (Dec. 3, 2024)	5 (3 times), last vs. Denver (Feb. 22, 2024)
Steals	1 (twice), last vs. Washington (Dec. 3, 2024)	2 (twice), last vs. Towson (Dec. 1, 2023)
Blocks	3 vs. Rider (Nov. 4, 2024)	5 (twice), last at Kansas City (Feb. 15, 2024)
Minutes	17 vs. Southern Utah (Nov. 26, 2024)	40 vs. Omaha (Feb. 17, 2024)
FG Made	4 vs. Cal State Fullerton (Nov. 22, 2024)	10 at Denver (Jan. 13, 2024)
FG Att.	5 vs. New Mexico (Nov. 8, 2024)	14 at Omaha (Feb. 18, 2023)
3PPG Made	–	–
3PPG Att.	–	1 vs. Dakota Wesleyan (Nov. 8, 2023)
FT Made	2 (3 times), last vs. Idaho State (Nov. 20, 2024)	7 vs. Valparaiso (Nov. 25, 2022)
FT Att.	6 vs. Idaho State (Nov. 20, 2024)	10 vs. North Dakota (Dec. 31, 2023)



WILLIAM KYLE III (24)
junior

39 career games, 10 or more points
4 career games, 20 or more points
6 career double-doubles

KEY NOTES ON WILLIAM KYLE III

- Has averaged 4.2 points and 3.1 rebounds in all nine games ... has shot 62.5 percent from the field (15-for-24)
- Scored a season-best eight points, shooting 4-for-4 from the field, in the team's win at home against Cal State Fullerton (Nov. 22, 2024)
- Transferred to UCLA in the summer of 2024 after having spent his first two seasons at South Dakota State University
- Was named as one of 20 top players to the 2024-25 Kareem Abdul-Jabbar Award's preseason watch list (honoring the nation's top center)
- Has played in 76 career games (49 starts) ... played in 67 games over the past two seasons at South Dakota State ... averaged 13.1 points and 6.6 rebounds per game last season
- Has scored at least 10 points in 39 career games and has registered six career double-doubles (five games during his sophomore year, one as a freshman)
- Averaged 13.1 points, 6.6 rebounds and 1.6 blocks per game as a sophomore last season (35 games played, 24 starts)

WILLIAM KYLE III'S GAME-BY-GAME (2024-25)

DATE	OPP	G-GS	MIN	FG-FGA	PCT	3FG-A	PCT	FT-FTA	PCT	OR	DR	TOT	PF-DQ	A	TO	BS	S	PTS
11-04	Rider	1-0	11:11	0-0	.000	0-0	.000	0-1	.000	2	3	5	0-0	0	1	3	0	0
11-08	vs. New Mexico	1-0	14:54	2-5	.400	0-0	.000	2-4	.500	0	4	4	2-0	0	1	2	0	6
11-11	Boston University	1-0	14:14	3-4	.750	0-0	.000	1-2	.500	2	4	6	2-0	0	2	1	0	7
11-15	Lehigh	1-0	13:17	1-2	.500	0-0	.000	2-2	1.000	0	2	2	1-0	1	1	0	0	4
11-20	Idaho State	1-0	16:39	2-3	.667	0-0	.000	2-6	.333	2	2	4	1-0	2	0	0	0	6
11-22	Cal State Fullerton	1-0	14:17	4-4	1.000	0-0	.000	0-0	.000	1	0	1	1-0	1	0	0	1	8
11-26	Southern Utah	1-0	16:59	2-4	.500	0-0	.000	0-0	.000	1	2	3	3-0	1	1	0	0	4
12-03	Washington	1-0	8:28	0-0	.000	0-0	.000	1-4	.250	1	0	1	1-0	2	0	1	1	1
12-08	Oregon	1-0	9:07	1-2	.500	0-0	.000	0-0	.000	1	1	2	3-0	1	1	0	0	2
TOTALS		9-0	119:05	15-24	.625	0-0	.000	8-19	.421	10	18	28	14-0	8	7	7	2	38

WILLIAMS KYLE III'S CAREER STATISTICS

SEASON	YR	G-GS	MIN	MPG	FG-FGA	PCT	3FG-A	PCT	FT-FTA	PCT	OR	DR	TOT	RPG	PF-DQ	A	TO	BS	S	PTS	PPG
2022-23	¹ FR	32-25	788	24.6	117-216	.542	0-0	.000	52-81	.642	47	105	152	4.8	57-1	31	53	38	11	286	8.9
2023-24	¹ SO	35-24	970	27.7	195-313	.623	0-1	.000	69-119	.580	78	154	232	6.6	51-0	58	50	55	11	459	13.1
2024-25	JR	9-0	119	13.2	15-24	.625	0-0	.000	8-19	.421	10	18	28	3.1	14-0	8	7	7	2	38	4.2
CAREER		76-49	1876	24.7	327-553	.591	0-1	.000	129-219	.589	135	277	412	5.4	122-1	97	110	100	24	783	10.3

¹ first two seasons at South Dakota State University

SEBASTIAN MACK (12)

SOPHOMORE – G – 6-3, 200 – Chicago, Illinois (Coronado High School [Nevada])



SEBASTIAN MACK (12)
sophomore

25 career games, 10 or more points
6 career games, 20 or more points

SEASON/CAREER BEST PERFORMANCES

Category	Season High	Career High
Points	21 vs. Idaho State (Nov. 20, 2024)	27 vs. CSUN (Dec. 19, 2023)
Rebounds	5 vs. Washington (Dec. 3, 2024)	7 vs. Gonzaga (Nov. 22, 2023)
Assists	3 vs. Washington (Dec. 3, 2024)	5 vs. UC Riverside (Nov. 30, 2023)
Steals	2 (twice), last vs. Southern Utah (Nov. 26, 2024)	5 vs. Chaminade (Nov. 21, 2023)
Blocks	–	1 (twice), last vs. Oregon (March 14, 2024)
Minutes	28 vs. Idaho State (Nov. 20, 2024)	39 vs. Maryland (Dec. 22, 2023)
FG Made	5 at Oregon (Dec. 8, 2024)	7 (4 times), last vs. Colorado (Feb. 15, 2024)
FG Att.	13 at Oregon (Dec. 8, 2024)	16 (twice), last at Arizona (Jan. 20, 2024)
3PPG Made	2 vs. Rider (Nov. 4, 2024)	4 at Stanford (Feb. 7, 2024)
3PPG Att.	3 (twice), last vs. Washington (Dec. 3, 2024)	9 at Arizona (Jan. 20, 2024)
FT Made	15 vs. Idaho State (Nov. 20, 2024)	15 vs. Idaho State (Nov. 20, 2024)
FT Att.	16 vs. Idaho State (Nov. 20, 2024)	16 vs. Idaho State (Nov. 20, 2024)

KEY NOTES ON SEBASTIAN MACK

- Has averaged 10.6 points and 1.6 rebounds in nine games ... has scored in double figures in six of nine games this season
- Scored 21 points in the win over Idaho State (Nov. 20, 2024) ... shot 15-for-16 at the free throw line, one year to the day of a 13-for-13 FT-performance versus Marquette (in Honolulu)
- Through games played on Monday, Dec. 9, ranked No. 11 in the Big Ten in free throws made per game (4.1) and No. 12 in free throw attempts per game (5.1)
- Has scored 10 or more points in 25 of 42 career games ... has scored at least 20 points in six career games (including one contest this season)
- As a freshman last season, averaged 12.1 points, 3.6 rebounds and 1.6 assists through all 33 games (30 starts)
- Secured Pac-12 All-Freshman Team acclaim last season (five person freshman team)
- Finished with a season-high 27 points in a home loss to CSUN (Dec. 19, 2023) ... shot 6-for-10 from the field 13-for-16 at the free throw line against CSUN
- Last season, he ranked No. 6 in the Pac-12 in free throws made (125-for-172) and ranked No. 11 in the league in steals per game (1.3)
- Last season, he led all Pac-12 freshmen in free throws made (125) and free throws attempted (172)
- Made 13 of 13 free throws in UCLA's 71-69 loss to No. 4 Marquette last season, played in Honolulu (Maui Invitational on Nov. 20, 2023)

SEBASTIAN MACK'S GAME-BY-GAME (2024-25)

DATE	OPP	G-GS	MIN	FG-FGA	PCT	3FG-A	PCT	FT-FTA	PCT	OR	DR	TOT	PF-DQ	A	TO	BS	S	PTS
11-04	Rider	1-0	23:57	4-7	.571	2-3	.667	2-3	.667	0	2	2	1-0	1	1	0	0	12
11-08	vs. New Mexico	1-0	9:36	0-0	.000	0-0	.000	2-2	1.000	0	0	0	1-0	2	3	0	0	2
11-11	Boston University	1-0	20:10	3-5	.600	1-2	.500	5-6	.833	0	0	0	2-0	2	0	0	2	12
11-15	Lehigh	1-0	24:00	4-6	.667	0-1	.000	2-2	1.000	0	3	3	1-0	2	2	0	0	10
11-20	Idaho State	1-0	27:56	3-6	.500	0-1	.000	15-16	.938	0	0	0	2-0	2	1	0	1	21
11-22	Cal State Fullerton	1-0	19:34	1-7	.143	0-2	.000	2-2	1.000	0	1	1	3-0	1	0	0	1	4
11-26	Southern Utah	1-0	14:27	3-6	.500	0-1	.000	2-3	.667	0	2	2	2-0	2	0	0	2	8
12-03	Washington	1-0	26:05	4-12	.333	1-3	.333	7-12	.583	1	4	5	1-0	3	1	0	1	16
12-08	Oregon	1-0	25:04	5-13	.385	0-1	.000	0-0	.000	0	1	1	0-0	3	1	0	1	10
TOTALS		9-0	190:49	27-62	.435	4-14	.286	37-46	.804	1	13	14	13-0	18	9	0	8	95

SEBASTIAN MACK'S CAREER STATISTICS

Season	Yr.	G-GS	MIN	MPG	FG-FGA	PCT	3FG-A	PCT	FT-FTA	PCT	OR	DR	TOT	RPG	PF-DQ	A	TO	BS	S	PTS	PPG
2023-24	FR	33-30	882	26.7	123-318	.387	28-99	.283	125-172	.727	21	97	118	3.6	77-0	52	52	2	44	399	12.1
2024-25	SO	9-0	191	21.2	27-62	.435	4-14	.286	37-46	.804	1	13	14	1.6	13-0	18	9	0	8	95	10.6
CAREER		42-30	1073	25.6	150-380	.395	32-113	.283	162-218	.743	22	110	132	3.1	90-0	70	61	2	52	494	11.8

EVAN MANJIKIAN (21)

REDSHIRT SOPHOMORE – F – 6-8, 235 – Glendale, California (Sierra Canyon School)

SEASON/CAREER BEST PERFORMANCES

Category	Season High	Career High
Points	–	3 vs. Pepperdine (Nov. 23, 2022)
Rebounds	–	1 vs. Pepperdine (Nov. 23, 2022)
Assists	–	–
Steals	–	–
Blocks	–	–
Minutes	–	2 vs. Pepperdine (Nov. 23, 2022)
FG Made	–	1 vs. Pepperdine (Nov. 23, 2022)
FG Att.	–	1 (twice), last vs. Denver (Dec. 10, 2022)
3PG Made	–	1 vs. Pepperdine (Nov. 23, 2022)
3PG Att.	–	1 (twice), last vs. Denver (Dec. 10, 2022)
FT Made	–	–
FT Att.	–	–



EVAN MANJIKIAN (21)
redshirt sophomore

KEY NOTES ON EVAN MANJIKIAN

- Did not play last season ... played in two games as a true freshman in 2022-23
- Made a 3-pointer on his first-ever collegiate shot attempt in the final two minutes of the Bruins' win against Pepperdine during his first season (Nov. 23, 2022)
- Was a two-year varsity basketball letterwinner at Sierra Canyon School (Chatsworth, Calif.) ... spent his first two years of high school at Crescenta Valley HS
- As a senior in 2021-22 at Sierra Canyon, averaged 3.2 points and 3.4 rebounds per game ... played in 26 contests and shot 52 percent from the field
- Helped Sierra Canyon to a 26-5 overall record as a senior ... advanced to the CIF State Open Division regional title contest in March of 2022
- His older cousin, Sooren Derboghosian, competed on the UCLA men's basketball team for two seasons (2012-13, 2013-14)

EVAN MANJIKIAN'S GAME-BY-GAME (2024-25)

DATE	OPP	G-GS	MIN	FG-FGA	PCT	3FG-A	PCT	FT-FTA	PCT	OR	DR	TOT	PF-DQ	A	TO	BS	S	PTS
11-04	Rider	–	DNP	–	–	–	–	–	–	–	–	–	–	–	–	–	–	–
11-08	vs. New Mexico	–	DNP	–	–	–	–	–	–	–	–	–	–	–	–	–	–	–
11-11	Boston University	–	DNP	–	–	–	–	–	–	–	–	–	–	–	–	–	–	–
11-15	Lehigh	–	DNP	–	–	–	–	–	–	–	–	–	–	–	–	–	–	–
11-20	Idaho State	–	DNP	–	–	–	–	–	–	–	–	–	–	–	–	–	–	–
11-22	Cal State Fullerton	–	DNP	–	–	–	–	–	–	–	–	–	–	–	–	–	–	–
11-26	Southern Utah	–	DNP	–	–	–	–	–	–	–	–	–	–	–	–	–	–	–
12-03	Washington	–	DNP	–	–	–	–	–	–	–	–	–	–	–	–	–	–	–
12-08	Oregon	–	DNP	–	–	–	–	–	–	–	–	–	–	–	–	–	–	–
TOTALS		–	–	–	–	–	–	–	–	–	–	–	–	–	–	–	–	–

EVAN MANJIKIAN'S CAREER STATISTICS

Season	Yr.	G-GS	MIN	MPG	FG-FGA	PCT	3FG-A	PCT	FT-FTA	PCT	OR	DR	TOT	RPG	PF-DQ	A	TO	BS	S	PTS	PPG
2022-23	FR	2-0	3	1.6	1-2	.500	1-2	.500	0-0	.000	0	1	1	0.5	0-0	0	0	0	0	3	3.0
2023-24	–	0-0	0	–	0-0	–	0-0	–	0-0	–	0	0	0	–	0-0	0	0	0	0	0	–
2024-25	SO	0-0	0	–	0-0	–	0-0	–	0-0	–	0	0	0	–	0-0	0	0	0	0	0	–
CAREER		2-0	3	1.6	1-2	.500	1-2	.500	0-0	.000	0	1	1	0.5	0-0	0	0	0	0	3	3.0

ADAY MARA (15)

SOPHOMORE – C – 7-3, 240 – Zaragoza, Spain (IES El Picarral)

SEASON/CAREER BEST PERFORMANCES

Category	Season High	Career High
Points	16 vs. Lehigh (Nov. 15, 2024)	16 vs. Lehigh (Nov. 15, 2024)
Rebounds	8 vs. Southern Utah (Nov. 26, 2024)	10 vs. Chaminade (Nov. 21, 2023)
Assists	3 vs. Southern Utah (Nov. 26, 2024)	3 (twice), last vs. Southern Utah (Nov. 26, 2024)
Steals	1 (twice), last at Oregon (Dec. 8, 2024)	1 (4 times), last at Oregon (Dec. 8, 2024)
Blocks	3 (twice), last vs. Southern Utah (Nov. 26, 2024)	4 vs. Long Island University (Nov. 15, 2023)
Minutes	18 vs. Southern Utah (Nov. 26, 2024)	25 vs. UC Riverside (Nov. 30, 2023)
FG Made	7 vs. Lehigh (Nov. 15, 2024)	7 vs. Lehigh (Nov. 15, 2024)
FG Att.	8 vs. Lehigh (Nov. 15, 2024)	10 vs. UC Riverside (Nov. 30, 2023)
3PPG Made	–	–
3PPG Att.	–	–
FT Made	3 vs. Boston University (Nov. 11, 2024)	4 vs. USC (Feb. 24, 2024)
FT Att.	4 (3 times), last vs. Cal State Fullerton (Nov. 22, 2024)	5 vs. USC (Feb. 24, 2024)



ADAY MARA (15)
sophomore

4 career games, 10 or more points
1 career game, 10 or more rebounds

KEY NOTES ON ADAY MARA

- Has averaged 5.6 points and 3.8 rebounds in nine games ... has shot 65.6 percent from the field (21-for-32)
- Recorded six points and a season-best eight rebounds (and a career-high-tying three assists) in the Bruins' win at home against Southern Utah (Nov. 26, 2024)
- Has scored at least 10 points in four career games (twice this season and twice last season) ... had a career-high 16 points earlier this season against Lehigh (Nov. 15, 2024)
- As a freshman last season, averaged 3.5 points and 2.1 rebounds in 28 games (eight starts) ... totaled 20 blocks in 28 games (0.7 bpg)
- Last season, played a season-high 25 minutes in the Bruins' home victory over UC Riverside (Nov. 30, 2023)
- Joined UCLA's program in Sept. 2023 ... grew up in Zaragoza, Spain, representing his home country in international basketball competitions
- Standing at 7-foot-3, entered the Bruins' program as the tallest player to suit up for UCLA since the late Mike Lanier (7-foot-7) in 1991-92 and 1992-93
- Has played in multiple age-division tournaments for his home country of Spain ... in the summer of 2024, competed at the FIBA U20 Eurobasket in Poland

ADAY MARA'S GAME-BY-GAME (2024-25)


DATE	OPP	G-GS	MIN	FG-FGA	PCT	3FG-A	PCT	FT-FTA	PCT	OR	DR	TOT	PF-DQ	A	TO	BS	S	PTS
11-04	Rider	1-0	9:46	2-3	.667	0-0	.000	1-2	.500	0	2	2	2-0	1	0	3	0	5
11-08	vs. New Mexico	1-0	4:34	0-0	.000	0-0	.000	0-0	.000	0	0	0	1-0	0	0	0	0	0
11-11	Boston University	1-0	10:43	2-6	.333	0-0	.000	3-4	.750	4	3	7	1-0	0	2	1	0	7
11-15	Lehigh	1-0	12:49	7-8	.875	0-0	.000	2-4	.500	3	3	6	2-0	0	0	0	0	16
11-20	Idaho State	1-0	1:56	0-0	.000	0-0	.000	0-0	.000	0	1	1	0-0	0	2	0	0	0
11-22	Cal State Fullerton	1-0	13:34	4-6	.667	0-0	.000	2-4	.500	2	3	5	1-0	2	2	2	0	10
11-26	Southern Utah	1-0	18:00	3-6	.500	0-0	.000	0-1	.000	5	3	8	4-0	3	3	3	1	6
12-03	Washington	1-0	13:46	2-2	1.000	0-0	.000	0-0	.000	2	3	5	2-0	0	0	2	0	4
12-08	Oregon	1-0	6:42	1-1	1.000	0-0	.000	0-0	.000	0	0	0	0-0	0	0	0	1	2
TOTALS		9-0	91:50	21-32	.656	0-0	.000	8-15	.533	16	18	34	13-0	6	9	11	2	50

ADAY MARA'S CAREER STATISTICS

Season	Yr.	G-GS	MIN	MPG	FG-FGA	PCT	3FG-A	PCT	FT-FTA	PCT	OR	DR	TOT	RPG	PF-DQ	A	TO	BS	S	PTS	PPG
2023-24	FR	28-8	268	9.6	38-86	.442	0-0	.000	21-30	.700	16	38	54	1.9	25-0	15	19	20	2	97	3.5
2024-25	SO	9-0	92	10.2	21-32	.656	0-0	.000	8-15	.533	16	18	34	3.8	13-0	6	9	11	2	50	5.6
CAREER		37-8	360	9.7	59-118	.500	0-0	.000	29-45	.644	32	56	88	2.4	38-0	21	28	31	4	147	4.0

TRENT PERRY (1)

FRESHMAN – G – 6-4, 180 – West Covina, Calif. (Harvard-Westlake School)



TRENT PERRY (1)
freshman

1 career game, 10 or more points

SEASON/CAREER BEST PERFORMANCES

Category	Season High	Career High
Points	10 vs. Cal State Fullerton (Nov. 22, 2024)	10 vs. Cal State Fullerton (Nov. 22, 2024)
Rebounds	5 vs. Southern Utah (Nov. 26, 2024)	5 vs. Southern Utah (Nov. 26, 2024)
Assists	5 vs. Southern Utah (Nov. 26, 2024)	5 vs. Southern Utah (Nov. 26, 2024)
Steals	3 vs. Southern Utah (Nov. 26, 2024)	3 vs. Southern Utah (Nov. 26, 2024)
Blocks	–	–
Minutes	24 vs. Lehigh (Nov. 15, 2024)	24 vs. Lehigh (Nov. 15, 2024)
FG Made	4 (twice), last vs. Southern Utah (Nov. 26, 2024)	4 (twice), last vs. Southern Utah (Nov. 26, 2024)
FG Att.	9 vs. Southern Utah (Nov. 26, 2024)	9 vs. Southern Utah (Nov. 26, 2024)
3PPG Made	2 vs. Cal State Fullerton (Nov. 22, 2024)	2 vs. Cal State Fullerton (Nov. 22, 2024)
3PPG Att.	4 vs. Rider (Nov. 4, 2024)	4 vs. Rider (Nov. 4, 2024)
FT Made	5 vs. New Mexico (Nov. 8, 2024)	5 vs. New Mexico (Nov. 8, 2024)
FT Att.	7 vs. New Mexico (Nov. 8, 2024)	7 vs. New Mexico (Nov. 8, 2024)

KEY NOTES ON TRENT PERRY

- Has averaged 5.4 points and 2.3 rebounds in nine games ... has shot 40.5 percent overall and 40.0 percent from 3-point distance (6-for-15)
- Has shot 13-for-17 at the free throw line, through nine contests (76.5 percent)
- Scored a season-high 10 points in just over 12 minutes in UCLA's 80-47 win at home against Cal State Fullerton (Nov. 22, 2024)
- Was a four-year varsity basketball letterwinner at Harvard-Westlake School in Studio City (Los Angeles)
- Earned McDonald's All-America honors as a senior in 2023-24 ... averaged 18.6 points, 6.1 rebounds and 5.9 assists per game last season
- Was ranked as high as No. 27, nationally, in his high school class by ESPN.com ... also was listed the No. 33 player in his class by 247Sports.com
- Was honored as the 2024 Gatorade California Boys Basketball Player of the Year as a senior ... was the 2024 CIF Southern Section Open Division Player of the Year
- Helped to lead Harvard-Westlake to the 2024 CIF Southern Section Open Division title ... in 2023, Harvard-Westlake won the CIF State Open Division Championship
- Twice earned Mission League MVP acclaim (2023, 2024) ... was crowned as California's Mr. Basketball by Cal-Hi Sports during his senior season

TRENT PERRY'S GAME-BY-GAME (2024-25)

DATE	OPP	G-GS	MIN	FG-FGA	PCT	3FG-A	PCT	FT-FTA	PCT	OR	DR	TOT	PF-DQ	A	TO	BS	S	PTS
11-04	Rider	1-0	12:07	1-4	.250	1-4	.250	3-4	.750	1	2	3	0-0	1	0	0	0	6
11-08	vs. New Mexico	1-0	22:51	1-4	.250	1-2	.500	5-7	.714	1	2	3	3-0	2	1	0	2	8
11-11	Boston University	1-0	19:44	1-4	.250	1-3	.333	0-0	.000	1	3	4	1-0	1	1	0	1	3
11-15	Lehigh	1-0	24:06	2-6	.333	0-1	.000	1-2	.500	0	4	4	2-0	0	0	0	0	5
11-20	Idaho State	1-0	15:51	2-3	.667	1-1	1.000	3-3	1.000	0	0	0	1-0	1	1	0	0	8
11-22	Cal State Fullerton	1-0	12:16	4-5	.800	2-2	1.000	0-0	.000	1	1	2	1-0	2	1	0	0	10
11-26	Southern Utah	1-0	23:10	4-9	.444	0-2	.000	1-1	1.000	2	3	5	4-0	5	1	0	3	9
12-03	Washington	1-0	2:05	0-0	.000	0-0	.000	0-0	.000	0	0	0	1-0	0	0	0	0	0
12-08	Oregon	1-0	3:37	0-2	.000	0-0	.000	0-0	.000	0	0	0	0-0	0	1	0	0	0
TOTALS		9-0	135:48	15-37	.405	6-15	.400	13-17	.765	6	15	21	13-0	12	6	0	6	49

TRENT PERRY'S CAREER STATISTICS

Season	Yr.	G-GS	MIN	MPG	FG-FGA	PCT	3FG-A	PCT	FT-FTA	PCT	OR	DR	TOT	RPG	PF-DQ	A	TO	BS	S	PTS	PPG
2024-25	FR	9-0	136	15.1	15-37	.405	6-15	.400	13-17	.765	6	15	21	2.3	13-0	12	6	0	6	49	5.4
CAREER		9-0	136	15.1	15-37	.405	6-15	.400	13-17	.765	6	15	21	2.3	13-0	12	6	0	6	49	5.4

JACK SEIDLER (30)

REDSHIRT SOPHOMORE – G – 6-4, 200 – Marlboro, New Jersey (Marlboro High School)



JACK SEIDLER (30)
redshirt sophomore

SEASON/CAREER BEST PERFORMANCES

Category	Season High	Career High
Points	2 vs. Southern Utah (Nov. 26, 2024)	2 vs. Southern Utah (Nov. 26, 2024)
Rebounds	–	–
Assists	–	–
Steals	–	–
Blocks	–	–
Minutes	4 vs. Lehigh (Nov. 15, 2024)	4 vs. Lehigh (Nov. 15, 2024)
FG Made	1 vs. Southern Utah (Nov. 26, 2024)	1 vs. Southern Utah (Nov. 26, 2024)
FG Att.	2 vs. Southern Utah (Nov. 26, 2024)	2 vs. Southern Utah (Nov. 26, 2024)
3PPG Made	–	–
3PPG Att.	1 vs. Southern Utah (Nov. 26, 2024)	1 vs. Southern Utah (Nov. 26, 2024)
FT Made	–	–
FT Att.	–	–

KEY NOTES ON JACK SEIDLER

- Scored his first collegiate points on a spin move and layup in UCLA's 88-43 win over Southern Utah (Nov. 26, 2024)
- Made his collegiate debut in the Bruins' 71-40 win against Boston University (Nov. 11, 2024)
- Redshirted in 2022-23 ... did not play last season and has three remaining seasons of eligibility
- Was a four-year varsity basketball letterwinner at Marlboro High School (Marlboro, N.J.)
- Concluded his high school career as Marlboro's all-time leading scorer with 1,503 career points
- Twice earned first-team All-Shore Conference acclaim ... in all, earned all-league honors in three seasons
- Averaged a team-leading 20.9 points as a high school senior (2021-22) ... averaged 6.0 rebounds and 1.5 assists in 31 games during his senior season
- Led Marlboro to the Shore Conference Tournament's title contest for the second time in school history

JACK SEIDLER'S GAME-BY-GAME (2024-25)

DATE	OPP	G-GS	MIN	FG-FGA	PCT	3FG-A	PCT	FT-FTA	PCT	OR	DR	TOT	PF-DQ	A	TO	BS	S	PTS
11-04	Rider	–	DNP	–	–	–	–	–	–	–	–	–	–	–	–	–	–	–
11-08	vs. New Mexico	–	DNP	–	–	–	–	–	–	–	–	–	–	–	–	–	–	–
11-11	Boston University	1-0	1:31	0-0	.000	0-0	.000	0-0	.000	0	0	0	0-0	0	0	0	0	0
11-15	Lehigh	1-0	4:16	0-0	.000	0-0	.000	0-0	.000	0	0	0	0-0	0	0	0	0	0
11-20	Idaho State	–	DNP	–	–	–	–	–	–	–	–	–	–	–	–	–	–	–
11-22	Cal State Fullerton	–	DNP	–	–	–	–	–	–	–	–	–	–	–	–	–	–	–
11-26	Southern Utah	1-0	2:05	1-2	.500	0-1	.000	0-0	.000	0	0	0	0-0	0	0	0	0	2
12-03	Washington	–	DNP	–	–	–	–	–	–	–	–	–	–	–	–	–	–	–
12-08	Oregon	–	DNP	–	–	–	–	–	–	–	–	–	–	–	–	–	–	–
TOTALS		3-0	7:52	1-2	.500	0-1	.000	0-0	.000	0	0	0	0-0	0	0	0	0	2

JACK SEIDLER'S CAREER STATISTICS

Season	Yr.	G-GS	MIN	MPG	FG-FGA	PCT	3FG-A	PCT	FT-FTA	PCT	OR	DR	TOT	RPG	PF-DQ	A	TO	BS	S	PTS	PPG
2022-23	–	0-0	0	–	0-0	–	0-0	–	0-0	–	0	0	0	–	0-0	0	0	0	0	0	–
2023-24	FR	0-0	0	–	0-0	–	0-0	–	0-0	–	0	0	0	–	0-0	0	0	0	0	0	–
2024-25	SO	3-0	8	2.6	1-2	.500	0-1	.000	0-0	.000	0	0	0	0.0	0-0	0	0	0	0	2	0.7
CAREER		3-0	8	2.6	1-2	.500	0-1	.000	0-0	.000	0	0	0	0.0	0-0	0	0	0	0	2	0.7

LAZAR STEFANOVIC (10)

SENIOR – G – 6-7, 190 – Belgrade, Serbia (University of Utah / Sportska gimnazija)



LAZAR STEFANOVIC (10)
senior

51 career games, 10 or more points
5 career games, 20 or more points
2 career double-doubles

SEASON/CAREER BEST PERFORMANCES

Category	Season High	Career High (at Utah)
Points	19 vs. Southern Utah (Nov. 26, 2024)	26 vs. Stanford (Feb. 2, 2023)
Rebounds	5 vs. Southern Utah (Nov. 26, 2024)	13 at California (Feb. 10, 2024)
Assists	2 (twice), last vs. Idaho State (Nov. 20, 2024)	6 (twice), last vs. Arizona State (March 9, 2024)
Steals	1 (3 times), last vs. Southern Utah (Nov. 26, 2024)	4 (twice), last vs. Lafayette (Nov. 10, 2023)
Blocks	–	3 vs. Arizona (Dec. 1, 2022)
Minutes	26 vs. Southern Utah (Nov. 26, 2024)	40 (3 times), last vs. Arizona State (March 9, 2024)
FG Made	8 vs. Southern Utah (Nov. 26, 2024)	10 vs. Stanford (Feb. 2, 2023)
FG Att.	12 vs. Southern Utah (Nov. 26, 2024)	22 vs. Stanford (Feb. 2, 2023)
3PM Made	3 (twice), last vs. Southern Utah (Nov. 26, 2024)	6 vs. Stanford (Feb. 2, 2023)
3PM Att.	5 vs. Boston University (Nov. 11, 2024)	14 vs. Stanford (Feb. 2, 2023)
FT Made	2 (twice), last at Oregon (Dec. 8, 2024)	9 at USC (Jan. 27, 2024)
FT Att.	2 (twice), last at Oregon (Dec. 8, 2024)	9 (twice), last vs. Utah (Feb. 18, 2024)

KEY NOTES ON LAZAR STEFANOVIC

- Now in his second season at UCLA, has averaged 6.1 points and 1.9 rebounds in nine games as a senior
- Has shot 47.8 percent from 3-point distance in nine games this season ... has made 6 of 9 attempts (3-pointers, 66.7%) in UCLA's past three games
- Stands just two points away from reaching the 1,000 career point milestone ... Stefanovic scored 562 points through his first two seasons at Utah
- Scored a season-high 19 points in the Bruins' home victory against Southern Utah (Nov. 26, 2024) ... shot 8-for-12 from the field, 3-for-3 from 3-point distance in that win
- Has totaled at least 10 points in 51 collegiate games (twice this season, 23 games in 2023-24, 26 games through two seasons at Utah)
- Has registered 20 or more points in five career games (two games last season at UCLA, and three games in 2022-23 at Utah)
- Last season, ranked No. 10 in the Pac-12 in rebounding (6.1 rpg) and No. 3 in free throw percentage (86.8%, 79-for-91)
- Made 22 consecutive made free throws midway through last season – the streak was snapped in UCLA's home game against Colorado (Feb. 15, 2024)
- Ranked among the top 15 in the Pac-12 in 3-point shooting percentage the past two seasons (No. 15 in 2022-23, No. 13 in 2023-24)
- Totaled a career-high 26 points against Stanford as a sophomore in 2022-23, while competing for Utah (Feb. 2, 2023)
- Transferred to UCLA in the summer of 2023 after having played his first two seasons at the University of Utah
- Grew up in Belgrade, Serbia ... played in 63 games at the University of Utah in 2021-22 (31 games) and 2022-23 (32 games)
- Played both basketball and soccer as a youngster in Serbia ... gravitated more toward basketball by the age of 13

LAZAR STEFANOVIC'S GAME-BY-GAME (2024-25)

DATE	OPP	G-GS	MIN	FG-FGA	PCT	3FG-A	PCT	FT-FTA	PCT	OR	DR	TOT	PF-DQ	A	TO	BS	S	PTS
11-04	Rider	1-0	17:03	2-3	.667	2-3	.667	0-0	.000	0	1	1	1-0	0	1	0	0	6
11-08	vs. New Mexico	1-0	14:32	1-4	.250	0-3	.000	0-0	.000	2	1	3	2-0	0	3	0	0	2
11-11	Boston University	1-1	17:53	4-7	.571	3-5	.600	2-2	1.000	0	0	0	2-0	1	1	0	1	13
11-15	Lehigh	1-1	17:02	1-4	.250	0-2	.000	0-0	.000	1	0	1	3-0	2	1	0	1	2
11-20	Idaho State	1-1	22:47	0-1	.000	0-1	.000	0-0	.000	1	1	2	1-0	2	0	0	0	0
11-22	Cal State Fullerton	1-0	7:18	0-0	.000	0-0	.000	0-0	.000	0	0	0	2-0	0	0	0	0	0
11-26	Southern Utah	1-0	26:08	8-12	.667	3-3	1.000	0-0	.000	2	3	5	1-0	0	0	0	1	19
12-03	Washington	1-0	17:58	2-5	.400	1-2	.500	0-0	.000	1	2	3	0-0	0	1	0	0	5
12-08	Oregon	1-0	18:04	2-5	.400	2-4	.500	2-2	1.000	0	2	2	1-0	0	1	0	1	8
TOTALS		9-3	158:45	20-41	.488	11-23	.478	4-4	1.000	7	10	17	13-0	5	8	0	4	55

LAZAR STEFANOVIC'S CAREER STATISTICS

Season	Yr.	G-GS	MIN	MPG	FG-FGA	PCT	3FG-A	PCT	FT-FTA	PCT	OR	DR	TOT	RPG	PF-DQ	A	TO	BS	S	PTS	PPG
2021-22	¹ FR	31-18	781	25.2	80-221	.362	33-107	.308	40-48	.833	23	65	88	2.8	74-3	41	43	1	13	233	7.5
2022-23	¹ SO	32-15	905	28.3	114-307	.371	55-153	.359	46-53	.868	14	83	97	3.0	50-1	86	51	5	34	329	10.3
2023-24	JR	33-33	1139	34.5	122-317	.385	58-149	.389	79-91	.868	50	152	202	6.1	82-2	53	35	3	35	381	11.5
2024-25	SR	9-3	159	17.6	20-41	.488	11-23	.478	4-4	1.000	7	10	17	1.9	13-0	5	8	0	4	55	6.1
CAREER		105-69	2984	28.4	336-886	.379	157-432	.363	169-196	.862	94	310	404	3.8	219-6	185	137	9	86	998	9.5

¹ first two seasons at University of Utah

BRANDON WILLIAMS (5)

SOPHOMORE – G/F – 6-7, 220 – Queens, N.Y. (Christ the King High School)

SEASON/CAREER BEST PERFORMANCES

Category	Season High	Career High
Points	–	13 at Arizona State (Jan. 17, 2024)
Rebounds	–	6 vs. USC (Feb. 24, 2024)
Assists	–	3 vs. Oregon State (March 13, 2024)
Steals	–	2 vs. Ohio State (Dec. 16, 2023)
Blocks	–	1 (3 times), last vs. Oregon State (March 13, 2024)
Minutes	–	33 at California (Feb. 10, 2024)
FG Made	–	5 (twice), last at Arizona State (Jan. 17, 2024)
FG Att.	–	8 vs. Oregon State (March 13, 2024)
3PM Made	–	1 (7 times), last vs. USC (Feb. 24, 2024)
3PM Att.	–	3 (twice), last vs. Colorado (Feb. 15, 2024)
FT Made	–	2 (5 times), last vs. Utah (Feb. 18, 2024)
FT Att.	–	3 at Arizona State (Jan. 17, 2024)



BRANDON WILLIAMS (5)
sophomore

2 career games, 10 or more points

KEY NOTES ON BRANDON WILLIAMS

- Intends to redshirt the 2024-25 season
- Last season, averaged 3.1 points and 2.2 rebounds in 32 games (14 starts) ... scored at least 10 points in two games as a freshman
- Scored a season-high 13 points in UCLA's 68-66 win at Arizona State (Jan. 17, 2024) ... made 5 of 6 shots in the victory at Arizona State
- Was a four-year varsity basketball letterwinner at Christ the King High School in New York City ... grew up in Queens, N.Y.
- Entered his freshman season as the Pac-12's youngest player (turned 18 in Nov. of 2023)
- Was ranked as the No. 66 player in his high school class in 2022-23, nationally, in the "Top247" 247Sports.com rankings (also was listed No. 75 by ESPN.com)
- Both 247Sports.com and ESPN.com listed him as the No. 1-ranked player in the state of New York in his high school class

BRANDON WILLIAMS' GAME-BY-GAME (2024-25)

DATE	OPP	G-GS	MIN	FG-FGA	PCT	3FG-A	PCT	FT-FTA	PCT	OR	DR	TOT	PF-DQ	A	TO	BS	S	PTS
11-04	Rider	–	DNP	–	–	–	–	–	–	–	–	–	–	–	–	–	–	–
11-08	vs. New Mexico	–	DNP	–	–	–	–	–	–	–	–	–	–	–	–	–	–	–
11-11	Boston University	–	DNP	–	–	–	–	–	–	–	–	–	–	–	–	–	–	–
11-15	Lehigh	–	DNP	–	–	–	–	–	–	–	–	–	–	–	–	–	–	–
11-20	Idaho State	–	DNP	–	–	–	–	–	–	–	–	–	–	–	–	–	–	–
11-22	Cal State Fullerton	–	DNP	–	–	–	–	–	–	–	–	–	–	–	–	–	–	–
11-26	Southern Utah	–	DNP	–	–	–	–	–	–	–	–	–	–	–	–	–	–	–
12-03	Washington	–	DNP	–	–	–	–	–	–	–	–	–	–	–	–	–	–	–
12-08	Oregon	–	DNP	–	–	–	–	–	–	–	–	–	–	–	–	–	–	–
TOTALS		–	–	–	–	–	–	–	–	–	–	–	–	–	–	–	–	–

BRANDON WILLIAMS' CAREER STATISTICS


Season	Yr.	G-GS	MIN	MPG	FG-FGA	PCT	3FG-A	PCT	FT-FTA	PCT	OR	DR	TOT	RPG	PF-DQ	A	TO	BS	S	PTS	PPG
2023-24	FR	32-14	558	17.4	40-112	.357	7-28	.250	13-21	.619	28	42	70	2.2	58-0	17	12	3	7	100	3.1
2024-25	SO	0-0	–	–	–	–	–	–	–	–	–	–	–	–	–	–	–	–	–	–	–
CAREER		32-14	558	17.4	40-112	.357	7-28	.250	13-21	.619	28	42	70	2.2	58-0	17	12	3	7	100	3.1

DEVIN WILLIAMS (22)

SOPHOMORE – F – 6-10, 200 – Riverside, Calif. (Centennial HS)

SEASON/CAREER BEST PERFORMANCES

Category	Season High	Career High
Points	–	6 vs. Long Island University (Nov. 15, 2023)
Rebounds	–	3 vs. Saint Francis (Nov. 6, 2023)
Assists	–	–
Steals	–	–
Blocks	–	1 at USC (Jan. 27, 2024)
Minutes	–	7 at USC (Jan. 27, 2024)
FG Made	–	2 (twice), last at USC (Jan. 27, 2024)
FG Att.	–	4 at USC (Jan. 27, 2024)
3PFG Made	–	–
3PFG Att.	–	1 at USC (Jan. 27, 2024)
FT Made	–	2 (twice), last vs. Chaminade (Nov. 21, 2023)
FT Att.	–	4 vs. Long Island University (Nov. 15, 2023)



DEVIN WILLIAMS (22)
sophomore

KEY NOTES ON DEVIN WILLIAMS

- Intends to redshirt the 2024-25 season
- Last season, averaged 1.4 points and 0.7 rebounds in 10 games ... shot 5-for-8 from the field in 32 minutes
- Scored four points, connecting on 2 of 4 shot attempts, in seven-plus minutes off the bench in UCLA's 65-50 win at USC (Jan. 27, 2024)
- Was a four-year varsity basketball letterwinner in high school, spending his final three years at Centennial High School in Corona, Calif.
- Helped lead Centennial HS to three consecutive CIF Southern Section Open Division titles (2021, 2022, 2023)
- As a senior in high school, averaged 12.0 points and 7.0 rebounds per game ... helped Centennial to a third consecutive CIF Southern Section Open Division title
- His great uncle (Mack Calvin) was a point guard at Long Beach City College and USC before playing 11 seasons of professional basketball (seven in the ABA, four in the NBA)

DEVIN WILLIAMS' GAME-BY-GAME (2024-25)

DATE	OPP	G-GS	MIN	FG-FGA	PCT	3FG-A	PCT	FT-FTA	PCT	OR	DR	TOT	PF-DQ	A	TO	BS	S	PTS
11-04	Rider	–	DNP	–	–	–	–	–	–	–	–	–	–	–	–	–	–	–
11-08	vs. New Mexico	–	DNP	–	–	–	–	–	–	–	–	–	–	–	–	–	–	–
11-11	Boston University	–	DNP	–	–	–	–	–	–	–	–	–	–	–	–	–	–	–
11-15	Lehigh	–	DNP	–	–	–	–	–	–	–	–	–	–	–	–	–	–	–
11-20	Idaho State	–	DNP	–	–	–	–	–	–	–	–	–	–	–	–	–	–	–
11-22	Cal State Fullerton	–	DNP	–	–	–	–	–	–	–	–	–	–	–	–	–	–	–
11-26	Southern Utah	–	DNP	–	–	–	–	–	–	–	–	–	–	–	–	–	–	–
12-03	Washington	–	DNP	–	–	–	–	–	–	–	–	–	–	–	–	–	–	–
12-08	Oregon	–	DNP	–	–	–	–	–	–	–	–	–	–	–	–	–	–	–
TOTALS		–	–	–	–	–	–	–	–	–	–	–	–	–	–	–	–	–

DEVIN WILLIAMS' CAREER STATISTICS

Season	Yr.	G-GS	MIN	MPG	FG-FGA	PCT	3FG-A	PCT	FT-FTA	PCT	OR	DR	TOT	RPG	PF-DQ	A	TO	BS	S	PTS	PPG
2023-24	FR	10-0	32	3.2	5-8	.625	0-1	.000	4-7	.571	4	3	7	0.7	1-0	0	2	1	0	14	1.4
2024-25	SO	0-0	–	–	–	–	–	–	–	–	–	–	–	–	–	–	–	–	–	–	–
CAREER		10-0	32	3.2	5-8	.625	0-1	.000	4-7	.571	4	3	7	0.7	1-0	0	2	1	0	14	1.4

TEAM SUPERLATIVES (2016-17 THROUGH 2024-25)

Single-Game Bests (UCLA)

POINTS

Player	PTS	Opponent	Site	Date
Bryce Alford	37	Colorado	Boulder, Colo.	01/12/17
Kris Wilkes	34	Arizona	Pauley Pavilion	01/26/19
Aaron Holiday	34	Stanford	Las Vegas, Nev.	03/08/18
Aaron Holiday	34	USC	Galen Center	03/03/18

NOTE: last player with 33 points in a game for UCLA, **Aaron Holiday**, versus Washington State in the Bruins' 96-82 win in Pauley Pavilion on Dec. 29, 2017.

MOST POINTS IN ONE HALF

Player	PTS	Opponent	Site	Date
Jaylen Hands	27	Oregon (2nd half)	Pauley Pavilion	02/23/19
Kris Wilkes	26	Arizona (2nd half)	Pauley Pavilion	01/26/19
Isaac Hamilton	25	Arizona State (1st half)	Pauley Pavilion	01/19/17
Bryce Alford	25	Colorado (2nd half)	Boulder, Colo.	01/12/17
Aaron Holiday	23	Washington State (2nd half)	Pauley Pavilion	12/29/17

REBOUNDS

Player	REBS	Opponent	Site	Date
Jalen Hill	20	Presbyterian	Pauley Pavilion	11/19/18
Moses Brown	17	Purdue Fort Wayne	Pauley Pavilion	11/06/18
Thomas Welsh	17	Arizona	Las Vegas, Nev.	03/09/18
Thomas Welsh	17	Oregon State	Pauley Pavilion	02/15/18

ASSISTS

Player	AST	Opponent	Site	Date
Tyger Campbell	14	Arizona State	Pauley Pavilion	02/27/20
Lonzo Ball	14	Washington State	Pauley Pavilion	03/04/17
Lonzo Ball	13	UC Riverside	Pauley Pavilion	11/30/16

BLOCKS

Player	BLK	Opponent	Site	Date
Moses Brown	8	Saint Francis (Pa.)	Pauley Pavilion	11/16/18
Adem Bona	7	Arizona State	Tempe, Ariz.	01/17/24

NOTE: last player with five blocks in a game for UCLA, **Adem Bona**, versus Arizona in an 88-65 loss in Pauley Pavilion on March 7, 2024. No player during this time has tallied exactly six blocks.

STEALS

Player	STL	Opponent	Site	Date
Jaylen Clark	7	Sacramento State	Pauley Pavilion	11/07/22
Kobe Johnson	6	Cal State Fullerton	Pauley Pavilion	11/22/24
Sky Clark	6	New Mexico, Calif.	Henderson, Nev.	11/08/24

NOTE: last player with five steals in a game for UCLA, **Sebastian Mack**, against Chaminade University in the Bruins' 76-48 win in Honolulu, Hawaii, on Nov. 21, 2023.

FIELD GOALS MADE

Player	FG/ATT	Opponent	Site	Date
TJ Leaf	14/18	Washington State	Pullman, Wash.	02/01/17
Jaime Jaquez Jr.	13/17	Bellarmino	Pauley Pavilion	11/27/22

FIELD GOALS ATTEMPTED

Player	FG/ATT	Opponent	Site	Date
Aaron Holiday	12/25	Stanford	Las Vegas, Nev.	03/08/18
Johnny Juzang	9/24	Villanova	Pauley Pavilion	11/12/21

NOTE: last player with 23 attempts in a game for UCLA, **Jaime Jaquez Jr.**, shot 11-for-23 in a victory at home against Colorado on Jan. 14, 2023.

3-POINTERS MADE

Player	FG/ATT	Opponent	Site	Date
Isaac Hamilton	9/14	Arizona State	Pauley Pavilion	01/19/17
Bryce Alford	9/14	Colorado	Boulder, Colo.	01/12/17

3-POINTERS ATTEMPTED

Player	FG/ATT	Opponent	Site	Date
Bryce Alford	8/14	Washington	Pauley Pavilion	03/01/17
Isaac Hamilton	9/14	Arizona State	Pauley Pavilion	01/19/17
Bryce Alford	9/14	Colorado	Boulder, Colo.	01/12/17

MINUTES PLAYED

Player	MIN	Opponent	Site	Date
Jaime Jaquez Jr.	55	Pepperdine (3-OT)	San Diego, Calif.	11/27/20
Tyger Campbell	52	Pepperdine (3-OT)	San Diego, Calif.	11/27/20
Johnny Juzang	51	Arizona State (3-OT)	Tempe, Ariz.	02/05/22

Single-Game Bests (Opponents)

POINTS

Player	PTS	Opponent	Site	Date
De'Aaron Fox	39	Kentucky	Memphis, Tenn.	03/24/17
Jahmir Young	37	Maryland	Pauley Pavilion	12/22/23
Drew Timme	36	Gonzaga	Las Vegas, Nev.	03/23/23
Jordan Howard	35	Central Arkansas	Pauley Pavilion	11/15/17

MOST POINTS IN ONE HALF

Player	PTS	Opponent	Site	Date
Boogie Ellis	27	USC (2nd half)	Galen Center (L.A.)	01/26/23
Caleb Love	27	North Carolina (2nd half)	Philadelphia, Pa.	03/25/22
Alonzo Verge Jr.	24	Arizona State (2nd half)	Tempe, Ariz.	02/06/20
Adam Flagler	24	Presbyterian (2nd half)	Pauley Pavilion	11/19/18
De'Aaron Fox	24	Kentucky (2nd half)	Memphis, Tenn.	03/24/17

REBOUNDS

Player	REBS	Opponent	Site	Date
Zylan Cheatham	20	Arizona State	Pauley Pavilion	01/24/19
Ivan Rabb	20	California	Pauley Pavilion	01/05/17
Mouhamed Gueye	18	Washington State	Pullman, Wash.	12/30/22

ASSISTS

Player	AST	Opponent	Site	Date
Sahvir Wheeler	11	Washington	Seattle, Wash.	02/29/24
Daejon Davis	11	Stanford	Stanford, Calif.	02/16/19
Remy Martin	11	Arizona State	Pauley Pavilion	01/24/19

BLOCKS

Player	BLK	Opponent	Site	Date
Oumar Ballo	6	Arizona	Las Vegas, Nev.	03/12/22
multiple players	5	-	-	-

NOTE: last opposing player with five blocks in a game, **Braxton Meah**, of Washington in UCLA's 94-77 loss in Seattle at Alaska Airlines Arena on Feb. 29, 2024.

STEALS

Player	STL	Opponent	Site	Date
Matisse Thybulle	7	Washington	Seattle, Wash.	02/02/19
Darius McNeill	7	California	Pauley Pavilion	01/05/19
Chris Duarte	6	Oregon	Eugene, Ore.	01/26/20
Matisse Thybulle	6	Washington	Seattle, Wash.	02/04/17

FIELD GOALS MADE

Player	FG/ATT	Opponent	Site	Date
Drew Timme	16/24	Gonzaga	Las Vegas, Nev.	03/23/23
Anton Watson	14/15	Gonzaga	Honolulu, Hawaii	11/22/23
multiple players	13 made FG	-	-	-

NOTE: last opposing player with 13 made shots in a game, **Jahmir Young**, of Maryland (13-for-19) ... game was played in Pauley Pavilion on Dec. 22, 2023.

FIELD GOALS ATTEMPTED

Player	FG/ATT	Opponent	Site	Date
Colbey Ross	10/25	Pepperdine	San Diego, Calif.	11/27/20
Jordan Howard	13/25	Central Arkansas	Pauley Pavilion	11/15/17
Drew Timme	16/24	Gonzaga	Las Vegas, Nev.	03/23/23
Caleb Love	11/24	North Carolina	Philadelphia, Pa.	03/25/22
Remy Martin	11/24	Arizona State	Pauley Pavilion	02/27/20

3-POINTERS MADE

Player	FG/ATT	Opponent	Site	Date
Jordan Howard	8/15	Central Arkansas	Pauley Pavilion	11/15/17
Terrence Shannon Jr.	8/9	Illinois	Las Vegas, Nev.	11/18/22
four players	7 made 3-PT	-	-	-

NOTE: last opposing player to have made seven 3-pointers in a game was **Rob Edwards** of Arizona State (7-for-9) ... game was played in Pauley Pavilion on Feb. 27, 2020 (UCLA won, 75-72).

3-POINTERS ATTEMPTED

Player	FG/ATT	Opponent	Site	Date
Bennie Boatwright	7/17	USC	Pauley Pavilion	02/28/19
Jordan Howard	8/15	Central Arkansas	Pauley Pavilion	11/15/17

NOTE: last opposing player with 14 attempted 3-pointers in a game was **Jonah Mathews** of USC (5-for-14) ... game was played in Pauley Pavilion on Feb. 28, 2019 (UCLA won, 93-88, in overtime).

MINUTES PLAYED

Player	MIN	Opponent	Site	Date
Colbey Ross	55	Pepperdine (3-OT)	San Diego, Calif.	11/27/20
Jay Heath	48	Arizona State (3-OT)	Tempe, Ariz.	02/05/22
Kimani Lawrence	47	Arizona State (3-OT)	Tempe, Ariz.	02/05/22

2024-25 STATS AND SUPERLATIVES

Single-Game Bests (UCLA)

POINTS

Player	PTS	Opponent	Site	Date
Tyler Bilodeau	23	New Mexico	Henderson, Nev.	11/08/24
Sebastian Mack	21	Idaho State	Pauley Pavilion	11/20/24
Tyler Bilodeau	20	Idaho State	Pauley Pavilion	11/20/24
Lazar Stefanovic	19	Southern Utah	Pauley Pavilion	11/26/24

MOST POINTS IN ONE HALF

Player	PTS	Opponent	Site	Date
Eric Dailey Jr.	16	Oregon (2nd half)	Eugene, Ore.	12/08/24
Tyler Bilodeau	14	New Mexico (2nd half)	Henderson, Nev.	11/08/24
Lazar Stefanovic	13	Southern Utah (1st half)	Pauley Pavilion	11/26/24

REBOUNDS

Player	REBS	Opponent	Site	Date
Tyler Bilodeau	15	New Mexico	Henderson, Nev.	11/08/24
Eric Dailey Jr.	10	Lehigh	Pauley Pavilion	11/15/24

ASSISTS

Player	AST	Opponent	Site	Date
Sky Clark	7	Rider	Pauley Pavilion	11/04/24
Dylan Andrews	6	Rider	Pauley Pavilion	11/02/24

BLOCKS

Player	BLK	Opponent	Site	Date
Aday Mara	3	Southern Utah	Pauley Pavilion	11/26/24
William Kyle III	3	Rider	Pauley Pavilion	11/04/24
Aday Mara	3	Rider	Pauley Pavilion	11/04/24

STEALS

Player	STL	Opponent	Site	Date
Kobe Johnson	6	Cal State Fullerton	Pauley Pavilion	11/22/24
SKyy Clark	6	New Mexico	Henderson, Nev.	11/08/24

FIELD GOALS MADE

Player	FG/ATT	Opponent	Site	Date
Tyler Bilodeau	9/16	Rider	Pauley Pavilion	11/04/24
Lazar Stefanovic	8/12	Southern Utah	Pauley Pavilion	11/26/24
Tyler Bilodeau	8/14	Idaho State	Pauley Pavilion	11/20/24
Tyler Bilodeau	8/20	New Mexico	Henderson, Nev.	11/08/24

FIELD GOALS ATTEMPTED

Player	FG/ATT	Opponent	Site	Date
Tyler Bilodeau	8/20	New Mexico	Henderson, Nev.	11/08/24
Tyler Bilodeau	9/16	Rider	Pauley Pavilion	11/04/24

3-POINTERS MADE

Player	FG/ATT	Opponent	Site	Date
Tyler Bilodeau	4/4	Idaho State	Pauley Pavilion	11/20/24
Eric Dailey Jr.	3/4	Oregon	Eugene, Ore.	12/08/24
Kobe Johnson	3/5	Oregon	Eugene, Ore.	12/08/24
Lazar Stefanovic	3/3	Southern Utah	Pauley Pavilion	11/26/24
Lazar Stefanovic	3/3	Boston University	Pauley Pavilion	11/11/24

3-POINTERS ATTEMPTED

Player	FG/ATT	Opponent	Site	Date
Tyler Bilodeau	2/7	New Mexico	Henderson, Nev.	11/08/24
Dylan Andrews	2/7	Rider	Pauley Pavilion	11/04/24

MINUTES PLAYED

Player	MIN	Opponent	Site	Date
Tyler Bilodeau	34:48	Oregon	Eugene, Ore.	12/08/24
Tyler Bilodeau	33:18	New Mexico	Henderson, Nev.	11/08/24
Kobe Johnson	32:42	Cal State Fullerton	Pauley Pavilion	11/22/24
Kobe Johnson	30:14	Rider	Pauley Pavilion	11/04/24
Tyler Bilodeau	30:07	Idaho State	Pauley Pavilion	11/20/24
Tyler Bilodeau	30:03	Washington	Pauley Pavilion	12/03/24

Single-Game Bests (Opponents)

POINTS

Player	PTS	Opponent	Site	Date
Keith Higgins Jr.	18	Lehigh	Pauley Pavilion	11/15/24
Donovan Dent	17	New Mexico	Henderson, Nev.	11/08/24
Isaiah Griffin	16	Idaho State	Pauley Pavilion	11/20/24
T.J. Weeks Jr.	15	Rider	Pauley Pavilion	11/04/24

MOST POINTS IN ONE HALF

Player	PTS	Opponent	Site	Date
Nate Bittle	14	Oregon (1st half)	Eugene, Ore.	12/08/24
Nelly Joseph	14	New Mexico (1st half)	Henderson, Nev.	11/08/24
Isaiah Griffin	12	Idaho State (1st half)	Pauley Pavilion	11/20/24

REBOUNDS

Player	REBS	Opponent	Site	Date
Nelly Joseph	12	New Mexico	Henderson, Nev.	11/08/24
Tyler Harris	11	Washington	Pauley Pavilion	12/03/24
Nate Bittle	10	Oregon	Eugene, Ore.	12/08/24

ASSISTS

Player	AST	Opponent	Site	Date
Donovan Dent	8	New Mexico	Henderson, Nev.	11/08/24
Nate Bittle	4	Oregon	Eugene, Ore.	12/08/24
Great Osobor	4	Washington	Pauley Pavilion	12/03/24
Andrew Young	4	Rider	Pauley Pavilion	11/04/24

BLOCKS

Player	BLK	Opponent	Site	Date
Nate Bittle	2	Oregon	Eugene, Ore.	12/08/24
Brock Felder	2	Southern Utah	Pauley Pavilion	11/26/24
Mustapha Amzil	2	New Mexico	Henderson, Nev.	11/08/24

STEALS

Player	STL	Opponent	Site	Date
Tru Washington	5	New Mexico	Henderson, Nev.	11/08/24
Nate Bittle	3	Oregon	Eugene, Ore.	12/08/24
Jadrian Tracey	3	Oregon	Eugene, Ore.	12/08/24
CJ Noland	3	New Mexico	Henderson, Nev.	11/08/24

FIELD GOALS MADE

Player	FG/ATT	Opponent	Site	Date
Nate Bittle	8/13	Oregon	Eugene, Ore.	12/08/24
Donovan Dent	8/13	New Mexico	Henderson, Nev.	11/08/24
Keith Higgins Jr.	6/17	Lehigh	Pauley Pavilion	11/15/24

FIELD GOALS ATTEMPTED

Player	FG/ATT	Opponent	Site	Date
Keith Higgins Jr.	6/17	Lehigh	Pauley Pavilion	11/15/24
Keeshawn Barthelemy	5/14	Oregon	Eugene, Ore.	12/08/24

3-POINTERS MADE

Player	FG/ATT	Opponent	Site	Date
T.J. Weeks Jr.	4/7	Rider	Pauley Pavilion	11/04/24
Jackson Shelstad	3/4	Oregon	Eugene, Ore.	12/08/24
AJ Burgin	3/6	Idaho State	Pauley Pavilion	11/20/24
Isaiah Griffin	3/6	Idaho State	Pauley Pavilion	11/20/24

3-POINTERS ATTEMPTED

Player	FG/ATT	Opponent	Site	Date
T.J. Weeks Jr.	4/7	Rider	Pauley Pavilion	11/04/24

NOTE: an opposing player has attempted six 3-pointers five times this season.

MINUTES PLAYED

Player	MIN	Opponent	Site	Date
Great Osobor	36:45	Washington	Pauley Pavilion	12/03/24
Jackson Shelstad	35:10	Oregon	Eugene, Ore.	12/08/24
Keith Higgins Jr.	34:14	Lehigh	Pauley Pavilion	11/15/24
Donovan Dent	34:04	New Mexico	Henderson, Nev.	11/08/24
Tyler Harris	33:01	Washington	Pauley Pavilion	12/03/24

2024-25 POINTS-REBOUNDS-ASSISTS

DATE	OPPONENT	0 KOBE JOHNSON	1 TRENT PERRY	2 DYLAN ANDREWS	3 ERIC DAILEY JR.	5 BRANDON WILLIAMS	7 CHRISTIAN HORRY	8 DOMINICK HARRIS	10 LAZAR STEFANOVIC	12 SEBASTIAN MACK
Nov. 4	Rider	12-8-3	6-3-1	14-1-6	9-8-2	DNP	DNP	0-4-0	6-1-0	12-2-1
Nov. 8	vs. New Mexico	7-4-5	8-3-2	4-0-2	5-3-1	DNP	DNP	DNP	2-3-0	2-0-2
Nov. 11	Boston University	6-4-4	3-4-1	DNP	13-5-2	DNP	DNP	0-0-0	13-0-1	12-0-2
Nov. 15	Lehigh	2-8-4	2-4-0	DNP	17-10-2	DNP	DNP	3-1-0	2-1-2	10-3-2
Nov. 20	Idaho State	7-2-1	8-0-1	3-1-4	16-7-0	DNP	DNP	0-0-0	0-2-2	21-0-2
Nov. 22	Cal State Fullerton	12-6-5	10-2-2	8-1-4	11-3-2	DNP	DNP	2-0-0	0-0-0	4-1-1
Nov. 26	Southern Utah	4-6-4	9-5-5	11-1-3	15-2-1	DNP	DNP	2-0-0	19-5-0	8-2-2
Dec. 3	Washington*	3-3-2	0-0-0	12-1-2	6-4-1	DNP	DNP	DNP	5-3-0	16-5-3
Dec. 8	at Oregon*	11-5-1	0-0-0	10-1-1	19-5-1	DNP	DNP	DNP	8-2-0	10-1-3

* Big Ten Conference game

DATE	OPPONENT	13 ERIC FRENEY	15 ADAY MARA	21 EVAN MANJIKIAN	22 DEVIN WILLIAMS	24 WILLIAM KYLE III	30 JACK SEIDLER	34 TYLER BILODEAU	55 SKYY CLARK
Nov. 4	Rider	DNP	5-2-1	DNP	DNP	0-5-0	DNP	18-6-0	3-1-7
Nov. 8	vs. New Mexico	DNP	0-0-0	DNP	DNP	6-4-0	DNP	23-15-0	7-0-1
Nov. 11	Boston University	DNP	7-7-0	DNP	DNP	7-6-3	0-0-0	6-3-1	4-6-3
Nov. 15	Lehigh	DNP	16-6-0	DNP	DNP	4-2-1	0-0-0	15-5-1	9-1-2
Nov. 20	Idaho State	DNP	0-1-0	DNP	DNP	6-4-2	DNP	20-4-2	3-2-2
Nov. 22	Cal State Fullerton	DNP	10-5-2	DNP	DNP	8-1-1	DNP	11-4-2	4-4-3
Nov. 26	Southern Utah	DNP	6-8-3	DNP	DNP	4-3-1	2-0-0	4-3-0	4-1-2
Dec. 3	Washington*	DNP	4-5-0	DNP	DNP	1-1-2	DNP	16-9-2	6-2-1
Dec. 8	at Oregon*	DNP	2-0-0	DNP	DNP	2-2-1	DNP	7-4-2	4-3-1

* Big Ten Conference game

2024-25 MINUTES PER GAME

DATE	OPPONENT	0 KOBE JOHNSON	1 TRENT PERRY	2 DYLAN ANDREWS	3 ERIC DAILEY JR.	5 BRANDON WILLIAMS	7 CHRISTIAN HORRY	8 DOMINICK HARRIS	10 LAZAR STEFANOVIC	12 SEBASTIAN MACK
Nov. 4	Rider	30:14	12:07	26:33	20:58	DNP	DNP	6:36	17:03	23:57
Nov. 8	vs. New Mexico	26:08	22:51	30:00	15:01	DNP	DNP	DNP	14:32	9:36
Nov. 11	Boston University	25:42	19:44	DNP	22:55	DNP	DNP	15:15	17:53	20:10
Nov. 15	Lehigh	23:39	24:07	DNP	25:56	DNP	DNP	16:24	17:02	24:00
Nov. 20	Idaho State	15:04	15:51	12:20	28:24	DNP	DNP	3:17	22:47	27:56
Nov. 22	Cal State Fullerton	32:42	12:16	22:37	23:10	DNP	DNP	5:45	7:18	19:34
Nov. 26	Southern Utah	20:41	23:10	14:47	16:09	DNP	DNP	12:44	26:08	14:27
Dec. 3	Washington*	25:14	2:05	29:12	25:36	DNP	DNP	DNP	17:58	26:05
Dec. 8	at Oregon*	21:04	3:37	30:38	22:59	DNP	DNP	DNP	18:04	25:04

* Big Ten Conference game

DATE	OPPONENT	13 ERIC FRENEY	15 ADAY MARA	21 EVAN MANJIKIAN	22 DEVIN WILLIAMS	24 WILLIAM KYLE III	30 JACK SEIDLER	34 TYLER BILODEAU	55 SKYY CLARK
Nov. 4	Rider	DNP	9:46	DNP	DNP	11:11	DNP	21:33	20:02
Nov. 8	vs. New Mexico	DNP	4:34	DNP	DNP	14:54	DNP	33:18	29:06
Nov. 11	Boston University	DNP	10:43	DNP	DNP	14:14	1:31	25:53	26:00
Nov. 15	Lehigh	DNP	12:49	DNP	DNP	13:17	4:16	18:35	19:55
Nov. 20	Idaho State	DNP	1:56	DNP	DNP	16:39	DNP	30:07	25:39
Nov. 22	Cal State Fullerton	DNP	13:34	DNP	DNP	14:17	DNP	24:41	24:06
Nov. 26	Southern Utah	DNP	18:00	DNP	DNP	16:59	2:05	16:10	18:40
Dec. 3	Washington*	DNP	13:46	DNP	DNP	8:28	DNP	30:03	21:33
Dec. 8	at Oregon*	DNP	6:42	DNP	DNP	9:07	DNP	34:48	27:57

* Big Ten Conference game

NOTE: Bold number in a column reflects that player's season high.

2024-25 STARTING LINEUPS & STAT LEADERS

STARTING LINEUPS

DATE	OPPONENT	W/L	SCORE					
11/04/24	Rider	W	85-50	Dylan Andrews	Sky Clark	Kobe Johnson	Eric Dailey Jr.	Tyler Bilodeau
11/08/24	vs. New Mexico ¹	L	64-72	Dylan Andrews	Sky Clark	Kobe Johnson	Eric Dailey Jr.	Tyler Bilodeau
11/11/24	Boston University	W	71-40	Sky Clark	Lazar Stefanovic	Kobe Johnson	Eric Dailey Jr.	Tyler Bilodeau
11/15/24	Lehigh	W	85-45	Sky Clark	Lazar Stefanovic	Kobe Johnson	Eric Dailey Jr.	Tyler Bilodeau
11/20/24	Idaho State	W	84-70	Sky Clark	Lazar Stefanovic	Kobe Johnson	Eric Dailey Jr.	Tyler Bilodeau
11/22/24	Cal State Fullerton	W	80-47	Dylan Andrews	Sky Clark	Kobe Johnson	Eric Dailey Jr.	Tyler Bilodeau
11/26/24	Southern Utah	W	88-43	Dylan Andrews	Sky Clark	Kobe Johnson	Eric Dailey Jr.	Tyler Bilodeau
12/03/24	Washington*	W	69-58	Dylan Andrews	Sky Clark	Kobe Johnson	Eric Dailey Jr.	Tyler Bilodeau
12/08/24	at Oregon*	W	73-71	Dylan Andrews	Sky Clark	Kobe Johnson	Eric Dailey Jr.	Tyler Bilodeau
12/14/24	vs. Arizona ²							
12/17/24	Prairie View A&M							
12/21/24	vs. North Carolina ³							
12/28/24	vs. Gonzaga ⁴							
01/04/25	at Nebraska*							
01/07/25	Michigan*							
01/10/25	at Maryland*							
01/13/25	at Rutgers*							
01/17/25	Iowa*							
01/21/25	Wisconsin*							
01/24/25	at Washington*							
01/27/25	at USC*							
01/30/25	Oregon*							
02/04/25	Michigan State*							
02/08/25	Penn State*							
02/11/25	at Illinois*							
02/14/25	at Indiana*							
02/18/25	Minnesota*							
02/23/25	Ohio State*							
02/28/25	at Purdue*							
03/03/25	at Northwestern*							
03/08/25	USC*							

¹ at Lee's Family Forum (Henderson, Nev.)

² at Footprint Center (Phoenix, Ariz.)

³ CBS Sports Classic, at Madison Square Garden (New York, N.Y.)

⁴ at Intuit Dome (Los Angeles, Calif.)

* Big Ten Conference game

STATISTICAL LEADERS

DATE	OPPONENT	W/L	SCORE	POINTS	REBOUNDS	ASSISTS	STEALS	BLOCKS
11/04/24	Rider	W	85-50	T. Bilodeau 18	Dailey Jr., Johnson 8	S. Clark 7	Bilodeau, Johnson 2	Kyle III, Mara 3
11/08/24	vs. New Mexico ¹	L	64-72	T. Bilodeau 23	T. Bilodeau 15	K. Johnson 5	S. Clark 6	W. Kyle III 2
11/11/24	Boston University	W	71-40	Dailey Jr., Stefanovic 13	A. Mara 7	K. Johnson 4	K. Johnson 4	Kyle III, Mara 1
11/15/24	Lehigh	W	85-45	E. Dailey Jr. 17	E. Dailey Jr. 10	K. Johnson 4	K. Johnson 2	none -
11/20/24	Idaho State	W	84-70	S. Mack 21	E. Dailey Jr. 7	D. Andrews 4	S. Clark 3	none -
11/22/24	Cal State Fullerton	W	80-47	K. Johnson 20	K. Johnson 6	K. Johnson 5	K. Johnson 6	A. Mara 2
11/26/24	Southern Utah	W	88-43	E. Dailey Jr. 15	A. Mara 8	T. Perry 5	S. Clark, T. Perry 3	A. Mara 3
12/03/24	Washington*	W	69-58	T. Bilodeau, S. Mack 16	T. Bilodeau 9	E. Dailey Jr. 4	T. Bilodeau 2	A. Mara 2
12/08/24	at Oregon*	W	73-71	E. Dailey Jr. 19	Dailey Jr., Johnson 5	S. Mack 3	E. Dailey Jr. 2	T. Bilodeau 1
12/14/24	vs. Arizona ²							
12/17/24	Prairie View A&M							
12/21/24	vs. North Carolina ³							
12/28/24	vs. Gonzaga ⁴							
01/04/25	at Nebraska*							
01/07/25	Michigan*							
01/10/25	at Maryland*							
01/13/25	at Rutgers*							
01/17/25	Iowa*							
01/21/25	Wisconsin*							
01/24/25	at Washington*							
01/27/25	at USC*							
01/30/25	Oregon*							
02/04/25	Michigan State*							
02/08/25	Penn State*							
02/11/25	at Illinois*							
02/14/25	at Indiana*							
02/18/25	Minnesota*							
02/23/25	Ohio State*							
02/28/25	at Purdue*							
03/03/25	at Northwestern*							
03/08/25	USC*							

¹ at Lee's Family Forum (Henderson, Nev.)

² at Footprint Center (Phoenix, Ariz.)

³ CBS Sports Classic, at Madison Square Garden (New York, N.Y.)

⁴ at Intuit Dome (Los Angeles, Calif.)

* Big Ten Conference game

UCLA'S GAME-BY-GAME TOTALS (2024-25)

Opponent	Date	Score	W/L	FG-FGA	PCT	3FG-FGA	PCT	FT-FTA	PCT	OR	DR	REB	PF	AST	TO	BLK	STL
Rider	11/04/24	85-50	W	34-65	.523	10-29	.345	7-12	.583	15	30	45	13	21	9	9	6
vs. New Mexico ¹	11/08/24	64-72	L	20-55	.364	5-23	.217	19-27	.704	14	20	34	24	13	21	3	12
Boston University	11/11/24	71-40	W	24-60	.400	5-22	.227	18-21	.857	11	25	36	15	14	15	2	14
Lehigh	11/15/24	85-45	W	31-56	.554	3-13	.231	20-26	.769	11	36	47	19	14	8	0	5
Idaho State	11/20/24	84-70	W	27-47	.574	9-14	.643	21-26	.808	8	17	25	18	16	11	0	7
Cal State Fullerton	11/22/24	80-47	W	30-60	.500	6-18	.333	14-23	.609	12	24	36	14	22	7	4	14
Southern Utah	11/26/24	88-43	W	38-80	.475	6-20	.300	6-9	.667	20	21	41	20	21	8	4	15
Washington*	12/03/24	69-58	W	25-60	.417	8-21	.381	11-22	.500	12	23	35	17	16	8	3	6
at Oregon*	12/08/24	73-71	W	28-62	.452	12-23	.522	5-7	.714	6	17	23	15	10	9	1	7
vs. Arizona ²	12/14/24																
Prairie View A&M	12/17/24																
vs. North Carolina ³	12/21/24																
vs. Gonzaga ⁴	12/28/24																
at Nebraska*	01/04/25																
Michigan*	01/07/25																
at Maryland*	01/10/25																
at Rutgers*	01/13/25																
Iowa*	01/17/25																
Wisconsin*	01/21/25																
at Washington*	01/24/25																
at USC*	01/27/25																
Oregon*	01/30/25																
Michigan State*	02/04/25																
Penn State*	02/08/25																
at Illinois*	02/11/25																
at Indiana*	02/14/25																
Minnesota*	02/18/25																
Ohio State*	02/23/25																
at Purdue*	02/28/25																
at Northwestern*	03/03/25																
USC*	03/08/25																

* Big Ten Conference game

1 played in Henderson, Nev. (at Lee's Family Forum)

2 played in Phoenix, Ariz. (at Footprint Center)

3 CBS Sports Classic, played in New York, N.Y. (at Madison Square Garden)

4 played in Los Angeles, Calif. (at Intuit Dome)

OPPONENT'S GAME-BY-GAME TOTALS (2024-25)

Opponent	Date	Score	W/L	FG-FGA	PCT	3FG-FGA	PCT	FT-FTA	PCT	OR	DR	REB	PF	AST	TO	BLK	STL
Rider	11/04/24	85-50	W	20-63	.317	5-20	.250	5-13	.385	18	20	38	17	13	13	2	6
vs. New Mexico ¹	11/08/24	64-72	L	25-49	.510	6-15	.400	16-23	.696	8	26	34	26	14	24	3	12
Boston University	11/11/24	71-40	W	14-46	.304	6-24	.250	6-9	.667	7	21	28	23	10	28	1	9
Lehigh	11/15/24	85-45	W	15-51	.294	6-24	.250	9-15	.600	4	14	18	20	7	11	0	2
Idaho State	11/20/24	84-70	W	24-54	.444	11-33	.333	11-14	.786	10	13	23	21	12	12	1	6
Cal State Fullerton	11/22/24	80-47	W	15-52	.288	5-24	.208	12-13	.923	13	26	39	19	10	21	0	6
Southern Utah	11/26/24	88-43	W	14-40	.350	4-16	.250	11-15	.733	7	20	27	16	8	30	5	1
Washington*	12/03/24	69-58	W	19-49	.388	3-16	.188	17-24	.708	10	30	40	19	12	12	1	6
at Oregon*	12/08/24	73-71	W	26-55	.473	9-21	.429	10-14	.714	9	24	33	11	15	13	5	6
vs. Arizona ²	12/14/24																
Prairie View A&M	12/17/24																
vs. North Carolina ³	12/21/24																
vs. Gonzaga ⁴	12/28/24																
at Nebraska*	01/04/25																
Michigan*	01/07/25																
at Maryland*	01/10/25																
at Rutgers*	01/13/25																
Iowa*	01/17/25																
Wisconsin*	01/21/25																
at Washington*	01/24/25																
at USC*	01/27/25																
Oregon*	01/30/25																
Michigan State*	02/04/25																
Penn State*	02/08/25																
at Illinois*	02/11/25																
at Indiana*	02/14/25																
Minnesota*	02/18/25																
Ohio State*	02/23/25																
at Purdue*	02/28/25																
at Northwestern*	03/03/25																
USC*	03/08/25																

* Big Ten Conference game

1 played in Henderson, Nev. (at Lee's Family Forum)

2 played in Phoenix, Ariz. (at Footprint Center)

3 CBS Sports Classic, played in New York, N.Y. (at Madison Square Garden)

4 played in Los Angeles, Calif. (at Intuit Dome)

UCLA's SEASON/CAREER STATS

2024-25 ROSTER

Summary

Player	Season Statistics										Career Statistics									
	GP-GS	MIN/G	FG%	3FG%	FT%	R/G	A/G	STL	BLK	PTS/G	GP-GS	MIN/G	FG%	3FG%	FT%	R/G	A/G	STL	BLK	PTS/G
ANDREWS, Dylan	7-6	23.7	.481	.385	.000	0.9	3.1	1	0	8.9	75-38	22.5	.411	.330	.768	1.5	2.3	39	4	7.9
BILODEAU, Tyler	9-9	26.1	.471	.385	.667	5.9	1.1	10	5	13.3	73-54	24.9	.499	.340	.788	4.9	0.9	40	29	11.0
CLARK, Skyy	9-9	23.7	.340	.273	.750	2.2	2.4	18	1	4.9	51-49	28.5	.404	.340	.761	3.1	2.7	55	7	10.2
DAILEY JR., Eric	9-9	22.3	.592	.474	.750	5.2	1.7	13	2	12.3	41-25	22.3	.519	.368	.632	4.9	1.6	37	6	10.0
HARRIS, Dominick	6-0	10.0	.111	.071	1.000	0.8	0.0	3	0	1.2	68-13	14.4	.409	.404	.772	1.6	0.6	18	3	6.5
JOHNSON, Kobe	9-9	24.5	.436	.304	.688	5.1	3.2	19	0	7.3	100-66	23.4	.425	.327	.780	3.8	2.4	175	44	7.4
KYLE III, William	9-0	13.2	.625	.000	.421	3.1	0.9	2	7	4.2	76-49	24.7	.591	.000	.589	5.4	1.3	24	100	10.3
MACK, Sebastian	9-0	21.2	.435	.286	.804	1.6	2.0	8	0	10.6	42-30	25.6	.395	.283	.743	3.1	1.7	52	2	11.8
MARA, Aday	9-0	10.2	.656	.000	.533	3.8	0.7	2	11	5.6	37-8	9.7	.500	.000	.644	2.4	0.6	4	31	4.0
PERRY, Trent	9-0	15.1	.405	.400	.765	2.3	1.3	6	0	5.4	9-0	15.1	.405	.400	.765	2.3	1.3	6	0	5.4
SEIDLER, Jack	3-0	2.6	.500	.000	.000	0.0	0.0	0	0	0.7	3-0	2.6	.500	.000	.000	0.0	0.0	0	0	0.7
STEFANOVIC, Lazar	9-3	17.6	.488	.478	1.000	1.9	0.6	4	0	6.1	105-69	28.4	.379	.363	.862	3.8	1.8	86	9	9.5

Scoring

Player	Season Statistics								Career Statistics							
	FG-FGA	FG%	3FG-3FGA	3FG%	FT-FTA	FT%	PTS	PTS/G	FG-FGA	FG%	3FG-3FGA	3FG%	FT-FTA	FT%	PTS	PTS/G
ANDREWS, Dylan	26-54	.481	10-26	.385	0-1	.000	62	8.9	225-548	.411	70-212	.330	73-95	.768	593	7.9
BILODEAU, Tyler	48-102	.471	10-26	.385	14-21	.667	120	13.3	303-607	.499	52-153	.340	145-184	.788	803	11.0
CLARK, Skyy	16-47	.340	6-22	.273	6-8	.750	44	4.9	173-428	.404	68-200	.340	105-138	.761	519	10.2
DAILEY JR., Eric	42-71	.592	9-19	.474	18-24	.750	111	12.3	154-297	.519	28-76	.368	74-117	.632	410	10.0
HARRIS, Dominick	2-18	.111	1-14	.071	2-2	1.000	7	1.2	144-352	.409	78-193	.404	78-101	.772	444	6.5
JOHNSON, Kobe	24-55	.436	7-23	.304	11-16	.688	66	7.3	262-617	.425	82-251	.327	131-168	.780	737	7.4
KYLE III, William	15-24	.625	0-0	.000	8-19	.421	38	4.2	327-553	.591	0-1	.000	129-219	.589	783	10.3
MACK, Sebastian	27-62	.435	4-14	.286	37-46	.804	95	10.6	150-380	.395	32-113	.283	162-218	.743	494	11.8
MARA, Aday	21-32	.656	0-0	.000	8-15	.533	50	5.6	59-118	.500	0-0	.000	29-45	.644	147	4.0
PERRY, Trent	15-37	.405	6-15	.400	13-17	.765	49	5.4	15-37	.405	6-15	.400	13-17	.765	49	5.4
SEIDLER, Jack	1-2	.500	0-1	.000	0-0	.000	2	0.7	1-2	.500	0-1	.000	0-0	.000	2	0.7
STEFANOVIC, Lazar	20-41	.488	11-23	.478	4-4	1.000	55	6.1	336-886	.379	157-432	.363	169-196	.862	998	9.5

Totals

Player	Season Statistics								Career Statistics							
	O-REB	D-REB	TOTAL	PF	FO	A	TO	A/TO	O-REB	D-REB	TOTAL	PF	FO	A	TO	A/TO
ANDREWS, Dylan	2	4	6	8	0	22	14	1.6	23	93	116	104	0	174	93	1.9
BILODEAU, Tyler	18	35	53	16	0	10	10	1.0	80	279	359	196	4	67	96	0.7
CLARK, Skyy	3	17	20	19	0	22	7	3.1	17	140	157	126	3	136	122	1.1
DAILEY JR., Eric	11	36	47	20	0	15	9	1.7	59	143	202	84	1	64	44	1.5
HARRIS, Dominick	2	3	5	3	0	0	1	0.0	24	85	109	87	2	42	57	0.7
JOHNSON, Kobe	20	26	46	23	0	29	14	2.1	85	297	382	186	3	236	149	1.6
KYLE III, William	10	18	28	14	0	8	7	1.1	135	277	412	122	1	97	110	0.9
MACK, Sebastian	1	13	14	13	0	18	9	2.0	22	110	132	90	0	70	61	1.1
MARA, Aday	16	18	34	13	0	6	9	0.7	32	56	88	38	0	21	28	0.8
PERRY, Trent	6	15	21	13	0	12	6	2.0	6	15	21	13	0	12	6	2.0
SEIDLER, Jack	0	0	0	0	0	0	0	0.0	0	0	0	0	0	0	0	0.0
STEFANOVIC, Lazar	7	10	17	13	0	5	8	0.6	94	310	404	219	6	185	137	1.4

2024-25 BIG TEN STATISTICS

Big Ten Record: 2-0 Big Ten Home: 1-0 Big Ten Home: 1-0

Game Records

Record	Overall	Home	Away	Neutral
ALL GAMES	2-0	1-0	1-0	0-0
CONFERENCE	2-0	1-0	1-0	0-0
NON-CONFERENCE	0-0	0-0	0-0	0-0

Score by Periods

Team	1st	2nd	OT	TOT
UCLA	62	80	0	142
Opponents	58	71	0	129

Team Box Score

No.	Player				Total		3-Point		F-Throw		Rebounds											
		GP-GS	MIN	AVG	FG-FGA	FG%	3FG-3FGA	3FG%	FT-FTA	FT%	OFF	DEF	TOT	AVG	PF	DQ	A	TO	BLK	STL	PTS	AVG
12	MACK, Sebastian	2-0	51:09	25.6	9-25	.360	1-4	.250	7-12	.583	1	5	6	3.0	1	0	6	2	0	2	26	13.0
3	DAILEY JR., Eric	2-2	48:35	24.3	10-15	.667	3-5	.600	2-3	.667	3	6	9	4.5	4	0	5	1	0	3	25	12.5
34	BILODEAU, Tyler	2-2	64:51	32.4	9-19	.474	2-4	.500	3-4	.750	2	11	13	6.5	5	0	4	2	1	3	23	11.5
2	ANDREWS, Dylan	2-2	59:50	29.9	9-19	.474	4-7	.571	0-1	.000	0	2	2	1.0	2	0	3	5	0	0	22	11.0
0	JOHNSON, Kobe	2-2	46:18	23.2	5-14	.357	4-10	.400	0-1	.000	5	3	8	4.0	7	0	3	1	0	1	14	7.0
10	STEFANOVIC, Lazar	2-0	36:02	18.0	4-10	.400	3-6	.500	2-2	1.000	1	4	5	2.5	1	0	0	2	0	1	13	6.5
55	CLARK, Skyy	2-2	49:30	24.8	3-13	.231	3-8	.375	1-2	.500	1	4	5	2.5	5	0	2	0	0	1	10	5.0
15	MARA, Aday	2-0	20:28	10.2	3-3	1.000	0-0	.000	0-0	.000	2	3	5	2.5	2	0	0	0	2	1	6	3.0
24	KYLE III, William	2-0	17:35	8.8	1-2	.500	0-0	.000	1-4	.250	2	1	3	1.5	4	0	3	1	1	1	3	1.5
1	PERRY, Trent	2-0	05:42	2.9	0-2	.000	0-0	.000	0-0	.000	0	0	0	0.0	1	0	0	1	0	0	0	0.0
Team											1	1	2					2				
Total		2	400		53-122	.434	20-44	.455	16-29	.552	18	40	58	29.0	32	0	26	17	4	13	142	71.0
Opponents		2	400		45-104	.433	12-37	.324	27-38	.711	19	54	73	36.5	30	0	27	25	6	12	129	64.5

Team Statistics

	UCLA	OPP
Scoring	142	129
Points per game	71.0	64.5
Scoring margin	+6.5	-
Field goals-att	53-122	45-104
Field goal pct	.434	.433
3 point fg-att	20-44	12-37
3-point FG pct	.455	.324
3-pt FG made per game	10.0	6.0
Free throws-att	16-29	27-38
Free throw pct	.552	.711
F-Throws made per game	8.0	13.5
Rebounds	58	73
Rebounds per game	29.0	36.5
Rebounding margin	-7.5	-
Assists	26	27
Assists per game	13.0	13.5
Turnovers	17	25
Turnovers per game	8.5	12.5
Turnover margin	+4.0	-
Assist/turnover ratio	1.5	1.1
Steals	13	12
Steals per game	6.5	6.0
Blocks	4	6
Blocks per game	2.0	3.0
Winning streak	2	-
Home win streak	1	-
Attendance	6089	8133
Home games-Avg/Game	1-6089	1-8133
Neutral site-Avg/Game	-	0-0

Team Results

Date	Opponent		Score	Att.
12/03/2024	Washington	W	69-58	6089
12/08/2024	at Oregon	W	73-71	8133

2024-25 OVERALL STATISTICS

Overall: 8-1 Home: 7-0 Away: 1-0 Neutral: 0-1 Big Ten: 2-0

Game Records

Record	Overall	Home	Away	Neutral
ALL GAMES	8-1	7-0	1-0	0-1
CONFERENCE	2-0	1-0	1-0	0-0
NON-CONFERENCE	6-1	6-0	0-0	0-1

Score by Periods

Team	1st	2nd	OT	TOT
UCLA	339	360	0	699
Opponents	232	264	0	496

Team Box Score

No.	Player	Total			3-Point			F-Throw		Rebounds				Other								
		GP-GS	MIN	AVG	FG-FGA	FG%	3FG-3FGA	3FG%	FT-FTA	FT%	OFF	DEF	TOT	AVG	PF	DQ	A	TO	BLK	STL	PTS	AVG
34	BILODEAU, Tyler	9-9	235:08	26.1	48-102	.471	10-26	.385	14-21	.667	18	35	53	5.9	16	0	10	10	5	10	120	13.3
3	DAILEY JR., Eric	9-9	201:08	22.3	42-71	.592	9-19	.474	18-24	.750	11	36	47	5.2	20	0	15	9	2	13	111	12.3
12	MACK, Sebastian	9-0	190:49	21.2	27-62	.435	4-14	.286	37-46	.804	1	13	14	1.6	13	0	18	9	0	8	95	10.6
2	ANDREWS, Dylan	7-6	166:07	23.7	26-54	.481	10-26	.385	0-1	.000	2	4	6	0.9	8	0	22	14	0	1	62	8.9
0	JOHNSON, Kobe	9-9	220:28	24.5	24-55	.436	7-23	.304	11-16	.688	20	26	46	5.1	23	0	29	14	0	19	66	7.3
10	STEFANOVIC, Lazar	9-3	158:45	17.6	20-41	.488	11-23	.478	4-4	1.000	7	10	17	1.9	13	0	5	8	0	4	55	6.1
15	MARA, Aday	9-0	91:50	10.2	21-32	.656	0-0	.000	8-15	.533	16	18	34	3.8	13	0	6	9	11	2	50	5.6
1	PERRY, Trent	9-0	135:48	15.1	15-37	.405	6-15	.400	13-17	.765	6	15	21	2.3	13	0	12	6	0	6	49	5.4
55	CLARK, Skyy	9-9	212:58	23.7	16-47	.340	6-22	.273	6-8	.750	3	17	20	2.2	19	0	22	7	1	18	44	4.9
24	KYLE III, William	9-0	119:05	13.2	15-24	.625	0-0	.000	8-19	.421	10	18	28	3.1	14	0	8	7	7	2	38	4.2
8	HARRIS, Dominick	6-0	60:01	10.0	2-18	.111	1-14	.071	2-2	1.000	2	3	5	0.8	3	0	0	1	0	3	7	1.2
30	SEIDLER, Jack	3-0	07:52	2.6	1-2	.500	0-1	.000	0-0	.000	0	0	0	0.0	0	0	0	0	0	0	2	0.7
Team											13	18	31					2				
Total		9	1800		257-545	.472	64-183	.350	121-173	.699	109	213	322	35.8	155	0	147	96	26	86	699	77.7
Opponents		9	1800		172-459	.375	55-193	.285	97-140	.693	86	194	280	31.1	171	3	101	164	18	54	496	55.1

Team Statistics

	UCLA	OPP
Scoring	699	496
Points per game	77.7	55.1
Scoring margin	+22.6	-
Field goals-att	257-545	172-459
Field goal pct	.472	.375
3 point fg-att	64-183	55-193
3-point FG pct	.350	.285
3-pt FG made per game	7.1	6.1
Free throws-att	121-173	97-140
Free throw pct	.699	.693
F-Throws made per game	13.4	10.8
Rebounds	322	280
Rebounds per game	35.8	31.1
Rebounding margin	+4.7	-
Assists	147	101
Assists per game	16.3	11.2
Turnovers	96	164
Turnovers per game	10.7	18.2
Turnover margin	+7.6	-
Assist/turnover ratio	1.5	0.6
Steals	86	54
Steals per game	9.6	6.0
Blocks	26	18
Blocks per game	2.9	2.0
Winning streak	7	-
Home win streak	7	-
Attendance	33618	8133
Home games-Avg/Game	7-4803	1-8133
Neutral site-Avg/Game	-	1-1497

Team Results

Date	Opponent		Score	Att.
11/04/2024	Rider	W	85-50	4489
11/08/2024	vs New Mexico	L	64-72	1497
11/11/2024	Boston U.	W	71-40	5108
11/15/2024	Lehigh	W	85-45	4484
11/20/2024	Idaho St.	W	84-70	4059
11/22/2024	Cal St. Fullerton	W	80-47	5078
11/26/2024	Southern Utah	W	88-43	4311
12/03/2024	Washington	W	69-58	6089
12/08/2024	at Oregon	W	73-71	8133