



UCLA MEN'S BASKETBALL

UCLA Athletic Communications / J.D. Morgan Center / 325 Westwood Plaza / Los Angeles, CA 90095
Men's Basketball Contact: Alex Timiraos / atimiraos@athletics.ucla.edu / o: (310) 206-0524

UCLA'S TOP SCORERS

No.	Player	GP	GS	MPG	RPG	APG	PPG
34	Tyler Bilodeau	2	2	27.4	10.5	0.0	20.5
0	Kobe Johnson	2	2	28.2	6.0	4.0	9.5
2	Dylan Andrews	2	2	28.3	0.5	4.0	9.0

2024-25 SCHEDULE

October

Wed.	30	Cal State L.A. (exhibition)	B1G+	W	100-64
------	----	-----------------------------	------	---	--------

November

Mon.	4	Rider	FS1	W	85-50
Fri.	8	vs. New Mexico ¹	CBS-SN	L	64-72
Mon.	11	Boston University	BTN		7 p.m.
Fri.	15	Lehigh	B1G+		7 p.m.
Wed.	20	Idaho State ²	BTN		8 p.m.
Fri.	22	Cal State Fullerton ²	BTN		7 p.m.
Tue.	26	Southern Utah	BTN		7 p.m.

December

Tue.	3	Washington*	FS1		7:30 p.m.
Sun.	8	at Oregon*	BTN		3 p.m.
Sat.	14	vs. (10) Arizona ³	ESPN2		1 p.m. (MT)
Tue.	17	Prairie View A&M	BTN		6:30 p.m.
Sat.	21	vs. (9) North Carolina ⁴	CBS		3 p.m. (ET)
Sat.	28	vs. (6) Gonzaga ⁵	FOX		1 or 5 p.m.

January

Sat.	4	at Nebraska*	FOX		1 p.m. (CT)
Tue.	7	Michigan*	Peacock		7 p.m.
Fri.	10	at Maryland*	FOX		8 p.m. (ET)
Mon.	13	at (25) Rutgers*	FS1		6:30 p.m. (ET)
Fri.	17	Iowa*	FS1		6 p.m.
Tue.	21	Wisconsin*	FS1		6:30 p.m.
Fri.	24	at Washington*	FS1		8 p.m.
Mon.	27	at USC*	FS1		7 p.m.
Thu.	30	Oregon*	FS1		7:30 p.m.

February

Tue.	4	Michigan State*	Peacock		7 p.m.
Sat.	8	Penn State*	BTN		1 p.m.
Tue.	11	at Illinois*	Peacock		7 p.m. (CT)
Fri.	14	at (17) Indiana*	FOX		8 p.m. (ET)
Tue.	18	Minnesota*	FS1		7:30 p.m.
Sun.	23	Ohio State*	CBS		12:45 p.m.
Fri.	28	at Purdue*	FOX		8 p.m. (ET)

March

Mon.	3	at Northwestern*	FS1		8 p.m. (CT)
Sat.	8	USC*	FOX or FS1		3 or 5 p.m.

Postseason Schedule

March 12-16	Big Ten Tournament ⁶	Indianapolis, Ind.
March 18-19	NCAA First Four	Dayton, Ohio
March 20-23	NCAA First, Second Rounds	TBD
March 27-30	NCAA Regional	TBD
April 5 and 7	NCAA Final Four ⁷	San Antonio, Texas

* Big Ten Conference games
rankings in parenthesis, from the weekly AP poll

- 1 at Lee's Family Forum (Henderson, Nev.)
- 2 Bruin Classic, hosted in Pauley Pavilion
- 3 at Footprint Center (Phoenix, Ariz.)
- 4 CBS Sports Classic, at Madison Square Garden (New York, N.Y.)
- 5 at Intuit Dome (Los Angeles, Calif.)
- 6 Big Ten Tournament, at Gainbridge Fieldhouse (Indianapolis, Ind.)
- 7 NCAA Final Four, at the Alamodome (San Antonio, Texas)

UCLA ON SOCIAL MEDIA

Men's Basketball on X:	@UCLAMBB
Men's Basketball Instagram:	@UCLAMBB
Men's Basketball Facebook:	/UCLAMensBasketball
UCLA Athletics on X:	@UCLAathletics
UCLA Athletics Instagram:	@UCLAathletics
UCLA Athletics Facebook:	/UCLAathletics

#GoBruins

Boston University Terriers (0-2) at UCLA Bruins (1-1)

Monday, Nov. 11 – 7 p.m. (PT)
Los Angeles, Calif. (Pauley Pavilion presented by Wescom)

GAME INFORMATION

Venue:	Pauley Pavilion presented by Wescom
Capacity:	13,800
Tipoff Time:	7:07 p.m. (PT)
Television:	Big Ten Network
TV Talent:	Guy Haberman (play-by-play), Don MacLean (analyst)
Radio (UCLA Audio Network):	AM 1150
Radio Talent:	Josh Lewin (play-by-play), Tracy Murray (analyst)
SIRIUS XM:	Ch. 84



at



0-2

1-1

UCLA leads the all-time series against Boston University, 2-0.
These two programs last faced off on Dec. 7, 1988 at UCLA.

CATCHING UP ON THE BRUINS

- This marks the 106th basketball season at UCLA and the sixth year with head coach Mick Cronin at the helm.
- Through the first two games, junior Tyler Bilodeau has averaged 20.5 points and 10.5 rebounds per game.
- Nine UCLA players have averaged at least 10 minutes per game through the opening two contests.
- This Monday's game will mark the third all-time meeting between UCLA and Boston University (UCLA leads, 2-0).
- Most recently, the Bruins lost to New Mexico (72-64) in a neutral-site matchup in Henderson, Nev., on Friday, Nov. 8.
- The Bruins have added nine incoming players this season – six transfer students and three freshmen.
- UCLA has eight players who averaged at least 10.0 points per game last season for their college programs.
- As head coach, Mick Cronin has led UCLA to a 116-54 record, now in his sixth season with the Bruins.
- UCLA has moved into the Big Ten Conference, along with former Pac-12 programs USC, Oregon and Washington.

BRUINS VERSUS TERRIERS

UCLA's game against Boston University on Monday night will mark the third contest in the all-time series between these two schools. The Bruins twice defeated BU in the 1980s, with wins taking place in Pauley Pavilion on Dec. 12, 1981 (UCLA wins, 77-43) and on Dec. 7, 1988 (UCLA wins, 85-74). Boston University went 16-17 overall last season, compiling a 10-8 record in the Patriot League. The No. 2-seed Terriers advanced to the semifinal round of the Patriot League tournament, losing in overtime to No. 6-seed Lehigh by 84-79 margin. No. 1-seed Colgate defeated Lehigh in the title game, 74-55.

ABOUT BOSTON UNIVERSITY: The Terriers have played two games in the first week of the basketball season, losing to Northeastern, 80-72, in Boston last Monday before dropping a 74-60 decision at San Diego on Friday, Nov. 8.

20 AND 15 BENCHMARKS

Tyler Bilodeau totaled 23 points and a career-high 15 rebounds on Friday in the Bruins' 72-64 loss to New Mexico, played at Lee's Family Forum (Henderson, Nev.). Bilodeau became UCLA's first player with at least 20 points and 15 rebounds in a game since Jaime Jaquez Jr. (as a senior) had 24 points and 15 rebounds in a 76-52 win over Washington State (Feb. 4, 2023). Bilodeau made 8 of 20 shots and was 5-for-8 at the free throw line. He scored at least 20 points in five games as a sophomore last year at Oregon State, including a career-high 26 points in a Pac-12 games versus USC on Dec. 30, 2023.

THE LAST TIME OUT

UCLA dropped a 72-64 decision to New Mexico last Friday in Henderson, Nev. New Mexico raced to a 21-11 lead early in the opening half and secured a 41-30 advantage by halftime. The Lobos led by as many as 16 points (49-33) with 14:25 to play, but the Bruins brought UNM's advantage down to nine points in multiple instances. UCLA limited New Mexico to four points in the final five minutes. Tyler Bilodeau (23 points, 15 rebounds) was UCLA's only player to score in double figures, as New Mexico limited the Bruins to 36.4 percent shooting from the field and 21.7 percent from 3-point range (5-for-23).

WHO'S BACK?

The six returning contributors from last season's UCLA squad include senior Lazar Stefanovic, junior Dylan Andrews and sophomores Sebastian Mack, Aday Mara, Brandon Williams and Devin Williams. Andrews concluded the 2023-24 season as the Bruins' leader in scoring (12.9 ppg) and assists (119), while Stefanovic finished the year as the team's leading rebounder (202 rebounds, 6.1 rpg). Mack led the Bruins in free throws made (125) and free throw attempts (172), ending his freshman campaign ranking No. 5 in the Pac-12 Conference in free throw attempts.

WELCOME TO WESTWOOD

Two of the six incoming UCLA transfers competed in the Pac-12 last season – senior Kobe Johnson (USC) and junior Tyler Bilodeau (Oregon State). The other four transfers include senior guard Dominick Harris (from LMU), juniors Skyy Clark (from Louisville) and William Kyle III (from South Dakota State), and sophomore Eric Dailey Jr. (from Oklahoma State). Bilodeau (32 games), Dailey Jr. (32), Johnson (31), and Kyle III (35) each played in at least 30 games for their respective college programs last season. Clark appeared in 29 games at Louisville, while Harris saw action in 24 games with Loyola Marymount.

ON THE HORIZON

UCLA will host Lehigh University (from Bethlehem, Pa.) on Friday evening at 7 p.m. (PT). Both Boston University and Lehigh University compete in the 10-team Patriot League. The Bruins have never before faced Lehigh on the hardwood. Last season, UCLA defeated Lafayette (Lehigh's primary rival) by a 68-50 margin in the Bruins' second game of the season. Lehigh lost to Northwestern in its season opener (90-46, on Nov. 4) and dropped an 85-77 decision to Georgetown on Wednesday, Nov. 6. This week, Lehigh will play at Columbia on Tuesday before traveling West to face the Bruins.

MEDIA INFORMATION

UCLA Athletic Communications

J.D. Morgan Center, Suite 128

325 Westwood Plaza, Los Angeles, CA 90095

Men's Basketball Contact	Alex Timiraos
Cell Phone	(310) 847-9231
E-mail	atimiraos@athletics.ucla.edu
Website	www.uclabruins.com

Media Availability

UCLA's media requests and all credential inquiries are coordinated through the university's Athletic Communications Office. Coach Cronin and selected student-athletes are available during the men's basketball season on designated dates. For details about UCLA's media availability and all interview requests, please contact Alex Timiraos in the UCLA Athletic Communications Office.

Alex Timiraos' email: atimiraos@athletics.ucla.edu

Credentials

Admission to the press seating area in Pauley Pavilion presented by Wescom is through credential only. All credential requests should be made through the Athletic Communications Office at least two days in advance. Media inquiries should be sent via email to Alex Timiraos (atimiraos@athletics.ucla.edu).

QUICK FACTS

School Information

Founded	1919
Enrollment	46,676
Nickname	Bruins
Colors	Blue and Gold
Home Arena (capacity)	Pauley Pavilion (13,800)
Affiliation	NCAA Division I
Conference	Big Ten
Interim Chancellor	Darnell Hunt
Director of Athletics	Martin Jarmond
Athletic Dept. Phone	(310) 825-8699
Ticket Office Phone	(310) 825-2101

Men's Basketball History

First Season	1919-20
All-Time Record	2008-910 (.688)
NCAA Tournament Appearances	52
NCAA Final Four Appearances	19
NCAA Championships	11
Regular-Season Conference Titles	32

Team Information

2023-24 Record	16-17
2023-24 Pac-12 Record (finish)	10-10 (5th)
2023-24 Home/Road/Neutral	9-7/5-6/2-4
Lettermen Returning/Lost	7/7
Starters Returning/Lost	4/1
Newcomers in 2024-25	9
Incoming Transfers in 2024-25	6
Returning Redshirts in 2024-25	1
Head Coach	Mick Cronin (6th year at UCLA)
Coach Cronin at UCLA	116-54 (6th season)
Coach Cronin's Career Record	481-225 (22nd season)
Associate Head Coach	Darren Savino (6th season)
Assistant Coach	Rod Palmer (6th season)
Assistant Coach	Nate Georgeton (2nd season)
Assistant Coach	Nemanja "Yogi" Jovanovic (2nd season)
Assistant Coach	Brendyn Taylor (2nd season)

2024-25 UCLA NUMERICAL ROSTER

No.	Name	Yr.	Pos.	Ht.	Wt.	Hometown (Previous School)
0	Kobe Johnson	Sr.	G	6-6	200	Milwaukee, Wis. (University of Southern California)
1	Trent Perry	Fr.	G	6-4	180	West Covina, Calif. (Harvard-Westlake School)
2	Dylan Andrews	Jr.	G	6-2	180	Gardena, Calif. (Compass Prep [Arizona])
3	Eric Dailey Jr.	So.	G/F	6-8	230	Palmetto, Fla. (Oklahoma State University)
5	Brandon Williams	So.	G/F	6-7	220	Queens, N.Y. (Christ the King HS)
7	Christian Horry	Fr.	G	6-2	175	La Cañada, Calif. (Harvard-Westlake School)
8	Dominick Harris	RS Sr.	G	6-3	190	Murrieta, Calif. (Loyola Marymount University)
10	Lazar Stefanovic	Sr.	G	6-7	190	Belgrade, Serbia (University of Utah)
12	Sebastian Mack	So.	G	6-3	200	Chicago, Ill. (Coronado HS [Nevada])
13	Eric Freeny	Fr.	G	6-4	200	Corona, Calif. (Centennial HS)
15	Aday Mara	So.	C	7-3	240	Zaragoza, Spain (IES El Picarral)
21	Evan Manjikian	RS So.	F	6-8	235	Glendale, Calif. (Sierra Canyon School)
22	Devin Williams	So.	F	6-10	200	Riverside, Calif. (Centennial HS)
24	William Kyle III	Jr.	F	6-9	230	Bellevue, Neb. (South Dakota State University)
30	Jack Seidler	RS So.	G	6-4	205	Marlboro, N.J. (Marlboro HS)
34	Tyler Bilodeau	Jr.	F	6-9	230	Kennewick, Wash. (Oregon State University)
55	Sky Clark	Jr.	G	6-3	210	Los Angeles, Calif. (University of Louisville)

2024-25 UCLA ALPHABETICAL ROSTER

No.	Name	Yr.	Pos.	Ht.	Wt.	Hometown (Previous School)
2	Dylan Andrews	Jr.	G	6-2	180	Gardena, Calif. (Compass Prep [Arizona])
34	Tyler Bilodeau	Jr.	F	6-9	230	Kennewick, Wash. (Oregon State University)
55	Sky Clark	Jr.	G	6-3	210	Los Angeles, Calif. (University of Louisville)
3	Eric Dailey Jr.	So.	G/F	6-8	230	Palmetto, Fla. (Oklahoma State University)
13	Eric Freeny	Fr.	G	6-4	200	Corona, Calif. (Centennial HS)
8	Dominick Harris	RS Sr.	G	6-3	190	Murrieta, Calif. (Loyola Marymount University)
7	Christian Horry	Fr.	G	6-2	175	La Cañada, Calif. (Harvard-Westlake School)
0	Kobe Johnson	Sr.	G	6-6	200	Milwaukee, Wis. (University of Southern California)
24	William Kyle III	Jr.	F	6-9	230	Bellevue, Neb. (South Dakota State University)
12	Sebastian Mack	So.	G	6-3	200	Chicago, Ill. (Coronado HS [Nevada])
21	Evan Manjikian	RS So.	F	6-8	235	Glendale, Calif. (Sierra Canyon School)
15	Aday Mara	So.	C	7-3	240	Zaragoza, Spain (IES El Picarral)
1	Trent Perry	Fr.	G	6-4	180	West Covina, Calif. (Harvard-Westlake School)
30	Jack Seidler	RS So.	G	6-4	205	Marlboro, N.J. (Marlboro HS)
10	Lazar Stefanovic	Sr.	G	6-7	190	Belgrade, Serbia (University of Utah)
5	Brandon Williams	So.	G/F	6-7	220	Queens, N.Y. (Christ the King HS)
22	Devin Williams	So.	F	6-10	200	Riverside, Calif. (Centennial HS)

COACHING STAFF

Mick Cronin	Head Coach (6th season)	Cincinnati '97
Darren Savino	Associate Head Coach (6th season)	Jersey City College '16
Rod Palmer	Assistant Coach (6th season)	UC Irvine '90
Nate Georgeton	Assistant Coach (2nd season)	Cincinnati '19
Nemanja "Yogi" Jovanovic	Assistant Coach (2nd season)	University of Belgrade '09
Brendyn Taylor	Assistant Coach (2nd season)	USC '15

SUPPORT STAFF

Doug Erickson	Director of Administration	San Jose State '90
T.J. Wolf	Director of Player Personnel	Murray State '07
Dave Andrews	Athletic Performance Coach	Ohio State '04
Tyler Leshner	Athletic Trainer	New Mexico State '14
Charlie Ibarra	Staff Associate	Gonzaga '18

PRONUNCIATION GUIDE

Bilodeau (BILL-uh-doh)
Cronin (CRO-nen)
Freeny (FREE-nee)
Horry (OR-ee)
"Yogi" Jovanovic (YO-gee joe-VAH-no-vitch)
Leshner (LEH-shur)
Manjikian (man-JEE-kee-in)
Aday Mara (uh-DYE MAR-uh)
Savino (suh-VEE-no)
Lazar Stefanovic (LAH-zar stef-ON-no-vitch)

AP POLL
(Preseason – October 2024)

RK	TEAM	RECORD	PTS
1	Kansas (30)	0-0	1449
2	Alabama (14)	0-0	1428
3	UConn (11)	0-0	1345
4	Houston (4)	0-0	1343
5	Iowa State	0-0	1177
6	Gonzaga (1)	0-0	1157
7	Duke	0-0	1154
8	Baylor	0-0	1109
9	North Carolina	0-0	1037
10	Arizona	0-0	905
11	Auburn	0-0	901
12	Tennessee	0-0	775
13	Texas A&M	0-0	737
14	Purdue	0-0	678
15	Creighton	0-0	631
16	Arkansas	0-0	625
17	Indiana	0-0	492
18	Marquette	0-0	484
19	Texas	0-0	332
20	Cincinnati	0-0	271
21	Florida	0-0	249
22	UCLA	0-0	210
23	Kentucky	0-0	191
24	Ole Miss	0-0	132
25	Rutgers	0-0	102

Also receiving votes: Illinois (92), St. John's (91), Xavier (73), Texas Tech (58), Wake Forest (37), Kansas State (30), Michigan State (29), Ohio State (29), Michigan (19), BYU (14), Oregon (12), McNeese State (11), Miami (11), Boise State (9), Saint Louis (9), Clemson (9), Providence (9), Mississippi State (6), VCU (6), Wisconsin (5), Saint Mary's (5), Louisville (4), UAB (4), Arkansas Little Rock (3), Grand Canyon (3), Arizona State (2), San Diego State (2), Princeton (2), High Point (1), Maryland (1).

USA TODAY SPORTS, COACHES POLL
(Preseason – October 2024)

RK	TEAM	RECORD	PTS
1	Kansas (15)	0-0	743
2	Alabama (6)	0-0	718
3	UConn (6)	0-0	717
4	Houston (4)	0-0	698
5	Duke	0-0	625
6	Iowa State	0-0	591
7	Gonzaga	0-0	575
8	Baylor	0-0	545
9	Arizona	0-0	510
10	North Carolina	0-0	498
11	Auburn	0-0	465
12	Tennessee	0-0	437
13	Purdue	0-0	390
14	Creighton	0-0	342
15	Texas A&M	0-0	332
16	Arkansas	0-0	272
17	Marquette	0-0	268
18	Indiana	0-0	208
19	Texas	0-0	166
20	Cincinnati	0-0	163
21	Florida	0-0	130
22	UCLA	0-0	123
23	Kentucky	0-0	95
24	Illinois	0-0	87
25	Ole Miss	0-0	66

Also receiving votes: Texas Tech (60), Rutgers (57), St. John's (42), Xavier (26), Michigan State (25), Oregon (16), BYU (16), Kansas State (11), Saint Mary's (9), Boise State (9), Clemson (8), Ohio State (7), Dayton (7), Maryland (4), Grand Canyon (3), Wake Forest (2), Virginia (2), San Diego State (2), Princeton (2), Mississippi State (2), Wisconsin (1).

VETERAN PRESENCE

Now a junior on UCLA's roster, Dylan Andrews ranked No. 5 in the Pac-12 last season in assists per game (3.7) and No. 6 in assist-turnover ratio (1.92). He totaled 119 assists and 62 turnovers in 32 games, scoring double figures in 20 games. Andrews was particularly impressive down the stretch for UCLA, as a sophomore (2023-24). He averaged 17.1 points per game and shot 43.9 percent overall, and 40.8 percent from 3-point distance (29-of-71) in the Bruins' final 14 games. Andrews scored a career-high 31 points against Oregon State in the Pac-12 Tournament (March 13, 2024).

ON THE HORIZON

The Bruins will play their next six games at home, starting with Monday's non-conference matchup against Boston University. The six-game stretch includes games against Boston University, Lehigh (Nov. 15), Idaho State (Nov. 20), Cal State Fullerton (Nov. 22), Southern Utah (Nov. 26) and Washington (Dec. 3). The contest against Washington on Tuesday, Dec. 3, will mark the Bruins first game in Big Ten Conference action. UCLA's next game away from home will take place on Sunday, Dec. 8, as the Bruins will play at Oregon in a matchup at 3 p.m. PT (televised on the Big Ten Network from Eugene, Ore.).

ROSTER BREAKDOWN

UCLA's 2024-25 roster includes three seniors (Dominick Harris has one additional year of eligibility), four juniors, seven sophomores and three freshmen. In addition to Harris, that list of seniors also includes Kobe Johnson and Lazar Stefanovic. The four juniors include Dylan Andrews, Tyler Bilodeau, Skyy Clark and William Kyle III. Aside from Clark (44 career games), the remaining six juniors and seniors have played in at least 63 collegiate contests. Leading the way in that category are Stefanovic (98 career games) and Johnson (93 games, including the first 91 while at USC). Three of those veteran players have averaged at least 10.0 points per game in their career (Bilodeau, Clark and Kyle III).

THE BRUINS' SCHEDULE

UCLA's 31-game regular-season schedule includes 17 home games, 10 road games and four neutral site contests (in November and December). The Bruins will play 20 games in Big Ten play, with 11 non-conference contests lining the schedule in November and December. Glancing at the preseason AP rankings, UCLA will play five games against teams ranked in the preseason top 25 poll (and eight games versus teams who have also received votes). A three-weekend stretch in December will include neutral site games against No. 10 Arizona (in Phoenix, Dec. 14), versus No. 9 North Carolina (at Madison Square Garden in New York, Dec. 21) and against No. 6 Gonzaga at Intuit Dome in Los Angeles (Dec. 21).

BIG TEN CONFERENCE

The Bruins' 20-game Big Ten schedule will include 10 home games and 10 road games. Two of the 20 contests will be played in early December, with UCLA hosting its first-ever Big Ten game against Washington on Tuesday, Dec. 3, before playing at Oregon on Sunday, Dec. 8. When the remaining 18 Big Ten games pick up in early January, UCLA will play three of those first four on the road – Jan. 4 at Nebraska, home on Jan. 7 against Michigan, and on the road at Maryland (Jan. 10) and Rutgers (Jan. 13). Looking at the back half of the Bruins' conference schedule, UCLA is set to play six of their final 10 Big Ten games at home, including a season finale in Pauley Pavilion against crosstown rival USC (Saturday, March 8).

NOTES ON PAULEY PAVILION

The Bruins went 9-7 in Pauley Pavilion last season, and has entered their 59th campaign in the longtime UCLA home venue. Pauley Pavilion opened for the 1965-66 season. The first game in Pauley Pavilion took place on Dec. 3, 1965, as No. 1 UCLA took down Ohio State, 92-66. UCLA spent 47 seasons in Pauley Pavilion before the venue was closed for an 18-month renovation. UCLA hosted 18 home games during the 2011-12 campaign at the Los Angeles Sports Arena (14 games) and the Honda Center in Anaheim (four games) before returning to Pauley Pavilion in Nov. 2012.

Last year, CSUN snapped UCLA's 29-home-game winning streak with a 76-72 win over the Bruins (Dec. 19, 2023). Prior to that game, UCLA had not lost at home since an overtime setback (84-81) to Oregon on Jan. 13, 2022. UCLA's 29-game home streak had been the longest active streak in the country. Since taking over as UCLA's head coach prior to the 2019-20 season, Mick Cronin has guided the Bruins to a 65-13 record in 78 home games (83.3% win percentage).

MULTIPLE SCORING THREATS

The Bruins' 2024-25 roster has nine players who have each scored at least 20 points in one collegiate game. Skyy Clark totaled 36 points in Louisville's final game last season (ACC Tournament, against eventual Final Four competitor N.C. State). Dylan Andrews registered a career-high 31 points in the Bruins' win against Oregon State at the Pac-12 Tournament last season (March 13, 2024). Dominick Harris totaled a career-high 31 points last season for LMU in a non-conference win against Central Arkansas. The six other players on that list include Sebastian Mack (27 points), Lazar Stefanovic (26 points), Tyler Bilodeau (26 points), William Kyle III (26 points), Kobe Johnson (21 points) and Eric Dailey Jr. (20 points).

DIALING IT FROM DISTANCE

UCLA has six players who have made at least 40 career 3-pointers, not including a pair of sophomores who attempted multiple 3-pointers last season (Sebastian Mack with UCLA at 28-for-99, and Eric Dailey Jr. from Oklahoma State at 19-for-57). Senior Dominick Harris, who played at LMU last season, ranked third in the nation and first in the West Coast Conference in 3-point shooting percentage (44.8%, 65-for-145). Senior Lazar Stefanovic has made a team-leading 148 career 3-pointers (35.9%, 148-for-412). In addition to Harris (65 threes) and Stefanovic (148 threes), that list of six players also includes Kobe Johnson (76), Skyy Clark (64), Dylan Andrews (62) and Tyler Bilodeau (44).

TOP DEFENDER

Standing at 6-foot-6, guard Kobe Johnson has totaled 159 steals in 93 games (59 starts) in just over three seasons. Johnson has twice registered a career-high six steals during his collegiate career, in games against Arizona (March 9, 2024) and Auburn (Dec. 18, 2022). Johnson, from Milwaukee, Wis., has earned Pac-12 All-Defensive Team honors the past two seasons, while at USC. Over the previous two seasons (64 games, 57 starts), Johnson averaged 10.0 points, 4.8 rebounds, 2.9 assists and 2.2 steals per contest while at USC.

IN THE FAMILY: Kobe Johnson's older brother, Jalen Johnson, has entered his fourth NBA season (all with Atlanta). Jalen Johnson, at 6-foot-9 and 220 pounds, attended Duke University during the pandemic-affected 2020-21 basketball season and was the No. 11 overall draft pick by the Atlanta Hawks in 2021.

ADDITIONAL NOTES ON COACH CRONIN

- Head coach Mick Cronin has guided the program to an overall mark of 116-54 in just over five seasons at UCLA.
- In 2021, 2022 and 2023, Coach Cronin led UCLA to a 9-3 record in three NCAA Tournament appearances.
- Coach Cronin's teams at UCLA have led the Pac-12 in scoring defense in 2021-22, 2022-23 and 2023-24.
- Coach Cronin earned Pac-12 Coach of the Year honors in 2020 (his first year at UCLA) and 2023 (his fourth year).
- Coach Cronin has led his teams to at least 20 wins in 14 of 21 total seasons as a college head coach.
- Coach Cronin's teams have averaged 25.0 victories per season over the last 14 years (2010-11 through 2023-24).
- Coach Cronin has twice led his teams to 31 victories (2022-23 at UCLA, and in 2017-18 at Cincinnati).

MISCELLANEOUS NOTES ON UCLA

- Now with the Philadelphia 76ers, Adem Bona became UCLA's first player to record at least 50 blocks in back-to-back seasons since Dan Gadzuric had 52 blocks as a sophomore (1999-00) and 60 blocks as a junior (2000-01).
- Since the start of the 2020-21 season, the Bruins went 56-23 in Pac-12 play (logging a 70.9 win percentage). UCLA went 10-10 in Pac-12 play in 2023-24 after having won the league title (18-2 record) during the 2023-24 season.
- Lazar Stefanovic played in all 40 minutes in four games for UCLA during last season (vs. Gonzaga on Nov. 22, vs. Oregon State on Feb. 1, vs. Utah on Feb. 18 and vs. Arizona State on March 9).
- Dylan Andrews made seven 3-pointers (nine attempts) in a win over Oregon State on March 13. He became UCLA's first player to have made at least seven threes in a game since Jake Kyman (7-for-12) at Washington on Jan. 2, 2020.
- Lazar Stefanovic ranked third in the Pac-12 in free throw percentage (86.8%, 79-of-91). He made 44 of 47 free throw attempts in 16 games played on the road or at neutral sites (93.6%, 44-of-47) during the 2023-24 season.
- Sophomore Aday Mara (7-foot-3) is the Bruins' tallest basketball player since the late Mike Lanier (7-foot-7, 310 pounds) competed as a reserve center for UCLA in 1991-92 and 1992-93.

CONSECUTIVE THREE-POINTERS

UCLA has made at least one 3-pointer in each of its last 32 games. The Bruins went 0-for-6 from downtown in a 78-58 win against Long Island University last season (on Nov. 15, 2023) in Pauley Pavilion, snapping a streak of 792 straight games with at least one made 3-pointer. The Bruins long-standing 3-point streak began after going 0-for-14 from 3-point range in a home loss to No. 2 Stanford (78-63) on Feb. 3, 2000. The Bruins' single-game 3-point record stands at 19 made 3-pointers (going 19-for-31) in an 104-89 win at Colorado on Jan. 12, 2017.

ROAD WARRIORS

Since the start of the 2021-22 season, UCLA has compiled a 34-24 record in 58 games played away from home. Over the past two seasons, UCLA went 21-16 in games played away from home (14-6 in 2022-23, 7-10 in 2023-24). Through 17 road and neutral-site contests in 2023-24, Dylan Andrews (13.1 ppg, 2.4 rpg) and Lazar Stefanovic (12.2 ppg, 7.3 rpg) led the Bruins in scoring in games that were played away from home.

LIMITING THE TURNOVERS

Last season, the Bruins ranked No. 3 in the Pac-12 in turnovers per game (10.8). UCLA committed nine or fewer turnovers in 10 contests. In 2022-23, UCLA ranked No. 15 (nationally) in fewest turnovers per game (10.0), committing nine or fewer in 21 of 37 games. In 2021-22, the Bruins ranked No. 2 in fewest turnovers per game (8.9) and had a season-low one turnover in a 75-68 win against USC (March 5, 2022), the fewest turnovers by a Pac-12 team in one game (on record). UCLA has recorded game-by-game assist and turnover statistics since the start of the 1973-74 season.

ABOUT UCLA'S RADIO BROADCAST TEAM

UCLA men's basketball games are produced by the UCLA Sports Network from JMI, with AM 570 Fox Sports LA in Los Angeles serving as the flagship station for the network.

This will mark the 28th year of UCLA's partnership with AM 570 Fox Sports LA owner iHeartMedia (formerly Clear Channel Communications). UCLA's games are broadcast on KLAC (AM 570) or one of its sister iHeartMedia stations (typically AM 1150, followed by AM 870). The primary sister station in the greater Los Angeles area is AM 1150 (KEIB).

Josh Lewin enters his ninth season as the play-by-play voice for the UCLA men's basketball and football teams. Lewin has served as the Bruins' basketball voice since the start of the 2016-17 season. During that span, the Bruins have played in five NCAA Tournaments, with runs to the "Sweet 16" in 2017, 2021, 2022 and 2023. Lewin and broadcast partner Tracy Murray called the Bruins' memorable run from the First Four to the Final Four in 2021. In addition to his work with UCLA Athletics, Lewin spent seven seasons as a play-by-play voice for the New York Mets. He also served as the voice for the NFL's San Diego Chargers for 12 seasons (2005-17), before the team relocated to Los Angeles. Lewin has over two decades of experience calling games in the NFL, MLB and NHL, in addition to both college football and basketball.

Murray enters his 17th year as a radio analyst with UCLA's broadcast crew. He played for the Bruins from 1990-92 and was a first-round NBA Draft selection in 1992. After a 12-year career playing in the NBA, Murray returned to his alma mater (in 2008), joining the late Chris Roberts and Don MacLean on the broadcast crew. He moved into the analyst role for every game during the 2013-14 season. Murray served as an assistant coach with the Los Angeles Lakers in 2015-16 and returned to UCLA's broadcast team in the fall of 2016. This marks his ninth season working alongside Lewin. Murray ranks 11th on the Bruins' all-time scoring list with 1,792 career points in 98 games.

Fans around the nation can also follow UCLA games on SIRIUS and XM Satellite Radio, as well as through the UCLA Bruins Audio Network available by visiting uclaBruins.com.



Josh Lewin (left) and Tracy Murray

UCLA'S RECENT 30-POINT PERFORMANCES

UCLA's Player Points Opponent
Dylan Andrews 31 vs. Oregon State

Date: March 13, 2024 ... scored a career-high 31 points in UCLA's 67-57 win against Oregon State in the first round of the Pac-12 Tournament ... knocked down 7 of 9 attempts from 3-point distance.

Jaime Jaquez Jr. 30 at Washington

Date: Feb. 28, 2022 ... scored a career-high 30 points ... 11-for-17 from the field, 7-for-10 at the free throw line ... scored 17 points in the second half ... UCLA won the game at Washington, 77-66.

Johnny Juzang 32 at Washington

Date: Feb. 13, 2021 ... scored a career-high 32 points in UCLA's 64-61 win at Washington ... scored 21 of UCLA's 26 points in the first half ... made 12 of 23 shots and was 5-or-12 from 3-point distance.

Chris Smith 30 vs. Colorado

Date: Jan. 30, 2020 ... totaled a career-high 30 points in a 72-68 home victory versus Colorado ... shot 8-for-16 from the field, 13-for-15 at the free throw line ... scored 16 of 30 points in the second half.

Kris Wilkes 34 vs. Arizona

Date: Jan. 26, 2019 ... totaled a career-high 34 points in a 90-69 home win against Arizona ... shot 12-for-16 from the field, 5-for-7 from 3-point range ... was a perfect 5-for-5 at the free throw line.

Aaron Holiday 34 vs. Stanford

Date: March 8, 2018 ... scored 34 points in back-to-back games ... UCLA defeated Stanford (88-77) in the quarterfinals of the Pac-12 Tournament ... Holiday made 12 of 25 shots in the win.

Aaron Holiday 34 at USC

Date: March 3, 2018 ... scored 34 points in UCLA's final game of the regular season (83-72 win, at USC) ... 11-for-16 from the field, 6-for-9 from 3-point range, 6-for-8 at the free throw line.

Aaron Holiday 31 at Stanford

Date: Jan. 4, 2018 ... totaled 31 points in UCLA's 107-99 double-OT loss at Stanford ... shot 10-for-21 from the field, 3-for-7 from the 3-point arc ... scored 29 of his 31 points after halftime.

Aaron Holiday 33 vs. Washington State

Date: Dec. 29, 2017 ... scored 33 points ... shot 11-for-18 shot, 5-for-5 from 3-point distance ... the Bruins won at home, 96-82 ... Holiday played all 40 minutes in the Pac-12 victory.

TJ Leaf 32 at Washington State

Date: Feb. 1, 2017 ... recorded 32 points ... made 14-of-18 shots in a 95-79 road win ... most points in a game by any UCLA freshman since Bryce Alford had 31 in a 2-OT loss to Oregon (2/27/2014).

Isaac Hamilton 33 vs. Arizona State

Date: Jan. 19, 2017 ... finished with 33 points in UCLA's 102-80 home win ... scored 25 points and was 7-for-9 from 3-point range in the first half ... finished the game 9-for-14 from 3-point distance.

RECENT OPPOSING 30-POINT PERFORMANCES

Opposing Player Points Opponent
Keion Brooks Jr. 32 at Washington

Date: Feb. 29, 2024 ... Brooks Jr. scored 22 of his team-leading 32 points in the second half of Washington's 94-77 win ... he was 8-for-14 from the field and 6-for-7 from 3-point distance.

Jahmir Young 37 vs. Maryland

Date: Dec. 22, 2023 ... Young scored 23 of his game-high 37 points in the first half ... he shot 13 for 19 and was 4-for-6 from 3-point distance, scoring over half of Maryland's points that night (69).

Anton Watson 32 vs. Gonzaga

Date: Nov. 22, 2023 ... Watson made 14-of-15 shots in Gonzaga's 69-65 win at the Maui Invitational in Honolulu ... was 3-for-3 from 3-point distance ... scored 15 of his 32 points in the first half.

Drew Timme 36 vs. Gonzaga

Date: March 23, 2023 ... Timme made 16-of-24 shots in Gonzaga's Sweet 16 win (79-76 over UCLA, in Las Vegas) ... had 13 rebounds ... scored 19 points in the first half on 9-of-15 shooting.

Boogie Ellis 31 at USC

Date: Jan. 26, 2023 ... Ellis made 9-of-17 shots as the Trojans won, 77-64, at the Galen Center ... was 10-for-10 at the free throw line ... scored 27 points in the second half (all 10 free throw attempts).

Caleb Love 30 vs. North Carolina

Date: March 25, 2022 ... Love scored 27 in the second half of UNC's 73-66 win against UCLA in the NCAA Tournament's Sweet 16 in Philadelphia ... shot 11-for-24 overall and 6-for-13 from three.

Joel Murray 30 vs. Long Beach State

Date: Nov. 15, 2021 ... Murray made 13-of-17 shots (1-for-1 from 3-point range, 3-for-4 at the free throw line) ... had nine turnovers ... scored 20 before halftime ... UCLA won at home, 100-79.

UCLA'S RECENT 40-POINT PERFORMANCES

UCLA's Player **Points** **Opponent** **Jason Kapono** **44** **at Washington State**

Date: Jan. 4, 2003 ... as a senior, Kapono scored a career-high 44 points in the Bruins' 98-83 win at Washington State ... made 14-of-19 shots overall ... made 9-of-10 attempts from 3-point range (nine made 3s is tied for UCLA's single-game record) ... had 44 points, six assists and five rebounds in 37 minutes.

Don MacLean **41** **vs. North Texas**

Date: Dec. 30, 1988 ... MacLean established UCLA's single-game freshman scoring record with 41 points in a 99-84 win in Pauley Pavilion ... made 16-of-21 shots (all two-pointers) ... made 9-of-11 free throws ... had 10 rebounds and two blocks.

Reggie Miller **42** **vs. Louisville**

Date: Feb. 28, 1987 ... as a senior, Miller scored a career-best 42 points in UCLA's 99-86 home victory over Louisville ... made 15-of-19 total shots ... was 2-for-3 from 3-point distance ... was 10-for-10 at the free throw line ... also had seven rebounds and four steals.

Reggie Miller **41** **at Oregon State**

Date: March 6, 1986 ... as a junior, finished with 41 points in UCLA's 74-63 win at Oregon State ... shot 16-for-25 from the field (this was prior to the 3-point line being instituted) ... was 9-for-10 at the free throw line ... totaled five rebounds and had two steals.

Bill Walton **44** **vs. Memphis State**

Date: March 26, 1973 ... as a junior, scored 44 points on 21-of-22 shooting in UCLA's 87-66 win against Memphis State in the 1973 NCAA title game ... made 2-of-5 free throws and finished with 13 rebounds ... totaled 44 points in 33 minutes on the court.

RECENT OPPOSING 40-POINT PERFORMANCES

Opposing Player **Points** **Opponent** **Eddie House** **40** **at Arizona State**

Date: Feb. 17, 2000 ... as a senior, finished with 40 points on 15-of-22 shooting ... was 3-for-5 from 3-point range and made 7-of-8 at the free throw line ... Arizona State won, 104-75.

David Booth **40** **at DePaul**

Date: Dec. 15, 1990 ... as a junior, totaled 40 points on 14-of-23 shooting ... 0-for-1 from 3-point distance ... 12-of-17 free throw attempts ... had nine rebounds ... UCLA won at DePaul, 92-90.

Fennis Dembo **41** **vs. Wyoming**

Date: March 14, 1987 ... as a junior, totaled 41 points, nine rebounds and six assists in Wyoming's 78-68 win over UCLA in the second round of the NCAA Tournament ... made 9-of-14 shots ... was 7-for-10 from 3-point range ... was 16-for-16 at the free throw line.

Chris Welp **40** **at Washington**

Date: Dec. 21, 1986 ... as a senior, the 7-footer totaled 40 points in Washington's 90-80 win over UCLA in Seattle ... made 14-of-20 shots and was 12-for-12 at the free throw line ... finished the game with nine rebounds and five assists in 40 minutes.

Otis Birdsong **42** **vs. Houston**

Date: Jan. 2, 1977 ... as a senior, totaled 42 points in UCLA's 96-83 win over Houston in Pauley Pavilion ... made 18-of-29 total shots ... was 6-for-9 at the free throw line.

UCLA'S RECENT 20-REBOUND PERFORMANCES

UCLA's Player **Rebs.** **Opponent** **Jalen Hill** **20** **vs. Presbyterian**

Date: Nov. 19, 2018 ... as a redshirt freshman, Hill finished with 20 rebounds (seven offensive, 13 defensive) and had nine points as UCLA defeated Presbyterian, 80-65, in Pauley Pavilion.

Kevin Love **21** **at Oregon State**

Date: Jan. 26, 2008 ... as a freshman, Love recorded a season-high 21 rebounds (four offensive, 17 defensive) and scored 16 points ... UCLA won at Oregon State, 85-62, in a Pac-10 contest.

RECENT OPPOSING 20-REBOUND PERFORMANCES

Opposing Player **Rebs.** **Opponent** **Zylan Cheatham** **20** **vs. Arizona State**

Date: Jan. 24, 2019 ... as a redshirt senior, Cheatham recorded 20 rebounds (three offensive, 17 defensive) as ASU defeated UCLA in Pauley Pavilion, 84-73 ... Cheatham had nine points and five assists.

Ivan Rabb **20** **vs. California**

Date: Jan. 5, 2017 ... as a sophomore, Rabb tallied 20 rebounds (four offensive, 16 defensive) and scored 17 points in 39 minutes as UCLA secured an 81-71 win against California in Pauley Pavilion.

BRUINS VERSUS THE BIG TEN

The Bruins have joined the Big Ten Conference, entering the league having recorded an all-time record of 80-41 against the previous configuration of 14 schools (this group does not include recent additions USC, Oregon or Washington). The Bruins lost to Ohio State (67-60) in Atlanta last season in a CBS Sports Classic game on Saturday, Dec. 16, 2023. UCLA dropped a 69-60 decision to Maryland in Pauley Pavilion on Friday, Dec. 22, 2023. Of last season's 14 Big Ten programs, UCLA has totaled more wins against Michigan (13-6 record) and Purdue (10-3 record) than any other of those Big Ten teams.

A BIT MORE FAMILIARITY: Also new to the Big Ten are previous Pac-12 programs USC, Oregon and Washington. UCLA has played more games against USC (263, with a 147-116 record) than any other program in school history. In addition, the Bruins have gone 108-43 against Washington (151 games) and 94-42 against Oregon (136 games).

24-POINT PERFORMANCES

Late last season, Dylan Andrews became UCLA's first player to record at least 24 points in back-to-back games since Jaime Jaquez Jr. accomplished that feat during the 2023 NCAA Tournament (March 18 & 23). Andrews scored a career-high 31 points in a first-round win over Oregon State (March 13, 2024), one day before totaling 24 points in a two-point loss to Oregon (March 14, 2024). Jaquez Jr. scored at least 24 points in consecutive games three times during the 2022-23 season. He finished the season with 24 points against Northwestern (3/18/23) and 29 points against Gonzaga (3/23/23).

OTHER INSTANCES: Jaime Jaquez Jr. and Johnny Juzang each had back-to-back performances with at least 24 points during the Bruins' 2021-22 season. Juzang had two instances during the season with back-to-back games of at least 24 points, while Jaquez Jr. scored at least 24 points in back-to-back games to close the regular-season schedule.

NBA DRAFT UPDATE

Adem Bona, the 2024 Pac-12 Defensive Player of the Year, was drafted by the Philadelphia 76ers (June 2024) following his sophomore season. Bona averaged 10.1 points, 5.6 rebounds, 1.0 assists and 1.7 blocks in 66 career games (65 starts). Bona was picked No. 41 overall (second round pick) in the 2024 NBA Draft by Philadelphia. He spent the summer competing for Philadelphia in the NBA Summer League and made his NBA debut this fall (Oct. 23, 2024). Bona scored his first NBA points in his debut appearance, finishing the game against Milwaukee with two points and one rebounds in three minutes.

BY THE NUMBERS: UCLA ranks second among all collegiate programs with 126 NBA Draft selections, since the inaugural draft took place in 1947. The Bruins have had at least one player selected in 23 of the last 28 drafts (spanning 1997 through 2024). In addition, UCLA leads all Big Ten programs with 126 all-time NBA Draft picks.

FREE THROWS, AS A TEAM

The Bruins shot 73.0 percent at the free throw line (470-for-644) one year ago, recording a team percentage that ranked No. 3 in the Pac-12. UCLA closed its season having made 75.5 percent of its free throws (209-for-277) over the final 15 games of the season. UCLA made a season-high 25 free throws on 34 attempts in a 69-60 loss at home against Maryland on Friday, Dec. 22. Lazar Stefanovic (86.8%, 79-for-91) ranked No. 3 in the Pac-12 in free throw percentage. Dylan Andrews (80.8%, 59-for-73) and Stefanovic combined to knock down 84.1% of their free throws (138-for-164).

FRESHMEN AT THE FREE THROW LINE

Sebastian Mack attempted more free throws (172) than any other UCLA freshman since 2012-13, when freshman Shabazz Muhammad totaled 180 free throw attempts (128/180, 71.1%). Looking back at **UCLA's freshmen since the 1999-00 season**, Mack is one of 10 freshmen to have shot at least 117 free throws during that 25-season span.

UCLA Freshman	Season	FT Made	FT Attempts	FT Pct.	Games
Kevin Love	2007-08	198	258	.767	39
Shabazz Muhammad	2012-13	128	180	.711	32
Joshua Smith	2010-11	95	155	.613	33
Jordan Adams	2012-13	129	153	.843	33
Sebastian Mack	2023-24	125	172	.727	33
Kevon Looney	2014-15	92	147	.626	36
Jordan Farmar	2004-05	109	136	.801	29
Moses Brown	2018-19	45	128	.352	32
Kyle Anderson	2012-13	86	117	.735	35

• Kevin Love's total of 258 free throw attempts during the 2007-08 season stands as the fifth-highest single-season total in school history (among all players, regardless of year in school). As a sophomore in 1966-67, Lew Alcindor (now Kareem Abdul-Jabbar) attempted a school record 274 free throws (Alcindor made 178 of 274, at 65.0 percent).

• Sebastian Mack's 125 free throws made were the most by any UCLA freshman since the 2012-13 season, when UCLA had a pair of freshmen who made at least 128 free throws. Jordan Adams sank 129, while classmate Shabazz Muhammad finished with 128 made free throws. Adams and Muhammad led the Bruins that season in made free throws.

• Including this season's first game, an 85-50 win over Rider, Sebastian Mack has attempted at least two free throws in 26 of 34 collegiate games. Last season, he attempted at least two free throws in 25 of 33 games. Earlier this week, he was 2-for-3 at the free throw line in the team's win over Rider.

BRUINS IN THE CLASSROOM

Student-Athlete	Year	Major
Dylan Andrews	JR	African-American studies
Tyler Bilodeau	JR	sociology
Sky Clark	JR	African-American studies
Eric Dailey Jr.	SO	undeclared
Eric Freeny	FR	undeclared
Dominick Harris	Rs. SR	*sociology
Christian Horry	FR	undeclared
Kobe Johnson	SR	African-American studies
William Kyle III	JR	sociology
Sebastian Mack	SO	undeclared
Evan Manjikian	Rs. SO	economics
Aday Mara	SO	undeclared
Trent Perry	FR	undeclared
Jack Seidler	Rs. SO	sociology
Lazar Stefanovic	SR	sociology
Brandon Williams	SO	undeclared
Devin Williams	SO	undeclared

*Dominick Harris graduated in 2024 from Loyola Marymount and is currently enrolled in a marketing post-baccalaureate program

BREAKDOWN BY YEAR IN SCHOOL

Seniors (3): Dominick Harris (redshirt senior), Kobe Johnson, Lazar Stefanovic.

Juniors (4): Dylan Andrews, Tyler Bilodeau, Sky Clark, William Kyle III.

Sophomores (7): Eric Dailey Jr., Sebastian Mack, Evan Manjikian (redshirt sophomore), Aday Mara, Jack Seidler (redshirt sophomore), Brandon Williams, Devin Williams.

Freshmen (3): Eric Freeny, Christian Horry, Trent Perry.

BRUINS IN THE NBA (NOVEMBER 2024)

Player	NBA Team	NBA Season	Years in NBA	Years at UCLA
Kyle Anderson	Golden State Warriors	10th season	2015-2024	2013-2014
Lonzo Ball	Chicago Bulls	7th season	2018-2024	2017
Adem Bona	Philadelphia 76ers	Rookie	Rookie	2023-2024
Jaylen Clark	Minnesota Timberwolves	2nd season	2024	2021-2023
Aaron Holiday	Houston Rockets	7th season	2019-2024	2016-2018
Jrue Holiday	Boston Celtics	16th season	2010-2024	2009
Jaime Jaquez Jr.	Miami Heat	2nd season	2024	2020-2023
Johnny Juzang	Utah Jazz	3rd season	2023-2024	2021-2022
Zach LaVine	Chicago Bulls	11th season	2015-2024	2014
Kevon Looney	Golden State Warriors	10th season	2016-2024	2015
Kevin Love	Miami Heat	17th season	2009-2024	2008
Norman Powell	Los Angeles Clippers	10th season	2016-2024	2012-2015
Peyton Watson	Denver Nuggets	3rd season	2023-2024	2022
Russell Westbrook	Los Angeles Clippers	17th season	2009-2024	2007-2008

• UCLA saw 16 of its former players on NBA rosters during the 2023-24 season. The most recent additions to the NBA from UCLA have included Adem Bona (Philadelphia 76ers), Jaime Jaquez Jr. (Miami Heat) and Jaylen Clark (Minnesota Timberwolves). Since 1948, UCLA has produced the second-most NBA draft selections (126) ... Kentucky tops that list with 143 ... trailing Kentucky and UCLA are North Carolina (117) and Duke (110) ... the Bruins' program entered this 2024-25 NBA season with 14 players listed on Opening Week rosters.

UCLA'S TRIPLE-DOUBLE NOTES

The Bruins have four triple-doubles in their record book, including three since the assist became an official NCAA stat prior to the 1983-84 season. Most recently, Kyle Anderson had a triple-double as a sophomore in Nov. 2013.

PLAYER	DATE	OPPONENT	RESULT	PTS	RBS	AST	BLK
Kyle Anderson	11/22/2013	Morehead State	W, 81-70	13	12	11	3
Toby Bailey	12/18/1995	Stephen F. Austin	W, 109-88	23	10	10	1
Jelani McCoy	12/09/1995	Maryland	W, 73-63	15	10	0	11
Bill Walton	12/08/1973	SMU	W, 77-60	25	16	11	-

• As a freshman in 2018-19, Moses Brown finished with 23 points, 14 rebounds and eight blocks in UCLA's 95-58 victory against Saint Francis U (Nov. 16, 2018). He became UCLA's first player since Jerome Moiso (Jan. 22, 2000, versus Arizona State) to have recorded at least 20 points and five blocks in a game. The Bruins have not had any player with a triple-double of the point-rebound-block variety since Jelani McCoy on Dec. 9, 1995 (stats located above).

• In 2020-21, Chris Smith had 26 points, 12 rebounds and six assists in a triple-overtime victory over Pepperdine (Nov. 27, 2020). In 2017-18, Aaron Holiday came close to notching a triple-double with 23 points, nine assists and six rebounds in an 82-79 victory at home against USC (Feb. 3, 2018). Holiday also approached triple-double territory in a win at home against Stanford (March 8, 2018). Holiday totaled a career-high-tying 34 points, eight assists and seven rebounds.

Looking at Free Throw Attempts

Free Throw Shooting (Team)

Shooting 100 Percent: As a team, the Bruins have not shot 100 percent at the free throw line since the 2021-22 season. UCLA shot 11-for-11 in a semifinal victory against USC at the Pac-12 Tournament (3-11-2022). The Bruins were 5-for-5 in a 79-70 win at Stanford (2-8-2022). Previously, the Bruins had not missed a free throw since Feb. 18, 2017, when UCLA defeated USC (102-70) and was 8-for-8 at the free throw line in Pauley Pavilion.

Opponent, Shooting 100 Percent: The last opposing team to be perfect at the free throw line with at least five made free throws was Oregon State on Feb. 9, 2023, at Gill Coliseum (10-for-10). The record for an opposing team, shooting 100 percent at the line against UCLA, was accomplished by St. John's on Dec. 12, 1987 (18-for-18).

Fewest free throws: For UCLA, the fewest free throw attempts in one game (since the early 1970s) has been four. Most recently, UCLA was 3-for-4 at the free throw stripe in a win at Utah on Feb. 25, 2021. In the season opener in 2022-23, the Bruins shot 2-for-5 at the line in a 76-50 win against Sacramento State in Pauley Pavilion (11-7-2022).

The fewest made free throws (for UCLA) has been one, since the early 1970s, and this has taken place in two games. In 2021-22, UCLA shot

1-for-6 (FTs) in a victory over Bellarmine (11-22-2021). UCLA was 1-for-4 (FTs) in a loss to Kentucky in Chicago on Dec. 20, 2014, playing at the annual CBS Sports Classic.

No free throws: For the opposition, there have been two games since the early 1970s in which UCLA's opponent has not attempted a free throw. Most recently, Utah did not get to the line in UCLA's 76-61 win at the Jon M. Huntsman Center on Feb. 25, 2021. In addition, Delaware State did not shoot a free throw in UCLA's victory in Pauley Pavilion (11-19-2005).

Free Throw Shooting (UCLA Player)

Shooting 100 Percent: With a minimum of five made free throws, Adem Bona (8-for-8 on March 9, 2024), is the Bruins' most recent player to have been perfect at the free throw line. With at least 10 attempts, Sebastian Mack (13-for-13, on 11-20-2023) was perfect at the line versus Marquette earlier in the 2023-24 season. Tyger Campbell shot 12-for-12 at the line in a victory over Northwestern in the second round of the 2023 NCAA Tournament at the Golden 1 Center in Sacramento, Calif. (3-18-2023).

UCLA, Perfect with Free Throws

minimum of 10 or more free attempts going back through the 1997-98 basketball season

Player	FTs	Date
Sebastian Mack	13/13	11-20-2023 vs. Marquette (in Honolulu, Maui Invitational)

Tyger Campbell	12/12	3-18-2023 vs. Northwestern (NCAA Tournament 2nd Round)
Jaime Jaquez Jr.	10/10	12-30-2022 at Washington State
Jordan Adams	10/10	11-28-2013 vs. Nevada (Orleans Arena, in Las Vegas)
Jordan Adams	16/16	11-13-2012 vs. UC Irvine (in Pauley Pavilion)
Malcolm Lee	10/10	2-20-2011 at California
Darren Collison	13/13	1-26-2008 at Oregon State
Arron Afflalo	10/10	3-22-2007 vs. Pittsburgh (San Jose, Calif., Sweet 16)
Arron Afflalo	12/12	1-7-2006 at Arizona State
Jason Kapono	10/10	11-20-2001 vs. Ball State (at the Maui Invitational)
Jason Kapono	12/12	12-2-2000 vs. Georgia Tech (Wooden Classic, in Anaheim)

Opponents, Perfect with Free Throws

minimum of 10 or more free attempts going back through the 1997-98 basketball season

Player	FTs	Date
Jaylen Wells	10/10	3-2-2024 Washington State (in Pullman, Wash.)
Boogie Ellis	10/10	1-26-2023 USC (at the Galen Center)

Ethan Thompson	11/11	3-11-2021 Oregon State (at the Pac-12 Tournament)
Desure Buie	13/13	11-21-2019 Hofstra (in Pauley Pavilion)
Zeke Nnaji	10/10	2-8-2020 Arizona (in Tucson, Ariz.)
Shane Gatling	10/10	3-7-2019 Colorado (in Boulder, Colo.)
Joseph Young	10/10	1-30-2014 Oregon (in Eugene, Ore.)
Jabari Brown	10/10	12-7-2013 Missouri (in Columbia, Mo.)
Klay Thompson	12/12	12-29-2010 Washington State (in Pauley Pavilion)
Tyler Rochestie	10/10	2-21-2009 Washington State (in Pauley Pavilion)
Justin Dentmon	10/10	1-24-2009 Washington (in Seattle, Wash.)
Cedric Essola	10/10	11-29-2008 Florida International (in Pauley Pavilion)
Ryan Mendez	10/10	3-3-2001 Stanford (in Pauley Pavilion)
Justin Wessel	10/10	2-19-2000 Arizona (in Tucson, Ariz.)

TRENDS AND RECORDS

- Under head coach Mick Cronin, the Bruins have gone 30-20 in games decided by five points or fewer (includes all overtime games, regardless of score margin). UCLA went 4-6 in such situations in 2023-24 and 4-3 in those contests in 2022-23. The previous breakdown by season includes a 7-3 mark in 2019-20, a 12-4 record in 2020-21, and a 3-4 mark in 2021-22. Through Coach Cronin's final three seasons at Cincinnati (2016-17 through 2018-19), his teams went 18-7 in such situations. From 2016-17 through 2023-24, Coach Cronin's teams went 48-27 in such contests.

- In his sixth year at UCLA, Mick Cronin's Bruin teams have gone 102-17 when holding the opposition to 70 or fewer points (18-1 in 2019-20; 19-3 in 2020-21; 20-1 in 2021-22; 29-2 in 2022-23; 15-10 in 2023-24; 1-0 this season). Through his last three seasons at Cincinnati (2016-17 through 2018-19), his teams went 79-10 when holding the opposition to 70 or fewer points. Since the start of the 2016-17 season, his teams have gone 181-27 in such situations (276 games).

65 POINTS, OR FEWER: Coach Cronin (2019-20 through 2024-25) has guided the Bruins to an 90-8 record when limiting the opposition to 65 points or fewer. The breakdown by season at UCLA includes 1-0 this season, 14-4 in 2023-24, 25-2 in 2022-23, 19-0 in 2021-22, 15-1 in 2020-21, and 16-1 in 2019-20.

FORCING TURNOVERS: Coach Cronin has guided UCLA to a 50-8 record when forcing at least 15 turnovers by the opposition (8-1 in 2019-20, 6-1 in 2020-21, 10-2 in 2021-22, 21-3 in 2022-23, 5-0 in 2023-24 and 0-1 in 2024-25).

COMEBACKS AND DEFICITS

UCLA's comebacks in 2023-24

Trailed Arizona State by 15 points (39-24) with 18:10 to play, second half	UCLA won, 68-66	Jan. 17, 2024
Trailed Arizona State by 9 points (43-34) with 9:30 to play, second half	UCLA won 59-47	March 9, 2024
Trailed Oregon State by 9 points (28-19) with 3:35 to play, first half	UCLA won, 69-62	Dec. 28, 2023
Trailed Lafayette by 9 points (43-34) with 15:20 to play, second half	UCLA won, 68-50	Nov. 10, 2023

Opponents' comebacks in 2023-24

Arizona trailed by 19 (32-13) with 7:20 to play, first half	Arizona won, 77-71	Jan. 20, 2024
Washington State trailed by 13 (19-6) with 13:30 to play, first half	Washington State won, 77-65	March 2, 2024
Marquette trailed by 12 (45-33) with 15:02 to play, second half	Marquette won, 71-69	Nov. 20, 2023
Stanford trailed by 10 (10-0) with 16:40 to play, first half	Stanford won, 59-53	Jan. 3, 2024

UCLA's comebacks in 2022-23

Trailed at Washington State by 12 points (35-23) with 2:00 to play, first half	UCLA won, 67-66	Dec. 30, 2022
Trailed Arizona by 11 points (13-2) with 14:21 to play, first half	UCLA won, 82-73	March 4, 2023
Trailed at Colorado by 10 points (21-11) with 7:45 to play, first half	UCLA won, 60-56	Feb. 26, 2023

Opponents' comebacks in 2022-23

Illinois trailed by 15 points (44-29) with 17:50 to play, second half	Illinois won, 79-70	Nov. 18, 2022
Gonzaga trailed by 13 (44-31) with 1:20 to play, first half	Gonzaga won, 79-76	March 23, 2023
USC trailed by 13 (40-27) with 17:45 to play, second half	USC won, 77-64	Jan. 26, 2023

UCLA's comebacks in 2021-22

Trailed Villanova by 10 points (60-50) with 9:20 to play, second half	UCLA won, 86-77 (OT)	Nov. 12, 2021
Trailed Akron by 7 points (49-42) with 5:30 to play, second half	UCLA won, 57-53	March 17, 2022

Opponents' comebacks in 2021-22

Arizona trailed by 12 points (53-41) with 17:17 to play, second half	Arizona won, 84-76	March 12, 2022
Oregon trailed by 9 points (35-26) with 0:47 to play, first half	Oregon won, 84-81 (OT)	Jan. 13, 2022
North Carolina trailed by 8 points (24-16) with 7:45 to play, first half	UNC won, 73-66	March 25, 2022

UCLA's comebacks in 2020-21

Trailed Michigan State by 14 points (40-26) with 2:38 to play, first half	UCLA won, 86-80 (OT)	March 18, 2021
Trailed Washington by 12 points (39-27) with 1:25 to play, first half	UCLA won, 81-76	Jan. 16, 2021
Trailed Utah by 12 points (16-4) with 15:41 to play, first half	UCLA won, 72-70	Dec. 31, 2020

Opponents' comebacks in 2020-21

Oregon State trailed by 16 points (32-16) with 2:00 to play, first half	OSU won, 83-79 (OT)	March 11, 2021
USC trailed by 11 points (36-25) at halftime	USC won, 64-63	March 6, 2021
Oregon trailed by 9 points (58-49) with 11:56 to play, second half	Oregon won, 82-74	March 3, 2021

UCLA's comebacks in 2019-20

Trailed Washington by 12 points (39-27) with 18:25 to play, second half	UCLA won, 67-57	Feb. 15, 2020
Trailed Washington State by 12 points (58-30) with 13:40 to play, second half	UCLA won in OT, 86-83	Feb. 13, 2020

Opponents' comebacks in 2019-20

Hofstra trailed by 13 points (32-19) with 8:13 to play, first half	Hofstra won, 88-78	Nov. 21, 2019
Washington State trailed by 11 (50-39) with 13:30 to play, second half	WSU won in OT, 79-71	Jan. 4, 2020

UCLA's comebacks in 2018-19

Trailed Oregon by 19 points (47-28) with 19 minutes left, second half	UCLA won, 90-83	Feb. 23, 2019
Trailed at Oregon by 17 points (65-48) with 6:53 to go, second half	UCLA won in OT, 87-84	Jan. 10, 2019
Trailed at California by 11 points (36-25) with 19:07 left, second half	UCLA won in OT, 75-67	Feb. 13, 2019

Opponents' comebacks in 2018-19

Utah trailed UCLA by 22 points (69-47) with 12:10 remaining, second half	Utah won, 93-92	Feb. 9, 2019
Belmont trailed UCLA by 12 points (57-45) with 15:02 to play, second half	Belmont won, 74-72	Dec. 15, 2018

UCLA's comebacks in 2017-18

Trailed Washington by 14 points (43-29) with 17:11 to play, second half	UCLA won, 74-53	Dec. 31, 2017
Trailed Wisconsin by 12 points (38-26) with 1:51 left, first half	UCLA won, 72-70	Nov. 21, 2017

Opponents' comebacks in 2017-18

Michigan trailed UCLA by 15 points (46-31) with 14:48 to play, second half	Michigan won in OT, 78-69	Dec. 9, 2017
--	---------------------------	--------------

UCLA IN OVERTIME

The Bruins have gone 9-6 in their last 15 overtime contests. UCLA did not play any overtime games in 2022-23 or 2023-24, going 1-2 in overtime in 2021-22. The Bruins posted a 4-3 overtime record in 2020-21. Three of the Bruins' six NCAA Tournament games in 2021 advanced into overtime (2-1 record in those three NCAA Tournament games).

HEADED TO DOUBLE OVERTIME

The Bruins lost, 87-84, in triple overtime at Arizona State on Feb. 5, 2022. That marked the Bruins' second triple overtime contest in as many seasons (UCLA defeated Pepperdine, 107-98, at San Diego State in triple overtime on Nov. 27, 2020).

The list of games below includes UCLA's overtime results since the start of the 1985-86 season.

Date	Opponent	W/L	Score
02/05/22	Arizona State	L	84-87 A 3-OT
01/13/22	Oregon	L	81-84 H 1-OT
11/12/21	Villanova	W	86-77 H 1-OT
04/03/21	Gonzaga	L	90-93 N 1-OT
03/28/21	Alabama	W	88-78 N 1-OT
03/18/21	Michigan State	W	86-80 N 1-OT
03/11/21	Oregon State	L	79-83 N 1-OT
01/23/21	Stanford	L	72-73 A 1-OT
01/07/21	Arizona State	W	81-75 A 1-OT
11/27/20	Pepperdine	W	107-98 N 3-OT
02/13/20	Washington State	W	86-83 H 1-OT
01/04/20	Washington State	L	71-79 A 1-OT
02/28/19	USC	W	93-88 H 1-OT
02/13/19	California	W	75-67 A 1-OT
01/10/19	Oregon	W	87-84 A 1-OT
03/09/18	Arizona	L	67-78 N 1-OT
02/17/18	Oregon	W	86-78 H 1-OT
01/04/18	Stanford	L	99-107 A 2-OT
12/09/17	Michigan	L	69-78 A 1-OT
11/15/17	Central Arkansas	W	106-101 H 1-OT
01/01/16	Washington	L	93-96 A 2-OT
11/13/15	Monmouth	L	81-84 H 1-OT
01/08/15	Stanford	W	86-81 H 2-OT
02/27/14	Oregon	L	83-87 H 2-OT
02/27/13	Arizona State	W	79-74 H 1-OT
01/30/13	USC	L	71-75 H 1-OT
12/28/12	Missouri	W	97-94 H 1-OT
11/13/12	UC Irvine	W	80-79 H 1-OT
03/05/11	Washington State	W	58-54 A 1-OT
02/20/11	California	L	72-76 A 1-OT
01/29/11	Arizona State	W	73-72 A 1-OT
01/28/10	Oregon	L	66-71 A 1-OT
01/06/10	California	W	76-75 A 1-OT
11/16/09	Cal State Fullerton	L	65-68 H 2-OT
01/17/09	Arizona State	L	58-61 H 1-OT
03/06/08	Stanford	W	77-67 H 1-OT
03/08/07	California	L	69-76 N 1-OT
03/02/06	California	W	67-58 A 1-OT
02/03/05	Washington State	W	58-56 A 1-OT
01/06/05	Washington State	W	80-77 H 2-OT
02/25/04	USC	L	77-78 A 1-OT
02/12/04	Arizona State	L	62-74 A 1-OT
01/10/04	Washington	W	86-84 A 1-OT
12/13/03	Loyola Marymount	W	69-66 H 1-OT
03/13/03	Arizona	W	96-89 N 1-OT
02/20/03	California	W	76-75 H 1-OT
01/30/03	Oregon	L	91-96 H 1-OT
11/26/02	San Diego	L	81-86 H 1-OT
03/17/02	Cincinnati	W	105-101 N 2-OT
02/24/01	Oregon State	W	68-65 A 1-OT
02/15/01	Arizona	W	79-77 H 1-OT
11/10/00	Kentucky	W	97-92 N 1-OT
03/04/00	Stanford	W	94-93 A 1-OT
12/23/99	South Florida	W	103-98 N 1-OT
01/04/99	Arizona State	W	88-85 H 1-OT
02/18/98	USC	W	82-75 A 1-OT
03/20/97	Iowa State	W	74-73 N 1-OT
01/30/97	Oregon	L	85-87 A 1-OT
01/18/97	Arizona	W	84-78 H 1-OT
11/20/96	Tulsa	L	76-77 H 1-OT
03/07/96	Washington	W	91-88 H 1-OT
01/04/96	Washington State	W	78-73 A 1-OT
02/16/95	Arizona State	W	82-77 H 1-OT
03/21/93	Michigan	L	84-86 N 1-OT
01/18/92	Oregon State	W	87-81 H 1-OT
02/10/91	Arizona	L	94-105 H 1-OT
01/24/91	Oregon State	L	96-97 A 2-OT
02/20/88	Arizona	L	76-78 H 1-OT
12/23/87	Stanford	L	110-116 A 2-OT
01/18/87	Oregon State	W	69-67 H 1-OT
02/15/86	Arizona State	L	73-74 A 1-OT
02/06/86	Washington	W	94-89 H 1-OT
01/11/86	Washington State	W	81-80 A 2-OT

AGAINST TOP-RANKED OPPONENTS

UCLA has totaled 11 wins over top-10 teams since the start of the 2015-16 season. The Bruins have won eight of their last 18 games against "top-five" teams. The Bruins last faced a team ranked among the AP's top 10 on March 7, 2024.

The last time that UCLA ...

Faced a top-10 team:	vs. No. 5 Arizona	L, 88-65	March 7, 2024
Faced a top-10 team at home:	vs. No. 5 Arizona	L, 88-65	March 7, 2024
Faced a top-10 team in a true road game:	at No. 7 Arizona	L, 76-66	Feb. 3, 2022
Defeated a top-10 team:	vs. No. 8 Arizona	W, 82-73	March 4, 2023
Defeated a top-10 team in a true road game:	at No. 4 Arizona	W, 77-72	Feb. 25, 2017
Faced a top-10 non-conference team:	vs. No. 4 Marquette	L, 71-69	Nov. 20, 2023
Faced a top-10 non-conference team at home:	vs. No. 4 Villanova	W, 86-77	Nov. 12, 2021
Defeated a top-10 non-conference team:	vs. No. 4 Villanova	W, 86-77	Nov. 12, 2021
Defeated a top-10 non-conference team at home:	vs. No. 4 Villanova	W, 86-77	Nov. 12, 2021
Defeated a top-10 non-conference team (road/neutral):	vs. No. 4 Michigan	W, 51-49	March 30, 2021

AGAINST NUMBER ONE

Since the start of the 2015-16 season, UCLA has gone 2-5 against the No. 1-ranked team (ranked in that week's AP poll). Most recently, UCLA lost in a neutral-site contest to No. 1 Gonzaga, 83-63 (in Las Vegas, on Nov. 23, 2021). The Bruins last defeated the No. 1-ranked team (Kentucky) on Dec. 3, 2016, in their first trip to UK's Rupp Arena. Other recent meetings against the nation's No. 1-ranked team have occurred in April 2021 (vs. Gonzaga), Dec. 2015 (vs. Kentucky), Dec. 2014 (vs. Kentucky), and March 2014 (vs. Florida). UCLA has gone 12-24 all-time against the AP's No. 1-ranked team.

The Last Time ...

	Date	Result	Score	Opponent	Venue
Played No. 1 team	11/23/2021	L	83-63	Gonzaga	T-Mobile Arena
Defeated No. 1 team	12/03/2016	W	97-92	Kentucky	Rupp Arena
Defeated No. 1 team at home	12/03/2015	W	87-77	Kentucky	Pauley Pavilion
Defeated No. 1 team on road	12/03/2016	W	97-92	Kentucky	Rupp Arena

UCLA VERSUS AP RANKED TEAMS

Year	Record vs. Ranked Team	Games
2016-17	4-4	8
2017-18	2-2	4
2018-19	0-3	3
2019-20	3-2	5
2020-21	3-2	5
2021-22	5-4	9
2022-23	3-5	8
2023-24	0-5	5
2024-25	0-0	0

Under Coach Cronin (2019-20 through 2023-24): 14-18

- Kentucky was ranked No. 1 in the AP and USA Today Coaches polls when UCLA faced them in Dec. 2014, Dec. 2015 and Dec. 2016. UCLA's win at Rupp Arena on Dec. 3, 2016 marked the Bruins' first victory on the road at a No. 1-ranked team since Feb. 3, 2001 (when UCLA knocked off Stanford, 79-73). UCLA had not played a road game at the nation's No. 1-ranked team since Feb. 13, 2003.

- The Bruins' victory at Kentucky on Dec. 3, 2016 marked the program's first victory in a true road game against the nation's No. 1 team since Feb. 3, 2001, when UCLA knocked off Stanford, 79-73, in Maples Pavilion. Since the start of the 1999-2000 season, UCLA has gone 6-9 against the No. 1-ranked team.

UCLA versus Ranked Teams (since 2001-02, AP Poll)

Date	Team	Venue	W/L	Score	Opp. UCLA
03/07/24	Arizona	H	L	65-88	5 --
03/02/24	Washington State	A	L	65-77	19 --
01/20/24	Arizona	A	L	71-77	12 --
11/22/23	Gonzaga	N	L	65-69	11 --
11/20/23	Marquette	N	L	69-71	4 --
03/23/23	Gonzaga	N	L	76-79	9 7
03/11/23	Arizona	N	L	59-61	8 2
03/04/23	Arizona	H	W	82-73	8 4
01/21/23	Arizona	A	L	52-58	11 5
12/17/22	Kentucky	N	W	63-53	13 16
12/14/22	Maryland	A	W	87-60	20 16
11/20/22	Baylor	N	L	75-80	5 8
11/18/22	Illinois	N	L	70-79	19 8
03/19/22	Saint Mary's	N	W	72-56	18 11
03/12/22	Arizona	N	L	76-84	2 13
03/11/22	USC	N	W	69-59	21 13
03/05/22	USC	H	W	75-68	16 17
02/12/22	USC	A	L	64-67	21 12
02/03/22	Arizona	A	L	66-76	7 3
01/25/22	Arizona	H	W	75-59	3 7
11/23/21	Gonzaga	N	L	63-83	1 2
11/12/21	Villanova	H	W (OT)	86-77	4 2
04/03/21	Gonzaga	N	L (OT)	90-93	1 --
03/30/21	Michigan	N	W	51-49	4 --
03/28/21	Alabama	N	W (OT)	88-78	5 --
03/20/21	BYU	N	W	73-62	23 --
12/19/20	Ohio State	N	L	70-77	20 --
02/22/20	Colorado	A	W	70-63	18 --
02/08/20	Arizona	A	W	65-52	23 --
01/30/20	Colorado	H	W	72-68	20 --
01/26/20	Oregon	A	L	75-96	12 --
11/27/19	Michigan State	N	L	62-75	3 --
12/22/18	Ohio State	N	L	66-80	15 --
11/23/18	North Carolina	N	L	78-94	7 17
11/22/18	Michigan State	N	L	67-87	11 17
03/09/18	Arizona	N	L (OT)	67-78	15 --
02/08/18	Arizona	A	W	82-74	13 --
12/23/17	Kentucky	N	W	83-75	7 --
12/16/17	Cincinnati	H	L	63-77	25 --
03/24/17	Kentucky	N	L	75-86	5 8
03/19/17	Cincinnati	N	W	79-67	18 8
03/10/17	Arizona	N	L	75-86	7 3
02/25/17	Arizona	A	W	77-72	4 5
02/09/17	Oregon	H	W	82-79	5 10
01/21/17	Arizona	H	L	85-96	14 3
12/28/16	Oregon	A	L	87-89	21 2
12/03/16	Kentucky	A	W	97-92	1 11
03/02/16	Oregon	H	L	68-76	9 --
02/12/16	Arizona	A	L	75-81	17 --
01/07/16	Arizona	H	W	87-84	7 --
12/19/15	North Carolina	N	L	76-89	11 22

Date	Team	Venue	W/L	Score	Opp. UCLA
12/12/15	Gonzaga	A	W	71-66	20 --
12/03/15	Kentucky	H	W	87-77	1 --
11/24/15	Kansas	N	L	73-92	5 --
03/27/15	Gonzaga	N	L	62-74	7 --
03/19/15	SMU	N	W	60-59	20 --
03/13/15	Arizona	N	L	64-70	5 --
02/21/15	Arizona	A	L	47-57	7 --
01/29/15	Utah	H	W	69-59	11 --
01/04/15	Utah	A	L	39-71	10 --
12/20/14	Kentucky	N	L	44-83	1 --
12/13/14	Gonzaga	H	L	74-87	9 --
11/27/14	North Carolina	N	L	56-78	5 22
03/27/14	Florida	N	L	68-79	1 20
03/15/14	Arizona	N	W	75-71	4 --
01/16/14	Colorado	A	W	69-56	21 25
01/09/14	Arizona	H	L	75-79	1 --
12/19/13	Duke	N	L	63-80	8 --
03/15/13	Arizona	N	W	66-64	18 24
03/02/13	Arizona	H	W	74-69	11 --
01/24/13	Arizona	A	W	84-73	6 --
01/19/13	Oregon	H	L	67-76	21 24
12/28/12	Missouri	H	W (OT)	97-94	7 --
12/01/12	San Diego State	N	L	69-78	23 24
11/23/11	Michigan	N	L	63-79	15 --
11/22/11	Kansas	N	L	56-72	14 --
03/19/11	Florida	N	L	65-73	15 --
02/26/11	Arizona	H	W	71-49	10 --
12/18/10	BYU	N	W	86-79	16 --
12/02/10	Kansas	A	L	76-77	4 --
11/24/10	Villanova	N	L	70-82	7 --
12/06/09	Kansas	H	L	61-73	1 --
11/27/09	Butler	N	L	67-69	12 --
03/21/09	Villanova	N	L	69-89	11 18
02/19/09	Washington	H	W	85-76	22 20
02/12/09	Arizona State	A	L	67-74	18 11
01/17/09	Arizona State	H	L (OT)	58-61	16 9
12/04/08	Texas	A	L	64-68	8 12
04/05/08	Memphis	N	L	63-78	2 3
03/29/08	Xavier	N	W	76-57	12 3
03/15/08	Stanford	N	W	67-64	11 3
03/06/08	Stanford	H	W (OT)	77-67	7 3
02/07/08	Washington State	A	W	67-59	17 5
01/12/08	Washington State	H	W	81-74	4 5
01/03/08	Stanford	A	W	76-67	20 5
12/02/07	Texas	H	L	61-63	8 2
11/20/07	Michigan State	N	W	68-63	10 2
03/31/07	Florida	N	L	66-76	3 7
03/24/07	Kansas	N	W	68-55	2 7
03/22/07	Pittsburgh	N	W	64-55	10 7
03/01/07	Washington State	A	W	53-45	13 2
02/17/07	Arizona	A	W	81-66	19 5

Date	Team	Venue	W/L	Score	Opp. UCLA
02/07/07	USC	H	W	70-65	19 2
02/01/07	Oregon	H	W	69-57	9 5
01/20/07	Arizona	H	W	73-69	11 3
01/06/07	Oregon	A	L	66-68	16 1
12/31/06	Washington	H	W	96-74	13 1
12/09/06	Texas A&M	N	W	65-62	6 1
11/22/06	Georgia Tech	N	W	88-73	19 5
11/21/06	Kentucky	N	W	73-68	20 5
04/03/06	Florida	N	L	57-73	10 7
04/01/06	LSU	N	W	59-45	19 7
03/25/06	Memphis	N	W	50-45	4 7
03/23/06	Gonzaga	N	W	73-71	5 7
02/11/06	Washington	A	L	67-70	21 13
01/21/06	West Virginia	H	L	56-60	12 18
01/14/06	Washington	H	L	65-69	13 11
01/05/06	Arizona	A	W	85-79	21 17
12/10/05	Nevada	N	W	67-56	17 16
11/23/05	Memphis	N	L	80-88	11 16
03/17/05	Texas Tech	N	L	66-78	24 --
02/12/05	Arizona	H	L	73-83	12 --
02/05/05	Washington	A	L	70-82	13 --
01/15/05	Arizona	A	L	73-76	17 --
01/08/05	Washington	H	W	95-86	12 --
12/21/04	Michigan State	A	L	64-76	23 --
02/21/04	Stanford	H	L	60-73	1 --
02/14/04	Arizona	A	L	83-107	16 --
01/22/04	Stanford	A	L	52-67	2 --
01/17/04	Arizona	H	L	72-97	7 --
12/06/03	Kentucky	N	L	50-52	9 --
03/13/03	Arizona	N	L (OT)	89-96	1 --
02/22/03	Stanford	H	L	84-93	21 --
02/20/03	California	H	W (OT)	76-75	18 --
02/13/03	Arizona	A	L	70-106	1 --
01/30/03	Oregon	H	L (OT)	91-96	22 --
01/25/03	California	A	L	69-80	25 --
01/18/03	Arizona	H	L	52-87	2 --
12/21/02	Kansas	A	L	70-87	19 --
11/30/02	Duke	N	L	73-84	4 --
03/17/02	Cincinnati	N	W (2OT)	105-101	5 --
03/07/02	California	N	L	61-67	25 --
03/02/02	Oregon	H	L	62-65	13 --
02/23/02	Stanford	A	W	95-92	10 25
02/14/02	Arizona	H	W	77-76	9 20
02/06/02	USC	H	W	67-65	25 15
01/24/02	Stanford	H	L	76-86	17 13
01/19/02	Arizona	A	L	86-96	15 9
01/12/02	Kansas	H	W	87-77	1 11
12/29/01	Georgetown	H	W	98-91	20 15
12/08/01	Alabama	N	W	79-57	16 20

HEAD COACH MICK CRONIN – YEAR-BY-YEAR SUMMARY

Year	School	Record	Pct.	League	Pct.	Finish	Postseason
2003-04	Murray State	28-6	.824	14-2	.875	2nd	NCAA First Round (0-1)
2004-05	Murray State	17-11	.607	11-5	.688	t-2nd	–
2005-06	Murray State	24-7	.774	17-3	.850	1st	NCAA First Round (0-1)
2006-07	Cincinnati	11-19	.367	2-14	.125	16th	–
2007-08	Cincinnati	13-19	.406	8-10	.444	10th	CBI Tournament First Round (0-1)
2008-09	Cincinnati	18-14	.563	8-10	.444	9th	–
2009-10	Cincinnati	19-16	.543	7-11	.389	11th	NIT Second Round (1-1)
2010-11	Cincinnati	26-9	.743	11-7	.611	t-6th	NCAA Second Round (1-1)
2011-12	Cincinnati	26-11	.703	12-6	.667	t-4th	NCAA Sweet 16 (2-1)
2012-13	Cincinnati	22-12	.647	9-9	.500	t-9th	NCAA First Round (0-1)
2013-14	Cincinnati	27-7	.794	15-3	.833	t-1st	NCAA First Round (0-1)
2014-15	Cincinnati	23-11	.676	13-5	.722	t-3rd	NCAA Second Round (1-1)
2015-16	Cincinnati	22-11	.667	12-6	.667	t-3rd	NCAA First Round (0-1)
2016-17	Cincinnati	30-6	.833	16-2	.889	2nd	NCAA Second Round (1-1)
2017-18	Cincinnati	31-5	.861	16-2	.889	1st	NCAA Second Round (1-1)
2018-19	Cincinnati	28-7	.800	14-4	.778	2nd	NCAA First Round (0-1)
2019-20	UCLA	19-12	.613	12-6	.667	2nd	– (COVID-19, no NCAA Tournament)
2020-21	UCLA	22-10	.688	13-6	.684	4th	NCAA Final Four (5-1)
2021-22	UCLA	27-8	.771	15-5	.750	2nd	NCAA Sweet 16 (2-1)
2022-23	UCLA	31-6	.861	18-2	.900	1st	NCAA Sweet 16 (2-1)
2023-24	UCLA	16-17	.485	10-10	.500	5th	–
2024-25	UCLA	1-1	.500	0-0	.000	–	–
3 seasons at Murray State		69-24	.742	43-10	.808	–	2 NCAA Tournaments
13 seasons at Cincinnati		296-147	.668	144-89	.616	–	9 NCAA Tournaments
6th season at UCLA		116-54	.682	68-29	.698	–	3 NCAA Tournaments
22nd season, overall		481-225	.681	255-128	.666	–	14 NCAA Tournaments

NOTES ON MICK CRONIN

Now in his sixth year as UCLA's head coach (his 22nd year, overall) ... led UCLA to the NCAA Tournament in 2021, 2022 and 2023 ... in 13 seasons at Cincinnati, he guided the Bearcats to nine straight NCAA Tournaments (2011-2019) ... in the past 21 seasons as a head coach, he has led his programs to 14 NCAA Tournament berths ... during his first five seasons at UCLA, he coached in the Pac-12 ... at Cincinnati, he coached in the Big East Conference from 2007-13 (the Big East had either 15 or 16 teams during that span) ... Cincinnati moved to the American Athletic Conference prior to the 2013-14 school year ... the Big Ten Conference marks the fifth athletic conference in which Coach Cronin has coached as a head coach.

Mick Cronin's Career Records vs. Opponents

Abilene Christian	1-0	Florida State	1-1	North Carolina	0-3	St. John's	5-6
Akron	1-0	George Mason	1-0	North Carolina A&T	1-0	St. Mary's	1-1
Alabama	2-0	George Washington	1-0	North Carolina Central	3-0	Stanford	5-3
Alabama State	2-0	Georgetown	6-6	North Florida	1-0	Stony Brook	1-0
Albany	1-0	Georgetown College	1-0	Northern Kentucky	1-0	Syracuse	2-6
Arizona	6-6	Georgia	1-0	Northwestern	1-0	TCU	1-0
Arizona State	8-2	Georgia Southern	1-0	Northwestern State	1-0	Temple	9-3
Arkansas Little Rock	1-0	Georgia State	1-0	Notre Dame	3-8	Tennessee	0-1
Arkansas Pine Bluff	5-0	Gonzaga	0-5	Oakland	1-0	Tennessee State	5-1
Arkansas Tech	1-0	Harvard	0-1	Ohio	0-1	Tennessee-Martin	9-0
Appalachian State	1-0	High Point	1-0	Ohio State	0-5	Tennessee Tech	3-2
Austin Peay	4-1	Hofstra	0-1	Oklahoma	2-0	Texas	1-0
Baylor	0-1	Houston	10-4	Oregon	5-6	Texas A&M Corpus Christi	1-1
Bellarmine	2-0	Howard	1-0	Oregon State	8-1	Texas San Antonio	2-0
Belmont	0-1	Illinois	0-2	Penn State	1-0	Texas Southern	3-0
Bowling Green	2-1	Illinois-Chicago	1-0	Pepperdine	2-0	Toledo	2-0
Bradley	0-1	Illinois State	0-1	Pittsburgh	4-8	Tulane	6-1
Brown	1-0	Iowa	0-1	Prairie View A&M	1-0	Tulsa	8-1
Buffalo	1-0	Iowa State	2-1	Presbyterian	0-1	UAB	1-4
Butler	0-2	Jacksonville State	6-0	Providence	4-5	UC Davis	2-0
BYU	1-1	Kansas State	1-0	Purdue	1-0	UCLA	2-1
Cal State Bakersfield	2-0	Kennesaw State	1-0	Purdue Fort Wayne	1-0	UC Riverside	1-0
Cal State Fullerton	0-1	Kentucky	1-1	Radford	1-0	UC Santa Barbara	1-0
Cal State Northridge	0-1	Lafayette	1-0	Rhode Island	0-1	UMass Lowell	1-0
California	7-1	Lipscomb	2-0	Rice	2-0	UNC Asheville	1-0
Campbell	2-0	Long Beach State	4-0	Richmond	1-0	UNLV	4-0
Campbellsville	1-0	Long Island University	1-0	Rider	1-0	USC	4-7
Central Florida	10-2	Louisville	5-7	Robert Morris	1-0	Utah	7-2
Central Michigan	1-0	Marquette	5-5	Rutgers	9-3	Utah Valley	1-0
Chaminade	2-0	Marshall	2-1	Sacramento State	1-0	Vanderbilt	1-0
Charleston Southern	1-0	Maryland	2-1	Samford	3-3	VCU	1-1
Chicago State	3-0	Maryland Eastern Shore	1-0	San Diego	1-0	Villanova	5-5
Cincinnati	0-1	Memphis	10-5	San Diego State	1-1	Wagner	2-0
Cleveland State	1-0	Miami (Ohio)	5-0	San Jose State	1-0	Washington	9-1
Coastal Carolina	2-0	Michigan	1-0	Savannah State	2-0	Washington State	6-3
Colorado	9-1	Michigan State	1-1	Seattle	1-0	Weber State	1-0
Connecticut	15-11	Middle Tennessee	2-0	Seton Hall	4-3	West Florida	1-0
Coppin State	1-0	Milwaukee	1-0	SIU Edwardsville	2-0	West Virginia	3-5
Creighton	0-1	Mississippi	1-1	SMU	11-4	Western Carolina	3-0
Dayton	1-1	Mississippi State	2-1	South Carolina State	1-0	Western Illinois	1-0
Delaware State	2-0	Mississippi Valley State	1-0	South Carolina Upstate	2-0	Western Kentucky	1-1
Denver	2-0	Missouri	1-1	South Dakota	1-0	Western Michigan	1-0
DePaul	6-3	Morehead State	8-0	South Florida	14-4	Wichita State	4-1
East Carolina	5-2	Morgan State	1-0	Southeast Missouri	5-2	Winthrop	1-0
Eastern Illinois	6-1	Mount St. Mary's	1-0	Southeastern Louisiana	1-0	Wright State	3-0
Eastern Kentucky	6-1	N.C. State	3-1	Southern Illinois	1-2	Wofford	0-1
Fairfield	1-0	Nebraska	2-1	Southern Mississippi	1-0	Wyoming	1-0
Fairleigh Dickinson	1-0	Nevada	0-1	Southern Utah	1-0	Xavier	5-8
Florida	0-1	New Mexico	0-3	St. Francis (Pa.)	3-0		
Florida A&M	1-0	Norfolk State	2-0	St. Joseph's	0-1		

MICK CRONIN

The Michael Price Family UCLA
Men's Head Basketball Coach



Record at UCLA

116-54 (Sixth season)

Overall Record

481-225 (22nd season)

Mick Cronin has served as UCLA's head coach for the past five seasons, having been named the 14th head coach in the history of the men's basketball program on April 9, 2019. Cronin arrived in Westwood after spending the previous 13 seasons as head coach at his alma mater, the University of Cincinnati. He served as the head coach at Murray State for three seasons, prior to taking the head coaching position at Cincinnati.

Cronin has led his teams to the NCAA Tournament 14 times. He made his first-ever trip to the NCAA Final Four in 2021, with UCLA, as the Bruins defeated No. 1-seed Michigan, 51-49, on March 30, 2021, advancing to the NCAA Final Four in Indianapolis.

Cronin was named the Pac-12 Coach of the Year in 2020 and 2023, marking the third conference in which he has secured "Coach of the Year" acclaim. He was named the American Athletic Conference's Coach of the Year (AAC) in 2014, while at Cincinnati. In addition, he was named the Ohio Valley Conference Coach of the Year (OVC) in 2006, his third and final season at that program. In addition, Cronin was honored as the Sporting News National Coach of the Year in 2018, having led Cincinnati to a 31-5 overall record that season.

Cronin closed the 2023-24 basketball season with the most head coaching victories at the NCAA Division I level (480) among active head coaches, age 53 years old or younger (Cronin will turn 53 in the summer of 2024). In 2022-23, he guided UCLA to its first Pac-12 regular-season title since 2013, as the Bruins went 18-2 in conference play.

In 2020-21, Cronin guided the Bruins to a 22-10 overall record. UCLA won five consecutive games over a 13-day span during the NCAA Tournament, advancing to the NCAA Final Four for the first time since 2008. UCLA had entered the NCAA Tournament in 2021 as a "First Four" team, becoming the second team ever to advance from the First Four to the Final Four. The NCAA Tournament began using a 68-team field (with the First Four) in 2011.

During his first season in Westwood (2019-20), Cronin led the Bruins to a 19-12 record and a 12-6 mark in the Pac-12 Conference. That marked UCLA's highest finish in the Pac-12 regular-season standings since finishing in second place in 2013-14. The Bruins went 8-9 to open the season before winning 11 of their final 14 games.

Before he became UCLA's head coach, Cronin led Cincinnati to consecutive NCAA Tournaments the previous nine years. He guided Cincinnati to a pair of back-to-back 30-plus win seasons in 2017 and 2018, and coached the Bearcats to the American Athletic Conference (AAC) Tournament title in 2018 and 2019.

PROFIT TO BECOMING A HEAD COACH

Cronin became a head coach at Murray State (Murray, Kentucky) at the age of 32, prior to the 2003-04 school year. The son of longtime high school coach Hep Cronin, Mick Cronin served as an assistant varsity coach and head junior varsity coach at Woodward High School while he was completing his undergraduate studies at Cincinnati. He served as the video coordinator and later as an assistant coach for head coach Bob Huggins at Cincinnati (assistant coach from 1997 through 2001). He joined the coaching staff at Louisville prior to the 2001-02 school year, serving as the program's associate head coach for Rick Pitino. After two seasons on the staff at Louisville, Cronin became the head coach at Murray State. In three seasons at Murray State, Cronin led the Racers to a pair of NCAA Tournament appearances and a combined record of 69-24. Cronin compiled a 42-10 record in the Ohio Valley Conference during his three seasons at Murray State.

ABOUT UCLA's COACHING STAFF



DARREN SAVINO

Associate Head Coach, 6th season
Alma Mater: Jersey City College '16

- Has spent the last five seasons as UCLA's associate head coach ... prior to coaching with the Bruins, he served as an assistant coach at Cincinnati, working alongside head coach Mick Cronin ... helped guide Cincinnati to a record of 235-79 through nine seasons.
- Has helped the Bruins compile a 115-53 overall record in five seasons (2019-20 through 2023-24) ... UCLA advanced to the NCAA Final Four in 2021, recording five consecutive victories over a 13-day span.

• Coached Cincinnati's program to nine consecutive NCAA Tournament appearances from 2011 through 2019 ... in his final season with the Bearcats, Cincinnati went 28-7 and won the American Athletic Conference Tournament title ... Coach Savino was elevated to the role of associate head coach at Cincinnati in April 2018.

• Through the final three seasons at Cincinnati, helped the Bearcats' program to an 89-18 record, including consecutive American Athletic Conference Tournament championships in 2018 and 2019.



ROD PALMER

Assistant Coach, 6th season
Alma Mater: UC Irvine '90

- Has spent five seasons as an assistant coach at UCLA ... has coached in the Southern California region for 31 years ... prior to joining UCLA, he was an assistant coach at San Diego State in 2018-19 and for the previous 11 seasons at Long Beach State.
- Helped the Bruins compile a 115-53 overall record through five seasons (2019-20 through 2023-24) ... UCLA advanced to the NCAA Final Four in 2021, recording five consecutive wins over a 13-day span.

• Served as an assistant coach at Long Beach State for 11 seasons (from 2007-08 through 2017-18) ... helped Long Beach State advance to the NCAA Tournament in 2012 and guided the program to Big West Conference crowns in 2011, 2012 and 2013.

• Prior to his time at Long Beach State, spent 14 seasons as a high school coach in Los Angeles ... was the head coach at Centennial High School (Compton) from 2000-07 and at Compton High School from 1993-00 ... his teams at Centennial won the CIF Division III Southern Regional title in 2002 and 2004, while his 2006 squad captured the CIF Division III-A Championship.



NATE GEORGETON

Assistant Coach, 2nd season
Alma Mater: Cincinnati '19

- Now in his sixth season on the Bruins' coaching staff, his second full season as an assistant coach ... previously, he served as the team's video coordinator and as the director of student-athlete development.
- Has played a major role in the Bruins' recruiting efforts, managing recruiting databases, schedules and visits ... was initially hired as UCLA's video coordinator in the summer of 2019.

• Over the past five seasons, has helped UCLA's program compile a record of 115-53 ... the Bruins went 31-6 in 2022-23 and 18-2 in Pac-12 play to capture the program's first conference championship since 2013.

• Graduated from the University of Cincinnati in 2019 ... spent his first two years of college at Northwood University (Division II) in Michigan ... earned his degree from Cincinnati in interdisciplinary studies with a focus in sports administration and business.



NEMANJA "YOGI" JOVANOVIC

Assistant Coach, 2nd season
Alma Mater: University of Belgrade '09

- Joined the Bruins' coaching staff in the summer of 2023 ... serves as an assistant coach and as UCLA's director of international recruiting ... primarily goes by the name "Yogi."

• Spent the previous nine seasons working at three universities in the United States – SMU (2015-22), DePaul (2022-23) and UT Arlington (2023-24) ... also has brought extensive international experience to Westwood.

• In his seven seasons at SMU (2015-22), served as the Director of Player Development for four years and was also the program's Director of Video Services for one season ... helped SMU to win the American Athletic Conference regular-season title in 2017 and the AAC Tournament championship in 2017 ... SMU's team advanced to the NCAA Tournament in 2017.

• Began his coaching career in Europe in 2002 with BC Zeleznicar Lajkovac in his native country of Serbia ... worked as an assistant coach for one of the top European teams in Red Star Belgrade ... also had stints coaching in Sweden, Denmark and Spain.



BRENDYN TAYLOR

Assistant Coach, 2nd season
Alma Mater: USC '15

- Joined the Bruins' coaching staff in the summer of 2023 ... has assisted the team in a variety of areas as an assistant coach, most notably in a player development role.

• Spent the previous two seasons on the coaching staff at St. John's in New York as a graduate assistant ... worked for head coach Mike Anderson during the 2021-22 and 2022-23 basketball seasons.

• Played basketball at Fairfax High School in Los Angeles before attending the University of Southern California (USC) from 2012-15 ... earned his bachelor's degree from USC before moving to Santa Clara as a graduate transfer ... concluded his collegiate career at Bushnell College in Eugene, Ore., helping that program to the 2017 Cascade Collegiate Conference title.

MISCELLANEOUS STATS

CAREER TOTALS (in order by most games played)

PLAYER	GP	PTS	REB	AST
Lazar Stefanovic ^	98	951	391	180
Kobe Johnson	93	690	348	215
Dylan Andrews	70	549	111	160
William Kyle III	69	751	393	89
Tyler Bilodeau	55	724	327	57
Dominick Harris	63	437	108	42
Skyy Clark	44	485	138	122
Eric Dailey Jr.	34	313	166	52
Sebastian Mack	35	413	120	55
Brandon Williams	32	100	70	17
Aday Mara	30	102	56	16
Devin Williams	10	14	7	0
Trent Perry	2	14	6	3
Evan Manjikian	2	3	1	0
Jack Seidler	0	0	0	0

PLAYER	GAMES PLAYED		STARTS	
	24-25	CAREER	24-25	CAREER
Dylan Andrews	2	70	2	34
Tyler Bilodeau	2	66	2	47
Skyy Clark	2	44	2	42
Eric Dailey Jr.	2	34	2	18
Dominick Harris	1	63	0	13
Kobe Johnson	2	93	2	59
William Kyle III	2	69	0	49
Sebastian Mack	2	35	0	30
Evan Manjikian	0	2	0	0
Aday Mara	2	30	0	8
Lazar Stefanovic ^	2	98	0	66
Brandon Williams	0	32	0	14
Devin Williams	0	10	0	0
Trent Perry	2	2	0	0
Jack Seidler	0	0	0	0

PLAYER	DOUBLE-FIGURE POINTS		DOUBLE-FIGURE REBOUNDS	
	24-25	CAREER	24-25	CAREER
Lazar Stefanovic ^	0	48	0	2
William Kyle III	0	39	0	7
Tyler Bilodeau	2	38	1	5
Kobe Johnson	1	33	0	0
Skyy Clark	0	24	0	0
Dylan Andrews	1	23	0	0
Dominick Harris	0	19	0	0
Sebastian Mack	1	20	0	0
Eric Dailey Jr.	0	15	0	2
Brandon Williams	0	2	0	0
Aday Mara	0	2	0	1

DOUBLE-DOUBLES

PLAYER	2024-25	CAREER
William Kyle III	0	6
Tyler Bilodeau	1	4
Eric Dailey Jr.	0	2
Lazar Stefanovic	0	2

* double-doubles, points and assists

30+ POINTS

PLAYER	2024-25	CAREER
Dylan Andrews	0	1
Skyy Clark	0	1
Dominick Harris	0	1

20+ POINTS


PLAYER	2024-25	CAREER
Tyler Bilodeau	1	7
Dylan Andrews	0	7
Dominick Harris	0	7
Skyy Clark	0	6
Sebastian Mack	0	6
Lazar Stefanovic ^	0	5
William Kyle III	0	4
Kobe Johnson	0	2
Eric Dailey Jr.	0	1

10+ REBOUNDS

PLAYER	2024-25	CAREER
William Kyle III	0	7
Tyler Bilodeau	1	5
Eric Dailey Jr.	0	2
Lazar Stefanovic	0	2
Aday Mara	0	1

^ includes statistics from schools prior to UCLA (transfer)

UCLA's RADIO/TV ROSTER



0 KOBE JOHNSON
SR, G – 6-6, 200
PPG: 9.5 RPG: 6.0 APG: 4.0
GP/GS: 2/2



1 TRENT PERRY
FR, G – 6-4, 180
PPG: 7.0 RPG: 3.0 APG: 1.5
GP/GS: 2/0



2 DYLAN ANDREWS
JR, G – 6-2, 180
PPG: 9.0 RPG: 4.0 APG: 0.5
GP/GS: 2/2



3 ERIC DAILEY JR.
SO, G/F – 6-8, 230
PPG: 7.0 RPG: 5.5 APG: 1.5
GP/GS: 2/2




5 BRANDON WILLIAMS
SO, G/F – 6-7, 220
PPG: – RPG: – APG: –
GP/GS: 0/0



7 CHRISTIAN HORRY
FR, G – 6-2, 175
PPG: – RPG: – APG: –
GP/GS: 0/0



8 DOMINICK HARRIS
R-SR, G – 6-3, 190
PPG: 0.0 RPG: 4.0 APG: 0.0
GP/GS: 1/0



10 LAZAR STEFANOVIC
SR, G – 6-7, 190
PPG: 4.0 RPG: 2.0 APG: 0.0
GP/GS: 2/0



12 SEBASTIAN MACK
SO, G – 6-3, 200
PPG: 7.0 RPG: 1.0 APG: 1.5
GP/GS: 2/0




13 ERIC FREENY
FR, G – 6-4, 200
PPG: – RPG: – APG: –
GP/GS: 0/0



15 ADAY MARA
SO, C – 7-3, 240
PPG: 2.5 RPG: 1.0 APG: 1.5
GP/GS: 2/0



21 EVAN MANJIKIAN
R-SO, F – 6-8, 235
PPG: – RPG: – APG: –
GP/GS: 0/0




22 DEVIN WILLIAMS
SO, F – 6-10, 200
PPG: – RPG: – APG: –
GP/GS: 0/0



24 WILLIAM KYLE III
JR, F – 6-9, 230
PPG: 3.0 RPG: 4.5 APG: 0.0
GP/GS: 2/0



30 JACK SEIDLER
R-SO, G – 6-4, 205
PPG: – RPG: – APG: –
GP/GS: 0/0



34 TYLER BILODEAU
JR, F – 6-9, 230
PPG: 20.5 RPG: 10.5 APG: 0.0
GP/GS: 2/2



55 SKYY CLARK
JR, G – 6-3, 210
PPG: 5.0 RPG: 0.5 APG: 4.0
GP/GS: 2/2



MICK CRONIN
THE MICHAEL PRICE FAMILY UCLA
MEN'S HEAD BASKETBALL COACH
6th Season



DARREN SAVINO
ASSOCIATE HEAD COACH
6th Season



ROD PALMER
ASSISTANT COACH
6th Season



NATE GEORGETON
ASSISTANT COACH
2nd Season



YOGI JOVANOVIC
ASSISTANT COACH
2nd Season



BRENDYN TAYLOR
ASSISTANT COACH
2nd Season

FINAL 2023-24 PAC-12 STANDINGS

Team	Pac-12	Pct.	GB	Overall	Pct.
Arizona	15-5	.750	—	27-9	.750
Washington State	14-6	.700	1.0	25-10	.714
Colorado	13-7	.650	2.0	26-11	.703
Oregon	12-8	.600	3.0	24-12	.667
UCLA	10-10	.500	6.0	16-17	.485
Utah	9-11	.450	6.0	22-15	.595
California	9-11	.450	6.5	13-19	.406
Washington	9-11	.450	6.5	17-15	.531
USC	8-12	.400	7.0	15-18	.455
Stanford	8-12	.400	7.0	14-18	.438
Arizona State	8-12	.400	7.0	14-18	.438
Oregon State	5-15	.250	10.0	13-19	.406

FINAL 2022-23 PAC-12 STANDINGS

Team	Pac-12	Pct.	GB	Overall	Pct.
UCLA	18-2	.900	—	31-6	.838
Arizona	14-6	.700	4.0	28-7	.800
USC	14-6	.700	4.0	22-11	.667
Oregon	12-8	.600	6.0	21-15	.583
Arizona State	11-9	.550	7.0	23-13	.639
Washington State	11-9	.550	7.0	17-17	.500
Utah	10-10	.500	8.0	17-15	.531
Washington	8-12	.400	10.0	16-16	.500
Colorado	8-12	.400	10.0	18-17	.514
Stanford	7-13	.350	11.0	14-19	.424
Oregon State	5-15	.250	13.0	11-21	.344
California	2-18	.100	16.0	3-29	.094

FINAL 2021-22 PAC-12 STANDINGS

Team	Pac-12	Pct.	GB	Overall	Pct.
UCLA	15-5	.750	3.0	27-8	.771
USC	14-6	.700	4.0	26-8	.765
Colorado	12-8	.600	6.0	21-12	.636
Oregon	11-9	.550	7.0	20-15	.571
Washington	11-9	.550	7.0	17-15	.531
Washington State	11-9	.550	7.0	22-15	.595
Arizona State	10-10	.500	8.0	14-17	.452
Stanford	8-12	.400	10.0	16-16	.500
California	5-15	.250	13.0	12-20	.375
Utah	4-16	.200	14.0	11-20	.355
Oregon State	1-19	.050	17.0	3-28	.097

FINAL 2020-21 PAC-12 STANDINGS

Team	Pac-12	Pct.	GB	Overall	Pct.
UCLA	13-6	.684	1.5	22-10	.688
Arizona	11-9	.550	4.0	17-9	.654
Oregon State	10-10	.500	5.0	20-13	.606
Stanford	10-10	.500	5.0	14-13	.519
Utah	8-11	.421	6.5	12-13	.480
Arizona State	7-10	.412	6.5	11-14	.440
Washington State	7-12	.368	7.5	14-13	.519
Washington	4-16	.200	11.0	5-21	.192
California	3-17	.150	12.0	9-20	.310

FINAL 2019-20 PAC-12 STANDINGS

Team	Pac-12	Pct.	GB	Overall	Pct.
UCLA	12-6	.667	1.0	19-12	.613
Arizona State	11-7	.611	2.0	20-11	.645
USC	11-7	.611	2.0	22-9	.710
Arizona	10-8	.556	3.0	21-11	.656
Colorado	10-8	.556	3.0	21-11	.656
Stanford	9-9	.500	4.0	20-12	.625
Oregon State	7-11	.389	6.0	18-13	.581
Utah	7-11	.389	6.0	16-15	.516
California	7-11	.389	6.0	14-18	.438
Washington State	6-12	.333	8.0	16-16	.500
Washington	5-13	.278	9.0	15-17	.469

FINAL 2018-19 PAC-12 STANDINGS

Team	Pac-12	Pct.	GB	Overall	Pct.
UCLA	9-9	.500	6.0	17-16	.515
USC	8-10	.444	7.0	16-17	.485
Arizona	8-10	.444	7.0	17-15	.531
Stanford	8-10	.444	7.0	15-16	.484
Washington State	4-14	.222	11.0	11-21	.344
California	3-15	.167	13.0	8-23	.258

UCLA'S RECORD WHEN ...

	2024-25	PAST 6 YEARS
UCLA leads at halftime=	1-0	85-20
UCLA trails at halftime	0-1	29-31
Tied at halftime	0-0	2-3
UCLA builds a 10-point lead	1-0	93-12
UCLA trails by 10 points	0-1	13-35
UCLA leads with five minutes left	1-0	100-6
UCLA trails with five minutes left	0-1	13-47
There is a tie with five minutes left	0-0	3-1
UCLA leads with one minute left	1-0	105-6
UCLA trails with one minute left	0-1	7-46
There is a tie with one minute left	0-0	4-2
UCLA shoots better from the field	1-0	82-13
UCLA shoots worse from the field	0-1	33-41
UCLA shoots the same from the field	0-0	1-0
UCLA shoots 50% or better, overall	1-0	36-4
UCLA shoots less than 50%, overall	0-1	80-50
OPP shoots 50% or better, overall	0-1	11-17
OPP shoots less than 50%, overall	1-0	105-37
UCLA makes more 3-PT field goals	1-0	56-7
UCLA makes fewer 3-PT field goals	0-0	46-43
3-PT field goals are the same	0-0	14-3
UCLA shoots better from 3-PT range	1-0	80-12
UCLA shoots worse from 3-PT range	0-1	34-42
UCLA shoots the same from 3-PT range	0-0	2-0
UCLA shoots 40% or greater, from 3-PT	0-0	49-7
UCLA shoots less than 40%, from 3-PT	1-1	67-47
OPP shoots 40% or greater, from 3-PT	0-1	28-23
OPP shoots less than 40%, from 3-PT	1-0	88-31
UCLA makes the same or more FTs	1-1	87-19
UCLA makes fewer FTs	0-0	29-35
UCLA attempts the same or more FTs	0-1	86-19
UCLA attempts fewer FTs	1-0	30-35
UCLA shoots 75% or greater, at FT line	0-0	58-22
UCLA shoots less than 75%, at FT line	1-1	58-32
OPP shoots 75% or greater, at FT line	0-0	43-25
OPP shoots less than 75%, at FT line	1-1	73-29
UCLA outrebounds opponent	1-0	79-28
UCLA is outrebounded by opponent	0-0	27-23
Rebounds are the same	0-1	10-3
UCLA has more offensive rebounds	0-1	76-39
UCLA has fewer offensive rebounds	1-0	31-13
Offensive rebounds are the same	0-0	9-2
UCLA has more defensive rebounds	1-0	78-15
UCLA has fewer defensive rebounds	0-1	29-36
Defensive rebounds are the same	0-0	9-3
UCLA commits more fouls	0-0	32-29
UCLA commits fewer fouls	1-1	70-19
Fouls are the same	0-0	14-6
UCLA has more assists	1-0	83-11
UCLA has fewer assists	0-1	23-35
Assists are the same	0-0	10-8
UCLA commits more turnovers	0-0	24-26
UCLA commits fewer turnovers	1-1	89-23
Turnovers are the same	0-0	3-5
UCLA has more blocks	1-0	63-21
UCLA has fewer blocks	0-0	40-26
Blocks are the same	0-1	13-7
UCLA has more steals	0-0	80-25
UCLA has fewer steals	0-0	20-21
Steals are the same	1-1	16-8

	2024-25	PAST 6 YEARS
UCLA's starting frontline outscores OPP's	1-1	79-20
OPP's starting frontline outscores UCLA's	0-0	34-33
Frontline scoring is the same	0-0	3-1
UCLA's starting backcourt outscores OPP's	1-0	84-25
OPP's starting backcourt outscores UCLA's	0-1	28-28
Backcourt scoring is the same	0-0	4-1
UCLA's bench outscores OPP's bench	1-0	58-21
OPP's bench outscores UCLA's bench	0-1	54-31
Bench scoring is the same	0-0	4-2
Record on Mondays	1-0	10-2
Record on Tuesdays	0-0	6-2
Record on Wednesdays	0-0	11-6
Record on Thursdays	0-0	35-13
Record on Fridays	0-1	8-4
Record on Saturdays	0-0	35-24
Record on Sundays	0-0	11-3
Record in November	1-1	23-10
Record in December	0-0	17-9
Record in January	0-0	27-12
Record in February	0-0	31-13
Record in March	0-0	18-9
UCLA scores first	1-0	71-26
OPP scores first	0-1	45-28
UCLA scores fewer than 60 points	0-0	5-12
UCLA scores between 60-69 points	0-1	35-23
UCLA scores between 70-79 points	0-0	43-16
UCLA scores between 80-89 points	1-0	23-2
UCLA scores between 90-99 points	0-0	7-1
UCLA scores 100 or more points	0-0	3-0
OPP scores 100 or more points	0-0	0-0
OPP scores between 90-99 points	0-0	1-4
OPP scores between 80-89 points	0-0	2-11
OPP scores between 70-79 points	0-1	14-23
OPP scores between 60-69 points	0-0	46-13
OPP scores fewer than 60 points	1-0	53-3
The game is decided by 1-2 points	0-0	9-7
The game is decided by 3-4 points	0-0	11-9
The game is decided by 5-6 points	0-0	9-7
The game is decided by 7-9 points	0-1	17-13
The game is decided by 10-19 points	0-0	38-14
The game is decided by 20-plus points	1-0	32-4
UCLA has zero double-figure scorers	0-0	0-1
UCLA has one double-figure scorer	0-1	1-3
UCLA has two double-figure scorers	0-0	21-9
UCLA has three double-figure scorers	0-0	46-27
UCLA has four double-figure scorers	1-0	29-13
UCLA has five double-figure scorers	0-0	16-1
UCLA has six double-figure scorers	0-0	3-0
UCLA has seven double-figure scorers	0-0	0-0
OPP has zero double-figure scorers	0-0	2-0
OPP has one double-figure scorer	0-0	14-1
OPP has two double-figure scorers	1-0	38-5
OPP has three double-figure scorers	0-1	46-19
OPP has four double-figure scorers	0-0	14-20
OPP has five double-figure scorers	0-0	2-7
OPP has six double-figure scorers	0-0	0-2
OPP has seven double-figure scorers	0-0	0-0
UCLA has more double-figure scorers	1-0	67-8
UCLA has fewer double-figure scorers	0-1	18-31
Double-figure scorers are the same	0-0	31-15

NOTE: Past six seasons includes the years in which Mick Cronin has been UCLA's head coach (2019-20 through 2024-25).

THE LAST TIME . . .

100 Points Scored

By UCLA	100 vs. Pepperdine (11/23/22)
By Opponent	104 at Stanford (2/16/19)

40+ Point Victory

By UCLA	47 (100-53) vs. Pepperdine (11/23/22)
By Opponent	46 (90-44) at Utah (1/11/24)

30+ Point Victory

By UCLA	35 (85-50) vs. Rider (11/4/24)
By Opponent	46 (90-44) at Utah (1/11/24)

20+ Point Victory

By UCLA	35 (85-50) vs. Rider (11/4/24)
By Opponent	23 (88-65) vs. Arizona (3/7/24)

Overtime Game

UCLA Win	won 86-77, vs. Villanova (11/12/21)
UCLA Loss	lost 87-84, at Arizona State, 3-OT (2/5/22)

Double Overtime Game

UCLA Win	won 107-98, vs. Pepperdine, 3-OT (11/27/20)
UCLA Loss	lost 87-84, at Arizona State, 3-OT (2/5/22)

Seven or More Players in Double-Figure Scoring

By UCLA	7 vs. Pacific (11/11/16)
By Opponent	7 vs. Santa Clara (12/8/79)

Six or More Players in Double-Figure Scoring

By UCLA	6 vs. Norfolk State (11/14/22)
By Opponent	6 at Arizona State, 3-OT (2/5/22)

Zero Players Scoring in Double Figures

By UCLA	0 at Utah (1/11/24)
By Opponent	0 vs. Stanford (1/29/22)

Made 40-49 Field Goals

By UCLA	40-of-78 vs. Long Beach State (11/15/21)
By Opponent	41-of-80 at Duke (2/22/98)

Made 50 or More Field Goals

By UCLA	52-of-99 vs. George Mason (12/22/94)
By Opponent	have not made 45 (or more), since prior to 1970-71

Made Fewer Than 20 Field Goals

By UCLA	18 (18-47) vs. Arizona State (3/9/24)
By Opponent	18 (18-48) vs. Arizona State (3/9/24)

Had 70-79 Field Goal Attempts

By UCLA	79 vs. Denver (12/10/22)
By Opponent	72 at Arizona State, 3-OT (2/5/22)

Had 80-89 Field Goal Attempts

By UCLA	82 vs. Pepperdine, 3-OT (11/27/20)
By Opponent	86 vs. USC (2/28/19)

Had 90-99 Field Goal Attempts

By UCLA	91 vs. Cincinnati (3/17/02)
By Opponent	90 vs. Oral Roberts (11/20/87)

Had Fewer Than 40 Field Goal Attempts

By UCLA	39 vs. Oregon State (2/12/11)
By Opponent	39 at Oregon State (1/2/09)

Shot 50 Percent Or Better From The Field

By UCLA	52.3 (34-65) vs. Rider (11/4/24)
By Opponent	51.0 (25-49) vs. New Mexico (11/8/24)

Shot 60 Percent Or Better From The Field

By UCLA	60.8 (31-51) vs. Bellarmine (11/27/22)
By Opponent	60.8 (31-51) at Oregon (3/3/21)

Shot 70 Percent or Better From The Field

By UCLA	72.9 (35-48) vs. South Carolina (11/21/01)
By Opponent	71.4 (35-49) vs. Middle Tennessee (11/15/11)

Shot Less Than 30 Percent From The Field

By UCLA	22.0 (11-50) vs. California (2/18/23)
By Opponent	25.9 (15-58) vs. Chaminade (11/21/23)

Made 10 or More 3-Pointers

By UCLA	10-of-29 vs. Rider (11/4/24)
By Opponent	15-of-24 at Washington (2/29/24)

Made 15 or More 3-Pointers

By UCLA	16-of-33 vs. Oregon (2/17/18)
By Opponent	15-of-24 at Washington (2/29/24)

Made Zero 3-Pointers

By UCLA	0-for-6 vs. Long Island University (11/15/23)
By Opponent	0-for-13 vs. California (1/3/13)

Attempted 30 or More 3-Pointers

By UCLA	34 (14-34) vs. Long Beach State (1/6/22)
By Opponent	32 (13-32) at Utah (1/11/23)

Shot 60 Percent or Higher, from 3-Point Range

By UCLA	60.0 (9-15) vs. Oregon State (3/13/24)
By Opponent	62.5 (15-24) at Washington (2/29/24)

Shot 70 Percent or Higher, from 3-Point Range

By UCLA	76.5 (13-17) vs. Northwestern (11/29/13)
By Opponent	90.9 (10-11) vs. Middle Tennessee State (11/15/11)

Shot Less Than 20 Percent, from 3-Point Range

By UCLA	17.6 (3-17) at Utah (1/11/24)
By Opponent	6.7 (1-15) vs. Ohio State (12/16/23)

Made 30-39 Free Throws

By UCLA	31-of-39 vs. CSUN (11/13/16)
By Opponent	30-of-42 vs. Wake Forest (11/25/15)

Made 40 or More Free Throws

By UCLA	42-of-52 vs. Colorado (12/2/77)
By Opponent	40-of-56 at Stanford, 2-OT (12/23/87)

Made 5 or Fewer Free Throws

By UCLA	5-of-6 at Villanova (12/9/23)
By Opponent	1-of-4 vs. Oregon State (3/13/24)

Had 40 or More Free Throw Attempts

By UCLA	26-of-40 vs. UC Irvine (11/26/17)
By Opponent	29-of-45 at Arizona (2/12/16)

Had 50 or More Free Throw Attempts

By UCLA	38-of-50 at Washington (1/1/16)
By Opponent	40-of-56 at Stanford, 2-OT (12/23/87)

Shot 80 Percent or Better From the Free Throw Line

By UCLA	81.8 (9-11) at Washington State (3/2/24)
By Opponent	82.4 (14-17) at Stanford (2/7/24)

Shot 90 Percent or Better From the Free Throw Line

By UCLA	93.3 (14-15) vs. Utah (2/18/24)
By Opponent	90.0 (18-20) vs. Marquette (11/20/23)

Shot 100 Percent From the Free Throw Line

By UCLA	11-for-11 vs. Washington State (3/10/22)
By Opponent	10-for-10 at Oregon State (2/9/23)

Had 50-59 Rebounds

By UCLA	55 vs. Chaminade (11/21/23)
By Opponent	50 at Utah (1/11/24)

Had 60 or More Rebounds

By UCLA	60 vs. Monmouth (11/13/15)
By Opponent	none since prior to 1978-79

Had 20-29 Assists

By UCLA	21 vs. Rider (11/4/24)
By Opponent	23 at Washington (2/29/24)

Had 30 or More Assists

By UCLA	30 vs. Arizona State (1/19/17)
By Opponent	30 at Arizona (2/18/89)

Had 10 or More Blocks

By UCLA	11 vs. Colorado (1/14/23)
By Opponent	10 at USC (1/27/24)

Had 15 or More Steals

By UCLA	15 vs. Colorado (1/14/23)
By Opponent	15 at Oregon (1/26/20)

Had 20 or More Steals

By UCLA	20 vs. Wyoming (12/23/08)
By Opponent	22 vs. Maryland (11/27/98)

Committed at Least 20 Turnovers

By UCLA	21 vs. New Mexico (11/8/24)
By Opponent	24 vs. New Mexico (11/8/24)

Committed Fewer Than 10 Turnovers

By UCLA	9 vs. Rider (11/4/24)
By Opponent	8 vs. Oregon (3/14/24)

THE LAST TIME . . .

30 or More Points Scored

UCLA	31, Dylan Andrews, vs. Oregon State (3/13/14)
Opponent	32, Keion Brooks Jr., at Washington (2/29/24)

35 or More Points Scored

UCLA	37, Bryce Alford, at Colorado (1/12/17)
Opponent	37, Jahmir Young, vs. Maryland (12/22/23)

40 or More Points Scored

UCLA	44, Jason Kapono, at Washington State (1/4/03)
Opponent	40, Eddie House, Arizona State (2/17/00)

Two or More Players Scored 20+ Points

UCLA	Sebastian Mack (27), Dylan Andrews (22), vs. CSUN (12/19/23)
Opponent	LJ Cryer (28), Adam Flagler (22), vs. Baylor (11/20/22)

Three or More Players Scored 20+ Points

UCLA	C. Smith (26), T. Campbell (22), J. Bernard (21), vs. Pepperdine (11/27/20)
Opponent	J. Brown (22), J. Clarkson (21), E. Ross (20), at Missouri (12/7/13)

Two or More Players Scored 25+ Points

UCLA	Norman Powell (27), Jordan Adams (25), vs. James Madison (11/15/12)
Opponent	Desure Buie (29), Jalen Ray (27), Hofstra (11/21/19)

Made 15 or More Field Goals

UCLA	15 made (15-23), Don MacLean, at Arizona (1/11/92)
Opponent	16 made (16-24), Drew Timme, Gonzaga (3/23/23)

Made 18 or More Field Goals

UCLA	21 made (21-22), Bill Walton, Memphis (3/26/73)
Opponent	18 made (18-29), Otis Birdsong, Houston (1/2/77)

Made 6 or More 3-Pointers

UCLA	Dylan Andrews, 7-for-9, vs. Oregon State (3/13/24)
Opponent	Keion Brooks Jr., 6-for-7, at Washington (2/29/24)

Made 7 or More 3-Pointers

UCLA	Dylan Andrews, 7-for-9, vs. Oregon State (3/13/24)
Opponent	Terrence Shannon Jr., 8-for-9, vs. Illinois (11/18/22)

Made 8 or More 3-Pointers

UCLA	Bryce Alford, 8-for-14, vs. Washington (3/1/17)
Opponent	Terrence Shannon Jr., 8-for-9, vs. Illinois (11/18/22)

Made 9 or More 3-Pointers

UCLA	Isaac Hamilton, 9-for-14, vs. Arizona State (1/19/17)
Opponent	has never occurred

Made 10 or More 3-Pointers

UCLA	has never occurred
Opponent	has never occurred

Made 10 or More Free Throws

UCLA	Sebastian Mack, 13-of-16, vs. CSUN (12/19/23)
Opponent	Jaylen Wells, 10-of-10, at Washington State (3/2/24)

Made 15 or More Free Throws

UCLA	Bryce Alford, 17-of-18, at Washington (1/1/16)
Opponent	Andrew Andrews, 17-of-19, at Washington (1/1/16)

Attempted 20 or More Free Throws

UCLA	none since prior to 1979-80
Opponent	none since prior to 1979-80

Was Perfect With 15 or More Free Throws

UCLA	Jordan Adams, 16-of-16, vs. UC Irvine (11/13/12)
Opponent	Fennis Dembo, 16-of-16, vs. Wyoming (3/14/87)

Had 15 or More Rebounds

UCLA	Tyler Bilodeau, 15, vs. New Mexico (11/8/24)
Opponent	Mouhamed Gueye, 18, at Washington State (12/30/22)

Had 20 or More Rebounds

UCLA	Jalen Hill, 20, vs. Presbyterian (11/19/18)
Opponent	Zylan Cheatham, 20, vs. Arizona State (1/24/19)

Had 25 or More Rebounds

UCLA	27, Bill Walton, vs. Maryland (12/1/73)
Opponent	none since prior to 1970-71

Two Players Had 10 or More Rebounds

UCLA	Adem Bona (11), Jaylen Clark (11), vs. Arizona State (3/2/23)
Opponent	Tyler Burton (10), Eric Dixon (10), at Villanova (12/9/23)

Two or More Players Had Double-Doubles

UCLA	J. Jaquez Jr. (12 p, 11 r), J. Clark (12 p 10 r), at Arizona (1/21/23)
Opponent	Drew Timme (36 p, 13 r), Julian Strawther (16 p, 10 r), vs. Gonzaga (3/23/23)

Shot 100 Percent From the Field (minimum 10 attempts)

By UCLA	none since prior to 1979-80
By Opponent	Brad Daugherty, 13-for-13, at North Carolina (11/24/85)

Shot 100 Percent from 3-Point Range (minimum 5 attempts)

By UCLA	Aaron Holiday, 5-for-5, vs. Washington State (12/29/17)
By Opponent	Grant Antecevich, 5-for-5, at California (1/21/21)

Had 10 or More Assists

By UCLA	Dylan Andrews, 11, at Washington (2/29/24)
By Opponent	Sahvir Wheeler, 11, at Washington (2/29/24)

Had 10 or More Assists and Zero Turnovers

By UCLA	Dylan Andrews, 11 assists, at Washington (2/29/24)
By Opponent	Keyshawn Woods, 10 assists, vs. Ohio State (12/22/18)

Had 15 or More Assists

By UCLA	Darren Collison, 15, at Arizona (2/17/07)
By Opponent	Phil Pressey, 19, vs. Missouri (12/28/12)

Had 20+ Points and 10+ Rebounds

By UCLA	Tyler Bilodeau (23 pts, 15 rbs), vs. New Mexico (11/8/24)
By Opponent	Drew Timme (36 pts, 13 rbs), vs. Gonzaga (3/23/23)

Had 20+ Points and 15+ Rebounds

By UCLA	Tyler Bilodeau (23 pts, 15 rbs), vs. New Mexico (11/8/24)
By Opponent	Bennie Boatwright (25 pts, 15 rbs), vs. USC (2/28/19)

Had 20+ Points and 20+ Rebounds

By UCLA	David Greenwood (31 pts, 23 rbs), Tulsa (12/18/76)
By Opponent	Todd MacCullough (26 pts, 21 rbs), Washington (1/31/99)

Had 25+ Points and 15+ Rebounds

By UCLA	Kevon Looney (27 pts, 19 rbs), vs. Stanford (1/8/15)
By Opponent	Bennie Boatwright (25 pts, 15 rbs), vs. USC (2/28/19)

Had 10+ Points and 10+ Assists

By UCLA	Dylan Andrews (21 pts, 11 ast), at Washington (2/29/24)
By Opponent	Deivon Smith (17 pts, 10 ast), vs. Utah (2/18/24)

Had 15+ Points and 10+ Assists

By UCLA	Dylan Andrews (21 pts, 11 ast), at Washington (2/29/24)
By Opponent	Deivon Smith (17 pts, 10 ast), vs. Utah (2/18/24)

Had 20+ Points and 10+ Assists

By UCLA	Dylan Andrews (21 pts, 11 ast), at Washington (2/29/24)
By Opponent	Daejon Davis (23 pts, 10 ast), Stanford (1/27/18)

Had 5 or More Steals

By UCLA	Skyy Clark, 6, vs. New Mexico (11/8/24)
By Opponent	Tru Washington, 5, New Mexico (11/8/24)

Had 8 or More Steals

By UCLA	Jordan Adams, 8, vs. Sacramento State (11/18/13)
By Opponent	Quinn Cook, 8, Duke (12/19/13)

Had 5 or More Blocks

By UCLA	Adem Bona, 5, vs. Arizona (3/7/24)
By Opponent	Braxton Meah, 5, at Washington (2/29/24)

Had 7 or More Blocks

By UCLA	Adem Bona, 7, at Arizona State (1/17/24)
By Opponent	Jarvis Varnado, 7, vs. Mississippi State (12/12/09)

Had 20+ Points and 5+ Blocks

By UCLA	Jaime Jaquez Jr. (23 pts, 5 blocks), vs. Colorado (1/14/23)
By Opponent	Drew Peterson (27 pts, 5 blocks), at USC (2/12/22)

Recorded a Triple-Double

By UCLA	Kyle Anderson (13p, 12r, 11a), vs. Morehead State (11/22/13)
By Opponent	Draymond Green (23p, 11r, 10a), Michigan State (3/17/11)

Played 45 or More Minutes

By UCLA	J. Juzang (51), J. Jaquez Jr. (50), T. Campbell (50), at Arizona State, 3-OT (2/5/22)
By Opponent	J. Heath (48), K. Lawrence (47), DJ Horne (46), at Arizona State, 3-OT (2/5/22)

Scored 20 or More Points off the Bench

By UCLA	Sebastian Mack, 27, vs. CSUN (12/19/23)
By Opponent	Mike Saunders Jr., 25, at Utah (2/23/23)

Scored 25 or More Points off the Bench

By UCLA	Sebastian Mack, 27, vs. CSUN (12/19/23)
By Opponent	Mike Saunders Jr., 25, at Utah (2/23/23)

Recorded 10 or More Rebounds off the Bench

By UCLA	Cody Riley, 11, at Washington (2/28/22)
By Opponent	Mahmoud Fofana, 11, vs. CSUN (12/19/23)

Game No. 1 – November 4, 2024
Pauley Pavilion – Los Angeles, Calif.
(22) UCLA 80, Rider 50

RIDER 50

NAME	FG	3FG	FT	R	PF	TP	A	MIN
T. Byard	0-1	0-0	0-0	3	1	0	1	7
T. Ingraham	2-9	0-1	0-1	2	1	4	0	18
R. Rodriguez	0-3	0-1	0-0	2	0	0	2	25
J. Alvarez	2-7	1-4	0-0	2	1	5	1	21
T.J. Weeks Jr.	5-11	4-7	1-4	4	1	15	0	30
I. West-Ingram	1-3	0-0	0-0	6	5	2	2	15
A. Young	2-8	0-4	0-0	3	0	4	4	25
Z. Littleton Jr.	0-4	0-2	0-0	1	0	0	1	9
C. McCabe	2-4	0-0	0-0	3	2	4	0	10
A. Boutayeb	5-7	0-0	4-6	2	2	14	0	17
T. Weeks	0-2	0-1	0-0	4	4	0	0	6
F. Burton	1-4	0-0	0-2	2	0	2	2	14
J. McFadden	0-0	0-0	0-0	0	0	0	0	2
TOTALS	20-63	5-20	5-13	38	17	50	13	200

UCLA 85

NAME	FG	3FG	FT	R	PF	TP	A	MIN
E. Dailey Jr.	4-6	1-2	0-0	8	4	9	2	21
T. Bilodeau	9-16	0-3	0-1	6	1	18	0	22
K. Johnson	5-9	1-3	1-1	8	2	12	3	30
D. Andrews	6-11	2-7	0-0	1	0	14	6	27
S. Clark	1-5	1-3	0-0	1	2	3	7	20
W. Kyle III	0-0	0-0	0-1	5	0	0	0	11
S. Mack	4-7	2-3	2-3	2	1	12	1	24
A. Mara	2-3	0-0	1-2	2	2	5	1	10
T. Perry	1-4	1-4	3-4	3	0	6	1	12
L. Stefanovic	2-3	2-3	0-0	1	1	6	0	17
D. Harris	0-1	0-1	0-0	4	0	0	0	7
TOTALS	34-65	10-29	7-12	45	13	85	21	200

Halftime Score – UCLA 43, Rider 21. Team Rebounds – Rider 4, UCLA 4. Turnovers – Rider 13, UCLA 9. Technicals – None. Attendance: 4,489. Officials – Kevin Brill, Jason Phillips, Aran Hart

Game No. 2 – November 8, 2024
Lee's Family Forum – Henderson, Nev.
New Mexico 72, UCLA 64

NEW MEXICO 72

NAME	FG	3FG	FT	R	PF	TP	A	MIN
F. Borovicinanin	2-2	2-2	0-0	2	3	6	3	24
M. Amzil	3-7	2-4	0-0	4	4	8	0	28
N. Joseph	5-9	0-0	6-8	12	3	16	0	33
D. Dent	8-13	0-1	1-4	1	1	17	8	34
T. Washington	1-7	0-3	1-2	5	2	3	2	30
A. Ally Atiki	2-2	0-0	0-0	1	1	4	0	7
CJ Noland	2-5	1-2	8-8	1	5	13	1	19
B. Appelhans	1-1	1-1	0-0	1	1	3	0	4
J. Milicevic	0-0	0-0	0-0	0	2	0	0	2
K. Dotson	0-1	0-1	0-0	1	0	0	0	6
I. Sacko	1-1	0-0	0-1	1	4	2	0	10
Q. Webb	0-1	0-1	0-0	0	0	0	0	2
TOTALS	25-49	6-15	16-23	34	26	72	14	200

UCLA 64

NAME	FG	3FG	FT	R	PF	TP	A	MIN
E. Dailey Jr.	1-3	1-2	2-2	3	4	5	1	15
T. Bilodeau	8-20	2-7	5-8	15	3	23	0	33
K. Johnson	2-4	0-2	3-4	4	4	7	5	26
D. Andrews	2-6	0-3	0-0	0	2	4	2	30
S. Clark	3-9	1-4	0-0	0	2	7	1	29
W. Kyle III	2-5	0-0	2-4	4	2	6	0	15
S. Mack	0-0	0-0	2-2	0	1	2	2	10
T. Perry	1-4	1-2	5-7	3	3	8	2	23
L. Stefanovic	1-4	0-3	0-0	3	2	2	0	15
A. Mara	0-0	0-0	0-0	0	1	0	0	5
TOTALS	20-55	5-23	19-27	34	24	64	13	200

Halftime Score – New Mexico 41, UCLA 30. Team Rebounds – New Mexico 5, UCLA 2. Turnovers – New Mexico 24, UCLA 21. Technicals – None. Attendance: 1,497. Officials – Paul Szalc, Mike Reed, Keith Kimble.

DYLAN ANDREWS (2)

JUNIOR – G – 6-2, 180 – Gardena, California (Compass Prep [Chandler, Arizona])



DYLAN ANDREWS (2)
junior

SEASON/CAREER BEST PERFORMANCES

Category	Season High	Career High
Points	14 vs. Rider (Nov. 4, 2024)	31 vs. Oregon State (March 13, 2024)
Rebounds	1 vs. Rider (Nov. 4, 2024)	7 vs. Chaminade (Nov. 21, 2023)
Assists	6 vs. Rider (Nov. 4, 2024)	11 at Washington (Feb. 29, 2024)
Steals	1 vs. New Mexico (Nov. 8, 2024)	3 (twice), last vs. Oregon State (March 13, 2024)
Blocks	–	1 (twice), last at Washington (Feb. 29, 2024)
Minutes	30 vs. New Mexico (Nov. 8, 2024)	39 vs. Utah (Feb. 18, 2024)
FG Made	6 vs. Rider (Nov. 4, 2024)	11 vs. Oregon State (March 13, 2024)
FG Att.	11 vs. Rider (Nov. 4, 2024)	18 vs. Arizona (March 7, 2024)
3PMG Made	2 vs. Rider (Nov. 4, 2024)	7 vs. Oregon State (March 13, 2024)
3PMG Att.	7 vs. Rider (Nov. 4, 2024)	9 vs. Oregon State (March 13, 2024)
FT Made	–	7 at Washington State (March 2, 2024)
FT Att.	–	7 at Washington State (March 2, 2024)

KEY NOTES ON DYLAN ANDREWS

- Has averaged 9.0 points and 4.0 assists in UCLA's first two games ... scored 14 points and had six assists last week against Rider (Nov. 4, 2024)
- Has scored in double figures in 23 career games (once this year, 20 games last season, and twice as a freshman)
- Last season, he averaged 12.9 points, 2.2 rebounds and 3.7 assists in 32 games as a sophomore
- Scored a career-best 31 points against Oregon State and had 24 points one night later against Oregon in last season's Pac-12 Tournament in Las Vegas
- Made seven 3-pointers (nine attempts) against Oregon State (March 13, 2024), the most 3-pointers in a game at UCLA since Jake Kyman (7-for-12) at Washington on Jan. 2, 2020
- Last season, ranked No. 5 in the Pac-12 in assists per game (3.7 apg) ... also ranked No. 6 in the conference in assist-turnover ratio (1.92)
- Has totaled 160 assists and 85 turnovers in just over two seasons ... has recorded an assist-turnover ratio of 1.9-to-1 in 70 career contests
- Through UCLA's final 14 games last season, averaged a team-leading 17.1 points per game ... also shot 43.9% from the field and 40.8% from 3-point territory in those 14 games
- Has scored at least 20 points in five career games, all taking place during the Bruins' 2023-24 season
- As a youngster, he idolized Kobe Bryant ... says the NBA player who he would most like to have as a teammate is LeBron James

DYLAN ANDREWS' GAME-BY-GAME (2024-25)

DATE	OPP	G-GS	MIN	FG-FGA	PCT	3FG-A	PCT	FT-FTA	PCT	OR	DR	TOT	PF-DQ	A	TO	BS	S	PTS
11-04	Rider	1-1	26:33	6-11	.545	2-7	.286	0-0	.000	1	0	1	0-0	6	0	0	0	14
11-08	vs. New Mexico	1-1	30:00	2-6	.333	0-3	.000	0-0	.000	0	0	0	2-0	2	6	0	1	4
TOTALS		2-2	56:33	8-17	.471	2-10	.200	0-0	.000	1	0	1	2-0	8	6	0	1	18

DYLAN ANDREWS' CAREER STATISTICS

Season	Yr.	G-GS	MIN	MPG	FG-FGA	PCT	3FG-A	PCT	FT-FTA	PCT	OR	DR	TOT	RPG	PF-DQ	A	TO	BS	S	PTS	PPG
2022-23	FR	36-0	393	10.9	46-107	.430	13-41	.317	14-21	.667	8	31	39	1.1	38-0	33	17	2	11	119	3.3
2023-24	SO	32-32	1125	35.2	153-387	.395	47-145	.324	59-73	.808	13	58	71	2.2	58-0	119	62	2	27	412	12.9
2024-25	JR	2-2	57	28.3	8-17	.471	2-10	.200	0-0	.000	1	0	1	0.5	2-0	8	6	0	1	18	9.0
CAREER		70-34	1575	22.5	207-511	.405	62-196	.316	73-94	.777	22	89	111	1.6	98-0	160	85	4	39	549	7.8

TYLER BILODEAU (34)

JUNIOR – F – 6-9, 230 – Kennewick, Wash. (Oregon State University)

SEASON/CAREER BEST PERFORMANCES

Category	Season High	Career High
Points	23 vs. New Mexico (Nov. 8, 2024)	26 (twice), last at Oregon (Feb. 28, 2024)
Rebounds	15 vs. New Mexico (Nov. 8, 2024)	14 vs. UCLA (Dec. 28, 2023)
Assists	–	4 at Arizona State (Feb. 14, 2024)
Steals	2 (twice), last vs. New Mexico (Nov. 8, 2024)	3 at Washington State (Jan. 4, 2024)
Blocks	1 (twice), last vs. New Mexico (Nov. 8, 2024)	2 (4 times), last vs. Arizona (Jan. 25, 2024)
Minutes	33 vs. New Mexico (Nov. 8, 2024)	39 vs. Appalachian State (Nov. 14, 2024)
FG Made	9 vs. Rider (Nov. 4, 2024)	10 at Oregon (Feb. 28, 2024)
FG Att.	20 vs. New Mexico (Nov. 8, 2024)	20 vs. New Mexico (Nov. 8, 2024)
3PM Made	2 vs. New Mexico (Nov. 8, 2024)	5 vs. Utah (March 7, 2024)
3PM Att.	7 vs. New Mexico (Nov. 8, 2024)	7 (twice), last vs. New Mexico (Nov. 8, 2024)
FT Made	5 vs. New Mexico (Nov. 8, 2024)	9 vs. Arizona State (Jan. 27, 2024)
FT Att.	8 vs. New Mexico (Nov. 8, 2024)	12 vs. Arizona State (Jan. 27, 2024)



TYLER BILODEAU (34)
junior

KEY NOTES ON TYLER BILODEAU

- Has averaged 20.5 points and 10.5 rebounds in the Bruins' first two games ... has shot 47.2 percent from the field (17-for-36)
- Scored 23 points and registered a career-high 15 rebounds in a loss to New Mexico in Henderson, Nev. (Nov. 8, 2024)
- Has attempted more shots in each of UCLA's first two games than any previous game in his college career (16 on Nov. 4, and 20 on Nov. 8)
- Transferred to UCLA in the summer of 2024 from Oregon State ... played in 64 games (45 starts) over the previous two seasons at Oregon State
- Averaged 10.7 points and 4.8 rebounds per game in his first two seasons at Oregon State (64 games)
- As a sophomore last season, averaged 14.3 points and 5.7 rebounds per game (32 games, 32 starts)
- Has scored at least 10 points in 38 career games, including a career-best 26 points in two games as a sophomore last season
- Was born in Billings, Montana, and grew up in central Washington ... has one twin brother (Jacob) and one younger sister (Alexa)
- As a high school player, competed at Kamiakin High School (Kennewick, Wash.) ... was honored as the 2021-22 Gatorade Boys Basketball Player of the Year in the state of Washington

TYLER BILODEAU'S GAME-BY-GAME (2024-25)

DATE	OPP	G-GS	MIN	FG-FGA	PCT	3FG-A	PCT	FT-FTA	PCT	OR	DR	TOT	PF-DQ	A	TO	BS	S	PTS
11-04	Rider	1-1	21:33	9-16	.563	0-3	.000	0-1	.000	1	5	6	1-0	0	0	1	2	18
11-08	vs. New Mexico	1-1	33:18	8-20	.400	2-7	.286	5-8	.625	7	8	15	3-0	0	3	1	2	23
TOTALS		2-2	54:51	17-36	.472	2-10	.200	5-9	.556	8	13	21	4-0	0	3	2	4	41


TYLER BILODEAU'S CAREER STATISTICS

Season	Yr.	G-GS	MIN	MPG	FG-FGA	PCT	3FG-A	PCT	FT-FTA	PCT	OR	DR	TOT	RPG	PF-DQ	A	TO	BS	S	PTS	PPG
2022-23	¹ FR	32-13	631	19.7	84-184	.457	12-40	.300	44-54	.815	33	91	124	3.9	87-3	18	37	11	12	224	7.0
2023-24	¹ SO	32-32	952	29.8	171-321	.533	30-87	.345	87-109	.798	29	153	182	5.7	93-1	39	49	13	18	459	14.3
2024-25	JR	2-2	55	27.4	17-36	.472	2-10	.200	5-9	.556	8	13	21	10.5	4-0	0	3	2	4	41	20.5
CAREER		66-47	1638	24.8	272-541	.503	44-137	.321	136-172	.791	70	257	327	5.0	184-4	57	89	26	34	724	11.0

¹ first two seasons at Oregon State University

SKYY CLARK (55)

JUNIOR – G – 6-3, 210 – Los Angeles, Calif. (University of Louisville)



SKYY CLARK (55)
junior

SEASON/CAREER BEST PERFORMANCES

Category	Season High	Career High
Points	7 vs. New Mexico (Nov. 8, 2024)	36 vs. N.C. State (March 12, 2024)
Rebounds	1 vs. Rider (Nov. 4, 2024)	8 vs. Notre Dame (Feb. 21, 2024)
Assists	7 vs. Rider (Nov. 4, 2024)	6 (3 times), last at Wake Forest (Jan. 20, 2024)
Steals	6 vs. New Mexico (Nov. 8, 2024)	6 vs. New Mexico (Nov. 8, 2024)
Blocks	1 vs. Rider (Nov. 4, 2024)	1 (6 times), last vs. Notre Dame (Feb. 21, 2024)
Minutes	29 vs. New Mexico (Nov. 8, 2024)	40 vs. N.C. State (March 12, 2024)
FG Made	3 vs. New Mexico (Nov. 8, 2024)	12 vs. N.C. State (March 12, 2024)
FG Att.	9 vs. New Mexico (Nov. 8, 2024)	17 vs. N.C. State (March 12, 2024)
3PMG Made	1 (twice), last vs. New Mexico (Nov. 8, 2024)	7 vs. N.C. State (March 12, 2024)
3PMG Att.	4 vs. New Mexico (Nov. 8, 2024)	9 vs. N.C. State (March 12, 2024)
FT Made	–	15 vs. New Mexico State (Nov. 26, 2023)
FT Att.	–	16 vs. New Mexico State (Nov. 26, 2023)

KEY NOTES ON SKYY CLARK

- Has averaged 5.0 points and 4.0 assists per game in the Bruins' first two games of the season
- Transferred to UCLA in the summer of 2024 after having competed at Louisville during his sophomore season (2023-24)
- Now in his third collegiate season, has averaged 11.0 points, 3.1 rebounds and 2.8 assists per game in 44 contests
- As a sophomore last season, averaged 13.2 points, 3.1 rebounds and 3.0 assists per game
- Scored a career-high 36 points in the ACC Tournament last season against N.C. State ... shot 12-for-17 from the field against a team that advanced to the NCAA Final Four
- Has scored at least 10 points in 24 career games (four games as a freshman, 20 games as a sophomore)
- Grew up in the Los Angeles area, having attended Heritage Christian as a freshman and sophomore

SKYY CLARK'S GAME-BY-GAME (2024-25)

DATE	OPP	G-GS	MIN	FG-FGA	PCT	3FG-A	PCT	FT-FTA	PCT	OR	DR	TOT	PF-DQ	A	TO	BS	S	PTS
11-04	Rider	1-1	20:02	1-5	.200	1-3	.333	0-0	.000	1	0	1	2-0	7	3	1	1	3
11-08	vs. New Mexico	1-1	29:06	3-9	.333	1-4	.250	0-0	.000	0	0	0	2-0	1	1	0	6	7
TOTALS		2-2	49:08	4-14	.286	2-7	.286	0-0	.000	1	0	1	4-0	8	4	1	7	10

SKYY CLARK'S CAREER STATISTICS

Season	Yr.	G-GS	MIN	MPG	FG-FGA	PCT	3FG-A	PCT	FT-FTA	PCT	OR	DR	TOT	RPG	PF-DQ	A	TO	BS	S	PTS	PPG
2022-23	¹ FR	13-12	318	24.4	30-73	.411	15-45	.333	16-23	.696	6	42	48	3.7	36-1	27	27	2	7	91	7.0
2023-24	² SO	29-28	923	31.8	127-308	.412	47-133	.353	83-107	.776	8	81	89	3.1	71-2	87	88	4	30	384	13.2
2024-25	JR	2-2	49	24.6	4-14	.286	2-7	.286	0-0	.000	1	0	1	0.5	4-0	8	4	1	7	10	5.0
CAREER		44-42	1290	29.3	161-395	.408	64-185	.346	99-130	.762	15	123	138	3.1	111-3	122	119	7	44	485	11.0

¹ freshman season at Illinois

² sophomore season at Louisville

ERIC DAILEY JR. (3)

SOPHOMORE – G/F – 6-8, 230 – Palmetto, Fla. (Oklahoma State University)



ERIC DAILEY JR. (3)
sophomore

SEASON/CAREER BEST PERFORMANCES

Category	Season High	Career High
Points	9 vs. Rider (Nov. 4, 2024)	20 vs. Oklahoma (Feb. 24, 2024)
Rebounds	8 vs. Rider (Nov. 4, 2024)	11 (twice), last vs. Oral Roberts (Dec. 17, 2023)
Assists	2 vs. Rider (Nov. 4, 2024)	4 (4 times), last vs. Oklahoma (Feb. 24, 2024)
Steals	1 vs. Rider (Nov. 4, 2024)	2 (4 times), last vs. Chicago State (Jan. 3, 2024)
Blocks	1 vs. Rider (Nov. 4, 2024)	1 (4 times), last vs. UCF (March 12, 2024)
Minutes	21 vs. Rider (Nov. 4, 2024)	35 vs. Oklahoma (Feb. 24, 2024)
FG Made	4 vs. Rider (Nov. 4, 2024)	8 vs. Oklahoma (Feb. 24, 2024)
FG Att.	6 vs. Rider (Nov. 4, 2024)	11 (twice), last vs. Wofford (Dec. 20, 2023)
3PPG Made	1 (twice), last vs. New Mexico (Nov. 8, 2024)	2 (4 times), last vs. Texas Tech (March 5, 2024)
3PPG Att.	2 (twice), last vs. New Mexico (Nov. 8, 2024)	5 vs. Wofford (Dec. 20, 2023)
FT Made	2 vs. New Mexico (Nov. 8, 2024)	7 vs. UCF (Feb. 28, 2024)
FT Att.	2 vs. New Mexico (Nov. 8, 2024)	8 vs. Abilene Christian (Nov. 6, 2023)

KEY NOTES ON ERIC DAILEY JR.

- Has averaged 7.0 points and 5.5 rebounds in UCLA's first two games ... shot 4-for-6 from the field in the win over Rider last week (Nov. 4, 2024)
- Transferred to UCLA in the summer of 2024 after spending his freshman season at Oklahoma State
- Last season at Oklahoma State, averaged 9.3 points and 4.8 rebounds in 32 games (made 16 starts)
- Scored a season-high 20 points last year against Oklahoma (Feb. 24, 2024) ... shot 8-for-10 from the field against the Sooners and was 3-for-4 from the free throw line
- Played for IMG Academy in high school (Florida) and was ranked as high as No. 38 among players in his high school class in 2022-23
- His father, Eric Sr., played at TCU and competed professionally around the world for 10 years ... his mother, Shell, played at Texas and has coached at the collegiate and pro levels
- Grew up in Oceanside, Calif., and was born in Chicago ... as a youngster, idolized Chicago Bulls' great Michael Jordan

ERIC DAILEY JR.'S GAME-BY-GAME (2024-25)

DATE	OPP	G-GS	MIN	FG-FGA	PCT	3FG-A	PCT	FT-FTA	PCT	OR	DR	TOT	PF-DQ	A	TO	BS	S	PTS
11-04	Rider	1-1	20:58	4-6	.667	1-2	.500	0-0	.000	2	6	8	4-0	2	0	1	1	9
11-08	vs. New Mexico	1-1	15:01	1-3	.333	1-2	.500	2-2	1.000	1	2	3	4-0	1	2	0	0	5
TOTALS		2-2	35:59	5-9	.556	2-4	.500	2-2	1.000	3	8	11	8-0	3	2	1	1	14


ERIC DAILEY JR.'S CAREER STATISTICS

Season	Yr.	G-GS	MIN	MPG	FG-FGA	PCT	3FG-A	PCT	FT-FTA	PCT	OR	DR	TOT	RPG	PF-DQ	A	TO	BS	S	PTS	PPG
2023-24	¹ FR	32-16	715	22.3	112-226	.496	19-57	.333	56-93	.602	48	107	155	4.8	64-1	49	35	4	24	299	9.3
2024-25	SO	2-2	36	18.0	5-9	.556	2-4	.500	2-2	1.000	3	8	11	5.5	8-0	3	2	1	1	14	7.0
CAREER		34-18	751	22.1	117-235	.498	21-61	.344	58-95	.611	51	115	166	4.9	72-1	52	37	5	25	313	9.2

¹ freshman season at Oklahoma State

ERIC FREENY (13)

FRESHMAN – G – 6-4, 200 – Corona, Calif. (Centennial HS)



ERIC FREENY (13)
freshman

SEASON/CAREER BEST PERFORMANCES

Category	Season High	Career High
Points	–	–
Rebounds	–	–
Assists	–	–
Steals	–	–
Blocks	–	–
Minutes	–	–
FG Made	–	–
FG Att.	–	–
3PFG Made	–	–
3PFG Att.	–	–
FT Made	–	–
FT Att.	–	–

KEY NOTES ON ERIC FREENY

- Was a four-year varsity basketball letterwinner at Centennial High School in Corona, Calif.
- As a high school senior last season, averaged 19.0 points per game and shot 52 percent from the field
- Secured first-team all-state acclaim in 2024 from Cal-Hi Sports and was honored on the L.A. Times' all-star boys' basketball team
- As a junior in 2022-23, earned All-CIF Southern Section Open Division honors and was a second-team All-Riverside County selection
- Helped Centennial HS to a 30-4 record during his junior season ... spent his first three years of high school as a teammate of UCLA's Devin Williams

ERIC FREENY'S GAME-BY-GAME (2024-25)

DATE	OPP	G-GS	MIN	FG-FGA	PCT	3FG-A	PCT	FT-FTA	PCT	OR	DR	TOT	PF-DQ	A	TO	BS	S	PTS
11-04	Rider	–	DNP	–	–	–	–	–	–	–	–	–	–	–	–	–	–	–
11-08	vs. New Mexico	–	DNP	–	–	–	–	–	–	–	–	–	–	–	–	–	–	–
TOTALS		–	–	–	–	–	–	–	–	–	–	–	–	–	–	–	–	–

ERIC FREENY'S CAREER STATISTICS

SEASON	YR	G-GS	MIN	MPG	FG-FGA	PCT	3FG-A	PCT	FT-FTA	PCT	OR	DR	TOT	RPG	PF-DQ	A	TO	BS	S	PTS	PPG
2024-25	FR	0-0	0	–	0-0	–	0-0	–	0-0	–	0	0	0	–	0-0	0	0	0	0	0	–
CAREER		0-0	0	–	0-0	–	0-0	–	0-0	–	0	0	0	–	0-0	0	0	0	0	0	–

DOMINICK HARRIS (8)

REDSHIRT SENIOR – G – 6-3, 190 – Murrieta, Calif. (Loyola Marymount University)

SEASON/CAREER BEST PERFORMANCES

Category	Season High
Points	–
Rebounds	4 vs. Rider (Nov. 4, 2024)
Assists	–
Steals	–
Blocks	–
Minutes	6 vs. Rider (Nov. 4, 2024)
FG Made	–
FG Att.	1 vs. Rider (Nov. 4, 2024)
3PPG Made	–
3PPG Att.	1 vs. Rider (Nov. 4, 2024)
FT Made	–
FT Att.	–

Career High

31 vs. Central Arkansas (Nov. 29, 2023)
6 (4 times), last at San Francisco (Jan. 18, 2024)
5 vs. Eastern Oregon (Dec. 28, 2022)
2 (3 times), last vs. Colorado State (Dec. 22, 2023)
1 (3 times), last vs. Saint Mary's (Jan. 6, 2024)
38 vs. Pacific (Jan. 13, 2024)
11 vs. Central Arkansas (Nov. 29, 2023)
19 at UNLV (Dec. 9, 2023)
7 vs. Central Arkansas (Nov. 29, 2023)
12 vs. Portland (Jan. 25, 2024)
6 (twice), last vs. Pacific (Jan. 13, 2024)
9 vs. Northern Arizona (Dec. 28, 2020)



DOMINICK HARRIS (8)
redshirt senior

KEY NOTES ON DOMINICK HARRIS

- Transferred to UCLA in the summer of 2024 after having graduated from Loyola Marymount University
- Has played in 62 games over three college seasons ... spent his first three years at Gonzaga (one redshirt year) and excelled last season at Loyola Marymount
- Averaged a team-leading 14.3 points per game last year at Loyola Marymount ... shot 44.8 percent from 3-point range (65-for-145), which ranked third among all players in the nation
- Scored in double figures in 16 of 24 games last season ... totaled a career-high 31 points on 11-of-15 shooting and 7-of-9 from 3-point distance against Central Arkansas
- Also had a 28-point game against UNLV last season, sinking 10 of 19 shots (and was 5-for-11 from 3-point range)
- Grew up in the Inland Empire (Murrieta, Calif.) and attended Rancho Christian High School in Temecula, Calif., for his final two years of high school
- Was ranked as the No. 59 player, nationally, in his high school class as a senior by ESPN.com (2019-20) ... that year, earned second-team MaxPreps.com California All-State honors

DOMINICK HARRIS' GAME-BY-GAME (2024-25)

DATE	OPP	G-GS	MIN	FG-FGA	PCT	3FG-A	PCT	FT-FTA	PCT	OR	DR	TOT	PF-DQ	A	TO	BS	S	PTS
11-04	Rider	1-0	6:36	0-1	.000	0-1	.000	0-0	.000	1	3	4	4.0	0	0	0	0	0
11-08	vs. New Mexico	–	DNP	–	–	–	–	–	–	–	–	–	–	–	–	–	–	–
TOTALS		1-0	6:36	0-1	.000	0-1	.000	0-0	.000	1	3	4	4.0	0	0	0	0	0

DOMINICK HARRIS' CAREER STATISTICS

SEASON	YR	G-GS	MIN	MPG	FG-FGA	PCT	3FG-A	PCT	FT-FTA	PCT	OR	DR	TOT	RPG	PF-DQ	A	TO	BS	S	PTS	PPG
2020-21	¹ FR	25-0	178	7.1	23-55	.418	9-23	.391	20-28	.714	7	11	18	0.7	19-0	10	7	0	3	75	3.0
2021-22	¹ –	0-0	0	–	0-0	–	0-0	–	0-0	–	0	0	0	–	0-0	0	0	0	0	0	–
2022-23	¹ SO	13-0	58	4.5	7-18	.389	3-11	.273	2-2	1.000	1	7	8	0.6	10-0	7	3	1	1	19	1.5
2023-24	² JR	24-13	685	28.5	112-261	.429	65-145	.448	54-69	.783	14	64	78	3.3	55-2	25	46	2	11	343	14.3
2024-25	SR	1-0	7	6.6	0-1	.000	0-1	.000	0-0	.000	1	3	4	4.0	0-0	0	0	0	0	0	0.0
CAREER		63-13	928	14.7	142-335	.424	77-178	.428	76-99	.768	23	85	108	1.7	84-2	42	56	3	15	437	6.9

¹ first three seasons at Gonzaga University

² redshirt junior season at Loyola Marymount University

CHRISTIAN HORRY (7)

FRESHMAN – G – 6-2, 175 – La Cañada, Calif. (Harvard-Westlake School)



CHRISTIAN HORRY (7)
freshman

SEASON/CAREER BEST PERFORMANCES

Category	Season High	Career High
Points	–	–
Rebounds	–	–
Assists	–	–
Steals	–	–
Blocks	–	–
Minutes	–	–
FG Made	–	–
FG Att.	–	–
3PFG Made	–	–
3PFG Att.	–	–
FT Made	–	–
FT Att.	–	–

KEY NOTES ON CHRISTIAN HORRY

- Was a three-year varsity basketball letterwinner at Harvard-Westlake School in Studio City (Los Angeles)
- As a high school senior in 2023-24, averaged 9.0 points, 3.0 rebounds and 4.0 assists per game
- Played alongside UCLA teammate Trent Perry at Harvard-Westlake ... earned second-team All-CIF Southern Section Open Division honors
- Helped his high school team last year to a 33-3 record last season as Harvard-Westlake won the 2024 CIF CIF Southern Section Open Division championship
- His father, Robert Horry, played in the NBA from 1992-2008 and was part of seven NBA championship teams, including the Los Angeles Lakers in 2000, 2001 and 2002

CHRISTIAN HORRY'S GAME-BY-GAME (2024-25)

DATE	OPP	G-GS	MIN	FG-FGA	PCT	3FG-A	PCT	FT-FTA	PCT	OR	DR	TOT	PF-DQ	A	TO	BS	S	PTS
11-04	Rider	–	DNP	–	–	–	–	–	–	–	–	–	–	–	–	–	–	–
11-08	vs. New Mexico	–	DNP	–	–	–	–	–	–	–	–	–	–	–	–	–	–	–
TOTALS		–	–	–	–	–	–	–	–	–	–	–	–	–	–	–	–	–

CHRISTIAN HORRY'S CAREER STATISTICS

SEASON	YR	G-GS	MIN	MPG	FG-FGA	PCT	3FG-A	PCT	FT-FTA	PCT	OR	DR	TOT	RPG	PF-DQ	A	TO	BS	S	PTS	PPG
2024-25	FR	0-0	0	–	0-0	–	0-0	–	0-0	–	0	0	0	–	0-0	0	0	0	0	0	–
CAREER		0-0	0	–	0-0	–	0-0	–	0-0	–	0	0	0	–	0-0	0	0	0	0	0	–

KOBE JOHNSON (0)


SENIOR – G – 6-6, 200 – Milwaukee, Wis. (University of Southern California)

SEASON/CAREER BEST PERFORMANCES

Category	Season High
Points	12 vs. Rider (Nov. 4, 2024)
Rebounds	8 vs. Rider (Nov. 4, 2024)
Assists	5 vs. New Mexico (Nov. 8, 2024)
Steals	2 vs. Rider (Nov. 4, 2024)
Blocks	–
Minutes	30 vs. Rider (Nov. 4, 2024)
FG Made	5 vs. Rider (Nov. 4, 2024)
FG Att.	9 vs. Rider (Nov. 4, 2024)
3PPG Made	1 vs. Rider (Nov. 4, 2024)
3PPG Att.	3 vs. Rider (Nov. 4, 2024)
FT Made	3 vs. New Mexico (Nov. 8, 2024)
FT Att.	4 vs. New Mexico (Nov. 8, 2024)

Career High

21 (twice), last vs. Stanford (Jan. 6, 2024)
9 (twice), last at Washington (March 2, 2024)
7 vs. Eastern Washington (Nov. 29, 2023)
6 (twice), last vs. Arizona (March 9, 2024)
3 vs. Wisconsin (Nov. 25, 2022)
46 vs. Colorado (Feb. 17, 2024)
9 vs. Stanford (Jan. 6, 2024)
18 vs. Stanford (Jan. 6, 2024)
4 (twice), last vs. California (Jan. 3, 2024)
7 (4 times), last at Arizona (Jan. 17, 2024)
9 vs. Washington (Feb. 4, 2024)
9 vs. Washington (Feb. 4, 2024)



KOBE JOHNSON (0)
senior

KEY NOTES ON KOBE JOHNSON

- Has averaged 9.5 points, 6.0 rebounds and 4.0 assists in the Bruins' first two games this season
- Totaled 12 points, eight rebounds, three assists and a pair of steals in the team's season-opening win over Rider last week (Nov. 4, 2024)
- Prior to this season, had competed in 91 games (57 starts) over the past three seasons at USC, before transferring to UCLA in the summer of 2024
- Secured Pac-12 All-Defensive Team honors the past two seasons at USC (2022-23 and 2023-24)
- Has scored at least 10 points in 33 career games and has tallied at least 20 points in two career contests
- Ranked second among all Pac-12 players in steals per game in the last two seasons ... had 2.18 spg in 2022-23, and had 2.19 spg in 2023-24
- Older brother, Jalen Johnson, played at Duke University in 2020-21 and has entered his fourth season in the NBA (all with the Atlanta Hawks)

KOBE JOHNSON'S GAME-BY-GAME (2024-25)

DATE	OPP	G-GS	MIN	FG-FGA	PCT	3FG-A	PCT	FT-FTA	PCT	OR	DR	TOT	PF-DQ	A	TO	BS	S	PTS
11-04	Rider	1-1	30:14	5-9	.556	1-3	.333	1-1	1.000	4	4	8	2-0	3	3	0	2	12
11-08	vs. New Mexico	1-1	26:08	2-4	.500	0-2	.000	3-4	.750	2	2	4	4-0	5	1	0	1	7
TOTALS		2-2	56:22	7-13	.538	1-5	.200	4-5	.800	6	6	12	6-0	8	4	0	3	19

KOBE JOHNSON'S CAREER STATISTICS

SEASON	YR	G-GS	MIN	MPG	FG-FGA	PCT	3FG-A	PCT	FT-FTA	PCT	OR	DR	TOT	RPG	PF-DQ	A	TO	BS	S	PTS	PPG
2021-22	¹ FR	27-0	205	7.6	11-34	.324	4-14	.286	6-8	.750	6	22	28	1.0	19-0	21	13	5	16	32	1.2
2022-23	¹ SO	33-29	954	28.9	101-216	.468	31-86	.360	69-82	.841	43	123	166	5.0	75-2	85	57	14	72	302	9.2
2023-24	¹ JR	31-28	960	31.0	126-312	.404	40-128	.313	45-62	.726	16	126	142	4.6	69-1	101	65	25	68	337	10.9
2024-25	SR	2-2	56	28.2	7-13	.538	1-5	.200	4-5	.800	6	6	12	6.0	6-0	8	4	0	3	19	9.5
CAREER		93-59	2175	23.4	245-575	.426	76-233	.326	124-157	.790	71	277	348	3.7	169-3	215	139	44	159	690	7.4

¹ first three seasons at the University of Southern California

WILLIAM KYLE III (24)

JUNIOR – F – 6-9, 230 – Bellevue, Neb. (South Dakota State University)

SEASON/CAREER BEST PERFORMANCES

Category	Season High	Career High
Points	6 vs. New Mexico (Nov. 8, 2024)	26 at Denver (Jan. 13, 2024)
Rebounds	5 vs. Rider (Nov. 4, 2024)	13 vs. Dakota Wesleyan (Nov. 8, 2023)
Assists	–	5 (3 times), last vs. Denver (Feb. 22, 2024)
Steals	–	2 (twice), last vs. Towson (Dec. 1, 2023)
Blocks	3 vs. Rider (Nov. 4, 2024)	5 (twice), last at Kansas City (Feb. 15, 2024)
Minutes	15 vs. New Mexico (Nov. 8, 2024)	40 vs. Omaha (Feb. 17, 2024)
FG Made	2 vs. New Mexico (Nov. 8, 2024)	10 at Denver (Jan. 13, 2024)
FG Att.	5 vs. New Mexico (Nov. 8, 2024)	14 at Omaha (Feb. 18, 2023)
3PPG Made	–	–
3PPG Att.	–	1 vs. Dakota Wesleyan (Nov. 8, 2023)
FT Made	2 vs. New Mexico (Nov. 8, 2024)	7 vs. Valparaiso (Nov. 25, 2022)
FT Att.	4 vs. New Mexico (Nov. 8, 2024)	10 vs. North Dakota (Dec. 31, 2023)



WILLIAM KYLE III (24)
junior

KEY NOTES ON WILLIAM KYLE III

- Has totaled nine rebounds (4.5 rpg) and five blocks (2.5 bpg) in the Bruins' first two games of the season
- Transferred to UCLA in the summer of 2024 after having spent his first two seasons at South Dakota State University
- Has been named as one of 20 top players to the 2024-25 Kareem Abdul-Jabbar Award's preseason watch list (honoring the nation's top center)
- Played in 67 games (49 starts) over the past two seasons at South Dakota State ... averaged 11.1 points, 5.7 rebounds and 1.4 blocks the past two years
- Has scored at least 10 points in 39 career games and has registered six career double-doubles (five during his sophomore year and one as a freshman)
- Averaged 13.1 points, 6.6 rebounds and 1.6 blocks per game as a sophomore last season (35 games played, 24 starts)

WILLIAM KYLE III'S GAME-BY-GAME (2024-25)

DATE	OPP	G-GS	MIN	FG-FGA	PCT	3FG-A	PCT	FT-FTA	PCT	OR	DR	TOT	PF-DQ	A	TO	BS	S	PTS
11-04	Rider	1-0	11:11	0-0	.000	0-0	.000	0-1	.000	2	3	5	0-0	0	1	3	0	0
11-08	vs. New Mexico	1-0	14:54	2-5	.400	0-0	.000	2-4	.500	0	4	4	2-0	0	1	2	0	6
TOTALS		2-0	26:05	2-5	.400	0-0	.000	2-5	.400	2	7	9	2-0	0	2	5	0	6

WILLIAMS KYLE III'S CAREER STATISTICS

SEASON	YR	G-GS	MIN	MPG	FG-FGA	PCT	3FG-A	PCT	FT-FTA	PCT	OR	DR	TOT	RPG	PF-DQ	A	TO	BS	S	PTS	PPG
2022-23	¹ FR	32-25	788	24.6	117-216	.542	0-0	.000	52-81	.642	47	105	152	4.8	57-1	31	53	38	11	286	8.9
2023-24	¹ SO	35-24	970	27.7	195-313	.623	0-1	.000	69-119	.580	78	154	232	6.6	51-0	58	50	55	11	459	13.1
2024-25	JR	2-0	26	13.0	2-5	.400	0-0	.000	2-5	.400	2	7	9	4.5	2-0	0	2	5	0	6	3.0
CAREER		69-49	1783	25.8	314-534	.588	0-1	.000	123-205	.600	127	266	393	5.7	110-1	89	105	98	22	751	10.9

¹ first two seasons at South Dakota State University

SEBASTIAN MACK (12)

SOPHOMORE – G – 6-3, 200 – Chicago, Illinois (Coronado High School [Nevada])



SEBASTIAN MACK (12)
sophomore

SEASON/CAREER BEST PERFORMANCES

Category	Season High	Career High
Points	12 vs. Rider (Nov. 4, 2024)	27 vs. CSUN (Dec. 19, 2023)
Rebounds	2 vs. Rider (Nov. 4, 2024)	7 vs. Gonzaga (Nov. 22, 2023)
Assists	2 vs. New Mexico (Nov. 8, 2024)	5 vs. UC Riverside (Nov. 30, 2023)
Steals	–	5 vs. Chaminade (Nov. 21, 2023)
Blocks	–	1 (twice), last vs. Oregon (March 14, 2024)
Minutes	24 vs. Rider (Nov. 4, 2024)	39 vs. Maryland (Dec. 22, 2023)
FG Made	4 vs. Rider (Nov. 4, 2024)	7 (4 times), last vs. Colorado (Feb. 15, 2024)
FG Att.	7 vs. Rider (Nov. 4, 2024)	16 (twice), last at Arizona (Jan. 20, 2024)
3PPG Made	2 vs. Rider (Nov. 4, 2024)	4 at Stanford (Feb. 7, 2024)
3PPG Att.	3 vs. Rider (Nov. 4, 2024)	9 at Arizona (Jan. 20, 2024)
FT Made	2 (twice), last vs. New Mexico (Nov. 8, 2024)	13 (twice), last vs. CSUN (Dec. 19, 2023)
FT Att.	3 vs. Rider (Nov. 4, 2024)	16 vs. CSUN (Dec. 19, 2023)

KEY NOTES ON SEBASTIAN MACK

- Scored 12 points on 4-of-7 shooting (and 2-of-3 from 3-point range) last Monday night in the Bruins' season-opening win over Rider (Nov. 4, 2024)
- Has scored 10 or more points in 20 of 35 career games ... last season, totaled at least 20 points in five contests
- As a freshman last season, averaged 12.1 points, 3.6 rebounds and 1.6 assists through all 33 games (30 starts)
- Secured Pac-12 All-Freshman Team acclaim last season (five person freshman team)
- Finished with a season-high 27 points in a home loss to CSUN (Dec. 19, 2023) ... shot 6-for-10 from the field 13-for-16 at the free throw line against CSUN
- Last season, he ranked No. 6 in the Pac-12 in free throws made (125-for-172) and ranked No. 11 in the league in steals per game (1.3)
- Last season, he led all Pac-12 freshmen in free throws made (125) and free throws attempted (172)
- Made 13 of 13 free throws in UCLA's 71-69 loss to No. 4 Marquette last season, played in Honolulu (Maui Invitational on Nov. 20, 2023)

SEBASTIAN MACK'S GAME-BY-GAME (2024-25)

DATE	OPP	G-GS	MIN	FG-FGA	PCT	3FG-A	PCT	FT-FTA	PCT	OR	DR	TOT	PF-DQ	A	TO	BS	S	PTS
11-04	Rider	1-0	23:57	4-7	.571	2-3	.667	2-3	.667	0	2	2	1-0	1	1	0	0	12
11-08	vs. New Mexico	1-0	9:36	0-0	.000	0-0	.000	2-2	1.000	0	0	0	1-0	2	3	0	0	2
TOTALS		2-0	33:33	4-7	.571	2-3	.667	4-5	.800	0	2	2	2-0	3	4	0	0	14

SEBASTIAN MACK'S CAREER STATISTICS

Season	Yr.	G-GS	MIN	MPG	FG-FGA	PCT	3FG-A	PCT	FT-FTA	PCT	OR	DR	TOT	RPG	PF-DQ	A	TO	BS	S	PTS	PPG
2023-24	FR	33-30	882	26.7	123-318	.387	28-99	.283	125-172	.727	21	97	118	3.6	77-0	52	52	2	44	399	12.1
2024-25	SO	2-0	34	16.8	4-7	.571	2-3	.667	4-5	.800	0	2	2	1.0	2-0	3	4	0	0	14	7.0
CAREER		35-30	916	26.2	127-325	.391	30-102	.294	129-177	.729	21	99	120	3.4	79-0	55	56	2	44	413	11.8

EVAN MANJIKIAN (21)

REDSHIRT SOPHOMORE – F – 6-8, 235 – Glendale, California (Sierra Canyon School)

SEASON/CAREER BEST PERFORMANCES

Category	Season High	Career High
Points	–	3 vs. Pepperdine (Nov. 23, 2022)
Rebounds	–	1 vs. Pepperdine (Nov. 23, 2022)
Assists	–	–
Steals	–	–
Blocks	–	–
Minutes	–	2 vs. Pepperdine (Nov. 23, 2022)
FG Made	–	1 vs. Pepperdine (Nov. 23, 2022)
FG Att.	–	1 (twice), last vs. Denver (Dec. 10, 2022)
3PG Made	–	1 vs. Pepperdine (Nov. 23, 2022)
3PG Att.	–	1 (twice), last vs. Denver (Dec. 10, 2022)
FT Made	–	–
FT Att.	–	–



EVAN MANJIKIAN (21)
redshirt sophomore

KEY NOTES ON EVAN MANJIKIAN

- Did not play last season ... played in two games as a freshman in 2022-23
- Made a 3-pointer on his first-ever collegiate shot attempt in the final two minutes of the Bruins' win against Pepperdine during his first season (Nov. 23, 2022)
- Was a two-year varsity basketball letterwinner at Sierra Canyon School (Chatsworth, Calif.) ... spent his first two years of high school at Crescenta Valley HS
- As a senior in 2021-22 at Sierra Canyon, averaged 3.2 points and 3.4 rebounds per game ... played in 26 contests and shot 52 percent from the field
- Helped Sierra Canyon to a 26-5 overall record as a senior ... advanced to the CIF State Open Division regional title contest in March of 2022
- His older cousin, Sooren Derboghosian, competed on the UCLA men's basketball team for two seasons (2012-13, 2013-14)

EVAN MANJIKIAN'S GAME-BY-GAME (2024-25)

DATE	OPP	G-GS	MIN	FG-FGA	PCT	3FG-A	PCT	FT-FTA	PCT	OR	DR	TOT	PF-DQ	A	TO	BS	S	PTS
11-04	Rider	–	DNP	–	–	–	–	–	–	–	–	–	–	–	–	–	–	–
11-08	vs. New Mexico	–	DNP	–	–	–	–	–	–	–	–	–	–	–	–	–	–	–
TOTALS		–	–	–	–	–	–	–	–	–	–	–	–	–	–	–	–	–

EVAN MANJIKIAN'S CAREER STATISTICS

Season	Yr.	G-GS	MIN	MPG	FG-FGA	PCT	3FG-A	PCT	FT-FTA	PCT	OR	DR	TOT	RPG	PF-DQ	A	TO	BS	S	PTS	PPG
2022-23	FR	2-0	3	1.6	1-2	.500	1-2	.500	0-0	.000	0	1	1	0.5	0-0	0	0	0	0	3	3.0
2023-24	–	0-0	0	–	0-0	–	0-0	–	0-0	–	0	0	0	–	0-0	0	0	0	0	0	–
2024-25	SO	0-0	0	–	0-0	–	0-0	–	0-0	–	0	0	0	–	0-0	0	0	0	0	0	–
CAREER		2-0	3	1.6	1-2	.500	1-2	.500	0-0	.000	0	1	1	0.5	0-0	0	0	0	0	3	3.0

ADAY MARA (15)

SOPHOMORE – C – 7-3, 240 – Zaragoza, Spain (IES El Picarral)

SEASON/CAREER BEST PERFORMANCES

Category	Season High	Career High
Points	5 vs. Rider (Nov. 4, 2024)	14 vs. Long Island University (Nov. 15, 2023)
Rebounds	2 vs. Rider (Nov. 4, 2024)	10 vs. Chaminade (Nov. 21, 2023)
Assists	1 vs. Rider (Nov. 4, 2024)	3 vs. CSUN (Dec. 19, 2023)
Steals	–	1 (twice), last at Villanova (Dec. 9, 2023)
Blocks	3 vs. Rider (Nov. 4, 2024)	4 vs. Long Island University (Nov. 15, 2023)
Minutes	10 vs. Rider (Nov. 4, 2024)	25 vs. UC Riverside (Nov. 30, 2023)
FG Made	2 vs. Rider (Nov. 4, 2024)	6 vs. Long Island University (Nov. 15, 2023)
FG Att.	3 vs. Rider (Nov. 4, 2024)	10 vs. UC Riverside (Nov. 30, 2023)
3PPG Made	–	–
3PPG Att.	–	–
FT Made	1 vs. Rider (Nov. 4, 2024)	4 vs. USC (Feb. 24, 2024)
FT Att.	2 vs. Rider (Nov. 4, 2024)	5 vs. USC (Feb. 24, 2024)



ADAY MARA (15)
sophomore

KEY NOTES ON ADAY MARA

- Totaled five points, three blocks and two rebounds in nearly 10 minutes in last week's season-opening win against Rider (Nov. 4, 2024)
- As a freshman last season, averaged 3.5 points and 2.1 rebounds in 28 games (eight starts) ... totaled 20 blocks in 28 games (0.7 bpg)
- Scored at least 10 points in two games last season ... had a season-high 14 points against Long Island University (Nov. 15, 2023), and totaled 10 points against USC (Feb. 24, 2024)
- Last season, played a season-high 25 minutes in the Bruins' home victory over UC Riverside (Nov. 30, 2023)
- Joined UCLA's program in Sept. 2023 ... grew up in Zaragoza, Spain, representing his home country in international basketball competitions
- Standing at 7-foot-3, entered the Bruins' program as the tallest player to suit up for UCLA since the late Mike Lanier (7-foot-7) in 1991-92 and 1992-93
- Has played in multiple age-division tournaments for his home country of Spain ... in the summer of 2024, competed at the FIBA U20 Eurobasket in Poland

ADAY MARA'S GAME-BY-GAME (2024-25)


DATE	OPP	G-GS	MIN	FG-FGA	PCT	3FG-A	PCT	FT-FTA	PCT	OR	DR	TOT	PF-DQ	A	TO	BS	S	PTS
11-04	Rider	1-0	9:46	2-3	.667	0-0	.000	1-2	.500	0	2	2	2-0	1	0	3	0	5
11-08	vs. New Mexico	1-0	4:34	0-0	.000	0-0	.000	0-0	.000	0	0	0	1-0	0	0	0	0	0
TOTALS		2-0	14:20	2-3	.667	0-0	.000	1-2	.500	0	2	2	3-0	1	0	3	0	5

ADAY MARA'S CAREER STATISTICS

Season	Yr.	G-GS	MIN	MPG	FG-FGA	PCT	3FG-A	PCT	FT-FTA	PCT	OR	DR	TOT	RPG	PF-DQ	A	TO	BS	S	PTS	PPG
2023-24	FR	28-8	268	9.6	38-86	.442	0-0	.000	21-30	.700	16	38	54	1.9	25-0	15	19	20	2	97	3.5
2024-25	SO	2-0	14	7.2	2-3	.667	0-0	.000	1-2	.500	0	2	2	1.0	3-0	1	0	3	0	5	2.5
CAREER		30-8	282	9.4	40-89	.449	0-0	.000	22-32	.688	16	40	56	1.9	28-0	16	19	23	2	102	3.4

TRENT PERRY (1)

FRESHMAN – G – 6-4, 180 – West Covina, Calif. (Harvard-Westlake School)



TRENT PERRY (1)
freshman

SEASON/CAREER BEST PERFORMANCES

Category	Season High	Career High
Points	8 vs. New Mexico (Nov. 8, 2024)	8 vs. New Mexico (Nov. 8, 2024)
Rebounds	3 (twice), last vs. New Mexico (Nov. 8, 2024)	3 (twice), last vs. New Mexico (Nov. 8, 2024)
Assists	2 vs. New Mexico (Nov. 8, 2024)	2 vs. New Mexico (Nov. 8, 2024)
Steals	2 vs. New Mexico (Nov. 8, 2024)	2 vs. New Mexico (Nov. 8, 2024)
Blocks	–	–
Minutes	23 vs. New Mexico (Nov. 8, 2024)	23 vs. New Mexico (Nov. 8, 2024)
FG Made	1 (twice), last vs. New Mexico (Nov. 8, 2024)	1 (twice), last vs. New Mexico (Nov. 8, 2024)
FG Att.	4 (twice), last vs. New Mexico (Nov. 8, 2024)	4 (twice), last vs. New Mexico (Nov. 8, 2024)
3PFG Made	1 (twice), last vs. New Mexico (Nov. 8, 2024)	1 (twice), last vs. New Mexico (Nov. 8, 2024)
3PFG Att.	4 vs. Rider (Nov. 4, 2024)	4 vs. Rider (Nov. 4, 2024)
FT Made	5 vs. New Mexico (Nov. 8, 2024)	5 vs. New Mexico (Nov. 8, 2024)
FT Att.	7 vs. New Mexico (Nov. 8, 2024)	7 vs. New Mexico (Nov. 8, 2024)

KEY NOTES ON TRENT PERRY

- Has averaged 7.0 points and 3.0 rebounds in his first two collegiate games (vs. Rider, vs. New Mexico)
- Was a four-year varsity basketball letterwinner at Harvard-Westlake School in Studio City (Los Angeles)
- Earned McDonald's All-America honors as a senior in 2023-24 ... averaged 18.6 points, 6.1 rebounds and 5.9 assists per game last season
- Was ranked as high as No. 27, nationally, in his high school class by ESPN.com ... also was listed the No. 33 player in his class by 247Sports.com
- Was honored as the 2024 Gatorade California Boys Basketball Player of the Year as a senior ... was the 2024 CIF Southern Section Open Division Player of the Year
- Helped to lead Harvard-Westlake to the 2024 CIF Southern Section Open Division title ... in 2023, Harvard-Westlake won the CIF State Open Division Championship
- Twice earned Mission League MVP acclaim (2023, 2024) ... was crowned as California's Mr. Basketball by Cal-Hi Sports during his senior season

TRENT PERRY'S GAME-BY-GAME (2024-25)

DATE	OPP	G-GS	MIN	FG-FGA	PCT	3FG-A	PCT	FT-FTA	PCT	OR	DR	TOT	PF-DQ	A	TO	BS	S	PTS
11-04	Rider	1-0	12:07	1-4	.250	1-4	.250	3-4	.750	1	2	3	0-0	1	0	0	0	6
11-08	vs. New Mexico	1-0	22:51	1-4	.250	1-2	.500	5-7	.714	1	2	3	3-0	2	1	0	2	8
TOTALS		2-0	34:58	2-8	.250	2-6	.333	8-11	.727	2	4	6	3-0	3	1	0	2	14

TRENT PERRY'S CAREER STATISTICS

Season	Yr.	G-GS	MIN	MPG	FG-FGA	PCT	3FG-A	PCT	FT-FTA	PCT	OR	DR	TOT	RPG	PF-DQ	A	TO	BS	S	PTS	PPG
2024-25	FR	2-0	35	17.5	2-8	.250	2-6	.333	8-11	.727	2	4	6	3.0	3-0	3	1	0	2	14	7.0
CAREER		2-0	35	17.5	2-8	.250	2-6	.333	8-11	.727	2	4	6	3.0	3-0	3	1	0	2	14	7.0

JACK SEIDLER (30)

REDSHIRT SOPHOMORE – G – 6-4, 200 – Marlboro, New Jersey (Marlboro High School)



JACK SEIDLER (30)
redshirt sophomore

SEASON/CAREER BEST PERFORMANCES

Category	Season High	Career High
Points	–	–
Rebounds	–	–
Assists	–	–
Steals	–	–
Blocks	–	–
Minutes	–	–
FG Made	–	–
FG Att.	–	–
3PFG Made	–	–
3PFG Att.	–	–
FT Made	–	–
FT Att.	–	–

KEY NOTES ON JACK SEIDLER

- Has not played in the past two seasons ... redshirted in 2022-23 ... has three remaining seasons of eligibility
- Was a four-year varsity basketball letterwinner at Marlboro High School (Marlboro, N.J.)
- Concluded his high school career as Marlboro's all-time leading scorer with 1,503 career points
- Twice earned first-team All-Shore Conference acclaim ... in all, earned all-league honors in three seasons
- Averaged a team-leading 20.9 points as a high school senior (2021-22) ... averaged 6.0 rebounds and 1.5 assists in 31 games during his senior season
- Led Marlboro to the Shore Conference Tournament's title contest for the second time in school history

JACK SEIDLER'S GAME-BY-GAME (2024-25)

DATE	OPP	G-GS	MIN	FG-FGA	PCT	3FG-A	PCT	FT-FTA	PCT	OR	DR	TOT	PF-DQ	A	TO	BS	S	PTS
11-04	Rider	–	DNP	–	–	–	–	–	–	–	–	–	–	–	–	–	–	–
11-08	vs. New Mexico	–	DNP	–	–	–	–	–	–	–	–	–	–	–	–	–	–	–
TOTALS		–	–	–	–	–	–	–	–	–	–	–	–	–	–	–	–	–

JACK SEIDLER'S CAREER STATISTICS

Season	Yr.	G-GS	MIN	MPG	FG-FGA	PCT	3FG-A	PCT	FT-FTA	PCT	OR	DR	TOT	RPG	PF-DQ	A	TO	BS	S	PTS	PPG
2022-23	–	0-0	0	–	0-0	–	0-0	–	0-0	–	0	0	0	–	0-0	0	0	0	0	0	–
2023-24	FR	0-0	0	–	0-0	–	0-0	–	0-0	–	0	0	0	–	0-0	0	0	0	0	0	–
2024-25	SO	0-0	0	–	0-0	–	0-0	–	0-0	–	0	0	0	–	0-0	0	0	0	0	0	–
CAREER		0-0	0	–	0-0	–	0-0	–	0-0	–	0	0	0	–	0-0	0	0	0	0	0	–

LAZAR STEFANOVIC (10)

SENIOR – G – 6-7, 190 – Belgrade, Serbia (University of Utah / Sportska gimnazija)

SEASON/CAREER BEST PERFORMANCES

Category	Season High	Career High (at Utah)
Points	6 vs. Rider (Nov. 4, 2024)	26 vs. Stanford (Feb. 2, 2023)
Rebounds	3 vs. New Mexico (Nov. 8, 2024)	13 at California (Feb. 10, 2024)
Assists	–	6 (twice), last vs. Arizona State (March 9, 2024)
Steals	–	4 (twice), last vs. Lafayette (Nov. 10, 2023)
Blocks	–	3 vs. Arizona (Dec. 1, 2022)
Minutes	17 vs. Rider (Nov. 4, 2024)	40 (3 times), last vs. Arizona State (March 9, 2024)
FG Made	2 vs. Rider (Nov. 4, 2024)	10 vs. Stanford (Feb. 2, 2023)
FG Att.	4 vs. New Mexico (Nov. 8, 2024)	22 vs. Stanford (Feb. 2, 2023)
3PPG Made	2 vs. Rider (Nov. 4, 2024)	6 vs. Stanford (Feb. 2, 2023)
3PPG Att.	3 (twice), last vs. New Mexico (Nov. 8, 2024)	14 vs. Stanford (Feb. 2, 2023)
FT Made	–	9 at USC (Jan. 27, 2024)
FT Att.	–	9 (twice), last vs. Utah (Feb. 18, 2024)



LAZAR STEFANOVIC (10)
senior

KEY NOTES ON LAZAR STEFANOVIC

- Scored six points, shooting 2-for-3 from 3-point distance, in UCLA's season-opening win against Rider last week (Nov. 4, 2024)
- Has entered his second season at UCLA ... spent his first two years at the University of Utah in the Pac-12
- Last season, averaged 11.5 points and a team-leading 6.1 rebounds per game (all 33 games)
- Has totaled at least 10 points in 49 collegiate games (23 games in 2023-24, 26 games through two seasons at Utah)
- Has registered 20 or more points in five career games (two games last season at UCLA, and three games in 2022-23 at Utah)
- Last season, ranked No. 10 in the Pac-12 in rebounding (6.1 rpg) and No. 3 in free throw percentage (86.8%, 79-for-91)
- Made 22 consecutive made free throws midway through last season – the streak was snapped in UCLA's home game against Colorado (Feb. 15, 2024)
- Ranked among the top 15 in the Pac-12 in 3-point shooting percentage the past two seasons (No. 15 in 2022-23, No. 13 in 2023-24)
- Last season, scored a season-high 22 points and had seven rebounds in the Bruins' 94-77 loss at Washington (Feb. 29, 2024)
- Totaled a career-high 26 points against Stanford as a sophomore in 2022-23, while competing for Utah (Feb. 2, 2023)
- Transferred to UCLA in the summer of 2023 after having played his first two seasons at the University of Utah
- Grew up in Belgrade, Serbia ... played in 63 games at the University of Utah in 2021-22 (31 games) and 2022-23 (32 games)
- Played both basketball and soccer as a youngster in Serbia ... gravitated more toward basketball by the age of 13

LAZAR STEFANOVIC'S GAME-BY-GAME (2024-25)

DATE	OPP	G-GS	MIN	FG-FGA	PCT	3FG-A	PCT	FT-FTA	PCT	OR	DR	TOT	PF-DQ	A	TO	BS	S	PTS
11-04	Rider	1-0	17:03	2-3	.667	2-3	.667	0-0	.000	0	1	1	1-0	0	1	0	0	6
11-08	vs. New Mexico	1-0	14:32	1-4	.250	0-3	.000	0-0	.000	2	1	3	2-0	0	3	0	0	2
TOTALS		2-0	31:35	3-7	.429	2-6	.333	0-0	.000	2	2	4	3-0	0	4	0	0	8

LAZAR STEFANOVIC'S CAREER STATISTICS

Season	Yr.	G-GS	MIN	MPG	FG-FGA	PCT	3FG-A	PCT	FT-FTA	PCT	OR	DR	TOT	RPG	PF-DQ	A	TO	BS	S	PTS	PPG
2021-22	¹ FR	31-18	781	25.2	80-221	.362	33-107	.308	40-48	.833	23	65	88	2.8	74-3	41	43	1	13	233	7.5
2022-23	¹ SO	32-15	905	28.3	114-307	.371	55-153	.359	46-53	.868	14	83	97	3.0	50-1	86	51	5	34	329	10.3
2023-24	JR	33-33	1139	34.5	122-317	.385	58-149	.389	79-91	.868	50	152	202	6.1	82-2	53	35	3	35	381	11.5
2024-25	SR	2-0	32	15.8	3-7	.429	2-6	.333	0-0	.000	2	2	4	2.0	3-0	0	4	0	0	8	4.0
CAREER		98-66	2857	29.1	319-852	.374	148-415	.357	165-192	.859	89	302	391	4.0	209-6	180	133	9	82	951	9.7

1 first two seasons at University of Utah

BRANDON WILLIAMS (5)

SOPHOMORE – G/F – 6-7, 220 – Queens, N.Y. (Christ the King High School)



BRANDON WILLIAMS (5)
sophomore

SEASON/CAREER BEST PERFORMANCES

Category	Season High	Career High
Points	–	13 at Arizona State (Jan. 17, 2024)
Rebounds	–	6 vs. USC (Feb. 24, 2024)
Assists	–	3 vs. Oregon State (March 13, 2024)
Steals	–	2 vs. Ohio State (Dec. 16, 2023)
Blocks	–	1 (3 times), last vs. Oregon State (March 13, 2024)
Minutes	–	33 at California (Feb. 10, 2024)
FG Made	–	5 (twice), last at Arizona State (Jan. 17, 2024)
FG Att.	–	8 vs. Oregon State (March 13, 2024)
3PMG Made	–	1 (7 times), last vs. USC (Feb. 24, 2024)
3PMG Att.	–	3 (twice), last vs. Colorado (Feb. 15, 2024)
FT Made	–	2 (5 times), last vs. Utah (Feb. 18, 2024)
FT Att.	–	3 at Arizona State (Jan. 17, 2024)

KEY NOTES ON BRANDON WILLIAMS

- Last season, averaged 3.1 points and 2.2 rebounds in 32 games (14 starts) ... scored at least 10 points in two games as a freshman
- Scored a season-high 13 points in UCLA's 68-66 win at Arizona State (Jan. 17, 2024) ... made 5 of 6 shots in the victory at Arizona State
- Was a four-year varsity basketball letterwinner at Christ the King High School in New York City ... grew up in Queens, N.Y.
- Entered his freshman season as the Pac-12's youngest player (turned 18 in Nov. of 2023)
- Was ranked as the No. 66 player in his high school class in 2022-23, nationally, in the "Top247" 247Sports.com rankings (also was listed No. 75 by ESPN.com)
- Both 247Sports.com and ESPN.com listed him as the No. 1-ranked player in the state of New York in his high school class

BRANDON WILLIAMS' GAME-BY-GAME (2024-25)

DATE	OPP	G-GS	MIN	FG-FGA	PCT	3FG-A	PCT	FT-FTA	PCT	OR	DR	TOT	PF-DQ	A	TO	BS	S	PTS
11-04	Rider	–	DNP	–	–	–	–	–	–	–	–	–	–	–	–	–	–	–
11-08	vs. New Mexico	–	DNP	–	–	–	–	–	–	–	–	–	–	–	–	–	–	–
TOTALS		–	–	–	–	–	–	–	–	–	–	–	–	–	–	–	–	–

BRANDON WILLIAMS' CAREER STATISTICS

Season	Yr.	G-GS	MIN	MPG	FG-FGA	PCT	3FG-A	PCT	FT-FTA	PCT	OR	DR	TOT	RPG	PF-DQ	A	TO	BS	S	PTS	PPG
2023-24	FR	32-14	558	17.4	40-112	.357	7-28	.250	13-21	.619	28	42	70	2.2	58-0	17	12	3	7	100	3.1
2024-25	SO	0-0	–	–	–	–	–	–	–	–	–	–	–	–	–	–	–	–	–	–	–
CAREER		32-14	558	17.4	40-112	.357	7-28	.250	13-21	.619	28	42	70	2.2	58-0	17	12	3	7	100	3.1

DEVIN WILLIAMS (22)

SOPHOMORE – F – 6-10, 200 – Riverside, Calif. (Centennial HS)



DEVIN WILLIAMS (22)
sophomore

SEASON/CAREER BEST PERFORMANCES

Category	Season High	Career High
Points	–	6 vs. Long Island University (Nov. 15, 2023)
Rebounds	–	3 vs. Saint Francis (Nov. 6, 2023)
Assists	–	–
Steals	–	–
Blocks	–	1 at USC (Jan. 27, 2024)
Minutes	–	7 at USC (Jan. 27, 2024)
FG Made	–	2 (twice), last at USC (Jan. 27, 2024)
FG Att.	–	4 at USC (Jan. 27, 2024)
3PFG Made	–	–
3PFG Att.	–	1 at USC (Jan. 27, 2024)
FT Made	–	2 (twice), last vs. Chaminade (Nov. 21, 2023)
FT Att.	–	4 vs. Long Island University (Nov. 15, 2023)

KEY NOTES ON DEVIN WILLIAMS

- Last season, averaged 1.4 points and 0.7 rebounds in 10 games ... shot 5-for-8 from the field in 32 minutes
- Scored four points, connecting on 2 of 4 shot attempts, in seven-plus minutes off the bench in UCLA's 65-50 win at USC (Jan. 27, 2024)
- Was a four-year varsity basketball letterwinner in high school, spending his final three years at Centennial High School in Corona, Calif.
- Helped lead Centennial HS to three consecutive CIF Southern Section Open Division titles (2021, 2022, 2023)
- As a senior in high school, averaged 12.0 points and 7.0 rebounds per game ... helped Centennial to a third consecutive CIF Southern Section Open Division title
- His great uncle (Mack Calvin) was a point guard at Long Beach City College and USC before playing 11 seasons of professional basketball (seven in the ABA, four in the NBA)

DEVIN WILLIAMS' GAME-BY-GAME (2024-25)

DATE	OPP	G-GS	MIN	FG-FGA	PCT	3FG-A	PCT	FT-FTA	PCT	OR	DR	TOT	PF-DQ	A	TO	BS	S	PTS
11-04	Rider	–	DNP	–	–	–	–	–	–	–	–	–	–	–	–	–	–	–
11-08	vs. New Mexico	–	DNP	–	–	–	–	–	–	–	–	–	–	–	–	–	–	–
TOTALS		–	–	–	–	–	–	–	–	–	–	–	–	–	–	–	–	–

DEVIN WILLIAMS' CAREER STATISTICS

Season	Yr.	G-GS	MIN	MPG	FG-FGA	PCT	3FG-A	PCT	FT-FTA	PCT	OR	DR	TOT	RPG	PF-DQ	A	TO	BS	S	PTS	PPG
2023-24	FR	10-0	32	3.2	5-8	.625	0-1	.000	4-7	.571	4	3	7	0.7	1-0	0	2	1	0	14	1.4
2024-25	SO	0-0	–	–	–	–	–	–	–	–	–	–	–	–	–	–	–	–	–	–	–
CAREER		10-0	32	3.2	5-8	.625	0-1	.000	4-7	.571	4	3	7	0.7	1-0	0	2	1	0	14	1.4

TEAM SUPERLATIVES (2016-17 THROUGH 2024-25)

Single-Game Bests (UCLA)

POINTS

Player	PTS	Opponent	Site	Date
Bryce Alford	37	Colorado	Boulder, Colo.	01/12/17
Kris Wilkes	34	Arizona	Pauley Pavilion	01/26/19
Aaron Holiday	34	Stanford	Las Vegas, Nev.	03/08/18
Aaron Holiday	34	USC	Galen Center	03/03/18
two players	33	–	–	–

NOTE: last player with 33 points in a game for UCLA, **Aaron Holiday**, versus Washington State in the Bruins' 96-82 win in Pauley Pavilion on Dec. 29, 2017.

MOST POINTS IN ONE HALF

Player	PTS	Opponent	Site	Date
Jaylen Hands	27	Oregon (2nd half)	Pauley Pavilion	02/23/19
Kris Wilkes	26	Arizona (2nd half)	Pauley Pavilion	01/26/19
Isaac Hamilton	25	Arizona State (1st half)	Pauley Pavilion	01/19/17
Bryce Alford	25	Colorado (2nd half)	Boulder, Colo.	01/12/17
Aaron Holiday	23	Washington State (2nd half)	Pauley Pavilion	12/29/17

REBOUNDS

Player	REBS	Opponent	Site	Date
Jalen Hill	20	Presbyterian	Pauley Pavilion	11/19/18
Moses Brown	17	Purdue Fort Wayne	Pauley Pavilion	11/06/18
Thomas Welsh	17	Arizona	Las Vegas, Nev.	03/09/18
Thomas Welsh	17	Oregon State	Pauley Pavilion	02/15/18

ASSISTS

Player	AST	Opponent	Site	Date
Tyger Campbell	14	Arizona State	Pauley Pavilion	02/27/20
Lonzo Ball	14	Washington State	Pauley Pavilion	03/04/17
Lonzo Ball	13	UC Riverside	Pauley Pavilion	11/30/16

BLOCKS

Player	BLK	Opponent	Site	Date
Moses Brown	8	Saint Francis (Pa.)	Pauley Pavilion	11/16/18
Adem Bona	7	Arizona State	Tempe, Ariz.	01/17/24
Adem Bona	5	Arizona	Pauley Pavilion	03/07/24
Adem Bona	5	Oregon	Eugene, Ore.	12/30/23
Jaime Jaquez Jr.	5	Colorado	Pauley Pavilion	01/14/23

STEALS

Player	STL	Opponent	Site	Date
Jaylen Clark	7	Sacramento State	Pauley Pavilion	11/07/22
Sky Clark	6	New Mexico, Calif.	Henderson, Nev.	11/08/24
multiple players	5	–	–	–

NOTE: last player with five steals in a game for UCLA, **Sebastian Mack**, against Chaminade University in the Bruins' 76-48 win in Honolulu, Hawaii, on Nov. 21, 2023.

FIELD GOALS MADE

Player	FG/ATT	Opponent	Site	Date
TJ Leaf	14/18	Washington State	Pullman, Wash.	02/01/17
Jaime Jaquez Jr.	13/17	Bellarmine	Pauley Pavilion	11/27/22

FIELD GOALS ATTEMPTED

Player	FG/ATT	Opponent	Site	Date
Aaron Holiday	12/25	Stanford	Las Vegas, Nev.	03/08/18
Johnny Juzang	9/24	Villanova	Pauley Pavilion	11/12/21
Jaime Jaquez Jr.	11/23	Colorado	Pauley Pavilion	01/14/23
Tyger Campbell	9/23	Illinois	Las Vegas, Nev.	11/18/22
Johnny Juzang	12/23	Washington	Seattle, Wash.	02/13/21

3-POINTERS MADE

Player	FG/ATT	Opponent	Site	Date
Isaac Hamilton	9/14	Arizona State	Pauley Pavilion	01/19/17
Bryce Alford	9/14	Colorado	Boulder, Colo.	01/12/17

3-POINTERS ATTEMPTED

Player	FG/ATT	Opponent	Site	Date
Bryce Alford	8/14	Washington	Pauley Pavilion	03/01/17
Isaac Hamilton	9/14	Arizona State	Pauley Pavilion	01/19/17
Bryce Alford	9/14	Colorado	Boulder, Colo.	01/12/17

MINUTES PLAYED

Player	MIN	Opponent	Site	Date
Jaime Jaquez Jr.	55	Pepperdine (3-OT)	San Diego, Calif.	11/27/20
Tyger Campbell	52	Pepperdine (3-OT)	San Diego, Calif.	11/27/20
Johnny Juzang	51	Arizona State (3-OT)	Tempe, Ariz.	02/05/22

Single-Game Bests (Opponents)

POINTS

Player	PTS	Opponent	Site	Date
De'Aaron Fox	39	Kentucky	Memphis, Tenn.	03/24/17
Jahmir Young	37	Maryland	Pauley Pavilion	12/22/23
Drew Timme	36	Gonzaga	Las Vegas, Nev.	03/23/23
Jordan Howard	35	Central Arkansas	Pauley Pavilion	11/15/17

MOST POINTS IN ONE HALF

Player	PTS	Opponent	Site	Date
Boogie Ellis	27	USC (2nd half)	Galen Center (L.A.)	01/26/23
Caleb Love	27	North Carolina (2nd half)	Philadelphia, Pa.	03/25/22
Alonzo Verge Jr.	24	Arizona State (2nd half)	Tempe, Ariz.	02/06/20
Adam Flagler	24	Presbyterian (2nd half)	Pauley Pavilion	11/19/18
De'Aaron Fox	24	Kentucky (2nd half)	Memphis, Tenn.	03/24/17

REBOUNDS

Player	REBS	Opponent	Site	Date
Zylan Cheatham	20	Arizona State	Pauley Pavilion	01/24/19
Ivan Rabb	20	California	Pauley Pavilion	01/05/17
Mouhamed Gueye	18	Washington State	Pullman, Wash.	12/30/22

ASSISTS

Player	AST	Opponent	Site	Date
Sahvir Wheeler	11	Washington	Seattle, Wash.	02/29/24
Daejon Davis	11	Stanford	Stanford, Calif.	02/16/19
Remy Martin	11	Arizona State	Pauley Pavilion	01/24/19

BLOCKS

Player	BLK	Opponent	Site	Date
Oumar Ballo	6	Arizona	Las Vegas, Nev.	03/12/22
multiple players	5	–	–	–

NOTE: last opposing player with five blocks in a game, **Braxton Meah**, of Washington in UCLA's 94-77 loss in Seattle at Alaska Airlines Arena on Feb. 29, 2024.

STEALS

Player	STL	Opponent	Site	Date
Matisse Thybulle	7	Washington	Seattle, Wash.	02/02/19
Darius McNeill	7	California	Pauley Pavilion	01/05/19
Chris Duarte	6	Oregon	Eugene, Ore.	01/26/20
Matisse Thybulle	6	Washington	Seattle, Wash.	02/04/17

FIELD GOALS MADE

Player	FG/ATT	Opponent	Site	Date
Drew Timme	16/24	Gonzaga	Las Vegas, Nev.	03/23/23
Anton Watson	14/15	Gonzaga	Honolulu, Hawaii	11/22/23
multiple players	13 made FG	–	–	–

NOTE: last opposing player with 13 made shots in a game, **Jahmir Young**, of Maryland (13-for-19) ... game was played in Pauley Pavilion on Dec. 22, 2023.

FIELD GOALS ATTEMPTED

Player	FG/ATT	Opponent	Site	Date
Colbey Ross	10/25	Pepperdine	San Diego, Calif.	11/27/20
Jordan Howard	13/25	Central Arkansas	Pauley Pavilion	11/15/17
Drew Timme	16/24	Gonzaga	Las Vegas, Nev.	03/23/23
Caleb Love	11/24	North Carolina	Philadelphia, Pa.	03/25/22
Remy Martin	11/24	Arizona State	Pauley Pavilion	02/27/20

3-POINTERS MADE

Player	FG/ATT	Opponent	Site	Date
Jordan Howard	8/15	Central Arkansas	Pauley Pavilion	11/15/17
Terrence Shannon Jr.	8/9	Illinois	Las Vegas, Nev.	11/18/22
four players	7 made 3-PT	–	–	–

NOTE: last opposing player to have made seven 3-pointers in a game was **Rob Edwards** of Arizona State (7-for-9) ... game was played in Pauley Pavilion on Feb. 27, 2020.

3-POINTERS ATTEMPTED

Player	FG/ATT	Opponent	Site	Date
Bennie Boatwright	7/17	USC	Pauley Pavilion	02/28/19
Jordan Howard	8/15	Central Arkansas	Pauley Pavilion	11/15/17
Torian Graham	7/14	Arizona State	Tempe, Ariz.	02/23/17
Jonah Mathews	5/14	USC	Pauley Pavilion	02/28/19
Adam Flagler	7/14	Presbyterian	Pauley Pavilion	11/19/18

MINUTES PLAYED

Player	MIN	Opponent	Site	Date
Colbey Ross	55	Pepperdine (3-OT)	San Diego, Calif.	11/27/20
Jay Heath	48	Arizona State (3-OT)	Tempe, Ariz.	02/05/22
Kimani Lawrence	47	Arizona State (3-OT)	Tempe, Ariz.	02/05/22

2024-25 POINTS-REBOUNDS-ASSISTS

DATE	OPPONENT	0 KOBE JOHNSON	1 TRENT PERRY	2 DYLAN ANDREWS	3 ERIC DAILEY JR.	5 BRANDON WILLIAMS	7 CHRISTIAN HORRY	8 DOMINICK HARRIS	10 LAZAR STEFANOVIC	12 SEBASTIAN MACK
Nov. 4	Rider	12-8-3	6-3-1	14-1-6	9-8-2	DNP	DNP	0-4-0	6-1-0	12-2-1
Nov. 8	vs. New Mexico	7-4-5	8-3-2	4-0-2	5-3-1	DNP	DNP	DNP	2-3-0	2-0-2
Nov. 11	Boston University									
Nov. 15	Lehigh									
Nov. 20	Idaho State									
Nov. 22	Cal State Fullerton									
Nov. 26	Southern Utah									
Dec. 3	Washington*									
Dec. 8	at Oregon*									
Dec. 14	vs. Arizona									
Dec. 17	Prairie View A&M									
Dec. 21	vs. North Carolina									
Dec. 28	vs. Gonzaga									
Jan. 4	at Nebraska*									
Jan. 7	Michigan*									
Jan. 10	at Maryland*									
Jan. 13	at Rutgers*									
Jan. 17	Iowa*									
Jan. 21	Wisconsin*									
Jan. 24	at Washington*									
Jan. 27	at USC*									
Jan. 30	Oregon*									
Feb. 4	Michigan State*									
Feb. 8	Penn State*									
Feb. 11	at Illinois*									
Feb. 14	at Indiana*									
Feb. 18	Minnesota*									
Feb. 23	Ohio State*									
Feb. 28	at Purdue*									
March 3	at Northwestern*									
March 8	USC*									

* Big Ten Conference game

2024-25 POINTS-REBOUNDS-ASSISTS

DATE	OPPONENT	13 ERIC FRENEY	15 ADAY MARA	21 EVAN MANJIKIAN	22 DEVIN WILLIAMS	24 WILLIAM KYLE III	30 JACK SEIDLER	34 TYLER BILODEAU	55 SKYY CLARK
Nov. 4	Rider	DNP	5-2-1	DNP	DNP	0-5-0	DNP	18-6-0	3-1-7
Nov. 8	vs. New Mexico	DNP	0-0-0	DNP	DNP	6-4-0	DNP	23-15-0	7-0-1
Nov. 11	Boston University								
Nov. 15	Lehigh								
Nov. 20	Idaho State								
Nov. 22	Cal State Fullerton								
Nov. 26	Southern Utah								
Dec. 3	Washington*								
Dec. 8	at Oregon*								
Dec. 14	vs. Arizona								
Dec. 17	Prairie View A&M								
Dec. 21	vs. North Carolina								
Dec. 28	vs. Gonzaga								
Jan. 4	at Nebraska*								
Jan. 7	Michigan*								
Jan. 10	at Maryland*								
Jan. 13	at Rutgers*								
Jan. 17	Iowa*								
Jan. 21	Wisconsin*								
Jan. 24	at Washington*								
Jan. 27	at USC*								
Jan. 30	Oregon*								
Feb. 4	Michigan State*								
Feb. 8	Penn State*								
Feb. 11	at Illinois*								
Feb. 14	at Indiana*								
Feb. 18	Minnesota*								
Feb. 23	Ohio State*								
Feb. 28	at Purdue*								
March 3	at Northwestern*								
March 8	USC*								

* Big Ten Conference game

UCLA'S GAME-BY-GAME TOTALS (2024-25)

Opponent	Date	Score	W/L	FG-FGA	PCT	3FG-FGA	PCT	FT-FTA	PCT	OR	DR	REB	PF	AST	TO	BLK	STL
Rider	11/04/24	85-50	W	34-65	.523	10-29	.345	7-12	.583	15	30	45	13	21	9	9	6
vs. New Mexico ¹	11/08/24	64-72	L	20-55	.364	5-23	.217	19-27	.704	14	20	34	24	0	3	1	2
Boston University	11/11/24																
Lehigh	11/15/24																
Idaho State	11/20/24																
Cal State Fullerton	11/22/24																
Southern Utah	11/26/24																
Washington*	12/03/24																
at Oregon*	12/08/24																
vs. Arizona ²	12/14/24																
Prairie View A&M	12/17/24																
vs. North Carolina ³	12/21/24																
vs. Gonzaga ⁴	12/28/24																
at Nebraska*	01/04/25																
Michigan*	01/07/25																
at Maryland*	01/10/25																
at Rutgers*	01/13/25																
Iowa*	01/17/25																
Wisconsin*	01/21/25																
at Washington*	01/24/25																
at USC*	01/27/25																
Oregon*	01/30/25																
Michigan State*	02/04/25																
Penn State*	02/08/25																
at Illinois*	02/11/25																
at Indiana*	02/14/25																
Minnesota*	02/18/25																
Ohio State*	02/23/25																
at Purdue*	02/28/25																
at Northwestern*	03/03/25																
USC*	03/08/25																

* Big Ten Conference game

1 played in Henderson, Nev. (at Lee's Family Forum)

2 played in Phoenix, Ariz. (at Footprint Center)

3 CBS Sports Classic, played in New York, N.Y. (at Madison Square Garden)

4 played in Los Angeles, Calif. (at Intuit Dome)

OPPONENT'S GAME-BY-GAME TOTALS (2024-25)

Opponent	Date	Score	W/L	FG-FGA	PCT	3FG-FGA	PCT	FT-FTA	PCT	OR	DR	REB	PF	AST	TO	BLK	STL
Rider	11/04/24	85-50	W	20-63	.317	5-20	.250	5-13	.385	18	20	38	17	13	13	2	6
vs. New Mexico ¹	11/08/24	64-72	L	25-49	.510	6-15	.400	16-23	.696	8	26	34	26	14	24	3	12
Boston University	11/11/24																
Lehigh	11/15/24																
Idaho State	11/20/24																
Cal State Fullerton	11/22/24																
Southern Utah	11/26/24																
Washington*	12/03/24																
at Oregon*	12/08/24																
vs. Arizona ²	12/14/24																
Prairie View A&M	12/17/24																
vs. North Carolina ³	12/21/24																
vs. Gonzaga ⁴	12/28/24																
at Nebraska*	01/04/25																
Michigan*	01/07/25																
at Maryland*	01/10/25																
at Rutgers*	01/13/25																
Iowa*	01/17/25																
Wisconsin*	01/21/25																
at Washington*	01/24/25																
at USC*	01/27/25																
Oregon*	01/30/25																
Michigan State*	02/04/25																
Penn State*	02/08/25																
at Illinois*	02/11/25																
at Indiana*	02/14/25																
Minnesota*	02/18/25																
Ohio State*	02/23/25																
at Purdue*	02/28/25																
at Northwestern*	03/03/25																
USC*	03/08/25																

* Big Ten Conference game

1 played in Henderson, Nev. (at Lee's Family Forum)

2 played in Phoenix, Ariz. (at Footprint Center)

3 CBS Sports Classic, played in New York, N.Y. (at Madison Square Garden)

4 played in Los Angeles, Calif. (at Intuit Dome)

UCLA's SEASON/CAREER STATS

2024-25 ROSTER

Summary

Player	Season Statistics										Career Statistics									
	GP-GS	MIN/G	FG%	3FG%	FT%	R/G	A/G	STL	BLK	PTS/G	GP-GS	MIN/G	FG%	3FG%	FT%	R/G	A/G	STL	BLK	PTS/G
ANDREWS, Dylan	2-2	28.3	.471	.200	.000	0.5	4.0	1	0	9.0	70-34	22.5	.405	.316	.777	1.6	2.3	39	4	7.8
BILODEAU, Tyler	2-2	27.4	.472	.200	.556	10.5	0.0	4	2	20.5	66-47	24.8	.503	.321	.791	5.0	0.9	34	26	11.0
CLARK, Skyy	2-2	24.6	.286	.286	.000	0.5	4.0	7	1	5.0	44-42	29.3	.408	.346	.762	3.1	2.8	44	7	11.0
DAILEY JR., Eric	2-2	18.0	.556	.500	1.000	5.5	1.5	1	1	7.0	34-18	22.1	.498	.344	.611	4.9	1.5	25	5	9.2
HARRIS, Dominick	1-0	6.6	.000	.000	.000	4.0	0.0	0	0	0.0	63-13	14.7	.424	.428	.768	1.7	0.7	15	3	6.9
JOHNSON, Kobe	2-2	28.2	.538	.200	.800	6.0	4.0	3	0	9.5	93-59	23.4	.426	.326	.790	3.7	2.3	159	44	7.4
KYLE III, William	2-0	13.0	.400	.000	.400	4.5	0.0	0	5	3.0	69-49	25.8	.588	.000	.600	5.7	1.3	22	98	10.9
MACK, Sebastian	2-0	16.8	.571	.667	.800	1.0	1.5	0	0	7.0	35-30	26.2	.391	.294	.729	3.4	1.6	44	2	11.8
MARA, Aday	2-0	7.2	.667	.000	.500	1.0	0.5	0	3	2.5	30-8	9.4	.449	.000	.688	1.9	0.5	2	23	3.4
PERRY, Trent	2-0	17.5	.250	.333	.727	3.0	1.5	2	0	7.0	2-0	17.5	.250	.333	.727	3.0	1.5	2	0	7.0
STEFANOVIC, Lazar	2-0	15.8	.429	.333	.000	2.0	0.0	0	0	4.0	98-66	29.1	.374	.357	.859	4.0	1.8	82	9	9.7

Scoring

Player	Season Statistics									Career Statistics								
	FG-FGA	FG%	3FG-3FGA	3FG%	FT-FTA	FT%	PTS	PTS/G	FG-FGA	FG%	3FG-3FGA	3FG%	FT-FTA	FT%	PTS	PTS/G		
ANDREWS, Dylan	8-17	.471	2-10	.200	0-0	.000	18	9.0	207-511	.405	62-196	.316	73-94	.777	549	7.8		
BILODEAU, Tyler	17-36	.472	2-10	.200	5-9	.556	41	20.5	272-541	.503	44-137	.321	136-172	.791	724	11.0		
CLARK, Skyy	4-14	.286	2-7	.286	0-0	.000	10	5.0	161-395	.408	64-185	.346	99-130	.762	485	11.0		
DAILEY JR., Eric	5-9	.556	2-4	.500	2-2	1.000	14	7.0	117-235	.498	21-61	.344	58-95	.611	313	9.2		
HARRIS, Dominick	0-1	.000	0-1	.000	0-0	.000	0	0.0	142-335	.424	77-180	.428	76-99	.768	437	6.9		
JOHNSON, Kobe	7-13	.538	1-5	.200	4-5	.800	19	9.5	245-575	.426	76-233	.326	124-157	.790	690	7.4		
KYLE III, William	2-5	.400	0-0	.000	2-5	.400	6	3.0	314-534	.588	0-1	.000	123-205	.600	751	10.9		
MACK, Sebastian	4-7	.571	2-3	.667	4-5	.800	14	7.0	127-325	.391	30-102	.294	129-177	.729	413	11.8		
MARA, Aday	2-3	.667	0-0	.000	1-2	.500	5	2.5	40-89	.449	0-0	.000	22-32	.688	102	3.4		
PERRY, Trent	2-8	.250	2-6	.333	8-11	.727	14	7.0	2-8	.250	2-6	.333	8-11	.727	14	7.0		
STEFANOVIC, Lazar	3-7	.429	2-6	.333	0-0	.000	8	4.0	319-852	.374	148-415	.357	165-192	.859	951	9.7		

Totals

Player	Season Statistics									Career Statistics								
	O-REB	D-REB	TOTAL	PF	FO	A	TO	A/TO	O-REB	D-REB	TOTAL	PF	FO	A	TO	A/TO		
ANDREWS, Dylan	1	0	1	2	0	8	6	1.3	22	89	111	98	0	160	85	1.9		
BILODEAU, Tyler	8	13	21	4	0	0	3	0.0	70	257	327	184	4	57	89	0.6		
CLARK, Skyy	1	0	1	4	0	8	4	2.0	15	123	138	111	3	122	119	1.0		
DAILEY JR., Eric	3	8	11	8	0	3	2	1.5	51	115	166	72	1	52	37	1.4		
HARRIS, Dominick	1	3	4	0	0	0	0	0.0	23	85	108	84	2	42	56	0.8		
JOHNSON, Kobe	6	6	12	6	0	8	4	2.0	71	277	348	169	3	215	139	1.5		
KYLE III, William	2	7	9	2	0	0	2	0.0	127	266	393	110	1	89	105	0.8		
MACK, Sebastian	0	2	2	2	0	3	4	0.8	21	99	120	79	0	55	56	1.0		
MARA, Aday	0	2	2	3	0	1	0	0.0	16	40	56	28	0	16	19	0.8		
PERRY, Trent	2	4	6	3	0	3	1	3.0	2	4	6	3	0	3	1	3.0		
STEFANOVIC, Lazar	2	2	4	3	0	0	4	0.0	89	302	391	209	6	180	133	1.4		

2023-24 OVERALL STATISTICS

Overall: 16-17 Home: 9-7 Away: 5-6 Neutral: 2-4 Pac-12: 10-10

Game Records

Record	Overall	Home	Away	Neutral
ALL GAMES	16-17	9-7	5-6	2-4
CONFERENCE	10-10	5-5	5-5	0-0
NON-CONFERENCE	6-7	4-2	0-1	2-4

Score by Periods

Team	1st	2nd	OT	TOT
UCLA	1033	1144	0	2177
Opponents	1016	1144	0	2160

Team Box Score

No.	Player	Overall			Total			3-Point			F-Throw		Rebounds				Other					
		GP-GS	MIN	AVG	FG-FGA	FG%	3FG-3FGA	3FG%	FT-FTA	FT%	OFF	DEF	TOT	AVG	PF	DQ	A	TO	BLK	STL	PTS	AVG
2	ANDREWS, Dylan	32-32	1125:25	35.2	153-387	.395	47-145	.324	59-73	.808	13	58	71	2.2	58	0	119	62	2	27	412	12.9
3	BONA, Adem	33-33	874:59	26.5	153-260	.588	0-1	.000	103-148	.696	66	129	195	5.9	119	7	41	82	58	37	409	12.4
12	MACK, Sebastian	33-30	882:19	26.7	123-318	.387	28-99	.283	125-172	.727	21	97	118	3.6	77	0	52	52	2	44	399	12.1
10	STEFANOVIC, Lazar	33-33	1139:17	34.5	122-317	.385	58-149	.389	79-91	.868	50	152	202	6.1	82	2	53	35	3	35	381	11.5
9	BUYUKTUNCEL, Berke	26-8	424:45	16.3	40-104	.385	11-37	.297	27-43	.628	24	41	65	2.5	58	1	11	22	9	4	118	4.5
4	MCCLENDON, Will	33-4	692:49	21.0	43-127	.339	28-79	.354	20-28	.714	26	83	109	3.3	49	0	35	17	2	20	134	4.1
15	MARA, Aday	28-8	267:54	9.6	38-86	.442	0-0	.000	21-30	.700	16	38	54	1.9	25	0	15	19	20	2	97	3.5
5	WILLIAMS, Brandon	32-14	558:03	17.4	40-112	.357	7-28	.250	13-21	.619	28	42	70	2.2	58	0	17	12	3	7	100	3.1
27	VIDE, Jan	24-0	174:58	7.3	19-50	.380	2-3	.667	6-8	.750	0	18	18	0.8	11	0	11	10	0	5	46	1.9
22	WILLIAMS, Devin	10-0	31:59	3.2	5-8	.625	0-1	.000	4-7	.571	4	3	7	0.7	1	0	0	2	1	0	14	1.4
14	NWUBA, Kenneth	33-2	266:24	8.1	16-28	.571	0-0	.000	10-19	.526	25	24	49	1.5	54	2	8	14	4	6	42	1.3
8	FIBLEUIL, Ilane	25-0	157:22	6.3	10-23	.435	2-10	.200	3-4	.750	12	25	37	1.5	17	0	6	6	5	5	25	1.0
20	CREMONESI, Logan	3-1	03:44	1.2	0-0	.000	0-0	.000	0-0	.000	0	0	0	0.0	0	0	0	0	0	0	0	0.0
Team											54	66	120				25					
Total		33	6600		762-1820	.419	183-552	.332	470-644	.730	339	776	1115	33.8	609	12	368	358	109	192	2177	66.0
Opponents		33	6600		741-1747	.424	249-748	.333	429-616	.696	299	775	1074	32.5	607	16	372	388	86	182	2160	65.5

Team Statistics

	UCLA	OPP
Scoring	2177	2160
Points per game	66.0	65.5
Scoring margin	+0.5	-
Field goals-att	762-1820	741-1747
Field goal pct	.419	.424
3 point fg-att	183-552	249-748
3-point FG pct	.332	.333
3-pt FG made per game	5.5	7.5
Free throws-att	470-644	429-616
Free throw pct	.730	.696
F-Throws made per game	14.2	13.0
Rebounds	1115	1074
Rebounds per game	33.8	32.5
Rebounding margin	+1.2	-
Assists	368	372
Assists per game	11.2	11.3
Turnovers	358	388
Turnovers per game	10.8	11.8
Turnover margin	+0.9	-
Assist/turnover ratio	1.0	1.0
Steals	192	182
Steals per game	5.8	5.5
Blocks	109	86
Blocks per game	3.3	2.6
Winning streak	0	-
Home win streak	1	-
Attendance	119888	100309
Home games-Avg/Game	16-7493	11-9119
Neutral site-Avg/Game	-	6-8913

Team Results

Date	Opponent		Score	Att.
11/06/2023	Saint Francis (PA)	W	75-44	6783
11/10/2023	Lafayette	W	68-50	6259
11/15/2023	LIU	W	78-58	4751
11/20/2023	vs Marquette	L	69-71	4936
11/21/2023	vs Chaminade	W	76-48	3602
11/22/2023	vs Gonzaga	L	65-69	3757
11/30/2023	UC Riverside	W	66-65	6609
12/09/2023	at Villanova	L	56-65	16823
12/16/2023	vs Ohio St.	L	60-67	17058
12/19/2023	CSUN	L	72-76	7274
12/22/2023	Maryland	L	60-69	7065
12/28/2023	at Oregon St.	W	69-62	3087
12/30/2023	at Oregon	L	59-64	7268
01/03/2024	Stanford	L	53-59	6224
01/06/2024	California	L	57-66	7342
01/11/2024	at Utah	L	44-90	8934
01/14/2024	Washington	W	73-61	6532
01/17/2024	at Arizona St.	W	68-66	10096
01/20/2024	at Arizona	L	71-77	14688
01/27/2024	at Southern California	W	65-50	10300
02/01/2024	Oregon St.	W	71-63	6095
02/03/2024	Oregon	W	71-63	8723
02/07/2024	at Stanford	W	82-74	3844
02/10/2024	at California	W	61-60	9280
02/15/2024	Colorado	W	64-60	7183
02/18/2024	Utah	L	69-70	9537
02/24/2024	Southern California	L	56-62	13659
02/29/2024	at Washington	L	77-94	7893
03/02/2024	at Washington St.	L	65-77	8096
03/07/2024	Arizona	L	65-88	8428
03/09/2024	Arizona St.	W	59-47	7424
03/13/2024	vs Oregon St.	W	67-57	10050
03/14/2024	vs Oregon	L	66-68	14076

2024-25 OVERALL STATISTICS

Overall: 1-1 Home: 1-0 Away: 0-0 Neutral: 0-1

Game Records

Record	Overall	Home	Away	Neutral
ALL GAMES	1-1	1-0	0-0	0-1
CONFERENCE	0-0	0-0	0-0	0-0
NON-CONFERENCE	1-1	1-0	0-0	0-1

Score by Periods

Team	1st	2nd	OT	TOT
UCLA	71	78	0	149
Opponents	64	58	0	122

Team Box Score

No.	Player				Total		3-Point		F-Throw		Rebounds											
		GP-GS	MIN	AVG	FG-FGA	FG%	3FG-3FGA	3FG%	FT-FTA	FT%	OFF	DEF	TOT	AVG	PF	DQ	A	TO	BLK	STL	PTS	AVG
34	BILODEAU, Tyler	2-2	54:51	27.4	17-36	.472	2-10	.200	5-9	.556	8	13	21	10.5	4	0	0	3	2	4	41	20.5
0	JOHNSON, Kobe	2-2	56:22	28.2	7-13	.538	1-5	.200	4-5	.800	6	6	12	6.0	6	0	8	4	0	3	19	9.5
2	ANDREWS, Dylan	2-2	56:33	28.3	8-17	.471	2-10	.200	0-0	.000	1	0	1	0.5	2	0	8	6	0	1	18	9.0
3	DAILEY JR., Eric	2-2	35:59	18.0	5-9	.556	2-4	.500	2-2	1.000	3	8	11	5.5	8	0	3	2	1	1	14	7.0
12	MACK, Sebastian	2-0	33:33	16.8	4-7	.571	2-3	.667	4-5	.800	0	2	2	1.0	2	0	3	4	0	0	14	7.0
1	PERRY, Trent	2-0	34:58	17.5	2-8	.250	2-6	.333	8-11	.727	2	4	6	3.0	3	0	3	1	0	2	14	7.0
55	CLARK, Skyy	2-2	49:08	24.6	4-14	.286	2-7	.286	0-0	.000	1	0	1	0.5	4	0	8	4	1	7	10	5.0
10	STEFANOVIC, Lazar	2-0	31:35	15.8	3-7	.429	2-6	.333	0-0	.000	2	2	4	2.0	3	0	0	4	0	0	8	4.0
24	KYLE III, William	2-0	26:05	13.0	2-5	.400	0-0	.000	2-5	.400	2	7	9	4.5	2	0	0	2	5	0	6	3.0
15	MARA, Aday	2-0	14:20	7.2	2-3	.667	0-0	.000	1-2	.500	0	2	2	1.0	3	0	1	0	3	0	5	2.5
8	HARRIS, Dominick	1-0	06:36	6.6	0-1	.000	0-1	.000	0-0	.000	1	3	4	4.0	0	0	0	0	0	0	0	0.0
Team											3	3	6									
Total		2	400		54-120	.450	15-52	.288	26-39	.667	29	50	79	39.5	37	0	34	30	12	18	149	74.5
Opponents		2	400		45-112	.402	11-35	.314	21-36	.583	26	46	72	36.0	43	2	27	37	5	18	122	61.0

Team Statistics

	UCLA	OPP
Scoring	149	122
Points per game	74.5	61.0
Scoring margin	+13.5	-
Field goals-att	54-120	45-112
Field goal pct	.450	.402
3 point fg-att	15-52	11-35
3-point FG pct	.288	.314
3-pt FG made per game	7.5	5.5
Free throws-att	26-39	21-36
Free throw pct	.667	.583
F-Throws made per game	13.0	10.5
Rebounds	79	72
Rebounds per game	39.5	36.0
Rebounding margin	+3.5	-
Assists	34	27
Assists per game	17.0	13.5
Turnovers	30	37
Turnovers per game	15.0	18.5
Turnover margin	+3.5	-
Assist/turnover ratio	1.1	0.7
Steals	18	18
Steals per game	9.0	9.0
Blocks	12	5
Blocks per game	6.0	2.5
Winning streak	0	-
Home win streak	1	-
Attendance	4489	0
Home games-Avg/Game	1-4489	0-0
Neutral site-Avg/Game	-	1-1497

Team Results

Date	Opponent		Score	Att.
11/04/2024	Rider	W	85-50	4489
11/08/2024	vs New Mexico	L	64-72	1497