



UCLA MEN'S SOCCER

UCLA Athletic Communications / J.D. Morgan Center / 325 Westwood Plaza / Los Angeles, CA 90095 / (310) 825-8664
Men's Soccer Contact: Andrew Wagner (awagner@athletics.ucla.edu)

UCLA'S LEADING SCORERS (2023)

No.	Player	GP	GS	G	A	Pts	GWG
19	Jack Sarkos	2	2	2	0	4	1
21	Ryan Becher	2	2	1	1	3	1
3	Tommy Silva	2	2	0	2	2	0
11	Cam Wilkerson	2	0	1	0	2	1

UCLA'S LEADING SCORERS (2022)

No.	Player	GP	GS	G	A	Pts	GWG
14	Jose Contell	20	17	4	4	12	3
9	Kevin Diaz	20	17	4	2	10	3
3	Tommy Silva	20	20	1	8	10	0
10	Riley Ferch	18	14	3	2	8	2
8	Andre Ochoa	20	17	3	2	8	1
11	Tucker Lepley	8	4	3	1	7	1
21	C. Michaelides	17	9	3	1	7	1

2023 SCHEDULE

August

Sat.	12	UC Riverside (Exhibition)		L, 1-2
Tue.	15	Cal Poly (Exhibition)		W, 1-0
Sat.	19	CSU Bakersfield (Exhibition)		W, 1-0
Thu.	24	vs. Virginia Tech (at JMU)		W, 4-1
Sun.	27	at James Madison		L, 0-1

September

Mon.	4	CSUN	P12N	7 PM PT
Sat.	9	Rutgers	UCLA Stream	4 PM PT
Sun.	17	at Cal State Fullerton		6 PM PT
Sat.	23	at UC Irvine	ESPN+	6 PM PT
Thu.	28	Stanford*	P12N	5 PM PT

October

Sun.	1	California*	P12N	2 PM PT
Thu.	5	at Oregon State	P12N	7 PM PT
Sun.	8	at Washington*	P12N	2 PM PT
Sat.	14	Loyola Marymount	UCLA Stream	6 PM PT
Fri.	20	San Diego State*	UCLA Stream	7 PM PT
Thu.	26	Washington*	P12N	7 PM PT
Sun.	29	Oregon State*	P12N	3 PM PT

November

Thu.	2	at California*	P12N	3:30 PM PT
Sun.	5	at Stanford*	P12N	4 PM PT
Fri.	10	at San Diego State*	SDSU Stream	7 PM PT
Thu.	16	NCAA First Round		TBA
Sun.	19	NCAA Second Round		TBA
Sat.	25	NCAA Third Round		TBA

December

	1 or 2	NCAA Quarterfinals		TBA
	8 & 10	NCAA College Cup (Louisville, Ky.)		TBA

UCLA ON SOCIAL MEDIA

Men's Soccer Twitter:	@UCLAMSoccer
Men's Soccer Instagram:	@UCLAMSoccer
Men's Soccer Facebook:	/UCLAMSoccer
UCLA Athletics Twitter:	@UCLAAthletics
UCLA Athletics Instagram:	@UCLAAthletics


#GoBruins

UCLA (1-1-0) vs. CSUN (1-0-2)

Monday, Sept. 4, 2023 – 7:00 p.m. (PT)
Los Angeles (Wallis Annenberg Stadium)

GAME INFORMATION

Venue:	Wallis Annenberg Stadium
Kickoff Time:	7:00 p.m. PT
TV:	Pac-12 Networks
TV Talent:	Christian Miles
Stream:	Pac-12.com/live
Audio:	ucla.leanplayer.com
Audio Talent:	Nick Koop
Live Stats:	UCLAlivestats.com



1-1-0

1-0-2

All-Time Series: UCLA leads, 19-3-3

The Bruins and Matadors are meeting for the first time since fall 2021 (UCLA won, 4-0, at home)

UCLA WELCOMES CSUN ON MONDAY FOR HOME OPENER

After splitting a pair of games at the Fairfield by Marriott Invitational tournament last week to open the 2023 regular season, the UCLA men's soccer team returns home to host CSUN in its home opener on Monday night, Sept. 4, at Wallis Annenberg Stadium starting at 7:00 p.m. The Pac-12 Networks will be on hand to televise the game, with Christian Miles on the call. Nick Koop will have the audio call on UCLABruins.com. Fans can also follow along with a live stream through the Pac-12 Network, live stats at uclalivestats.com, and live tweets from @UCLAMSoccer.

QUICK HITS

- UCLA is 1-1-0 so far on the season after splitting games against Virginia Tech and James Madison to open the year
- The Bruins scored four goals vs. VT on Aug. 24, their most in a season-opener since 2018
- Jack Sarkos had two goals in that Virginia Tech game, becoming the first player with a brace in his Bruin debut since 2018
- Dating to Sept. 15 of last season, UCLA has allowed one goal or fewer in 15 of its last 17 games
- All three UCLA goal scorers this season had not previously recorded a goal as Bruins

LAST WEEK IN REVIEW

The Bruins split two games at the Fairfield by Marriott Invitational in Harrisonburg, Va. last week:

- The Bruins opened the season with a 4-1 neutral-site victory over Virginia Tech on Thursday, Aug. 24. All four of UCLA's goals came in a span of 11 minutes and two seconds, as Cam Wilkerson opened the scoring at the 43:51 mark before a spree of goals early in the second half – Ryan Becher netted in the 51st minute before Jack Sarkos scored two goals in a 66-second span – made it a 4-0 game. The Hokies were limited to one shot on goal in the first half, and GK Sam Joseph was up to the task in the second half, making six stops in that half alone as part of a career-high seven-save performance.
- UCLA was edged 1-0 by tourney host James Madison on Sunday, Aug. 27. JMU's Balint Kocso was the lone player to find the back of the net, putting in a header from the top of the 18 to break a scoreless deadlock in the 73rd minute. Sean Karani and Tucker Lepley co-led UCLA with three shots apiece, and Joseph made four saves on the day, including a pair of goal-saving efforts in quick succession on point-blank shots in the 70th.

2022 IN REVIEW

- UCLA went 12-7-1 overall on the year, the program's most single-season wins since 2014
- The Bruins advanced to the Third Round of the NCAA Tournament for the first time since 2014
- UCLA allowed one goal or fewer in 10 consecutive games from Sept. 15 to Oct. 29
- The 10-game streak with one goal against or fewer was the program's longest since 2005
- The Bruins allowed one goal or fewer in 13 of the last 15 games of the year
- Jose Sosa and Tommy Silva were named to the Pac-12 All-Conference Second Team (four others were honorable mentions)
- UCLA ended the regular season with an RPI of 26
- 15 different players recorded a point for UCLA, including 10 separate goalscorers
- UCLA kept a clean sheet eight times in 20 games
- The Bruins were 9-0 season when scoring first, and 3-7 when conceding first

KEEP AN EYE ON TOMMY

UCLA senior defender Tommy Silva picked up plenty of preseason publicity ahead of the new campaign. Notably, he was the No. 6 ranked upperclassmen player — and the highest-ranked defender — in TopDrawerSoccer's preseason player rankings. He was also named to the Pac-12 Preseason All-Conference Team (see below) and was also cited on United Soccer Coaches' Preseason List of defenders to watch. Silva has earned All-Pac-12 Second Team honors in each of the past two seasons, leading the team last year with eight assists (1-8=10) after posting career highs in goals (6) and points (6-4=16) in the fall 2021 season.

SILVA, LEPLEY SELECTED TO PAC-12 PRESEASON BEST XI

UCLA senior defender Tommy Silva and redshirt junior midfielder Tucker Lepley were both selected to the Pac-12 Preseason All-Conference Team. UCLA was one of just three schools with multiple players on the 11-man list. Silva has garnered all-league recognition in each of the last two seasons. Lepley was voted Team MVP in the fall 2021 season, and came back from an injury to post a five-game points streak down the stretch a year ago.

IN THE POLLS

UCLA appeared in two major national polls this week, receiving votes in both the United Soccer Coaches and College Soccer News polls. In addition, the Bruins were ranked third in the United Soccer Coaches Far West Region poll, trailing only Stanford and California. Monday's opponent, CSUN, checked in at No. 8 in the regional poll. UCLA was ranked as high as No. 27 (CSN) in national preseason polls, and was the team with the most votes outside the top-25 in the United Soccer Coaches preseason poll.

BRUINS IN THE TDS TOP 100 PLAYER RANKINGS

UCLA had three players named to TopDrawerSoccer's rankings of the top-100 players to watch in the country: Tommy Silva (No. 6), Ryan Becher (41), and Tucker Lepley (54). Silva was the highest-ranked back in the country. The Bruins' three cited players are second-most in the Pac-12 and tied for fourth-most nationally (trailing Washington, Akron, Kentucky).

UNITED SOCCER COACHES POLL

RK	TEAM	PREV	RECORD
1	Syracuse University	1	2-0-0
2	University of Kentucky	3	2-0-0
3	Duke University	4	2-0-0
4	Stanford University	7	2-0-0
5	Marshall University	11	2-0-0
6	University of Portland	13	1-0-0
7	Florida International University	21	2-0-0
8	University of Pittsburgh	5	1-0-1
9	University of Akron	22	2-0-0
10	Indiana University	2	0-0-1
11	Southern Methodist University	19	2-0-0
12	University of Louisville	RV	2-0-0
13	University of Central Florida	NR	2-0-0
14	Saint Louis University	24	1-0-0
15	University of San Diego	NR	2-0-0
16	Wake Forest University	18	1-0-1
17	James Madison University	NR	2-0-0
18	Missouri State University	RV	1-0-0
19	University of New Hampshire	23	1-0-1
20	University of Maryland	14	1-1-0
20	Penn State University	NR	1-0-1
22	University of Vermont	NR	1-1-0
23	University of Washington	6	1-1-0
24	Loyola Marymount University	NR	1-0-1
25	University of California-San Diego	NR	0-2-0
RV	UCLA	RV	1-1-0

TOP DRAWER SOCCER POLL

RK	TEAM	OVERALL	CONF.
1.	Syracuse	1-0-0	0-0-0
2.	Stanford	2-0-0	0-0-0
3.	Indiana	0-0-1	0-0-0
4.	Duke	2-0-0	0-0-0
5.	Kentucky	1-0-0	0-0-0
6.	Marshall	1-0-0	0-0-0
7.	Vermont	1-0-0	0-0-0
8.	Pittsburgh	0-0-1	0-0-0
9.	Washington	1-1-0	0-0-0
10.	Clemson	0-1-0	0-0-0
11.	Maryland	1-1-0	0-0-0
12.	Georgetown	1-1-0	0-0-0
13.	Portland	1-0-0	0-0-0
14.	Cornell	0-0-0	0-0-0
15.	UNC Greensboro	0-1-1	0-0-0
16.	SMU	1-0-0	0-0-0
17.	Wake Forest	1-0-1	0-0-0
18.	Creighton	0-1-1	0-0-0
19.	Denver	1-0-1	0-0-0
20.	Saint Louis	1-0-0	0-0-0
21.	Akron	1-0-0	0-0-0
22.	Tulsa	1-1-0	0-0-0
23.	Florida International	1-0-0	0-0-0
24.	Penn	0-0-0	0-0-0
25.	San Diego	2-0-0	0-0-0

TOP DRAWER SOCCER TOP 100 PLAYER RANKS

(Upperclassmen - Preseason)

6	Tommy Silva
41	Ryan Becher
54	Tucker Lepley

UCLA PICKED THIRD IN PAC-12 PRESEASON COACHES POLL

UCLA was tabbed to finish third in a preseason poll of Pac-12 coaches. The Bruins were one of three teams to garner a first place vote.

- 1. Washington (4) - 23 pts
- 2. Stanford (1) - 21
- **3. UCLA (1) - 17**
- 4. Oregon State - 15
- 5. California - 8
- 6. San Diego State - 6

PLENTY OF CONTINUITY

UCLA returns the majority of its offensive production from a season ago, including:

- 14 of 26 goals (54%)
- 22 of 33 assists (67%)
- 50 of 85 points (59%)
- Four of the top six scorers (based on points) from a season ago

LAST TIME OUT AGAINST CSUN

UCLA scored four goals in the first half - including a brace from Tommy Silva - and never looked back in a 4-0 home win over CSUN on Sept. 6, 2021. The four-goal halftime lead was UCLA's largest in over 20 years (last: Sept. 6, 2000), and marked the program's first half with four goals since the 2015 campaign. Silva headlined UCLA's offensive production, figuring in the scoring of the team's first three goals to match a career high with five points. Then-freshman Jose Contell and since-graduated Yoni Sorokin both notched their first goals as Bruins in the shutout win.

NEW BLOOD

The Bruins brought in six transfers to augment the roster for the 2023 season:

- Ryan Becher, M (UMBC) - 70 pts in 62 games over four years (25-20=70) ... Lone NCAA player with double-digit goals and assists in 2022 (13-10=36) ... Named to the NCAA.com "Best Starting XI" in 2022
- Oshea Foster, F (San Diego) - WCC All-Freshman Team in 2022 (3-0=6)
- Sean Karani, M (Temple) - 26 pts in 40 career games at Temple (8-10=26) ... Set career highs in goals (3), pts (11) in '22
- Jack Sarkos, F (Lehigh) - Over his last two seasons, posted 16 goals and was a two-time All-Patriot League choice
- Owen Schwartz, D (Brown) - Veteran of 48 games at Brown ... 2021 All-Ivy League choice after posting career-high 3 G
- Noah Sutherland, GK (Lehigh) - Four-year letterwinner ... Had a career-best 10 saves on 9/14/21 vs. Fairleigh-Dickinson

PRESEASON RECAP

UCLA posted a 2-1-0 record over three home exhibitions this summer, recovering from a 2-1 loss to UC Riverside to post back-to-back 1-0 results over Cal Poly and CSU Bakersfield. The Bruins' three goalscorers, in order, were redshirt junior forward Jose Contell, senior defender Grayson Doody, and graduate midfielder Ryan Becher. UCLA won the shot battle in each contest, allowing just 11 shot attempts combined over the three games (just five of which went on frame).

UCLA IMPORTS NO. 2-RANKED RECRUIT CLASS

UCLA's current freshman class was ranked the No. 2 class in the country on Signing Day by TopDrawerSoccer. The group is highlighted by MLS Academy standouts in F Jacob Diaz (LAFC - club's top U-17 scorer in 2021-22), GK Wyatt Nelson (Seattle Sounders - 2022 Generation adidas Cup champion), and D Mateo Pinilla (Houston Dynamo - U-19 USYNT member). The incoming group also includes an international import in D Philip Naef (BSC Young Boys - the Copenhagen native was a member of the Swiss U-19 National Team) as well as Texan high school/club standouts in F Sam Scott (Solar SC) and D Tre Wright (won championships with Lake Travis HS and Capital City SC).

CERVANTES PROMOTED TO ASSISTANT COACH

After serving three years as a volunteer assistant coach with UCLA, Juan Cervantes was promoted to a full-time assistant coach position this summer. A former UCLA men's soccer student-athlete himself, Cervantes has helped the Bruins to a 23-14-2 record and a pair of NCAA Tournament berths over the last two seasons. He steered two different keepers to career years over the last two seasons. Justin Garces set single-season career highs across the board en route to All-Pac-12 honors in fall 2021 before signing a Homegrown Deal with Atlanta United FC. A year ago, Nate Crockford paced the Pac-12 in save percentage (.768) and shutouts (eight) as UCLA made its deepest postseason run since 2014.

NOTABLE STATISTICAL RANKINGS (2022)

UCLA finished the 2022 season among the top of the national leaderboards in a variety of stats:

- Fouls Per Game - 9.25 (1st in Pac-12 / 10th in NCAA)
- Save Percentage - .780 (1st in Pac-12 / 23rd in NCAA)
- Team GAA - 1.00 (3rd in Pac-12 / 40th in NCAA)
- Total Assists - 33 (3rd in Pac-12 / 40th in NCAA)

FEELING LIKE A 10

With its regular-season-closing win at San Diego State last year, UCLA hit the 10-win plateau for the season. It marked the program's 63rd season all-time with 10 wins, and the first back-to-back campaigns with double-digit wins since 2015-16.

HOME COOKING

The Bruins have been tough to beat at home of late, going 18-7 over the last 25 games at Wallis Annenberg Stadium (22-8-1 counting exhibitions). The Bruins went 7-4 last season at home, after going 9-3 the year prior. It marked UCLA's time with back-to-back home winning percentages north of 60% since 2014-15.

PAC-12 CONFERENCE

2023 Pac-12 Standings

Team	Pac-12	Pts.	Pct.	Overall	Pct.
Stanford	0-0-0	0	.000	2-0-0	1.000
UCLA	0-0-0	0	.000	1-1-0	.500
California	0-0-0	0	.000	0-0-2	.500
Oregon State	0-0-0	0	.000	1-1-0	.500
Washington	0-0-0	0	.000	1-1-0	.500
San Diego State	0-0-0	0	.000	0-0-1	.500

MEDIA INFORMATION

UCLA Athletic Communications
J.D. Morgan Center, Suite 128

325 Westwood Plaza, Los Angeles, CA 90095

Men's Soccer Contact	Andrew Wagner
Office Phone	(310) 206-4008
Cell Phone	(818) 437-3160
E-Mail	awagner@athletics.ucla.edu
Fax	(310) 825-8664
Website	www.uclabruins.com

Media Availability

Player and coaches are available for interviews via phone or Zoom during the week. Please contact the Athletic Communications Office early in the week to confirm practice availability. Media requests should be made at least 24 hours in advance.

Credentials

Credential requests for both home and road games must be made 24 hours prior to game time by emailing Andrew Wagner (awagner@athletics.ucla.edu). Access to road games is dependent on the protocols of the host institution.

Credential Pickup

Credentials are available on game day at Wallis Annenberg Stadium. All credentials may be picked up from the entrance at the southwest corner of the stadium.

Media Seating and Access

Media seating is available in the west side stands. If power is needed, please specify as such in your credential request.

Photography Areas

Credentialed photographers are permitted to shoot from the endlines and on the sidelines away from the east bleachers. A limited amount of credentials will be issued per game.

Postgame Procedure

Head coach Ryan Jordan and selected players will be available to the media on the field after a cooling-off period.

QUICK FACTS

School Information

Founded	1919
Enrollment	45,921
Nickname	Bruins
Colors	Blue and Gold
Home Stadium (capacity)	Wallis Annenberg Stadium (2,145)
Affiliation	NCAA Division I
Conference	Pac-12
Chancellor	Gene Block
Director of Athletics	Martin Jarmond
Athletic Dept. Phone	(310) 825-8699
Ticket Office Phone	(310) 825-2101

Men's Soccer History

First Season	1967
All-Time Record (NCAA only)	807-261-114 (.731)
NCAA Tournament Appearances	47
NCAA College Cup Appearances	14
NCAA Championships	4 (1985, '90, '97, 2002)
Regular-Season Conference Titles	12

Team Information

2022 Record	12-7-1
2022 Pac-12 Record (finish)	4-4-1 (4th)
2022 Home / Road	7-4-0 / 5-3-1
Players Returning/Lost	14/13
Starters Returning/Lost	6/5
2022 Final Ranking	N/A
2021-21 Newcomers	12
Head Coach	Ryan Jordan (5th season at UCLA)
Jordan at UCLA	32-30-7
Jordan Overall	135-104-24 (14 seasons)
Assistant Coaches	Paul Killian (3rd year at UCLA)
	Andres Ochoa (4th year at UCLA)
	Juan Cervantes (4th year at UCLA)

2023 UCLA NUMERICAL ROSTER

No.	Name	Pos.	Ht.	Wt.	Yr.	Hometown (Previous School/Club)
1	Sam Joseph	GK	6-4	215	So.	San Diego, Calif. (NY Red Bulls II)
2	Grayson Doody	D	5-10	165	Sr.	Hermosa Beach, Calif. (Beach FC)
3	Tommy Silva	D	5-10	170	Sr.	Tucson, Ariz. (Real Salt Lake Academy)
4	Pietro Grassi	D	6-1	180	Jr.	Milan, Italy (A.C. Milan Academy)
5	Kasper Strom	D	6-0	170	RJr.	Nesoya, Norway (Stabaek IF)
6	Tarun Karumanchi	MF	5-11	150	So.	San Ramon, Calif. (SJ Earthquakes Academy)
7	Sean Karani	MF	5-9	160	Gr.	Wichita, Kan. (Temple)
8	Andre Ochoa	F	5-8	150	Sr.	Anaheim, Calif. (San Diego State)
9	Jose Contell	F	5-9	170	RJr.	Valencia, Spain (Valencia CF)
10	Tucker Lepley	MF	5-6	135	RJr.	Charlotte, N.C. (Sporting KC Academy)
11	Cam Wilkerson	MF	6-0	165	Fr.	Richmond, Calif. (Colorado Rapids Academy)
12	JC Cortez	D	6-0	175	So.	Ridgewood, N.J. (NY Red Bulls II)
13	Pablo Greenlee	D	5-11	180	Sr.	Hollywood, Calif. (LA Breakers)
14	Philip Naef	MF	5-11	170	Fr.	Copenhagen, Denmark (BSC Young Boys)
15	Amjot Narang	MF	6-1	160	So.	El Dorado Hills, Calif. (Sacramento Republic FC)
16	Sebastian Rincon	MF	5-6	130	So.	Culver City, Calif. (FRAM SC)
17	Sam Scott	F	6-0	180	Fr.	Frisco, Tex. (Solar SC)
18	Noah Sutherland	GK	6-3	200	Gr.	Richmond, Va. (Lehigh)
19	Jack Sarkos	F	6-2	200	Gr.	Margate City, N.J. (Lehigh)
20	Mateo Pinilla	D	6-1	155	Fr.	Houston, Tex. (Houston Dynamo Academy)
21	Ryan Becher	MF	6-3	190	Gr.	Hummelstown, Pa. (UMBC)
22	Wyatt Nelson	GK	6-3	195	Fr.	Seattle, Wash. (Seattle Sounders Academy)
23	Oshea Foster	F	5-9	165	So.	Pasadena, Calif. (San Diego)
24	Owen Schwartz	D	6-3	185	Gr.	Mill Valley, Calif. (Brown)
25	Tre Wright	D	6-2	180	Fr.	Austin, Tex. (Capital City SC)
26	Jacob Diaz	F	6-1	180	Fr.	Torrance, Calif. (LAFC Academy)

COACHING STAFF

Ryan Jordan	Head Coach (5th season)
Paul Killian	Assistant Coach (3rd season)
Andres Ochoa	Assistant Coach (4th season)
Juan Cervantes	Assistant Coach (4th season)

PRONUNCIATION GUIDE

Ryan Becher	rhymes with fetcher (not "becker")	Philip Naef	(NAY-if)
Jose Contell	HOE-say kohn-TAY	Amjot Narang	(AM-jot nuh-rang)
Oshea Foster	(oh-SHEE-uh)	Mateo Pinilla	(muh-TAY-oh pee-NEE-yuh)
Pietro Grassi	pee-AY-tro GRAW-see	Sebastian Rincon	(reen-KONE)
Tarun Karumanchi	(tuh-ROON kahr-oo-MAHN-chee)	Kasper Strom	like "strum"

2022 SEASON AWARDS

Tommy Silva	TDS Team of the Week (Aug. 29)
	College Soccer News Team of the Week (Sept. 19)
	Pac-12 All-Conference Second Team
	First Team Academic All-American

Tucker Lepley UCLA Student-Athlete of the Week (Nov. 22)

Grayson Doody TDS Team of the Week (Nov. 22)

Jose Sosa Pac-12 All-Conference Second Team

Jose Contell All-Pac-12 Honorable Mention

Kevin Diaz All-Pac-12 Honorable Mention

Pietro Grassi All-Pac-12 Honorable Mention

LAST TIME OUT VS. CSUN

UCLA 4, CSUN 0

Sept. 9, 2021 at Wallis Annenberg Stadium in Los Angeles

Scoring	1st	2nd	F
CSUN	0	0	0
UCLA	4	0	4

Scoring Summary

UCLA: Tommy Silva (Pietro Grassi, Tucker Lepley) - 24:02

UCLA: Tommy Silva (Grayson Doody, Jose Sosa) - 34:17

UCLA: Jose Contell (Jose Sosa, Tommy Silva) - 38:27

UCLA: Yoni Sorokin (un) - 43:55

Goalkeepers (Saves/Min.)

CSUN - David Preys (2/45), Cooper Wenzel (0/45)

UCLA - Justin Garces (2/71), Tyler Kirberg (0/19)

Shots: UCLA 14, CSUN 6 / SOG: UCLA 7, CSUN 2

Corners: UCLA 5, CSUN 3 / Fouls: UCLA 8, CSUN 17

Attendance: 657

Head Coach Bio



Ryan Jorden

Head Coach
5th Year
Westmont '95

Ryan Jorden enters his fifth season as the UCLA men's head soccer coach in 2023. He was named the 11th head coach in program history on Apr. 29, 2019 by then-UCLA Director of Athletics Dan Guerrero.

Through 14 seasons as a head coach at the collegiate level, Jorden has compiled an overall record of 134-103-24 (.559 winning percentage) and secured eight postseason berths. He has steered his teams to double-digit wins in eight separate seasons, including five of the last seven years. On the player development side, Jorden has coached nine players who were drafted or signed Homegrown deals with MLS clubs, including five during his tenure in Westwood.

UCLA had its strongest season yet under Jorden in 2022, going 12-7-1 and reaching the Third Round of the NCAA Tournament for the first time since 2014. The Bruins also hit the double-digit wins mark in back-to-back seasons for the first time since 2014-15. UCLA limited its opponents to one goal or fewer in 10 consecutive games from Sept. 15 to Oct. 29, the program's longest such streak since 2005. Overall, the Bruins held their opponents to one goal or under in all but four contests. Nationally, UCLA ranked among the elite in fewest fouls per game (9.3, 10th), save percentage (.780, 23rd), assists (33, 40th), and goals against average (1.00, 40th). Highlights from the season included a win on the road at No. 12 Clemson in the NCAA Tournament Second Round, the program's first unbeaten trip to the Bay Area Pac-12 schools since 2013, and a season-high five goals against Liberty on Sept. 2. Six Bruins were cited on the Pac-12 All-Conference Team, including Second Team honors for Jose Sosa and Tommy Silva.

The Bruins returned to the postseason in 2021, going 11-7-1 overall and reaching the Second Round of the NCAA Tournament for the first time since 2015. The Bruins' eight-win improvement from the spring season represented the largest year-to-year turnaround in modern program history, and UCLA's plus-8 goal differential was its best since 2015. Season highlights for the Bruins included a 3-2 victory over then-top-ranked Oregon State on Nov. 7 (the second time a Jorden-led UCLA squad has downed the No. 1 team in the country) and a golden goal victory over UC Santa Barbara in the First Round of the NCAA Tournament. The Bruins went 5-4-1 in league play to take third place, the squad's highest finish in the league table since 2015. Four Bruins picked up All-Far West Region honors and a pair of UCLA froshes earned national All-Freshman honors in 2021, led by center back Pietro Grassi who was a First Team All-Region and Freshman Best XI pick. For the season, UCLA led the Pac-12 in assists per game (2.21), fewest fouls per game (9.32), and shot accuracy (48%). The team opened the season by going 6-2-0, the program's best eight-game start to a campaign since 2009.

A trio of Bruins made the jump to the pro ranks after the 2021 season, as center back Ahmed Longmire was selected No. 10 overall in the 2022 MLS SuperDraft by Nashville SC, defender Ben Reveno was the second-round choice of the New England Revolution, and goalkeeper Justin Garces signed as a Homegrown Player with Atlanta United FC in the lead-up to the draft.

The Bruins posted a 6-9-3 record under Jorden in 2019, his first year at the helm. Fielding an opening day lineup that featured just three returning starters, UCLA saw a tangible improvement over the course of the season. Under Jorden's guidance, junior forward Milan Iloski established himself as one of the top offensive threats in college soccer, leading the country with 1.06 goals per game (17 total) including a program-record five scores against San Diego State on Oct. 6. Jorden also oversaw the seamless integration of newcomers including Riley Ferch (Pac-12-high nine assists), Marcony Pimentel, and Ben Reveno. As a team, the campaign featured a number of highlights, none loftier than a 3-2 win over defending national champion and then-No. 1-ranked Maryland on Sept. 6.

His recruiting success has continued at UCLA, with his two most-recent classes earning a national ranking from TopDrawerSoccer. The Bruins' 2021 group of newcomers was ranked No. 4 in the country, the highest of any Pac-12 program.

Jorden arrived in Westwood with 23 years of collegiate coaching experience under his belt, most recently serving as head coach at the University of the Pacific in Stockton, Calif., where he re-started a dormant program in 2013 and turned the Tigers into perennial national contenders. Pacific reached the second round of the NCAA Tournament in each of his last three seasons, one of just two west coast programs able to make that claim over that span (Stanford).

Prior to that, he helmed the men's soccer program at Cal Baptist, transforming the Lancers into two-time NCCAA National Champions during his five-year tenure.

His 2016 squad at Pacific went 13-4-2, representing what was then the largest single-season win-loss turnaround in Division I men's soccer history at 11.5 games. Jorden secured a number of accolades after that standout season, including NCAA Far West Region and West Coast Conference Coach of the Year honors.



His last two seasons in Stockton were just as successful. In 2017, the Tigers posted an identical 13-4-2 record while reaching as high as No. 14 in the national rankings. In 2018, Pacific went 12-5-2 and reached the second round of the NCAA Tournament. Over his final three seasons, the Tigers went 38-13-6 (.719).

At Pacific, Jorden oversaw the development of a trio of players who went on to be drafted by MLS teams, as Tristan Blackmon was the third overall selection in the 2018 MLS SuperDraft (LAFC), Camden Riley was a second-round pick by Sporting Kansas City in 2019, and Jonathan Jimenez went No. 26 overall to the Chicago Fire in 2020. Overall, his time at Pacific yielded 27 All-WCC selections, five All-Far West Region picks, three All-Americans, and 13 WCC All-Academic honorees.

Jorden got his head coaching start at Cal Baptist University in 2008, taking the Lancers to an unprecedented level of success during his five years in Riverside. Taking over a program that had qualified for postseason play just once in the prior 18 years, Jorden guided CBU to the postseason in all five of his seasons, including NCCAA National Championships in both 2011 and 2012. Jorden was honored as the NCCAA National Coach of the Year after both of those championship campaigns.

He recorded a 60-30-10 overall record at Cal Baptist, including a 48-15-3 (.750) mark over his final three seasons. He was instrumental in NCAA compliance management as CBU transitioned to Division II during his tenure.

Jorden made assistant coaching stops at Westmont College – his alma mater – Northern Colorado University, and Oregon State earlier in his career.

A graduate of Westmont College, Jorden played for the Warriors from 1991-1994. Westmont won 65 games and made two NAIA Tournament appearances during his time as a student-athlete.

Jorden completed his Ph.D. in sport and exercise science with an emphasis in biomechanics at Northern Colorado in October 2010. He earned his master's degree from Oregon State in 2000 and his bachelor's degree from Westmont in 1995.

Jorden is a USSF "A" Licensed coach, and was head coach of the Olympic Development Program (ODP) Region IV from 2013-19.

He and his wife Liz have two sons, Graeme and Evan.

Ryan Jorden's Year-By-Year Coaching Record

Year	Overall Record	Conf. Record	Conf. Finish	Nat. Finish
2008 (Cal Baptist)	7-8-3	3-5-2	t-7th	N/A
2009 (Cal Baptist)	5-7-4	4-5-1	8th	N/A
2010 (Cal Baptist)	15-5-0	8-2-0	2nd	t-33rd
2011 (Cal Baptist)	17-5-1	10-2-0	1st	1st (NCCAA)
2012 (Cal Baptist)	16-5-2	10-3-1	3rd	1st (NCCAA)
2014 (Pacific)	3-15-0	1-6-0	7th	N/A
2015 (Pacific)	1-15-1	0-6-1	8th	N/A
2016 (Pacific)	13-4-2	4-1-2	2nd	t-17th
2017 (Pacific)	13-4-2	4-2-1	2nd	t-17th
2018 (Pacific)	12-5-2	5-2-0	2nd	t-17th
2019 (UCLA)	6-9-3	2-6-2	5th	N/A
2020-21 (UCLA)	3-7-2	2-6-2	5th	N/A
2021 (UCLA)	11-7-1	5-4-1	3rd	t-17th
2022 (UCLA)	12-7-1	4-4-1	4th	t-9
2023 (UCLA)	1-1-0	0-0-0	-	-
Overall	135-104-24 (.556)	62-54-14 (.531)		
at Cal Baptist	60-30-10 (.650)	35-17-4 (.661)		
at Pacific	42-43-7 (.495)	14-17-4 (.457)		

Coaching Highlights

- 11th head coach in UCLA men's program history
- Two-time NCCAA National Champion at Cal Baptist
- 11.5 win improvement w/ Pacific in 2016 was biggest turnaround in NCAA history
- Revived dormant Pacific men's soccer program, getting them to the NCAA Tournament within three seasons
- Took Pacific to Second Round of NCAA Tournament in three straight years (2016-18), one of just two west coast teams able to make that claim over that span (Stanford)
- Made assistant coaching stops at Westmont, Oregon State, and Northern Colorado

Radio/TV Roster



1 Sam Joseph - GK
6-4/215 • So. • San Diego, Calif.



2 Grayson Doody - D
5-10/165 • Sr. • Hermosa Beach, Calif.



3 Tommy Silva - D
5-10/170 • Sr. • Tucson, Ariz.



4 Pietro Grassi - D
6-1/180 • Jr. • Milan, Italy



5 Kasper Strom - D
6-0/170 • R.Jr. • Nesoya, Norway



6 Tarun Karumanchi - MF
5-11/150 • So. • San Ramon, Calif.



7 Sean Karani - MF
5-9/160 • Gr. • Wichita, Kan.



8 Andre Ochoa - F
5-8/150 • Sr. • Anaheim, Calif.




9 Jose Contell - F
5-9/170 • R.Jr. • Valencia, Spain



10 Tucker Lepley - MF
5-6/135 • R.Jr. • Charlotte, N.C.



11 Cam Wilkerson - MF
5-0/165 • So. • Richmond, Calif.



12 JC Cortez - D
6-0/175 • So. • Ridgewood, N.J.



13 Pablo Greenlee - D
5-11/180 • Sr. • Hollywood, Calif.



14 Philip Naef - D
5-11/170 • Fr. • Copenhagen, Denmark



15 Amjot Narang
6-1/160 • So. • El Dorado Hills, Calif.



16 Sebastian Rincon - MF
5-6/130 • So. • Culver City, Calif.



17 Sam Scott - F
6-0/180 • Fr. • Frisco, Tex.



18 Noah Sutherland - GK
6-3/200 • Gr. • Richmond, Va.




19 Jack Sarkos - F
6-2/200 • Gr. • Margate City, N.J.



20 Mateo Pinilla - D
6-1/155 • Fr. • Houston, Tex.



21 Ryan Becher - MF
6-3/190 • Gr. • Hummelstown, Pa.



22 Wyatt Nelson - GK
6-3/195 • Fr. • Seattle, Wash.



23 Oshea Foster - F
5-9/165 • So. • Pasadena, Calif.



24 Owen Schwartz - D
6-3/185 • Gr. • Mill Valley, Calif.




25 Tre Wright - D
6-2/180 • Fr. • Austin, Tex.




26 Jacob Diaz - F
6-1/180 • Fr. • Torrance, Calif.



HC Ryan Jorden
5th Year



AC Paul Killian
3rd Year



AC Andres Ochoa
4th Year



AC Juan Cervantes
4th Year

2023 Box Scores



Official Soccer Box Score - Final
UCLA vs Virginia Tech
 8/24/2023 Sentara Park, Harrisonburg
 2023-24 Men's Soccer

Match Time: 4:00 PM
 Match Duration: 02:02
 Attendance: 170

Officials: Aaron Hernandez, John Seibold, Charles Roberts, Stephen Honaker

UCLA (1-0-0) vs.
 Virginia Tech (0-1-0)
 Date: 8/24/2023 • Attendance: 170

Pos ##	Player	Sh	SO	G	A	Fo	Min
gk 1	Sam Joseph	-	-	-	-	-	90
def 2	Grayson Doody	1	-	-	-	1	77
def 3	Tommy Silva	2	2	-	2	1	90
mid 6	Tarun Karumanchi	3	3	-	-	-	59
fw 7	Sean Karani	2	-	-	-	-	57
fw 8	Andre Ochoa	-	-	-	1	1	71
mid 10	Tucker Lepley	-	-	-	1	-	76
def 13	Pablo Greenlee	-	-	-	-	1	67
fw 19	Jack Sarkos	2	2	2	-	-	73
mid 21	Ryan Becher	2	2	1	1	1	67
def 24	Owen Schwartz	1	-	-	-	-	90
-- Substitutes --							
11	Cam Wilkerson	3	2	1	-	1	49
12	JC Cortez	-	-	-	-	-	36
14	Philip Naef	1	-	-	-	1	44
15	Amjot Narang	-	-	-	-	-	31
16	Sebastian Rincon	-	-	-	-	-	3
29	Tre Wright	1	-	-	-	-	10
Totals		18	11	4	5	7	

##	Goalkeepers	Dec	Min	GA	Saves
1	Sam Joseph	W	90:00	1	5
TM	TEAM			2	

Win-Joseph, Sam (1-0-0). Loss-Jordan-Hyde, Connor (0-1-0).

Shots by period	1	2	Total
Bruins	11	7	18
Hokies	5	14	19

Corner kicks	1	2	Total
Bruins	4	0	4
Hokies	1	4	5

Scoring summary:

No.	Time	Team	Goal scorer	Assist	Description
1.	43:51	UCL	Cam Wilkerson (1)	Tommy Silva	
2.	50:13	UCL	Ryan Becher (1)	Andre Ochoa	
3.	51:29	UCL	Jack Sarkos (1)	Tommy Silva	Tucker Lepley
4.	54:53	UCL	Jack Sarkos (2)	Ryan Becher	
5.	62:07	VT	Ethan Ballek (1)	Ben Fisher	



Official Soccer Box Score - Final
UCLA vs James Madison
 8/27/2023 Sentara Park, Harrisonburg
 2023-24 Men's Soccer

Match Time: 7:00 PM
 Match Duration: 01:55
 Attendance: 812

Officials: Nickrod Fateh, Said Mahious, Michael D'Angelo, Paolo Cardella

UCLA (1-1-0) vs.
 James Madison (2-0-0)
 Date: 8/27/2023 • Attendance: 812

Pos ##	Player	Sh	SO	G	A	Fo	Min
gk 1	Sam Joseph	-	-	-	-	-	90
def 2	Grayson Doody	-	-	-	-	-	90
def 3	Tommy Silva	1	-	-	-	-	90
mid 6	Tarun Karumanchi	-	-	-	-	-	81
fw 7	Sean Karani	3	2	-	-	-	69
fw 8	Andre Ochoa	1	-	-	-	2	80
mid 10	Tucker Lepley	3	1	-	-	-	90
def 13	Pablo Greenlee	-	-	-	-	1	90
fw 19	Jack Sarkos	-	-	-	-	3	81
mid 21	Ryan Becher	1	-	-	-	3	86
def 24	Owen Schwartz	-	-	-	-	3	90
-- Substitutes --							
9	Jose Contell	2	-	-	-	-	18
11	Cam Wilkerson	-	-	-	-	1	19
14	Philip Naef	-	-	-	-	-	7
15	Amjot Narang	-	-	-	-	1	9
Totals		11	3	-	-	14	

##	Goalkeepers	Dec	Min	GA	Saves
1	Sam Joseph	L	90:00	1	4

Win-Conlon, Sebastian (2-0-0). Loss-Joseph, Sam (1-1-0).

Shots by period	1	2	Total
Bruins	3	8	11
Dukes	6	6	12

Corner kicks	1	2	Total
Bruins	2	4	6
Dukes	2	2	4

Scoring summary:

No.	Time	Team	Goal scorer	Assist	Description
1.	72:44	JMU	Balint Kocso (1)	Luca Nikolai	Chay Strine

Cautions and ejections:

YC - Dukes #28 89:27

Stadium: Sentara Park

Officials: Referee: Nickrod Fateh; Asst. Referee: Said Mahious; Michael D'Angelo; Alt. Official: Paolo Cardella; Offsides: UCLA 2, James Madison 0.



2022 OVERALL STATISTICS

Date	Opponent	Score	Att.
08/25/2022	UC Irvine	W 1-0	745
08/28/2022	Virginia Tech	W 1-0	515
09/02/2022	Liberty	W 5-2	553
09/05/2022	Grand Canyon	L 2-3	449
09/10/2022	at Portland	L 0-2	1625
* 09/15/2022	at Stanford	T 0-0	1380
* 09/18/2022	at California	W 2-1	487
09/24/2022	Cal St. Fullerton	W 1-0	1174
* 09/29/2022	Oregon St.	L 0-1	694
* 10/02/2022	Washington	L 0-1	1081
* 10/07/2022	San Diego St.	W 2-0	978
10/14/2022	at LMU (CA)	W 2-0	1160
* 10/20/2022	California	W 1-0	1179
* 10/23/2022	Stanford	L 0-1	1657
10/29/2022	at Rutgers	W 1-0	824
* 11/03/2022	at Washington	L 2-3	1030
* 11/11/2022	at San Diego St.	W 2-1	608
11/17/2022	California Baptist	W 2-1	881
11/20/2022	at Clemson	W 2-1	1886
11/26/2022	at Vermont	L 0-3	2500

Team statistics

	UCLA	OPP
SHOT STATISTICS		
Goals-Shot attempts	26-171	20-229
Goals scored per game	1.3	1
Shot pct.	.152	.087
Shots on goal-Attempts	75-171	91-229
SOG pct.	.439	.397
Shots/Game	8.6	11.5
Assists	33	15
GOAL BREAKDOWN		
Total Goals	26	20
Penalty	1	2
Unassisted	-	-
Overtime	0	0
Goals scored average	1.3	1
CORNER KICKS	77	108
PENALTY KICKS	1-2	2-3
OFFSIDES	39	15
PENALTIES		
Fouls	185	224
Yellow cards	30	33
Red cards	1	1
ATTENDANCE		
Total	9906	11500
Dates/Avg Per Date	11/901	9/1278
Neutral Site #/Avg	0/0	-

Record	Overall	Home	Away	Neutral
All Games	12-7-1	7-4-0	5-3-1	0-0-0
Conference	4-4-1	2-3-0	2-1-1	0-0-0
Non-Conference	8-3-0	5-1-0	3-2-0	0-0-0

# Player	GP	G	A	PTS	SH	SH%	SOG	SOG%	GWG	PK-ATT
14 Contell, Jose	20	4	4	12	28	.143	16	.571	3	0-0
9 Diaz, Kevin	20	4	2	10	22	.182	11	.500	3	0-1
3 Silva, Tommy	20	1	8	10	17	.059	8	.471	0	0-0
8 Ochoa, Andre	20	3	2	8	14	.214	7	.500	1	0-0
10 Ferch, Riley	18	3	2	8	11	.273	5	.455	2	0-0
21 Michaelides, Constantinos	17	3	1	7	16	.188	8	.500	1	0-0
11 Lepley, Tucker	8	3	1	7	11	.273	4	.364	1	0-0
7 Sosa, Jose	20	1	4	6	9	.111	4	.444	1	1-1
4 Grassi, Pietro	18	1	1	3	4	.250	1	.250	0	0-0
20 Raimbault, Thomas	15	1	0	2	13	.077	5	.385	0	0-0
2 Edwards, Aaron	20	0	2	2	12	.000	4	.333	0	0-0
12 Doody, Grayson	19	0	2	2	4	.000	1	.250	0	0-0
13 Greenlee, Pablo	15	0	2	2	1	.000	0	.000	0	0-0
25 Wilkerson, Cam	15	0	1	1	1	.000	0	.000	0	0-0
6 Karumanchi, Tarun	11	0	1	1	0	.000	0	.000	0	0-0
24 Blassou, Nicolas	14	0	0	0	3	.000	1	.333	0	0-0
17 Crockford, Charlie	13	0	0	0	3	.000	0	.000	0	0-0
26 Cortez, JC	20	0	0	0	2	.000	0	.000	0	0-0
15 Narang, Amjot	3	0	0	0	0	.000	0	.000	0	0-0
22 Joseph, Sam	1	0	0	0	0	.000	0	.000	0	0-0
23 de Visser, Ollie	3	0	0	0	0	.000	0	.000	0	0-0
1 Crockford, Nate	19	0	0	0	0	.000	0	.000	0	0-0
27 Rincon, Sebastian	4	0	0	0	0	.000	0	.000	0	0-0
Total	20	26	33	85	171	.152	75	.439	-	1-2
Opponents	20	20	15	55	229	.087	91	.397	-	2-3

#	Goalie	GP	MIN.	GA	GA AVG	SAVES	PCT	W-L-T	SHO/CBO
22	Joseph, Sam	1	90:00	1	1.00	4	.800	1-0-0	0/0
1	Crockford, Nate	19	1710:00	19	1.00	63	.768	11-7-1	8/0
TM	TEAM	-	00:00	0	0.00	4	1.000	0-0-0	0/0
Total		20	1800:00	20	1.00	71	.780	12-7-1	8
Opponents		20	1800:00	26	1.30	51	.662	7-12-1	6

Goals by Periods

Team	1st	2nd	OT1	OT2	TOTAL
UCLA	12	14	0	0	26
Opponents	10	10	0	0	20

Shots by Periods

Team	1st	2nd	OT1	OT2	TOTAL
UCLA	92	79	0	0	171
Opponents	110	119	0	0	229

Saves by Periods

Team	1st	2nd	OT1	OT2	TOTAL
UCLA	33	38	0	0	71
Opponents	30	21	0	0	51

Corners by Periods

Team	1st	2nd	OT1	OT2	TOTAL
UCLA	37	40	0	0	77
Opponents	47	61	0	0	108

Fouls by Periods

Team	1st	2nd	OT1	OT2	TOTAL
UCLA	93	92	0	0	185
Opponents	112	112	0	0	224

2023 OVERALL STATISTICS

Date	Opponent	Score	Att.
08/24/2023	vs Virginia Tech	W 4-1	170
08/27/2023	at James Madison	L 0-1	812

Record	Overall	Home	Away	Neutral
All Games	1-1-0	0-0-0	0-1-0	1-0-0
Conference	0-0-0	0-0-0	0-0-0	0-0-0
Non-Conference	1-1-0	0-0-0	0-1-0	1-0-0

Team statistics

	UCLA	OPP
SHOT STATISTICS		
Goals-Shot attempts	4-29	2-31
Goals scored per game	2	1
Shot pct.	.138	.065
Shots on goal-Attempts	14-29	13-31
SOG pct.	.483	.419
Shots/Game	14.5	15.5
Assists	5	3
GOAL BREAKDOWN		
Total Goals	4	2
Penalty	0	0
Unassisted	-	-
Overtime	0	0
Goals scored average	2	1
CORNER KICKS		
	10	9
PENALTY KICKS		
	0-0	0-0
OFFSIDES		
	4	1
PENALTIES		
Fouls	21	21
Yellow cards	2	3
Red cards	0	0
ATTENDANCE		
Total	0	812
Dates/Avg Per Date	0/0	1/812
Neutral Site #/Avg	1/170	-

#	Player	GP	G	A	PTS	SH	SH%	SOG	SOG%	GWG	PK-ATT
19	Sarkos, Jack	2	2	0	4	2	1.000	2	1.000	0	0-0
21	Becher, Ryan	2	1	1	3	3	.333	2	.667	1	0-0
11	Wilkerson, Cam	2	1	0	2	3	.333	2	.667	0	0-0
3	Silva, Tommy	2	0	2	2	3	.000	2	.667	0	0-0
10	Lepley, Tucker	2	0	1	1	3	.000	1	.333	0	0-0
8	Ochoa, Andre	2	0	1	1	1	.000	0	.000	0	0-0
7	Karani, Sean	2	0	0	0	5	.000	2	.400	0	0-0
6	Karumanchi, Tarun	2	0	0	0	3	.000	3	1.000	0	0-0
9	Contell, Jose	1	0	0	0	2	.000	0	.000	0	0-0
24	Schwartz, Owen	2	0	0	0	1	.000	0	.000	0	0-0
14	Naef, Philip	2	0	0	0	1	.000	0	.000	0	0-0
25	Wright, Tre	1	0	0	0	1	.000	0	.000	0	0-0
2	Doody, Grayson	2	0	0	0	1	.000	0	.000	0	0-0
13	Greenlee, Pablo	2	0	0	0	0	.000	0	.000	0	0-0
12	Cortez, JC	1	0	0	0	0	.000	0	.000	0	0-0
16	Rincon, Sebastian	1	0	0	0	0	.000	0	.000	0	0-0
15	Narang, Amjot	2	0	0	0	0	.000	0	.000	0	0-0
1	Joseph, Sam	2	0	0	0	0	.000	0	.000	0	0-0
Total		2	4	5	13	29	.138	14	.483	-	0-0
Opponents		2	2	3	7	31	.065	13	.419	-	0-0

##	Goalie	GP	MIN.	GA	GA	AVG	SAVES	PCT	W-L-T	SHO/CBO
1	Joseph, Sam	2	180:00	2	1.00	9	.818	1-1-0	0/0	
TM	TEAM	-	00:00	0	0.00	2	1.000	0-0-0	0/0	
Total		2	180:00	2	1.00	11	.846	1-1-0	0	
Opponents		2	180:00	4	2.00	10	.714	1-1-0	1	

Goals by Periods

Team	1st	2nd	OT1	OT2	TOTAL
UCLA	1	3	0	0	4
Opponents	0	2	0	0	2

Shots by Periods

Team	1st	2nd	OT1	OT2	TOTAL
UCLA	14	15	0	0	29
Opponents	11	20	0	0	31

Saves by Periods

Team	1st	2nd	OT1	OT2	TOTAL
UCLA	3	8	0	0	11
Opponents	6	4	0	0	10

Corners by Periods

Team	1st	2nd	OT1	OT2	TOTAL
UCLA	6	4	0	0	10
Opponents	3	6	0	0	9

Fouls by Periods

Team	1st	2nd	OT1	OT2	TOTAL
UCLA	7	14	0	0	21
Opponents	10	11	0	0	21