



# UCLA MEN'S BASKETBALL

UCLA Athletic Communications / J.D. Morgan Center / 325 Westwood Plaza / Los Angeles, CA 90095  
Men's Basketball Contact: Alex Timiraos / [atimiraos@athletics.ucla.edu](mailto:atimiraos@athletics.ucla.edu) / o: (310) 206-0524 / c: (310) 847-9231

## UCLA'S SCORING LEADERS

No.	Player	GP	GS	MPG	RPG	APG	PPG
24	Jaime Jaquez Jr.	25	25	32.4	8.0	2.5	16.3
0	Jaylen Clark	24	24	30.7	6.5	1.9	13.2
10	Tyger Campbell	25	25	31.6	2.4	4.9	12.6
5	Amari Bailey	18	17	25.7	3.1	2.1	10.5
34	David Singleton	25	9	28.3	3.1	1.2	10.0

## 2022-23 SCHEDULE

### November

Mon.	7	Sacramento State	P12N	W	76-50
Fri.	11	Long Beach State	P12N	W	93-69
Mon.	14	Norfolk State	P12N	W	86-56
Fri.	18	vs. (19) Illinois <sup>1</sup>	ESPNU	L	70-79
Sun.	20	vs. (5) Baylor <sup>1</sup>	ESPN	L	75-80
Wed.	23	Pepperdine	P12N	W	100-53
Sun.	27	Bellarmine	P12N	W	81-60

### December

Thu.	1	at Stanford*	ESPN2	W	80-66
Sun.	4	Oregon*	ESPN	W	65-56
Sat.	10	Denver	P12N	W	87-64
Wed.	14	at (20) Maryland	FS1	W	87-60
Sat.	17	vs. (13) Kentucky <sup>2</sup>	CBS	W	63-53
Wed.	21	UC Davis	P12N	W	81-54
Fri.	30	at Washington State*	P12N	W	67-66

### January

Sun.	1	at Washington*	P12N	W	74-49
Thu.	5	USC*	ESPN	W	60-58
Thu.	12	Utah*	P12N	W	68-49
Sat.	14	Colorado*	FOX	W	68-54
Thu.	19	at Arizona State*	FS1	W	74-62
Sat.	21	at (11) Arizona*	ABC	L	52-58
Thu.	26	at USC*	ESPN2	L	64-77

### February

Thu.	2	Washington*	FS1	W	70-61
Sat.	4	Washington State*	P12N	W	76-52
Thu.	9	at Oregon State*	P12N	W	62-47
Sat.	11	at Oregon*	ESPN	W	70-63
Thu.	16	Stanford*	ESPN2	8 p.m.	
Sat.	18	California*	P12N	7:30 p.m.	
Thu.	23	at Utah*	FS1	9 p.m. (MT)	
Sun.	26	at Colorado*	CBS	2 p.m. (MT)	

### March

Thu.	2	Arizona State*	ESPN/2	6 or 8 p.m.
Sat.	4	(5) Arizona*	ESPN	7 p.m.

### Postseason Schedule

Wed.-Sat.	March 8-11	Pac-12 Tournament <sup>3</sup>	Las Vegas, Nev.
Tue.-Wed.	March 14-15	NCAA First Four	Dayton, Ohio
Thu.-Sun.	March 16-19	NCAA First, Second Rounds	TBD
Thu.-Sun.	March 23-26	NCAA Regional	TBD
Sat., Mon.	April 1, 3	NCAA Final Four <sup>4</sup>	Houston, Texas

\*Pac-12 Conference games  
rankings in parenthesis, from the weekly AP poll

- Continental Tire Main Event, T-Mobile Arena (Las Vegas, Nev.)
- CBS Sports Classic, Madison Square Garden (New York, N.Y.)
- Pac-12 Tournament, T-Mobile Arena (Las Vegas, Nev.)
- NCAA Final Four, NRG Stadium (Houston, Texas)

## UCLA ON SOCIAL MEDIA

Men's Basketball Twitter:	@UCLAMB
Men's Basketball Instagram:	@UCLAMB
Men's Basketball Facebook:	/UCLAMensBasketball
UCLA Athletics Twitter:	@UCLAathletics
UCLA Athletics Instagram:	@UCLAathletics
UCLA Athletics Facebook:	/UCLAathletics

#GoBruins

## Stanford Cardinal (11-14, 5-9) at No. 7 UCLA Bruins (21-4, 12-2)

Thursday, Feb. 16, 2023 – 8 p.m. (PT)  
Los Angeles, Calif. (Pauley Pavilion presented by Wescom)

### GAME INFORMATION

Venue:	Pauley Pavilion presented by Wescom
Capacity:	13,800
Tipoff Time:	8:05 p.m. (PT)
Television:	ESPN2
TV Talent:	Dave Pasch (play-by-play), Seth Greenberg (analyst)
Radio (UCLA Sports Network):	AM 1150
Radio Talent:	Josh Lewin (play-by-play), Tracy Murray (analyst)
SIRIUS XM, Sirius XM App Channels:	Ch. 83, Ch. 83



at



11-14, 5-9 Pac-12

21-4, 12-2 Pac-12

UCLA has won its last three meetings against the Cardinal, including an 80-66 victory at Stanford on Dec. 1, 2022.

### ABOUT THE BRUINS

- UCLA has won at least 20 games for the third consecutive season and for the eighth time in the last 12 seasons.
- The Bruins have gone 12-2 in Pac-12 play and are 1.5 games ahead of Arizona (11-4) in the conference standings.
- UCLA's 12-2 start through 14 Pac-12 games marks the program's best conference start since the 2007-08 season.
- Jaime Jaquez Jr. (Pac-12 Player of the Week) averaged 16.0 points and 12.0 rebounds in UCLA's two wins last week.
- Freshman Amari Bailey has averaged 13.2 points in five games since returning from a left foot injury.
- Sporting a 21-4 record, UCLA has recorded its best start through 25 games since the 2016-17 season (was 22-3).
- UCLA has won 21 consecutive home games, marking the nation's longest active home winning streak.
- UCLA has limited the opposition to fewer than 70 points in 22 of 25 total contests this season.
- UCLA ranks No. 9, nationally, and No. 1 in the Pac-12 in fewest points allowed per game (59.8).
- The Bruins have committed fewer turnovers than their opponent in 24 of 25 games this season.
- UCLA has gone 13-0 in home contests this season and has posted an 8-4 record in road and neutral site games.

### THE LAST TIME OUT

- Jaime Jaquez Jr. scored 18 of his team-leading 25 points after halftime in UCLA's 70-63 win at Oregon on Saturday.
- UCLA used a 25-8 scoring run over the first 10 minutes of the second half at Oregon, securing a 55-41 lead.
- The Bruins made 6 of 11 shots from 3-point range (54.5%), as David Singleton was 2-for-2 from long distance.
- UCLA tallied its first win at Oregon since Jan. 2019 with a 70-63 victory at Matthew Knight Arena last Saturday.

### AGAINST THE CARDINAL

- The Bruins have compiled an all-time record of 150-97 against Stanford in a series that began in 1925.
- UCLA beat Stanford 80-66, back on Dec. 1, racing to a 17-0 lead in the first five minutes of the game.
- Jaime Jaquez Jr. finished with 27 points and Amari Bailey had 19 in the team's win at Stanford earlier this season.
- Since the start of the 2013-14 season, the Bruins have gone 12-6 against the Cardinal (7-1 at home).

### ALL-AMERICA CANDIDATE

- Senior Jaime Jaquez Jr. (16.3 ppg, 8.0 rpg) is one of five Pac-12 players to rank among the league's top 10 leaders in both scoring and rebounding ... Jaquez Jr. has scored at least 10 points in 22 of the team's 25 games.
- Jaquez Jr. has scored at least 10 points or totaled 10 rebounds in a game in 24 of 25 contests ... he has tallied six double-doubles this season, most recently finishing with 25 points and 12 rebounds on Saturday at Oregon.
- Jaquez Jr. ranks No. 20 on UCLA's career scoring list and No. 18 in total rebounds ... last Saturday at Oregon, he moved into the No. 20 mark, becoming the 10th UCLA player to rank among the school's top 20 in scoring and rebounding.

### RUNNING THE POINT

Led by point guard Tyger Campbell (12.6 ppg, 4.9 apg), the Bruins have registered an assist-turnover ratio of 1.4-to-1, which ranked No. 24 in the nation through Sunday, Feb. 12. Campbell's assist-turnover ratio (2.6) ranks No. 36 in the nation and No. 2 in the Pac-12. The Bruins have committed fewer turnovers than their opponent in 24 of 25 games this season. Through Sunday's contests, UCLA ranked No. 2 in the nation in turnover margin (+6.2 per game), the best turnover margin among any Pac-12 program (Arizona State was second in the Pac-12 with +1.92 turnovers per game).

### PROGRAM'S BEST STARTS

UCLA's 21-4 start through 25 games stands as one of the program's best starts to a college basketball season over the past 40 years. The Bruins opened their 2016-17 campaign with 22 wins in 25 games and concluded the regular-season schedule with a 28-3 record (heading into the Pac-12 Tournament). The Bruins also went 22-3 to open the 2006-07 and 2007-08 seasons, a pair of campaigns that ended with trips to the NCAA Final Four. UCLA's 14-game winning streak earlier this season marked the Bruins' longest such streak since winning 14 in a row near the end of the 2007-08 season.

### 20-WIN PLATEAU

UCLA has won at least 20 games in 54 seasons, having notched win No. 20 at Oregon State on Thursday, Feb. 9. The Bruins' program has won at least 20 contests in 46 of the past 57 seasons (1967 through 2023). UCLA won at least 20 games in 17 consecutive seasons from 1966-67 through 1982-83. The Bruins have registered at least 20 victories in each of the last three seasons (22 in 2020-21, 27 last season and 20 this season). UCLA has not won 20 games in three consecutive seasons since the 2012-13, 2013-14 and 2014-15 campaigns.

**HEAD COACH MICK CRONIN:** Now in his 20th year as a college basketball head coach, Mick Cronin has guided his teams to at least 20 victories in 14 seasons. His final nine teams at Cincinnati won at least 22 games. Coach Cronin's teams have tallied at least 20 wins in 12 of the past 13 seasons (COVID-19 ended the 2019-20 season at 19 wins).

## MEDIA INFORMATION

### UCLA Athletic Communications

J.D. Morgan Center, Suite 128  
325 Westwood Plaza, Los Angeles, CA 90095

Men's Basketball Contact	Alex Timiraos
Office Phone	(310) 206-0524
Cell Phone	(310) 847-9231
E-mail	atimiraos@athletics.ucla.edu
Website	www.uclabruins.com

### Media Availability

UCLA's media availability and all interview requests are coordinated through the university's Athletic Communications Office. Coach Cronin and selected student-athletes are available during the men's basketball season on designated dates. For details about UCLA's media availability and all interview requests, please contact Alex Timiraos (UCLA Athletics) by email (atimiraos@athletics.ucla.edu).

### Credentials

Admission to the press seating area in Pauley Pavilion presented by Wescom is through credential only. All credential requests should be made through the Athletic Communications Office at least two days in advance. Media inquiries should be sent via email to Alex Timiraos (atimiraos@athletics.ucla.edu).

## QUICK FACTS

### School Information

Founded	1919
Enrollment	46,000
Nickname	Bruins
Colors	Blue and Gold
Home Arena (capacity)	Pauley Pavilion (13,800)
Affiliation	NCAA Division I
Conference	Pac-12
Chancellor	Gene Block
Director of Athletics	Martin Jarmond
Athletic Dept. Phone	(310) 825-8699
Ticket Office Phone	(310) 825-2101

### Men's Basketball History

First Season	1919-20
All-Time Record	1981-890 (.689)
NCAA Tournament Appearances	51
NCAA Final Four Appearances	19
NCAA Championships	11
Regular-Season Conference Titles	31

### Team Information

2021-22 Record	27-8
2021-22 Pac-12 Record (finish)	15-5 (2nd)
2021-22 Home/Road/Neutral	14-1/8-4/4-3
Lettermen Returning/Lost	6/6
Starters Returning/Lost	2/3
Newcomers	6
Returning Redshirts	2
Head Coach	Mick Cronin (4th year at UCLA)
Coach Cronin at UCLA	89-34 (4th season)
Coach Cronin's Career Record	454-205 (20th season)
Associate Head Coach	Darren Savino (4th season)
Assistant Coach	Rod Palmer (4th season)
Assistant Coach	Ivo Simovic (1st season)

## 2022-23 UCLA NUMERICAL ROSTER

No.	Name	Yr.	Pos.	Ht.	Wt.	Hometown (Previous School)
0	Jaylen Clark	Jr.	G	6-5	205	Riverside, Calif. (Etiwanda HS)
1	Abramo Canka	Fr.	G/F	6-6	200	Genoa, Italy (Istituto Paritario "G. Papi")
2	Dylan Andrews	Fr.	G	6-2	170	Gardena, Calif. (Compass Prep [Arizona])
3	Adem Bona	Fr.	F	6-10	235	Ebonyi, Nigeria (Prolific Prep [California])
4	Will McClendon	RS Fr.	G	6-3	210	Las Vegas, Nev. (Bishop Gorman HS)
5	Amari Bailey	Fr.	G	6-5	185	Chicago, Ill. (Sierra Canyon School [California])
10	Tyger Campbell	RS Sr.	G	5-11	180	Cedar Rapids, Iowa (La Lumiere School [Indiana])
12	Mac Etienne	RS Fr. *	F	6-10	235	New York, N.Y. (Suffield Academy [Connecticut])
14	Kenneth Nwuba	RS Sr.	F/C	6-10	255	Lagos, Nigeria (Huntington Prep [West Virginia])
20	Logan Cremonesi	RS So.	F	6-8	220	Oceanside, Calif. (Mater Dei HS)
21	Evan Manjikian	Fr.	F	6-8	230	Glendale, Calif. (Sierra Canyon School)
22	Jack Seidler	Fr.	G	6-4	190	Marlboro, N.J. (Marlboro HS)
24	Jaime Jaquez Jr.	Sr.	G/F	6-7	225	Camarillo, Calif. (Camarillo HS)
34	David Singleton	5th Sr. ^	G	6-4	210	Los Angeles, Calif. (Bishop Montgomery HS)
43	Russell Stong	5th Sr. ^	G	6-3	200	Northridge, Calif. (Crespi HS)

## 2022-23 UCLA ALPHABETICAL ROSTER

No.	Name	Yr.	Pos.	Ht.	Wt.	Hometown (Previous School)
2	Dylan Andrews	Fr.	G	6-2	170	Gardena, Calif. (Compass Prep [Arizona])
5	Amari Bailey	Fr.	G	6-5	185	Chicago, Ill. (Sierra Canyon School [California])
3	Adem Bona	Fr.	F	6-10	235	Ebonyi, Nigeria (Prolific Prep [California])
10	Tyger Campbell	RS Sr.	G	5-11	180	Cedar Rapids, Iowa (La Lumiere School [Indiana])
1	Abramo Canka	Fr.	G/F	6-6	200	Genoa, Italy (Istituto Paritario "G. Papi")
0	Jaylen Clark	Jr.	G	6-5	205	Riverside, Calif. (Etiwanda HS)
20	Logan Cremonesi	RS So.	F	6-8	220	Oceanside, Calif. (Mater Dei HS)
12	Mac Etienne	RS Fr. *	F	6-10	235	New York, N.Y. (Suffield Academy [Connecticut])
24	Jaime Jaquez Jr.	Sr.	G/F	6-7	225	Camarillo, Calif. (Camarillo HS)
21	Evan Manjikian	Fr.	F	6-8	230	Glendale, Calif. (Sierra Canyon School)
4	Will McClendon	RS Fr.	G	6-3	210	Las Vegas, Nev. (Bishop Gorman HS)
14	Kenneth Nwuba	RS Sr.	F/C	6-10	255	Lagos, Nigeria (Huntington Prep [West Virginia])
22	Jack Seidler	Fr.	G	6-4	190	Marlboro, N.J. (Marlboro HS)
34	David Singleton	5th Sr. ^	G	6-4	210	Los Angeles, Calif. (Bishop Montgomery HS)
43	Russell Stong	5th Sr. ^	G	6-3	200	Northridge, Calif. (Crespi HS)

\* Etienne has four years of eligibility remaining (due to the pandemic-altered 2020-21 season)

^ Singleton and Stong are taking advantage of a fifth year of eligibility (due to the pandemic-altered 2020-21 season)

## COACHING STAFF

Mick Cronin	Head Coach (4th season)	Cincinnati '97
Darren Savino	Associate Head Coach (4th season)	Jersey City College '16
Rod Palmer	Assistant Coach (4th season)	UC Irvine '90
Ivo Simovic	Assistant Coach (1st season)	Union University (Belgrade) '13

## SUPPORT STAFF

Doug Erickson	Director of Administration	San Jose State '90
T.J. Wolf	Director of Player Personnel	Murray State '07
Nate Georgetown	Director of Student-Athlete Development	Cincinnati '19
Nate Girma	Athletic Performance Coach	Seattle Pacific '12
Tyler Leshner	Athletic Trainer	New Mexico State '14
Charlie Ibarra	Staff Associate	Gonzaga '18

## PRONUNCIATION GUIDE

Amari Bailey (uh-MAR-ee BAY-lee)  
Adem Bona (uh-DEM BO-nuh)  
Abramo Canka (uh-BRAH-moh ZAHN-kuh)  
Cremonesi (creh-mo-NEH-see)  
Cronin (CRO-nen)  
Etienne (eh-tee-EN)  
Girma (GERR-muh)  
Jaime Jaquez Jr. (HY-may HA-kez)  
Leshner (LEH-shur)  
Manjikian (man-JEE-kee-in)  
Nwuba (NEW-buh)  
Savino (suh-VEE-no)  
Ivo Simovic (EE-voh SIM-oh-vitch)

**AP POLL**  
(Week 15 – Feb. 13, 2023)

RK	TEAM	RECORD	PTS
1	Alabama (38)	22-3	1523
2	Houston (22)	23-2	1503
3	Purdue (2)	23-3	1408
4	<b>UCLA</b>	<b>21-4</b>	<b>1302</b>
5	Kansas	20-5	1283
6	Texas	20-5	1214
7	Virginia	19-4	1212
8	Arizona	22-4	1139
9	Baylor	19-6	1072
10	Tennessee	19-6	896
11	Marquette	20-6	815
12	Kansas State	19-6	790
13	Gonzaga	21-5	761
14	Indiana	18-7	717
15	Miami	20-5	693
16	Xavier	19-6	642
17	Saint Mary's	22-5	567
18	Creighton	17-8	517
19	Iowa State	16-8	396
20	UConn	19-7	358
21	San Diego State	20-5	271
22	TCU	17-8	204
23	NC State	20-6	140
24	Providence	18-7	136
25	Florida Atlantic	24-2	117

Also receiving votes: Missouri (114), Northwestern (96), Illinois (84), Pittsburgh (82), Nevada (36), Oklahoma State (23), Texas A&M (16), Oral Roberts (9), Iowa (5), Arkansas (4), Rutgers (2), Charleston (1), Maryland (1), Boise State (1).

**USA TODAY SPORTS, COACHES POLL**  
(Week 15 – Feb. 13, 2023)

RK	TEAM	RECORD	PTS
1	Alabama (15)	22-3	782
2	Houston (15)	23-2	775
3	Purdue (1)	23-3	728
4	<b>UCLA</b>	<b>21-4</b>	<b>679</b>
5	Texas	20-5	642
6	Virginia (1)	19-4	634
7	Kansas	20-5	624
8	Arizona	22-4	554
9	Baylor	19-6	549
10	Marquette	20-6	455
11	Tennessee	19-6	438
12	Gonzaga	21-5	368
13	Miami	20-5	360
14	Kansas State	19-6	354
15	Indiana	18-7	346
16	Xavier	19-6	328
17	Saint Mary's	22-5	305
18	Iowa State	16-8	238
19	Creighton	17-8	226
20	San Diego State	20-5	158
21	Providence	18-7	151
22	NC State	20-6	128
23	UConn	19-7	119
24	TCU	17-8	78
25	Texas A&M	18-7	65

Also receiving votes: Northwestern (54), Florida Atlantic (49), Illinois (41), Pittsburgh (35), Clemson (21), Rutgers (21), Maryland (20), Oklahoma State (15), Missouri (15), Nevada (13), Auburn (13), Duke (12), Iowa (4), Charleston (2), Oral Roberts (1)

**GLANCING AT THE METRICS**

UCLA has been ranked No. 3 in the Pomeroy College Basketball Ratings (KenPom.com), trailing (1) Houston and (2) Tennessee. Through Sunday's games (Feb. 12), the Bruins had the No. 24-ranked adjusted offensive efficiency rating and the No. 3-ranked adjusted defensive efficiency ranking. Ranked No. 4 in this week's AP poll and USA Today Sports Coaches poll, UCLA has been ranked in each of the last 34 AP polls (since the start of the 2021-22 season).

**ELITE COMPANY**

Senior Jaime Jaquez Jr. was named as one of 20 top players in the nation to the John R. Wooden Award late season watch list in early February. Jaquez Jr. ranks No. 4 in the conference in both scoring (16.3 ppg) and rebounding (8.0 rpg). He ranks No. 20 on the Bruins' all-time scoring list and No. 18 on UCLA's all-time rebounds list (739 rebounds). He is one of 10 UCLA players to rank among the school's top 20 lists in career scoring and rebounding. Jaquez Jr. has totaled six double-doubles this season and 15 double-doubles in his four-year UCLA career (122 games, 114 starts).

**JAQUEZ JR. AND DAVID GREENWOOD**

Since the NCAA (and UCLA) began to record the "block" and "steal" statistic at the start of the 1978-79 season, the only UCLA players to tally at least 20 points, 10 rebounds, three blocks and three steals in one game have been Jaime Jaquez Jr. and David Greenwood. Jaquez Jr. had 23 points, 13 rebounds, five blocks and four steals in a home victory against Colorado on Saturday, Jan. 14. Greenwood is UCLA's only other player on record, to have come close to that. He registered 22 points, 18 rebounds, four blocks and three steals in UCLA's 85-83 home win versus Arizona State on Feb. 15, 1979.

**TOP POINT GUARD**

Senior Tyger Campbell has been listed as one of 10 players to the midseason watch list for the Bob Cousy Point Guard of the Year Award. Campbell (12.6 ppg, 2.4 rpg, 4.9 apg) was one of the award's five finalists last season. The 5-foot-11 guard from Cedar Rapids, Iowa, ranks No. 2 in the Pac-12 in assist-turnover ratio (2.6) and No. 4 in assists per game (4.9). He has become one of eight UCLA players to have logged at least 1,000 career points and 500 career assists in the Bruins' uniform. The assist statistic has been regularly tracked at UCLA since the start of the 1973-74 season.

**OFFENSIVE REBOUNDS**

Not only do the Bruins rank No. 1 among all Pac-12 schools in offensive rebounds per game (12.0), but UCLA also leads the conference in having taken far more shots than shot attempts against (net difference of 210 more attempts). No other Pac-12 program has taken at least 100 more shots than they have attempted. Through Sunday, Feb. 12, the Bruins ranked No. 43, nationally, in offensive rebounds per game (12.0 o-rpg). The Bruins have taken more shot attempts than their opponent in each of the past three seasons (2019-20, 2020-21 and 2021-22, all under Coach Cronin).

**ROAD WARRIORS**

The Bruins have gone 8-4 in 12 road and neutral site contests this season. In addition to a 74-49 double-digit win at Washington on New Year's Day (Sunday, Jan. 1), the Bruins also notched an 87-60 victory at Maryland on Dec. 14. Against Maryland, UCLA led 39-11 with 3:30 remaining before halftime. Last season, the Bruins had substantial road victories with a 67-56 win at Marquette in Dec. 2021 (UCLA led at halftime, 35-21) and at Oregon State in March 2022 (UCLA won, 94-55). Playing at Stanford earlier this season (Dec. 1, 2022), UCLA raced to a 17-0 lead and won the game, 80-66.

**AWAY FROM HOME:** Last season, UCLA went 13-7 in road/neutral site games. Since the start of the Bruins' 2021-22 season, UCLA has compiled a 21-11 record in 32 games played away from home.

**JAYLEN THE SPARK PLUG**

Junior Jaylen Clark has registered career-high averages across the board during his junior season – 13.2 ppg, 6.5 rpg and a Pac-12-best 65 steals (and 2.7 steals per game). The 6-foot-5 guard from Riverside, Calif., was named as one of 15 players to the Naismith Men's Defensive Player of the Year watch list late January. Clark scored a season-high 24 points in a win against Denver (Dec. 10, 2022). He totaled 15 points and five rebounds in a 60-58 win against USC (Jan. 5, 2023). Clark sank the go-ahead 3-pointer with 15 seconds left in that win versus the Trojans.

**UCLA'S ROSTER CONSTRUCTION**

The Bruins returned five of their primary 11 contributors from last year's team. UCLA went 27-8 overall last season, advancing to the NCAA Tournament's Sweet 16. Key returners include seniors Tyger Campbell, Jaime Jaquez Jr., Kenneth Nwuba and David Singleton and junior Jaylen Clark. Each of those student-athletes played in at least 20 games in 2021-22. All five competed in the 2021 NCAA Tournament (the First Four to the Final Four). UCLA also has returned two redshirt freshmen in forward Mac Etienne and guard Will McClendon, who both missed last season with knee injuries (torn ACL).

**PRECISION FROM 3-POINT RANGE**

Fifth-year senior guard David Singleton has averaged career highs this season in scoring (10.0 ppg) and rebounding (3.1 rpg). Singleton ranks No. 2 in the Pac-12 in 3-point shooting percentage (44.5%), having connected on 53 of his 119 long-range attempts. His career 3-point percentage (44.0%) currently ranks No. 3 among all UCLA players in program history. Singleton ranked No. 2 in the Pac-12 last season in 3-point shooting percentage (45.1%) and as a true freshman in 2018-19 (46.7%). He has now made at least 37 attempts from 3-point distance in each of his five seasons on the court at UCLA.

**THREE-POINT STREAK**

UCLA has made at least one 3-pointer in its last 778 games. That 3-point streak began after the Bruins went 0-for-14 from 3-point territory in a 78-63 loss at No. 2-ranked Stanford on Feb. 3, 2000 (Maples Pavilion). UCLA has made at least three 3-pointers in 321 of 330 games since the start of the 2013-14 season. The Bruins made a school single-game-record 19 three-pointers, on 31 attempts, in a 104-89 win at Colorado on Jan. 12, 2017. UCLA's previous 3-point record was set earlier that season, as the Bruins made 18 of 30 attempts in the regular-season opener against Pacific (Nov. 11, 2016).

**POSTSEASON SUCCESS**

UCLA has compiled a 7-2 NCAA Tournament record over the past two seasons. The Bruins went 5-1 in the 2021 NCAA Tournament, advancing from the First Four to the Final Four. There was no NCAA Tournament in March of 2020 (COVID-19). UCLA is one of six teams to have advanced to the Sweet 16 or farther in 2021 and 2022 (other five schools are Arkansas, Gonzaga, Houston, Michigan and Villanova). No school advanced to the Final Four in both 2021 and 2022. Only Arkansas and Houston moved on to the Elite Eight in 2021 and 2022. Gonzaga, Houston and Michigan are the only programs to have advanced to the Sweet 16 or farther in 2019, 2021 and 2022.

## UCLA MEN'S BASKETBALL ON THE AIR

For the 15th straight season, UCLA men's basketball games are being produced by the UCLA Sports Network from Learfield, with AM 570 Fox Sports LA in Los Angeles serving as the flagship station for the network.

The 2022-23 campaign marks the 26th year of UCLA's partnership with AM 570 Fox Sports LA owner iHeartMedia (formerly Clear Channel Communications). All men's basketball games are broadcast on KLAC (AM 570) or one of its sister iHeartMedia stations. UCLA and Learfield (formerly Learfield IMG College) will simulcast a significant number of men's basketball games on 97.3 THE FAN in San Diego. The primary sister station in the greater Los Angeles area is AM 1150 (KEIB).

Each of UCLA's games this season are being televised live on a variety of networks. Last season, every one of the Bruins' games was televised or streamed live on a television or nationally-syndicated online platform (such as ESPN+).

Josh Lewin enters his seventh season as the play-by-play voice for the UCLA men's basketball and football teams. Lewin has served as the Bruins' basketball voice since the start of the 2016-17 season. During that span, the Bruins have played in four NCAA Tournaments, with runs to the "Sweet 16" in 2017, 2021 and 2022. Lewin and broadcast partner Tracy Murray called the Bruins' memorable run from the First Four to the Final Four in 2021. Lewin has extensive past experience as a baseball broadcaster. He spent seven seasons as a play-by-play voice for the New York Mets. In addition, he served as the voice for the NFL's San Diego Chargers for 12 seasons (2005-17), before the team relocated to Los Angeles. Lewin has over two decades of experience calling NFL, MLB, NHL and NCAA football and basketball contests.

Murray begins his 14th season as a radio analyst. He played at UCLA from 1990-92, was a first-round NBA Draft selection in 1992 and enjoyed a 12-year NBA career. Murray returned to his alma mater as a radio broadcaster in 2008, calling games as an analyst until 2015 before serving as a shooting coach with the Los Angeles Lakers during the 2015-16 season. He returned to the broadcast position in the fall of 2016 and has worked with Lewin the past six years. Murray ranks 10th on the Bruins' all-time scoring list with 1,792 career points in 98 games.

Fans around the nation can also follow UCLA games on SIRIUS and XM Satellite Radio, as well as the Varsity Network (available as an app, built and powered by Learfield). UCLA's radio broadcasts can also be heard online by visiting [ucla.leanplayer.com](http://ucla.leanplayer.com).



Josh Lewin (left) and Tracy Murray

## NOTES ON PAULEY PAVILION

This marks the 57th basketball season in which UCLA has played in Pauley Pavilion presented by Wescom. The Bruins' home arena opened in time for the 1965-66 season. The first game in Pauley Pavilion took place on Dec. 3, 1965, as the No. 1-ranked Bruins defeated Ohio State, 92-66. UCLA spent 47 consecutive seasons in Pauley Pavilion before the venue was closed for an 18-month renovation. The Bruins played 18 home games in 2011-12 at two venues in Southern California (14 games at the Los Angeles Sports Arena and four games at the Honda Center in Anaheim).

- UCLA has gone 13-0 at home this season and went 14-1 in 15 home games last year. The Bruins won their final eight home games last season and have strung together a streak of 21 consecutive home victories. **UCLA has won its last 21 home games, which is the longest home winning streak in the nation (Auburn's 28-game streak was recently snapped).** UCLA's only loss at home last season was an overtime defeat (84-81) to Oregon on Jan. 13, 2022. Since taking over as the Bruins' head coach in 2019, Mick Cronin has led the Bruins to a 51-6 record in 57 home games.

- With the COVID-19 pandemic prompting teams to close their arenas to fans, none of UCLA's home games in 2020-21 were played in front of a crowd. Likewise, three of UCLA's games in January of 2022 were played before no fans (arena was limited to players' family members only). Including a seven-game home win streak to close the 2019-20 home schedule, UCLA has won its last 32 home contests with fans in Pauley Pavilion presented by Wescom.

- Through 13 home games this season, the Bruins have averaged 77.8 points per game and have limited the opposition to 56.6 points per game. UCLA has won its 13 home contests by an average margin of 21.2 points per game. UCLA's most narrow victory in those 13 contests took place against USC – the Bruins won, 60-58, on Thursday, Jan. 5. The Bruins largest margin of victory at home this season occurred against Pepperdine – UCLA won, 100-53, on Wednesday, Nov. 23. Only three of the Bruins' 13 home victories this year have been by nine or fewer points (vs. Oregon, USC and Washington).

## HISTORY & TRADITION

The 2022-23 school year marks the 104th season in which UCLA has fielded a men's basketball team (first season was 1919-20). In all, the men's basketball program has won a nation-leading 11 NCAA Championships and has advanced to the NCAA Final Four 19 times. As an athletics department, UCLA has won 120 team NCAA titles. That total ranks second in the nation behind Stanford (131). Most recently, the UCLA women's soccer team captured its second NCAA title by defeating North Carolina, 3-2, in double overtime in the 2022 NCAA Championship (played at WakeMed Soccer Park in Cary, N.C.).

## UCLA IN PAC-12 PLAY

Since the start of the 2020-21 season, UCLA has compiled a 40-12 mark in the Pac-12 (13-6 in 2020-21, and 15-5 last season). The Bruins have won 30 of their last 32 home games in Pac-12 action. UCLA dropped a game at home to USC in March of 2021 and in overtime against Oregon last season on Jan. 13, 2022. The Bruins won their final seven home Pac-12 games in 2019-20, during Coach Cronin's first year as UCLA's head coach.

## THE BRUINS WHEN ...

Since the start of the 2017-18 season, the Bruins have gone 95-18 when leading at halftime (through 189 games). During that span, UCLA has gone 29-42 when trailing at halftime (3-2 when tied at the break). UCLA's largest halftime deficit overcome in that stretch has been 16 points – UCLA trailed at home against Oregon, 44-28, on Feb. 23, 2019, and outscored the Ducks in the second half (62-39) to win, 90-83. When the Bruins have built a 10-point lead (or larger) at any point in the game, UCLA has gone 102-13. When trailing by 10 or more points in a game, UCLA has gone 18-44.

## LIMITING THE TURNOVERS

Through games played on Sunday, Feb. 12, the Bruins ranked No. 19 in the nation in fewest turnovers per game (10.6). UCLA has committed nine or fewer turnovers in 12 of 25 games this season. Last year, UCLA concluded the season ranked No. 2 in fewest turnovers per game (8.9), while Wisconsin ranked No. 1 in that category (8.7). UCLA committed just one turnover in the 75-68 win at home against USC last season (March 5, 2022), the fewest turnovers by a Pac-12 team in one game (on record). UCLA has consistently recorded assist and turnover stats since the start of the 1973-74 season.

**FOCUSING ON CAMPBELL:** UCLA senior Tyger Campbell ranked No. 36 in the nation and No. 2 in the Pac-12 in assist-turnover ratio (2.6) through games played on Sunday, Feb. 12. Last season, Campbell concluded the year as the Pac-12 leader in assist-turnover ratio (3.2) and ranked No. 6 in that category, nationally.

**AS A TEAM:** The Bruins have committed fewer turnovers than the opposition in 24 of their 25 games. Through games played on Sunday, Feb. 12, UCLA ranked No. 2 in the nation in turnover margin (+6.2), well ahead of the second-best turnover margin in the Pac-12 (Arizona State, at +1.92 per game in 26 total contests).

## "THE HUNGRY DOG GETS THE BONE"

Under head coach Mick Cronin, UCLA has established a team competition to see which player can accumulate the most deflections (a defensive stat, compiling how often a player can get their hands on the ball). At the conclusion of the season, the UCLA player who has tallied the most deflections will be awarded with a large dog bone as the award. As a freshman (2020) and sophomore (2021), Jaime Jaquez Jr. was award the Hungry Dog Award for the most deflections. Last season, then-senior Myles Johnson was honored with the Bruins' Hungry Dog Award.

## PRESEASON PROJECTIONS

UCLA was selected first in the 2022-23 preseason Pac-12 media poll (announced at Pac-12 media day). The Bruins received 26 of 33 first-place votes. Arizona and Oregon tallied three first-place votes and Stanford received one first-place vote.

Members of the media have correctly picked the regular-season winner 17 times in the past 33 tries, including five times during the Pac-12 era (since 2011-12). The winner has been accurately chosen in 21 of the 38 all-time preseason votes. UCLA was selected first in last season's Pac-12 preseason media poll and finished in second place. The Bruins last won the Pac-12 regular-season title in 2012-13. The Bruins finished second in the league in 2013-14 and 2021-22 and third in 2016-17. UCLA most recently won the Pac-12 Tournament title in 2014, at the MGM Grand Garden Arena in Las Vegas.

Team	Points
1. UCLA (26)	386
2. Arizona (3)	352
3. Oregon (3)	336
4. USC	300
5. Stanford	239
6. Colorado	207
7. Arizona State	193
8. Washington State	185
9. Washington	158
10. Utah	102
11. California	69
12. Oregon State	47

### UCLA'S 1,000 POINT CLUB

Seniors Jaime Jaquez Jr. (1,551 points) and Tyger Campbell (1,298 points) are the only two players on the current roster to have crossed the 1,000 career-point threshold.

No.	Player	Points	PPG
1.	Don MacLean (1989-92)	2608	20.5
2.	Lew Alcindor (1967-69)	2325	26.4
3.	Jason Kapono (2000-03)	2095	16.5
–	Reggie Miller (1984-87)	2095	17.2
5.	Bryce Alford (2014-17)	1922	13.6
6.	Toby Bailey (1995-98)	1846	14.3
7.	Ed O'Bannon (1992-95)	1815	15.1
8.	J.R. Henderson (1995-98)	1801	14.2
9.	Trevor Wilson (1987-90)	1798	14.3
10.	Tracy Murray (1990-92)	1792	18.3
11.	Charles O'Bannon (1994-97)	1784	13.3
12.	Bill Walton (1972-74)	1767	20.3
13.	Josh Shipp (2005-09)	1734	12.4
14.	David Greenwood (1976-79)	1721	14.8
15.	Gail Goodrich (1963-65)	1691	18.9
16.	Marques Johnson (1974-77)	1659	14.4
17.	Darren Collison (2006-09)	1639	11.5
18.	Kenny Fields (1981-84)	1638	14.9
19.	Shon Tarver (1991-94)	1575	12.8
<b>20.</b>	<b>Jaime Jaquez Jr. (2020-23)</b>	<b>1551</b>	<b>12.7</b>
21.	Arron Afflalo (2005-07)	1540	14.7
22.	Tyus Edney (1992-95)	1515	12.1
23.	Pooh Richardson (1986-89)	1461	12.0
24.	Dijon Thompson (2002-05)	1458	12.5
25.	Earl Watson (1998-01)	1449	11.2
26.	Aaron Holiday (2016-18)	1443	14.3
27.	Isaac Hamilton (2015-17)	1426	13.7
27.	Sidney Wicks (1969-71)	1423	15.8
29.	Walt Hazzard (1962-64)	1401	16.1
30.	Kiki Vandeweghe (1977-80)	1380	12.2
31.	Norman Powell (2012-15)	1376	9.8
32.	Curtis Rowe (1969-71)	1371	15.2
33.	Rod Foster (1980-83)	1365	12.1
34.	Roy Hamilton (1976-79)	1355	12.5
35.	Keith Wilkes (1972-74)	1349	15.0
<b>36.</b>	<b>Tyger Campbell (2020-23)</b>	<b>1298</b>	<b>10.7</b>
37.	Kris Johnson (1995-98)	1294	11.6
38.	Henry Bibby (1970-72)	1293	14.4
39.	Dan Gadzuric (1999-02)	1287	10.5
40.	Thomas Welsh (2015-18)	1248	9.5
41.	Richard Washington (1974-76)	1245	14.3
42.	Willie Naulls (1954-56)	1225	15.5
43.	Mike Sanders (1979-82)	1210	11.1
44.	John Moore (1952-55)	1202	11.1
45.	Jules Bernard (2019-22)	1195	9.2
–	Darrick Martin (1989-92)	1195	9.3
47.	Walt Torrence (1957-59)	1181	15.3
48.	Mike Warren (1966-68)	1176	13.7
49.	Darren Dave (1980-83)	1149	10.1
50.	John Green (1960-62)	1148	14.2
51.	Jordan Adams (2013-14)	1131	16.4
52.	Tony Parker (2013-16)	1128	8.3
53.	Montel Hatcher (1984-87)	1115	9.4
54.	Matt Barnes (1999-02)	1066	8.8
55.	T.J. Cummings (2001-04)	1062	9.0
56.	Dave Meyers (1973-75)	1046	11.8
–	Kris Wilkes (2018-19)	1025	15.5
58.	Mitchell Butler (1990-93)	1023	7.9
–	Don Bragg (1952-55)	1023	9.5
60.	Michael Roll (2006-10)	1008	6.9

### UCLA'S ALL-TIME REBOUNDING LEADERS

Jaime Jaquez Jr. has totaled 739 career rebounds, through 122 games (6.1 rpg). Jaquez Jr. broke into the "top 20" list during UCLA's win against Washington on Feb. 2, 2023.

No.	Player	Rebounds	RPG
1.	Bill Walton (1972-74)	1370	15.7
2.	Lew Alcindor (1967-69)	1367	15.5
3.	Thomas Welsh (2015-18)	1035	7.8
4.	David Greenwood (1976-79)	1022	8.7
5.	Trevor Wilson (1987-90)	1001	7.9
6.	Don MacLean (1989-92)	992	7.8
7.	Willie Naulls (1954-56)	900	11.4
8.	Marques Johnson (1974-77)	897	7.8
9.	Dan Gadzuric (1999-02)	896	7.3
10.	Sidney Wicks (1969-71)	894	9.9
11.	Ed O'Bannon (1992-95)	820	7.0
12.	J.R. Henderson (1995-98)	818	6.4
13.	Charles O'Bannon (1994-97)	797	6.4
14.	Curtis Rowe (1969-71)	796	8.8
15.	Fred Slaughter (1962-64)	791	6.4
16.	Luc Richard Mbah a Moute (2006-08)	775	7.2
17.	Don Bragg (1952-55)	751	7.0
<b>18.</b>	<b>Jaime Jaquez Jr. (2020-23)</b>	<b>739</b>	<b>6.1</b>
19.	Steve Patterson (1969-71)	706	7.8
20.	Keith Erickson (1963-65)	697	8.0
21.	Tony Parker (2013-16)	694	5.1
22.	Toby Bailey (1995-98)	670	5.2
23.	Kenny Fields (1981-84)	667	6.1
24.	Keith Wilkes (1972-74)	663	7.4
25.	Walt Torrence (1957-59)	653	8.5

### UCLA'S CAREER 3-POINT FIELD GOALS MADE

No.	Player	Years	3-FGM
1.	Bryce Alford	2014-17	329
2.	Jason Kapono	2000-03	317
3.	Arron Afflalo	2005-07	209
	Michael Roll	2006-10	209
<b>5.</b>	<b>David Singleton</b>	<b>2019-23</b>	<b>199</b>
6.	Josh Shipp	2005-09	198
7.	Tracy Murray	1990-92	197
8.	Isaac Hamilton	2015-17	193
9.	Aaron Holiday	2016-18	180
10.	Toby Bailey	1995-98	171

### UCLA'S CAREER 3-POINT FIELD GOAL ATTEMPTS

No.	Player	Years	3-FGM
1.	Bryce Alford	2014-17	829
2.	Jason Kapono	2000-03	710
3.	Josh Shipp	2005-09	578
4.	Arron Afflalo	2005-07	560
5.	Isaac Hamilton	2015-17	513
6.	Toby Bailey	1995-98	501
	Michael Roll	2006-10	501
8.	Tracy Murray	1990-92	479
<b>9.</b>	<b>David Singleton</b>	<b>2019-23</b>	<b>452</b>
10.	Aaron Holiday	2016-18	427

### UCLA'S SINGLE-SEASON 3-POINT PCT.

No.	Player	Season	3FG-FGA	Pct.
1.	Darren Collison	2008	53-101	.525
2.	Michael Roll	2009	51-99	.515
3.	Tracy Murray	1992	78-156	.500
4.	Pooh Richardson	1989	48-97	.495
<b>5.</b>	<b>David Singleton</b>	<b>2021</b>	<b>40-84</b>	<b>.476</b>
6.	Jason Kapono	2000	82-173	.474
7.	David Singleton	2019	35-75	.467
8.	Dave Immel	1987	43-94	.457
9.	Jason Kapono	2001	84-184	.457
10.	Kevin Walker	1989	57-125	.456

\* minimum of one made per game (and at least 30 for one season)

### MOST CAREER GAMES PLAYED, AT UCLA

No.	Player	Years	Games
<b>1.</b>	<b>David Singleton</b>	<b>2019-23</b>	<b>152</b>
2.	Michael Roll	2006-10	147
3.	Darren Collison	2006-09	142
	Alfred Aboya	2006-09	142
5.	Bryce Alford	2014-17	141
	Norman Powell	2012-15	141
	Josh Shipp	2005-09	140
8.	Tony Parker	2013-16	136
9.	Thomas Welsh	2015-18	132
10.	Jules Bernard	2019-22	130
	Jerime Anderson	2009-12	130
	Mitchell Butler	1990-93	130

### UCLA'S CAREER 3-POINT PCT.

No.	Player	Years	3FG-FGA	Pct.
1.	Pooh Richardson	1986-89	52-112	.464
2.	Jason Kapono	2000-03	317-710	.446
<b>3.</b>	<b>David Singleton</b>	<b>2019-23</b>	<b>199-452</b>	<b>.440</b>
4.	Reggie Miller	1984-87	69-157	.439
5.	Darren Collison	2006-09	164-377	.435
6.	Aaron Holiday	2016-18	180-427	.422
7.	Michael Roll	2006-10	209-501	.417
8.	David Wear	2012-14	52-126	.413
9.	Lonzo Ball	2017	80-194	.412
10.	Tracy Murray	1990-92	197-479	.411

\* minimum 100 attempts

### PAC-12, CAREER 3-POINT PCT.

No.	Player	Year	3FG-FGA	Pct.
1.	Todd Licht (STAN)	1986-89	112-235	.477
2.	Terry Taylor (STAN)	1986-89	156-337	.463
3.	Salim Stoudamire (ARIZ)	2002-05	342-747	.458
4.	Isaa Fontaine (WSU)	1994-97	208-455	.457
5.	Jason Kapono (UCLA)	2000-03	317-710	.446
<b>6.</b>	<b>David Singleton (UCLA)</b>	<b>2019-23</b>	<b>199-452</b>	<b>.440</b>
7.	Theo Robertson (CAL)	2006-10	154-350	.440
8.	Dion Cross (STAN)	1993-96	241-551	.437
9.	Darren Collison (UCLA)	2006-09	164-377	.435
10.	Chris Hernandez (STAN)	2002-06	198-459	.431

\* minimum of 100 made and at least two seasons

### UCLA'S CAREER STEALS

No.	Player	Years	Steals	Games
1.	Earl Watson	1998-01	235	129
2.	Darren Collison	2006-09	231	142
3.	Tyus Edney	1992-95	224	125
4.	Cameron Dollar	1994-97	214	123
5.	Pooh Richardson	1986-89	189	122
6.	Josh Shipp	2005-09	179	140
	Darrick Martin	1989-92	179	129
8.	Jordan Adams	2013-14	168	69
<b>9.</b>	<b>Jaime Jaquez Jr.</b>	<b>2020-23</b>	<b>162</b>	<b>122</b>
10.	Norman Powell	2012-15	158	141
	Reggie Miller	1984-87	158	122

### UCLA'S SINGLE-SEASON STEALS

No.	Player	Season	Steals	Games
1.	Jordan Adams	2014	95	36
2.	Cameron Dollar	1997	82	32
3.	Darren Collison	2007	78	35
4.	Baron Davis	1998	77	32
5.	Tyus Edney	1995	74	32
6.	Jordan Adams	2013	73	33
7.	Baron Davis	1998	68	27
8.	Lonzo Ball	2017	66	36
	Norman Powell	2015	66	36
<b>10.</b>	<b>Jaylen Clark</b>	<b>2023</b>	<b>65</b>	<b>24</b>

### UCLA'S CAREER ASSISTS

No.	Player	Years	Assists	Games
1.	Pooh Richardson	1986-89	833	122
2.	Tyus Edney	1992-95	652	125
3.	Darrick Martin	1989-92	636	129
4.	Earl Watson	1998-01	607	129
<b>5.</b>	<b>Tyger Campbell</b>	<b>2020-23</b>	<b>591</b>	<b>121</b>
6.	Darren Collison	2006-09	577	142
7.	Bryce Alford	2014-17	537	141
8.	Ralph Jackson	1981-84	523	111
9.	Ray Hamilton	1976-79	512	108
10.	Aaron Holiday	2016-18	477	101

### UCLA'S CAREER ASSISTS PER GAME (minimum of 60 career games played)

No.	Player	Years	Ast.	G	APG
1.	Pooh Richardson	1986-89	833	122	6.83
2.	Tyus Edney	1992-95	652	125	5.22
3.	Jordan Farmar	2005-06	342	66	5.18
4.	Kyle Anderson	2013-14	355	71	5.00
5.	Darrick Martin	1989-92	636	129	4.93
<b>6.</b>	<b>Tyger Campbell</b>	<b>2020-23</b>	<b>591</b>	<b>121</b>	<b>4.88</b>
7.	Roy Hamilton	1976-79	512	108	4.74
8.	Aaron Holiday	2016-18	477	101	4.72
9.	Ralph Jackson	1981-84	523	111	4.71
10.	Earl Watson	1998-01	607	129	4.71

\* assists and steals have been routinely recorded since 1979

## UCLA'S UPCOMING GAMES

**Thursday, Feb. 16 – vs. Stanford**

**Game time: 8 p.m. PT**

**Venue: Pauley Pavilion presented by Wescom**

The Bruins return to host Stanford this Thursday evening in Pauley Pavilion. Earlier this season, UCLA recorded an 80-66 win at Stanford on Dec. 1 at Maples Pavilion. Amari Bailey scored 19 points, tallying 15 in the first half. UCLA led 17-0 early in that game and built a 50-29 halftime advantage against Stanford. Bailey was one of three UCLA players to score in double figures, along with Jaime Jaquez Jr. (27 points) and Tyger Campbell (17 points). In all, UCLA has compiled a record of 150-97 against the Cardinal. The Bruins have won their last three matchups against Stanford, including the game earlier this season and two wins last year. Stanford last defeated UCLA on a last-second out-of-bounds play in overtime (73-72) in a game played in Santa Cruz, Calif., on Jan. 23, 2021.

**Saturday, Feb. 18 – vs. California**

**Game time: 7:30 p.m. PT**

**Venue: Pauley Pavilion presented by Wescom**

UCLA will face California on Saturday in the two programs' only regular-season meeting in 2022-23. Last year, the Bruins won a pair of regular-season contests (both in January of 2022). UCLA won at California, 60-52, on Jan. 8, 2022, before securing an 81-57 win in Los Angeles on Jan. 27, 2022. The Bruins have won their last 10 games against the Golden Bears, a streak that started on Jan. 5, 2017 (UCLA won in Los Angeles, 81-71). In all, UCLA has compiled an all-time record of 145-103 against California in a series that began in 1921. From 1921 through 1939, the Golden Bears registered a 42-7 record against UCLA. From 1940 through last season, the Bruins have gone 138-61. UCLA has won its last 10 meetings against Cal in Pauley Pavilion (the Bruins' loss to Cal in Feb. 2012 was played at the L.A. Sports Arena while Pauley Pavilion was undergoing an extensive renovation).

## UCLA'S TRIPLE-DOUBLE NOTES

The Bruins have four triple-doubles in their record book, including three since the assist became an official NCAA stat prior to the 1983-84 season. Most recently, Kyle Anderson had a triple-double as a sophomore in Nov. 2013.

PLAYER	DATE	OPPONENT	RESULT	PTS	RBS	AST	BLK
Kyle Anderson	11/22/2013	Morehead State	W, 81-70	13	12	11	3
Toby Bailey	12/18/1995	Stephen F. Austin	W, 109-88	23	10	10	1
Jelani McCoy	12/09/1995	Maryland	W, 73-63	15	10	0	11
Bill Walton	12/08/1973	SMU	W, 77-60	25	16	11	–

- As a freshman in 2018-19, Moses Brown finished with 23 points, 14 rebounds and eight blocks in UCLA's 95-58 victory against Saint Francis U (Nov. 16, 2018). He became UCLA's first player since Jerome Moiso (Jan. 22, 2000, versus Arizona State) to have recorded at least 20 points and five blocks in a game. The Bruins have not had any player with a triple-double of the point-rebound-block variety since Jelani McCoy on Dec. 9, 1995 (stats located above).

- In 2020-21, Chris Smith had 26 points, 12 rebounds and six assists in a triple-overtime victory over Pepperdine (Nov. 27, 2020). In 2017-18, Aaron Holiday came close to notching a triple-double with 23 points, nine assists and six rebounds in an 82-79 victory at home against USC (Feb. 3, 2018). Holiday also approached triple-double territory in a win at home against Stanford (March 8, 2018). Holiday totaled a career-high-tying 34 points, eight assists and seven rebounds.

## BRUINS IN THE CLASSROOM

Student-Athlete	Year	Hometown	Major
Dylan Andrews	FR	Gardena, Calif.	undeclared
Amari Bailey	FR	Chicago, Ill.	undeclared
Adem Bona	FR	Ebonyi, Nigeria	undeclared
Tyger Campbell	Rs. SR	Cedar Rapids, Iowa	history
Abramo Canka	FR	Genoa, Italy	undeclared
Jaylen Clark	JR	Riverside, Calif.	sociology
Logan Cremonesi	Rs. SO	Oceanside, Calif.	undeclared
Mac Etienne	Rs. FR	New York, N.Y.	undeclared
Jaime Jaquez Jr.	SR	Camarillo, Calif.	history
Evan Manjikian	FR	Glendale, Calif.	undeclared
Will McClendon	Rs. FR	Las Vegas, Nev.	undeclared
Kenneth Nwuba	Rs. SR	Lagos, Nigeria	African-American studies
Jack Seidler	FR	Marlboro, N.J.	undeclared
David Singleton	5th Yr. SR	Los Angeles, Calif.	sociology
Russell Stong *	5th Yr. SR	Northridge, Calif.	mechanical engineering / business economics

\* Russell Stong declared a double major, he's currently finishing requirements toward his business economics degree

## Looking at Free Throw Attempts

### Free Throw Shooting (Team)

**Shooting 100 Percent:** As a team, the Bruins shot 100 percent from the free throw line twice last season. UCLA shot 11-for-11 in a semifinal victory against USC at the Pac-12 Tournament on March 11. The Bruins were 5-for-5 in a 79-70 win at Stanford on Feb. 8. Previously, the Bruins had not missed a free throw since Feb. 18, 2017, when UCLA defeated USC (102-70) and was 8-for-8 at the free throw line in Pauley Pavilion.

**Fewest free throws:** For UCLA, the fewest free throw attempts in one game (since the early 1970s) has been four. Most recently, UCLA was 3-for-4 at the free throw stripe in a win at Utah on Feb. 25, 2021. In this season's first game, UCLA shot 2-for-5 at the line in a 76-50 win against Sacramento State in Pauley Pavilion (Nov. 7, 2022).

The fewest made free throws (for UCLA) has been one, since the early 1970s, and this has taken place in two games. Last season, UCLA shot 1-for-6 (FTs) in a victory over Bellarmine on Nov. 22, 2021. UCLA was 1-for-4 (FTs) in a loss to Kentucky in Chicago on Dec. 20, 2014, playing at the annual CBS Sports Classic.

**No free throws:** For the opposition, there have been two games since the early 1970s

in which UCLA's opponent hasn't attempted a free throw. Most recently, Utah didn't get to the line in UCLA's 76-61 win at the Jon M. Huntsman Center on Feb. 25, 2021. In addition, Delaware State did not shoot a free throw in UCLA's victory on Nov. 19, 2005, in Pauley Pavilion.

### Free Throw Shooting (UCLA Player)

**Shooting 100 Percent:** With a minimum of five made free throws, Jaime Jaquez Jr. (10-for-10) is the most recent UCLA player to have shot 100 percent at the line (with a minimum of five free throw attempts). Last season, Tyger Campbell (8-for-8) had a perfect free throw performance in the NCAA Tournament's second round against Saint Mary's (March 19). Jules Bernard went 7-for-7 at the line in two games (versus USC on Friday, March 11 and versus Arizona State on Monday, Feb. 21).

### UCLA, Perfect with Free Throws

*minimum of 10 or more free attempts going back through the 1997-98 basketball season*

Player	FTs	Date
Jaime Jaquez Jr.	10/10	12-30-2022 at Washington State
Jordan Adams	10/10	11-28-2013 vs. Nevada (Orleans Arena, in Las Vegas)

Jordan Adams	16/16	11-13-2012 vs. UC Irvine (in Pauley Pavilion)
Malcolm Lee	10/10	2-20-2011 at California
Darren Collison	13/13	1-26-2008 at Oregon State
Arron Afflalo	10/10	3-22-2007 vs. Pittsburgh (San Jose, Calif., Sweet 16)
Arron Afflalo	12/12	1-7-2006 at Arizona State
Jason Kapono	10/10	11-20-2001 vs. Ball State (at the Maui Invitational)
Jason Kapono	12/12	12-2-2000 vs. Georgia Tech (Wooden Classic, in Anaheim)

### Opponents, Perfect with Free Throws

*minimum of 10 or more free attempts going back through the 1997-98 basketball season*

Player	FTs	Date
Boogie Ellis	10/10	01-26-2023 USC (at the Galen Center)
Ethan Thompson	11/11	3-11-2021 Oregon State (at the Pac-12 Tournament)
Desure Buie	13/13	11-21-2019 Hofstra (in Pauley Pavilion)
Zeke Nnaji	10/10	2-8-2020 Arizona (in Tucson, Ariz.)

Shane Gatling	10/10	3-7-2019 Colorado (in Boulder, Colo.)
Joseph Young	10/10	1-30-2014 Oregon (in Eugene, Ore.)
Jabari Brown	10/10	12-7-2013 Missouri (in Columbia, Mo.)
Klay Thompson	12/12	12-29-2010 Washington State (in Pauley Pavilion)
Tyler Rochestie	10/10	2-21-2009 Washington State (in Pauley Pavilion)
Justin Dentmon	10/10	1-24-2009 Washington (in Seattle, Wash.)
Cedric Essola	10/10	11-29-2008 Florida International (in Pauley Pavilion)
Ryan Mendez	10/10	3-3-2001 Stanford (in Pauley Pavilion)
Justin Wessel	10/10	2-19-2000 Arizona (in Tucson, Ariz.)

## TRENDS AND RECORDS

- Under fourth-year head coach Mick Cronin, the Bruins have gone 25-12 in games decided by five points or fewer (includes all overtime games, regardless of score margin). UCLA has gone 2-1 in such situations this season. The previous breakdown by season includes a 7-3 record in 2019-20, a 12-4 record in 2020-21 and a 3-4 record last year. Through Coach Cronin's final three seasons at Cincinnati (2016-17 through 2018-19), his teams went 18-7 in those situations. From 2016-17 through the 2021-22 season, Coach Cronin's teams went 41-18 in such contests.

- Now in his fourth season at UCLA, Mick Cronin has led UCLA to a 78-6 record when holding the opposition to 70 or fewer points (includes 18-1 in 2019-20; 19-3 in 2020-21; 20-1 in 2021-22; 21-1 this season). Through his final three seasons as Cincinnati's head coach (2016-17 through 2018-19), his teams went 79-10 when holding the opposition to 70 or fewer points. Since the start of the 2016-17 season, his teams have gone 154-16 in such situations (through 230 games).

**65 POINTS, OR FEWER:** Fourth-year head coach Mick Cronin (2019-20 through 2022-23) has guided the Bruins to a 67-3 record when the Bruins have limited their opponent to 65 points or fewer. Last year, UCLA went 19-0 in those situations. In 2020-21, the Bruins went 15-1 and in 2019-20, UCLA went 16-1. This season, the Bruins are 18-1.

**FORCING TURNOVERS:** Midway through his fourth year at UCLA, Coach Cronin has guided the Bruins to a 43-6 record when UCLA has forced at least 15 turnovers by the opposition (10-2 mark last season, and 17-2 record this season).

## BRUINS IN THE NBA (FEBRUARY 2023)

Player	NBA Team	NBA Season	Years in NBA	Years at UCLA
Kyle Anderson	Minnesota Timberwolves	9th season	2015-2022	2013-2014
Lonzo Ball	Chicago Bulls	6th season	2018-2022	2017
Moses Brown	Los Angeles Clippers	4th season	2019-2022	2019
Aaron Holiday	Atlanta Hawks	5th season	2019-2022	2016-2018
Jrue Holiday	Milwaukee Bucks	14th season	2010-2022	2009
Johnny Juzang	Utah Jazz	Rookie	Rookie	2021-2022
Zach LaVine	Chicago Bulls	9th season	2015-2022	2014
Kevon Looney	Golden State Warriors	8th season	2016-2022	2015
Kevin Love	Cleveland Cavaliers	15th season	2009-2022	2008
Norman Powell	Los Angeles Clippers	8th season	2016-2022	2012-2015
Peyton Watson	Denver Nuggets	Rookie	Rookie	2022
Russell Westbrook	Utah Jazz	15th season	2009-2022	2007-2008

- Since 1948, UCLA has produced the second-most NBA draft selections (122) ... Kentucky tops that list with 138 ... trailing Kentucky and UCLA are North Carolina (116) and Duke (106) ... during the 2022-23 NBA season, UCLA has seen 10 former players in action (Johnny Juzang is on a two-way contract with Utah, and Lonzo Ball has been injured).

## COMEBACKS AND DEFICITS

### UCLA's comebacks, this season

Trailed Colorado by 9 points (44-35) with 10:15 to play, second half	UCLA won, 68-54	Jan. 14, 2023
Trailed Wash. St. by 12 points (35-23) with 2:00 to play, first half	UCLA won, 67-66	Dec. 30, 2022

### Opponents' comebacks, this season

USC trailed by 13 (40-27) with 17:45 to play, second half	USC won, 77-64	Jan. 26, 2023
Illinois trailed by 15 points (44-29) with 17:50 to play, second half	Illinois won, 79-70	Nov. 18, 2022

### UCLA's comebacks in 2021-22

Trailed Villanova by 10 points (60-50) with 9:20 to play, second half	UCLA won, 86-77 (OT)	Nov. 12, 2021
Trailed Akron by 7 points (49-42) with 5:30 to play, second half	UCLA won, 57-53	March 17, 2022

### Opponents' comebacks in 2021-22

Oregon trailed by 9 points (35-26) with 0:47 to play, first half	Oregon won, 84-81 (OT)	Jan. 13, 2022
Arizona trailed by 12 points (53-41) with 17:17 to play, second half	Arizona won, 84-76	March 12, 2022
North Carolina trailed by 8 points (24-16) with 7:45 to play, first half	UNC won, 73-66	March 25, 2022

### UCLA's comebacks in 2020-21

Trailed Michigan State by 14 points (40-26) with 2:38 to play, first half	UCLA won, 86-80 (OT)	March 18, 2021
Trailed Washington by 12 points (39-27) with 1:25 to play, first half	UCLA won, 81-76	Jan. 16, 2021
Trailed Utah by 12 points (16-4) with 15:41 to play, first half	UCLA won, 72-70	Dec. 31, 2020

### Opponents' comebacks in 2020-21

Oregon State trailed by 16 points (32-16) with 2:00 to play, first half	OSU won, 83-79 (OT)	March 11, 2021
USC trailed by 11 points (36-25) at halftime	USC won, 64-63	March 6, 2021
Oregon trailed by 9 points (58-49) with 11:56 to play, second half	Oregon won, 82-74	March 3, 2021

### UCLA's comebacks in 2019-20

Trailed Washington St. by 12 points (58-30) with 13:40 to play, second half	UCLA won in OT, 86-83	Feb. 13, 2020
Trailed Washington by 12 points (39-27) with 18:25 to play, second half	UCLA won, 67-57	Feb. 15, 2020

### Opponents' comebacks in 2019-20

Hofstra trailed by 13 points (32-19) with 8:13 to play, first half	Hofstra won, 88-78	Nov. 21, 2019
Washington State trailed by 11 (50-39) with 13:30 to play, second half	WSU won in OT, 79-71	Jan. 4, 2020

### UCLA's comebacks in 2018-19

Trailed Oregon by 19 points (47-28) with 19 minutes left, second half	UCLA won, 90-83	Feb. 23, 2019
Trailed at Oregon by 17 points (65-48) with 6:53 to go, second half	UCLA won in OT, 87-84	Jan. 10, 2019
Trailed at California by 11 points (38-25) with 19:07 left, second half	UCLA won in OT, 75-67	Feb. 13, 2019

### Opponents' comebacks in 2018-19

Utah trailed UCLA by 22 points (69-47) with 12:10 remaining, second half	Utah won, 93-92	Feb. 9, 2019
Belmont trailed UCLA by 12 points (57-45) with 15:02 to play, second half	Belmont won, 74-72	Dec. 15, 2018

## UCLA IN OVERTIME

The Bruins have gone 9-6 in their last 15 overtime contests. UCLA went 1-2 in overtime last season and went 4-3 in overtime games in 2020-21. Three of the Bruins' six NCAA Tournament games in 2021 advanced into overtime (2-1 record in those three NCAA Tournament games).

## HEADED TO DOUBLE OVERTIME

The Bruins lost, 87-84, in triple overtime at Arizona State on Feb. 5, 2022. That marked the Bruins' second triple overtime contest in as many seasons (UCLA defeated Pepperdine, 107-98, at San Diego State in triple overtime on Nov. 27, 2020).

The list of games below includes UCLA's overtime results since the start of the 1985-86 season.

Date	Opponent	W/L	Score
02/05/22	Arizona State	L	84-87 A 3-OT
01/13/22	Oregon	L	81-84 H 1-OT
11/12/21	Villanova	W	86-77 H 1-OT
04/03/21	Gonzaga	L	90-93 N 1-OT
03/28/21	Alabama	W	88-78 N 1-OT
03/18/21	Michigan State	W	86-80 N 1-OT
03/11/21	Oregon State	L	79-83 N 1-OT
01/23/21	Stanford	L	72-73 A 1-OT
01/07/21	Arizona State	W	81-75 A 1-OT
11/27/20	Pepperdine	W	107-98 N 3-OT
02/13/20	Washington State	W	86-83 H 1-OT
01/04/20	Washington State	L	71-79 A 1-OT
02/28/19	USC	W	93-88 H 1-OT
02/13/19	California	W	75-67 A 1-OT
01/10/19	Oregon	W	87-84 A 1-OT
03/09/18	Arizona	L	67-78 N 1-OT
02/17/18	Oregon	W	86-78 H 1-OT
01/04/18	Stanford	L	99-107 A 2-OT
12/09/17	Michigan	L	69-78 A 1-OT
11/15/17	Central Arkansas	W	106-101 H 1-OT
01/01/16	Washington	L	93-96 A 2-OT
11/13/15	Monmouth	L	81-84 H 1-OT
01/08/15	Stanford	W	86-81 H 2-OT
02/27/14	Oregon	L	83-87 H 2-OT
02/27/13	Arizona State	W	79-74 H 1-OT
01/30/13	USC	L	71-75 H 1-OT
12/28/12	Missouri	W	97-94 H 1-OT
11/13/12	UC Irvine	W	80-79 H 1-OT
03/05/11	Washington State	W	58-54 A 1-OT
02/20/11	California	L	72-76 A 1-OT
01/29/11	Arizona State	W	73-72 A 1-OT
01/28/10	Oregon	L	66-71 A 1-OT
01/06/10	California	W	76-75 A 1-OT
11/16/09	Cal State Fullerton	L	65-68 H 2-OT
01/17/09	Arizona State	L	58-61 H 1-OT
03/06/08	Stanford	W	77-67 H 1-OT
03/08/07	California	L	69-76 N 1-OT
03/02/06	California	W	67-58 A 1-OT
02/03/05	Washington State	W	58-56 A 1-OT
01/06/05	Washington State	W	80-77 H 2-OT
02/25/04	USC	L	77-78 A 1-OT
02/12/04	Arizona State	L	62-74 A 1-OT
01/10/04	Washington	W	86-84 A 1-OT
12/13/03	Loyola Marymount	W	69-66 H 1-OT
03/13/03	Arizona	W	96-89 N 1-OT
02/20/03	California	W	76-75 H 1-OT
01/30/03	Oregon	L	91-96 H 1-OT
11/26/02	San Diego	L	81-86 H 1-OT
03/17/02	Cincinnati	W	105-101 N 2-OT
02/24/01	Oregon State	W	68-65 A 1-OT
02/15/01	Arizona	W	79-77 H 1-OT
11/10/00	Kentucky	W	97-92 N 1-OT
03/04/00	Stanford	W	94-93 A 1-OT
12/23/99	South Florida	W	103-98 N 1-OT
01/04/99	Arizona State	W	88-85 H 1-OT
02/18/98	USC	W	82-75 A 1-OT
03/20/97	Iowa State	W	74-73 N 1-OT
01/30/97	Oregon	L	85-87 A 1-OT
01/18/97	Arizona	W	84-78 H 1-OT
11/20/96	Tulsa	L	76-77 H 1-OT
03/07/96	Washington	W	91-88 H 1-OT
01/04/96	Washington State	W	78-73 A 1-OT
02/16/95	Arizona State	W	82-77 H 1-OT
03/21/93	Michigan	L	84-86 N 1-OT
01/18/92	Oregon State	W	87-81 H 1-OT
02/10/91	Arizona	L	94-105 H 1-OT
01/24/91	Oregon State	L	96-97 A 2-OT
02/20/88	Arizona	L	76-78 H 1-OT
12/23/87	Stanford	L	110-116 A 2-OT
01/18/87	Oregon State	W	69-67 H 1-OT
02/15/86	Arizona State	L	73-74 A 1-OT
02/06/86	Washington	W	94-89 H 1-OT
01/11/86	Washington State	W	81-80 A 2-OT

## AGAINST TOP-RANKED OPPONENTS

UCLA has 10 wins over top-10 teams since the start of the 2015-16 season. The Bruins have won eight of their last 16 games against top-five ranked teams. The Bruins last faced a team ranked among the AP "top 10" on Nov. 20, 2022.

### The last time that UCLA ...

Faced a top-10 team:	vs. No. 5 Baylor	L, 80-75	Nov. 20, 2022
Faced a top-10 team at home:	vs. No. 3 Arizona	W, 75-59	Jan. 25, 2022
Faced a top-10 team in a true road game:	at No. 7 Arizona	L, 76-66	Feb. 3, 2022
Defeated a top-10 team:	vs. No. 3 Arizona	W, 75-59	Jan. 25, 2022
Defeated a top-10 team in a true road game:	at No. 4 Arizona	W, 77-72	Feb. 25, 2017
Faced a top-10 non-conference team:	vs. No. 5 Baylor	L, 80-75	Nov. 20, 2022
Faced a top-10 non-conference team at home:	vs. No. 4 Villanova	W, 86-77	Nov. 12, 2021
Defeated a top-10 non-conference team:	vs. No. 4 Villanova	W, 86-77	Nov. 12, 2021
Defeated a top-10 non-conference team at home:	vs. No. 4 Villanova	W, 86-77	Nov. 12, 2021
Defeated a top-10 non-conference team (road/neutral):	vs. No. 4 Michigan	W, 51-49	March 30, 2021

## AGAINST NUMBER ONE

Since the start of the 2015-16 season, UCLA has gone 2-5 against the No. 1-ranked team (ranked in that week's AP poll). Most recently, UCLA lost in a neutral-site contest to No. 1 Gonzaga, 83-63 (in Las Vegas, on Nov. 23, 2021). Six seasons ago, the Bruins defeated No. 1 Kentucky (Dec. 3, 2016) in their first trip to Rupp Arena. Other recent meetings against the nation's No. 1-ranked team have occurred in April 2021 (vs. Gonzaga), Dec. 2015 (vs. Kentucky), in Dec. 2014 (vs. Kentucky), and in March 2014 (vs. Florida). UCLA has gone 12-24 all-time against the AP's No. 1-ranked team.

The Last Time ...	Date	Result	Score	Opponent	Venue
Played No. 1 team	11/23/2021	L	83-63	Gonzaga	T-Mobile Arena
Defeated No. 1 team	12/03/2016	W	97-92	Kentucky	Rupp Arena
Defeated No. 1 team at home	12/03/2015	W	87-77	Kentucky	Pauley Pavilion
Defeated No. 1 team on road	12/03/2016	W	97-92	Kentucky	Rupp Arena

## UCLA VERSUS AP RANKED TEAMS

Year	Record vs. Ranked Team	Games
2016-17	4-4	8
2017-18	2-2	4
2018-19	0-3	3
2019-20	3-2	5
2020-21	3-2	5
2021-22	5-4	9
2022-23	2-3	5

### Under Coach Cronin (Last 4 Seasons): 13-11

- Kentucky was ranked No. 1 in the AP and USA Today Coaches polls when UCLA faced them in Dec. 2014, Dec. 2015 and Dec. 2016. UCLA's win at Rupp Arena on Dec. 3, 2016 marked the Bruins' first victory on the road at a No. 1-ranked team since Feb. 3, 2001 (when UCLA knocked off Stanford, 79-73). UCLA had not played a road game at the nation's No. 1-ranked team since Feb. 13, 2003.

- The Bruins' victory at Kentucky on Dec. 3, 2016 marked the program's first victory in a true road game against the nation's No. 1 team since Feb. 3, 2001, when UCLA knocked off Stanford, 79-73, in Maples Pavilion. Since the start of the 1999-2000 season, UCLA has gone 6-9 against the No. 1-ranked team.

## UCLA vs. RANKED TEAMS SINCE 2002-03 (AP POLL)

DATE	TEAM	Score	Opp.	UCLA
01/21/23	Arizona	L	52-58	11 5
12/17/22	Kentucky	W	63-53	13 16
12/14/22	Maryland	W	87-60	20 16
11/20/22	Baylor	L	75-80	5 8
11/18/22	Illinois	L	70-79	19 8
03/19/22	Saint Mary's	W	72-56	18 11
03/12/22	Arizona	L	76-84	2 13
03/11/22	USC	W	69-59	21 13
03/05/22	USC	W	75-68	16 17
02/12/22	USC	L	64-67	21 12
02/03/22	Arizona	L	66-76	7 3
01/25/22	Arizona	W	75-59	3 7
11/23/21	Gonzaga	L	63-83	1 2
11/12/21	Villanova	W (OT)	86-77	4 2
04/03/21	Gonzaga	L (OT)	90-93	1 --
03/30/21	Michigan	W	51-49	4 --
03/28/21	Alabama	W (OT)	88-78	5 --
03/20/21	BYU	W	73-62	23 --
12/19/20	Ohio State	L	70-77	20 --
02/22/20	Colorado	W	70-63	18 --
02/08/20	Arizona	W	65-52	23 --
01/30/20	Colorado	W	72-68	20 --
01/26/20	Oregon	L	75-96	12 --
11/27/19	Michigan State	L	62-75	3 --
12/22/18	Ohio State	L	66-80	15 --
11/23/18	North Carolina	L	78-94	7 17
11/22/18	Michigan State	L	67-87	11 17
03/09/18	Arizona	L (OT)	67-78	15 --
02/08/18	Arizona	W	82-74	13 --
12/23/17	Kentucky	W	83-75	7 --
12/16/17	Cincinnati	L	63-77	25 --
03/24/17	Kentucky	L	75-86	5 8
03/19/17	Cincinnati	W	79-67	18 8
03/10/17	Arizona	L	75-86	7 3
02/25/17	Arizona	W	77-72	4 5
02/09/17	Oregon	W	82-79	5 10
01/21/17	Arizona	L	85-96	14 3
12/28/16	Oregon	L	87-89	21 2
12/03/16	Kentucky	W	97-92	1 11
03/02/16	Oregon	L	68-76	9 --
02/12/16	Arizona	L	75-81	17 --
01/07/16	Arizona	W	87-84	7 --
12/19/15	North Carolina	L	76-89	11 22
12/12/15	Gonzaga	W	71-66	20 --
12/03/15	Kentucky	W	87-77	1 --

DATE	TEAM	Score	Opp.	UCLA
11/24/15	Kansas	L	73-92	5 --
03/27/15	Gonzaga	L	62-74	7 --
03/19/15	SMU	W	60-59	20 --
03/13/15	Arizona	L	64-70	5 --
02/21/15	Arizona	L	47-57	7 --
01/29/15	Utah	W	69-59	11 --
01/04/15	Utah	L	39-71	10 --
12/20/14	Kentucky	L	44-83	1 --
12/13/14	Gonzaga	L	74-87	9 --
11/27/14	North Carolina	L	56-78	5 22
03/27/14	Florida	L	68-79	1 20
03/15/14	Arizona	W	75-71	4 --
01/16/14	Colorado	W	69-56	21 25
01/09/14	Arizona	L	75-79	1 --
12/19/13	Duke	L	63-80	8 --
03/15/13	Arizona	W	66-64	18 24
03/02/13	Arizona	W	74-69	11 --
01/24/13	Arizona	W	84-73	6 --
01/19/13	Oregon	L	67-76	21 24
12/28/12	Missouri	W (OT)	97-94	7 --
12/01/12	San Diego State	L	69-78	23 24
11/23/11	Michigan	L	63-79	15 --
11/22/11	Kansas	L	56-72	14 --
03/19/11	Florida	L	65-73	15 --
02/26/11	Arizona	W	71-49	10 --
12/18/10	BYU	W	86-79	16 --
12/02/10	Kansas	L	76-77	4 --
11/24/10	Villanova	L	70-82	7 --
12/06/09	Kansas	L	61-73	1 --
11/27/09	Butler	L	67-69	12 --
03/21/09	Villanova	L	69-89	11 18
02/19/09	Washington	W	85-76	22 20
02/12/09	Arizona State	L	67-74	18 11
01/17/09	Arizona State	L (OT)	58-61	16 9
12/04/08	Texas	L	64-68	8 12
04/05/08	Memphis	L	63-78	2 3
03/29/08	Xavier	W	76-57	12 3
03/15/08	Stanford	W	67-64	11 3
03/06/08	Stanford	W (OT)	77-67	7 3
02/07/08	Washington St.	W	67-59	17 5
01/12/08	Washington St.	W	81-74	4 5
01/03/08	Stanford	W	76-67	20 5
12/02/07	Texas	L	61-63	8 2
11/20/07	Michigan State	W	68-63	10 2
03/31/07	Florida	L	66-76	3 7

DATE	TEAM	Score	Opp.	UCLA
03/24/07	Kansas	W	68-55	2 7
03/22/07	Pittsburgh	W	64-55	10 7
03/01/07	Washington St.	W	53-45	13 2
02/17/07	Arizona	W	81-66	19 5
02/07/07	USC	W	70-65	19 2
02/01/07	Oregon	W	69-57	9 5
01/20/07	Arizona	W	73-69	11 3
01/06/07	Oregon	L	66-68	16 1
12/31/06	Washington	W	96-74	13 1
12/09/06	Texas A&M	W	65-62	6 1
11/22/06	Georgia Tech	W	88-73	19 5
11/21/06	Kentucky	W	73-68	20 5
04/03/06	Florida	L	57-73	10 7
04/01/06	LSU	W	59-45	19 7
03/25/06	Memphis	W	50-45	4 7
03/23/06	Gonzaga	W	73-71	5 7
02/11/06	Washington	L	67-70	21 13
01/21/06	West Virginia	L	56-60	12 18
01/14/06	Washington	L	65-69	13 11
01/05/06	Arizona	W	85-79	21 17
12/10/05	Nevada	W	67-56	17 16
11/23/05	Memphis	L	80-88	11 16
03/17/05	Texas Tech	L	66-78	24 --
02/12/05	Arizona	L	73-83	12 --
02/05/05	Washington	L	70-82	13 --
01/15/05	Arizona	L	73-76	17 --
01/08/05	Washington	W	95-86	12 --
12/21/04	Michigan State	L	64-76	23 --
02/21/04	Stanford	L	60-73	1 --
02/14/04	Arizona	L	83-107	16 --
01/22/04	Stanford	L	52-67	2 --
01/17/04	Arizona	L	72-97	7 --
12/06/03	Kentucky	L	50-52	9 --
03/13/03	Arizona	L (OT)	89-96	1 --
02/22/03	Stanford	L	84-93	21 --
02/20/03	California	W (OT)	76-75	18 --
02/13/03	Arizona	L	70-106	1 --
01/30/03	Oregon	L (OT)	91-96	22 --
01/25/03	California	L	69-80	25 --
01/18/03	Arizona	L	52-87	2 --
12/21/02	Kansas	L	70-87	19 --
11/30/02	Duke	L	73-84	4 --



## HEAD COACH MICK CRONIN – YEAR-BY-YEAR SUMMARY

Year	School	Record	Pct.	League	Pct.	Finish	Postseason
2003-04	Murray State	28-6	.824	14-2	.875	2nd	NCAA First Round (0-1)
2004-05	Murray State	17-11	.607	11-5	.688	t-2nd	–
2005-06	Murray State	24-7	.774	17-3	.850	1st	NCAA First Round (0-1)
2006-07	Cincinnati	11-19	.367	2-14	.125	16th	–
2007-08	Cincinnati	13-19	.406	8-10	.444	10th	CBI Tournament First Round (0-1)
2008-09	Cincinnati	18-14	.563	8-10	.444	9th	–
2009-10	Cincinnati	19-16	.543	7-11	.389	11th	NIT Second Round (1-1)
2010-11	Cincinnati	26-9	.743	11-7	.611	t-6th	NCAA Second Round (1-1)
2011-12	Cincinnati	26-11	.703	12-6	.667	t-4th	NCAA Sweet 16 (2-1)
2012-13	Cincinnati	22-12	.647	9-9	.500	t-9th	NCAA First Round (0-1)
2013-14	Cincinnati	27-7	.794	15-3	.833	t-1st	NCAA First Round (0-1)
2014-15	Cincinnati	23-11	.676	13-5	.722	t-3rd	NCAA Second Round (1-1)
2015-16	Cincinnati	22-11	.667	12-6	.667	t-3rd	NCAA First Round (0-1)
2016-17	Cincinnati	30-6	.833	16-2	.889	2nd	NCAA Second Round (1-1)
2017-18	Cincinnati	31-5	.861	16-2	.889	1st	NCAA Second Round (1-1)
2018-19	Cincinnati	28-7	.800	14-4	.778	2nd	NCAA First Round (0-1)
2019-20	UCLA	19-12	.613	12-6	.667	2nd	–
2020-21	UCLA	22-10	.688	13-6	.684	4th	NCAA Final Four (5-1)
2021-22	UCLA	27-8	.771	15-5	.750	2nd	NCAA Sweet 16 (2-1)
2022-23	UCLA	21-4	.840	12-2	.857	–	–
<b>3 seasons at Murray State</b>		<b>69-24</b>	<b>.742</b>	<b>43-10</b>	<b>.808</b>	<b>–</b>	<b>2 NCAA Tournaments</b>
<b>13 seasons at Cincinnati</b>		<b>296-147</b>	<b>.668</b>	<b>144-89</b>	<b>.616</b>	<b>–</b>	<b>9 NCAA Tournaments</b>
<b>4th season at UCLA</b>		<b>89-34</b>	<b>.724</b>	<b>52-19</b>	<b>.732</b>	<b>–</b>	<b>2 NCAA Tournaments</b>
<b>20th season OVERALL</b>		<b>454-205</b>	<b>.689</b>	<b>239-118</b>	<b>.669</b>	<b>–</b>	<b>13 NCAA Tournaments</b>

### NOTES ON MICK CRONIN

- Midway through his fourth season as UCLA's head coach ... in total, this is his 20th year as a college head coach ... led UCLA to the NCAA Tournament in 2021 and 2022 ... prior to UCLA, spent 13 seasons at Cincinnati, where he guided the Bearcats to each of the previous nine NCAA Tournaments ... through 19 previous seasons as head coach, he has led his teams to 13 NCAA Tournament berths.
- Coached in the Big East Conference during his first seven seasons at Cincinnati, a league that had either 15 or 16 teams during that span ... Cincinnati moved to the American Athletic Conference prior to the 2013-14 school year ... the Pac-12 Conference is the fourth league in which Cronin has served as a head coach.
- One of four active head coaches to have led his teams to the past 11 NCAA Tournaments (including the 2022 NCAA Tournament) ... the other three active head coaches on that list include Mark Few (Gonzaga), Tom Izzo (Michigan State), and Bill Self (Kansas).

### Mick Cronin's Career Records vs. Opponents

Abilene Christian	1-0	Florida A&M	1-0	Norfolk State	2-0	St. Joseph's	0-1
Akron	1-0	Florida State	1-1	North Carolina	0-3	St. John's	5-6
Alabama	2-0	George Mason	1-0	North Carolina A&T	1-0	St. Mary's	1-1
Alabama State	2-0	George Washington	1-0	North Carolina Central	3-0	Stanford	3-2
Albany	1-0	Georgetown	6-6	North Florida	1-0	Stony Brook	1-0
Arizona	5-3	Georgetown College	1-0	North Kentucky	1-0	Syracuse	2-6
Arizona State	5-2	Georgia	1-0	Northwestern State	1-0	TCU	1-0
Arkansas Little Rock	1-0	Georgia Southern	1-0	Notre Dame	3-8	Temple	9-3
Arkansas Pine Bluff	5-0	Georgia State	1-0	Oakland	1-0	Tennessee	0-1
Arkansas Tech	1-0	Gonzaga	0-3	Ohio	0-1	Tennessee State	5-1
Appalachian State	1-0	Harvard	0-1	Ohio State	0-4	Tennessee-Martin	9-0
Austin Peay	4-1	High Point	1-0	Oklahoma	2-0	Tennessee Tech	3-2
Baylor	0-1	Hofstra	0-1	Oregon	3-4	Texas	1-0
Bellarmine	2-0	Houston	10-4	Oregon State	5-1	Texas A&M Corpus Christi	1-1
Belmont	0-1	Howard	1-0	Penn State	1-0	Texas San Antonio	2-0
Bowling Green	2-1	Illinois	0-2	Pepperdine	2-0	Texas Southern	3-0
Bradley	0-1	Illinois-Chicago	1-0	Pittsburgh	4-8	Toledo	2-0
Brown	1-0	Illinois State	0-1	Prairie View A&M	1-0	Tulane	6-1
Buffalo	1-0	Iowa	0-1	Presbyterian	0-1	Tulsa	8-1
Butler	0-2	Iowa State	2-1	Providence	4-5	UAB	1-4
BYU	1-1	Jacksonville State	6-0	Purdue	1-0	UC Davis	2-0
Cal State Bakersfield	2-0	Kansas State	1-0	Purdue Fort Wayne	1-0	UCLA	2-1
Cal State Fullerton	0-1	Kennesaw State	1-0	Radford	1-0	UC Santa Barbara	1-0
California	5-0	Kentucky	1-1	Rhode Island	0-1	UMass Lowell	1-0
Campbell	2-0	Lipscomb	2-0	Rice	2-0	UNLV	4-0
Campbellsville	1-0	Long Beach State	4-0	Richmond	1-0	USC	3-6
Central Florida	10-2	Louisville	5-7	Robert Morris	1-0	Utah	6-0
Central Michigan	1-0	Marquette	5-4	Rutgers	9-3	Utah Valley	1-0
Chaminade	1-0	Marshall	2-1	Sacramento State	1-0	Vanderbilt	1-0
Charleston Southern	1-0	Maryland	2-0	Samford	3-3	VCU	1-1
Chicago State	3-0	Maryland Eastern Shore	1-0	San Diego	1-0	Villanova	5-4
Cincinnati	0-1	Memphis	10-5	San Diego State	1-1	Wagner	2-0
Cleveland State	1-0	Miami (Ohio)	5-0	San Jose State	1-0	Washington	8-0
Coastal Carolina	2-0	Michigan	1-0	Savannah State	2-0	Washington State	6-2
Colorado	4-1	Michigan State	1-1	Seattle	1-0	Weber State	1-0
Connecticut	15-11	Middle Tennessee	2-0	Seton Hall	4-3	West Florida	1-0
Coppin State	1-0	Milwaukee	1-0	SIU Edwardsville	2-0	West Virginia	3-5
Creighton	0-1	Mississippi	1-1	SMU	11-4	Western Carolina	3-0
Dayton	1-1	Mississippi State	2-1	South Carolina State	1-0	Western Illinois	1-0
Delaware State	2-0	Mississippi Valley State	1-0	South Carolina Upstate	2-0	Western Kentucky	1-1
Denver	2-0	Missouri	1-1	South Dakota	1-0	Western Michigan	1-0
DePaul	6-3	Morehead State	8-0	South Florida	14-4	Wichita State	4-1
East Carolina	5-2	Morgan State	1-0	Southeast Missouri	5-2	Winthrop	1-0
Eastern Illinois	6-1	Mount St. Mary's	1-0	Southeastern Louisiana	1-0	Wright State	3-0
Eastern Kentucky	6-1	N.C. State	3-1	Southern Illinois	1-2	Wofford	0-1
Fairfield	1-0	Nebraska	2-1	Southern Mississippi	1-0	Wyoming	1-0
Fairleigh Dickinson	1-0	Nevada	0-1	Southern Utah	1-0	Xavier	5-8
Florida	0-1	New Mexico	0-2	St. Francis (Pa.)	2-0		

## MICK CRONIN

### The Michael Price Family UCLA Men's Head Basketball Coach



**Record at UCLA**  
89-34 (4th season)

**Overall Record**  
454-205 (20th season)

Mick Cronin has entered his fourth season as UCLA's head coach, having been named the 14th head coach in the history of the Bruins' basketball program on April 9, 2019. Cronin arrived in Westwood after spending the previous 13 seasons as head coach at his alma mater, the University of Cincinnati. He served as the head coach at Murray State for three seasons, prior to taking the head coaching position at Cincinnati.

Cronin has led his teams to the NCAA Tournament 13 times (including 2022). He made his first-ever trip to the NCAA Final Four in 2021, with UCLA, as the Bruins defeated No. 1-seed Michigan, 51-49, on March 30, 2021, advancing to the NCAA Final Four in Indianapolis.

Cronin was named the 2020 Pac-12 Conference Coach of the Year, marking the third conference in which he secured "Coach of the Year" acclaim. He was named the American Athletic Conference's Coach of the Year (AAC) in 2014, while at Cincinnati. In addition, he was named the Ohio Valley Conference Coach of the Year (OVC) in 2006, his third and final season at that program. In addition, Cronin was honored as the Sporting News National Coach of the Year in 2018, having led Cincinnati to a 31-5 overall record that season.

Cronin entered the 2022-23 season with the most head coaching victories at the NCAA Division I level (433) among active head coaches, age 51 years old or younger (Cronin turned 51 in the summer of 2022).

In 2020-21, Cronin guided the Bruins to a 22-10 overall record. UCLA won five consecutive games over a 13-day span during the NCAA Tournament, advancing to the NCAA Final Four for the first time since 2008. UCLA had entered the NCAA Tournament in 2021 as a "First Four" team, becoming the second team ever to advance from the First Four to the Final Four. The NCAA Tournament began using a 68-team field (with the First Four) in 2011.

During his first season in Westwood (2019-20), Cronin led the Bruins to a 19-12 record and a 12-6 mark in the Pac-12 Conference. That marked UCLA's highest finish in the Pac-12 regular-season standings since finishing in second place in 2013-14. The Bruins went 8-9 to open the season before winning 11 of their final 14 games.

Before he became UCLA's head coach, Cronin led Cincinnati to consecutive NCAA Tournaments the previous nine years. He guided Cincinnati to a pair of back-to-back 30-plus win seasons in 2017 and 2018, and coached the Bearcats to the American Athletic Conference (AAC) Tournament title in 2018 and 2019.

### PRIOR TO BECOMING A HEAD COACH

Cronin became a head coach at Murray State (Murray, Kentucky) at the age of 32, prior to the 2003-04 school year. The son of longtime high school coach Hep Cronin, Mick Cronin served as an assistant varsity coach and head junior varsity coach at Woodward High School while he was completing his undergraduate studies at Cincinnati. He served as the video coordinator and later as an assistant coach for head coach Bob Huggins at Cincinnati (assistant coach from 1997 through 2001). He joined the coaching staff at Louisville prior to the 2001-02 school year, serving as the program's associate head coach for Rick Pitino. After two seasons on the staff at Louisville, Cronin became the head coach at Murray State. In three seasons at Murray State, Cronin led the Racers to a pair of NCAA Tournament appearances and a combined record of 69-24. Cronin compiled a 42-10 record in the Ohio Valley Conference during his three seasons at Murray State.

## ABOUT UCLA's COACHING STAFF



### DARREN SAVINO

**Associate Head Coach, 4th season**  
**Alma Mater: Jersey City College '16**

- Currently in his fourth season as the associate head coach at UCLA ... prior to coaching at UCLA, he served as an assistant coach at Cincinnati (working alongside head coach Mick Cronin) ... helped guide Cincinnati to a record of 235-79 through nine seasons.
- Has helped the Bruins compile a 68-30 overall record the past three seasons (2019-20 through 2021-22) ... UCLA advanced to the NCAA Final Four in 2021, recording five consecutive victories over a 13-day span.

• Coached Cincinnati's program to nine consecutive NCAA Tournament appearances from 2011 through 2019 ... in his final season with the Bearcats, Cincinnati went 28-7 and won the American Athletic Conference Tournament title ... Coach Savino was elevated to the role of associate head coach at Cincinnati in April 2018.

• Through the final three seasons at Cincinnati, helped the Bearcats' program to an 89-18 record, including consecutive American Athletic Conference Tournament championships in 2018 and 2019.

• In addition to coaching at Cincinnati, Coach Savino's previous coaching roles have included stints at Rutgers, Murray State (alongside head coach Mick Cronin), Quinnipiac, East Carolina and St. John's.

• Grew up in New Jersey, where he played at St. Anthony High School for legendary head coach Bob Hurley, Sr. ... played college basketball in the early 1990s at Jersey City College, competing for the team that advanced to the 1992 NCAA Division III Final Four ... while in high school, teamed with Bobby Hurley and Roderick Rhodes to win the USA Today national championship during his senior season ... began his coaching career as a junior varsity and assistant varsity coach at Marist High School (Bayonne, N.J.).



### ROD PALMER

**Assistant Coach, 4th season**  
**Alma Mater: UC Irvine '90**

- Currently in his fourth season at UCLA as an assistant coach ... has coached in the Southern California region for 29 years ... prior to joining UCLA, he was an assistant coach at San Diego State in 2018-19 and for the previous 11 seasons at Long Beach State.
- Helped the Bruins compile a 68-30 overall record over the past three seasons (2019-20 through 2021-22) ... UCLA advanced to the NCAA Final Four in 2021, recording five consecutive victories over a 13-day span.

• Served as an assistant coach at Long Beach State for 11 seasons (from 2007-08 through 2017-18) ... helped Long Beach State advance to the NCAA Tournament in 2012 and guided the program to Big West Conference crowns in 2011, 2012 and 2013.

• Through 11 seasons with Long Beach State, Palmer helped guide the program to a combined Big West record of 114-64, registering a winning percentage of .640 ... several of the most notable student-athletes who Palmer recruited and coached included James Ennis, Casper Ware, Mike Caffey, Justin Bibbins and Larry Anderson.

• Prior to his time at Long Beach State, spent 14 seasons as a high school coach in Los Angeles ... was the head coach at Centennial High School (Compton) from 2000-07 and at Compton High School from 1993-00 ... his teams at Centennial won the CIF Division III Southern Regional title in 2002 and 2004, while his 2006 squad captured the CIF Division III-A Championship.

• Attended Dominguez High School and spent his first two years of college playing basketball at UCLA (1985-86, 1986-87) ... transferred to UC Irvine after his sophomore season, where he graduated in 1990.



### IVO SIMOVIC

**Assistant Coach, 1st season**  
**Alma Mater: Union University (Serbia) '13**

- Has entered his first season as an assistant coach at UCLA ... joined the Bruins' program in June of 2022 ... served as an assistant coach at Loyola University Maryland the previous four seasons.

• Ivo Simovic (pronounced EE-voh SIM-oh-vitch) has brought a veteran coaching pedigree to Westwood, as he has experience in college, European and NBA circles ... grew up in Belgrade, Serbia ... has coached at Loyola University Maryland, the University of North Carolina at Charlotte and the University of Hartford.

• While coaching at Loyola University Maryland, he was instrumental in the recruitment and development of a pair of Patriot League All-Rookie Team selections from Spain – Santi Aldama and Golden Dike ... in 2021-22, Loyola produced a first-team All-Patriot League honoree in Cam Spencer (finished the season as the conference's top scorer and leader in steals per game).

• Simovic's most notable international experience included stops in Spain and in his native country of Serbia ... head coach and sports director for CB Espacio Torrelodones near Madrid, Spain ... helped the organization attract some of the top Spanish talent during an eight-year run with the program. ... served as the Torrelodones' head coach in Liga EBA from 2007-09 before becoming the general manager and head coach of the organization's U-18 and U-20 teams.

• During his final years in Spain, he served as an international scout for the San Antonio Spurs ... was an assistant coach for the organization's NBA Summer League team in Las Vegas in 2013 and 2014 ... he received an NBA championship ring with San Antonio in 2014 after the organization defeated the Miami Heat in the NBA Finals.

• Spent the first seven years of his professional career as the head coach and recruiting coordinator for the Red Star in Belgrade (Serbia) ... the team is formally known as Crvena zvezda ... Red Star is a professional club in Serbia that has been a founding member and shareholder of the Adriatic Basketball Association.

## MISCELLANEOUS STATS

### CAREER TOTALS (in order by most games played)

PLAYER	GP	PTS	REB	AST
David Singleton	152	851	273	144
Jaime Jaquez Jr.	122	1551	739	237
Tyger Campbell	121	1298	281	591
Jaylen Clark	84	590	340	81
Kenneth Nwuba	80	63	91	16
Russell Stong	33	8	10	2
Mac Etienne	33	53	70	7
Dylan Andrews	24	74	31	26
Adem Bona	24	195	122	18
Amari Bailey	18	189	55	37
Abramo Canka	18	28	13	4
Will McClendon	15	15	10	11
Logan Cremonesi	11	1	1	1
Evan Manjikian	2	3	1	0

PLAYER	GAMES PLAYED		STARTS	
	22-23	CAREER	22-23	CAREER
Dylan Andrews	24	24	0	0
Amari Bailey	18	18	17	17
Adem Bona	24	24	24	24
Tyger Campbell	25	121	25	121
Abramo Canka	18	18	0	0
Jaylen Clark	24	84	24	30
Logan Cremonesi	6	11	0	0
Mac Etienne	20	33	0	1
Jaime Jaquez Jr.	25	122	25	114
Evan Manjikian	2	2	0	0
Will McClendon	15	15	0	0
Kenneth Nwuba	25	80	1	2
David Singleton	25	152	9	33
Russell Stong	7	33	0	0

PLAYER	POINTS		REBOUNDS	
	22-23	CAREER	22-23	CAREER
Amari Bailey	11	11	0	0
Tyger Campbell	19	70	0	0
Jaylen Clark	18	26	3	4
Jaime Jaquez Jr.	22	81	8	21
David Singleton	11	26	0	0
Adem Bona	8	8	1	1
Dylan Andrews	1	1	0	0

### DOUBLE-DOUBLES

PLAYER	2022-23	CAREER
Jaime Jaquez Jr.	6	15
Tyger Campbell *	1	5
Jaylen Clark	3	4

\* double-doubles, points and assists

### 30+ POINTS

PLAYER	2022-23	CAREER
Jaime Jaquez Jr.	0	1

### 20+ POINTS

PLAYER	2022-23	CAREER
Jaime Jaquez Jr.	6	15
Tyger Campbell	2	7
Jaylen Clark	2	3
David Singleton	1	2
Amari Bailey	1	1

### 10+ REBOUNDS

PLAYER	2022-23	CAREER
Jaime Jaquez Jr.	8	21
Jaylen Clark	4	5
Adem Bona	1	1

### 10+ ASSISTS

PLAYER	2022-23	CAREER
Tyger Campbell	2	7


**UCLA's RADIO/TV ROSTER**



0

**JAYLEN CLARK**

JR, G – 6-5, 205  
PPG: 13.2 RPG: 6.5 APG: 1.9  
GP/GS: 24/24



1

**ABRAMO CANKA**


FR, G/F – 6-6, 200  
PPG: 1.6 RPG: 0.7 APG: 0.2  
GP/GS: 18/0



2

**DYLAN ANDREWS**

FR, G – 6-2, 170  
PPG: 3.1 RPG: 1.3 APG: 1.1  
GP/GS: 24/0



3

**ADEM BONA**

FR, F – 6-10, 235  
PPG: 8.1 RPG: 5.1 APG: 0.8  
GP/GS: 24/24



4

**WILL McCLENDON**

R-FR, G – 6-2, 210  
PPG: 1.0 RPG: 0.7 APG: 0.7  
GP/GS: 15/0



5

**AMARI BAILEY**

FR, G – 6-5, 185  
PPG: 10.5 RPG: 3.1 APG: 2.1  
GP/GS: 18/17



10

**TYGER CAMPBELL**

R-SR, G – 5-11, 180  
PPG: 12.6 RPG: 2.4 APG: 4.9  
GP/GS: 25/25



12

**MAC ETIENNE**

R-FR, F – 6-10, 235  
PPG: 1.0 RPG: 1.7 APG: 0.2  
GP/GS: 20/0



14

**KENNETH NWUBA**

R-SR, F/C – 6-10, 255  
PPG: 1.2 RPG: 1.8 APG: 0.4  
GP/GS: 25/1



20

**LOGAN CREMONESI**

R-SO, F – 6-18, 220  
PPG: 0.2 RPG: 0.0 APG: 0.2  
GP/GS: 6/0



21

**EVAN MANJIKIAN**

FR, F – 6-8, 230  
PPG: 1.5 RPG: 0.5 APG: 0.0  
GP/GS: 2/0



22

**JACK SEIDLER**


FR, G – 6-4, 190  
PPG: – RPG: – APG: –  
GP/GS: 0/0



24

**JAIME JAQUEZ JR.**

SR, G/F – 6-7, 225  
PPG: 16.3 RPG: 8.0 APG: 2.5  
GP/GS: 25/25



34

**DAVID SINGLETON**

5th-SR, G – 6-4, 205  
PPG: 10.0 RPG: 3.1 APG: 1.2  
GP/GS: 25/9



43

**RUSSELL STONG**

5th-SR, G – 6-3, 200  
PPG: 0.4 RPG: 0.7 APG: 0.0  
GP/GS: 7/0



**MICK CRONIN**

THE MICHAEL PRICE FAMILY UCLA  
MEN'S HEAD BASKETBALL COACH  
4th Season at UCLA



**DARREN SAVINO**

ASSOCIATE HEAD COACH  
4th Season at UCLA



**ROD PALMER**

ASSISTANT COACH  
4th Season at UCLA



**IVO SIMOVIC**

ASSISANT COACH  
1st Season at UCLA

**2022-23 PAC-12 STANDINGS**  
(through Sunday, Feb. 12, 2023)

Team	Pac-12	Pct.	GB	Overall	Pct.
<b>UCLA</b>	<b>12-2</b>	<b>.857</b>	<b>-</b>	<b>21-4</b>	<b>.840</b>
Arizona	11-4	.733	1.5	22-4	.846
Utah	10-5	.667	2.5	17-9	.654
USC	9-5	.643	3.0	17-8	.680
Arizona State	9-6	.600	3.5	18-8	.692
Oregon	9-6	.600	3.5	15-11	.577
Colorado	6-9	.400	6.5	14-12	.538
Washington State	6-9	.400	6.5	11-15	.423
Stanford	5-9	.357	7.0	11-14	.440
Washington	5-10	.333	7.5	13-13	.500
Oregon State	4-11	.267	8.5	10-16	.385
California	2-12	.143	10.0	3-22	.120

**FINAL 2021-22 PAC-12 STANDINGS**

Team	Pac-12	Pct.	GB	Overall	Pct.
<b>UCLA</b>	<b>15-5</b>	<b>.750</b>	<b>3.0</b>	<b>27-8</b>	<b>.771</b>
USC	14-6	.700	4.0	26-8	.765
Colorado	12-8	.600	6.0	21-12	.636
Oregon	11-9	.550	7.0	20-15	.571
Washington	11-9	.550	7.0	17-15	.531
Washington State	11-9	.550	7.0	22-15	.595
Arizona State	10-10	.500	8.0	14-17	.452
Stanford	8-12	.400	10.0	16-16	.500
California	5-15	.250	13.0	12-20	.375
Utah	4-16	.200	14.0	11-20	.355
Oregon State	1-19	.050	17.0	3-28	.097

**FINAL 2020-21 PAC-12 STANDINGS**

Team	Pac-12	Pct.	GB	Overall	Pct.
<b>UCLA</b>	<b>13-6</b>	<b>.684</b>	<b>1.5</b>	<b>22-10</b>	<b>.688</b>
Arizona	11-9	.550	4.0	17-9	.654
Oregon State	10-10	.500	5.0	20-13	.606
Stanford	10-10	.500	5.0	14-13	.519
Utah	8-11	.421	6.5	12-13	.480
Arizona State	7-10	.412	6.5	11-14	.440
Washington State	7-12	.368	7.5	14-13	.519
Washington	4-16	.200	11.0	5-21	.192
California	3-17	.150	12.0	9-20	.310

**FINAL 2019-20 PAC-12 STANDINGS**

Team	Pac-12	Pct.	GB	Overall	Pct.
<b>UCLA</b>	<b>12-6</b>	<b>.667</b>	<b>1.0</b>	<b>19-12</b>	<b>.613</b>
Arizona State	11-7	.611	2.0	20-11	.645
USC	11-7	.611	2.0	22-9	.710
Arizona	10-8	.556	3.0	21-11	.656
Colorado	10-8	.556	3.0	21-11	.656
Stanford	9-9	.500	4.0	20-12	.625
Oregon State	7-11	.389	6.0	18-13	.581
Utah	7-11	.389	6.0	16-15	.516
California	7-11	.389	6.0	14-18	.438
Washington State	6-12	.333	8.0	16-16	.500
Washington	5-13	.278	9.0	15-17	.469

**FINAL 2018-19 PAC-12 STANDINGS**

Team	Pac-12	Pct.	GB	Overall	Pct.
<b>UCLA</b>	<b>9-9</b>	<b>.500</b>	<b>6.0</b>	<b>17-16</b>	<b>.515</b>
USC	8-10	.444	7.0	16-17	.485
Arizona	8-10	.444	7.0	17-15	.531
Stanford	8-10	.444	7.0	15-16	.484
Washington State	4-14	.222	11.0	11-21	.344
California	3-15	.167	13.0	8-23	.258

**FINAL 2017-18 PAC-12 STANDINGS**

Team	Pac-12	Pct.	GB	Overall	Pct.
<b>UCLA</b>	<b>11-7</b>	<b>.611</b>	<b>3.0</b>	<b>21-12</b>	<b>.636</b>
Stanford	11-7	.611	3.0	18-15	.545
Oregon	10-8	.556	4.0	22-12	.647
Washington	10-8	.556	4.0	20-12	.625
Colorado	8-10	.444	6.0	17-15	.531
Arizona State	8-10	.444	6.0	20-11	.645
Oregon State	7-11	.389	7.0	16-16	.500
Washington State	4-14	.222	10.0	12-19	.387
California	2-16	.111	12.0	8-24	.250

**UCLA'S RECORD WHEN ...**

UCLA leads at halftime	16-2	UCLA's starting frontline outscoring OPP's	17-3
UCLA trails at halftime	5-2	OPP's starting frontline outscoring UCLA's	4-1
Tied at halftime	0-0	Frontline scoring is the same	0-0
UCLA builds a 10-point lead	19-2	UCLA's starting backcourt outscoring OPP's	18-1
UCLA trails by 10 points	1-3	OPP's starting backcourt outscoring UCLA's	3-3
UCLA leads with five minutes left	20-0	Backcourt scoring is the same	0-0
UCLA trails with five minutes left	1-4	UCLA's bench outscoring OPP's bench	9-0
There is a tie with five minutes left	0-0	OPP's bench outscoring UCLA's bench	12-4
UCLA leads with one minute left	19-0	Bench scoring is the same	0-0
UCLA trails with one minute left	1-4	Record on Mondays	2-0
There is a tie with one minute left	1-0	Record on Tuesdays	0-0
UCLA shoots better from the field	16-1	Record on Wednesdays	3-0
UCLA shoots worse from the field	5-3	Record on Thursdays	6-1
UCLA shoots the same from the field	0-0	Record on Fridays	2-1
UCLA shoots 50% or better from the field	8-0	Record on Saturdays	5-1
UCLA shoots less than 50% from the field	13-4	Record on Sundays	3-1
OPP shoots 50% or better from the field	1-1	Record in November	5-2
OPP shoots less than 50% from the field	20-3	Record in December	7-0
UCLA makes more 3-point field goals	9-0	Record in January	5-2
UCLA makes fewer 3-point field goals	9-4	Record in February	4-0
Three-point field goals are the same	3-0	Record in March	0-0
UCLA shoots better from 3-point range	15-0	UCLA scores first	14-2
UCLA shoots worse from 3-point range	5-4	OPP scores first	7-2
UCLA shoots the same from 3-point range	1-0	UCLA scores fewer than 60 points	0-1
UCLA shoots greater than 40% from 3-point range	9-2	UCLA scores between 60-69 points	7-1
UCLA shoots less than 40% from 3-point range	12-2	UCLA scores between 70-79 points	6-2
OPP shoots greater than 40% from 3-point range	2-2	UCLA scores between 80-89 points	6-0
OPP shoots less than 40% from 3-point range	19-2	UCLA scores between 90-99 points	1-0
UCLA makes the same or more free throws	13-0	UCLA scores 100 or more points	1-0
UCLA makes less free throws	8-4	OPP scores 100 or more points	0-0
UCLA attempts the same or more FTs	13-1	OPP scores between 90-99 points	0-0
UCLA attempts less free throws	8-3	OPP scores between 80-89 points	0-1
UCLA shoots greater than 75% at free-throw line	8-2	OPP scores between 70-79 points	0-2
UCLA shoots less than 75% at free-throw line	13-2	OPP scores between 60-69 points	10-0
OPP shoots greater than 75% at free-throw line	7-3	OPP scores fewer than 60 points	11-1
OPP shoots less than 75% at free-throw line	14-1	The game is decided by 1-2 points	2-0
UCLA outrebounds opponent	14-3	The game is decided by 3-4 points	0-0
UCLA is outrebounded by opponent	4-1	The game is decided by 5-6 points	0-2
Rebounds are the same	3-0	The game is decided by 7-9 points	3-1
UCLA has more offensive rebounds	14-3	The game is decided by 10-19 points	6-1
UCLA has fewer offensive rebounds	6-1	The game is decided by 20-plus points	10-0
Offensive rebounds are the same	1-0	UCLA has zero double-figure scorers	0-0
UCLA has more defensive rebounds	15-0	UCLA has one double-figure scorer	0-0
UCLA has fewer defensive rebounds	5-4	UCLA has two double-figure scorers	2-0
Defensive rebounds are the same	1-0	UCLA has three double-figure scorers	10-2
UCLA commits more fouls	10-1	UCLA has four double-figure scorers	5-2
UCLA commits fewer fouls	8-3	UCLA has five double-figure scorers	2-0
Fouls are the same	3-0	UCLA has six double-figure scorers	2-0
UCLA has more assists	16-1	UCLA has seven double-figure scorers	0-0
UCLA has fewer assists	5-2	OPP has zero double-figure scorers	0-0
Assists are the same	0-1	OPP has one double-figure scorer	2-0
UCLA commits more turnovers	0-1	OPP has two double-figure scorers	11-1
UCLA commits fewer turnovers	21-3	OPP has three double-figure scorers	7-2
Turnovers are the same	0-0	OPP has four double-figure scorers	1-1
UCLA has more blocks	9-1	OPP has five double-figure scorers	0-0
UCLA has fewer blocks	8-2	OPP has six double-figure scorers	0-0
Blocks are the same	4-1	OPP has seven double-figure scorers	0-0
UCLA has more steals	17-3	UCLA has more double-figure scorers	14-3
UCLA has fewer steals	2-1	UCLA has fewer double-figure scorers	0-1
Steals are the same	2-0	Double-figure scorers are the same	7-0

## CAREER STATISTICS, UCLA vs. STANFORD

### DYLAN ANDREWS (freshman)

Date	Site	G-GS	MIN	MPG	FG-FGA	PCT	3FG-A	PCT	FT-FTA	PCT	OR	DR	TOT	RPG	PF-DQ	A	TO	BS	S	PTS	PPG
12-01-2022	A	1-0	4	—	0-0	.000	0-0	.000	0-0	.000	0	0	0	—	1-0	0	0	0	0	0	—
<b>CAREER</b>		<b>1-0</b>	<b>4</b>	<b>4.0</b>	<b>0-0</b>	<b>.000</b>	<b>0-0</b>	<b>.000</b>	<b>0-0</b>	<b>.000</b>	<b>0</b>	<b>0</b>	<b>0</b>	<b>0.0</b>	<b>1-0</b>	<b>0</b>	<b>0</b>	<b>0</b>	<b>0</b>	<b>0</b>	<b>0.0</b>

### AMARI BAILEY (freshman)

Date	Site	G-GS	MIN	MPG	FG-FGA	PCT	3FG-A	PCT	FT-FTA	PCT	OR	DR	TOT	RPG	PF-DQ	A	TO	BS	S	PTS	PPG
12-01-2022	A	1-1	33	—	7-9	.778	2-2	1.000	3-4	.750	1	5	6	—	2-0	3	7	0	0	19	—
<b>CAREER</b>		<b>1-1</b>	<b>33</b>	<b>33.0</b>	<b>7-9</b>	<b>.778</b>	<b>2-2</b>	<b>1.000</b>	<b>3-4</b>	<b>.750</b>	<b>1</b>	<b>5</b>	<b>6</b>	<b>6.0</b>	<b>2-0</b>	<b>3</b>	<b>7</b>	<b>0</b>	<b>0</b>	<b>19</b>	<b>19.0</b>

### ADEM BONA (freshman)

Date	Site	G-GS	MIN	MPG	FG-FGA	PCT	3FG-A	PCT	FT-FTA	PCT	OR	DR	TOT	RPG	PF-DQ	A	TO	BS	S	PTS	PPG
12-01-2022	A	1-1	15	—	1-2	.500	0-0	.000	2-2	1.000	0	0	0	—	5-1	0	1	1	0	4	—
<b>CAREER</b>		<b>1-1</b>	<b>15</b>	<b>15.0</b>	<b>1-2</b>	<b>.500</b>	<b>0-0</b>	<b>.000</b>	<b>2-2</b>	<b>1.000</b>	<b>0</b>	<b>0</b>	<b>0</b>	<b>0.0</b>	<b>5-1</b>	<b>0</b>	<b>1</b>	<b>1</b>	<b>0</b>	<b>4</b>	<b>4.0</b>

### TYGER CAMPBELL (redshirt senior)

Date	Site	G-GS	MIN	MPG	FG-FGA	PCT	3FG-A	PCT	FT-FTA	PCT	OR	DR	TOT	RPG	PF-DQ	A	TO	BS	S	PTS	PPG
01-15-2020	H	1-1	20	—	1-5	.200	1-2	.500	1-2	.500	0	0	0	—	1-0	5	0	0	2	4	—
01-23-2021	N	1-1	36	—	4-12	.333	0-1	.000	5-5	1.000	1	2	3	—	2-0	4	2	0	1	13	—
01-29-2022	H	1-1	34	—	4-8	.500	0-2	.000	2-2	1.000	0	4	4	—	3-0	9	3	0	2	10	—
02-08-2022	A	1-1	33	—	5-10	.500	2-4	.500	2-2	1.000	0	2	2	—	0-0	7	1	0	0	14	—
12-01-2022	A	1-1	37	—	6-13	.462	3-4	.750	2-2	1.000	0	2	2	—	1-0	8	4	0	1	17	—
<b>CAREER</b>		<b>5-5</b>	<b>160</b>	<b>32.0</b>	<b>20-48</b>	<b>.471</b>	<b>6-13</b>	<b>.462</b>	<b>12-13</b>	<b>.923</b>	<b>1</b>	<b>10</b>	<b>11</b>	<b>2.2</b>	<b>7-0</b>	<b>33</b>	<b>10</b>	<b>0</b>	<b>6</b>	<b>58</b>	<b>11.6</b>

### JAYLEN CLARK (junior)

Date	Site	G-GS	MIN	MPG	FG-FGA	PCT	3FG-A	PCT	FT-FTA	PCT	OR	DR	TOT	RPG	PF-DQ	A	TO	BS	S	PTS	PPG
01-23-2021	N	1-0	11	—	0-3	.000	0-1	.000	2-2	1.000	2	2	4	—	1-0	0	0	0	2	2	—
02-08-2022	A	1-0	11	—	3-3	1.000	0-0	.000	0-0	.000	1	1	2	—	1-0	0	0	0	0	6	—
12-01-2022	A	1-1	19	—	2-3	.667	0-0	.000	0-0	.000	1	0	1	—	3-0	0	1	0	0	4	—
<b>CAREER</b>		<b>3-1</b>	<b>41</b>	<b>13.7</b>	<b>5-9</b>	<b>.556</b>	<b>0-1</b>	<b>.000</b>	<b>2-2</b>	<b>1.000</b>	<b>4</b>	<b>3</b>	<b>7</b>	<b>2.3</b>	<b>5-0</b>	<b>0</b>	<b>1</b>	<b>0</b>	<b>2</b>	<b>12</b>	<b>4.0</b>

### MAC ETIENNE (redshirt freshman)

Date	Site	G-GS	MIN	MPG	FG-FGA	PCT	3FG-A	PCT	FT-FTA	PCT	OR	DR	TOT	RPG	PF-DQ	A	TO	BS	S	PTS	PPG
12-01-2022	A	1-0	6	—	0-0	.000	0-0	.000	0-0	.000	0	3	3	—	2-0	0	1	0	0	0	—
<b>CAREER</b>		<b>1-0</b>	<b>6</b>	<b>6.0</b>	<b>0-0</b>	<b>.000</b>	<b>0-0</b>	<b>.000</b>	<b>0-0</b>	<b>.000</b>	<b>0</b>	<b>3</b>	<b>3</b>	<b>3.0</b>	<b>2-0</b>	<b>0</b>	<b>1</b>	<b>0</b>	<b>0</b>	<b>0</b>	<b>0.0</b>

### JAIME JAQUEZ JR. (senior)

Date	Site	G-GS	MIN	MPG	FG-FGA	PCT	3FG-A	PCT	FT-FTA	PCT	OR	DR	TOT	RPG	PF-DQ	A	TO	BS	S	PTS	PPG
01-15-2020	H	1-1	27	—	6-8	.750	1-1	1.000	2-3	.667	0	3	3	—	4-0	2	2	0	1	15	—
01-23-2021	N	1-1	38	—	5-13	.385	2-7	.286	2-2	1.000	2	2	4	—	2-0	1	4	2	1	14	—
01-29-2022	H	1-1	7	—	1-2	.500	0-1	.000	1-1	1.000	0	1	1	—	1-0	1	0	0	0	3	—
02-08-2022	A	1-1	33	—	7-15	.467	0-3	.000	0-0	.000	1	3	4	—	1-0	2	2	0	1	14	—
12-01-2022	A	1-1	37	—	12-17	.706	0-2	.000	3-3	1.000	2	2	4	—	1-0	1	1	1	3	27	—
<b>CAREER</b>		<b>5-5</b>	<b>142</b>	<b>28.4</b>	<b>31-55</b>	<b>.564</b>	<b>3-14</b>	<b>.214</b>	<b>8-9</b>	<b>.889</b>	<b>5</b>	<b>11</b>	<b>16</b>	<b>3.2</b>	<b>9-0</b>	<b>7</b>	<b>9</b>	<b>3</b>	<b>6</b>	<b>73</b>	<b>14.6</b>

### KENNETH NWUBA (redshirt senior)

Date	Site	G-GS	MIN	MPG	FG-FGA	PCT	3FG-A	PCT	FT-FTA	PCT	OR	DR	TOT	RPG	PF-DQ	A	TO	BS	S	PTS	PPG
01-03-2019	H	1-0	4	—	0-0	.000	0-0	.000	0-0	.000	1	0	1	—	2-0	0	1	0	0	0	—
01-29-2022	H	1-0	3	—	0-0	.000	0-0	.000	0-0	.000	0	0	0	—	0-0	0	0	0	0	0	—
12-01-2022	A	1-0	17	—	0-0	.000	0-0	.000	0-0	.000	1	3	4	—	2-0	0	0	0	0	0	—
<b>CAREER</b>		<b>3-0</b>	<b>24</b>	<b>8.0</b>	<b>0-0</b>	<b>.000</b>	<b>0-0</b>	<b>.000</b>	<b>0-0</b>	<b>.000</b>	<b>2</b>	<b>3</b>	<b>5</b>	<b>1.7</b>	<b>4-0</b>	<b>0</b>	<b>1</b>	<b>0</b>	<b>0</b>	<b>0</b>	<b>0.0</b>

### DAVID SINGLETON (fifth-year senior)

Date	Site	G-GS	MIN	MPG	FG-FGA	PCT	3FG-A	PCT	FT-FTA	PCT	OR	DR	TOT	RPG	PF-DQ	A	TO	BS	S	PTS	PPG
01-03-2019	H	1-0	19	—	4-6	.667	2-3	.667	3-3	1.000	0	0	0	—	1-0	3	0	0	0	13	—
02-16-2019	A	1-0	15	—	1-4	.250	1-2	.500	0-0	.000	0	1	1	—	1-0	1	0	0	0	3	—
03-13-2019	N	1-1	33	—	2-7	.286	1-3	.333	3-5	.600	1	5	6	—	5-1	1	0	0	0	8	—
01-15-2020	H	1-1	32	—	4-9	.444	3-6	.500	0-0	.000	0	2	2	—	3-0	2	0	1	0	11	—
01-23-2021	N	1-0	13	—	0-2	.000	0-2	.000	0-0	.000	0	1	1	—	0-0	1	1	0	0	0	—
01-29-2022	H	1-1	27	—	2-6	.333	2-6	.333	1-2	.500	0	1	1	—	4-0	1	1	1	1	7	—
02-08-2022	A	1-0	23	—	2-4	.500	2-3	.667	0-0	.000	0	1	1	—	0-0	0	0	0	0	6	—
12-01-2022	A	1-0	29	—	4-10	.400	1-6	.167	0-0	.000	0	2	2	—	0-0	1	0	0	0	9	—
<b>CAREER</b>		<b>8-3</b>	<b>191</b>	<b>23.9</b>	<b>19-48</b>	<b>.396</b>	<b>12-31</b>	<b>.387</b>	<b>7-10</b>	<b>.700</b>	<b>1</b>	<b>13</b>	<b>14</b>	<b>1.8</b>	<b>14-1</b>	<b>10</b>	<b>2</b>	<b>2</b>	<b>1</b>	<b>57</b>	<b>7.1</b>

### RUSSELL STONG (fifth-year senior)

Date	Site	G-GS	MIN	MPG	FG-FGA	PCT	3FG-A	PCT	FT-FTA	PCT	OR	DR	TOT	RPG	PF-DQ	A	TO	BS	S	PTS	PPG
01-03-2019	H	1-0	1	—	0-1	.000	0-1	.000	0-0	.000	0	0	0	—	0-0	0	1	0	0	0	—
01-29-2022	H	1-0	3	—	0-0	.000	0-0	.000	0-0	.000	0	1	1	—	0-0	0	0	0	0	0	—
<b>CAREER</b>		<b>2-0</b>	<b>4</b>	<b>2.0</b>	<b>0-1</b>	<b>.000</b>	<b>0-1</b>	<b>.000</b>	<b>0-0</b>	<b>.000</b>	<b>0</b>	<b>1</b>	<b>1</b>	<b>1.0</b>	<b>0-0</b>	<b>0</b>	<b>1</b>	<b>0</b>	<b>0</b>	<b>0</b>	<b>0.0</b>

## CAREER STATISTICS, UCLA vs. CALIFORNIA

### TYGER CAMPBELL (redshirt senior)

Date	Site	G-GS	MIN	MPG	FG-FGA	PCT	3FG-A	PCT	FT-FTA	PCT	OR	DR	TOT	RPG	PF-DQ	A	TO	BS	S	PTS	PPG
01-19-2020	H	1-1	33	—	1-7	.143	1-3	.333	1-2	.500	0	3	3	—	2-0	8	2	0	1	4	—
12-06-2020	H	1-1	29	—	5-7	.714	0-0	.000	1-2	.500	1	3	4	—	0-0	12	1	0	0	11	—
01-21-2021	A	1-1	32	—	3-6	.500	0-0	.000	1-2	.500	0	1	1	—	3-0	6	4	0	1	7	—
01-08-2022	A	1-1	34	—	7-10	.700	2-3	.667	1-2	.500	0	2	2	—	1-0	4	3	0	3	17	—
01-27-2022	H	1-1	21	—	3-7	.429	1-3	.333	1-2	.500	1	2	3	—	2-0	5	1	0	2	8	—
<b>CAREER</b>		<b>5-5</b>	<b>150</b>	<b>30.0</b>	<b>19-37</b>	<b>.514</b>	<b>4-9</b>	<b>.444</b>	<b>5-10</b>	<b>.500</b>	<b>2</b>	<b>11</b>	<b>13</b>	<b>2.6</b>	<b>8-0</b>	<b>35</b>	<b>11</b>	<b>0</b>	<b>7</b>	<b>47</b>	<b>9.4</b>

### JAYLEN CLARK (junior)

Date	Site	G-GS	MIN	MPG	FG-FGA	PCT	3FG-A	PCT	FT-FTA	PCT	OR	DR	TOT	RPG	PF-DQ	A	TO	BS	S	PTS	PPG
12-06-2020	H	1-0	5	—	0-0	.000	0-0	.000	0-0	.000	0	0	0	—	1-0	0	1	0	0	0	—
01-21-2021	A	1-0	7	—	0-0	.000	0-0	.000	0-0	.000	0	1	1	—	1-0	0	0	0	0	0	—
01-27-2022	H	1-0	9	—	0-2	.000	0-1	.000	0-0	.000	1	1	2	—	1-0	1	0	0	0	0	—
<b>CAREER</b>		<b>3-0</b>	<b>21</b>	<b>7.0</b>	<b>0-2</b>	<b>.000</b>	<b>0-1</b>	<b>.000</b>	<b>0-0</b>	<b>.000</b>	<b>1</b>	<b>2</b>	<b>3</b>	<b>1.0</b>	<b>3-0</b>	<b>1</b>	<b>1</b>	<b>0</b>	<b>0</b>	<b>0</b>	<b>0.0</b>

### JAIME JAQUEZ JR. (senior)

Date	Site	G-GS	MIN	MPG	FG-FGA	PCT	3FG-A	PCT	FT-FTA	PCT	OR	DR	TOT	RPG	PF-DQ	A	TO	BS	S	PTS	PPG
01-19-2020	H	1-1	39	—	4-10	.400	0-2	.000	3-4	.750	2	3	5	—	3-0	0	1	0	1	11	—
12-06-2020	H	1-1	32	—	5-9	.556	2-4	.500	0-3	.000	0	6	6	—	0-0	2	3	0	1	12	—
01-21-2021	A	1-1	38	—	3-8	.375	0-1	.000	1-2	.500	4	3	7	—	2-0	0	0	0	3	7	—
01-08-2022	A	1-1	32	—	6-9	.667	0-2	.000	2-2	1.000	1	0	1	—	0-0	0	2	0	1	14	—
01-27-2022	H	1-1	29	—	7-12	.583	0-2	.000	1-2	.500	1	2	3	—	2-0	5	1	0	2	8	—
<b>CAREER</b>		<b>5-5</b>	<b>169</b>	<b>33.8</b>	<b>25-48</b>	<b>.521</b>	<b>2-11</b>	<b>.182</b>	<b>7-13</b>	<b>.538</b>	<b>7</b>	<b>17</b>	<b>24</b>	<b>4.8</b>	<b>5-0</b>	<b>4</b>	<b>7</b>	<b>0</b>	<b>10</b>	<b>55</b>	<b>11.8</b>

### KENNETH NWUBA (redshirt senior)

Date	Site	G-GS	MIN	MPG	FG-FGA	PCT	3FG-A	PCT	FT-FTA	PCT	OR	DR	TOT	RPG	PF-DQ	A	TO	BS	S	PTS	PPG
01-05-2019	H	1-0	2	—	0-0	.000	0-0	.000	0-2	.000	1	0	1	—	0-0	0	0	0	0	0	—
01-27-2022	H	1-0	5	—	0-0	.000	0-0	.000	0-0	.000	0	0	0	—	0-0	0	0	0	0	0	—
<b>CAREER</b>		<b>2-0</b>	<b>7</b>	<b>3.5</b>	<b>0-0</b>	<b>.000</b>	<b>0-0</b>	<b>.000</b>	<b>0-2</b>	<b>.000</b>	<b>1</b>	<b>0</b>	<b>1</b>	<b>0.5</b>	<b>0-0</b>	<b>0</b>	<b>0</b>	<b>0</b>	<b>0</b>	<b>0</b>	<b>0.0</b>

### DAVID SINGLETON (fifth-year senior)

Date	Site	G-GS	MIN	MPG	FG-FGA	PCT	3FG-A	PCT	FT-FTA	PCT	OR	DR	TOT	RPG	PF-DQ	A	TO	BS	S	PTS	PPG
01-05-2019	H	1-0	24	—	5-7	.714	3-4	.750	1-2	.500	0	1	1	—	0-0	2	1	0	1	14	—
02-13-2019	A	1-0	30	—	4-7	.571	4-7	.571	0-0	.000	0	2	2	—	0-0	3	0	0	0	12	—
01-19-2020	H	1-1	21	—	0-3	.000	0-3	.000	0-0	.000	0	0	0	—	2-0	0	2	0	0	0	—
12-06-2020	H	1-0	16	—	4-4	1.000	3-3	1.000	0-0	.000	0	1	1	—	0-0	1	0	0	1	11	—
01-21-2021	A	1-0	11	—	1-2	.500	1-1	1.000	0-0	.000	0	0	0	—	0-0	1	1	0	0	3	—
01-08-2022	A	1-0	16	—	3-3	1.000	1-1	1.000	0-0	.000	0	1	1	—	0-0	0	1	1	0	7	—
01-27-2022	H	1-1	30	—	2-5	.400	1-2	.500	0-0	.000	0	4	4	—	3-0	0	0	1	2	5	—
<b>CAREER</b>		<b>7-2</b>	<b>147</b>	<b>21.0</b>	<b>19-31</b>	<b>.613</b>	<b>13-21</b>	<b>.619</b>	<b>1-2</b>	<b>.500</b>	<b>0</b>	<b>9</b>	<b>9</b>	<b>1.3</b>	<b>5-0</b>	<b>7</b>	<b>5</b>	<b>2</b>	<b>4</b>	<b>52</b>	<b>7.4</b>

### RUSSELL STONG (fifth-year senior)

Date	Site	G-GS	MIN	MPG	FG-FGA	PCT	3FG-A	PCT	FT-FTA	PCT	OR	DR	TOT	RPG	PF-DQ	A	TO	BS	S	PTS	PPG
01-05-2019	H	1-0	1	—	0-0	.000	0-0	.000	0-0	.000	0	0	0	—	0-0	0	0	0	0	0	—
01-27-2022	H	1-0	2	—	1-1	1.000	1-1	1.000	0-0	.000	0	1	1	—	0-0	0	0	0	0	3	—
<b>CAREER</b>		<b>2-0</b>	<b>3</b>	<b>1.5</b>	<b>1-1</b>	<b>1.000</b>	<b>1-1</b>	<b>1.000</b>	<b>0-0</b>	<b>.000</b>	<b>0</b>	<b>1</b>	<b>1</b>	<b>0.5</b>	<b>0-0</b>	<b>0</b>	<b>0</b>	<b>0</b>	<b>0</b>	<b>3</b>	<b>1.5</b>

## THE LAST TIME . . .

### 100 Points Scored

By UCLA	100 vs. Pepperdine (11/23/22)
By Opponent	104 at Stanford (2/16/19)

### 40+ Point Victory

By UCLA	47 vs. Pepperdine (11/23/22)
By Opponent	41 (109-68) vs. North Carolina (11/27/97)

### 30+ Point Victory

By UCLA	30 (86-56) vs. Norfolk State (11/14/22)
By Opponent	32 (71-39) at Utah (1/4/15)

### 20+ Point Victory

By UCLA	24 (76-52) vs. Washington State (2/4/23)
By Opponent	20 (83-63) vs. Gonzaga (11/23/21)

### Overtime Game

UCLA Win	won 86-77, vs. Villanova (11/12/21)
UCLA Loss	lost 87-84, at Arizona State, 3-OT (2/5/22)

### Double Overtime Game

UCLA Win	won 107-98, vs. Pepperdine, 3-OT (11/27/20)
UCLA Loss	lost 87-84, at Arizona State, 3-OT (2/5/22)

### Seven or More Players in Double-Figure Scoring

By UCLA	7 vs. Pacific (11/11/16)
By Opponent	7 vs. Santa Clara (12/8/79)

### Six or More Players in Double-Figure Scoring

By UCLA	6 vs. Norfolk State (11/14/22)
By Opponent	6 at Arizona State, 3-OT (2/5/22)

### Zero Players Scoring in Double Figures

By UCLA	none since prior to 1978-79
By Opponent	0 vs. Stanford (Jan. 29, 2022)

### Made 40-49 Field Goals

By UCLA	40-of-78 vs. Long Beach State (11/15/21)
By Opponent	41-of-80 at Duke (2/22/98)

### Made 50 or More Field Goals

By UCLA	none since prior to 1979-80
By Opponent	none since prior to 1979-80

### Made Fewer Than 20 Field Goals

By UCLA	19 (19-54) vs. Akron (3/17/22)
By Opponent	16 (16-45) at Oregon State (2/9/23)

### Had 70-79 Field Goal Attempts

By UCLA	79 vs. Denver (12/10/22)
By Opponent	72 at Arizona State, 3-OT (2/5/22)

### Had 80-89 Field Goal Attempts

By UCLA	82 vs. Pepperdine, 3-OT (11/27/20)
By Opponent	86 vs. USC (2/28/19)

### Had 90-99 Field Goal Attempts

By UCLA	91 vs. Cincinnati (3/17/02)
By Opponent	90 vs. Oral Roberts (11/20/87)

### Had Fewer Than 40 Field Goal Attempts

By UCLA	39 vs. Oregon State (2/12/11)
By Opponent	39 at Oregon State (1/2/09)

### Shot 50 Percent Or Better From The Field

By UCLA	50.0 (25-50) at Oregon State (2/9/23)
By Opponent	50.0 (23-64) vs. Denver (12/10/22)

### Shot 60 Percent Or Better From The Field

By UCLA	60.8 (31-51) vs. Bellarmine (11/27/22)
By Opponent	60.8 (31-51) at Oregon (3/3/21)

### Shot 70 Percent or Better From The Field

By UCLA	72.9 (35-48) vs. South Carolina (11/21/01)
By Opponent	71.4 (35-49) vs. Middle Tennessee (11/15/11)

### Shot Less Than 30 Percent From The Field

By UCLA	29.7 (19-64) at USC (2/12/22)
By Opponent	29.3 (15-53) vs. Washington State (2/17/22)

### Made 10 or More 3-Pointers

By UCLA	11-of-25 vs. Norfolk State (11/14/22)
By Opponent	10-of-22 at USC (1/26/23)

### Made 15 or More 3-Pointers

By UCLA	16-of-33 vs. Oregon (2/17/18)
By Opponent	15-of-39 at Notre Dame (12/14/19)

### Made Zero 3-Pointers

By UCLA	0-for-14 vs. Stanford (2/3/00)
By Opponent	0-for-13 vs. California (1/3/13)

### Attempted 30 or More 3-Pointers

By UCLA	34 (14-34) vs. Long Beach State (1/6/22)
By Opponent	32 (11-32) vs. Bellarmine (11/27/22)

### Shot 60 Percent or Higher, from 3-Point Range

By UCLA	65.0 (13-20) at Oregon State (2/26/22)
By Opponent	63.6 (7-11) vs. Long Beach State (11/15/21)

### Shot 70 Percent or Higher, from 3-Point Range

By UCLA	76.5 (13-17) vs. Northwestern (11/29/13)
By Opponent	90.9 (10-11) vs. Middle Tennessee State (11/15/11)

### Shot Less Than 20 Percent, from 3-Point Range

By UCLA	18.8 (3-16) vs. USC (1/5/23)
By Opponent	14.3 (2-14) vs. Norfolk State (11/14/22)

### Made 30-39 Free Throws

By UCLA	31-of-39 vs. CSUN (11/13/16)
By Opponent	30-of-42 vs. Wake Forest (11/25/15)

### Made 40 or More Free Throws

By UCLA	none since prior to 1979-80
By Opponent	40-of-56 at Stanford, 2-OT (12/23/87)

### Made 5 or Fewer Free Throws

By UCLA	3-of-8 vs. Utah (1/12/23)
By Opponent	5-of-6 vs. USC (1/5/23)

### Had 40 or More Free Throw Attempts

By UCLA	26-of-40 vs. UC Irvine (11/26/17)
By Opponent	29-of-45 at Arizona (2/12/16)

### Had 50 or More Free Throw Attempts

By UCLA	38-of-50 at Washington (1/1/16)
By Opponent	none since prior to 1979-80

### Shot 80 Percent or Better From the Free Throw Line

By UCLA	80.0 (16-20) at USC (1/26/23)
By Opponent	82.4 (14-17) at Oregon (2/11/23)

### Shot 90 Percent or Better From the Free Throw Line

By UCLA	95.5 (21-22) at Washington State (12/30/22)
By Opponent	100.0 (10-10) at Oregon State (2/9/23)

### Shot 100 Percent From the Free Throw Line

By UCLA	11-for-11 vs. Washington State (3/10/22)
By Opponent	10-for-10 at Oregon State (2/9/23)

### Had 50-59 Rebounds

By UCLA	53 at Arizona State, 3-OT (2/5/22)
By Opponent	53 at Stanford (1/4/18)

### Had 60 or More Rebounds

By UCLA	60 vs. Monmouth (11/13/15)
By Opponent	none since prior to 1978-79

### Had 20-29 Assists

By UCLA	21 vs. Utah (1/12/23)
By Opponent	20 vs. Arizona (3/12/22)

### Had 30 or More Assists

By UCLA	30 vs. Arizona State (1/19/17)
By Opponent	30 at Arizona (2/18/89)

### Had 10 or More Blocks

By UCLA	11 vs. Colorado (1/14/23)
By Opponent	11 vs. Arizona (3/12/22)

### Had 15 or More Steals

By UCLA	15 vs. Colorado (1/14/23)
By Opponent	15 at Oregon (1/26/20)

### Had 20 or More Steals

By UCLA	20 vs. Wyoming (12/23/08)
By Opponent	22 vs. Maryland (11/27/98)

### Committed at Least 20 Turnovers

By UCLA	20 vs. Bellarmine (11/27/22)
By Opponent	20 vs. Washington (2/2/23)

### Committed Fewer Than 10 Turnovers

By UCLA	8 at Oregon (2/11/23)
By Opponent	9 at USC (1/26/23)

## THE LAST TIME . . .

### 30 or More Points Scored

UCLA 30, Jaime Jaquez Jr., at Washington (2/28/22)  
Opponent 31, Boogie Ellis, at USC (1/26/23)

### 35 or More Points Scored

UCLA 37, Bryce Alford, at Colorado (1/12/17)  
Opponent 30, Joel Murray, vs. Long Beach State (11/15/21)

### 40 or More Points Scored

UCLA 44, Jason Kapono, at Washington State (1/4/03)  
Opponent 40, Eddie House, Arizona State (2/17/00)

### Two or More Players Scored 20+ Points

UCLA Tyger Campbell (22), David Singleton (21), at Arizona State (1/19/23)  
Opponent LJ Cryer (28), Adam Flagler (22), vs. Baylor (11/20/22)

### Three or More Players Scored 20+ Points

UCLA C. Smith (26), T. Campbell (22), J. Bernard (21), vs. Pepperdine (11/27/20)  
Opponent J. Brown (22), J. Clarkson (21), E. Ross (20), at Missouri (12/7/13)

### Two or More Players Scored 25+ Points

UCLA Norman Powell (27), Jordan Adams (25), vs. James Madison (11/15/12)  
Opponent Desure Buie (29), Jalen Ray (27), Hofstra (11/21/19)

### Made 15 or More Field Goals

UCLA 15 (15-23), Don MacLean, at Arizona (1/11/92)  
Opponent 15 (15-22), Eddie House, Arizona State (2/17/00)

### Made 18 or More Field Goals

UCLA none since prior to 1974-75  
Opponent 18 (18-29), Otis Birdsong, Houston (1/2/77)

### Made 6 or More 3-Pointers

UCLA David Singleton, 6-for-8, vs. Washington (2/19/22)  
Opponent Terrence Shannon Jr., 8-for-9, vs. Illinois (11/18/22)

### Made 7 or More 3-Pointers

UCLA Jake Kyman, 7-for-12, at Washington (1/2/20)  
Opponent Terrence Shannon Jr., 8-for-9, vs. Illinois (11/18/22)

### Made 8 or More 3-Pointers

UCLA Bryce Alford, 8-for-14, vs. Washington (3/1/17)  
Opponent Terrence Shannon Jr., 8-for-9, vs. Illinois (11/18/22)

### Made 9 or More 3-Pointers

UCLA Isaac Hamilton, 9-for-14, vs. Arizona State (1/19/17)  
Opponent has never occurred

### Made 10 or More 3-Pointers

UCLA has never occurred  
Opponent has never occurred

### Made 10 or More Free Throws

UCLA Jaime Jaquez Jr., 10-of-10, at Washington State (12/30/22)  
Opponent Ethan Thompson, 11-of-11, vs. Oregon State (03/11/21)

### Made 15 or More Free Throws

UCLA Bryce Alford, 17-of-18, at Washington (1/1/16)  
Opponent Andrew Andrews, 17-of-19, at Washington (1/1/16)

### Attempted 20 or More Free Throws

UCLA none since prior to 1979-80  
Opponent none since prior to 1979-80

### Was Perfect With 15 or More Free Throws

UCLA Jordan Adams, 16-of-16, vs. UC Irvine (11/13/12)  
Opponent Fennis Dembo, 16-of-16, vs. Wyoming (3/14/87)

### Had 15 or More Rebounds

UCLA Jaime Jaquez Jr., 15, vs. Washington State (2/4/23)  
Opponent Mouhamed Gueye, 18, at Washington State (12/30/22)

### Had 20 or More Rebounds

UCLA Jalen Hill, 20, vs. Presbyterian (11/19/18)  
Opponent Zylan Cheatham, 20, vs. Arizona State (1/24/19)

### Had 25 or More Rebounds

UCLA 27, Bill Walton, vs. Maryland (12/1/73)  
Opponent none since prior to 1979-80

### Two Players Had 10 or More Rebounds

UCLA Jaime Jaquez Jr. (11), Jaylen Clark (10), at Arizona (1/21/23)  
Opponent Matt Haarms (10), Caleb Lohner (10), vs. BYU (3/20/21)

### Two or More Players Had Double-Doubles

UCLA J. Jaquez Jr. (12 p, 11 r), J. Clark (12 p 10 r), at Arizona (1/21/23)  
Opponent Josh Christopher (22 p, 11 r), Marcus Bagley (11 p, 11 r), at ASU (1/7/21)

### Shot 100 Percent From the Field (min. 10 attempts)

By UCLA none since prior to 1979-80  
By Opponent Brad Daugherty, 13-for-13, at North Carolina (11/24/85)

### Shot 100 Percent from 3-Point Range (min. 5 attempts)

By UCLA Aaron Holiday, 5-for-5, vs. Washington State (12/29/17)  
By Opponent Grant Antecevich, 5-for-5, at California (1/21/21)

### Had 10 or More Assists

By UCLA Tyger Campbell, 10, vs. Bellarmine (11/27/22)  
By Opponent Daejon Davis, 11, at Stanford (2/16/19)

### Had 10 or More Assists and Zero Turnovers

By UCLA Tyger Campbell, 10 assists, vs. Long Beach State (1/6/22)  
By Opponent Keyshawn Woods, 10 assists, vs. Ohio State (12/22/18)

### Had 15 or More Assists

By UCLA Darren Collison, 15, at Arizona (2/17/07)  
By Opponent Phil Pressey, 19, vs. Missouri (12/28/12)

### Had 20+ Points and 10+ Rebounds

By UCLA Jaime Jaquez Jr. (25 pts, 12 rbs), at Oregon (2/11/23)  
By Opponent Terrence Shannon Jr. (29 pts, 10 rbs), vs. Illinois (11/18/22)

### Had 20+ Points and 15+ Rebounds

By UCLA Jaime Jaquez Jr. (24 pts, 15 rbs), vs. Washington State (2/4/23)  
By Opponent Bennie Boatwright (25 pts, 15 rbs), vs. USC (2/28/19)

### Had 20+ Points and 20+ Rebounds

By UCLA David Greenwood (31 pts, 23 rbs), Tulsa (12/18/76)  
By Opponent Todd MacCullough (26 pts, 21 rbs), Washington (1/31/99)

### Had 25+ Points and 15+ Rebounds

By UCLA Kevon Looney (27 pts, 19 rbs), vs. Stanford (1/8/15)  
By Opponent Bennie Boatwright (25 pts, 15 rbs), vs. USC (2/28/19)

### Had 10+ Points and 10+ Assists

By UCLA Tyger Campbell (10 pts, 10 ast), vs. Bellarmine (11/27/22)  
By Opponent Daejon Davis (12 pts, 11 ast), at Stanford (2/16/19)

### Had 15+ Points and 10+ Assists

By UCLA Tyger Campbell (15 pts, 11 ast), at Colorado (2/22/20)  
By Opponent Remy Martin (15 pts, 11 ast), Arizona State (1/24/19)

### Had 20+ Points and 10+ Assists

By UCLA Jaylen Hands (21 pts, 10 ast), vs. USC (2/28/19)  
By Opponent Daejon Davis (23 pts, 10 ast), Stanford (1/27/18)

### Had 5 or More Steals

By UCLA Jaylen Clark, 7, vs. Sacramento State (11/7/22)  
By Opponent Rylan Jones, 5, at Utah (2/20/20)

### Had 8 or More Steals

By UCLA Jordan Adams, 8, vs. Sacramento State (11/18/13)  
By Opponent Quinn Cook, 8, Duke (12/19/13)

### Had 5 or More Blocks

By UCLA Jaime Jaquez Jr., 5, vs. Colorado (1/14/23)  
By Opponent Oumar Ballo, 6, vs. Arizona (3/12/22)

### Had 7 or More Blocks

By UCLA Moses Brown, 8, vs. Saint Francis U (11/16/18)  
By Opponent Jarvis Varnado, 7, vs. Mississippi State (12/12/09)

### Had 20+ Points and 5+ Blocks

By UCLA Jaime Jaquez Jr. (23 pts, 5 blocks), vs. Colorado (1/14/23)  
By Opponent Drew Peterson (27 pts, 5 blocks), at USC (2/12/22)

### Recorded a Triple-Double

By UCLA Kyle Anderson (13p, 12r, 11a), vs. Morehead State (11/22/13)  
By Opponent Draymond Green (23p, 11r, 10a), Michigan State (3/17/11)

### Played 45 or More Minutes

By UCLA J. Juzang (51), J. Jaquez Jr. (50), T. Campbell (50), at Arizona State, 3-OT (2/5/22)  
By Opponent J. Heath (48), K. Lawrence (47), DJ Horne (46), at Arizona State, 3-OT (2/5/22)

### Scored 20 or More Points off the Bench

By UCLA David Singleton, 22, vs. Washington (2/19/22)  
By Opponent Ben Johnson, 20, vs. Bellarmine (11/27/22)

### Scored 25 or More Points off the Bench

By UCLA Jordan Adams, 25, vs. James Madison (11/15/12)  
By Opponent Alonzo Verge Jr., 26, at Arizona State (2/6/20)

### Recorded 10 or More Rebounds off the Bench

By UCLA Cody Riley, 11, at Washington (2/28/22)  
By Opponent Rodrigue Andela, 10, vs. Oregon State (3/11/21)



**Game No. 1 – November 7, 2022**  
**Pauley Pavilion – Los Angeles, Calif.**  
**(8) UCLA 76, Sacramento State 50**

**SACRAMENTO STATE 50**

NAME	FG	3FG	FT	R	PF	TP	A	MIN
A. Mawein	2-6	0-3	3-6	8	2	7	1	25
C. McRae	2-9	0-1	2-3	10	2	6	0	29
Z. Chappell	3-8	0-3	4-4	3	4	10	1	28
G. Hunt	4-11	0-2	1-2	4	1	9	4	24
A. Patterson	1-5	1-5	0-0	4	1	3	1	31
C. Wilbon	5-13	0-2	0-2	3	1	10	0	29
H. Marks	0-1	0-1	0-0	2	0	0	0	22
Q. Adams	1-1	0-0	0-0	0	1	2	0	5
T. Hardee	1-1	1-1	0-0	0	0	3	0	2
X. Ford	0-0	0-0	0-0	0	0	0	0	2
<b>TOTALS</b>	<b>19-55</b>	<b>2-18</b>	<b>10-17</b>	<b>37</b>	<b>12</b>	<b>50</b>	<b>7</b>	<b>200</b>

**UCLA 76**

NAME	FG	3FG	FT	R	PF	TP	A	MIN
K. Nwuba	2-2	0-0	0-0	3	4	4	0	24
J. Clark	7-7	1-1	2-2	8	3	17	4	29
A. Bailey	5-10	0-1	0-2	1	0	10	0	26
T. Campbell	6-14	2-4	0-0	1	2	14	4	27
J. Jaquez Jr.	7-9	0-0	0-0	7	1	14	2	32
M. Etienne	1-9	0-0	0-0	7	3	2	0	15
D. Singleton	5-6	3-3	0-0	2	1	13	1	25
D. Andrews	1-4	0-1	0-1	1	0	2	1	12
A. Canka	0-2	0-0	0-0	1	0	0	0	8
L. Cremonesi	0-0	0-0	0-0	0	0	0	0	2
R. Stong	0-1	0-0	0-0	0	0	0	0	1
<b>TOTALS</b>	<b>34-64</b>	<b>6-10</b>	<b>2-5</b>	<b>33</b>	<b>14</b>	<b>76</b>	<b>12</b>	<b>200</b>

Halftime Score – UCLA 39, Sacramento State 25. Team Rebounds – Sacramento State 3, UCLA 2. Turnovers – Sacramento State 21, UCLA 9. Technicals – Mac Etienne and Jaylen Clark (UCLA). Attendance: 6,096. Officials – Kevin Brill, Bill Vinovich, James Ford.

**Game No. 2 – November 11, 2022**  
**Pauley Pavilion – Los Angeles, Calif.**  
**(8) UCLA 93, Long Beach State 69**

**LONG BEACH STATE 69**

NAME	FG	3FG	FT	R	PF	TP	A	MIN
L. Traore	5-9	0-0	4-4	7	1	14	1	28
A. Traore	4-5	0-0	1-1	7	2	9	1	26
M. Tsohonis	2-7	2-4	1-2	1	1	7	2	26
J. Murray	3-14	0-3	4-5	2	1	10	7	28
J. Jones	3-8	2-7	2-2	5	4	10	2	24
A. Stroud	1-5	0-0	0-0	4	1	2	0	12
T. Hunter	2-6	0-2	1-2	0	2	5	0	10
T. Rotegaard	1-4	1-4	0-0	0	2	3	0	11
A.J. George	1-2	0-0	1-1	3	1	3	0	17
C. Polynice	1-4	0-0	1-2	2	3	3	0	14
M. Monson	1-1	1-1	0-0	0	0	3	0	1
J. Hart Jr.	0-1	0-0	0-0	0	0	0	0	1
J. Yan	0-0	0-0	0-0	0	0	0	0	1
<b>TOTALS</b>	<b>24-66</b>	<b>6-21</b>	<b>15-19</b>	<b>36</b>	<b>18</b>	<b>69</b>	<b>13</b>	<b>200</b>

**UCLA 93**

NAME	FG	3FG	FT	R	PF	TP	A	MIN
A. Bona	4-4	0-0	0-0	8	3	8	1	17
J. Clark	6-12	1-4	3-3	7	3	16	5	27
A. Bailey	7-15	0-2	0-0	5	2	14	1	27
T. Campbell	7-14	2-6	2-2	1	3	18	2	26
J. Jaquez Jr.	4-14	2-4	2-4	8	3	12	2	30
D. Singleton	4-9	4-8	2-2	9	1	14	3	33
K. Nwuba	2-3	0-0	0-0	2	1	4	1	19
D. Andrews	1-2	0-0	0-0	1	1	2	1	11
M. Etienne	0-1	0-0	2-2	1	2	2	1	2
A. Canka	0-1	0-1	2-2	0	1	2	0	5
L. Cremonesi	0-0	0-0	1-2	0	0	1	0	1
R. Stong	0-0	0-0	0-0	0	0	0	0	1
<b>TOTALS</b>	<b>35-75</b>	<b>9-25</b>	<b>14-17</b>	<b>47</b>	<b>20</b>	<b>93</b>	<b>17</b>	<b>200</b>

Halftime Score – UCLA 48, Long Beach State 33. Team Rebounds – UCLA 5, Long Beach State 5. Turnovers – Long Beach State 17, UCLA 15. Technicals – Joel Murray and Tone Hunter (Long Beach State). Attendance: 9,811. Officials – Glen Mayberry, Mike Littlewood, Nate Harris.

**Game No. 3 – November 14, 2022**  
**Pauley Pavilion – Los Angeles, Calif.**  
**(8) UCLA 86, Norfolk State 56**

**NORFOLK STATE 56**

NAME	FG	3FG	FT	R	PF	TP	A	MIN
D. Tate	2-8	0-5	0-0	7	3	4	1	27
K. Bankston	8-11	0-0	1-1	9	1	17	1	36
C. Ings	3-6	0-3	0-0	0	1	6	1	24
G. Beale	2-4	0-0	0-0	2	2	4	0	19
J. Bryant	2-8	0-2	0-1	1	1	4	2	33
C. Brown	6-12	0-1	1-2	1	5	13	4	25
C. Ford	0-1	0-0	0-0	0	1	0	0	4
D. Anderson	2-3	2-3	0-0	1	3	6	0	21
T. Jones	0-0	0-0	0-0	0	0	0	0	1
J. Dombia	1-2	0-0	0-0	0	2	2	0	8
Y. Sidibe	0-0	0-0	0-0	1	0	0	0	2
<b>TOTALS</b>	<b>26-55</b>	<b>2-14</b>	<b>2-4</b>	<b>24</b>	<b>19</b>	<b>56</b>	<b>9</b>	<b>200</b>

**UCLA 86**

NAME	FG	3FG	FT	R	PF	TP	A	MIN
A. Bona	3-5	0-0	4-8	5	1	10	1	22
J. Clark	7-11	5-8	0-0	9	2	19	0	25
A. Bailey	5-6	1-2	0-1	2	1	11	5	25
T. Campbell	5-11	1-5	0-0	1	0	11	7	28
J. Jaquez Jr.	5-9	1-3	1-2	2	1	12	4	30
K. Nwuba	1-2	0-0	0-0	3	4	2	3	14
D. Andrews	1-2	0-0	1-2	2	2	3	0	13
M. Etienne	0-0	0-0	0-0	1	0	0	0	4
D. Singleton	3-5	2-4	3-3	2	2	11	0	22
A. Canka	2-4	1-2	0-0	1	0	5	0	9
R. Stong	0-1	0-1	2-2	2	0	2	0	4
L. Cremonesi	0-0	0-0	0-0	0	0	0	0	4
<b>TOTALS</b>	<b>32-56</b>	<b>11-25</b>	<b>11-18</b>	<b>32</b>	<b>13</b>	<b>86</b>	<b>20</b>	<b>200</b>

Halftime Score – UCLA 46, Norfolk State 33. Team Rebounds – UCLA 2, Norfolk State 2. Turnovers – Norfolk State 13, UCLA 7. Technicals – None. Attendance: 6,056. Officials – Michael Irving, Frank Harvey III, Kelly Pfeifer.

**Game No. 4 – November 18, 2022**  
**T-Mobile Arena – Las Vegas, Nev.**  
**(19) Illinois 79, (8) UCLA 70**

**ILLINOIS 79**

NAME	FG	3FG	FT	R	PF	TP	A	MIN
M. Mayer	3-8	2-6	3-4	4	2	11	5	23
C. Hawkins	2-3	0-0	1-2	5	2	5	7	35
T. Shannon Jr.	9-13	8-9	3-7	10	2	29	3	38
RJ Melendez	1-4	1-3	0-0	1	0	3	0	18
S. Clark	3-7	1-4	3-3	5	2	10	1	28
J. Epps	1-6	0-3	2-2	4	1	4	2	23
T. Rodgers	0-1	0-0	0-0	1	2	0	0	7
D. Dainja	6-6	0-0	1-1	3	3	13	0	18
S. Harris	2-3	0-0	0-0	0	1	4	1	10
<b>TOTALS</b>	<b>26-55</b>	<b>2-14</b>	<b>2-4</b>	<b>24</b>	<b>19</b>	<b>56</b>	<b>9</b>	<b>200</b>

**UCLA 70**

NAME	FG	3FG	FT	R	PF	TP	A	MIN
A. Bona	2-3	0-0	1-1	2	3	5	2	21
J. Clark	3-8	0-0	1-3	6	2	7	2	32
A. Bailey	0-5	0-2	1-4	6	3	1	3	29
T. Campbell	9-23	4-9	0-0	2	1	22	4	37
J. Jaquez Jr.	8-22	1-4	3-5	9	4	20	5	39
D. Singleton	5-10	4-7	1-1	4	1	15	1	33
K. Nwuba	0-0	0-0	0-0	1	0	0	0	6
D. Andrews	0-1	0-0	0-0	0	1	0	0	3
<b>TOTALS</b>	<b>27-72</b>	<b>9-22</b>	<b>7-14</b>	<b>39</b>	<b>15</b>	<b>70</b>	<b>17</b>	<b>200</b>

Halftime Score – UCLA 37, Illinois 28. Team Rebounds – UCLA 9, Illinois 5. Turnovers – Illinois 21, UCLA 15. Technicals – Tyger Campbell (UCLA). Attendance: 8,707. Officials – Tony Padilla, Keith Kimble, Courtney Green.

**Game No. 5 – November 20, 2022**  
**T-Mobile Arena – Las Vegas, Nev.**  
**(5) Baylor 80, (8) UCLA 75**

**UCLA 75**

NAME	FG	3FG	FT	R	PF	TP	A	MIN
A. Bona	1-3	0-0	0-0	3	3	2	1	14
J. Clark	10-14	0-2	3-5	10	1	23	2	36
A. Bailey	2-5	1-1	0-0	2	2	5	0	20
T. Campbell	5-15	0-3	2-2	4	2	12	6	34
J. Jaquez Jr.	5-11	0-1	5-5	2	3	15	3	26
K. Nwuba	1-2	0-0	0-0	3	1	2	0	15
M. Etienne	0-0	0-0	1-2	1	2	1	0	11
D. Singleton	3-6	2-5	0-0	2	3	8	1	27
A. Canka	0-0	0-0	0-0	0	0	0	0	1
D. Andrews	2-5	1-3	2-2	1	0	7	2	15
<b>TOTALS</b>	<b>29-61</b>	<b>4-15</b>	<b>13-16</b>	<b>32</b>	<b>17</b>	<b>75</b>	<b>15</b>	<b>200</b>

**BAYLOR 80**

NAME	FG	3FG	FT	R	PF	TP	A	MIN
F. Thamba	0-0	0-0	1-2	6	0	1	0	27
J. Bridges	0-4	0-3	0-0	3	3	0	4	16
K. George	2-10	0-6	0-0	2	2	4	3	25
L. Cryer	10-18	4-8	4-4	4	4	28	1	35
A. Flagler	7-15	4-8	4-4	6	3	22	4	33
C. Lohner	3-4	1-1	2-2	5	4	9	1	21
D. Bonner	1-3	1-2	6-7	1	2	9	1	26
J. Ojjanwuna	2-2	0-0	3-4	2	0	7	0	12
L. Love	0-0	0-0	0-0	1	0	0	0	4
Z. Loveday	0-0	0-0	0-0	0	0	0	0	1
<b>TOTALS</b>	<b>25-56</b>	<b>10-28</b>	<b>20-23</b>	<b>36</b>	<b>18</b>	<b>80</b>	<b>14</b>	<b>200</b>

Halftime Score – Baylor 37, UCLA 35. Team Rebounds – Baylor 6, UCLA 4. Turnovers – Baylor 11, UCLA 8. Technicals – None. Attendance: 7,678. Officials – Keith Kimble, Courtney Green, Tom Nunez.

**Game No. 6 – November 23, 2022**  
**Pauley Pavilion – Los Angeles, Calif.**  
**(19) UCLA 100, Pepperdine 53**

**PEPPERDINE 53**

NAME	FG	3FG	FT	R	PF	TP	A	MIN
B. Coulibaly	3-5	0-0	0-0	2	3	6	1	22
J. Porter	1-6	0-4	0-0	3	2	2	0	25
M. Lewis	4-8	1-4	1-2	6	4	10	0	31
H. Mallette	6-14	3-8	0-0	8	0	15	2	28
M. Mitchell Jr.	2-8	2-6	0-0	1	2	6	2	33
J. Zidek	5-14	1-6	2-3	2	2	13	1	26
M. Moore	0-3	0-1	1-2	1	2	1	3	23
J. Pitre	0-0	0-0	0-0	1	1	0	0	7
M. Deng	0-2	0-2	0-0	0	0	0	0	4
<b>TOTALS</b>	<b>21-60</b>	<b>7-31</b>	<b>4-7</b>	<b>26</b>	<b>16</b>	<b>53</b>	<b>9</b>	<b>200</b>

**UCLA 100**

NAME	FG	3FG	FT	R	PF	TP	A	MIN
A. Bona	4-7	0-0	3-3	7	2	11	2	21
J. Clark	5-6	0-0	2-4	6	3	12	2	28
A. Bailey</								

**Game No. 7 – November 27, 2022**  
**Pauley Pavilion – Los Angeles, Calif.**  
**(19) UCLA 81, Bellarmine 60**

**BELLARMINE 60**

NAME	FG	3FG	FT	R	PF	TP	A	MIN
C. Hopf	6-11	4-8	0-1	4	2	16	1	29
A. Pfriem	2-6	1-4	0-0	2	2	5	4	32
P. Suder	1-7	0-2	0-0	4	0	2	4	29
G. Tipton	3-6	2-2	0-0	3	4	8	0	20
B. Wieland	2-5	1-3	0-0	4	4	5	2	32
L. Hatton	0-0	0-0	0-0	0	0	0	0	6
B. Johnson	8-14	2-8	2-3	2	3	20	0	28
S. DeVault	1-2	1-2	0-0	0	1	3	0	6
J. Fairman	0-3	0-3	1-2	4	4	1	5	17
L. Hacker	0-0	0-0	0-0	0	0	0	0	1
<b>TOTALS</b>	<b>23-54</b>	<b>11-32</b>	<b>3-6</b>	<b>26</b>	<b>20</b>	<b>60</b>	<b>16</b>	<b>200</b>

**UCLA 81**

NAME	FG	3FG	FT	R	PF	TP	A	MIN
A. Bona	6-7	0-0	4-6	5	3	16	3	29
A. Bailey	5-9	0-3	2-4	4	2	12	8	32
T. Campbell	2-8	1-4	5-6	2	3	10	10	27
J. Jaquez Jr.	13-17	0-3	1	7	2	27	0	36
D. Singleton	2-3	1-1	0-0	4	2	5	2	34
K. Nwuba	1-1	0-0	2-3	0	0	4	0	10
D. Andrews	1-4	0-3	2-2	2	0	4	3	18
A. Canka	1-2	1-2	0-0	1	0	3	0	14
<b>TOTALS</b>	<b>31-51</b>	<b>3-16</b>	<b>16-22</b>	<b>26</b>	<b>12</b>	<b>81</b>	<b>26</b>	<b>200</b>

Halftime Score – UCLA 43, Bellarmine 27. Team Rebounds – Bellarmine 3, UCLA 1. Turnovers – Bellarmine 20, UCLA 8. Technicals – None. Attendance: 6,001. Officials – Tony Padilla, Rick Batsell, Kurt Walker.

**Game No. 8 – December 1, 2022**  
**Maples Pavilion – Stanford, Calif.**  
**(21) UCLA 80, Stanford 66**

**UCLA 80**

NAME	FG	3FG	FT	R	PF	TP	A	MIN
A. Bona	1-2	0-0	2-2	0	5	4	0	15
J. Clark	2-3	0-0	0-0	1	3	4	0	20
A. Bailey	7-9	2-2	3-4	6	2	19	3	33
T. Campbell	6-13	3-4	2-2	2	1	17	8	37
J. Jaquez Jr.	12-17	0-2	3-3	4	1	27	1	37
K. Nwuba	0-0	0-0	0-0	4	2	0	0	17
D. Singleton	4-10	1-6	0-0	2	0	9	1	29
D. Andrews	0-0	0-0	0-0	0	1	0	0	4
M. Etienne	0-0	0-0	0-0	3	2	0	0	6
A. Canka	0-0	0-0	0-0	1	0	0	0	3
<b>TOTALS</b>	<b>32-54</b>	<b>6-14</b>	<b>10-11</b>	<b>28</b>	<b>17</b>	<b>80</b>	<b>13</b>	<b>200</b>

**STANFORD 66**

NAME	FG	3FG	FT	R	PF	TP	A	MIN
S. Jones	7-10	3-5	1-2	3	2	18	1	29
B. Angel	1-2	1-1	2-2	1	3	5	0	13
M. Raynaud	1-3	0-1	0-0	2	4	2	0	14
H. Ingram	3-8	0-5	0-0	1	1	6	1	20
I. Silva	3-8	1-3	1-2	1	3	8	1	21
M. Jones	3-9	2-7	2-3	3	0	10	5	27
M. Murrell	0-0	0-0	0-0	1	0	0	0	17
M. O'Connell	0-3	0-0	0-0	1	0	0	2	20
J. Keefe	3-4	0-0	3-5	7	1	9	4	24
R. Agarwal	3-6	2-5	0-0	1	1	8	1	14
<b>TOTALS</b>	<b>24-53</b>	<b>9-27</b>	<b>9-14</b>	<b>24</b>	<b>15</b>	<b>66</b>	<b>15</b>	<b>200</b>

Halftime Score – UCLA 50, Stanford 29. Team Rebounds – UCLA 5, Stanford 3. Turnovers – Stanford 17, UCLA 16. Technicals – Amari Bailey (UCLA). Attendance: 6,001. Officials – Tony Padilla, Rick Batsell, Kurt Walker.

**Game No. 9 – December 4, 2022**  
**Pauley Pavilion – Los Angeles, Calif.**  
**(21) UCLA 65, Oregon 56**

**OREGON 56**

NAME	FG	3FG	FT	R	PF	TP	A	MIN
Q. Guerrier	6-13	2-7	1-2	3	0	15	2	31
N. Dante	4-5	0-0	1-2	5	3	9	1	22
K. Ware	3-7	1-3	0-1	1	1	7	1	28
W. Richardson	6-12	1-3	0-0	1	4	13	5	40
R. Soares	2-4	0-0	0-0	4	3	4	0	30
B. Riggsby	2-7	0-4	0-0	3	0	4	1	31
L. Wur	1-1	0-0	2-2	6	2	4	0	16
T. Williams	0-0	0-0	0-0	0	0	0	0	2
<b>TOTALS</b>	<b>24-49</b>	<b>4-17</b>	<b>4-7</b>	<b>25</b>	<b>13</b>	<b>56</b>	<b>10</b>	<b>200</b>

**UCLA 65**

NAME	FG	3FG	FT	R	PF	TP	A	MIN
A. Bona	0-0	0-0	0-0	4	3	0	0	18
J. Clark	4-13	1-3	5-7	4	2	14	1	30
A. Bailey	7-12	0-1	0-0	5	3	14	1	29
T. Campbell	4-15	2-4	0-0	5	0	10	2	36
J. Jaquez Jr.	4-8	0-0	4-4	5	2	12	3	23
D. Singleton	2-6	1-4	0-0	2	1	5	2	25
K. Nwuba	2-3	0-0	0-0	5	1	4	0	19
A. Canka	0-1	0-0	0-0	1	0	0	0	8
D. Andrews	3-6	0-2	0-0	0	1	6	0	9
W. McClendon	0-0	0-0	0-0	0	0	0	0	1
M. Etienne	0-0	0-0	0-0	2	0	0	0	3
<b>TOTALS</b>	<b>26-64</b>	<b>4-14</b>	<b>9-11</b>	<b>36</b>	<b>13</b>	<b>65</b>	<b>9</b>	<b>200</b>

Halftime Score – Oregon 27, UCLA 21. Team Rebounds – UCLA 3, Oregon 2. Turnovers – Oregon 15, UCLA 9. Technicals – None. Attendance: 8,093. Officials – Verne Harris, Tony Padilla, Greg Nixon.

**Game No. 10 – December 10, 2022**  
**Pauley Pavilion – Los Angeles, Calif.**  
**(19) UCLA 87, Denver 64**

**DENVER 64**

NAME	FG	3FG	FT	R	PF	TP	A	MIN
L. Kisunas	4-6	0-0	0-0	5	3	8	2	31
T. Tainamo	6-10	1-2	3-4	7	3	16	0	32
T. Bruner	3-6	1-2	3-4	3	2	10	7	32
M. Lukic	1-2	1-2	1-2	2	2	4	0	16
J. Mullins	6-12	0-1	2-3	3	2	14	3	36
T. Corbett	1-2	0-0	0-2	5	2	2	0	10
B. Bowen	2-5	2-3	2-4	6	0	8	3	29
P. Lopez Sanvicente	0-2	0-1	0-0	1	2	0	0	5
D. Mukuna	0-0	0-0	2-2	2	0	2	0	4
K. Hess	0-0	0-0	0-0	0	0	0	0	1
J. Sanders	0-0	0-0	0-0	0	0	0	0	1
J. Bickham	0-1	0-1	0-0	1	0	0	0	1
<b>TOTALS</b>	<b>23-46</b>	<b>5-12</b>	<b>13-21</b>	<b>38</b>	<b>16</b>	<b>64</b>	<b>15</b>	<b>200</b>

**UCLA 87**

NAME	FG	3FG	FT	R	PF	TP	A	MIN
A. Bona	3-6	0-0	2-2	3	4	8	1	19
J. Clark	10-13	2-4	2-4	4	2	24	0	25
A. Bailey	2-9	0-3	0-0	4	1	4	2	25
T. Campbell	3-10	0-5	1-2	4	1	7	4	23
J. Jaquez Jr.	9-11	0-1	0-0	2	1	18	1	26
W. McClendon	1-6	1-4	0-0	2	2	3	2	11
D. Andrews	5-10	1-2	0-0	4	3	11	6	21
D. Singleton	2-7	2-4	0-0	4	1	6	3	20
K. Nwuba	1-1	0-0	0-0	1	2	2	1	14
A. Canka	2-2	0-0	0-0	1	2	4	1	8
M. Etienne	0-2	0-0	0-0	0	1	0	1	8
E. Manjikian	0-1	0-1	0-0	0	0	0	0	1
R. Stong	0-1	0-1	0-0	1	0	0	0	1
<b>TOTALS</b>	<b>38-79</b>	<b>6-25</b>	<b>5-8</b>	<b>31</b>	<b>19</b>	<b>87</b>	<b>22</b>	<b>200</b>

Halftime Score – UCLA 44, Denver 35. Team Rebounds – Denver 3, UCLA 1. Turnovers – Denver 24, UCLA 6. Technicals – None. Attendance: 6,459. Officials – Mike Scyphers, Jeff Wooten, Johnny Harrington.

**Game No. 11 – December 14, 2022**  
**XFINITY Center – College Park, Md.**  
**(16) UCLA 87, (20) Maryland 60**

**UCLA 87**

NAME	FG	3FG	FT	R	PF	TP	A	MIN
A. Bona	7-8	0-0	0-0	7	4	14	0	23
J. Clark	7-11	0-2	5-6	6	1	19	3	22
A. Bailey	2-7	0-1	0-0	2	2	4	3	27
T. Campbell	3-5	1-1	2-2	1	3	9	1	16
J. Jaquez Jr.	6-14	0-1	2-2	7	1	14	0	30
D. Andrews	1-1	0-0	2-2	0	3	4	2	16
K. Nwuba	0-0	0-0	0-0	3	0	0	1	12
D. Singleton	7-10	4-5	0-0	1	1	18	2	24
W. McClendon	1-3	0-2	1-2	0	0	3	1	16
A. Canka	0-2	0-0	0-0	0	2	0	0	7
M. Etienne	1-2	0-0	0-0	0	0	2	0	5
R. Stong	0-0	0-0	0-0	1	0	0	0	2
<b>TOTALS</b>	<b>35-63</b>	<b>5-12</b>	<b>12-14</b>	<b>30</b>	<b>17</b>	<b>87</b>	<b>13</b>	<b>200</b>

**MARYLAND 60**

NAME	FG	3FG	FT	R	PF	TP	A	MIN
J. Reese	2-4	0-0	0-0	3	1	4	0	17
D. Scott	4-8	2-6	2-3	6	3	12	2	31
D. Carey	2-6	1-4	0-0	1	0	5	0	19
J. Young	0-8	0-3	3-4	3	1	3	1	24
H. Hart	3-7	0-4	2-2	6	1	8	1	24
J. Long	0-4	0-1	1-2	4	0	1	3	17
P. Emilien	0-0	0-0	0-0	3	1	0	0	16
I. Martinez	6-9	4-5	0-0	4	2	16	1	22
I. Cornish	1-2	1-1	0-0	0	0	3	0	7
N. Batchelor	2-3	2-3	0-0	0	1	6	2	14
C. Swanton-Rodger	1-1	0-0	0-1	2	2	2	0	8
P. Dziuba	0-0	0-0	0-0	0	1	0	0	2
<b>TOTALS</b>	<b>21-52</b>	<b>10-27</b>	<b>8-12</b>	<b>33</b>	<b>13</b>	<b>60</b>	<b>10</b>	<b>200</b>

Halftime Score – UCLA 49, Maryland 20. Team Rebounds – UCLA 2, Maryland 1. Turnovers – Maryland 16, UCLA 4. Technicals – None. Attendance: 16,625. Officials – Larry Sciroto, Kelly Pfeifer, Keith Kimble.

**Game No. 12 – December 17, 2022**  
**Madison Square Garden – New York, N.Y.**  
**(16) UCLA 63, (13) Kentucky 53**

**UCLA 63**

NAME	FG	3FG	FT	R	PF	TP	A	MIN
A. Bona	0-0	0-0	0-0	4	4	0	1	12
J. Clark	6-11	0-2	3-6	8	2	15	2	36
A. Bailey	1-6	0-0	1-2	2	0	3	0	23
T. Campbell	7-17	0-2	1-1	3	1	15	2	35
J. Jaquez Jr.	9-19	0-2	1-2	12	3	19	4	37
D. Singleton	3-5	2-2	0-0	1	0	8	1	25
K. Nwuba	1-1	0-0	0-0	3	5	2	0	13
D. Andrews	0-0	0-0	0-0	0	1	0	0	2
W. McClendon	0-0	0-0	0-0	0	0	0	0	4
M. Etienne	0-0	0-0	1-4	5	1	1	1	13
<b>TOTALS</b>	<b>27-59</b>	<b>2-8</b>	<b>7-15</b>	<b>43</b>	<b>17</b>	<b>63</b>	<b>11</b>	<b>200</b>

**KENTUCKY 53**

NAME	FG	3FG	FT	R	PF	TP	A	MIN
J. Toppin	2-10	0-2	1-2	7	2	5	2	24
O. Tshiebwe	4-12	0-0						

**Game No. 13 – December 21, 2022**  
**Pauley Pavilion – Los Angeles, Calif.**  
**(13) UCLA 81, UC Davis 54**

**Game No. 14 – December 30, 2022**  
**Beasley Coliseum – Pullman, Wash.**  
**(11) UCLA 67, Washington State 66**

**Game No. 15 – January 1, 2023**  
**Alaska Airlines Arena – Seattle, Wash.**  
**(11) UCLA 74, Washington 49**

**UC DAVIS 54**

NAME	FG	3FG	FT	R	PF	TP	A	MIN
C. Anigwe	3-9	0-2	2-2	3	4	8	0	23
T. Johnson	6-14	0-2	1-2	2	4	13	4	30
R. Beasley	5-10	4-8	0-0	4	1	14	0	36
A. Adebayo	0-2	0-0	0-0	5	1	0	0	27
E. Pepper	6-13	2-5	2-4	2	4	16	1	29
K. Milling	0-2	0-2	0-0	3	1	0	0	17
N. Rocak	0-0	0-0	1-2	0	2	1	1	11
L. DeBruhl	0-2	0-1	0-0	3	2	0	1	9
S. Lose	0-0	0-0	0-0	2	1	0	0	11
D. Henry	0-3	0-0	0-0	1	0	0	0	4
S. Manu	1-1	0-0	0-0	0	0	2	0	3
<b>TOTALS</b>	<b>21-56</b>	<b>6-20</b>	<b>6-10</b>	<b>32</b>	<b>20</b>	<b>54</b>	<b>7</b>	<b>200</b>

**UCLA 81**

NAME	FG	3FG	FT	R	PF	TP	A	MIN
A. Bona	4-10	0-0	1-2	6	1	9	1	28
J. Clark	7-14	1-2	3-3	11	0	18	3	34
A. Bailey	3-6	1-1	0-0	1	0	7	0	19
T. Campbell	6-10	1-2	4-6	2	1	17	5	31
J. Jaquez Jr.	6-10	0-0	2-3	8	3	14	3	25
D. Singleton	2-7	2-3	0-0	3	1	6	0	22
K. Nwuba	2-4	0-0	0-0	3	2	4	0	12
D. Andrews	2-3	0-0	0-0	1	0	4	0	9
W. McClendon	0-2	0-2	0-0	0	2	0	3	11
A. Canka	1-1	0-0	0-0	1	1	2	0	9
<b>TOTALS</b>	<b>33-67</b>	<b>5-10</b>	<b>10-14</b>	<b>39</b>	<b>11</b>	<b>81</b>	<b>15</b>	<b>200</b>

Halftime Score – UCLA 33, UC Davis 21. Team Rebounds – UC Davis 7, UCLA 3. Turnovers – UC Davis 20, UCLA 12. Technicals – None. Attendance: 7,421. Officials – Keith Kimble, Randy Heimerman, Ryan Holmes.

**UCLA 67**

NAME	FG	3FG	FT	R	PF	TP	A	MIN
A. Bona	3-6	0-0	1-2	7	3	7	0	29
J. Clark	3-12	0-2	2-2	6	1	8	2	35
T. Campbell	5-15	2-3	4-4	2	2	16	2	37
J. Jaquez Jr.	5-14	0-1	10-10	8	2	20	0	36
D. Singleton	4-7	2-4	4-4	2	3	14	0	31
K. Nwuba	0-0	0-0	0-0	0	3	0	0	9
W. McClendon	1-2	0-1	0-0	1	2	2	1	19
M. Etienne	0-2	0-0	0-0	0	0	0	0	2
D. Andrews	0-0	0-0	0-0	1	0	0	0	1
<b>TOTALS</b>	<b>21-58</b>	<b>4-11</b>	<b>21-22</b>	<b>31</b>	<b>16</b>	<b>67</b>	<b>5</b>	<b>200</b>

**WASHINGTON STATE 66**

NAME	FG	3FG	FT	R	PF	TP	A	MIN
DJ Rodman	7-10	2-3	3-3	5	4	19	1	31
A. Jakimovski	1-4	0-2	2-2	5	1	4	1	19
M. Gueye	6-14	1-2	5-7	18	3	18	0	32
TJ Bamba	2-9	1-3	0-0	4	3	5	2	35
J. Powell	2-6	1-5	0-0	1	3	5	2	21
J. Mullins	4-9	3-7	0-0	2	1	11	3	30
K. Houinsou	1-2	0-0	0-0	3	1	2	1	22
A. Diongue	1-2	0-0	0-0	1	1	2	0	10
C. Rosario	0-0	0-0	0-0	0	0	0	0	0+
<b>TOTALS</b>	<b>24-56</b>	<b>8-22</b>	<b>10-12</b>	<b>40</b>	<b>18</b>	<b>66</b>	<b>10</b>	<b>200</b>

Halftime Score – Washington State 37, UCLA 32. Team Rebounds – UCLA 4, Washington State 1. Turnovers – Washington State 14, UCLA 6. Technicals – None. Attendance: 3,238. Officials – Frank Harvey III, Larry Sciroto, Deldre Carr.

**UCLA 74**

NAME	FG	3FG	FT	R	PF	TP	A	MIN
A. Bona	8-10	0-0	2-3	2	3	18	0	26
J. Clark	1-9	0-1	0-0	11	3	2	1	26
T. Campbell	5-11	4-7	1-1	3	0	15	11	32
J. Jaquez Jr.	7-15	3-5	0-0	7	1	17	5	33
D. Singleton	4-9	2-7	4-4	3	1	14	0	35
K. Nwuba	0-0	0-0	0-0	0	0	0	0	5
W. McClendon	0-2	0-1	0-0	0	1	0	1	13
D. Andrews	0-0	0-0	0-0	0	0	0	1	12
A. Canka	2-6	0-2	0-0	4	1	4	1	12
M. Etienne	2-2	0-0	0-0	2	1	4	0	4
L. Cremonesi	0-0	0-0	0-0	0	0	0	0	2
<b>TOTALS</b>	<b>29-64</b>	<b>9-23</b>	<b>7-8</b>	<b>36</b>	<b>15</b>	<b>74</b>	<b>20</b>	<b>200</b>

**WASHINGTON 49**

NAME	FG	3FG	FT	R	PF	TP	A	MIN
K. Brooks Jr.	1-7	0-3	4-4	4	1	6	2	29
B. Meah	9-10	0-0	2-5	7	3	20	0	32
C. Bajema	3-9	1-6	2-3	7	1	9	1	38
K. Menfield	0-4	0-3	0-2	1	0	0	1	11
N. Williams	2-9	0-4	1-2	2	5	5	5	36
J. Bey	1-5	0-2	0-0	5	1	2	0	21
J. Grant	0-0	0-0	0-0	0	0	0	0	2
K. Johnson	3-10	1-6	0-0	5	1	7	3	27
K. Luttinen	0-1	0-1	0-0	0	1	0	0	4
<b>TOTALS</b>	<b>19-55</b>	<b>2-25</b>	<b>9-16</b>	<b>34</b>	<b>13</b>	<b>49</b>	<b>12</b>	<b>200</b>

Halftime Score – UCLA 36, Washington 27. Team Rebounds – UCLA 4, Washington 3. Turnovers – Washington 13, UCLA 8. Technicals – Cole Bajema (Washington). Attendance: 7,494. Officials – John Higgins, Mike Reed, Michael Greenstein.

**Game No. 16 – January 5, 2023**  
**Pauley Pavilion – Los Angeles, Calif.**  
**(10) UCLA 60, USC 58**

**Game No. 17 – January 12, 2023**  
**Pauley Pavilion – Los Angeles, Calif.**  
**(7) UCLA 68, Utah 49**

**Game No. 18 – January 14, 2023**  
**Pauley Pavilion – Los Angeles, Calif.**  
**(7) UCLA 68, Colorado 54**

**USC 58**

NAME	FG	3FG	FT	R	PF	TP	A	MIN
J. Morgan	1-1	0-0	0-0	0	1	2	0	18
K. Johnson	4-9	0-2	0-0	4	3	8	2	31
B. Ellis	4-11	0-3	2-2	5	2	10	0	30
D. Peterson	4-8	1-2	0-0	5	3	9	3	36
T. White	3-10	1-6	0-0	4	2	7	2	25
R. Dixon-Waters	7-7	0-0	2-2	4	1	16	2	27
M. Thomas	0-5	0-2	0-0	1	1	0	0	12
H. Hornery	2-2	1-1	1-2	3	2	6	1	17
K. Wright	0-0	0-0	0-0	0	3	0	0	4
<b>TOTALS</b>	<b>25-53</b>	<b>3-16</b>	<b>5-6</b>	<b>30</b>	<b>18</b>	<b>58</b>	<b>10</b>	<b>200</b>

**UCLA 60**

NAME	FG	3FG	FT	R	PF	TP	A	MIN
A. Bona	3-5	0-0	2-4	10	4	8	1	33
J. Clark	5-16	2-7	3-3	5	2	15	1	37
T. Campbell	3-14	2-7	0-0	4	3	8	5	31
J. Jaquez Jr.	5-13	1-3	1-4	7	0	12	2	38
D. Singleton	3-8	3-7	3-4	4	1	12	3	35
D. Andrews	1-2	1-2	0-0	0	1	3	0	12
W. McClendon	0-0	0-0	2-2	1	0	2	0	7
K. Nwuba	0-0	0-0	0-0	2	0	0	0	7
<b>TOTALS</b>	<b>20-58</b>	<b>9-26</b>	<b>11-17</b>	<b>36</b>	<b>11</b>	<b>60</b>	<b>12</b>	<b>200</b>

Halftime Score – UCLA 44, USC 26. Team Rebounds – USC 4, UCLA 3. Turnovers – USC 10, UCLA 8. Technicals – Drew Peterson (USC). Attendance: 13,659. Officials – Tony Padilla, Gregory Nixon, David Hall.

**UTAH 49**

NAME	FG	3FG	FT	R	PF	TP	A	MIN
B. Carlson	2-5	0-1	0-1	4	1	4	2	22
M. Anthony	1-5	0-0	2-4	4	2	4	0	25
L. Stefanovic	4-10	1-4	0-0	1	1	9	0	25
R. Worster	4-7	1-2	3-3	1	0	12	1	23
G. Madsen	2-9	1-4	0-0	2	1	5	1	25
B. Holt	2-4	0-2	2-2	4	2	6	1	24
K. Keita	0-1	0-0	0-0	3	1	0	0	15
L. Tarlac	0-0	0-0	0-0	0	2	0	0	11
M. Saunders Jr.	1-4	1-2	0-0	1	0	3	3	12
J. Brenchley	0-1	0-1	0-1	2	1	0	0	8
W. Jr. Exacte	2-3	2-3	0-0	0	0	6	1	10
B. Haddock	0-0	0-0	0-0	0	0	0	0	1
<b>TOTALS</b>	<b>18-49</b>	<b>6-19</b>	<b>7-11</b>	<b>26</b>	<b>11</b>	<b>49</b>	<b>9</b>	<b>200</b>

**UCLA 68**

NAME	FG	3FG	FT	R	PF	TP	A	MIN
A. Bona	7-9	0-0	1-2	8	4	15	2	25
J. Clark	5-10	1-3	0-0	5	1	11	1	33
T. Campbell	7-14	3-6	0-2	2	1	17	7	36
J. Jaquez Jr.	3-11	1-2	1-2	12	1	8	6	35
D. Singleton	3-7	0-3	0-0	1	3	6	1	26
W. McClendon	0-1	0-1	1-2	2	1	1	2	14
K. Nwuba	0-0	0-0	0-0	3	2	0	1	15
D. Andrews	3-5	2-3	0-0	4	0	8	0	9
A. Canka	1-3	0-0	0-0	0	1	2	1	5
M. Etienne	0-0	0-0	0-0	0	0	0	0	2
<b>TOTALS</b>	<b>29-60</b>	<b>7-18</b>	<b>3-8</b>	<b>40</b>	<b>14</b>	<b>68</b>	<b>21</b>	<b>200</b>

Halftime Score – UCLA 31, Utah 22. Team Rebounds – Utah 4, UCLA 3. Turnovers – Utah 16, UCLA 12. Technicals – None. Attendance: 11,771. Officials – Michael Irving, Glen Mayberry, Jim Schipper.

**COLORADO 54**

NAME	FG	3FG	FT	R	PF	TP	A	MIN
T. da Silva	2-6	2-4	4-4	2	3	10	0	27
L. Lovering	1-1	0-0	1-1	5	3	3	0	24
KJ Simpson	5-15	1-4	6-7	5	1	17	3	35
J. Hadley	1-8	0-0	1-2	10	3	3	2	32
N. Clifford	2-5	0-0	1-2	0	0	5	1	18
L. O'Brien	2-4	1-1	0-0	5	4	5	0	22
J. Hammond III	0-1	0-1	0-0	0	0	0	2	11
J. Ruffin	2-7	0-3	7-7	3	2	11	0	20
E. Wright	0-2	0-1	0-0	5	0	0	0	11
<b>TOTALS</b>	<b>15-49</b>	<b>4-14</b>	<b>20-23</b>	<b>39</b>	<b>16</b>	<b>54</b>	<b>8</b>	<b>200</b>

**UCLA 68**

NAME	FG	3FG	FT	R	PF	TP	A	MIN
A. Bona	2-4	0-0	5-7	5	4	9	2	25
J. Clark	5-10	2-4	6-9	8	4	18	4	35
T. Campbell	4-15	1-6	2-2	5	1	11	3	37
J. Jaquez Jr.	11-23	1-2	0-1	13	3	23	2	38
D. Singleton	2-9	0-6	3-4	4	1	7	0	36
K. Nwuba	0-0	0-0	0-0	0	3	0	0	9
D. Andrews	0-2	0-1	0-1	2	2	0	0	10
W. McClendon	0-0	0-0	0-0	0	2	0	0	5
M. Etienne	0-0	0-0	0-0	0	0	0	0	4
A. Canka	0-0	0-0	0-0	0	0	0	0	1
<b>TOTALS</b>	<b>24-63&lt;/</b>							

**Game No. 19 – January 19, 2023**  
**Desert Financial Arena – Tempe, Ariz.**  
**(5) UCLA 74, Arizona State 62**

**Game No. 20 – January 21, 2023**  
**McKale Center – Tucson, Ariz.**  
**(11) Arizona 58, (5) UCLA 52**

**Game No. 21 – January 26, 2023**  
**Galen Center – Los Angeles, Calif.**  
**USC 77, (8) UCLA 64**

**UCLA 74**

NAME	FG	3FG	FT	R	PF	TP	A	MIN
A. Bona	2-4	0-0	1-2	3	3	5	0	27
J. Clark	3-9	0-2	4-5	8	1	10	1	39+
T. Campbell	7-11	0-1	8-9	3	1	22	1	34
J. Jaquez Jr.	4-12	1-3	0-2	6	3	9	5	28
D. Singleton	7-10	4-6	3-3	4	1	21	1	38
D. Andrews	3-4	1-1	0-0	2	3	7	1	12
K. Nwuba	0-1	0-0	0-0	1	2	0	0	13
W. McClendon	0-1	0-1	0-0	0	0	0	0	7
A. Canka	0-0	0-0	0-0	0	0	0	0	2
M. Etienne	0-0	0-0	0-0	0	1	0	0	0+
<b>TOTALS</b>	<b>26-52</b>	<b>6-14</b>	<b>16-21</b>	<b>30</b>	<b>15</b>	<b>74</b>	<b>9</b>	<b>200</b>

**ARIZONA STATE 62**

NAME	FG	3FG	FT	R	PF	TP	A	MIN
W. Washington	2-4	0-0	5-6	7	2	9	2	33
DJ Horne	4-9	2-4	4-4	2	3	14	3	34
D. Cambridge Jr.	6-14	3-7	0-0	3	2	15	1	30
F. Collins	2-3	2-2	0-0	3	2	6	3	30
D. Cambridge	3-9	0-4	0-0	4	1	6	1	31
A. Nunez	4-6	2-4	0-0	0	1	10	1	13
A. Gaffney	0-1	0-1	0-2	1	0	0	0	10
J. Neal	0-1	0-0	0-0	1	2	0	0	5
D. Brennan	0-1	0-0	0-0	0	2	0	0	4
L. Muhammad	0-0	0-0	0-0	0	0	0	0	8
E. Boakye	1-1	0-0	0-0	0	0	2	1	4
<b>TOTALS</b>	<b>22-49</b>	<b>9-22</b>	<b>9-12</b>	<b>25</b>	<b>15</b>	<b>62</b>	<b>12</b>	<b>200</b>

Halftime Score – Arizona State 35, UCLA 30. Team Rebounds – Arizona State 4, UCLA 3. Turnovers – Arizona State 18, UCLA 13. Technicals – Dylan Andrews (UCLA), Devan Cambridge (ASU). Attendance: 13,363. Officials – Keith Kimble, Mike Reed, Nate Harris.

**UCLA 52**

NAME	FG	3FG	FT	R	PF	TP	A	MIN
A. Bona	5-6	0-0	1-2	6	4	11	1	27
J. Clark	4-13	1-3	3-4	10	1	12	1	34
T. Campbell	5-18	2-4	1-2	2	2	13	7	37
J. Jaquez Jr.	5-17	1-6	1-3	11	2	12	2	37
D. Singleton	0-5	0-3	0-0	2	2	0	0	35
K. Nwuba	0-0	0-0	0-0	2	4	0	2	10
W. McClendon	2-4	0-2	0-0	1	0	4	0	10
D. Andrews	0-4	0-2	0-0	0	0	0	0	8
M. Etienne	0-0	0-0	0-0	2	1	0	0	3
<b>TOTALS</b>	<b>21-67</b>	<b>4-20</b>	<b>6-11</b>	<b>44</b>	<b>16</b>	<b>52</b>	<b>13</b>	<b>200</b>

**ARIZONA 58**

NAME	FG	3FG	FT	R	PF	TP	A	MIN
A. Tubelis	5-15	0-0	4-6	10	3	14	2	33
C. Henderson Jr.	0-1	0-1	0-0	4	4	0	1	21
O. Ballo	4-8	0-0	8-11	8	1	16	1	31
C. Ramey	4-6	3-5	0-0	3	3	11	2	33
K. Kriisa	2-9	2-8	1-1	4	1	7	2	36
P. Larsson	3-7	0-2	2-2	4	1	8	3	30
K. Boswell	1-3	0-2	0-0	2	0	2	2	15
<b>TOTALS</b>	<b>19-49</b>	<b>5-18</b>	<b>15-20</b>	<b>37</b>	<b>13</b>	<b>58</b>	<b>13</b>	<b>200</b>

Halftime Score – Arizona 26, UCLA 23. Team Rebounds – UCLA 8, Arizona 2. Turnovers – Arizona 17, UCLA 11. Technicals – Jaylen Clark (UCLA). Attendance: 14,688. Officials – Tony Padilla, Frank Harvey III, Michael Greenstein.

**UCLA 64**

NAME	FG	3FG	FT	R	PF	TP	A	MIN
A. Bona	2-4	0-0	3-6	7	4	7	0	30
J. Clark	0-7	0-2	3-4	5	2	3	0	26
T. Campbell	4-10	2-3	4-4	1	1	14	7	38
J. Jaquez Jr.	5-10	1-3	4-4	8	1	15	2	37
D. Singleton	5-14	4-9	0-0	5	4	14	2	33
M. Etienne	0-0	0-0	0-0	0	0	0	0	4
A. Bailey	4-10	1-1	2-2	3	0	11	2	23
W. McClendon	0-1	0-0	0-0	1	2	0	0	3
K. Nwuba	0-0	0-0	0-0	1	0	0	0	7
<b>TOTALS</b>	<b>20-56</b>	<b>8-18</b>	<b>16-20</b>	<b>34</b>	<b>15</b>	<b>64</b>	<b>13</b>	<b>200</b>

**USC 77**

NAME	FG	3FG	FT	R	PF	TP	A	MIN
J. Morgan	0-1	0-0	0-0	1	3	0	0	23
K. Johnson	2-8	2-4	4-4	5	3	10	5	38
B. Ellis	9-17	3-9	10-10	4	3	31	6	37
D. Peterson	6-10	3-4	1-2	4	3	16	2	39
T. White	3-5	1-2	0-0	4	4	7	0	23
R. Dixon-Waters	2-6	1-3	0-0	1	2	5	1	14
V. Ivuchukwu	2-3	0-0	2-2	3	0	6	0	17
O. Sellers	1-1	0-0	0-0	0	0	2	0	4
M. Thomas	0-0	0-0	0-0	2	0	0	0	6
<b>TOTALS</b>	<b>25-51</b>	<b>10-22</b>	<b>17-18</b>	<b>26</b>	<b>18</b>	<b>77</b>	<b>14</b>	<b>200</b>

Halftime Score – UCLA 37, USC 25. Team Rebounds – UCLA 3, USC 2. Turnovers – UCLA 13, USC 9. Technicals – Head Coach (UCLA). Attendance: 9,605. Officials – Verne Harris, Randy McCall, Michael Irving.

**Game No. 22 – February 2, 2023**  
**Pauley Pavilion – Los Angeles, Calif.**  
**(9) UCLA 70, Washington 61**

**Game No. 23 – February 4, 2023**  
**Pauley Pavilion – Los Angeles, Calif.**  
**(9) UCLA 76, Washington State 52**

**Game No. 24 – February 9, 2023**  
**Gill Coliseum – Corvallis, Ore.**  
**(7) UCLA 62, Oregon State 47**

**WASHINGTON 61**

NAME	FG	3FG	FT	R	PF	TP	A	MIN
K. Brooks Jr.	9-17	2-7	3-6	2	2	23	1	39
B. Meah	4-4	0-0	2-3	6	5	10	2	35
PJ Fuller II	3-10	3-7	2-2	6	2	11	3	35
C. Bajema	4-7	3-5	0-0	4	4	11	2	29
K. Menifield	0-2	0-1	0-0	0	1	0	1	13
J. Bey	2-9	0-6	2-2	3	1	6	4	35
K. Johnson	0-0	0-0	0-0	0	2	0	1	9
J. Grant	0-0	0-0	0-0	0	0	0	0	1
L. Wilson	0-0	0-0	0-0	0	0	0	0	2
<b>TOTALS</b>	<b>22-49</b>	<b>8-26</b>	<b>9-13</b>	<b>23</b>	<b>17</b>	<b>61</b>	<b>13</b>	<b>200</b>

**UCLA 70**

NAME	FG	3FG	FT	R	PF	TP	A	MIN
A. Bona	3-4	0-0	4-7	8	4	10	0	35
J. Clark	4-9	0-2	1-2	7	4	9	3	29
A. Bailey	6-9	1-2	0-1	1	2	13	3	24
T. Campbell	4-8	1-5	2-2	1	2	11	5	32
J. Jaquez Jr.	6-13	1-3	2-2	10	4	15	1	31
D. Singleton	2-8	2-7	3-4	5	2	9	0	33
D. Andrews	1-2	1-2	0-0	1	2	3	3	10
K. Nwuba	0-0	0-0	0-0	0	0	0	0	5
A. Canka	0-0	0-0	0-0	0	0	0	0	0+
<b>TOTALS</b>	<b>26-51</b>	<b>6-21</b>	<b>12-18</b>	<b>36</b>	<b>20</b>	<b>70</b>	<b>15</b>	<b>200</b>

Halftime Score – UCLA 38, Washington 22. Team Rebounds – UCLA 3, Washington 2. Turnovers – Washington 20, UCLA 18. Technicals – None. Attendance: 8,309. Officials – David Hall, Frank Harvey III, Jim Schipper.

**WASHINGTON STATE 52**

NAME	FG	3FG	FT	R	PF	TP	A	MIN
A. Jakimovski	2-6	1-4	0-0	6	1	5	2	30
M. Gueye	3-13	0-1	0-2	4	3	6	2	31
J. Mullins	1-7	1-6	2-2	4	1	5	2	29
TJ Bamba	6-11	2-6	5-6	5	1	19	0	34
J. Powell	5-13	5-10	2-2	4	1	17	1	34
K. Houinsou	0-2	0-0	0-2	4	1	0	4	18
C. Rosario	0-2	0-0	0-0	2	1	0	0	16
J. Wilson	0-1	0-0	0-0	1	2	0	0	6
A. Diongue	0-0	0-0	0-0	0	0	0	0	1
B. Olesen	0-0	0-0	0-0	0	0	0	0	1
<b>TOTALS</b>	<b>17-55</b>	<b>9-27</b>	<b>9-14</b>	<b>32</b>	<b>11</b>	<b>52</b>	<b>11</b>	<b>200</b>

**UCLA 76**

NAME	FG	3FG	FT	R	PF	TP	A	MIN
A. Bona	4-5	0-0	1-2	3	3	9	0	29
J. Clark	5-15	2-4	0-0	4	2	12	1	36
A. Bailey	4-7	2-4	0-0	4	3	10	1	20
T. Campbell	2-8	0-4	0-1	3	1	4	9	30
J. Jaquez Jr.	9-17	3-5	3-4	15	1	24	2	33
D. Singleton	2-4	2-4	2-2	3	1	8	2	23
D. Andrews	2-4	0-1	0-0	3	1	4	3	14
A. Canka	0-0	0-0	0-0	1	0	0	0	3
M. Etienne	1-1	0-0	1-2	2	0	3	0	3
L. Cremonesi	0-0	0-0	0-0	0	0	0	0	1
R. Stong	0-0	0-0	0-0	0	0	0	0	1
<b>TOTALS</b>	<b>30-62</b>	<b>9-22</b>	<b>7-11</b>	<b>40</b>	<b>14</b>	<b>76</b>	<b>18</b>	<b>200</b>

Halftime Score – UCLA 35, Washington State 26. Team Rebounds – Washington State 2, UCLA 1. Turnovers – Washington State 15, UCLA 10. Technicals – None. Attendance: 10,117. Officials – Gerry Pollard, Eric Curry, Glen Mayberry.

**UCLA 62**

NAME	FG	3FG	FT	R	PF	TP	A	MIN
A. Bona	1-1	0-0	1-2	5	2	3	0	24
J. Clark	7-10	1-3	1-2	3	5	16	3	30
A. Bailey	10-16	0-2	4-4	2	1	24	1	26
T. Campbell	1-6	1-4	0-0	2	0	3	5	27
J. Jaquez Jr.	3-10	1-3	0-1	12	3	7	2	28
W. McClendon	0-1	0-0	0-0	1	0	0	1	10
D. Singleton	2-4	2-4	0-0	1	1	6	0	11
K. Nwuba	0-0	0-0	0-0	2	0	0	0	16
D. Andrews	1-2	1-2	0-0	1	2	3	1	12
M. Etienne	0-0	0-0	0-0	0	0	0	1	3
A. Canka	0-0	0-0	0-0	0	0	0	0	2
<b>TOTALS</b>	<b>25-50</b>	<b>6-18</b>	<b>6-9</b>	<b>30</b>	<b>14</b>	<b>62</b>	<b>14</b>	<b>200</b>

**OREGON STATE 47**

NAME	FG	3FG	FT	R	PF	TP	A	MIN
T. Bilodeau	1-3	0-1	4-4	3	1	6	0	23
M. Rataj	1-4	1-4	0-0	5	1	3	0	18
R. Andela	0-1	0-0	0-0	1	2	0	0	15
J. Pope	7-14	3-4	0-0	1	3	17	2	24
C. Wright	0-5	0-4	2-2	2	1	2	0	30
KC Ibekwe	1-2	0-0	0-0	1	2	2	0	17
G. Taylor Jr.	4-8	0-2	2-2	4	2	10	1	26
D. Akanno	0-4	0-2	0-0	1	0	0	0	15
D. Ryuny	2-3	1-2	2-2	3	1	7	0	1
N. Krass	0-1	0-0	0-0	1	0	0	1	14
<b>TOTALS</b>	<b>16-45</b>	<b>5-19</b>	<b>10-10</b>	<b>26</b>	<b>13</b>	<b>47</b>	<b>4</b>	<b>200</b>

**Game No. 25 – February 11, 2023  
Matthew Knight Arena – Eugene, Ore.  
(7) UCLA 70, Oregon 63**

**UCLA 70**

NAME	FG	3FG	FT	R	PF	TP	A	MIN
A. Bona	3-5	0-0	0-0	4	5	6	0	13
J. Clark	4-10	1-1	4-7	3	1	13	3	33
A. Bailey	4-7	0-1	0-1	2	2	8	0	27
T. Campbell	4-15	1-4	0-1	1	0	9	4	38
J. Jaquez Jr.	8-20	2-3	7-8	12	1	25	3	39
K. Nwuba	0-1	0-0	0-0	1	5	0	0	12
D. Andrews	0-0	0-0	0-0	0	0	0	0	1
W. McClendon	0-0	0-0	0-0	1	0	0	0	3
D. Singleton	2-2	2-2	3-4	3	1	9	2	20
M. Etienne	0-0	0-0	0-0	4	1	0	0	14
<b>TOTALS</b>	<b>25-60</b>	<b>6-11</b>	<b>14-21</b>	<b>35</b>	<b>20</b>	<b>70</b>	<b>12</b>	<b>200</b>

**OREGON 63**

NAME	FG	3FG	FT	R	PF	TP	A	MIN
N. Dante	5-9	0-0	3-5	9	3	13	0	29
N. Bittle	0-0	0-0	0-0	2	2	0	0	11
W. Richardson	2-8	1-5	0-0	3	4	5	3	38
J. Couisnard	5-11	2-6	7-8	2	1	19	3	34
R. Soares	3-4	1-2	2-2	1	3	9	2	27
Q. Guerrier	1-5	1-4	0-0	7	3	3	1	17
K. Ware	3-8	0-1	2-2	6	0	8	0	10
K. Barthelemy	2-3	2-2	0-0	1	1	6	2	28
L. Wur	0-0	0-0	0-0	1	2	0	0	5
B. Rigsby	0-0	0-0	0-0	0	1	0	0	1
<b>TOTALS</b>	<b>21-48</b>	<b>7-20</b>	<b>14-17</b>	<b>35</b>	<b>20</b>	<b>63</b>	<b>11</b>	<b>200</b>

Halftime Score – Oregon 33, UCLA 30. Team Rebounds – UCLA 4, Oregon 3. Turnovers – Oregon 16, UCLA 8. Technicals – None. Attendance: 10,272. Officials – Tony Padilla, Shawn Lehigh, Nate Harris.

**THE LAST MEETING: UCLA 80, STANFORD 66  
Thursday, Dec. 1, 2022 (at Stanford's Maples Pavilion)**

Jaime Jaquez Jr. scored a game-high 27 points for UCLA when the Bruins faced off at Stanford back on Thursday, Dec. 1, in the first Pac-12 game of the season for both teams.

Jaquez Jr. made his first four shot attempts and was 7-for-9 shooting in the first half, totaling 15 points. Amari Bailey scored 15 of his 19 points in the first half. Tyger Campbell added 17 points and eight assists. Seven of Campbell's assists took place in the first half.

UCLA improved to 6-2 overall and led the Pac-12 game from start to finish, thanks to a powerful 17-0 surge in the first five minutes of the contest. UCLA knocked down each of its first eight shots. Bailey helped the Bruins spark the early run with back-to-back buckets coming off a 3-pointer and a layup at the 15:40 mark. He drilled his second 3-pointer just six minutes later, putting UCLA on top by a 23-point margin (at 32-9). That marked UCLA's largest lead of the night.

Bailey had a pair of dunks in his 15-point first half at Stanford. The freshman's first dunk was a putback jam over 7-foot-1 defender Maxime Raynaud.

"You saw this week, the first road game is the scariest road game, especially with our freshmen," said Mick Cronin, the Bruins' fourth-year head coach. "So I was really happy with the way we started out. We rode that the rest of the way. You're not going to keep sustaining that. You're not going to win by 40 against Stanford. They've got too many players. Jerod [Haase] is a good coach. They're going to fight back."

Stanford fell to 3-5 with the loss. The Cardinal were led by Spencer Jones' 18 points. He scored 15 of his team-leading 18 points after halftime. Michael Jones totaled 10 points and finished the game having shot 3-for-9 from the field.

UCLA went into the locker room at halftime with a 50-29 lead against Stanford.

Jones sparked the Cardinal's offense with seven straight points out of the break to spur a 9-0 scoring run, shrinking the Bruins' lead to 12 points at 50-38. UCLA was held scoreless for five minutes between the 8:34 and 3:42 marks. During that stretch, Jones nailed four more shots, including two 3-pointers to help bring Stanford within 10 points of UCLA, at 66-58, with 4:30 remaining in the second half.

Adem Bona sunk two free throws and Jaquez Jr. knocked down two put the game on ice with just over two minutes to play. Jaquez Jr. converted three and-1 opportunities in the game. As a team, the Bruins were 10-for-11 from the free throw line.

UCLA shot 59 percent from the field and hit six of 14 shot attempts from 3-point range.

**UCLA'S LAST MATCHUP WITH STANFORD  
December 1, 2022 – Maples Pavilion – Stanford, Calif.  
No. 21 UCLA 80, Stanford 66**

**UCLA 80**

NAME	FG	3FG	FT	O-R	D-R	REB	PF	TP	A	MIN
Adem Bona	1-2	0-0	2-2	0	0	0	5	4	0	14:53
Jaylen Clark	2-3	0-0	0-0	1	0	1	3	4	0	19:35
Amari Bailey	7-9	2-2	3-4	1	5	6	2	19	3	32:42
Tyger Campbell	6-13	3-4	2-2	0	2	2	1	17	8	36:31
Jaime Jaquez Jr.	12-17	0-2	3-3	2	2	4	1	27	1	37:09
Kenneth Nwuba	0-0	0-0	0-0	1	3	4	2	0	0	17:10
David Singleton	4-10	1-6	0-0	0	2	2	0	9	1	29:10
Dylan Andrews	0-0	0-0	0-0	0	0	0	1	0	0	3:56
Mac Etienne	0-0	0-0	0-0	0	3	3	2	0	0	6:04
Abramo Canka	0-0	0-0	0-0	1	0	1	0	0	0	2:50
<b>TOTALS</b>	<b>32-54</b>	<b>6-14</b>	<b>10-11</b>	<b>7</b>	<b>21</b>	<b>28</b>	<b>17</b>	<b>80</b>	<b>13</b>	<b>200:00</b>

**STANFORD 66**

NAME	FG	3FG	FT	O-R	D-R	REB	PF	TP	A	MIN
Spencer Jones	7-10	3-5	1-2	2	1	3	2	18	1	29:25
Brandon Angel	1-2	1-1	2-2	1	0	1	3	5	0	12:36
Maxime Raynaud	1-3	0-1	0-0	0	2	2	4	2	0	14:17
Harrison Ingram	3-8	0-5	0-0	0	1	1	1	6	1	19:33
Isa Silva	3-8	1-3	1-2	0	1	1	3	8	1	21:30
Michael Jones	3-9	2-7	2-3	0	3	3	0	10	5	26:49
Max Murrell	0-0	0-0	0-0	1	0	1	0	0	0	17:18
Michael O'Connell	0-3	0-0	0-0	0	1	1	0	0	2	20:23
James Keefe	3-4	0-0	3-5	4	3	7	1	9	4	23:50
Ryan Agarwal	3-6	2-5	0-0	0	1	1	1	8	1	14:19
<b>TOTALS</b>	<b>24-53</b>	<b>9-27</b>	<b>9-14</b>	<b>11</b>	<b>13</b>	<b>24</b>	<b>15</b>	<b>66</b>	<b>15</b>	<b>200:00</b>

Halftime Score – UCLA 50, Stanford 29. Team Rebounds – UCLA 5, Stanford 3. Turnovers – Stanford 17, UCLA 16. Technicals – Amari Bailey (UCLA). Attendance: 6,001. Officials – Tony Padilla, Rick Batsell, Kurt Walker.

## DYLAN ANDREWS (2)

FRESHMAN – G – 6-2, 170 – Gardena, California (Compass Prep [Chandler, Arizona])

### SEASON/CAREER BEST PERFORMANCES

Category	Season High	Career High
Points	11 vs. Denver (Dec. 10, 2022)	11 vs. Denver (Dec. 10, 2022)
Rebounds	5 vs. Pepperdine (Nov. 23, 2022)	5 vs. Pepperdine (Nov. 23, 2022)
Assists	6 vs. Denver (Dec. 10, 2022)	6 vs. Denver (Dec. 10, 2022)
Steals	2 vs. Pepperdine (Nov. 23, 2022)	2 vs. Pepperdine (Nov. 23, 2022)
Blocks	1 vs. Long Beach State (Nov. 11, 2022)	1 vs. Long Beach State (Nov. 11, 2022)
Minutes	21 vs. Denver (Dec. 10, 2022)	21 vs. Denver (Dec. 10, 2022)
FG Made	5 vs. Denver (Dec. 10, 2022)	5 vs. Denver (Dec. 10, 2022)
FG Att.	10 vs. Denver (Dec. 10, 2022)	10 vs. Denver (Dec. 10, 2022)
3PPG Made	2 vs. Utah (Jan. 12, 2023)	2 vs. Utah (Jan. 12, 2023)
3PPG Att.	3 (3 times), last vs. Utah (Jan. 12, 2023)	3 (3 times), last vs. Utah (Jan. 12, 2023)
FT Made	2 (3 times), last at Maryland (Dec. 14, 2022)	2 (3 times), last at Maryland (Dec. 14, 2022)
FT Att.	2 (4 times), last at Maryland (Dec. 14, 2022)	2 (4 times), last at Maryland (Dec. 14, 2022)

### KEY NOTES ON DYLAN ANDREWS

- Has averaged 3.1 points, 1.3 rebounds and 1.1 assists in 24 games ... has averaged 10.5 minutes per game off the bench
- Through 24 games this season, has totaled 26 assists and 13 turnovers ... has compiled an assist-turnover ratio of 2-to-1
- Talled season highs with 11 points and six assists in UCLA's victory against Denver (Dec. 10, 2022) ... was honored as the Pac-12 Freshman of the Week after that performance
- Attended Windward School (Los Angeles) for three years, before spending his senior season at Compass Prep in Chandler, Ariz.
- Was ranked the No. 40 player in his high school class by 247Sports.com (was also ranked No. 44 by ESPN.com)
- As a high school senior at Compass Prep (2021-22), he averaged 13.6 points, 3.2 rebounds and 2.6 assists per game
- As described by UCLA head coach Mick Cronin, "Dylan is the fastest guy I've coached, with the ball, in my time through 27 years in college."
- Led Compass Prep to the 2022 GEICO Nationals as the tournament's No. 6 seed (lost to No. 3-seed Montverde Academy, quarterfinals)
- As a youngster, he idolized Kobe Bryant ... says the NBA player who he would most like to have as a teammate is LeBron James

### DYLAN ANDREWS' GAME-BY-GAME (2022-23)

DATE	OPP	G-GS	MIN	FG-FGA	PCT	3FG-A	PCT	FT-FTA	PCT	OR	DR	TOT	PF-DQ	A	TO	BS	S	PTS
11-07	Sacramento State	1-0	12:18	1-4	.250	0-1	.000	0-1	.000	0	1	1	0-0	1	0	0	1	2
11-11	Long Beach State	1-0	11:00	1-2	.500	0-0	.000	0-0	.000	1	0	1	1-0	1	0	1	0	2
11-14	Norfolk State	1-0	13:06	1-2	.500	0-0	.000	1-2	.500	2	0	2	2-0	0	0	0	1	3
11-18	vs. Illinois	1-0	2:48	0-1	.000	0-0	.000	0-0	.000	0	0	0	1-0	0	1	0	0	0
11-20	vs. Baylor	1-0	15:09	2-5	.400	1-3	.333	2-2	1.000	0	1	1	0-0	2	0	0	0	7
11-23	Pepperdine	1-0	17:06	1-5	.200	0-2	.000	1-1	1.000	0	5	5	1-0	2	0	0	2	3
11-27	Bellarmine	1-0	17:56	1-4	.250	0-3	.000	2-2	1.000	1	1	2	0-0	3	1	0	1	4
12-01	at Stanford	1-0	3:56	0-0	.000	0-0	.000	0-0	.000	0	0	0	1-0	0	0	0	0	0
12-04	Oregon	1-0	9:26	3-6	.500	0-2	.000	0-0	.000	0	0	0	1-0	0	1	0	0	6
12-10	Denver	1-0	21:06	5-10	.500	1-2	.500	0-0	.000	1	3	4	3-0	6	0	0	0	11
12-14	at Maryland	1-0	15:37	1-1	1.000	0-0	.000	2-2	1.000	0	0	0	3-0	2	0	0	0	4
12-17	vs. Kentucky	1-0	2:16	0-0	.000	0-0	.000	0-0	.000	0	0	0	1-0	0	0	0	0	0
12-21	UC Davis	1-0	8:45	2-3	.667	0-0	.000	0-0	.000	1	0	1	0-0	0	1	0	1	4
12-30	at Washington State	1-0	0:58	0-0	.000	0-0	.000	0-0	.000	0	1	1	0-0	0	0	0	0	0
01-01	at Washington	1-0	11:49	0-0	.000	0-0	.000	0-0	.000	0	0	0	1-0	1	1	0	0	0
01-05	USC	1-0	12:07	1-2	.500	1-2	.500	0-0	.000	0	0	0	1-0	0	0	0	0	3
01-12	Utah	1-0	9:16	3-5	.600	2-3	.667	0-0	.000	0	4	4	0-0	0	2	0	0	8
01-14	Colorado	1-0	10:05	0-2	.000	0-1	.000	0-1	.000	0	2	2	2-0	0	1	0	1	0
01-19	at Arizona State	1-0	11:50	3-4	.750	1-1	1.000	0-0	.000	0	2	2	3-0	1	1	0	1	7
01-21	at Arizona	1-0	7:35	0-4	.000	0-2	.000	0-0	.000	0	0	0	0-0	0	0	0	0	0
01-26	at USC	--	DNP	--	--	--	--	--	--	--	--	--	--	--	--	--	--	--
02-02	Washington	1-0	10:26	1-2	.500	1-2	.500	0-0	.000	0	1	1	2-0	3	1	0	0	3
02-04	Washington State	1-0	13:44	2-4	.500	0-1	.000	0-0	.000	0	3	3	1-0	3	1	0	0	4
02-09	at Oregon State	1-0	11:46	1-2	.500	1-2	.500	0-0	.000	1	0	1	2-0	1	2	0	0	3
02-11	at Oregon	1-0	1:29	0-0	.000	0-0	.000	0-0	.000	0	0	0	0-0	0	0	0	0	0
<b>TOTALS</b>		<b>24-0</b>	<b>251:35</b>	<b>29-68</b>	<b>.426</b>	<b>8-27</b>	<b>.296</b>	<b>8-11</b>	<b>.727</b>	<b>7</b>	<b>24</b>	<b>31</b>	<b>26-0</b>	<b>26</b>	<b>13</b>	<b>1</b>	<b>8</b>	<b>74</b>

### DYLAN ANDREWS' CAREER STATISTICS

Season	Yr.	G-GS	MIN	MPG	FG-FGA	PCT	3FG-A	PCT	FT-FTA	PCT	OR	DR	TOT	RPG	PF-DQ	A	TO	BS	S	PTS	PPG
2022-23	FR	24-0	252	10.5	29-68	.426	8-27	.296	8-11	.727	7	24	31	1.3	26-0	26	13	1	8	74	3.1
<b>CAREER</b>		<b>24-0</b>	<b>252</b>	<b>10.5</b>	<b>29-68</b>	<b>.426</b>	<b>8-27</b>	<b>.296</b>	<b>8-11</b>	<b>.727</b>	<b>7</b>	<b>24</b>	<b>31</b>	<b>1.3</b>	<b>26-0</b>	<b>26</b>	<b>13</b>	<b>1</b>	<b>8</b>	<b>74</b>	<b>3.1</b>

## AMARI BAILEY (5)

FRESHMAN – G – 6-5, 185 – Chicago, Illinois (Sierra Canyon School [Chatsworth, California])

### SEASON/CAREER BEST PERFORMANCES

Category	Season High	Career High
Points	24 at Oregon State (Feb. 9, 2023)	24 at Oregon State (Feb. 9, 2023)
Rebounds	6 (twice), last at Stanford (Dec. 1, 2022)	6 (twice), last at Stanford (Dec. 1, 2022)
Assists	8 vs. Bellarmine (Nov. 27, 2022)	8 vs. Bellarmine (Nov. 27, 2022)
Steals	4 vs. Bellarmine (Nov. 27, 2022)	4 vs. Bellarmine (Nov. 27, 2022)
Blocks	2 (twice), last vs. Washington (Feb. 2, 2023)	2 (twice), last vs. Washington (Feb. 2, 2023)
Minutes	32 at Stanford (Dec. 1, 2022)	32 at Stanford (Dec. 1, 2022)
FG Made	10 at Oregon State (Feb. 9, 2023)	10 at Oregon State (Feb. 9, 2023)
FG Att.	16 at Oregon State (Feb. 9, 2023)	16 at Oregon State (Feb. 9, 2023)
3PPG Made	3 vs. Pepperdine (Nov. 23, 2022)	3 vs. Pepperdine (Nov. 23, 2022)
3PPG Att.	4 vs. Washington State (Feb. 4, 2023)	4 vs. Washington State (Feb. 4, 2023)
FT Made	4 at Oregon State (Feb. 9, 2023)	4 at Oregon State (Feb. 9, 2023)
FT Att.	4 (4 times), last at Oregon State (Feb. 9, 2023)	4 (4 times), last at Oregon State (Feb. 9, 2023)

### KEY NOTES ON AMARI BAILEY

- Has averaged 10.5 points, 3.1 rebounds and 2.1 assists in 18 games (17 starts) ... has shot 50.3 percent from the field
- Has made 24 of 39 shots in the Bruins' last four games (61.5 percent) ... has averaged 13.2 points in the last five games, since returning from a foot injury
- Scored a season-high 24 points, connecting on 10 of 16 shots, in UCLA's 62-47 win last Thursday night at Oregon State (Feb. 9, 2023)
- Last week, averaged 16.0 points and shot 60.9 percent from the field (14-for-23) in two road victories
- Has been recognized three times this season as the Pac-12 Freshman of the Week (back-to-back weeks on Nov. 28 and Dec. 5 and on Feb. 13)
- Has scored at least 10 points in 11 of 18 games played this season
- Missed seven consecutive games in late December and January due to left foot discomfort
- Was a four-year varsity basketball letterwinner at Sierra Canyon School in Chatsworth, Calif., and earned McDonald's All-America acclaim in 2021-22
- Was ranked as the No. 5 player in his high school class by ESPN.com (also was ranked No. 7 by 247Sports.com)
- As a high school senior, averaged 18.5 points, 5.6 rebounds and 2.6 assists in 15 games with Sierra Canyon
- Helped lead Sierra Canyon to a 26-5 overall record in 2021-22, advancing to the CIF State Open Division regional title game against Corona Centennial HS
- During his junior season (2020-21), averaged 28.2 points, 8.1 rebounds and 6.2 assists in a pandemic-shortened high school season (played in all 18 games)

### AMARI BAILEY'S GAME-BY-GAME (2022-23)

DATE	OPP	G-GS	MIN	FG-FGA	PCT	3FG-A	PCT	FT-FTA	PCT	OR	DR	TOT	PF-DQ	A	TO	BS	S	PTS
11-07	Sacramento State	1-1	26:08	5-10	.500	0-1	.000	0-2	.000	0	1	1	0-0	0	0	0	1	10
11-11	Long Beach State	1-1	27:07	7-15	.467	0-2	.000	0-0	.000	0	5	5	2-0	1	5	0	1	14
11-14	Norfolk State	1-1	25:28	5-6	.833	1-2	.500	0-1	.000	0	2	2	1-0	5	0	0	1	11
11-18	vs. Illinois	1-1	28:32	0-5	.000	0-2	.000	1-4	.250	1	5	6	3-0	3	3	0	2	1
11-20	vs. Baylor	1-1	20:27	2-5	.400	1-1	1.000	0-0	.000	0	2	2	2-0	0	1	0	1	5
11-23	Pepperdine	1-1	25:12	7-12	.583	3-3	1.000	2-2	1.000	0	3	3	0-0	4	0	0	0	19
11-27	Bellarmine	1-1	32:07	5-9	.556	0-3	.000	2-4	.500	0	4	4	2-0	8	3	1	4	12
12-01	at Stanford	1-1	32:42	7-9	.778	2-2	1.000	3-4	.750	1	5	6	2-0	3	7	0	0	19
12-04	Oregon	1-1	29:09	7-12	.583	0-1	.000	0-0	.000	2	3	5	3-0	1	3	2	0	14
12-10	Denver	1-1	24:53	2-9	.222	0-3	.000	0-0	.000	0	4	4	1-0	2	1	0	2	4
12-14	at Maryland	1-1	27:18	2-7	.286	0-1	.000	0-0	.000	0	2	2	2-0	3	1	1	2	4
12-17	vs. Kentucky	1-1	23:14	1-6	.167	0-0	.000	1-2	.500	0	2	2	0-0	0	2	0	0	3
12-21	UC Davis	1-1	19:09	3-6	.500	1-1	1.000	0-0	.000	1	0	1	0-0	0	1	0	1	7
12-30	at Washington State	–	DNP	–	–	–	–	–	–	–	–	–	–	–	–	–	–	–
01-01	at Washington	–	DNP	–	–	–	–	–	–	–	–	–	–	–	–	–	–	–
01-05	USC	–	DNP	–	–	–	–	–	–	–	–	–	–	–	–	–	–	–
01-12	Utah	–	DNP	–	–	–	–	–	–	–	–	–	–	–	–	–	–	–
01-14	Colorado	–	DNP	–	–	–	–	–	–	–	–	–	–	–	–	–	–	–
01-19	at Arizona State	–	DNP	–	–	–	–	–	–	–	–	–	–	–	–	–	–	–
01-21	at Arizona	–	DNP	–	–	–	–	–	–	–	–	–	–	–	–	–	–	–
01-26	at USC	1-0	22:55	4-10	.400	1-1	1.000	2-2	1.000	2	1	3	0-0	2	1	0	1	11
02-02	Washington	1-1	24:25	6-9	.667	1-2	.500	0-1	.000	1	0	1	2-0	3	5	2	0	13
02-04	Washington State	1-1	19:39	4-7	.571	2-4	.500	0-0	.000	1	3	4	3-0	1	3	0	1	10
02-09	at Oregon State	1-1	26:30	10-16	.625	0-2	.000	4-4	1.000	0	2	2	1-0	1	2	1	2	24
02-11	at Oregon	1-1	27:09	4-7	.571	0-1	.000	0-1	.000	0	2	2	2-0	0	2	0	1	8
<b>TOTALS</b>		<b>18-17</b>	<b>462:04</b>	<b>81-160</b>	<b>.506</b>	<b>12-32</b>	<b>.375</b>	<b>15-27</b>	<b>.556</b>	<b>9</b>	<b>46</b>	<b>55</b>	<b>26-0</b>	<b>37</b>	<b>40</b>	<b>7</b>	<b>20</b>	<b>189</b>

### AMARI BAILEY'S CAREER STATISTICS

Season	Yr.	G-GS	MIN	MPG	FG-FGA	PCT	3FG-A	PCT	FT-FTA	PCT	OR	DR	TOT	RPG	PF-DQ	A	TO	BS	S	PTS	PPG
2022-23	FR	18-17	462	25.7	81-160	.506	12-32	.375	15-27	.556	9	46	55	3.1	26-0	37	40	7	20	189	10.5
<b>CAREER</b>		<b>18-17</b>	<b>462</b>	<b>25.7</b>	<b>81-160</b>	<b>.506</b>	<b>12-32</b>	<b>.375</b>	<b>15-27</b>	<b>.556</b>	<b>9</b>	<b>46</b>	<b>55</b>	<b>3.1</b>	<b>26-0</b>	<b>37</b>	<b>40</b>	<b>7</b>	<b>20</b>	<b>189</b>	<b>10.5</b>

## ADEM BONA (3)

### FRESHMAN – F – 6-10, 235 – Ebonyi, Nigeria (Prolific Prep [Napa, California])

#### SEASON/CAREER BEST PERFORMANCES

Category	Season High	Career High
Points	18 at Washington (Jan. 1, 2023)	18 at Washington (Jan. 1, 2023)
Rebounds	10 vs. USC (Jan. 5, 2023)	10 vs. USC (Jan. 5, 2023)
Assists	3 vs. Bellarmine (Nov. 27, 2022)	3 vs. Bellarmine (Nov. 27, 2022)
Steals	3 at Washington State (Dec. 30, 2022)	3 at Washington State (Dec. 30, 2022)
Blocks	3 (3 times), last vs. Washington State (Feb. 4, 2023)	3 (3 times), last vs. Washington State (Feb. 4, 2023)
Minutes	35 vs. Washington (Feb. 2, 2023)	35 vs. Washington (Feb. 2, 2023)
FG Made	8 at Washington (Jan. 1, 2023)	8 at Washington (Jan. 1, 2023)
FG Att.	10 (twice), last at Washington (Jan. 1, 2023)	10 (twice), last at Washington (Jan. 1, 2023)
3PFG Made	–	–
3PFG Att.	–	–
FT Made	5 vs. Colorado (Jan. 12, 2023)	5 vs. Colorado (Jan. 12, 2023)
FT Att.	8 vs. Norfolk State (Nov. 14, 2022)	8 vs. Norfolk State (Nov. 14, 2022)

#### KEY NOTES ON ADEM BONA

- Has averaged 8.1 points, 5.1 rebounds and 1.5 blocks in 24 games as a freshman
- Has shot 66.1 percent from the field ... currently ranks No. 2 in the Pac-12 in shooting percentage (through Sunday, Feb. 12)
- Has totaled a team-leading 36 blocks through 24 games ... currently ranks No. 4 in the Pac-12 with 1.5 blocks per game
- Was named the Pac-12 Freshman of the Week in back-to-back weeks in early January (Monday, Jan. 2 and Monday, Jan. 9)
- Has totaled at least 10 points in eight games ... tallied a season-high 10 rebounds in a win at home against USC (Jan. 5, 2023)
- Scored a season-high 18 points and totaled three blocks in UCLA's 74-49 victory at Washington (Jan. 1, 2023)
- Was a two-year varsity basketball letterwinner at Prolific Prep (Napa, Calif.) ... was selected to play in the 2022 McDonald's All-American Game
- Was ranked No. 15 in the nation in his high school class in the 247Sports.com composite recruit rankings (also was rated No. 16, nationally, by ESPN.com)
- As a senior at Prolific Prep in 2021-22, averaged 15.5 points, 10.5 rebounds, 3.5 blocks and 2.5 assists per game
- Secured honorable mention All-America acclaim by MaxPreps.com at the conclusion of the high school season (2021-22)
- Helped lead Prolific Prep to a 26-7 record in 2021-22, as the high school program finished the year ranked No. 16 in the ESPN high school top 25 rankings
- Grew up in Lagos, Nigeria ... his parents are from the Ebonyi State (Nigeria) ... lists his hometown as "Ebonyi" in honor of his family

#### ADEM BONA'S GAME-BY-GAME (2022-23)

DATE	OPP	G-GS	MIN	FG-FGA	PCT	3FG-A	PCT	FT-FTA	PCT	OR	DR	TOT	PF-DQ	A	TO	BS	S	PTS
11-07	Sacramento State	–	DNP	–	–	–	–	–	–	–	–	–	–	–	–	–	–	–
11-11	Long Beach State	1-1	17:28	4-4	1.000	0-0	.000	0-0	.000	4	4	8	3-0	1	1	0	1	8
11-14	Norfolk State	1-1	22:11	3-5	.600	0-0	.000	4-8	.500	4	1	5	1-0	1	1	2	0	10
11-18	vs. Illinois	1-1	20:42	2-3	.667	0-0	.000	1-1	1.000	1	1	2	3-0	2	0	2	1	5
11-20	vs. Baylor	1-1	13:47	1-3	.333	0-0	.000	0-0	.000	2	1	3	3-0	1	2	1	0	2
11-23	Pepperdine	1-1	20:34	4-7	.571	0-0	.000	3-3	1.000	2	5	7	2-0	1	2	0	0	11
11-27	Bellarmine	1-1	29:10	6-7	.857	0-0	.000	4-6	.667	1	4	5	3-0	3	0	2	1	16
12-01	at Stanford	1-1	14:53	1-2	.500	0-0	.000	2-2	1.000	0	0	0	5-1	0	1	1	0	4
12-04	Oregon	1-1	17:37	0-0	.000	0-0	.000	0-0	.000	1	3	4	3-0	0	0	0	0	0
12-10	Denver	1-1	18:37	3-6	.500	0-0	.000	2-2	1.000	3	0	3	3-0	1	0	1	0	8
12-14	at Maryland	1-1	22:51	7-8	.875	0-0	.000	0-0	.000	0	7	7	4-0	0	0	1	0	14
12-17	vs. Kentucky	1-1	12:15	0-0	.000	0-0	.000	0-0	.000	1	3	4	4-0	1	2	2	0	0
12-21	UC Davis	1-1	28:17	4-10	.400	0-0	.000	1-2	.500	2	4	6	1-0	1	0	2	1	9
12-30	at Washington State	1-1	29:05	3-6	.500	0-0	.000	1-2	.500	1	6	7	3-0	0	0	2	3	7
01-01	at Washington	1-1	26:26	8-10	.800	0-0	.000	2-3	.667	1	1	2	3-0	0	0	3	0	18
01-05	USC	1-1	32:46	3-5	.600	0-0	.000	2-4	.500	5	5	10	4-0	1	3	2	1	8
01-12	Utah	1-1	24:42	7-9	.778	0-0	.000	1-2	.500	4	4	8	4-0	2	2	1	1	15
01-14	Colorado	1-1	24:34	2-4	.500	0-0	.000	5-7	.714	4	1	5	4-0	2	1	3	1	9
01-19	at Arizona State	1-1	27:13	2-4	.500	0-0	.000	1-2	.500	2	1	3	3-0	0	5	2	0	5
01-21	at Arizona	1-1	26:41	5-6	.833	0-0	.000	1-2	.500	2	4	6	4-0	1	1	1	1	11
01-26	at USC	1-1	29:36	2-4	.500	0-0	.000	3-6	.500	5	2	7	4-0	0	3	1	0	7
02-02	Washington	1-1	34:49	3-4	.750	0-0	.000	4-7	.571	5	3	8	4-0	0	0	2	2	10
02-04	Washington State	1-1	28:30	4-5	.800	0-0	.000	1-2	.500	2	1	3	3-0	0	2	3	2	9
02-09	at Oregon State	1-1	23:31	1-1	1.000	0-0	.000	1-2	.500	1	4	5	2-0	0	3	1	1	3
02-11	at Oregon	1-1	12:58	3-5	.600	0-0	.000	0-0	.000	0	4	4	5-1	0	0	1	0	6
<b>TOTALS</b>		<b>24-24</b>	<b>559:14</b>	<b>78-118</b>	<b>.661</b>	<b>0-0</b>	<b>.000</b>	<b>39-63</b>	<b>.613</b>	<b>53</b>	<b>69</b>	<b>122</b>	<b>78-2</b>	<b>18</b>	<b>29</b>	<b>36</b>	<b>16</b>	<b>195</b>

#### ADEM BONA'S CAREER STATISTICS

Season	Yr.	G-GS	MIN	MPG	FG-FGA	PCT	3FG-A	PCT	FT-FTA	PCT	OR	DR	TOT	RPG	PF-DQ	A	TO	BS	S	PTS	PPG
2022-23	FR	24-24	559	23.3	78-118	.661	0-0	.000	39-63	.619	53	69	122	5.1	78-2	18	29	36	16	195	8.1
<b>CAREER</b>		<b>24-24</b>	<b>559</b>	<b>23.3</b>	<b>78-118</b>	<b>.661</b>	<b>0-0</b>	<b>.000</b>	<b>39-63</b>	<b>.619</b>	<b>53</b>	<b>69</b>	<b>122</b>	<b>5.1</b>	<b>78-2</b>	<b>18</b>	<b>29</b>	<b>36</b>	<b>16</b>	<b>195</b>	<b>8.1</b>



## TYGER CAMPBELL (10)

REDSHIRT SENIOR – G – 5-11, 180 – Cedar Rapids, Iowa (La Lumiere School [La Porte, Indiana])

### SEASON/CAREER BEST PERFORMANCES

Category	Season High	Career High
Points	22 (twice), last at Arizona State (Jan. 19, 2023)	27 at USC (Feb. 12, 2022)
Rebounds	5 (twice), last vs. Colorado (Jan. 14, 2023)	7 (twice), last vs. Colorado (Dec. 1, 2021)
Assists	11 at Washington (Jan. 1, 2023)	11 at Washington (Jan. 1, 2023)
Steals	3 (twice), last vs. Illinois (Nov. 18, 2022)	4 (3 times), last vs. Oregon State (Jan. 15, 2022)
Blocks	–	1 (5 times), last vs. North Carolina (March 25, 2022)
Minutes	37 at USC (Jan. 26, 2023)	52 vs. Pepperdine (Nov. 27, 2020)
FG Made	9 vs. Illinois (Nov. 18, 2022)	9 vs. Illinois (Nov. 18, 2022)
FG Att.	23 vs. Illinois (Nov. 18, 2022)	23 vs. Illinois (Nov. 18, 2022)
3PPG Made	4 (twice), last at Washington (Jan. 1, 2023)	4 (5 times), last at Washington (Jan. 1, 2023)
3PPG Att.	9 vs. Illinois (Nov. 18, 2022)	9 (twice), last vs. Illinois (Nov. 18, 2022)
FT Made	8 at Arizona State (Jan. 19, 2023)	13 at USC (Feb. 12, 2022)
FT Att.	9 at Arizona State (Jan. 19, 2023)	14 at USC (Feb. 12, 2022)

### UCLA'S CAREER ASSISTS LIST

No.	Player	Years	AST	Games
1.	Pooh Richardson	1986-89	833	122
2.	Tyus Edney	1992-95	652	125
3.	Darrick Martin	1989-92	636	129
4.	Earl Watson	1998-01	607	129
<b>5.</b>	<b>Tyger Campbell</b>	<b>2020-23</b>	<b>591</b>	<b>121</b>
6.	Darren Collison	2006-09	577	142
7.	Bryce Alford	2014-17	537	141
8.	Ralph Jackson	1981-84	523	111
9.	Roy Hamilton	1976-79	512	108
10.	Aaron Holiday	2016-18	477	101

### KEY NOTES ON TYGER CAMPBELL

- Has averaged 12.6 points and 4.9 assists in 25 games ... has totaled 122 assists and 47 turnovers ... ranks No. 2 in the Pac-12 with an assist-turnover ratio of 2.6-to-1
- Has scored in double figures in 19 of UCLA's 25 games ... finished with 22 points, connecting on 7 of 11 shots, in the Bruins' 74-62 victory at Arizona State (Jan. 19, 2023)
- Through games played on Sunday, Feb. 12, ranked No. 4 in the Pac-12 in assists per game (4.9) and No. 2 in assist-turnover ratio (2.6-to-1)
- Has tallied at least 10 assists in seven career games (twice this season) ... had a career-best 14 assists in a win over Arizona State during his freshman season (Feb. 27, 2020)
- Currently ranks No. 5 on UCLA's career assists list (591) ... trails Earl Watson (607 assists, at No. 4) by 16 assists on UCLA's career list
- Was named a preseason first-team All-Pac-12 selection (as voted by the media), prior to the 2022-23 season
- Was selected as one of 10 players to the late season watch list for the Bob Cousy Point Guard of the Year Award earlier this month (Campbell was one of five finalists last season)
- Has scored in double figures in 70 career games, now in his fourth season ... scored at least 10 points in 23 games last season and in 19 games this year
- Last season, he registered career-high percentages from the field (44.4% overall), from the 3-point arc (41.0%) and at the free throw line (83.8%)
- As a junior and sophomore, he secured first-team All-Pac-12 honors (the Pac-12 lists 10 players as first-team selections and five players as second-team selections)
- Last season, he ranked No. 6 in the nation in assist-turnover ratio (3.2) and No. 1 among all Pac-12 players (had 144 assists, 44 turnovers in 33 games)
- Has ranked among the Pac-12's top three players in assists per game in 2019-20, 2020-21 and 2021-22
- Redshirted the 2018-19 season ... missed the entire year, recovering from an ACL tear in his left knee (injury sustained Oct. 7, 2018)

### TYGER CAMPBELL'S GAME-BY-GAME (2022-23)

DATE	OPP	G-GS	MIN	FG-FGA	PCT	3FG-A	PCT	FT-FTA	PCT	OR	DR	TOT	PF-DQ	A	TO	BS	S	PTS
11-07	Sacramento State	1-1	26:41	6-14	.429	2-4	.500	0-0	.000	0	1	1	2-0	4	0	0	1	14
11-11	Long Beach State	1-1	25:45	7-14	.500	2-6	.333	2-2	1.000	0	1	1	3-0	2	2	0	0	18
11-14	Norfolk State	1-1	27:36	5-11	.455	1-5	.200	0-0	.000	1	0	1	0-0	7	0	0	3	11
11-18	vs. Illinois	1-1	37:16	9-23	.391	4-9	.444	0-0	.000	2	0	2	1-0	4	5	0	3	22
11-20	vs. Baylor	1-1	34:21	5-15	.333	0-3	.000	2-2	1.000	0	4	4	2-0	6	2	0	1	12
11-23	Pepperdine	1-1	23:11	4-10	.400	1-6	.167	2-2	1.000	1	1	2	2-0	1	2	0	0	11
11-27	Bellarmine	1-1	27:35	2-8	.250	1-4	.250	5-6	.833	0	2	2	3-0	10	2	0	2	10
12-01	at Stanford	1-1	36:31	6-13	.462	3-4	.750	2-2	1.000	0	2	2	1-0	8	4	0	1	17
12-04	Oregon	1-1	36:06	4-15	.267	2-4	.500	0-0	.000	2	3	5	0-0	2	3	0	0	10
12-10	Denver	1-1	22:40	3-10	.300	0-5	.000	1-2	.500	1	3	4	1-0	4	0	0	0	7
12-14	at Maryland	1-1	15:47	3-5	.600	1-1	1.000	2-2	1.000	0	1	1	3-0	1	0	0	2	9
12-17	vs. Kentucky	1-1	35:07	7-17	.412	0-2	.000	1-1	1.000	0	3	3	1-0	2	2	0	1	15
12-21	UC Davis	1-1	31:15	6-10	.600	1-2	.500	4-6	.667	0	2	2	1-0	5	1	0	1	17
12-30	at Washington State	1-1	37:08	5-15	.333	2-3	.667	4-4	1.000	1	1	2	2-0	2	2	0	2	16
01-01	at Washington	1-1	31:35	5-11	.455	4-7	.571	1-1	1.000	0	3	3	0-0	11	2	0	0	15
01-05	USC	1-1	30:55	3-14	.214	2-7	.286	0-0	.000	2	2	4	3-0	5	0	0	1	8
01-12	Utah	1-1	36:17	7-14	.500	3-6	.500	0-2	.000	1	1	2	1-0	7	2	0	0	17
01-14	Colorado	1-1	37:31	4-15	.267	1-6	.167	2-2	1.000	1	4	5	1-0	3	2	0	2	11
01-19	at Arizona State	1-1	34:23	7-11	.636	0-1	.000	8-9	.889	2	1	3	1-0	1	2	0	1	22
01-21	at Arizona	1-1	36:55	5-18	.278	2-4	.500	1-2	.500	1	1	2	2-0	7	2	0	0	13
01-26	at USC	1-1	37:42	4-10	.400	2-3	.667	4-4	1.000	0	1	1	1-0	7	4	0	2	14
02-02	Washington	1-1	31:32	4-8	.500	1-5	.200	2-2	1.000	0	1	1	2-0	5	5	0	2	11
02-04	Washington State	1-1	29:56	2-8	.250	0-4	.000	0-1	.000	0	3	3	1-0	9	2	0	0	4
02-09	at Oregon State	1-1	27:13	1-6	.167	1-4	.250	0-0	.000	0	2	2	0-0	5	1	0	1	3
02-11	at Oregon	1-1	38:31	4-15	.267	1-4	.250	0-1	.000	0	1	1	0-0	4	0	0	1	9
<b>TOTALS</b>		<b>25-25</b>	<b>789:29</b>	<b>118-310</b>	<b>.381</b>	<b>37-109</b>	<b>.339</b>	<b>43-53</b>	<b>.811</b>	<b>15</b>	<b>44</b>	<b>59</b>	<b>34-0</b>	<b>122</b>	<b>47</b>	<b>0</b>	<b>27</b>	<b>316</b>

### TYGER CAMPBELL'S CAREER STATISTICS

Season	Yr.	G-GS	MIN	MPG	FG-FGA	PCT	3FG-A	PCT	FT-FTA	PCT	OR	DR	TOT	RPG	PF-DQ	A	TO	BS	S	PTS	PPG
2019-20	FR	31-31	931	30.0	87-243	.358	24-90	.267	58-86	.674	20	54	74	2.4	62-0	156	56	0	26	256	8.3
2020-21	SO	32-32	1078	33.7	127-296	.429	18-72	.250	61-79	.772	10	56	66	2.1	63-1	172	59	1	34	333	10.4
2021-22	JR	33-33	1065	32.3	138-311	.444	50-122	.410	67-80	.838	14	68	82	2.5	62-2	144	44	4	34	393	11.9
2022-23	SR	25-25	789	31.6	118-310	.381	37-109	.339	43-53	.811	15	44	59	2.4	34-0	122	47	0	27	316	12.6
<b>CAREER</b>		<b>121-121</b>	<b>3863</b>	<b>31.9</b>	<b>470-1160</b>	<b>.405</b>	<b>129-393</b>	<b>.328</b>	<b>229-298</b>	<b>.768</b>	<b>59</b>	<b>222</b>	<b>281</b>	<b>2.3</b>	<b>221-3</b>	<b>591</b>	<b>206</b>	<b>5</b>	<b>121</b>	<b>1298</b>	<b>10.7</b>

# ABRAMO CANKA (1)

FRESHMAN – G/F – 6-6, 200 – Genoa, Italy (Istituto Paritario “G. Papi”)

## SEASON/CAREER BEST PERFORMANCES

Category	Season High	Career High
Points	6 vs. Pepperdine (Nov. 23, 2022)	6 vs. Pepperdine (Nov. 23, 2022)
Rebounds	4 at Washington (Jan. 1, 2023)	4 at Washington (Jan. 1, 2023)
Assists	1 (4 times), last vs. Utah (Jan. 12, 2023)	1 (4 times), last vs. Utah (Jan. 12, 2023)
Steals	1 (4 times), last vs. Utah (Jan. 12, 2023)	1 (4 times), last vs. Utah (Jan. 12, 2023)
Blocks	1 at Washington (Jan. 1, 2023)	1 at Washington (Jan. 1, 2023)
Minutes	14 vs. Bellarmine (Nov. 27, 2022)	14 vs. Bellarmine (Nov. 27, 2022)
FG Made	2 (4 times), last at Washington (Jan. 1, 2023)	2 (4 times), last at Washington (Jan. 1, 2023)
FG Att.	6 at Washington (Jan. 1, 2023)	6 at Washington (Jan. 1, 2023)
3PFM Made	2 vs. Pepperdine (Nov. 23, 2022)	2 vs. Pepperdine (Nov. 23, 2022)
3PFM Att.	2 (4 times), last at Washington (Jan. 1, 2023)	2 (4 times), last at Washington (Jan. 1, 2023)
FT Made	2 vs. Long Beach State (Nov. 11, 2022)	2 vs. Long Beach State (Nov. 11, 2022)
FT Att.	2 vs. Long Beach State (Nov. 11, 2022)	2 vs. Long Beach State (Nov. 11, 2022)

## KEY NOTES ON ABRAMO CANKA (last name, pronounced ZAHN-kuh)

- Has averaged 1.6 points and 0.7 rebounds in 18 games as a freshman ... has made 11 of 26 shots from the field (42.3 percent)
- Scored a season-high six points against Pepperdine, connecting on 2-of-2 attempts from 3-point distance, in UCLA's 100-53 win (Nov. 23, 2022)
- Enrolled at UCLA in August of 2022, as a freshman, after having grown up in Genoa, Italy (in Italy, the city is known as Genova)
- Attended Istituto Paritario “G. Papi” for one year (Italy) and ITIS Biagio Pascal Roma for four years ... students in Italy will typically attend high school for five years
- Competed within the Italian National Team program at various age levels through his teenage and high school years
- Represented Italy in July 2022 at the FIBA Under 20 European Championships, averaging 9.4 points, 2.1 rebounds and 1.4 assists in seven games
- Shot 45.6 percent from the field at the 2022 FIBA Under 20 European Championships (hosted in Podgorica, Montenegro)
- Played for Stella Azzurra Roma at the Adidas Next Generation Tournament in January 2020 (tournament was hosted in Munich, Germany)

## ABRAMO CANKA'S GAME-BY-GAME (2022-23)

DATE	OPP	G-GS	MIN	FG-FGA	PCT	3FG-A	PCT	FT-FTA	PCT	OR	DR	TOT	PF-DQ	A	TO	BS	S	PTS
11-07	Sacramento State	1-0	8:08	0-2	.000	0-0	.000	0-0	.000	0	1	1	0-0	0	1	0	0	0
11-11	Long Beach State	1-0	5:06	0-1	.000	0-1	.000	2-2	1.000	0	0	0	1-0	0	0	0	0	2
11-14	Norfolk State	1-0	9:14	2-4	.500	1-2	.500	0-0	.000	1	0	1	0-0	0	0	0	0	5
11-18	vs. Illinois	–	DNP	–	–	–	–	–	–	–	–	–	–	–	–	–	–	–
11-20	vs. Baylor	1-0	1:03	0-0	.000	0-0	.000	0-0	.000	0	0	0	0-0	0	1	0	0	0
11-23	Pepperdine	1-0	8:59	2-2	1.000	2-2	1.000	0-0	.000	0	1	1	1-0	1	1	0	1	6
11-27	Bellarmine	1-0	14:02	1-2	.500	1-2	.500	0-0	.000	1	0	1	0-0	0	0	0	0	3
12-01	at Stanford	1-0	2:50	0-0	.000	0-0	.000	0-0	.000	1	0	1	0-0	0	0	0	0	0
12-04	Oregon	1-0	7:38	0-1	.000	0-0	.000	0-0	.000	0	1	1	0-0	0	0	0	0	0
12-10	Denver	1-0	7:40	2-2	1.000	0-0	.000	0-0	.000	1	0	1	2-0	1	1	0	1	4
12-14	at Maryland	1-0	7:02	0-2	.000	0-0	.000	0-0	.000	0	0	0	2-0	0	0	0	1	0
12-17	vs. Kentucky	–	DNP	–	–	–	–	–	–	–	–	–	–	–	–	–	–	–
12-21	UC Davis	1-0	8:31	1-1	1.000	0-0	.000	0-0	.000	0	1	1	1-0	0	1	0	0	2
12-30	at Washington State	–	DNP	–	–	–	–	–	–	–	–	–	–	–	–	–	–	–
01-01	at Washington	1-0	12:04	2-6	.333	0-2	.000	0-0	.000	3	1	4	1-0	1	1	1	0	4
01-05	USC	–	DNP	–	–	–	–	–	–	–	–	–	–	–	–	–	–	–
01-12	Utah	1-0	5:24	1-3	.333	0-0	.000	0-0	.000	0	0	0	1-0	1	0	0	1	2
01-14	Colorado	1-0	0:48	0-0	.000	0-0	.000	0-0	.000	0	0	0	0-0	0	0	0	0	0
01-19	at Arizona State	1-0	1:39	0-0	.000	0-0	.000	0-0	.000	0	0	0	0-0	0	0	0	0	0
01-21	at Arizona	–	DNP	–	–	–	–	–	–	–	–	–	–	–	–	–	–	–
01-26	at USC	–	DNP	–	–	–	–	–	–	–	–	–	–	–	–	–	–	–
02-02	Washington	1-0	0:01	0-0	.000	0-0	.000	0-0	.000	0	0	0	0-0	0	0	0	0	0
02-04	Washington State	1-0	2:35	0-0	.000	0-0	.000	0-0	.000	1	0	1	0-0	0	0	0	0	0
02-09	at Oregon State	1-0	2:25	0-0	.000	0-0	.000	0-0	.000	0	0	0	0-0	0	0	0	0	0
02-11	at Oregon	–	DNP	–	–	–	–	–	–	–	–	–	–	–	–	–	–	–
<b>TOTALS</b>		<b>18-0</b>	<b>105:09</b>	<b>11-26</b>	<b>.423</b>	<b>4-9</b>	<b>.444</b>	<b>2-2</b>	<b>1.000</b>	<b>8</b>	<b>5</b>	<b>13</b>	<b>9-0</b>	<b>4</b>	<b>6</b>	<b>1</b>	<b>4</b>	<b>28</b>

## ABRAMO CANKA'S CAREER STATISTICS

Season	Yr.	G-GS	MIN	MPG	FG-FGA	PCT	3FG-A	PCT	FT-FTA	PCT	OR	DR	TOT	RPG	PF-DQ	A	TO	BS	S	PTS	PPG
2022-23	FR	18-0	105	5.8	11-26	.423	4-9	.444	2-2	1.000	8	5	13	0.7	9-0	4	6	1	4	28	1.6
<b>CAREER</b>		<b>18-0</b>	<b>105</b>	<b>5.8</b>	<b>11-26</b>	<b>.423</b>	<b>4-9</b>	<b>.444</b>	<b>2-2</b>	<b>1.000</b>	<b>8</b>	<b>5</b>	<b>13</b>	<b>0.7</b>	<b>9-0</b>	<b>4</b>	<b>6</b>	<b>1</b>	<b>4</b>	<b>28</b>	<b>1.6</b>

# JAYLEN CLARK (0)

JUNIOR – G – 6-5, 205 – Riverside, Calif. (Etiwanda HS)

## SEASON/CAREER BEST PERFORMANCES

Category	Season High
Points	24 vs. Denver (Dec. 10, 2022)
Rebounds	11 (twice), last at Washington (Jan. 1, 2022)
Assists	5 vs. Long Beach State (Nov. 11, 2022)
Steals	7 vs. Sacramento State (Nov. 7, 2022)
Blocks	2 at Arizona State (Jan. 19, 2023)
Minutes	39 at Arizona State (Jan. 19, 2023)
FG Made	10 (twice), last vs. Denver (Dec. 10, 2022)
FG Att.	16 vs. USC (Jan. 5, 2023)
3PG Made	5 vs. Norfolk State (Nov. 14, 2022)
3PG Att.	8 vs. Norfolk State (Nov. 14, 2022)
FT Made	6 vs. Colorado (Jan. 14, 2023)
FT Att.	9 vs. Colorado (Jan. 14, 2023)

Career High
25 vs. Washington (Feb. 19, 2022)
11 (3 times), last at Washington (Jan. 1, 2022)
5 (twice), last vs. Long Beach State (Nov. 11, 2022)
7 vs. Sacramento State (Nov. 7, 2022)
2 (twice), last at Arizona State (Jan. 19, 2023)
39 at Arizona State (Jan. 19, 2023)
12 vs. Washington (Feb. 19, 2022)
16 (3 times), last vs. USC (Jan. 5, 2023)
5 vs. Norfolk State (Nov. 14, 2022)
8 vs. Norfolk State (Nov. 14, 2022)
6 vs. Colorado (Jan. 14, 2023)
9 vs. Colorado (Jan. 14, 2023)

## UCLA'S SINGLE-SEASON STEALS LIST

No.	Player	Season	STL	Games
1.	Jordan Adams	2013-14	95	36
2.	Cameron Dollar	1996-97	82	32
3.	Darren Collison	2006-07	78	35
4.	Baron Davis	1997-98	77	32
5.	Tyus Edney	1994-95	74	32
6.	Jordan Adams	2012-13	73	33
7.	Baron Davis	1998-99	68	27
8.	Lonzo Ball	2016-17	66	36
	Norman Powell	2014-15	66	36
10.	Jaylen Clark	2022-23	65	24

NOTE: steals have been compiled since 1978-79

## KEY NOTES ON JAYLEN CLARK

- Ranks second on the team in scoring (13.2 ppg) and rebounding (6.5 rpg) ... has totaled a Pac-12-leading 65 steals (2.71 spg, through 24 games)
- Has ranked No. 3 in the nation in steals per game (through Sunday, Feb. 12) ... has totaled 65 steals and has averaged 2.71 steals per game
- Has been named as one of 15 players on the watch list for the Naismith Men's Defensive Player of the Year Award (as announced on Jan. 26, 2023)
- Has registered at least two steals in 15 of the Bruins' last 16 contests ... has totaled at least four steals in six games this year
- Has scored in double figures in 18 games this season ... has scored in double figures in 26 career games
- Did not play in UCLA's win against Bellarmine due to an illness (Nov. 27, 2022)
- Has tallied four career double-doubles (three double-doubles this season, and one double-double in 2021-22)
- Against Sacramento State (Nov. 7, 2022), recorded the most steals (7) in a game by a UCLA player since Jordan Adams had eight steals in a win over Sacramento State (Nov. 18, 2013)
- Named as one of 50 top players to the midseason watch list for the Oscar Robertson Trophy (awarded each year by the U.S. Basketball Writers Association)
- Last season, was one of five players to secure Pac-12 All-Defensive Team honors, along with teammates Jaime Jaquez Jr. and Myles Johnson
- During his freshman season, totaled a season-best nine rebounds in 18 minutes off the bench in the Sweet 16 as UCLA defeated Alabama, 88-78, in overtime (March 28, 2021)
- Spent his senior year of high school (2019-20) at Etiwanda HS ... averaged 18.5 points, 6.4 rebounds, 2.7 assists and 2.6 steals per game ... led his team to a 30-4 record as a senior
- Attended Centennial High School (Corona, Calif.) for his first three years of high school ... was on the varsity squad all three seasons at Centennial HS
- As a youngster, idolized 6-foot-5 shooting guard Ray Allen because of his "perfect jumper and his all-around game"

## JAYLEN CLARK'S GAME-BY-GAME (2022-23)

DATE	OPP	G-GS	MIN	FG-FGA	PCT	3FG-A	PCT	FT-FTA	PCT	OR	DR	TOT	PF-DQ	A	TO	BS	S	PTS
11-07	Sacramento State	1-1	28:29	7-7	1.000	1-1	1.000	2-2	1.000	3	5	8	3-0	4	5	1	7	17
11-11	Long Beach State	1-1	26:52	6-12	.500	1-4	.250	3-3	1.000	2	5	7	3-0	5	2	0	4	16
11-14	Norfolk State	1-1	24:46	7-11	.636	5-8	.625	0-0	.000	0	9	9	2-0	0	1	1	2	19
11-18	vs. Illinois	1-1	32:24	3-8	.375	0-0	.000	1-3	.333	1	5	6	2-0	2	2	0	1	7
11-20	vs. Baylor	1-1	36:00	10-14	.714	0-2	.000	3-5	.600	4	6	10	1-0	2	0	1	0	23
11-23	Pepperdine	1-1	28:08	5-6	.833	0-0	.000	2-4	.500	2	4	6	3-0	2	1	0	2	12
11-27	Bellarmine	-	DNP	-	-	-	-	-	-	-	-	-	-	-	-	-	-	-
12-01	at Stanford	1-1	19:35	2-3	.667	0-0	.000	0-0	.000	1	0	1	3-0	0	1	0	0	4
12-04	Oregon	1-1	29:36	4-13	.308	1-3	.333	5-7	.714	2	2	4	2-0	1	0	0	1	14
12-10	Denver	1-1	24:37	10-13	.769	2-4	.500	2-4	.500	0	4	4	2-0	0	0	0	4	24
12-14	at Maryland	1-1	22:05	7-11	.636	0-2	.000	5-6	.833	1	5	6	1-0	3	0	0	4	19
12-17	vs. Kentucky	1-1	35:32	6-11	.545	0-2	.000	3-6	.500	2	6	8	2-0	2	1	0	4	15
12-21	UC Davis	1-1	34:05	7-14	.500	1-2	.500	3-3	1.000	4	7	11	0-0	3	3	1	3	18
12-30	at Washington State	1-1	35:11	3-12	.250	0-2	.000	2-2	1.000	2	4	6	1-0	2	0	0	3	8
01-01	at Washington	1-1	26:21	1-9	.111	0-1	.000	0-0	.000	2	9	11	3-0	1	1	0	3	2
01-05	USC	1-1	36:38	5-16	.313	2-7	.286	3-3	1.000	2	3	5	2-0	1	0	0	1	15
01-12	Utah	1-1	32:43	5-10	.500	1-3	.333	0-0	.000	1	4	5	1-0	1	2	0	3	11
01-14	Colorado	1-1	35:30	5-10	.500	2-4	.500	6-9	.667	3	5	8	4-0	4	3	0	3	18
01-19	at Arizona State	1-1	39:26	3-9	.333	0-2	.000	4-5	.800	2	6	8	1-0	1	2	2	3	10
01-21	at Arizona	1-1	33:58	4-13	.308	1-3	.333	3-4	.750	6	4	10	1-0	1	4	0	3	12
01-26	at USC	1-1	26:17	0-7	.000	0-2	.000	3-4	.750	3	2	5	2-0	0	0	0	3	3
02-02	Washington	1-1	28:53	4-9	.444	0-2	.000	1-2	.500	2	5	7	4-0	3	1	0	2	9
02-04	Washington State	1-1	35:41	5-15	.333	2-4	.500	0-0	.000	1	3	4	2-0	1	1	0	2	12
02-09	at Oregon State	1-1	30:26	7-10	.700	1-3	.333	1-2	.500	2	1	3	5-1	3	3	0	3	16
02-11	at Oregon	1-1	32:33	4-10	.400	1-1	1.000	4-7	.571	1	2	3	1-0	3	1	0	4	13
<b>TOTALS</b>		<b>24-24</b>	<b>735:45</b>	<b>120-253</b>	<b>.474</b>	<b>21-62</b>	<b>.339</b>	<b>56-81</b>	<b>.691</b>	<b>49</b>	<b>106</b>	<b>155</b>	<b>51-1</b>	<b>45</b>	<b>34</b>	<b>6</b>	<b>65</b>	<b>317</b>

## JAYLEN CLARK'S CAREER STATISTICS

Season	Yr.	G-GS	MIN	MPG	FG-FGA	PCT	3FG-A	PCT	FT-FTA	PCT	OR	DR	TOT	RPG	PF-DQ	A	TO	BS	S	PTS	PPG
2020-21	FR	31-0	280	9.0	29-58	.500	2-10	.200	18-24	.750	31	44	75	2.4	33-0	6	12	5	4	78	2.5
2021-22	SO	29-6	524	18.1	81-160	.506	7-27	.259	26-48	.542	45	65	110	3.8	56-0	30	20	5	33	195	6.7
2022-23	JR	24-24	736	30.7	120-253	.474	21-62	.339	56-81	.691	49	106	155	6.5	51-1	45	34	6	65	317	13.2
<b>CAREER</b>		<b>84-30</b>	<b>1539</b>	<b>18.3</b>	<b>230-471</b>	<b>.488</b>	<b>30-99</b>	<b>.303</b>	<b>100-153</b>	<b>.654</b>	<b>125</b>	<b>215</b>	<b>340</b>	<b>4.0</b>	<b>140-1</b>	<b>81</b>	<b>66</b>	<b>16</b>	<b>102</b>	<b>590</b>	<b>7.0</b>

## LOGAN CREMONESI (20)

REDSHIRT SOPHOMORE – F – 6-8, 220 – Oceanside, California (Mater Dei HS)

### SEASON/CAREER BEST PERFORMANCES

Category	Season High	Career High
Points	1 vs. Long Beach State (Nov. 11, 2022)	1 vs. Long Beach State (Nov. 11, 2022)
Rebounds	–	1 vs. Washington State (Jan. 14, 2021)
Assists	1 vs. Pepperdine (Nov. 23, 2022)	1 vs. Pepperdine (Nov. 23, 2022)
Steals	–	–
Blocks	–	–
Minutes	5 vs. Pepperdine (Nov. 23, 2022)	5 vs. Pepperdine (Nov. 23, 2022)
FG Made	–	–
FG Att.	1 vs. Pepperdine (Nov. 23, 2022)	1 (twice), last vs. Pepperdine (Nov. 23, 2022)
3PFG Made	–	–
3PFG Att.	–	–
FT Made	1 vs. Long Beach State (Nov. 11, 2022)	1 vs. Long Beach State (Nov. 11, 2022)
FT Att.	2 vs. Long Beach State (Nov. 11, 2022)	2 (twice), last vs. Long Beach State (Nov. 11, 2022)

### KEY NOTES ON LOGAN CREMONESI

- Has played in 11 career games ... has played in six contests this season ... redshirted the 2021-22 season
- Made his collegiate debut during the second half of UCLA's 83-56 home victory versus San Diego during his freshman season (Dec. 9, 2020)
- Spent his final three years of high school at Mater Dei High School in Santa Ana, Calif.
- As a senior at Mater Dei (2019-20), averaged 2.7 points and 2.3 rebounds per game in 32 contests
- Was a two-time recipient of Mater Dei basketball's annual Coaches' Award ... in 2019-20, helped the Monarchs compile 25-8 record and a 9-1 record in the Trinity League
- During his senior season at Mater Dei, the basketball team advanced to the semifinal round of the CIF Southern California Regional Open Division playoffs (lost to Etiwanda, 65-61)
- Grew up in Oceanside, Calif., and was born in Chicago ... as a youngster, idolized Chicago Bulls' great Michael Jordan
- Spent his freshman year of high school at El Camino High School in Oceanside, Calif.

### LOGAN CREMONESI'S GAME-BY-GAME (2022-23)

DATE	OPP	G-GS	MIN	FG-FGA	PCT	3FG-A	PCT	FT-FTA	PCT	OR	DR	TOT	PF-DQ	A	TO	BS	S	PTS
11-07	Sacramento State	1-0	1:48	0-0	.000	0-0	.000	0-0	.000	0	0	0	0-0	0	0	0	0	0
11-11	Long Beach State	1-0	1:29	0-0	.000	0-0	.000	1-2	.500	0	0	0	0-0	0	0	0	0	1
11-14	Norfolk State	1-0	3:45	0-0	.000	0-0	.000	0-0	.000	0	0	0	0-0	0	1	0	0	0
11-18	vs. Illinois	–	DNP	–	–	–	–	–	–	–	–	–	–	–	–	–	–	–
11-20	vs. Baylor	–	DNP	–	–	–	–	–	–	–	–	–	–	–	–	–	–	–
11-23	Pepperdine	1-0	5:16	0-1	.000	0-0	.000	0-0	.000	0	0	0	1-0	1	1	0	0	0
11-27	Bellarmine	–	DNP	–	–	–	–	–	–	–	–	–	–	–	–	–	–	–
12-01	at Stanford	–	DNP	–	–	–	–	–	–	–	–	–	–	–	–	–	–	–
12-04	Oregon	–	DNP	–	–	–	–	–	–	–	–	–	–	–	–	–	–	–
12-10	Denver	–	DNP	–	–	–	–	–	–	–	–	–	–	–	–	–	–	–
12-14	at Maryland	–	DNP	–	–	–	–	–	–	–	–	–	–	–	–	–	–	–
12-17	vs. Kentucky	–	DNP	–	–	–	–	–	–	–	–	–	–	–	–	–	–	–
12-21	UC Davis	–	DNP	–	–	–	–	–	–	–	–	–	–	–	–	–	–	–
12-30	at Washington State	–	DNP	–	–	–	–	–	–	–	–	–	–	–	–	–	–	–
01-01	at Washington	1-0	1:47	0-0	.000	0-0	.000	0-0	.000	0	0	0	0-0	0	0	0	0	0
01-05	USC	–	DNP	–	–	–	–	–	–	–	–	–	–	–	–	–	–	–
01-12	Utah	–	DNP	–	–	–	–	–	–	–	–	–	–	–	–	–	–	–
01-14	Colorado	–	DNP	–	–	–	–	–	–	–	–	–	–	–	–	–	–	–
01-19	at Arizona State	–	DNP	–	–	–	–	–	–	–	–	–	–	–	–	–	–	–
01-21	at Arizona	–	DNP	–	–	–	–	–	–	–	–	–	–	–	–	–	–	–
01-26	at USC	–	DNP	–	–	–	–	–	–	–	–	–	–	–	–	–	–	–
02-02	Washington	–	DNP	–	–	–	–	–	–	–	–	–	–	–	–	–	–	–
02-04	Washington State	1-0	1:11	0-0	.000	0-0	.000	0-0	.000	0	0	0	0-0	0	0	0	0	0
02-09	at Oregon State	–	DNP	–	–	–	–	–	–	–	–	–	–	–	–	–	–	–
02-11	at Oregon	–	DNP	–	–	–	–	–	–	–	–	–	–	–	–	–	–	–
<b>TOTALS</b>		<b>6-0</b>	<b>15:16</b>	<b>0-1</b>	<b>.000</b>	<b>0-0</b>	<b>.000</b>	<b>1-2</b>	<b>.500</b>	<b>0</b>	<b>0</b>	<b>0</b>	<b>1-0</b>	<b>1</b>	<b>2</b>	<b>0</b>	<b>0</b>	<b>1</b>

### LOGAN CREMONESI'S CAREER STATISTICS

Season	Yr.	G-GS	MIN	MPG	FG-FGA	PCT	3FG-A	PCT	FT-FTA	PCT	OR	DR	TOT	RPG	PF-DQ	A	TO	BS	S	PTS	PPG
2020-21	FR	5-0	5	1.0	0-1	.000	0-0	.000	0-2	.000	0	1	1	0.2	1-0	0	0	0	0	0	0.0
2021-22	–	0-0	0	–	0-0	–	0-0	–	0-0	–	0	0	0	–	0-0	0	0	0	0	0	–
2022-23	SO	6-0	15	2.5	0-1	.000	0-0	.000	1-2	.500	0	0	0	0.0	1-0	1	2	0	0	1	0.2
<b>CAREER</b>		<b>11-0</b>	<b>20</b>	<b>1.8</b>	<b>0-2</b>	<b>.000</b>	<b>0-0</b>	<b>.000</b>	<b>1-4</b>	<b>.250</b>	<b>0</b>	<b>1</b>	<b>1</b>	<b>0.1</b>	<b>2-0</b>	<b>1</b>	<b>2</b>	<b>0</b>	<b>0</b>	<b>1</b>	<b>0.1</b>

## MAC ETIENNE (12)

RS FRESHMAN – F – 6-10, 230 – New York, N.Y. (Suffield Academy [Suffield, Connecticut])

### SEASON/CAREER BEST PERFORMANCES

Category	Season High	Career High
Points	4 (twice), last at Washington (Jan. 1, 2023)	9 vs. Arizona State (Feb. 20, 2021)
Rebounds	7 vs. Sacramento State (Nov. 7, 2022)	7 vs. Sacramento State (Nov. 7, 2022)
Assists	1 (4 times), last Oregon State (Feb. 9, 2023)	2 vs. USC (March 6, 2021)
Steals	2 vs. Sacramento State (Nov. 7, 2022)	2 vs. Sacramento State (Nov. 7, 2022)
Blocks	4 vs. Sacramento State (Nov. 7, 2022)	4 vs. Sacramento State (Nov. 7, 2022)
Minutes	14 vs. Sacramento State (Nov. 7, 2022)	28 at USC (Feb. 6, 2021)
FG Made	2 (twice), last at Washington (Jan. 1, 2023)	4 at USC (Feb. 6, 2021)
FG Att.	9 vs. Sacramento State (Nov. 7, 2022)	9 vs. Sacramento State (Nov. 7, 2022)
3PFM Made	–	–
3PFM Att.	–	–
FT Made	2 vs. Long Beach State (Nov. 11, 2022)	3 vs. Arizona State (Feb. 20, 2021)
FT Att.	2 (twice), last vs. Baylor (Nov. 20, 2022)	3 (twice), last vs. Arizona State (Feb. 20, 2021)

### KEY NOTES ON MAC ETIENNE

- Has averaged 1.0 points and 1.7 rebounds in 20 games this season ... totaled a career-high four blocks in the season-opening game against Sacramento State (Nov. 7, 2022)
- Finished with five rebounds and one block in 13 minutes off the bench in UCLA's 63-53 win against No. 13 Kentucky in New York (Dec. 17, 2022)
- Did not play in 2021-22, due to a right knee injury (torn ACL, sustained in late Oct. 2021) ... had knee surgery in Nov. 2021
- Regarding years of eligibility, due to the COVID-19 pandemic (allowing student-athletes an extra year of eligibility in 2020-21), Etienne is currently listed as a redshirt freshman
- Enrolled at UCLA midway through the 2020-21 academic year (late Dec. 2020) ... played in 13 games from Feb. 2021 through April 2021
- As a true freshman in 2020-21, he registered 2.6 points and 2.8 rebounds in 11.4 minutes per game (through 13 games, including one start)
- Spent his final two seasons of high school at Suffield Academy (Suffield, Conn.) ... those school years were 2018-19 and 2019-20
- During the 2019-20 high school season, he averaged 15.0 points, 13.0 rebounds and 4.0 blocked shots per game at Suffield Academy (Connecticut)
- Named the 2019-20 Gatorade Boys' Basketball Player of the Year in Connecticut ... was ranked as the nation's No. 5 center in his high school class by 247Sports.com
- Was ranked the No. 31 player in the Class of 2021 by 247Sports.com ... was also listed among the top 60 players by Rivals.com and ESPN.com
- Competed for the Nike PSA Cardinals AAU program while in high school ... Etienne grew up in New York City (Manhattan)

### MAC ETIENNE'S GAME-BY-GAME (2022-23)

DATE	OPP	G-GS	MIN	FG-FGA	PCT	3FG-A	PCT	FT-FTA	PCT	OR	DR	TOT	PF-DQ	A	TO	BS	S	PTS
11-07	Sacramento State	1-0	14:36	1-9	.111	0-0	.000	0-0	.000	4	3	7	3-0	0	0	4	2	2
11-11	Long Beach State	1-0	2:20	0-1	.000	0-0	.000	2-2	1.000	1	0	1	2-0	1	0	0	0	2
11-14	Norfolk State	1-0	3:46	0-0	.000	0-0	.000	0-0	.000	0	1	1	0-0	0	0	1	0	0
11-18	vs. Illinois	–	DNP	–	–	–	–	–	–	–	–	–	–	–	–	–	–	–
11-20	vs. Baylor	1-0	11:05	0-0	.000	0-0	.000	1-2	.500	1	0	1	2-0	0	1	0	1	1
11-23	Pepperdine	1-0	7:00	2-3	.667	0-0	.000	0-0	.000	2	1	3	2-0	0	1	0	0	4
11-27	Bellarmine	–	DNP	–	–	–	–	–	–	–	–	–	–	–	–	–	–	–
12-01	at Stanford	1-0	6:04	0-0	.000	0-0	.000	0-0	.000	0	3	3	2-0	0	1	0	0	0
12-04	Oregon	1-0	2:47	0-0	.000	0-0	.000	0-0	.000	2	0	2	0-0	0	0	0	0	0
12-10	Denver	1-0	7:52	0-2	.000	0-0	.000	0-0	.000	0	0	0	1-0	1	0	0	0	0
12-14	at Maryland	1-0	5:02	1-2	.500	0-0	.000	0-0	.000	0	0	0	0-0	0	0	0	0	2
12-17	vs. Kentucky	1-0	13:09	0-0	.000	0-0	.000	1-4	.250	1	4	5	1-0	1	0	1	0	1
12-21	UC Davis	–	DNP	–	–	–	–	–	–	–	–	–	–	–	–	–	–	–
12-30	at Washington State	1-0	2:02	0-2	.000	0-0	.000	0-0	.000	0	0	0	0-0	0	0	0	0	0
01-01	at Washington	1-0	3:59	2-2	1.000	0-0	.000	0-0	.000	0	2	2	1-0	0	0	0	0	4
01-05	USC	–	DNP	–	–	–	–	–	–	–	–	–	–	–	–	–	–	–
01-12	Utah	1-0	2:14	0-0	.000	0-0	.000	0-0	.000	0	0	0	0-0	0	0	1	0	0
01-14	Colorado	1-0	4:04	0-0	.000	0-0	.000	0-0	.000	0	0	0	0-0	0	0	2	0	0
01-19	at Arizona State	1-0	0:08	0-0	.000	0-0	.000	0-0	.000	0	0	0	1-0	0	0	0	0	0
01-21	at Arizona	1-0	2:56	0-0	.000	0-0	.000	0-0	.000	1	1	2	1-0	0	0	0	0	0
01-26	at USC	1-0	3:37	0-0	.000	0-0	.000	0-0	.000	0	0	0	0-0	0	0	0	0	0
02-02	Washington	–	DNP	–	–	–	–	–	–	–	–	–	–	–	–	–	–	–
02-04	Washington State	1-0	2:35	1-1	1.000	0-0	.000	1-2	.500	1	1	2	0-0	0	0	0	0	3
02-09	at Oregon State	1-0	3:01	0-0	.000	0-0	.000	0-0	.000	0	0	0	0-0	1	0	0	0	0
02-11	at Oregon	1-0	14:10	0-0	.000	0-0	.000	0-0	.000	2	2	4	1-0	0	0	0	0	0
<b>TOTALS</b>		<b>20-0</b>	<b>112:28</b>	<b>7-22</b>	<b>.318</b>	<b>0-0</b>	<b>.000</b>	<b>5-10</b>	<b>.500</b>	<b>15</b>	<b>18</b>	<b>33</b>	<b>17-0</b>	<b>4</b>	<b>3</b>	<b>9</b>	<b>3</b>	<b>19</b>

### MAC ETIENNE'S CAREER STATISTICS

Season	Yr.	G-GS	MIN	MPG	FG-FGA	PCT	3FG-A	PCT	FT-FTA	PCT	OR	DR	TOT	RPG	PF-DQ	A	TO	BS	S	PTS	PPG
2020-21	FR	13-1	148	11.4	15-25	.600	0-0	.000	4-12	.333	12	25	37	2.8	13-0	3	8	2	2	34	2.6
2021-22	–	0-0	0	–	0-0	–	0-0	–	0-0	–	0	0	0	–	0-0	0	0	0	0	0	–
2022-23	SO	20-0	112	5.6	7-22	.318	0-0	.000	5-10	.500	15	18	33	1.7	17-0	4	3	9	3	19	1.0
<b>CAREER</b>		<b>33-1</b>	<b>260</b>	<b>7.9</b>	<b>22-47</b>	<b>.468</b>	<b>0-0</b>	<b>.000</b>	<b>9-22</b>	<b>.409</b>	<b>27</b>	<b>43</b>	<b>70</b>	<b>2.1</b>	<b>30-0</b>	<b>7</b>	<b>11</b>	<b>11</b>	<b>5</b>	<b>53</b>	<b>1.6</b>

## JAIME JAQUEZ JR. (24)

SENIOR – G/F – 6-7, 225 – Camarillo, Calif. (Camarillo HS)

### SEASON/CAREER BEST PERFORMANCES

Category	Season High	Career High
Points	27 (twice), last at Stanford (Dec. 1, 2022)	30 at Washington (Feb. 28, 2022)
Rebounds	15 vs. Washington State (Feb. 4, 2023)	15 vs. Washington State (Feb. 4, 2023)
Assists	6 vs. Utah (Jan. 12, 2023)	6 (twice), last vs. Utah (Jan. 12, 2023)
Steals	4 (4 times), last vs. Colorado (Jan. 14, 2023)	4 (9 times), last vs. Colorado (Jan. 14, 2023)
Blocks	5 vs. Colorado (Jan. 14, 2023)	5 vs. Colorado (Jan. 14, 2023)
Minutes	39 vs. Illinois (Nov. 18, 2022)	55 vs. Pepperdine (Nov. 27, 2020)
FG Made	13 vs. Bellarmine (Nov. 27, 2022)	13 vs. Bellarmine (Nov. 27, 2022)
FG Att.	23 vs. Colorado (Jan. 14, 2023)	23 vs. Colorado (Jan. 14, 2023)
3PFG Made	3 (twice), last vs. Washington State (Feb. 4, 2023)	3 (twice), last vs. Washington State (Feb. 4, 2023)
3PFG Att.	6 at Arizona (Jan. 21, 2023)	7 (twice), last at Stanford (Jan. 23, 2021)
FT Made	10 at Washington State (Dec. 30, 2022)	10 (twice), last at Washington State (Dec. 30, 2022)
FT Att.	10 at Washington State (Dec. 30, 2022)	13 at Arizona State (Feb. 5, 2022)

### UCLA'S ALL-TIME SCORING LIST

No. 20 Jaime Jaquez Jr., 1551 points

### UCLA'S ALL-TIME REBOUNDING LIST

No. 18 Jaime Jaquez Jr., 739 rebounds

### UCLA'S ALL-TIME STEALS LIST

No. 9 Jaime Jaquez Jr., 162 steals

### KEY NOTES ON JAIME JAQUEZ JR. (pronounced HY-may HAH-kez)

- Currently leads UCLA in scoring average (16.3 ppg) and rebounding average (8.0 rpg) ... ranks No. 4 in the Pac-12 in scoring and rebounding
- Has also averaged 2.5 assists and 1.6 steals per game this season ... has shot 48.0 percent from the field ... has made at least one 3-pointer in UCLA last 11 contests
- Could become UCLA's first student-athlete to lead the team in total rebounds in three consecutive seasons (2021, 2022 and 2023) since Ed O'Bannon (1993, 1994 and 1995)
- One of 10 players in UCLA's history to rank among the program's top 20 on the all-time scoring list and the all-time rebounding list (1551 points, 739 rebounds)
- Through UCLA's last 11 games, he has shot 42.1 percent from beyond the 3-point arc (16-for-38) ... has averaged 15.0 points and 10.6 rebounds in UCLA's last 10 games
- Through Sunday's games (Feb. 12), he was one of five Pac-12 players to rank among the top 10 in the league in both scoring and rebounding
- Has scored at least 10 points in 22 of UCLA's 25 games ... has tallied at least 10 points in 81 career games (and has scored 20 or more points in 16 career games)
- Has totaled six double-doubles this season ... has registered 15 career double-doubles (has six this year, had six in 2021-22, one in 2020-21, two in 2019-20)
- Listed as one of 20 top players on the Wooden Award's late season watch list and one 30 players on the midseason watch list for the Naismith Trophy
- Was named a preseason first-team All-America selection by CBS Sports and The Athletic ... preseason second-team All-America honoree by Sporting News
- Through 122 career games, has averaged 12.7 points, 6.1 rebounds and 1.9 assists per game ... now in his fourth season at UCLA
- Has twice earned All-Pac-12 Conference honors ... was a second-team all-league selection as a sophomore (2020-21) and a first-team all-league honoree last season (2021-22)
- Was selected to the five-man Pac-12 All-Defensive Team the past two seasons ... last year, Jaquez Jr. and Myles Johnson and Jaylen Clark were among those five defensive selections
- Was named to this season's 20-man watch list for the Julius Erving Small Forward of the Year Award (was one of five finalists as a junior in 2021-22)
- Last season, scored a career-best 30 points in a 77-66 win at Washington (Feb. 28, 2022) ... made 11 of 17 shots in the Bruins' victory in Seattle
- Played in all 55 minutes in a triple overtime win against Pepperdine (Nov. 27, 2020) ... most single-game minutes by any UCLA player since Feb. 28, 1985 (Reggie Miller, Nigel Miguel, 59 each)
- As a freshman, made the game-winning 3-point shot with 0.6 seconds to play to snap a 72-72 tie in UCLA's 75-72 win at home against Arizona State (Feb. 27, 2020)

### JAIME JAQUEZ JR.'S GAME-BY-GAME (2022-23)

DATE	OPP	G-GS	MIN	FG-FGA	PCT	3FG-A	PCT	FT-FTA	PCT	OR	DR	TOT	PF-DQ	A	TO	BS	S	PTS
11-07	Sacramento State	1-1	31:52	7-9	.778	0-0	.000	0-0	.000	0	7	7	1-0	2	3	0	0	14
11-11	Long Beach State	1-1	29:30	4-14	.286	2-4	.500	2-4	.500	3	5	8	3-0	2	3	2	1	12
11-14	Norfolk State	1-1	29:31	5-9	.556	1-3	.333	1-2	.500	0	2	2	1-0	4	2	0	1	12
11-18	vs. Illinois	1-1	38:49	8-22	.364	1-4	.250	3-5	.600	5	3	8	4-0	5	3	0	3	20
11-20	vs. Baylor	1-1	25:41	5-11	.455	0-1	.000	5-5	1.000	0	2	2	3-0	3	1	1	0	15
11-23	Pepperdine	1-1	27:54	7-10	.700	1-1	1.000	2-3	.667	4	4	8	1-0	2	0	0	1	17
11-27	Bellarmine	1-1	36:07	13-17	.765	0-3	.000	1-1	1.000	0	7	7	2-0	0	1	1	4	27
12-01	at Stanford	1-1	37:09	12-17	.706	0-2	.000	3-3	1.000	2	2	4	1-0	1	1	1	3	27
12-04	Oregon	1-1	22:59	4-8	.500	0-0	.000	4-4	1.000	2	3	5	2-0	3	0	0	2	12
12-10	Denver	1-1	25:37	9-11	.818	0-1	.000	0-0	.000	1	1	2	1-0	1	1	2	1	18
12-14	at Maryland	1-1	29:34	6-14	.429	0-1	.000	2-2	1.000	1	6	7	1-0	0	2	0	4	14
12-17	vs. Kentucky	1-1	36:48	9-19	.474	0-2	.000	1-2	.500	4	8	12	3-0	4	4	1	4	19
12-21	UC Davis	1-1	24:45	6-10	.600	0-0	.000	2-3	.667	3	5	8	3-0	3	3	0	0	14
12-30	at Washington State	1-1	35:57	5-14	.357	0-1	.000	10-10	1.000	4	4	8	2-0	0	3	1	1	20
01-01	at Washington	1-1	32:33	7-15	.467	3-5	.600	0-0	.000	2	5	7	1-0	5	2	1	1	17
01-05	USC	1-1	38:15	5-13	.385	1-3	.333	1-4	.250	3	4	7	0-0	2	3	0	0	12
01-12	Utah	1-1	34:36	3-11	.273	1-2	.500	1-2	.500	5	7	12	1-0	6	3	1	0	8
01-14	Colorado	1-1	38:25	11-23	.478	1-2	.500	0-1	.000	7	6	13	3-0	2	3	5	4	23
01-19	at Arizona State	1-1	28:00	4-12	.333	1-3	.333	0-2	.000	2	4	6	3-0	5	1	0	2	9
01-21	at Arizona	1-1	36:35	5-17	.294	1-6	.167	1-3	.333	3	8	11	2-0	2	2	1	3	12
01-26	at USC	1-1	36:48	5-10	.500	1-3	.333	4-4	1.000	1	7	8	1-0	2	3	1	0	15
02-02	Washington	1-1	31:29	6-13	.462	1-3	.333	2-2	1.000	4	6	10	4-0	1	4	0	2	15
02-04	Washington State	1-1	32:53	9-17	.529	3-5	.600	3-4	.750	5	10	15	1-0	2	1	0	1	24
02-09	at Oregon State	1-1	28:23	3-10	.300	1-3	.333	0-1	.000	3	9	12	3-0	2	0	0	1	7
02-11	at Oregon	1-1	38:41	8-20	.400	2-3	.667	7-8	.875	4	8	12	1-0	3	2	1	2	25
<b>TOTALS</b>		<b>25-25</b>	<b>808:50</b>	<b>166-346</b>	<b>.480</b>	<b>21-61</b>	<b>.344</b>	<b>55-75</b>	<b>.733</b>	<b>68</b>	<b>133</b>	<b>201</b>	<b>48-0</b>	<b>62</b>	<b>51</b>	<b>19</b>	<b>41</b>	<b>408</b>

### JAIME JAQUEZ JR.'S CAREER STATISTICS

Season	Yr.	G-GS	MIN	MPG	FG-FGA	PCT	3FG-A	PCT	FT-FTA	PCT	OR	DR	TOT	RPG	PF-DQ	A	TO	BS	S	PTS	PPG
2019-20	FR	31-23	828	26.7	98-216	.454	25-80	.313	54-71	.761	49	100	149	4.8	76-1	42	46	12	43	275	8.9
2020-21	SO	32-32	1118	34.9	142-292	.486	37-94	.394	74-113	.655	62	133	195	6.1	73-2	54	40	22	39	395	12.3
2021-22	JR	34-34	1037	30.5	175-371	.472	21-76	.276	102-134	.761	59	135	194	5.7	53-1	79	47	11	39	473	13.9
2022-23	SR	25-25	809	32.4	166-346	.480	21-61	.344	55-75	.733	68	133	201	8.0	48-0	62	51	19	41	408	16.3
<b>CAREER</b>		<b>122-114</b>	<b>3794</b>	<b>31.1</b>	<b>581-1225</b>	<b>.474</b>	<b>104-311</b>	<b>.334</b>	<b>285-393</b>	<b>.725</b>	<b>238</b>	<b>501</b>	<b>439</b>	<b>6.1</b>	<b>250-4</b>	<b>237</b>	<b>184</b>	<b>64</b>	<b>162</b>	<b>1551</b>	<b>12.7</b>

# EVAN MANJIKIAN (21)

FRESHMAN – F – 6-8, 230 – Glendale, Calif. (Sierra Canyon School)

## SEASON/CAREER BEST PERFORMANCES

Category	Season High	Career High
Points	3 vs. Pepperdine (Nov. 23, 2022)	3 vs. Pepperdine (Nov. 23, 2022)
Rebounds	1 vs. Pepperdine (Nov. 23, 2022)	1 vs. Pepperdine (Nov. 23, 2022)
Assists	–	–
Steals	–	–
Blocks	–	–
Minutes	2 vs. Pepperdine (Nov. 23, 2022)	2 vs. Pepperdine (Nov. 23, 2022)
FG Made	1 vs. Pepperdine (Nov. 23, 2022)	1 vs. Pepperdine (Nov. 23, 2022)
FG Att.	1 (twice), last vs. Denver (Dec. 10, 2022)	1 (twice), last vs. Denver (Dec. 10, 2022)
3PG Made	1 vs. Pepperdine (Nov. 23, 2022)	1 vs. Pepperdine (Nov. 23, 2022)
3PG Att.	1 (twice), last vs. Denver (Dec. 10, 2022)	1 (twice), last vs. Denver (Dec. 10, 2022)
FT Made	–	–
FT Att.	–	–

## KEY NOTES ON EVAN MANJIKIAN

- Has played in two games this season ... saw action at the end of home victories against Pepperdine (Nov. 23) and Denver (Dec. 10)
- Sank a 3-point basket on his first-ever collegiate shot attempt in the final two minutes of UCLA's win against Pepperdine (Nov. 23, 2022)
- Was a two-year varsity basketball letterwinner at Sierra Canyon School in Chatsworth ... spent his first two years of high school at Crescenta Valley HS
- As a senior in 2021-22 at Sierra Canyon, averaged 3.2 points and 3.4 rebounds per game ... played in 26 contests and shot 52 percent from the field
- Helped Sierra Canyon to a 26-5 overall record during his senior season ... advanced to the CIF State Open Division regional title contest in March of 2022
- His older cousin, Sooren Derboghiosian, competed on the UCLA men's basketball team for two seasons (2012-13, 2013-14)

## EVAN MANJIKIAN'S GAME-BY-GAME (2022-23)

DATE	OPP	G-GS	MIN	FG-FGA	PCT	3FG-A	PCT	FT-FTA	PCT	OR	DR	TOT	PF-DQ	A	TO	BS	S	PTS
11-07	Sacramento State	–	DNP	–	–	–	–	–	–	–	–	–	–	–	–	–	–	–
11-11	Long Beach State	–	DNP	–	–	–	–	–	–	–	–	–	–	–	–	–	–	–
11-14	Norfolk State	–	DNP	–	–	–	–	–	–	–	–	–	–	–	–	–	–	–
11-18	vs. Illinois	–	DNP	–	–	–	–	–	–	–	–	–	–	–	–	–	–	–
11-20	vs. Baylor	–	DNP	–	–	–	–	–	–	–	–	–	–	–	–	–	–	–
11-23	Pepperdine	1-0	1:59	1-1	1.000	1-1	1.000	0-0	.000	0	0	1	0-0	0	0	0	0	3
11-27	Bellarmine	–	DNP	–	–	–	–	–	–	–	–	–	–	–	–	–	–	–
12-01	at Stanford	–	DNP	–	–	–	–	–	–	–	–	–	–	–	–	–	–	–
12-04	Oregon	–	DNP	–	–	–	–	–	–	–	–	–	–	–	–	–	–	–
12-10	Denver	1-0	1:13	0-1	.000	0-1	.000	0-0	.000	0	0	0	0-0	0	0	0	0	0
12-14	at Maryland	–	DNP	–	–	–	–	–	–	–	–	–	–	–	–	–	–	–
12-17	vs. Kentucky	–	DNP	–	–	–	–	–	–	–	–	–	–	–	–	–	–	–
12-21	UC Davis	–	DNP	–	–	–	–	–	–	–	–	–	–	–	–	–	–	–
12-30	at Washington State	–	DNP	–	–	–	–	–	–	–	–	–	–	–	–	–	–	–
01-01	at Washington	–	DNP	–	–	–	–	–	–	–	–	–	–	–	–	–	–	–
01-05	USC	–	DNP	–	–	–	–	–	–	–	–	–	–	–	–	–	–	–
01-12	Utah	–	DNP	–	–	–	–	–	–	–	–	–	–	–	–	–	–	–
01-14	Colorado	–	DNP	–	–	–	–	–	–	–	–	–	–	–	–	–	–	–
01-19	at Arizona State	–	DNP	–	–	–	–	–	–	–	–	–	–	–	–	–	–	–
01-21	at Arizona	–	DNP	–	–	–	–	–	–	–	–	–	–	–	–	–	–	–
01-26	at USC	–	DNP	–	–	–	–	–	–	–	–	–	–	–	–	–	–	–
02-02	Washington	–	DNP	–	–	–	–	–	–	–	–	–	–	–	–	–	–	–
02-04	Washington State	–	DNP	–	–	–	–	–	–	–	–	–	–	–	–	–	–	–
02-09	at Oregon State	–	DNP	–	–	–	–	–	–	–	–	–	–	–	–	–	–	–
02-11	at Oregon	–	DNP	–	–	–	–	–	–	–	–	–	–	–	–	–	–	–
<b>TOTALS</b>		<b>2-0</b>	<b>3:12</b>	<b>1-2</b>	<b>.500</b>	<b>1-2</b>	<b>.500</b>	<b>0-0</b>	<b>.000</b>	<b>0</b>	<b>1</b>	<b>1</b>	<b>0-0</b>	<b>0</b>	<b>0</b>	<b>0</b>	<b>0</b>	<b>3</b>

## EVAN MANJIKIAN'S CAREER STATISTICS

Season	Yr.	G-GS	MIN	MPG	FG-FGA	PCT	3FG-A	PCT	FT-FTA	PCT	OR	DR	TOT	RPG	PF-DQ	A	TO	BS	S	PTS	PPG
2022-23	FR	2-0	3	1.6	1-2	.500	1-2	.500	0-0	.000	0	1	1	0.5	0-0	0	0	0	0	0	3
<b>CAREER</b>		<b>2-0</b>	<b>3</b>	<b>1.6</b>	<b>1-2</b>	<b>.500</b>	<b>1-2</b>	<b>.500</b>	<b>0-0</b>	<b>.000</b>	<b>0</b>	<b>1</b>	<b>1</b>	<b>0.5</b>	<b>0-0</b>	<b>0</b>	<b>0</b>	<b>0</b>	<b>0</b>	<b>0</b>	<b>3</b>

## WILL McCLENDON (4)

RS FRESHMAN – G – 6-3, 210 – Las Vegas, Nev. (Bishop Gorman HS)

### SEASON/CAREER BEST PERFORMANCES

Category	Season High	Career High
Points	4 at Arizona (Jan. 21, 2023)	4 at Arizona (Jan. 21, 2023)
Rebounds	2 (twice), last vs. Utah (Jan. 12, 2023)	2 (twice), last vs. Utah (Jan. 12, 2023)
Assists	3 vs. UC Davis (Dec. 21, 2022)	3 vs. UC Davis (Dec. 21, 2022)
Steals	1 (3 times), last at Arizona (Jan. 21, 2023)	1 (3 times), last at Arizona (Jan. 21, 2023)
Blocks	–	–
Minutes	19 at Washington State (Dec. 30, 2022)	19 at Washington State (Dec. 30, 2022)
FG Made	2 at Arizona (Jan. 21, 2023)	2 at Arizona (Jan. 21, 2023)
FG Att.	6 vs. Denver (Dec. 10, 2022)	6 vs. Denver (Dec. 10, 2022)
3PPG Made	1 vs. Denver (Dec. 10, 2022)	1 vs. Denver (Dec. 10, 2022)
3PPG Att.	4 vs. Denver (Dec. 10, 2022)	4 vs. Denver (Dec. 10, 2022)
FT Made	2 vs. USC (Jan. 5, 2023)	2 vs. USC (Jan. 5, 2023)
FT Att.	2 (3 times), last vs. Utah (Jan. 12, 2023)	2 (3 times), last vs. Utah (Jan. 12, 2023)

### KEY NOTES ON WILL McCLENDON

- Has averaged 1.0 points and 0.7 rebounds in 15 games this season ... scored a season-high four points in a loss at Arizona (Jan. 21, 2023)
- Did not play in the first eight games as he continued to recover from a knee injury (torn ACL in Sept. 2021)
- Played in a season-high 19 minutes in a win at Washington State (Dec. 30, 2022), coming up with the game-saving assist to Adem Bona in the final 30 seconds of the win
- Made his collegiate debut in the first half of UCLA's 65-56 victory against Oregon in Pauley Pavilion (Dec. 4, 2022)
- Missed the entire 2021-22 season after sustaining a left knee injury during a preseason team workout (torn ACL in Sept. 2021, had surgery in Oct. 2021)
- Was a four-year varsity basketball letterwinner at Bishop Gorman High School in Las Vegas
- Was ranked as the No. 41 prospect in the nation, in his high school class by Rivals.com ... had been ranked No. 55 by 247Sports.com
- As a high school senior (2020-21), his season was canceled by the Nevada Interscholastic Activities Association (NIAA), due to the COVID-19 pandemic
- As a junior at Bishop Gorman HS, secured first-team All-Southern Nevada acclaim ... averaged 16.0 points, 5.0 rebounds and 4.0 assists per game

### WILL McCLENDON'S GAME-BY-GAME (2022-23)

DATE	OPP	G-GS	MIN	FG-FGA	PCT	3FG-A	PCT	FT-FTA	PCT	OR	DR	TOT	PF-DQ	A	TO	BS	S	PTS
11-07	Sacramento State	–	DNP	–	–	–	–	–	–	–	–	–	–	–	–	–	–	–
11-11	Long Beach State	–	DNP	–	–	–	–	–	–	–	–	–	–	–	–	–	–	–
11-14	Norfolk State	–	DNP	–	–	–	–	–	–	–	–	–	–	–	–	–	–	–
11-18	vs. Illinois	–	DNP	–	–	–	–	–	–	–	–	–	–	–	–	–	–	–
11-20	vs. Baylor	–	DNP	–	–	–	–	–	–	–	–	–	–	–	–	–	–	–
11-23	Pepperdine	–	DNP	–	–	–	–	–	–	–	–	–	–	–	–	–	–	–
11-27	Bellarmine	–	DNP	–	–	–	–	–	–	–	–	–	–	–	–	–	–	–
12-01	at Stanford	–	DNP	–	–	–	–	–	–	–	–	–	–	–	–	–	–	–
12-04	Oregon	1-0	0:44	0-0	.000	0-0	.000	0-0	.000	0	0	0	0-0	0	0	0	0	0
12-10	Denver	1-0	10:33	1-6	.167	1-4	.250	0-0	.000	1	1	2	2-0	2	0	0	0	3
12-14	at Maryland	1-0	16:15	1-3	.333	0-2	.000	1-2	.500	0	0	0	0-0	1	0	0	0	3
12-17	vs. Kentucky	1-0	3:28	0-0	.000	0-0	.000	0-0	.000	0	0	0	0-0	0	0	0	0	0
12-21	UC Davis	1-0	11:26	0-2	.000	0-2	.000	0-0	.000	0	0	0	2-0	3	0	0	0	0
12-30	at Washington State	1-0	19:24	1-2	.500	0-1	.000	0-0	.000	0	1	1	2-0	1	0	0	0	2
01-01	at Washington	1-0	13:52	0-2	.000	0-1	.000	0-0	.000	0	0	0	1-0	1	0	0	0	0
01-05	USC	1-0	6:54	0-0	.000	0-0	.000	2-2	1.000	0	1	1	0-0	0	0	0	1	2
01-12	Utah	1-0	13:52	0-1	.000	0-1	.000	1-2	.500	0	2	2	1-0	2	0	0	0	1
01-14	Colorado	1-0	4:50	0-0	.000	0-0	.000	0-0	.000	0	0	0	2-0	0	0	0	1	0
01-19	at Arizona State	1-0	7:01	0-1	.000	0-1	.000	0-0	.000	0	0	0	0-0	0	0	0	0	0
01-21	at Arizona	1-0	9:36	2-4	.500	0-2	.000	0-0	.000	0	1	1	0-0	0	1	0	1	4
01-26	at USC	1-0	3:01	0-1	.000	0-0	.000	0-0	.000	0	1	1	2-0	0	0	0	0	0
02-02	Washington	–	DNP	–	–	–	–	–	–	–	–	–	–	–	–	–	–	–
02-04	Washington State	–	DNP	–	–	–	–	–	–	–	–	–	–	–	–	–	–	–
02-09	at Oregon State	1-0	9:44	0-1	.000	0-0	.000	0-0	.000	0	1	1	0-0	1	1	0	0	0
02-11	at Oregon	1-0	2:37	0-0	.000	0-0	.000	0-0	.000	0	1	1	0-0	0	0	0	0	0
<b>TOTALS</b>		<b>15-0</b>	<b>133:17</b>	<b>5-23</b>	<b>.217</b>	<b>1-14</b>	<b>.071</b>	<b>4-6</b>	<b>.667</b>	<b>1</b>	<b>9</b>	<b>10</b>	<b>12-0</b>	<b>11</b>	<b>2</b>	<b>0</b>	<b>3</b>	<b>15</b>

### WILL McCLENDON'S CAREER STATISTICS

Season	Yr.	G-GS	MIN	MPG	FG-FGA	PCT	3FG-A	PCT	FT-FTA	PCT	OR	DR	TOT	RPG	PF-DQ	A	TO	BS	S	PTS	PPG
2022-23	FR	15-0	133	8.9	5-23	.217	1-14	.071	4-6	.667	1	9	10	0.7	12-0	11	2	0	3	15	1.0
<b>CAREER</b>		<b>15-0</b>	<b>133</b>	<b>8.9</b>	<b>5-23</b>	<b>.217</b>	<b>1-14</b>	<b>.071</b>	<b>4-6</b>	<b>.667</b>	<b>1</b>	<b>9</b>	<b>10</b>	<b>0.7</b>	<b>12-0</b>	<b>11</b>	<b>2</b>	<b>0</b>	<b>3</b>	<b>15</b>	<b>1.0</b>



## KENNETH NWUBA (14)

REDSHIRT SENIOR – F – 6-10, 255 – Lagos, Nigeria (Huntington Prep [Huntington, West Virginia])

### SEASON/CAREER BEST PERFORMANCES

Category	Season High	Career High
Points	4 (5 times), last vs. UC Davis (Dec. 21, 2022)	5 vs. North Florida (Nov. 17, 2021)
Rebounds	5 vs. Oregon (Dec. 4, 2022)	5 (twice), last vs. Oregon (Dec. 4, 2022)
Assists	3 vs. Norfolk State (Nov. 14, 2022)	2 vs. Purdue Fort Wayne (Nov. 6, 2018)
Steals	1 (5 times), last at USC (Jan. 26, 2023)	1 (8 times), last at Utah (Jan. 26, 2023)
Blocks	5 vs. Utah (Jan. 12, 2023)	5 vs. Utah (Jan. 12, 2023)
Minutes	23 vs. Sacramento State (Nov. 7, 2022)	23 vs. Sacramento State (Nov. 7, 2022)
FG Made	2 (4 times), last vs. UC Davis (Dec. 21, 2022)	2 (6 times), last vs. UC Davis (Dec. 21, 2022)
FG Att.	4 vs. UC Davis (Dec. 21, 2022)	4 vs. UC Davis (Dec. 21, 2022)
3PPG Made	–	–
3PPG Att.	–	–
FT Made	2 vs. Bellarmine (Nov. 27, 2022)	2 (3 times), last vs. Bellarmine (Nov. 27, 2022)
FT Att.	3 vs. Bellarmine (Nov. 27, 2022)	3 vs. Bellarmine (Nov. 27, 2022)

### KEY NOTES ON KENNETH NWUBA

- Has played in 80 career games ... has played in all 25 contests this season ... as a junior last season (2021-22), he competed in 20 games
- Has averaged 1.2 points and 1.8 rebounds in all 25 games this season ... has averaged a career-high 12.0 minutes per game
- Finished with a career-high five blocks in the Bruins' 68-49 victory at home against Utah (Jan. 12, 2023)
- Totaled a career-high-tying five rebounds off the bench in UCLA's 65-56 home victory against Oregon this season (Dec. 4, 2022)
- Recorded five rebounds in a season-best 20 minutes in the Bruins' 51-49 win over Michigan in the 2021 NCAA Tournament Elite Eight (March 30, 2021)
- Redshirted in 2019-20 ... competed in 17 games as a true freshman in 2018-19, averaging 2.9 minutes per game
- Was a three-year varsity basketball letterwinner in high school, spending his senior season at Huntington Prep (Huntington, West Virginia)
- Moved to the United States from Lagos, Nigeria prior to his freshman year of high school
- As a youngster, he looked up to former NBA all-time great Hakeem Olajuwon and former UCLA standout Russell Westbrook

### KENNETH NWUBA'S GAME-BY-GAME (2022-23)

DATE	OPP	G-GS	MIN	FG-FGA	PCT	3FG-A	PCT	FT-FTA	PCT	OR	DR	TOT	PF-DQ	A	TO	BS	S	PTS
11-07	Sacramento State	1-1	23:35	2-2	1.000	0-0	.000	0-0	.000	1	2	3	4-0	0	0	1	0	4
11-11	Long Beach State	1-0	18:43	2-3	.667	0-0	.000	0-0	.000	2	0	2	1-0	1	2	1	1	4
11-14	Norfolk State	1-0	14:03	1-2	.500	0-0	.000	0-0	.000	1	2	3	4-0	3	2	1	0	2
11-18	vs. Illinois	1-0	6:37	0-0	.000	0-0	.000	0-0	.000	0	1	1	0-0	0	0	1	0	0
11-20	vs. Baylor	1-0	14:57	1-2	.500	0-0	.000	0-0	.000	0	3	3	1-0	0	0	0	0	2
11-23	Pepperdine	1-0	9:36	0-1	.000	0-0	.000	0-0	.000	1	0	1	0-0	1	0	0	0	0
11-27	Bellarmine	1-0	9:32	1-1	1.000	0-0	.000	2-3	.667	0	0	0	0-0	0	0	0	1	4
12-01	at Stanford	1-0	17:10	0-0	.000	0-0	.000	0-0	.000	1	3	4	2-0	0	0	0	0	0
12-04	Oregon	1-0	18:46	2-3	.667	0-0	.000	0-0	.000	3	2	5	1-0	0	0	0	0	4
12-10	Denver	1-0	13:31	1-1	1.000	0-0	.000	0-0	.000	1	0	1	2-0	1	1	0	0	2
12-14	at Maryland	1-0	12:07	0-0	.000	0-0	.000	0-0	.000	1	2	3	0-0	1	0	0	0	0
12-17	vs. Kentucky	1-0	13:08	1-1	1.000	0-0	.000	0-0	.000	3	0	3	5-1	0	1	0	0	2
12-21	UC Davis	1-0	11:43	2-4	.500	0-0	.000	0-0	.000	0	3	3	2-0	0	1	4	0	4
12-30	at Washington State	1-0	8:53	0-0	.000	0-0	.000	0-0	.000	0	0	0	3-0	0	1	0	0	0
01-01	at Washington	1-0	4:53	0-0	.000	0-0	.000	0-0	.000	0	0	0	3-0	0	0	0	0	0
01-05	USC	1-0	7:14	0-0	.000	0-0	.000	0-0	.000	1	1	2	0-0	0	0	0	1	0
01-12	Utah	1-0	15:18	0-0	.000	0-0	.000	0-0	.000	1	2	3	2-0	1	0	5	1	0
01-14	Colorado	1-0	8:34	0-0	.000	0-0	.000	0-0	.000	0	0	0	3-0	0	0	0	0	0
01-19	at Arizona State	1-0	12:39	0-1	.000	0-0	.000	0-0	.000	0	1	1	2-0	0	0	0	0	0
01-21	at Arizona	1-0	10:23	0-0	.000	0-0	.000	0-0	.000	1	1	2	4-0	2	1	0	0	0
01-26	at USC	1-0	6:41	0-0	.000	0-0	.000	0-0	.000	0	1	1	0-0	0	0	0	1	0
02-02	Washington	1-0	5:05	0-0	.000	0-0	.000	0-0	.000	0	0	0	0-0	0	1	0	0	0
02-04	Washington State	1-0	8:55	1-1	1.000	0-0	.000	0-0	.000	1	0	1	2-0	0	0	0	0	2
02-09	at Oregon State	1-0	15:51	0-0	.000	0-0	.000	0-0	.000	1	1	2	0-0	0	1	0	0	0
02-11	at Oregon	1-0	11:45	0-1	.000	0-0	.000	0-0	.000	1	0	1	5-1	0	0	0	0	0
<b>TOTALS</b>		<b>25-1</b>	<b>299:40</b>	<b>14-23</b>	<b>.636</b>	<b>0-0</b>	<b>.000</b>	<b>2-3</b>	<b>.667</b>	<b>20</b>	<b>25</b>	<b>45</b>	<b>46-1</b>	<b>10</b>	<b>11</b>	<b>13</b>	<b>5</b>	<b>30</b>

### KENNETH NWUBA'S CAREER STATISTICS

Season	Yr.	G-GS	MIN	MPG	FG-FGA	PCT	3FG-A	PCT	FT-FTA	PCT	OR	DR	TOT	RPG	PF-DQ	A	TO	BS	S	PTS	PPG
2018-19	FR	17-0	51	3.0	2-7	.286	0-0	.000	3-7	.429	5	6	11	0.6	15-0	2	5	1	1	7	0.4
2019-20	–	0-0	0	–	0-0	–	0-0	–	0-0	–	0	0	0	–	0-0	0	0	0	0	0	–
2020-21	SO	18-1	107	6.0	1-7	.143	0-0	.000	0-1	.000	8	9	17	0.9	23-0	0	5	4	1	2	0.1
2021-22	JR	20-0	130	6.5	10-15	.667	0-0	.000	4-8	.500	7	11	18	0.9	24-0	4	7	6	1	24	1.2
2022-23	SR	25-1	300	12.0	14-23	.609	0-0	.000	2-3	.667	20	25	45	1.8	46-2	10	11	13	5	30	1.2
<b>CAREER</b>		<b>80-2</b>	<b>588</b>	<b>7.3</b>	<b>27-52</b>	<b>.519</b>	<b>0-0</b>	<b>.000</b>	<b>9-19</b>	<b>.474</b>	<b>40</b>	<b>51</b>	<b>91</b>	<b>1.1</b>	<b>108-2</b>	<b>16</b>	<b>28</b>	<b>24</b>	<b>8</b>	<b>63</b>	<b>0.8</b>

## JACK SEIDLER (22)

FRESHMAN – G – 6-4, 190 – Marlboro, N.J. (Marlboro HS)

### SEASON/CAREER BEST PERFORMANCES

Category	Season High	Career High
Points	–	–
Rebounds	–	–
Assists	–	–
Steals	–	–
Blocks	–	–
Minutes	–	–
FG Made	–	–
FG Att.	–	–
3PFG Made	–	–
3PFG Att.	–	–
FT Made	–	–
FT Att.	–	–

### KEY NOTES ON JACK SEIDLER

- Was a four-year varsity basketball letterwinner at Marlboro High School (Marlboro, N.J.)
- Concluded his high school career as Marlboro's all-time leading scorer, with 1,503 career points
- Twice earned first-team All-Shore Conference acclaim ... in all, earned all-league honors in three seasons
- Averaged a team-leading 20.9 points as a senior (2021-22) ... averaged 6.0 rebounds and 1.5 assists in 31 games during his senior season
- Led Marlboro to the Shore Conference Tournament's title contest for the second time in school history

### JACK SEIDLER'S GAME-BY-GAME (2022-23)

DATE	OPP	G-GS	MIN	FG-FGA	PCT	3FG-A	PCT	FT-FTA	PCT	OR	DR	TOT	PF-DQ	A	TO	BS	S	PTS
11-07	Sacramento State	–	DNP	–	–	–	–	–	–	–	–	–	–	–	–	–	–	–
11-11	Long Beach State	–	DNP	–	–	–	–	–	–	–	–	–	–	–	–	–	–	–
11-14	Norfolk State	–	DNP	–	–	–	–	–	–	–	–	–	–	–	–	–	–	–
11-18	vs. Illinois	–	DNP	–	–	–	–	–	–	–	–	–	–	–	–	–	–	–
11-20	vs. Baylor	–	DNP	–	–	–	–	–	–	–	–	–	–	–	–	–	–	–
11-23	Pepperdine	–	DNP	–	–	–	–	–	–	–	–	–	–	–	–	–	–	–
11-27	Bellarmine	–	DNP	–	–	–	–	–	–	–	–	–	–	–	–	–	–	–
12-01	at Stanford	–	DNP	–	–	–	–	–	–	–	–	–	–	–	–	–	–	–
12-04	Oregon	–	DNP	–	–	–	–	–	–	–	–	–	–	–	–	–	–	–
12-10	Denver	–	DNP	–	–	–	–	–	–	–	–	–	–	–	–	–	–	–
12-14	at Maryland	–	DNP	–	–	–	–	–	–	–	–	–	–	–	–	–	–	–
12-17	vs. Kentucky	–	DNP	–	–	–	–	–	–	–	–	–	–	–	–	–	–	–
12-21	UC Davis	–	DNP	–	–	–	–	–	–	–	–	–	–	–	–	–	–	–
12-30	at Washington State	–	DNP	–	–	–	–	–	–	–	–	–	–	–	–	–	–	–
01-01	at Washington	–	DNP	–	–	–	–	–	–	–	–	–	–	–	–	–	–	–
01-05	USC	–	DNP	–	–	–	–	–	–	–	–	–	–	–	–	–	–	–
01-12	Utah	–	DNP	–	–	–	–	–	–	–	–	–	–	–	–	–	–	–
01-14	Colorado	–	DNP	–	–	–	–	–	–	–	–	–	–	–	–	–	–	–
01-19	at Arizona State	–	DNP	–	–	–	–	–	–	–	–	–	–	–	–	–	–	–
01-21	at Arizona	–	DNP	–	–	–	–	–	–	–	–	–	–	–	–	–	–	–
01-26	at USC	–	DNP	–	–	–	–	–	–	–	–	–	–	–	–	–	–	–
02-02	Washington	–	DNP	–	–	–	–	–	–	–	–	–	–	–	–	–	–	–
02-04	Washington State	–	DNP	–	–	–	–	–	–	–	–	–	–	–	–	–	–	–
02-09	at Oregon State	–	DNP	–	–	–	–	–	–	–	–	–	–	–	–	–	–	–
02-11	at Oregon	–	DNP	–	–	–	–	–	–	–	–	–	–	–	–	–	–	–
<b>TOTALS</b>		–	–	–	–	–	–	–	–	–	–	–	–	–	–	–	–	–

### JACK SEIDLER'S CAREER STATISTICS

Season	Yr.	G-GS	MIN	MPG	FG-FGA	PCT	3FG-A	PCT	FT-FTA	PCT	OR	DR	TOT	RPG	PF-DQ	A	TO	BS	S	PTS	PPG
2022-23	FR	0-0	0	–	0-0	–	0-0	–	0-0	–	0	0	0	–	0-0	0	0	0	0	0	–
<b>CAREER</b>		<b>0-0</b>	<b>0</b>	–	<b>0-0</b>	–	<b>0-0</b>	–	<b>0-0</b>	–	<b>0</b>	<b>0</b>	<b>0</b>	–	<b>0-0</b>	<b>0</b>	<b>0</b>	<b>0</b>	<b>0</b>	<b>0</b>	–

## DAVID SINGLETON (34)

5th-YEAR SENIOR – G – 6-4, 210 – Los Angeles, Calif. (Bishop Montgomery HS)

### SEASON/CAREER BEST PERFORMANCES

Category	Season High	Career High
Points	21 at Arizona State (Jan. 19, 2023)	22 vs. Washington (Feb. 19, 2022)
Rebounds	9 vs. Long Beach State (Nov. 11, 2022)	9 vs. Long Beach State (Nov. 11, 2022)
Assists	3 (3 times), last vs. USC (Jan. 5, 2023)	4 (3 times), last at Arizona State (Feb. 5, 2022)
Steals	3 (3 times), last vs. Washington State (Feb. 4, 2023)	3 (4 times), last vs. Wash. State (Feb. 4, 2023)
Blocks	1 (4 times), last at USC (Jan. 26, 2023)	2 at Washington (Feb. 2, 2019)
Minutes	37 at Arizona State (Jan. 19, 2023)	43 vs. Pepperdine (Nov. 27, 2020)
FG Made	7 (twice), last at Arizona State (Jan. 19, 2023)	7 (3 times), last at Arizona State (Jan. 19, 2023)
FG Att.	14 at USC (Jan. 26, 2023)	14 at USC (Jan. 26, 2023)
3PFG Made	4 (5 times), last at USC (Jan. 26, 2023)	6 vs. Washington (Feb. 19, 2022)
3PFG Att.	9 at USC (Jan. 26, 2023)	9 (4 times), last at USC (Jan. 26, 2023)
FT Made	4 (twice), last at Washington (Jan. 1, 2023)	4 (4 times), last at Washington (Jan. 1, 2023)
FT Att.	4 (7 times), last at Oregon (Feb. 11, 2023)	6 vs. Utah (Feb. 9, 2019)

### UCLA'S CAREER 3-POINT PERCENTAGE LIST

No.	Player	Years	3FG-FGA	Pct.
1.	Pooh Richardson	1986-89	52-112	.464
2.	Jason Kapono	2000-03	317-710	.446
3.	<b>David Singleton</b>	<b>2019-23</b>	<b>199-452</b>	<b>.440</b>
4.	Reggie Miller	1984-87	69-157	.439
5.	Darren Collison	2006-09	164-377	.435
6.	Aaron Holiday	2016-18	180-427	.422
7.	Michael Roll	2006-10	209-501	.417
8.	David Wear	2012-14	52-126	.413
9.	Lonzo Ball	2017	80-194	.412
10.	Tracy Murray	1990-92	197-479	.411

### KEY NOTES ON DAVID SINGLETON

- Has averaged 10.0 points and 3.1 rebounds per game this season ... has shot 45.8 percent through 25 games
- Through games played on Sunday, Feb. 12, he ranked No. 2 among all Pac-12 players in 3-point field goal percentage (44.5%, 53-for-119)
- Has played in 152 career games at UCLA ... ranks No. 1 in school history in career games played (Michael Roll ranks No. 2, at 147 games)
- Has scored in double figures in 11 of the Bruins' 25 games this season ... scored a season-best 21 points in UCLA's 74-62 victory at Arizona State (Jan. 19, 2023)
- Currently ranks No. 3 on UCLA's career 3-point percentage list (44.0%) ... ranks No. 6 on the Pac-12's career 3-point field goal percentage list
- Has made at least 34 three-pointers in each of his five seasons at UCLA
- Has taken advantage of the extra year of eligibility, afforded to players who saw the 2020-21 season interrupted by the COVID-19 pandemic (listed as a fifth-year senior)
- Has been perfect from 3-point range (with a minimum of two attempts) seven times in his career, including in UCLA's 70-63 win at Oregon (Feb. 11, 2023)
- Has averaged 5.6 points and 1.8 rebounds in 152 career games (33 starts) ... has scored at least 10 points in 26 career contests (including in 11 games this season)
- Last season, scored a career-high 22 points in a win against Washington (Feb. 19, 2022) ... made a career-high six 3-pointers (on eight attempts)
- Last season, he ranked No. 2 in the Pac-12 in 3-point field goal percentage (45.1%) ... also ranked No. 2 in the Pac-12 in 3-point shooting percentage in 2020-21 (47.6%)
- Through 152 career games, has compiled an assist-turnover ratio of 2.5-to-1 (totaled 144 assists and 59 turnovers)
- As a freshman in 2018-19, led the Bruins in 3-point percentage (46.7%, 35-for-75) and ranked No. 2 in the Pac-12 in that category

### DAVID SINGLETON'S GAME-BY-GAME (2022-23)

DATE	OPP	G-GS	MIN	FG-FGA	PCT	3FG-A	PCT	FT-FTA	PCT	OR	DR	TOT	PF-DQ	A	TO	BS	S	PTS
11-07	Sacramento State	1-0	25:03	5-6	.833	3-3	1.000	0-0	.000	0	2	2	1-0	1	0	0	0	13
11-11	Long Beach State	1-0	33:11	4-9	.444	4-8	.500	2-2	1.000	1	8	9	1-0	3	0	0	2	14
11-14	Norfolk State	1-0	22:10	3-5	.600	2-4	.500	3-3	1.000	0	2	2	2-0	0	0	0	0	11
11-18	vs. Illinois	1-0	32:51	5-10	.500	4-7	.571	1-1	1.000	1	4	5	1-0	1	1	0	0	15
11-20	vs. Baylor	1-0	27:30	3-6	.500	2-5	.400	0-0	.000	0	2	2	3-0	1	0	1	0	8
11-23	Pepperdine	1-0	21:12	4-8	.500	2-5	.400	3-4	.750	0	3	3	1-0	2	1	0	2	13
11-27	Bellarmine	1-1	33:31	2-3	.667	1-1	1.000	0-0	.000	0	4	4	2-0	2	1	0	2	5
12-01	at Stanford	1-0	29:10	4-10	.400	1-6	.167	0-0	.000	0	2	2	0-0	1	0	0	0	9
12-04	Oregon	1-0	25:12	2-6	.333	1-4	.250	0-0	.000	1	1	2	1-0	2	1	0	0	5
12-10	Denver	1-0	20:28	2-7	.286	2-4	.500	0-0	.000	3	1	4	1-0	3	1	0	3	6
12-14	at Maryland	1-0	24:02	7-10	.700	4-5	.800	0-0	.000	0	1	1	1-0	2	0	0	0	18
12-17	vs. Kentucky	1-0	25:03	3-5	.600	2-2	1.000	0-0	.000	1	0	1	0-0	1	0	0	2	8
12-21	UC Davis	1-0	22:04	2-7	.286	2-3	.667	0-0	.000	0	3	3	1-0	0	1	0	2	6
12-30	at Washington State	1-1	31:22	4-7	.571	2-4	.500	4-4	1.000	0	2	2	3-0	0	0	1	1	14
01-01	at Washington	1-1	34:41	4-9	.444	2-7	.286	4-4	1.000	0	3	3	1-0	0	0	0	1	14
01-05	USC	1-1	35:11	3-8	.375	3-7	.429	3-4	.750	1	3	4	1-0	3	2	0	0	12
01-12	Utah	1-1	25:38	3-7	.429	0-3	.000	0-0	.000	0	1	1	3-0	1	1	0	2	6
01-14	Colorado	1-1	35:39	2-9	.222	0-6	.000	3-4	.750	1	3	4	1-0	0	1	1	3	7
01-19	at Arizona State	1-1	37:41	7-10	.700	4-6	.667	3-3	1.000	2	2	4	1-0	1	0	0	1	21
01-21	at Arizona	1-1	35:21	0-5	.000	0-3	.000	0-0	.000	1	1	2	2-0	0	0	0	1	0
01-26	at USC	1-1	33:23	5-14	.357	4-9	.444	0-0	.000	1	4	5	4-0	2	0	1	1	14
02-02	Washington	1-0	33:21	2-8	.250	2-7	.286	3-4	.750	1	4	5	2-0	0	1	0	2	9
02-04	Washington State	1-0	23:10	2-4	.500	2-4	.500	2-2	1.000	0	3	3	1-0	2	0	0	3	8
02-09	at Oregon State	1-0	21:10	2-4	.500	2-4	.500	0-0	.000	0	1	1	1-0	0	0	0	1	6
02-11	at Oregon	1-0	20:07	2-2	1.000	2-2	1.000	3-4	.750	1	2	3	1-0	2	2	0	2	9
<b>TOTALS</b>		<b>25-9</b>	<b>708:11</b>	<b>82-179</b>	<b>.458</b>	<b>53-119</b>	<b>.445</b>	<b>34-39</b>	<b>.872</b>	<b>15</b>	<b>62</b>	<b>77</b>	<b>36-0</b>	<b>30</b>	<b>13</b>	<b>4</b>	<b>31</b>	<b>251</b>

### DAVID SINGLETON'S CAREER STATISTICS

Season	Yr.	G-GS	MIN	MPG	FG-FGA	PCT	3FG-A	PCT	FT-FTA	PCT	OR	DR	TOT	RPG	PF-DQ	A	TO	BS	S	PTS	PPG
2018-19	FR	32-5	559	17.5	53-118	.449	35-75	.467	26-38	.684	3	36	39	1.2	33-1	33	12	5	17	167	5.2
2019-20	SO	30-14	604	20.1	39-113	.345	34-92	.370	12-14	.857	5	50	55	1.8	38-0	31	14	3	20	124	4.1
2020-21	JR	32-1	549	17.2	51-113	.451	40-84	.476	9-13	.692	3	51	54	1.7	29-0	20	11	0	12	151	4.7
2021-22	SR	33-4	555	16.8	56-117	.479	37-82	.451	9-15	.600	9	39	48	1.5	35-0	30	9	5	18	158	4.8
2022-23	5th	25-9	708	28.3	82-179	.458	53-119	.445	34-39	.872	15	62	77	3.1	36-0	30	13	4	31	251	10.0
<b>CAREER</b>		<b>152-33</b>	<b>2974</b>	<b>19.6</b>	<b>281-640</b>	<b>.439</b>	<b>199-452</b>	<b>.440</b>	<b>90-119</b>	<b>.756</b>	<b>35</b>	<b>238</b>	<b>273</b>	<b>1.8</b>	<b>169-1</b>	<b>144</b>	<b>59</b>	<b>17</b>	<b>98</b>	<b>851</b>	<b>5.6</b>

## RUSSELL STONG (43)

5th-YEAR SENIOR – G – 6-3, 200 – Northridge, Calif. (Crespi HS)

### SEASON/CAREER BEST PERFORMANCES

Category	Season High	Career High
Points	2 vs. Norfolk State (Nov. 14, 2022)	3 vs. California (Jan. 27, 2022)
Rebounds	2 vs. Norfolk State (Nov. 14, 2022)	2 vs. Norfolk State (Nov. 14, 2022)
Assists	–	1 (twice), last vs. North Florida (Nov. 17, 2021)
Steals	–	–
Blocks	–	–
Minutes	4 vs. Norfolk State (Nov. 14, 2022)	4 (twice), last vs. Norfolk State (Nov. 14, 2022)
FG Made	–	1 (twice), last vs. California (Jan. 27, 2022)
FG Att.	1 (3 times), last vs. Pepperdine (Nov. 23, 2022)	2 vs. San Jose State (Dec. 1, 2019)
3PPG Made	–	1 vs. California (Jan. 27, 2022)
3PPG Att.	1 vs. Norfolk State (Nov. 14, 2022)	1 (6 times), last vs. Norfolk State (Nov. 14, 2022)
FT Made	2 vs. Norfolk State (Nov. 14, 2022)	2 vs. Norfolk State (Nov. 14, 2022)
FT Att.	2 vs. Norfolk State (Nov. 14, 2022)	2 vs. Norfolk State (Nov. 14, 2022)

### KEY NOTES ON RUSSELL STONG

- Has taken advantage of the extra year of eligibility, afforded to players who saw the 2020-21 season interrupted by the COVID-19 pandemic ... listed as a fifth-year senior
- Has played in 33 career games, now in his fifth season on the team ... has played in seven games this season and saw action in 12 contests last year
- Made his first career 3-pointer in UCLA's 81-57 win over California during the 2021-22 season (Jan. 27, 2022)
- Joined the Bruins' program in November 2018 ... was a three-year varsity basketball and volleyball letterwinner at Crespi High School (Encino, Calif.)
- Has fulfilled his degree requirements towards his major in mechanical engineering and is currently pursuing a second major in business-economics
- Was named to the Athletic Director's Honor Roll all three academic quarters during his freshman, sophomore, junior and senior years
- As a senior at Crespi High School in 2017-18, averaged 7.4 points and 3.3 rebounds per game ... shot 45 percent from the field

### RUSSELL STONG'S GAME-BY-GAME (2022-23)

DATE	OPP	G-GS	MIN	FG-FGA	PCT	3FG-A	PCT	FT-FTA	PCT	OR	DR	TOT	PF-DQ	A	TO	BS	S	PTS
11-07	Sacramento State	1-0	1:22	0-1	.000	0-0	.000	0-0	.000	0	0	0	0-0	0	0	0	0	0
11-11	Long Beach State	1-0	1:29	0-0	.000	0-0	.000	0-0	.000	0	0	0	0-0	0	0	0	0	0
11-14	Norfolk State	1-0	4:23	0-1	.000	0-1	.000	2-2	1.000	0	2	2	0-0	0	0	0	0	2
11-18	vs. Illinois	–	DNP	–	–	–	–	–	–	–	–	–	–	–	–	–	–	–
11-20	vs. Baylor	–	DNP	–	–	–	–	–	–	–	–	–	–	–	–	–	–	–
11-23	Pepperdine	1-0	3:52	0-1	.000	0-0	.000	1-1	1.000	0	1	1	1-0	0	0	0	0	1
11-27	Bellarmine	–	DNP	–	–	–	–	–	–	–	–	–	–	–	–	–	–	–
12-01	at Stanford	–	DNP	–	–	–	–	–	–	–	–	–	–	–	–	–	–	–
12-04	Oregon	–	DNP	–	–	–	–	–	–	–	–	–	–	–	–	–	–	–
12-10	Denver	1-0	1:13	0-1	.000	0-1	.000	0-0	.000	1	0	1	0-0	0	0	0	0	0
12-14	at Maryland	1-0	2:20	0-0	.000	0-0	.000	0-0	.000	0	1	1	0-0	0	0	0	0	0
12-17	vs. Kentucky	–	DNP	–	–	–	–	–	–	–	–	–	–	–	–	–	–	–
12-21	UC Davis	–	DNP	–	–	–	–	–	–	–	–	–	–	–	–	–	–	–
12-30	at Washington State	–	DNP	–	–	–	–	–	–	–	–	–	–	–	–	–	–	–
01-01	at Washington	–	DNP	–	–	–	–	–	–	–	–	–	–	–	–	–	–	–
01-05	USC	–	DNP	–	–	–	–	–	–	–	–	–	–	–	–	–	–	–
01-12	Utah	–	DNP	–	–	–	–	–	–	–	–	–	–	–	–	–	–	–
01-14	Colorado	–	DNP	–	–	–	–	–	–	–	–	–	–	–	–	–	–	–
01-19	at Arizona State	–	DNP	–	–	–	–	–	–	–	–	–	–	–	–	–	–	–
01-21	at Arizona	–	DNP	–	–	–	–	–	–	–	–	–	–	–	–	–	–	–
01-26	at USC	–	DNP	–	–	–	–	–	–	–	–	–	–	–	–	–	–	–
02-02	Washington	–	DNP	–	–	–	–	–	–	–	–	–	–	–	–	–	–	–
02-04	Washington State	1-0	1:11	0-0	.000	0-0	.000	0-0	.000	0	0	0	0-0	0	0	0	0	0
02-09	at Oregon State	–	DNP	–	–	–	–	–	–	–	–	–	–	–	–	–	–	–
02-11	at Oregon	–	DNP	–	–	–	–	–	–	–	–	–	–	–	–	–	–	–
<b>TOTALS</b>		<b>7-0</b>	<b>15:50</b>	<b>0-4</b>	<b>.000</b>	<b>0-2</b>	<b>.000</b>	<b>3-3</b>	<b>1.000</b>	<b>1</b>	<b>4</b>	<b>5</b>	<b>1-0</b>	<b>0</b>	<b>0</b>	<b>0</b>	<b>0</b>	<b>3</b>

### RUSSELL STONG'S CAREER STATISTICS

Season	Yr.	G-GS	MIN	MPG	FG-FGA	PCT	3FG-A	PCT	FT-FTA	PCT	OR	DR	TOT	RPG	PF-DQ	A	TO	BS	S	PTS	PPG
2018-19	FR	4-0	6	1.5	0-2	.000	0-1	.000	0-0	.000	0	0	0	0.0	0-0	0	1	0	0	0	0.0
2019-20	SO	5-0	7	1.4	1-2	.500	0-1	.000	0-0	.000	0	0	0	0.0	1-0	0	0	0	0	2	0.4
2020-21	JR	5-0	6	1.1	0-0	.000	0-0	.000	0-0	.000	0	1	1	0.2	0-0	1	0	0	0	0	0.0
2021-22	SR	12-0	22	1.9	1-3	.333	1-3	.333	0-0	.000	0	4	4	0.3	3-0	1	3	0	0	3	0.3
2022-23	5th	7-0	16	2.3	0-4	.000	0-2	.000	3-3	1.000	1	4	5	0.7	1-0	0	0	0	0	3	0.4
<b>CAREER</b>		<b>33-0</b>	<b>57</b>	<b>1.7</b>	<b>2-11</b>	<b>.182</b>	<b>1-7</b>	<b>.143</b>	<b>3-3</b>	<b>1.000</b>	<b>1</b>	<b>9</b>	<b>10</b>	<b>0.3</b>	<b>5-0</b>	<b>2</b>	<b>4</b>	<b>0</b>	<b>0</b>	<b>8</b>	<b>0.2</b>

**TEAM SUPERLATIVES (2016-17 THROUGH 2022-23)**

**Single-Game Bests (UCLA)**

**POINTS**

Player	PTS	Opponent	Site	Date
Bryce Alford	37	Colorado	Boulder, Colo.	01/12/17
Kris Wilkes	34	Arizona	Pauley Pavilion	01/26/19
Aaron Holiday	34	Stanford	Las Vegas, Nev.	03/08/18
Aaron Holiday	34	USC	Galen Center	03/03/18
Aaron Holiday	33	Washington State	Pauley Pavilion	12/31/17
Isaac Hamilton	33	Arizona State	Pauley Pavilion	01/19/17

**MOST POINTS IN ONE HALF**

Player	PTS	Opponent	Site	Date
Jaylen Hands	27	Oregon (2nd half)	Pauley Pavilion	02/23/19
Kris Wilkes	26	Arizona (2nd half)	Pauley Pavilion	01/26/19
Isaac Hamilton	25	Arizona State (1st half)	Pauley Pavilion	01/19/17
Bryce Alford	25	Colorado (2nd half)	Boulder, Colo.	01/12/17
Aaron Holiday	23	Washington State (2nd half)	Pauley Pavilion	12/29/17

**REBOUNDS**

Player	REBS	Opponent	Site	Date
Jalen Hill	20	Presbyterian	Pauley Pavilion	11/19/18
Moses Brown	17	Purdue Fort Wayne	Pauley Pavilion	11/06/18
Thomas Welsh	17	Arizona	Las Vegas, Nev.	03/09/18
Thomas Welsh	17	Oregon State	Pauley Pavilion	02/15/18

**ASSISTS**

Player	AST	Opponent	Site	Date
Tyger Campbell	14	Arizona State	Pauley Pavilion	02/27/20
Lonzo Ball	14	Washington State	Pauley Pavilion	03/04/17
Lonzo Ball	13	UC Riverside	Pauley Pavilion	11/30/16

**BLOCKS**

Player	BLK	Opponent	Site	Date
Moses Brown	8	Saint Francis (Pa.)	Pauley Pavilion	11/16/18
Jaime Jaquez Jr.	5	Colorado	Pauley Pavilion	01/14/23
multiple players	4	-	-	-

**NOTE:** last player with four blocks in a game, **Kenneth Nwuba**, against UC Davis in the Bruins' 81-54 win in Pauley Pavilion on Dec. 21, 2022.

**STEALS**

Player	STL	Opponent	Site	Date
Jaylen Clark	7	Sacramento State	Pauley Pavilion	11/07/22
Jaylen Hands	5	Ohio State	Chicago, Ill.	12/22/18
Aaron Holiday	5	Central Arkansas	Pauley Pavilion	11/15/17
Lonzo Ball	5	Washington State	Pullman, Wash.	02/01/17
Lonzo Ball	5	Utah	Salt Lake City, Utah	01/14/17
Aaron Holiday	5	Ohio State	Las Vegas, Nev.	12/17/16

**FIELD GOALS MADE**

Player	FG/ATT	Opponent	Site	Date
TJ Leaf	14/18	Washington State	Pullman, Wash.	02/01/17
Jaime Jaquez Jr.	13/17	Bellarmine	Pauley Pavilion	11/27/22

**FIELD GOALS ATTEMPTED**

Player	FG/ATT	Opponent	Site	Date
Aaron Holiday	12/25	Stanford	Las Vegas, Nev.	03/08/18
Johnny Juzang	9/24	Villanova	Pauley Pavilion	11/12/21
Jaime Jaquez Jr.	11/23	Colorado	Pauley Pavilion	01/14/23
Tyger Campbell	9/23	Illinois	Las Vegas, Nev.	11/18/22
Johnny Juzang	12/23	Washington	Seattle, Wash.	02/13/21

**3-POINTERS MADE**

Player	FG/ATT	Opponent	Site	Date
Isaac Hamilton	9/14	Arizona State	Pauley Pavilion	01/19/17
Bryce Alford	9/14	Colorado	Boulder, Colo.	01/12/17

**3-POINTERS ATTEMPTED**

Player	FG/ATT	Opponent	Site	Date
Bryce Alford	8/14	Washington	Pauley Pavilion	03/01/17
Isaac Hamilton	9/14	Arizona State	Pauley Pavilion	01/19/17
Bryce Alford	9/14	Colorado	Boulder, Colo.	01/12/17

**MINUTES PLAYED**

Player	MIN	Opponent	Site	Date
Jaime Jaquez Jr.	55	Pepperdine (3-OT)	San Diego, Calif.	11/27/20
Tyger Campbell	52	Pepperdine (3-OT)	San Diego, Calif.	11/27/20
Johnny Juzang	51	Arizona State (3-OT)	Tempe, Ariz.	02/05/22

**Single-Game Bests (Opponents)**

**POINTS**

Player	PTS	Opponent	Site	Date
De'Aaron Fox	39	Kentucky	Memphis, Tenn.	03/24/17
Jordan Howard	35	Central Arkansas	Pauley Pavilion	11/15/17
Colbey Ross	33	Pepperdine	San Diego, Calif.	11/27/20

**MOST POINTS IN ONE HALF**

Player	PTS	Opponent	Site	Date
Boogie Ellis	27	USC (2nd half)	Galen Center (L.A.)	01/26/23
Caleb Love	27	North Carolina (2nd half)	Philadelphia, Pa.	03/25/22
Alonzo Verge Jr.	24	Arizona State (2nd half)	Tempe, Ariz.	02/06/20
Adam Flagler	24	Presbyterian (2nd half)	Pauley Pavilion	11/19/18
De'Aaron Fox	24	Kentucky (2nd half)	Memphis, Tenn.	03/24/17

**REBOUNDS**

Player	REBS	Opponent	Site	Date
Zylan Cheatham	20	Arizona State	Pauley Pavilion	01/24/19
Ivan Rabb	20	California	Pauley Pavilion	01/05/17
Mouhamed Gueye	18	Washington State	Pullman, Wash.	12/30/22

**ASSISTS**

Player	AST	Opponent	Site	Date
Daejon Davis	11	Stanford	Stanford, Calif.	02/16/19
Remy Martin	11	Arizona State	Pauley Pavilion	01/24/19

**BLOCKS**

Player	BLK	Opponent	Site	Date
Oumar Ballo	6	Arizona	Las Vegas, Nev.	03/12/22
Drew Peterson	5	USC	Los Angeles, Calif.	02/12/22
Kur Kuath	5	Marquette	Milwaukee, Wis.	12/11/21
Isaiah Stewart	5	Washington	Seattle, Wash.	01/02/20
Kylor Kelley	5	Oregon State	Corvallis, Ore.	01/13/19
Andre Wesson	5	Ohio State	Chicago, Ill.	12/22/18

**STEALS**

Player	STL	Opponent	Site	Date
Matisse Thybulle	7	Washington	Seattle, Wash.	02/02/19
Darius McNeill	7	California	Pauley Pavilion	01/05/19
Chris Duarte	6	Oregon	Eugene, Ore.	01/26/20
Matisse Thybulle	6	Washington	Seattle, Wash.	02/04/17

**FIELD GOALS MADE**

Player	FG/ATT	Opponent	Site	Date
Joel Murray	13/17	Long Beach State	Pauley Pavilion	11/15/21
Tyler Bey	13/20	Colorado	Boulder, Colo.	03/07/19
Deandre Ayton	13/16	Arizona	Las Vegas, Nev.	03/09/18
Jordan Howard	13/25	Central Arkansas	Pauley Pavilion	11/15/17
De'Aaron Fox	13/20	Kentucky	Sacramento, Calif.	03/24/17

**FIELD GOALS ATTEMPTED**

Player	FG/ATT	Opponent	Site	Date
Colbey Ross	10/25	Pepperdine	San Diego, Calif.	11/27/20
Jordan Howard	13/25	Central Arkansas	Pauley Pavilion	11/15/17
Caleb Love	11/24	North Carolina	Philadelphia, Pa.	03/25/22
Remy Martin	11/24	Arizona State	Pauley Pavilion	02/27/20

**3-POINTERS MADE**

Player	FG/ATT	Opponent	Site	Date
Jordan Howard	8/15	Central Arkansas	Pauley Pavilion	11/15/17
Terrence Shannon Jr.	8/9	Illinois	Las Vegas, Nev.	11/18/22
four players	7 made 3-PT	-	-	-

**NOTE:** last opposing player to have made seven 3-pointers in a game was **Rob Edwards** of Arizona State (7-for-9) ... game was played in Pauley Pavilion on Feb. 27, 2020.

**3-POINTERS ATTEMPTED**

Player	FG/ATT	Opponent	Site	Date
Bennie Boatwright	7/17	USC	Pauley Pavilion	02/28/19
Jordan Howard	8/15	Central Arkansas	Pauley Pavilion	11/15/17
Torian Graham	7/14	Arizona State	Tempe, Ariz.	02/23/17
Jonah Mathews	5/14	USC	Pauley Pavilion	02/28/19
Adam Flagler	7/14	Presbyterian	Pauley Pavilion	11/19/18

**MINUTES PLAYED**

Player	MIN	Opponent	Site	Date
Colbey Ross	55	Pepperdine (3-OT)	San Diego, Calif.	11/27/20
Jay Heath	48	Arizona State (3-OT)	Tempe, Ariz.	02/05/22
Kimani Lawrence	47	Arizona State (3-OT)	Tempe, Ariz.	02/05/22

**2022-23 STATS AND SUPERLATIVES**

**Single-Game Bests (UCLA)**

**POINTS**

Player	PTS	Opponent	Site	Date
Jaime Jaquez Jr.	27	Stanford	Stanford, Calif.	12/01/22
Jaime Jaquez Jr.	27	Bellarmino	Pauley Pavilion	11/27/22
Jaime Jaquez Jr.	25	Oregon	Eugene, Ore.	02/11/23

**MOST POINTS IN ONE HALF**

Player	PTS	Opponent	Site	Date
Jaime Jaquez Jr.	18	Oregon (2nd half)	Eugene, Ore.	02/11/23
Amari Bailey	18	Oregon State (2nd half)	Corvallis, Ore.	02/09/23
Jaylen Clark	17	Baylor (1st half)	Las Vegas, Nev.	11/20/22

**REBOUNDS**

Player	REBS	Opponent	Site	Date
Jaime Jaquez Jr.	15	Washington State	Pauley Pavilion	02/04/23
Jaime Jaquez Jr.	13	Colorado	Pauley Pavilion	01/14/23

**ASSISTS**

Player	AST	Opponent	Site	Date
Tyger Campbell	11	Washington	Seattle, Wash.	01/01/23
Tyger Campbell	10	Bellarmino	Pauley Pavilion	11/27/22

**BLOCKS**

Player	BLK	Opponent	Site	Date
Jaime Jaquez Jr.	5	Colorado	Pauley Pavilion	01/14/23
Kenneth Nwuba	5	Utah	Pauley Pavilion	01/12/23

**STEALS**

Player	STL	Opponent	Site	Date
Jaylen Clark	7	Sacramento State	Pauley Pavilion	11/07/22
<i>10 times</i>	4	–	–	–

**FIELD GOALS MADE**

Player	FG/ATT	Opponent	Site	Date
Jaime Jaquez Jr.	13/17	Bellarmino	Pauley Pavilion	11/27/22
Jaime Jaquez Jr.	12/17	Stanford	Stanford, Calif.	12/01/22

**FIELD GOALS ATTEMPTED**

Player	FG/ATT	Opponent	Site	Date
Jaime Jaquez Jr.	11/23	Colorado	Pauley Pavilion	01/14/23
Tyger Campbell	9/23	Illinois	Las Vegas, Nev.	11/18/22
Jaime Jaquez Jr.	8/22	Illinois	Las Vegas, Nev.	11/18/22

**3-POINTERS MADE**

Player	FG/ATT	Opponent	Site	Date
Jaylen Clark	5/8	Norfolk State	Pauley Pavilion	11/14/22

**3-POINTERS ATTEMPTED**

Player	FG/ATT	Opponent	Site	Date
David Singleton	4/9	USC	Galen Center (L.A.)	01/26/23
Tyger Campbell	4/9	Illinois	Las Vegas, Nev.	11/18/22
Jaylen Clark	5/8	Norfolk State	Pauley Pavilion	11/14/22
David Singleton	4/8	Long Beach State	Pauley Pavilion	11/11/22

**MINUTES PLAYED**

Player	MIN	Opponent	Site	Date
Jaylen Clark	39:26	Arizona State	Tempe, Ariz.	01/19/23
Jaime Jaquez Jr.	38:49	Illinois	Las Vegas, Nev.	11/18/22
Jaime Jaquez Jr.	38:41	Oregon	Eugene, Ore.	02/11/23
Tyger Campbell	38:31	Oregon	Eugene, Ore.	02/11/23
Jaime Jaquez Jr.	38:25	Colorado	Pauley Pavilion	01/14/23

**Single-Game Bests (Opponents)**

**POINTS**

Player	PTS	Opponent	Site	Date
Boogie Ellis	31	USC	Galen Center (L.A.)	01/26/23
Terrence Shannon Jr.	29	Illinois	Las Vegas, Nev.	11/18/22
LJ Cryer	28	Baylor	Las Vegas, Nev.	11/20/22

**MOST POINTS IN ONE HALF**

Player	PTS	Opponent	Site	Date
Boogie Ellis	27	USC (2nd half)	Galen Center (L.A.)	01/26/23
Terrence Shannon Jr.	19	Illinois (2nd half)	Las Vegas, Nev.	11/18/22
Jermaine Cousinard	18	Oregon (2nd half)	Eugene, Ore.	02/11/23
LJ Cryer	18	Baylor (2nd half)	Las Vegas, Nev.	11/20/22

**REBOUNDS**

Player	REBS	Opponent	Site	Date
Mouhamed Gueye	18	Washington State	Pullman, Wash.	12/30/22
Oscar Tshiebwe	16	Kentucky	New York, N.Y.	12/17/22

**ASSISTS**

Player	AST	Opponent	Site	Date
Tommy Bruner	7	Denver	Pauley Pavilion	12/10/22
Coleman Hawkins	7	Illinois	Las Vegas, Nev.	11/18/22
Joel Murray	7	Long Beach State	Pauley Pavilion	11/11/22

**BLOCKS**

Player	BLK	Opponent	Site	Date
Warren Washington	3	Arizona State	Tempe, Ariz.	01/19/23
Braxton Meah	3	Washington	Seattle, Wash.	01/01/23
Oscar Tshiebwe	3	Kentucky	New York, N.Y.	12/17/22
Adrame Diongue	3	Washington State	Pullman, Wash.	12/30/22

**STEALS**

Player	STL	Opponent	Site	Date
Keion Brooks Jr.	3	Washington	Pauley Pavilion	02/02/23
Kobe Johnson	3	USC	Galen Center (L.A.)	01/26/23
Cole Bajema	3	Washington	Seattle, Wash.	01/01/23
Brandon Angel	3	Stanford	Stanford, Calif.	12/01/22
Alec Pfriem	3	Bellarmino	Pauley Pavilion	11/27/22
Jadon Jones	3	Long Beach State	Pauley Pavilion	11/11/22

**FIELD GOALS MADE**

Player	FG/ATT	Opponent	Site	Date
LJ Cryer	10/18	Baylor	Las Vegas, Nev.	11/20/22
<i>four players</i>	<i>9 made FG</i>	–	–	–

**FIELD GOALS ATTEMPTED**

Player	FG/ATT	Opponent	Site	Date
LJ Cryer	10/18	Baylor	Las Vegas, Nev.	11/20/22
Keion Brooks Jr.	9/17	Washington	Pauley Pavilion	02/02/23
Boogie Ellis	9/17	USC	Galen Center (L.A.)	01/26/23

**3-POINTERS MADE**

Player	FG/ATT	Opponent	Site	Date
Terrence Shannon Jr.	8/9	Illinois	Las Vegas, Nev.	11/18/22
Justin Powell	5/10	Washington State	Pauley Pavilion	02/04/23

**3-POINTERS ATTEMPTED**

Player	FG/ATT	Opponent	Site	Date
Justin Powell	5/10	Washington State	Pauley Pavilion	02/04/23
Boogie Ellis	3/9	USC	Galen Center (L.A.)	01/26/23
Terrence Shannon	8/9	Illinois	Las Vegas, Nev.	11/18/22

**MINUTES PLAYED**

Player	MIN	Opponent	Site	Date
Will Richardson	40:00	Oregon	Pauley Pavilion	12/04/22
Oscar Tshiebwe	39:27	Kentucky	New York, N.Y.	12/17/22
Drew Peterson	38:46	USC	Galen Center (L.A.)	01/26/23
Keion Brooks Jr.	38:39	Washington	Pauley Pavilion	02/02/23
Will Richardson	38:25	Oregon	Eugene, Ore.	02/11/23

**2022-23 POINTS-REBOUNDS-ASSISTS**

	0	1	2	3	4	5	10	12
OPPONENT	J. CLARK	A. CANKA	D. ANDREWS	A. BONA	W. MCCLENDON	A. BAILEY	T. CAMPBELL	M. ETIENNE
Sacramento State (Nov. 7)	17-8-4	0-1-0	2-1-1	DNP	DNP	10-1-0	14-1-4	2-7-0
Long Beach State (Nov. 11)	16-7-5	2-0-0	2-1-1	8-8-1	DNP	14-5-1	18-1-2	2-1-1
Norfolk State (Nov. 14)	19-9-0	5-1-0	3-2-0	10-5-1	DNP	11-2-5	11-1-7	0-1-0
vs. Illinois (Nov. 18)	7-6-2	DNP	0-0-0	5-2-2	DNP	1-6-3	22-2-4	DNP
vs. Baylor (Nov. 20)	23-10-2	0-0-0	7-1-2	2-3-1	DNP	5-2-0	12-4-6	1-1-0
Pepperdine (Nov. 23)	12-6-2	6-1-1	3-5-2	11-7-1	DNP	19-3-4	11-2-1	4-3-0
Bellarmine (Nov. 27)	DNP	3-1-0	4-2-3	16-5-3	DNP	12-4-8	10-2-10	DNP
at Stanford (Dec. 1)	4-1-0	0-1-0	0-0-0	4-0-0	DNP	19-6-3	17-2-8	0-3-0
Oregon (Dec. 4)	14-4-1	0-1-0	6-0-0	0-4-0	0-0-0	14-5-1	10-5-2	0-2-0
Denver (Dec. 10)	24-4-0	4-1-1	11-4-6	8-3-1	3-2-2	4-4-2	7-4-4	0-0-1
at Maryland (Dec. 14)	19-6-3	0-0-0	4-0-2	14-7-0	3-0-1	4-2-3	9-1-1	2-0-0
vs. Kentucky (Dec. 17)	15-8-2	DNP	0-0-0	0-4-1	0-0-0	3-2-0	15-3-2	1-5-1
UC Davis (Dec. 21)	18-11-3	2-1-0	4-1-0	9-6-1	0-0-3	7-1-0	17-2-5	DNP
at Washington State (Dec. 30)	8-6-2	DNP	0-1-0	7-7-0	2-1-1	DNP	16-2-2	0-0-0
at Washington (Jan. 1)	2-11-1	4-4-1	0-0-1	18-2-0	0-0-1	DNP	15-3-11	4-2-0
USC (Jan. 5)	15-5-1	DNP	3-0-0	8-10-1	2-1-0	DNP	8-4-5	DNP
Utah (Jan. 12)	11-5-1	2-0-1	8-4-0	15-8-2	1-2-2	DNP	17-2-7	0-0-0
Colorado (Jan. 14)	18-8-4	0-0-0	0-2-0	9-5-2	0-0-0	DNP	11-5-3	0-0-0
at Arizona State (Jan. 19)	10-8-1	0-0-0	7-2-1	5-3-0	0-0-0	DNP	22-3-1	0-0-0
at Arizona (Jan. 21)	12-10-1	DNP	0-0-0	11-6-1	4-1-0	DNP	13-2-7	0-2-0
at USC (Jan. 26)	3-5-0	DNP	DNP	7-7-0	0-1-0	11-3-2	14-1-7	0-0-0
Washington (Feb. 2)	9-7-3	0-0-0	3-1-3	10-8-0	DNP	13-1-3	11-1-5	DNP
Washington State (Feb. 4)	12-4-1	0-1-0	4-3-3	9-3-0	DNP	10-4-1	4-3-9	3-2-0
at Oregon State (Feb. 9)	16-3-3	0-0-0	3-1-1	3-5-0	0-1-1	24-2-1	3-2-5	0-0-1
at Oregon (Feb. 11)	13-3-3	DNP	0-0-0	6-4-0	0-1-0	8-2-0	9-1-4	0-4-0
Stanford (Feb. 16)								
California (Feb. 18)								
at Utah (Feb. 23)								
at Colorado (Feb. 26)								
Arizona State (March 2)								
Arizona (March 4)								

**2022-23 POINTS-REBOUNDS-ASSISTS**

	14	20	21	22	24	34	43
OPPONENT	K. NWUBA	L. CREMONESI	E. MANJIKIAN	J. SEIDLER	J. JAQUEZ JR.	D. SINGLETON	R. STONG
Sacramento State (Nov. 7)	4-3-0	0-0-0	DNP	DNP	14-7-2	13-2-1	0-0-0
Long Beach State (Nov. 11)	4-2-1	1-0-0	DNP	DNP	12-8-2	14-9-3	0-0-0
Norfolk State (Nov. 14)	2-3-3	0-0-0	DNP	DNP	12-2-4	11-2-0	2-2-0
vs. Illinois (Nov. 18)	0-1-0	DNP	DNP	DNP	20-8-5	15-5-1	DNP
vs. Baylor (Nov. 20)	2-3-0	DNP	DNP	DNP	15-2-3	8-2-1	DNP
Pepperdine (Nov. 23)	0-1-1	0-0-1	3-1-0	DNP	17-8-2	13-3-2	1-1-0
Bellarmine (Nov. 27)	4-0-0	DNP	DNP	DNP	27-7-0	5-4-2	DNP
at Stanford (Dec. 1)	0-4-0	DNP	DNP	DNP	27-4-1	9-2-1	DNP
Oregon (Dec. 4)	4-5-0	DNP	DNP	DNP	12-5-3	5-2-2	DNP
Denver (Dec. 10)	2-1-1	DNP	0-0-0	DNP	18-2-1	6-4-3	0-1-0
at Maryland (Dec. 14)	0-3-1	DNP	DNP	DNP	14-7-0	18-1-2	0-1-0
vs. Kentucky (Dec. 17)	2-3-0	DNP	DNP	DNP	19-12-4	8-1-1	DNP
UC Davis (Dec. 21)	4-3-0	DNP	DNP	DNP	14-8-3	6-3-0	DNP
at Washington State (Dec. 30)	0-0-0	DNP	DNP	DNP	20-8-0	14-2-0	DNP
at Washington (Jan. 1)	0-0-0	0-0-0	DNP	DNP	17-7-5	14-3-0	DNP
USC (Jan. 5)	0-2-0	DNP	DNP	DNP	12-7-2	12-4-3	DNP
Utah (Jan. 12)	0-3-1	DNP	DNP	DNP	8-12-6	6-1-1	DNP
Colorado (Jan. 14)	0-0-0	DNP	DNP	DNP	23-13-2	7-4-0	DNP
at Arizona State (Jan. 19)	0-1-0	DNP	DNP	DNP	9-6-5	21-4-1	DNP
at Arizona (Jan. 21)	0-2-2	DNP	DNP	DNP	12-11-2	0-2-0	DNP
at USC (Jan. 26)	0-1-0	DNP	DNP	DNP	15-8-2	14-5-2	DNP
Washington (Feb. 2)	0-0-0	DNP	DNP	DNP	15-10-1	9-5-0	DNP
Washington State (Feb. 4)	2-1-0	0-0-0	DNP	DNP	24-15-2	8-3-2	0-0-0
at Oregon State (Feb. 9)	0-2-0	DNP	DNP	DNP	7-12-2	6-1-0	DNP
at Oregon (Feb. 11)	0-1-0	DNP	DNP	DNP	25-12-3	9-3-2	DNP
Stanford (Feb. 16)							
California (Feb. 18)							
at Utah (Feb. 23)							
at Colorado (Feb. 26)							
Arizona State (March 2)							
Arizona (March 4)							

## 2022-23 STARTING LINEUPS & STAT LEADERS

### STARTING LINEUPS

DATE	OPPONENT	W/L	SCORE					
11/07/22	Sacramento State	W	76-50	Tyger Campbell	Amari Bailey	Jaylen Clark	Jaime Jaquez Jr.	Kenneth Nwuba
11/11/22	Long Beach State	W	93-69	Tyger Campbell	Amari Bailey	Jaylen Clark	Jaime Jaquez Jr.	Adem Bona
11/14/22	Norfolk State	W	86-56	Tyger Campbell	Amari Bailey	Jaylen Clark	Jaime Jaquez Jr.	Adem Bona
11/18/22	vs. (19) Illinois <sup>1</sup>	L	70-79	Tyger Campbell	Amari Bailey	Jaylen Clark	Jaime Jaquez Jr.	Adem Bona
11/20/22	vs. (5) Baylor <sup>1</sup>	L	75-80	Tyger Campbell	Amari Bailey	Jaylen Clark	Jaime Jaquez Jr.	Adem Bona
11/23/22	Pepperdine	W	100-53	Tyger Campbell	Amari Bailey	Jaylen Clark	Jaime Jaquez Jr.	Adem Bona
11/27/22	Bellarmine	W	81-60	Tyger Campbell	Amari Bailey	David Singleton	Jaime Jaquez Jr.	Adem Bona
12/01/22	at Stanford*	W	80-66	Tyger Campbell	Amari Bailey	Jaylen Clark	Jaime Jaquez Jr.	Adem Bona
12/04/22	Oregon*	W	65-56	Tyger Campbell	Amari Bailey	Jaylen Clark	Jaime Jaquez Jr.	Adem Bona
12/10/22	Denver	W	87-64	Tyger Campbell	Amari Bailey	Jaylen Clark	Jaime Jaquez Jr.	Adem Bona
12/14/22	at (20) Maryland	W	87-60	Tyger Campbell	Amari Bailey	Jaylen Clark	Jaime Jaquez Jr.	Adem Bona
12/17/22	vs. (13) Kentucky <sup>2</sup>	W	63-53	Tyger Campbell	Amari Bailey	Jaylen Clark	Jaime Jaquez Jr.	Adem Bona
12/21/22	UC Davis	W	81-54	Tyger Campbell	Amari Bailey	Jaylen Clark	Jaime Jaquez Jr.	Adem Bona
12/30/22	at Washington State*	W	67-66	Tyger Campbell	David Singleton	Jaylen Clark	Jaime Jaquez Jr.	Adem Bona
01/01/23	at Washington*	W	74-49	Tyger Campbell	David Singleton	Jaylen Clark	Jaime Jaquez Jr.	Adem Bona
01/05/23	USC*	W	60-58	Tyger Campbell	David Singleton	Jaylen Clark	Jaime Jaquez Jr.	Adem Bona
01/12/23	Utah*	W	68-49	Tyger Campbell	David Singleton	Jaylen Clark	Jaime Jaquez Jr.	Adem Bona
01/14/23	Colorado*	W	68-54	Tyger Campbell	David Singleton	Jaylen Clark	Jaime Jaquez Jr.	Adem Bona
01/19/23	at Arizona State*	W	74-62	Tyger Campbell	David Singleton	Jaylen Clark	Jaime Jaquez Jr.	Adem Bona
01/21/23	at Arizona*	L	52-58	Tyger Campbell	David Singleton	Jaylen Clark	Jaime Jaquez Jr.	Adem Bona
01/26/23	at USC*	L	64-77	Tyger Campbell	David Singleton	Jaylen Clark	Jaime Jaquez Jr.	Adem Bona
02/02/23	Washington*	W	70-61	Tyger Campbell	Amari Bailey	Jaylen Clark	Jaime Jaquez Jr.	Adem Bona
02/04/23	Washington State*	W	76-52	Tyger Campbell	Amari Bailey	Jaylen Clark	Jaime Jaquez Jr.	Adem Bona
02/09/23	at Oregon State*	W	62-47	Tyger Campbell	Amari Bailey	Jaylen Clark	Jaime Jaquez Jr.	Adem Bona
02/11/23	at Oregon*	W	70-63	Tyger Campbell	Amari Bailey	Jaylen Clark	Jaime Jaquez Jr.	Adem Bona
02/16/23	Stanford*							
02/18/23	California*							
02/23/23	at Utah*							
02/26/23	at Colorado*							
03/02/23	Arizona State*							
03/04/23	Arizona*							

<sup>1</sup> Continental Tire Main Event (Las Vegas, Nev.)

<sup>2</sup> CBS Sports Classic (New York, N.Y.)

\* Pac-12 Conference game

### STATISTICAL LEADERS

DATE	OPPONENT	W/L	SCORE	POINTS	REBOUNDS	ASSISTS	STEALS	BLOCKS
11/07/22	Sacramento State	W	76-50	J. Clark 17	J. Clark 8	T. Campbell, J. Clark 4	J. Clark 7	M. Etienne 4
11/11/22	Long Beach State	W	93-69	T. Campbell 18	D. Singleton 9	J. Clark 5	J. Clark 4	J. Jaquez Jr. 2
11/14/22	Norfolk State	W	86-56	J. Clark 19	J. Clark 9	T. Campbell 7	T. Campbell 3	A. Bona 2
11/18/22	vs. (19) Illinois <sup>1</sup>	L	70-79	T. Campbell 22	J. Jaquez Jr. 9	Jaquez Jr. 5	Campbell, Jaquez Jr. 3	A. Bona 2
11/20/22	vs. (5) Baylor <sup>1</sup>	L	75-80	J. Clark 23	J. Clark 10	T. Campbell 6	three players 1	four players 1
11/23/22	Pepperdine	W	100-53	A. Bailey 19	J. Jaquez Jr. 8	A. Bailey 4	three players 2	none -
11/27/22	Bellarmine	W	81-60	J. Jaquez Jr. 27	J. Jaquez Jr. 7	T. Campbell 10	Bailey, Jaquez Jr. 4	A. Bona 2
12/01/22	at Stanford*	W	80-66	J. Jaquez Jr. 27	Bailey 6	T. Campbell 8	J. Jaquez Jr. 3	A. Bona, J. Jaquez Jr. 1
12/04/22	Oregon*	W	65-56	A. Bailey, J. Clark 14	four players 5	J. Jaquez Jr. 3	J. Jaquez Jr. 2	J. Jaquez Jr. 2
12/10/22	Denver	W	87-64	J. Clark 24	five players 4	D. Andrews 6	J. Clark 4	J. Jaquez Jr. 2
12/14/22	at (20) Maryland	W	87-60	J. Clark 19	A. Bona, J. Jaquez Jr. 7	A. Bailey, J. Clark 3	J. Clark, J. Jaquez Jr. 4	A. Bailey, A. Bona 1
12/17/22	vs. (13) Kentucky <sup>2</sup>	W	63-53	J. Jaquez Jr. 19	J. Jaquez Jr. 12	J. Jaquez Jr. 4	J. Clark, J. Jaquez Jr. 4	A. Bona 2
12/21/22	UC Davis	W	81-54	J. Clark 18	J. Clark 11	T. Campbell 5	J. Clark 3	K. Nwuba 4
12/30/22	at Washington State*	W	67-66	J. Jaquez Jr. 20	J. Jaquez Jr. 8	T. Campbell, J. Clark 2	A. Bona, J. Clark 3	A. Bona 2
01/01/23	at Washington*	W	74-49	A. Bona 18	J. Clark 11	T. Campbell 11	J. Clark 3	A. Bona 3
01/05/23	USC*	W	60-58	J. Clark 15	A. Bona 10	T. Campbell 5	five players 1	A. Bona 2
01/12/23	Utah*	W	68-49	T. Campbell 17	J. Jaquez Jr. 12	T. Campbell 7	J. Clark 3	K. Nwuba 5
01/14/23	Colorado*	W	68-54	J. Jaquez Jr. 23	J. Jaquez Jr. 13	J. Clark 4	J. Jaquez Jr. 4	J. Jaquez Jr. 5
01/19/23	at Arizona State*	W	74-62	T. Campbell 22	J. Clark 8	J. Jaquez Jr. 5	J. Clark 3	A. Bona, J. Clark 2
01/21/23	at Arizona*	L	52-58	T. Campbell 13	J. Jaquez Jr. 11	T. Campbell 7	J. Clark, J. Jaquez Jr. 3	A. Bona, J. Jaquez Jr. 1
01/26/23	at USC*	L	64-77	J. Jaquez Jr. 15	J. Jaquez Jr. 8	T. Campbell 7	J. Clark 3	three players 1
02/02/23	Washington*	W	70-61	J. Jaquez Jr. 15	J. Jaquez Jr. 10	T. Campbell 5	five players 2	A. Bailey, A. Bona 2
02/04/23	Washington State*	W	76-52	J. Jaquez Jr. 24	J. Jaquez Jr. 15	T. Campbell 9	D. Singleton 3	A. Bona 3
02/09/23	at Oregon State*	W	62-47	A. Bailey 24	J. Jaquez Jr. 12	T. Campbell 5	J. Clark 3	A. Bailey, A. Bona 1
02/11/23	at Oregon*	W	70-63	J. Jaquez Jr. 25	J. Jaquez Jr. 12	T. Campbell 4	J. Clark 4	A. Bona, J. Jaquez Jr. 1
02/16/23	Stanford*							
02/18/23	California*							
02/23/23	at Utah*							
02/26/23	at Colorado*							
03/02/23	Arizona State*							
03/04/23	Arizona*							

<sup>1</sup> Continental Tire Main Event (Las Vegas, Nev.)

<sup>2</sup> CBS Sports Classic (New York, N.Y.)

\* Pac-12 Conference game



**UCLA'S GAME-BY-GAME TOTALS (2022-23)**

Opponent	Date	Score	W/L	FG-FGA	PCT	3FG-FGA	PCT	FT-FTA	PCT	OR	DR	REB	PF	AST	TO	BLK	STL
Sacramento State	11/07/22	76-50	W	34-64	.563	6-10	.600	2-5	.400	9	24	33	14	12	9	6	12
Long Beach State	11/11/22	93-69	W	35-75	.467	9-25	.360	14-17	.824	16	31	47	20	17	15	4	10
Norfolk State	11/14/22	86-56	W	32-56	.571	11-25	.440	11-18	.611	9	23	32	13	20	7	5	8
vs. (19) Illinois <sup>1</sup>	11/18/22	70-79	L	27-72	.375	9-22	.409	7-14	.500	16	23	39	15	17	15	3	10
vs. (5) Baylor <sup>1</sup>	11/20/22	75-80	L	29-61	.475	4-15	.267	13-16	.813	8	24	32	17	15	8	4	3
Pepperdine	11/23/22	100-53	W	37-67	.552	10-20	.500	16-20	.800	13	31	44	15	17	9	0	8
Bellarmine	11/27/22	81-60	W	31-51	.608	3-16	.188	16-22	.727	4	22	26	12	26	8	4	15
at Stanford*	12/01/22	80-66	W	32-54	.593	6-14	.429	10-11	.909	7	21	28	17	13	16	2	4
Oregon*	12/04/22	65-56	W	26-64	.406	4-14	.286	9-11	.818	16	20	36	13	9	9	2	3
Denver	12/10/22	87-64	W	38-79	.481	6-25	.240	5-8	.625	13	18	31	19	22	6	3	11
at (20) Maryland	12/14/22	87-60	W	35-63	.556	5-12	.417	12-14	.857	4	26	30	17	13	4	2	13
vs. (13) Kentucky <sup>2</sup>	12/17/22	63-53	W	27-59	.458	2-8	.250	7-15	.467	13	30	43	17	11	13	4	11
UC Davis	12/21/22	81-54	W	33-67	.493	5-10	.500	10-14	.714	14	25	39	11	15	12	7	9
at Washington State*	12/30/22	67-66	W	21-58	.362	4-11	.364	21-22	.955	10	21	31	16	5	6	4	10
at Washington*	01/01/23	74-49	W	29-64	.453	9-23	.391	7-8	.875	9	27	36	15	20	8	5	5
USC*	01/05/23	60-58	W	20-58	.345	9-26	.346	11-17	.647	16	20	36	11	12	8	2	5
Utah*	01/12/23	68-49	W	29-60	.483	7-18	.389	3-8	.375	14	26	40	14	21	12	8	8
Colorado*	01/14/23	68-54	W	24-63	.381	4-19	.211	16-24	.667	18	21	39	20	11	11	11	15
at Arizona State*	01/19/23	74-62	W	26-52	.500	6-14	.429	16-21	.762	11	19	30	15	9	13	4	8
at (11) Arizona*	01/21/23	52-58	L	21-67	.313	4-20	.200	6-11	.545	18	26	44	16	13	11	2	9
at USC*	01/26/23	64-77	L	20-56	.357	8-18	.444	16-20	.800	15	19	34	15	13	13	3	8
Washington*	02/02/23	70-61	W	26-53	.491	6-21	.286	12-18	.667	14	22	36	20	15	18	4	10
Washington State*	02/04/23	76-52	W	30-62	.484	9-22	.409	7-11	.636	13	27	40	14	18	10	3	9
at Oregon State*	02/09/23	62-47	W	25-50	.500	6-18	.333	6-9	.667	8	22	30	14	14	15	2	9
at Oregon*	02/11/23	70-63	W	25-60	.417	6-11	.545	14-21	.667	12	23	35	16	12	8	2	10
Stanford*	02/16/23																
California*	02/18/23																
at Utah*	02/23/23																
at Colorado*	02/26/23																
Arizona State*	03/02/23																
Arizona*	03/04/23																

\* Pac-12 Conference game

<sup>1</sup> Continental Tire Main Event (Las Vegas, Nev.)<sup>2</sup> CBS Sports Classic (New York, N.Y.)**OPPONENT'S GAME-BY-GAME TOTALS (2022-23)**

Opponent	Date	Score	W/L	FG-FGA	PCT	3FG-FGA	PCT	FT-FTA	PCT	OR	DR	REB	PF	AST	TO	BLK	STL
Sacramento State	11/07/22	76-50	W	19-55	.345	2-18	.111	10-17	.588	15	22	37	12	7	21	1	2
Long Beach State	11/11/22	93-69	W	24-66	.364	6-21	.286	15-19	.789	12	24	36	18	13	17	5	8
Norfolk State	11/14/22	86-56	W	26-55	.473	2-14	.143	11-18	.611	9	23	32	13	20	7	5	8
vs. (19) Illinois <sup>1</sup>	11/18/22	70-79	L	27-51	.529	12-25	.480	13-19	.684	5	33	38	17	19	21	4	8
vs. (5) Baylor <sup>1</sup>	11/20/22	75-80	L	25-56	.446	10-28	.357	20-23	.870	9	27	36	18	14	11	3	4
Pepperdine	11/23/22	100-53	W	21-60	.350	7-31	.226	4-7	.571	7	19	26	16	9	17	1	5
Bellarmine	11/27/22	81-60	W	23-54	.426	11-32	.344	3-6	.500	9	17	26	20	16	20	0	5
at Stanford*	12/01/22	80-66	W	24-53	.453	9-27	.333	9-14	.643	11	13	24	15	15	17	3	11
Oregon*	12/04/22	65-56	W	24-49	.490	4-17	.235	4-7	.571	5	20	25	13	10	15	4	3
Denver	12/10/22	87-64	W	23-46	.500	5-12	.417	13-21	.619	8	30	38	16	15	24	1	2
at (20) Maryland	12/14/22	87-60	W	21-52	.404	10-27	.370	8-12	.667	8	25	33	13	10	16	2	1
vs. (13) Kentucky <sup>2</sup>	12/17/22	63-53	W	21-64	.328	6-21	.286	5-13	.385	21	21	42	17	14	18	4	8
UC Davis	12/21/22	81-54	W	21-56	.375	6-20	.300	6-10	.600	12	20	32	20	7	20	1	5
at Washington State*	12/30/22	67-66	W	24-56	.429	8-22	.364	10-12	.833	12	28	40	18	10	14	4	1
at Washington*	01/01/23	74-49	W	19-55	.345	2-25	.080	9-16	.563	9	25	34	13	12	13	6	4
USC*	01/05/23	60-58	W	25-53	.472	3-16	.188	5-6	.833	6	24	30	18	10	10	5	5
Utah*	01/12/23	68-49	W	18-49	.367	6-19	.316	7-11	.636	8	18	26	11	9	16	0	9
Colorado*	01/14/23	68-54	W	15-49	.306	4-14	.286	20-23	.870	14	25	39	16	8	23	3	7
at Arizona State*	01/19/23	74-62	W	22-49	.449	9-22	.409	9-12	.750	9	16	25	15	12	18	6	5
at (11) Arizona*	01/21/23	52-58	L	19-49	.388	5-18	.278	15-20	.750	8	29	37	13	13	17	2	6
at USC*	01/26/23	64-77	L	25-51	.490	10-22	.455	17-18	.944	5	21	26	18	14	9	4	5
Washington*	02/02/23	70-61	W	22-49	.449	8-26	.308	9-13	.692	7	16	23	17	13	20	1	6
Washington State*	02/04/23	76-52	W	17-55	.309	9-27	.333	9-14	.643	11	21	32	11	11	15	3	3
at Oregon State*	02/09/23	62-47	W	16-45	.356	5-19	.263	10-10	1.000	7	19	26	13	4	18	1	5
at Oregon*	02/11/23	70-63	W	21-48	.438	7-20	.350	14-17	.824	6	29	35	20	11	16	4	2
Stanford*	02/16/23																
California*	02/18/23																
at Utah*	02/23/23																
at Colorado*	02/26/23																
Arizona State*	03/02/23																
Arizona*	03/04/23																

\* Pac-12 Conference game

<sup>1</sup> Continental Tire Main Event (Las Vegas, Nev.)<sup>2</sup> CBS Sports Classic (New York, N.Y.)

# UCLA's SEASON/CAREER STATS

## 2022-23 ROSTER

### Summary

Player	Season Statistics										Career Statistics									
	GP-GS	MIN/G	FG%	3FG%	FT%	R/G	A/G	STL	BLK	PTS/G	GP-GS	MIN/G	FG%	3FG%	FT%	R/G	A/G	STL	BLK	PTS/G
ANDREWS, Dylan	24-0	10.5	.426	.296	.727	1.3	1.1	8	1	3.1	24-0	10.5	.426	.296	.727	1.3	1.1	8	1	3.1
BAILEY, Amari	18-17	25.7	.506	.375	.556	3.1	2.1	20	7	10.5	18-17	25.7	.506	.375	.556	3.1	2.1	20	7	10.5
BONA, Adem	24-24	23.3	.661	.000	.619	5.1	0.8	16	36	8.1	24-24	23.3	.661	.000	.619	5.1	0.8	16	36	8.1
CAMPBELL, Tyger	25-25	31.6	.381	.339	.811	2.4	4.9	27	0	12.6	121-121	31.9	.405	.328	.768	2.3	4.9	121	5	10.7
CANKA, Abramo	18-0	5.8	.423	.444	1.000	0.7	0.2	4	1	1.6	18-0	5.8	.423	.444	1.000	0.7	0.2	4	1	1.6
CLARK, Jaylen	24-24	30.7	.474	.339	.691	6.5	1.9	65	6	13.2	84-30	18.3	.488	.303	.654	4.0	1.0	102	16	7.0
CREMONESI, Logan	6-0	2.5	.000	.000	.500	0.0	0.2	0	0	0.2	11-0	1.8	.000	.000	.250	0.1	0.1	0	0	0.1
ETIENNE, Mac	20-0	5.6	.318	.000	.500	1.7	0.2	3	9	1.0	33-1	7.9	.468	.000	.409	2.1	0.2	5	11	1.6
JAQUEZ JR., Jaime	25-25	32.4	.480	.344	.733	8.0	2.5	41	19	16.3	122-114	31.1	.474	.334	.725	6.1	1.9	162	64	12.7
MANJIKIAN, Evan	2-0	1.6	.500	.500	.000	0.5	0.0	0	0	1.5	2-0	1.6	.500	.500	.000	0.5	0.0	0	0	1.5
MCCLENDON, Will	15-0	8.9	.217	.071	.667	0.7	0.7	3	0	1.0	15-0	8.9	.217	.071	.667	0.7	0.7	3	0	1.0
NWUBA, Kenneth	25-1	12.0	.609	.000	.667	1.8	0.4	5	13	1.2	80-2	7.3	.519	.000	.474	1.1	0.2	8	24	0.8
SINGLETON, David	25-9	28.3	.458	.445	.872	3.1	1.2	31	4	10.0	152-33	19.6	.439	.440	.756	1.8	0.9	98	17	5.6
STONG, Russell	7-0	2.3	.000	.000	1.000	0.7	0.0	0	0	0.4	33-0	1.7	.182	.143	1.000	0.3	0.1	0	0	0.2

### Scoring

Player	Season Statistics								Career Statistics							
	FG-FGA	FG%	3FG-3FGA	3FG%	FT-FTA	FT%	PTS	PTS/G	FG-FGA	FG%	3FG-3FGA	3FG%	FT-FTA	FT%	PTS	PTS/G
ANDREWS, Dylan	29-68	.426	8-27	.296	8-11	.727	74	3.1	29-68	.426	8-27	.296	8-11	.727	74	3.1
BAILEY, Amari	81-160	.506	12-32	.375	15-27	.556	189	10.5	81-160	.506	12-32	.375	15-27	.556	189	10.5
BONA, Adem	78-118	.661	0-0	.000	39-63	.619	195	8.1	78-118	.661	0-0	.000	39-63	.619	195	8.1
CAMPBELL, Tyger	118-310	.381	37-109	.339	43-53	.811	316	12.6	470-1160	.405	129-393	.328	229-298	.768	1298	10.7
CANKA, Abramo	11-26	.423	4-9	.444	2-2	1.000	28	1.6	11-26	.423	4-9	.444	2-2	1.000	28	1.6
CLARK, Jaylen	120-253	.474	21-62	.339	56-81	.691	317	13.2	230-471	.488	30-99	.303	100-153	.654	590	7.0
CREMONESI, Logan	0-1	.000	0-0	.000	1-2	.500	1	0.2	0-2	.000	0-0	.000	1-4	.250	1	0.1
ETIENNE, Mac	7-22	.318	0-0	.000	5-10	.500	19	1.0	22-47	.468	0-0	.000	9-22	.409	53	1.6
JAQUEZ JR., Jaime	166-346	.480	21-61	.344	55-75	.733	408	16.3	581-1225	.474	104-311	.334	285-393	.725	1551	12.7
MANJIKIAN, Evan	1-2	.500	1-2	.500	0-0	.000	3	1.5	1-2	.500	1-2	.500	0-0	.000	3	1.5
MCCLENDON, Will	5-23	.217	1-14	.071	4-6	.667	15	1.0	5-23	.217	1-14	.071	4-6	.667	15	1.0
NWUBA, Kenneth	14-23	.609	0-0	.000	2-3	.667	30	1.2	27-52	.519	0-0	.000	9-19	.474	63	0.8
SINGLETON, David	82-179	.458	53-119	.445	34-39	.872	251	10.0	281-640	.439	199-452	.440	90-119	.756	851	5.6
STONG, Russell	0-4	.000	0-2	.000	3-3	1.000	3	0.4	2-11	.182	1-7	.143	3-3	1.000	8	0.2

### Totals

Player	Season Statistics								Career Statistics							
	O-REB	D-REB	TOTAL	PF	FO	A	TO	A/TO	O-REB	D-REB	TOTAL	PF	FO	A	TO	A/TO
ANDREWS, Dylan	7	24	31	26	0	26	13	2.0	7	24	31	26	0	26	13	2.0
BAILEY, Amari	9	46	55	26	0	37	40	0.9	9	46	55	26	0	37	40	0.9
BONA, Adem	53	69	122	78	2	18	29	0.6	53	69	122	78	2	18	29	0.6
CAMPBELL, Tyger	15	44	59	34	0	122	47	2.6	59	222	281	221	3	591	206	2.9
CANKA, Abramo	8	5	13	9	0	4	6	0.7	8	5	13	9	0	4	6	0.7
CLARK, Jaylen	49	106	155	51	1	45	34	1.3	125	215	340	140	1	81	66	1.2
CREMONESI, Logan	0	0	0	1	0	1	2	0.5	0	1	1	2	0	1	2	0.5
ETIENNE, Mac	15	18	33	17	0	4	3	1.3	27	43	70	30	0	7	11	0.6
JAQUEZ JR., Jaime	68	133	201	48	0	62	51	1.2	238	501	739	250	4	237	184	1.3
MANJIKIAN, Evan	0	1	1	0	0	0	0	0.0	0	1	1	0	0	0	0	0.0
MCCLENDON, Will	1	9	10	12	0	11	2	5.5	1	9	10	12	0	11	2	5.5
NWUBA, Kenneth	20	25	45	46	2	10	11	0.9	40	51	91	108	2	16	28	0.6
SINGLETON, David	15	62	77	36	0	30	13	2.3	35	238	273	169	1	144	59	2.4
STONG, Russell	1	4	5	1	0	0	0	0.0	1	9	10	5	0	2	4	0.5

# 2022-23 PAC-12 STATISTICS

Pac-12: 12-2 Home: 6-0 Away: 6-2

## Game Records

Record	Overall	Home	Away	Neutral
ALL GAMES	12-2	6-0	6-2	0-0
CONFERENCE	12-2	6-0	6-2	0-0
NON-CONFERENCE	0-0	0-0	0-0	0-0

## Score by Periods

Team	1st	2nd	OT	TOT
UCLA	466	484	0	950
Opponents	384	434	0	818

## Team Box Score

No.	Player	Total			3-Point			F-Throw		Rebounds				Other Stats								
		GP-GS	MIN	AVG	FG-FGA	FG%	3FG-3FGA	3FG%	FT-FTA	FT%	OFF	DEF	TOT	AVG	PF	DQ	A	TO	BLK	STL	PTS	AVG
24	JAQUEZ JR., Jaime	14-14	472:42	33.8	87-200	.435	16-41	.390	36-48	.750	47	83	130	9.3	25	0	36	28	12	22	226	16.1
5	BAILEY, Amari	7-6	182:29	26.1	42-70	.600	6-13	.462	9-12	.750	7	16	23	3.3	13	0	11	23	5	5	99	14.1
10	CAMPBELL, Tyger	14-14	482:15	34.4	61-173	.353	24-62	.387	24-30	.800	10	26	36	2.6	15	0	76	31	0	13	170	12.1
0	CLARK, Jaylen	14-14	442:48	31.6	52-146	.356	11-37	.297	32-45	.711	30	50	80	5.7	32	1	22	19	2	34	147	10.5
34	SINGLETON, David	14-8	421:06	30.1	42-103	.408	25-72	.347	25-29	.862	9	32	41	2.9	22	0	14	8	3	18	134	9.6
3	BONA, Adem	14-14	353:22	25.2	44-65	.677	0-0	.000	24-41	.585	33	39	72	5.1	51	2	6	21	23	12	112	8.0
2	ANDREWS, Dylan	13-0	114:27	8.8	14-31	.452	6-16	.375	0-1	.000	1	13	14	1.1	14	0	9	10	0	2	34	2.6
4	MCCLENDON, Will	11-0	91:35	8.3	3-12	.250	0-6	.000	3-4	.750	0	8	8	0.7	8	0	5	2	0	3	9	0.8
1	CANKA, Abramo	9-0	35:23	3.9	3-10	.300	0-2	.000	0-0	.000	5	2	7	0.8	2	0	2	1	1	1	6	0.7
12	ETIENNE, Mac	12-0	47:38	4.0	3-5	.600	0-0	.000	1-2	.500	6	9	15	1.3	6	0	1	1	3	0	7	0.6
14	NWUBA, Kenneth	14-0	152:07	10.9	3-6	.500	0-0	.000	0-0	.000	10	12	22	1.6	27	1	3	4	5	3	6	0.4
43	STONG, Russell	1-0	01:11	1.2	0-0	.000	0-0	.000	0-0	.000	0	0	0	0.0	0	0	0	0	0	0	0	0.0
20	CREMONESI, Logan	2-0	02:58	1.5	0-0	.000	0-0	.000	0-0	.000	0	0	0	0.0	0	0	0	0	0	0	0	0.0
Team											23	24	47					10				
<b>Total</b>		<b>14</b>	<b>2800</b>		<b>354-821</b>	<b>.431</b>	<b>88-249</b>	<b>.353</b>	<b>154-212</b>	<b>.726</b>	<b>181</b>	<b>314</b>	<b>495</b>	<b>35.4</b>	<b>215</b>	<b>4</b>	<b>185</b>	<b>158</b>	<b>54</b>	<b>113</b>	<b>950</b>	<b>67.9</b>
<b>Opponents</b>		<b>14</b>	<b>2800</b>		<b>291-710</b>	<b>.410</b>	<b>89-294</b>	<b>.303</b>	<b>147-193</b>	<b>.762</b>	<b>118</b>	<b>304</b>	<b>422</b>	<b>30.1</b>	<b>210</b>	<b>2</b>	<b>152</b>	<b>221</b>	<b>46</b>	<b>72</b>	<b>818</b>	<b>58.4</b>

## Team Statistics

	UCLA	OPP
<b>Scoring</b>	<b>950</b>	<b>818</b>
Points per game	67.9	58.4
Scoring margin	+9.4	-
<b>Field goals-att</b>	<b>354-821</b>	<b>291-710</b>
Field goal pct	.431	.410
<b>3 point fg-att</b>	<b>88-249</b>	<b>89-294</b>
3-point FG pct	.353	.303
3-pt FG made per game	6.3	6.4
<b>Free throws-att</b>	<b>154-212</b>	<b>147-193</b>
Free throw pct	.726	.762
F-Throws made per game	11.0	10.5
<b>Rebounds</b>	<b>495</b>	<b>422</b>
Rebounds per game	35.4	30.1
Rebounding margin	+5.2	-
<b>Assists</b>	<b>185</b>	<b>152</b>
Assists per game	13.2	10.9
<b>Turnovers</b>	<b>158</b>	<b>221</b>
Turnovers per game	11.3	15.8
Turnover margin	+4.5	-
Assist/turnover ratio	1.2	0.7
<b>Steals</b>	<b>113</b>	<b>72</b>
Steals per game	8.1	5.1
<b>Blocks</b>	<b>54</b>	<b>46</b>
Blocks per game	3.9	3.3
<b>Winning streak</b>	<b>4</b>	<b>-</b>
Home win streak	6	-
<b>Attendance</b>	<b>60055</b>	<b>67032</b>
Home games-Avg/Game	6-10009	8-8379
Neutral site-Avg/Game	-	0-0

## Team Results

Date	Opponent	Score	Att.
12/01/2022	at Stanford	W 80-66	4848
12/04/2022	Oregon	W 65-56	8093
12/30/2022	at Washington St.	W 67-66	3238
01/01/2023	at Washington	W 74-49	7494
01/05/2023	Southern California	W 60-58	13659
01/12/2023	Utah	W 68-49	11771
01/14/2023	Colorado	W 68-54	8106
01/19/2023	at Arizona St.	W 74-62	13363
01/21/2023	at Arizona	L 52-58	14688
01/26/2023	at Southern California	L 64-77	9605
02/02/2023	Washington	W 70-61	8309
02/04/2023	Washington St.	W 76-52	10117
02/09/2023	at Oregon St.	W 62-47	3524
02/11/2023	at Oregon	W 70-63	10272

# 2022-23 OVERALL STATISTICS

Overall: 21-4 Home: 13-0 Away: 7-2 Neutral: 1-2 Pac-12: 12-2

## Game Records

Record	Overall	Home	Away	Neutral
ALL GAMES	21-4	13-0	7-2	1-2
CONFERENCE	12-2	6-0	6-2	0-0
NON-CONFERENCE	9-2	7-0	1-0	1-2

## Score by Periods

Team	1st	2nd	OT	TOT
UCLA	918	931	0	1849
Opponents	699	797	0	1496

## Team Box Score

No.	Player				Total		3-Point		F-Throw		Rebounds											
		GP-GS	MIN	AVG	FG-FGA	FG%	3FG-3FGA	3FG%	FT-FTA	FT%	OFF	DEF	TOT	AVG	PF	DQ	A	TO	BLK	STL	PTS	AVG
24	JAQUEZ JR., Jaime	25-25	808:50	32.4	166-346	.480	21-61	.344	55-75	.733	68	133	201	8.0	48	0	62	51	19	41	408	16.3
0	CLARK, Jaylen	24-24	735:45	30.7	120-253	.474	21-62	.339	56-81	.691	49	106	155	6.5	51	1	45	34	6	65	317	13.2
10	CAMPBELL, Tyger	25-25	789:29	31.6	118-310	.381	37-109	.339	43-53	.811	15	44	59	2.4	34	0	122	47	0	27	316	12.6
5	BAILEY, Amari	18-17	462:04	25.7	81-160	.506	12-32	.375	15-27	.556	9	46	55	3.1	26	0	37	40	7	20	189	10.5
34	SINGLETON, David	25-9	708:11	28.3	82-179	.458	53-119	.445	34-39	.872	15	62	77	3.1	36	0	30	13	4	31	251	10.0
3	BONA, Adem	24-24	559:14	23.3	78-118	.661	0-0	.000	39-63	.619	53	69	122	5.1	78	2	18	29	36	16	195	8.1
2	ANDREWS, Dylan	24-0	251:35	10.5	29-68	.426	8-27	.296	8-11	.727	7	24	31	1.3	26	0	26	13	1	8	74	3.1
1	CANKA, Abramo	18-0	105:09	5.8	11-26	.423	4-9	.444	2-2	1.000	8	5	13	0.7	9	0	4	6	1	4	28	1.6
21	MANJIKIAN, Evan	2-0	03:12	1.6	1-2	.500	1-2	.500	0-0	.000	0	1	1	0.5	0	0	0	0	0	0	3	1.5
14	NWUBA, Kenneth	25-1	299:40	12.0	14-23	.609	0-0	.000	2-3	.667	20	25	45	1.8	46	2	10	11	13	5	30	1.2
4	MCCLENDON, Will	15-0	133:17	8.9	5-23	.217	1-14	.071	4-6	.667	1	9	10	0.7	12	0	11	2	0	3	15	1.0
12	ETIENNE, Mac	20-0	112:28	5.6	7-22	.318	0-0	.000	5-10	.500	15	18	33	1.7	17	0	4	3	9	3	19	1.0
43	STONG, Russell	7-0	15:50	2.3	0-4	.000	0-2	.000	3-3	1.000	1	4	5	0.7	1	0	0	0	0	0	3	0.4
20	CREMONESI, Logan	6-0	15:16	2.5	0-1	.000	0-0	.000	1-2	.500	0	0	0	0.0	1	0	1	2	0	0	1	0.2
Team											39	45	84									13
<b>Total</b>		<b>25</b>	<b>5000</b>		<b>712-1535</b>	<b>.464</b>	<b>158-437</b>	<b>.362</b>	<b>267-375</b>	<b>.712</b>	<b>300</b>	<b>591</b>	<b>891</b>	<b>35.6</b>	<b>385</b>	<b>5</b>	<b>370</b>	<b>264</b>	<b>96</b>	<b>223</b>	<b>1849</b>	<b>74.0</b>
<b>Opponents</b>		<b>25</b>	<b>5000</b>		<b>542-1325</b>	<b>.409</b>	<b>166-543</b>	<b>.306</b>	<b>246-344</b>	<b>.715</b>	<b>230</b>	<b>560</b>	<b>790</b>	<b>31.6</b>	<b>396</b>	<b>3</b>	<b>285</b>	<b>419</b>	<b>69</b>	<b>124</b>	<b>1496</b>	<b>59.8</b>

## Team Statistics

	UCLA	OPP
<b>Scoring</b>	<b>1849</b>	<b>1496</b>
Points per game	74.0	59.8
Scoring margin	+14.1	-
<b>Field goals-att</b>	<b>712-1535</b>	<b>542-1325</b>
Field goal pct	.464	.409
<b>3 point fg-att</b>	<b>158-437</b>	<b>166-543</b>
3-point FG pct	.362	.306
3-pt FG made per game	6.3	6.6
<b>Free throws-att</b>	<b>267-375</b>	<b>246-344</b>
Free throw pct	.712	.715
F-Throws made per game	10.7	9.8
<b>Rebounds</b>	<b>891</b>	<b>790</b>
Rebounds per game	35.6	31.6
Rebounding margin	+4.0	-
<b>Assists</b>	<b>370</b>	<b>285</b>
Assists per game	14.8	11.4
<b>Turnovers</b>	<b>264</b>	<b>419</b>
Turnovers per game	10.6	16.8
Turnover margin	+6.2	-
Assist/turnover ratio	1.4	0.7
<b>Steals</b>	<b>223</b>	<b>124</b>
Steals per game	8.9	5.0
<b>Blocks</b>	<b>96</b>	<b>69</b>
Blocks per game	3.8	2.8
<b>Winning streak</b>	<b>4</b>	<b>-</b>
Home win streak	13	-
<b>Attendance</b>	<b>110006</b>	<b>83657</b>
Home games-Avg/Game	13-8462	9-9295
Neutral site-Avg/Game	-	3-12215

## Team Results

Date	Opponent		Score	Att.
11/07/2022	Sacramento St.	W	76-50	6096
11/11/2022	Long Beach St.	W	93-69	9811
11/14/2022	Norfolk St.	W	86-56	6056
11/18/2022	vs Illinois	L	70-79	8707
11/20/2022	vs Baylor	L	75-80	7678
11/23/2022	Pepperdine	W	100-53	8107
11/27/2022	Bellarmine	W	81-60	6001
12/01/2022	at Stanford	W	80-66	4848
12/04/2022	Oregon	W	65-56	8093
12/10/2022	Denver	W	87-64	6459
12/14/2022	at Maryland	W	87-60	16625
12/17/2022	vs Kentucky	W	63-53	20261
12/21/2022	UC Davis	W	81-54	7421
12/30/2022	at Washington St.	W	67-66	3238
01/01/2023	at Washington	W	74-49	7494
01/05/2023	Southern California	W	60-58	13659
01/12/2023	Utah	W	68-49	11771
01/14/2023	Colorado	W	68-54	8106
01/19/2023	at Arizona St.	W	74-62	13363
01/21/2023	at Arizona	L	52-58	14688
01/26/2023	at Southern California	L	64-77	9605
02/02/2023	Washington	W	70-61	8309
02/04/2023	Washington St.	W	76-52	10117
02/09/2023	at Oregon St.	W	62-47	3524
02/11/2023	at Oregon	W	70-63	10272