



LOOKING BACK ...

The Bruins went 31-6 last season, winning the Pac-12 Conference's regular-season title with an 18-2 league record. UCLA advanced to the Pac-12 Tournament title game and entered the NCAA Tournament as the No. 2 seed in the West Region. The Bruins advanced to the NCAA Tournament's Sweet 16 for the third straight season.

2022-23 YEAR IN REVIEW

- 48 Team & Player Statistics
- 51 Pac-12 Conference Statistics
- 54 Game-by-Game Box Scores
- 60 Student-Athletes Not Returning

2022-23 IN REVIEW

UCLA's Statistics, Overall Games

Record: 31-6

Conference: 18-2

Home: 17-0

Away: 9-2

Neutral: 5-4

| Player | G-GS | MIN | AVG | FG-FGA | PCT | 3-POINT FGS | | FT-FTA | PCT | REBOUNDS | | | PF | DQ | A | TO | BLK | STL | PTS | AVG | |
|------------------|-----------|-------------|----------|------------------|-------------|----------------|-------------|----------------|-------------|------------|------------|-------------|-------------|------------|-----------|------------|------------|------------|------------|-------------|-------------|
| | | | | | | 3FG-FGA | PCT | | | OFF | DEF | TOT | | | | | | | | | |
| Jaime Jaquez Jr. | 37-37 | 1229:13 | 33.2 | 261-543 | .481 | 33-104 | .317 | 104-135 | .770 | 95 | 209 | 304 | 8.2 | 69 | 0 | 87 | 67 | 22 | 57 | 659 | 17.8 |
| Tyger Campbell | 37-37 | 1185:09 | 32.0 | 171-452 | .378 | 53-157 | .338 | 101-118 | .856 | 17 | 79 | 96 | 2.6 | 43 | 0 | 186 | 58 | 0 | 46 | 496 | 13.4 |
| Jaylen Clark | 30-29 | 914:45 | 30.5 | 148-308 | .481 | 26-79 | .329 | 67-96 | .698 | 58 | 123 | 181 | 6.0 | 64 | 2 | 56 | 37 | 8 | 78 | 389 | 13.0 |
| Amari Bailey | 30-28 | 807:49 | 26.9 | 135-273 | .495 | 21-54 | .389 | 44-63 | .698 | 25 | 89 | 114 | 3.8 | 51 | 0 | 65 | 73 | 9 | 34 | 335 | 11.2 |
| David Singleton | 37-16 | 1043:11 | 28.2 | 108-253 | .427 | 73-172 | .424 | 45-53 | .849 | 20 | 84 | 104 | 2.8 | 54 | 0 | 40 | 17 | 7 | 41 | 334 | 9.0 |
| Adem Bona | 33-32 | 756:23 | 22.9 | 104-154 | .675 | 0-0 | .000 | 47-82 | .573 | 74 | 100 | 174 | 5.3 | 109 | 3 | 24 | 44 | 57 | 19 | 255 | 7.7 |
| Dylan Andrews | 36-0 | 392:42 | 10.9 | 46-107 | .430 | 13-41 | .317 | 14-21 | .667 | 8 | 31 | 39 | 1.1 | 38 | 0 | 33 | 17 | 2 | 11 | 119 | 3.3 |
| Abramo Canka | 22-0 | 118:09 | 5.4 | 12-27 | .444 | 5-10 | .500 | 4-4 | 1.000 | 9 | 7 | 16 | 0.7 | 10 | 0 | 4 | 6 | 1 | 4 | 33 | 1.5 |
| Evan Manjikian | 2-0 | 3:12 | 1.6 | 1-2 | .500 | 1-2 | .500 | 0-0 | .000 | 0 | 1 | 1 | 0.5 | 0 | 0 | 0 | 0 | 0 | 0 | 3 | 1.5 |
| Kenneth Nwuba | 35-5 | 435:45 | 12.4 | 20-32 | .625 | 0-0 | .000 | 7-11 | .636 | 28 | 30 | 58 | 1.7 | 61 | 3 | 12 | 14 | 21 | 5 | 47 | 1.3 |
| Mac Etienne | 32-0 | 218:01 | 6.8 | 17-38 | .447 | 0-0 | .000 | 6-16 | .375 | 26 | 36 | 62 | 1.9 | 41 | 1 | 7 | 4 | 15 | 6 | 40 | 1.3 |
| Will McClendon | 27-0 | 253:11 | 9.4 | 10-49 | .204 | 2-28 | .071 | 6-10 | .600 | 5 | 26 | 31 | 1.1 | 29 | 0 | 22 | 5 | 0 | 9 | 28 | 1.0 |
| Russell Stong | 11-1 | 22:06 | 2.0 | 0-6 | .000 | 0-4 | .000 | 4-5 | .800 | 1 | 7 | 8 | 0.7 | 1 | 0 | 0 | 0 | 0 | 0 | 4 | 0.4 |
| Logan Cremonesi | 9-0 | 19:53 | 2.2 | 0-1 | .000 | 0-0 | .000 | 1-2 | .500 | 1 | 1 | 2 | 0.2 | 3 | 0 | 2 | 2 | 0 | 0 | 1 | 0.1 |
| Team | | | | | | | | | | | | | 51 | 66 | 117 | | | | | | 27 |
| Totals | 37 | 7400 | - | 1033-2245 | .460 | 227-651 | .349 | 450-616 | .731 | 418 | 889 | 1307 | 35.3 | 573 | 9 | 538 | 371 | 142 | 310 | 2743 | 74.1 |
| Opponents | 37 | 7400 | - | 812-1992 | .408 | 240-772 | .311 | 381-547 | .697 | 350 | 848 | 1198 | 32.4 | 608 | 10 | 414 | 580 | 99 | 171 | 2245 | 60.7 |

UCLA's Statistics, Pac-12 Conference Games

Record: 18-2

Home: 10-0

Away: 8-2

| Player | G-GS | MIN | AVG | FG-FGA | PCT | 3-POINT FGS | | FT-FTA | PCT | REBOUNDS | | | PF | DQ | A | TO | BLK | STL | PTS | AVG | |
|------------------|-----------|-------------|----------|-----------------|-------------|----------------|-------------|----------------|-------------|------------|------------|------------|-------------|------------|----------|------------|------------|-----------|------------|-------------|-------------|
| | | | | | | 3FG-FGA | PCT | | | OFF | DEF | TOT | | | | | | | | | |
| Jaime Jaquez Jr. | 20-20 | 675:58 | 33.8 | 135-293 | .461 | 22-64 | .344 | 68-86 | .791 | 62 | 115 | 177 | 8.9 | 34 | 0 | 49 | 35 | 13 | 28 | 360 | 18.0 |
| Tyger Campbell | 20-20 | 669:52 | 33.5 | 87-237 | .367 | 32-84 | .381 | 49-58 | .845 | 12 | 44 | 56 | 2.8 | 22 | 0 | 99 | 38 | 0 | 23 | 255 | 12.8 |
| Jaylen Clark | 20-19 | 621:48 | 31.1 | 80-201 | .398 | 16-54 | .296 | 43-60 | .717 | 39 | 67 | 106 | 5.3 | 45 | 2 | 33 | 22 | 4 | 47 | 219 | 11.0 |
| Amari Bailey | 13-11 | 327:51 | 25.2 | 59-117 | .504 | 8-20 | .400 | 15-20 | .750 | 15 | 38 | 53 | 4.1 | 25 | 0 | 21 | 41 | 7 | 11 | 141 | 10.8 |
| David Singleton | 20-9 | 556:20 | 27.8 | 55-138 | .399 | 34-96 | .354 | 31-37 | .838 | 12 | 38 | 50 | 2.5 | 32 | 0 | 16 | 11 | 4 | 20 | 175 | 8.8 |
| Adem Bona | 20-19 | 483:15 | 24.2 | 60-88 | .682 | 0-0 | .000 | 31-55 | .564 | 49 | 60 | 109 | 5.5 | 73 | 3 | 11 | 32 | 37 | 15 | 151 | 7.6 |
| Dylan Andrews | 19-0 | 174:56 | 9.2 | 22-47 | .468 | 7-21 | .333 | 2-6 | .333 | 2 | 14 | 16 | 0.8 | 21 | 0 | 14 | 13 | 0 | 3 | 53 | 2.8 |
| Will McClendon | 17-0 | 156:07 | 9.2 | 6-28 | .214 | 1-15 | .067 | 5-8 | .625 | 3 | 18 | 21 | 1.2 | 12 | 0 | 11 | 4 | 0 | 7 | 18 | 1.1 |
| Mac Etienne | 18-0 | 96:29 | 5.4 | 6-13 | .462 | 0-0 | .000 | 1-4 | .250 | 12 | 21 | 33 | 1.8 | 17 | 0 | 3 | 2 | 5 | 1 | 13 | 0.7 |
| Abramo Canka | 10-0 | 35:55 | 3.6 | 3-10 | .300 | 0-2 | .000 | 0-0 | .000 | 5 | 2 | 7 | 0.7 | 2 | 0 | 2 | 1 | 1 | 1 | 6 | 0.6 |
| Kenneth Nwuba | 19-1 | 189:59 | 10.0 | 4-9 | .444 | 0-0 | .000 | 0-1 | .000 | 12 | 13 | 25 | 1.3 | 31 | 1 | 3 | 5 | 6 | 3 | 8 | 0.4 |
| Russell Stong | 4-1 | 5:41 | 1.4 | 0-1 | .000 | 0-1 | .000 | 1-2 | .500 | 0 | 2 | 2 | 0.5 | 0 | 0 | 0 | 0 | 0 | 0 | 1 | 0.3 |
| Logan Cremonesi | 4-0 | 5:49 | 1.5 | 0-0 | .000 | 0-0 | .000 | 0-0 | .000 | 0 | 0 | 0 | 0.0 | 2 | 0 | 0 | 0 | 0 | 0 | 0 | 0.0 |
| Team | | | | | | | | | | | | | 29 | 38 | 67 | | | | | | 17 |
| Totals | 20 | 4000 | - | 517-1182 | .437 | 120-357 | .336 | 246-337 | .730 | 252 | 470 | 722 | 36.1 | 316 | 6 | 262 | 221 | 77 | 159 | 1400 | 70.0 |
| Opponents | 20 | 4000 | - | 422-1037 | .407 | 126-403 | .313 | 216-299 | .722 | 173 | 444 | 617 | 30.9 | 322 | 7 | 215 | 306 | 62 | 99 | 1186 | 59.3 |

Final Pac-12 Conference Standings

| | PAC-12 | | | HOME | | AWAY | | OVERALL | | | NEUT | STREAK |
|------------------|--------|----|------|------|------|------|----|---------|------|------|------|---------|
| | W | L | PCT | W | L | PCT | W | L | PCT | | | |
| UCLA | 18 | 2 | .900 | 10-0 | 8-2 | 31 | 6 | .838 | 17-0 | 9-2 | 4-4 | Lost 1 |
| Arizona | 14 | 6 | .700 | 8-2 | 6-4 | 28 | 7 | .800 | 15-2 | 6-4 | 7-1 | Lost 1 |
| USC | 14 | 6 | .700 | 9-1 | 5-5 | 22 | 11 | .667 | 15-2 | 5-5 | 2-4 | Lost 2 |
| Oregon | 12 | 8 | .600 | 8-2 | 4-6 | 21 | 15 | .583 | 15-6 | 4-6 | 2-3 | Lost 1 |
| Washington State | 11 | 9 | .550 | 5-5 | 6-4 | 23 | 13 | .639 | 10-5 | 7-6 | 6-2 | Lost 1 |
| Arizona State | 11 | 9 | .550 | 7-3 | 4-6 | 17 | 17 | .500 | 10-4 | 4-8 | 3-5 | Lost 2 |
| Utah | 10 | 10 | .500 | 6-4 | 4-6 | 17 | 15 | .531 | 12-5 | 4-7 | 1-3 | Lost 6 |
| Colorado | 8 | 12 | .400 | 6-4 | 2-8 | 18 | 17 | .514 | 13-5 | 2-9 | 3-3 | Lost 1 |
| Washington | 8 | 12 | .400 | 6-4 | 2-8 | 16 | 16 | .500 | 12-6 | 2-9 | 2-1 | Lost 3 |
| Stanford | 7 | 13 | .350 | 5-5 | 2-8 | 14 | 19 | .424 | 9-6 | 2-8 | 3-5 | Lost 1 |
| Oregon State | 5 | 15 | .250 | 4-6 | 1-9 | 11 | 21 | .344 | 10-7 | 1-10 | 0-4 | Lost 1 |
| California | 2 | 18 | .100 | 2-8 | 0-10 | 3 | 29 | .094 | 3-14 | 0-12 | 0-3 | Lost 16 |

Pac-12 Year-End Awards

| | |
|--------------------------------------|--------------------------|
| Player of the Year: | Jaime Jaquez Jr. (UCLA) |
| Freshman of the Year: | Adem Bona (UCLA) |
| Defensive Player of the Year: | Jaylen Clark (UCLA) |
| Most Improved Player: | Oumar Ballo (Arizona) |
| Sixth Player of the Year: | Reese Dixon-Waters (USC) |
| Scholar-Athlete of the Year: | James Keefe (Stanford) |
| Coach of the Year: | Mick Cronin (UCLA) |

All-Pac-12 Conference Team

FIRST-TEAM SELECTIONS

| Name | School | Pos. | Yr. | Ht. | Wt. | Hometown |
|---------------------|------------------|------|---------|------|-----|--------------------|
| Oumar Ballo | Arizona | C | R-Jr. | 7-0 | 260 | Koulikoro, Mali |
| Tyger Campbell *** | UCLA | G | R-Sr. | 5-11 | 180 | Cedar Rapids, Iowa |
| Branden Carlson | Utah | C | Sr. | 6-9 | 225 | South Jordan, Utah |
| N'Faly Dante | Oregon | C | Sr. | 6-11 | 255 | Bamako, Mali |
| Tristan da Silva | Colorado | F | Jr. | 6-9 | 217 | Munich, Germany |
| Boogie Ellis | USC | G | Sr. | 6-3 | 185 | San Diego, Calif. |
| Mouhamed Gueye | Washington State | F | So. | 6-11 | 210 | Dakar, Senegal |
| Jaime Jaquez Jr. ** | UCLA | G/F | Sr. | 6-7 | 225 | Camarillo, Calif. |
| Drew Peterson ** | USC | G | 5th Sr. | 6-9 | 205 | Libertyville, Ill. |
| Azuolas Tubelis ** | Arizona | F | Jr. | 6-11 | 245 | Vilnius, Lithuania |

SECOND-TEAM SELECTIONS

| Name | School | Pos. | Yr. | Ht. | Wt. | Hometown |
|-----------------------|---------------|------|---------|-----|-----|--------------------|
| Keion Brooks Jr. | Washington | F | Sr. | 6-7 | 210 | Fort Wayne, Ind. |
| Desmond Cambridge Jr. | Arizona State | G | 5th Sr. | 6-4 | 180 | Nashville, Tenn. |
| Jaylen Clark | UCLA | G | Jr. | 6-5 | 205 | Riverside, Calif. |
| Spencer Jones | Stanford | F | Sr. | 6-7 | 225 | Roeland Park, Kan. |
| KJ Simpson | Colorado | G | Sr. | 6-2 | 177 | West Hills, Calif. |

HONORABLE MENTION (received at least three votes): TJ Bamba (Washington State), Adem Bona (UCLA), Courtney Ramey (Arizona), Will Richardson (Oregon).

ALL-FRESHMAN TEAM

| Name | School | Pos. | Ht. | Wt. | Hometown |
|-----------------|--------------|------|------|-----|-----------------|
| Amari Bailey | UCLA | G | 6-5 | 185 | Chicago, Ill. |
| Adem Bona | UCLA | F | 6-10 | 235 | Ebonyi, Nigeria |
| Keyon Menifield | Washington | G | 6-1 | 150 | Flint, Mich. |
| Jordan Pope | Oregon State | G | 6-2 | 165 | Oakley, Calif. |
| Tre White | USC | G | 6-7 | 210 | Dallas, Texas |

Honorable Mention (received at least three votes): Kylan Boswell (Arizona), Grant Newell (California).

ALL-DEFENSIVE TEAM

| Name | School | Pos. | Yr. | Ht. | Wt. | Hometown |
|-----------------|------------|------|-----|------|-----|-------------------|
| Adem Bona | UCLA | F | Fr. | 6-10 | 235 | Ebonyi, Nigeria |
| Jaylen Clark ** | UCLA | G | Jr. | 6-5 | 205 | Riverside, Calif. |
| Kobe Johnson | USC | G | So. | 6-6 | 200 | Milwaukee, Wisc. |
| Braxton Meah | Washington | C | Jr. | 7-1 | 250 | Fresno, Calif.</ |

2022-23 IN REVIEW

GAME-BY-GAME RESULTS

| DATE | W-L | OPPONENT | SCORE | SITE | ATT | HIGH SCORER(S) | HIGH REBOUNDER(S) | 1ST H. | 2ND H. | MARGIN |
|----------|-----|---------------------|--------|----------------------|-------|-------------------------------|----------------------------|--------|--------|--------|
| 11/07/22 | W | Sacramento State | 76-50 | Pauley Pavilion | 6096 | (17) Jaylen Clark | (8) Jaylen Clark | 39/25 | 37/25 | +26 |
| 11/11/22 | W | Long Beach State | 93-69 | Pauley Pavilion | 9811 | (18) Tyger Campbell | (9) David Singleton | 48/33 | 45/36 | +24 |
| 11/14/22 | W | Norfolk State | 86-56 | Pauley Pavilion | 6056 | (19) Jaylen Clark | (9) Jaylen Clark | 46/33 | 40/23 | +30 |
| 11/18/22 | L | vs. (19) Illinois | 70-79 | Las Vegas, Nev. | 8707 | (22) Tyger Campbell | (8) Jaime Jaquez Jr. | 37/28 | 33/51 | (9) |
| 11/20/22 | L | vs. (5) Baylor | 75-80 | Las Vegas, Nev. | 7678 | (23) Jaylen Clark | (10) Jaylen Clark | 35/37 | 40/43 | (5) |
| 11/23/22 | W | Pepperdine | 100-53 | Pauley Pavilion | 8107 | (19) Amari Bailey | (8) Jaime Jaquez Jr. | 43/29 | 57/24 | +47 |
| 11/27/22 | W | Bellarmine | 81-60 | Pauley Pavilion | 6001 | (27) Jaime Jaquez Jr. | (7) Jaime Jaquez Jr. | 43/27 | 38/33 | +21 |
| 12/01/22 | W | at Stanford | 80-66 | Stanford, Calif. | 4848 | (27) Jaime Jaquez Jr. | (6) Amari Bailey | 50/29 | 30/37 | +14 |
| 12/04/22 | W | Oregon | 65-56 | Pauley Pavilion | 8093 | (14) A. Bailey, J. Clark | (5) four players | 21/27 | 44/29 | +9 |
| 12/10/22 | W | Denver | 87-64 | Pauley Pavilion | 6459 | (24) Jaime Jaquez Jr. | (4) five players | 44/35 | 43/29 | +23 |
| 12/14/22 | W | at (20) Maryland | 87-60 | College Park, Md. | 16625 | (19) Jaylen Clark | (7) A. Bona, J. Jaquez Jr. | 49/20 | 40/38 | +27 |
| 12/17/22 | W | vs. (13) Kentucky | 63-53 | New York, N.Y. | 20261 | (19) Jaime Jaquez Jr. | (12) Jaime Jaquez Jr. | 35/27 | 28/26 | +10 |
| 12/21/22 | W | UC Davis | 81-54 | Pauley Pavilion | 7421 | (18) Jaylen Clark | (11) Jaylen Clark | 33/21 | 48/33 | +27 |
| 12/30/22 | W | at Washington State | 67-66 | Pullman, Wash. | 3238 | (20) Jaime Jaquez Jr. | (8) Jaime Jaquez Jr. | 32/37 | 35/29 | +1 |
| 01/01/23 | W | at Washington | 74-49 | Seattle, Wash. | 7494 | (18) Adem Bona | (11) Jaylen Clark | 36/27 | 38/22 | +25 |
| 01/05/23 | W | USC | 60-58 | Pauley Pavilion | 13659 | (15) Jaylen Clark | (10) Adem Bona | 44/26 | 16/32 | +2 |
| 01/12/23 | W | Utah | 68-49 | Pauley Pavilion | 11771 | (17) Tyger Campbell | (12) Jaime Jaquez Jr. | 31/22 | 37/27 | +19 |
| 01/14/23 | W | Colorado | 68-54 | Pauley Pavilion | 8106 | (23) Jaime Jaquez Jr. | (13) Jaime Jaquez Jr. | 28/31 | 40/23 | +14 |
| 01/19/23 | W | at Arizona State | 74-62 | Tempe, Ariz. | 13363 | (22) Tyger Campbell | (8) Jaylen Clark | 30/35 | 44/27 | +12 |
| 01/21/23 | L | at (11) Arizona | 52-58 | Tucson, Ariz. | 14688 | (13) Tyger Campbell | (11) Jaime Jaquez Jr. | 23/26 | 29/32 | (6) |
| 01/26/23 | L | at USC | 64-77 | Los Angeles, Calif. | 9605 | (15) Jaime Jaquez Jr. | (8) Jaime Jaquez Jr. | 37/25 | 27/52 | (13) |
| 02/02/23 | W | Washington | 70-61 | Pauley Pavilion | 8309 | (15) Jaime Jaquez Jr. | (10) Jaime Jaquez Jr. | 38/22 | 32/39 | +9 |
| 02/04/23 | W | Washington State | 76-52 | Pauley Pavilion | 10117 | (24) Jaime Jaquez Jr. | (15) Jaime Jaquez Jr. | 35/26 | 41/26 | +24 |
| 02/09/23 | W | at Oregon State | 62-47 | Corvallis, Ore. | 3524 | (24) Amari Bailey | (12) Jaime Jaquez Jr. | 31/18 | 31/29 | +15 |
| 02/11/23 | W | at Oregon | 70-63 | Eugene, Ore. | 10272 | (25) Jaime Jaquez Jr. | (12) Jaime Jaquez Jr. | 30/33 | 40/30 | +7 |
| 02/16/23 | W | Stanford | 73-64 | Pauley Pavilion | 10241 | (26) Jaime Jaquez Jr. | (9) Jaime Jaquez Jr. | 27/31 | 46/33 | +9 |
| 02/18/23 | W | California | 78-43 | Pauley Pavilion | 13659 | (20) Jaime Jaquez Jr. | (9) Amari Bailey | 38/15 | 40/28 | +35 |
| 02/23/23 | W | at Utah | 78-71 | Salt Lake City, Utah | 8497 | (23) Jaime Jaquez Jr. | (8) Jaime Jaquez Jr. | 43/31 | 35/40 | +7 |
| 02/26/23 | W | at Colorado | 60-56 | Boulder, Colo. | 8680 | (17) Jaime Jaquez Jr. | (7) Adem Bona | 28/30 | 32/26 | +4 |
| 03/02/23 | W | Arizona State | 79-61 | Pauley Pavilion | 10132 | (26) Jaime Jaquez Jr. | (11) A. Bona, J. Clark | 36/32 | 43/29 | +18 |
| 03/04/23 | W | (8) Arizona | 82-73 | Pauley Pavilion | 13659 | (22) Jaime Jaquez Jr. | (10) Jaime Jaquez Jr. | 40/37 | 42/36 | +9 |
| 03/09/23 | W | vs. Colorado | 80-69 | Las Vegas, Nev. | 10406 | (26) Amari Bailey | (10) Adem Bona | 37/38 | 31/43 | +11 |
| 03/10/23 | W | vs. Oregon | 75-56 | Las Vegas, Nev. | 13788 | (28) Tyger Campbell | (10) Jaime Jaquez Jr. | 32/30 | 43/26 | +19 |
| 03/11/23 | L | vs. (8) Arizona | 59-61 | Las Vegas, Nev. | 14022 | (19) Amari Bailey | (10) Jaime Jaquez Jr. | 34/33 | 25/28 | (2) |
| 03/16/23 | W | vs. UNC Asheville | 86-53 | Sacramento, Calif. | 14527 | (17) A. Bailey, J. Jaquez Jr. | (8) Jaime Jaquez Jr. | 46/25 | 40/28 | +33 |
| 03/18/23 | W | vs. Northwestern | 68-63 | Sacramento, Calif. | 16806 | (24) Jaime Jaquez Jr. | (8) Jaime Jaquez Jr. | 35/25 | 33/38 | +5 |
| 03/23/23 | L | vs. (9) Gonzaga | 76-79 | Las Vegas, Nev. | 18544 | (29) Jaime Jaquez Jr. | (11) Jaime Jaquez Jr. | 46/33 | 30/46 | (3) |

Attendance Figures – Total: 326,595 (average: 9,331); Home: 157,697 (average: 9,276); Away: 100,834 (average: 9,167); Neutral: 124,739 (average: 13,860)

GAME-BY-GAME RESULTS

| DATE | W-L | OPPONENT | SCORE | TOTAL FG | FG PCT | 3-PT | 3FG PCT | FT | FT PCT | REB | AST |
|----------|-----|---------------------|--------|-------------|-----------|------------|-----------|-------------|------------|-------|-------|
| 11/07/22 | W | Sacramento State | 76-50 | 34-64/19-55 | .531/.345 | 6-10/2-18 | .600/.111 | 2-5/10-17 | .400/.588 | 33/37 | 12/7 |
| 11/11/22 | W | Long Beach State | 93-69 | 35-75/24-66 | .467/.364 | 9-25/6-21 | .360/.286 | 14-17/15-19 | .824/.789 | 47/36 | 17/13 |
| 11/14/22 | W | Norfolk State | 86-56 | 32-56/26-55 | .571/.473 | 11-25/2-14 | .440/.143 | 11-18/2-4 | .611/.500 | 32/24 | 20/9 |
| 11/18/22 | L | vs. (19) Illinois | 70-79 | 27-72/27-51 | .375/.529 | 9-22/12-25 | .409/.480 | 7-14/13-19 | .500/.684 | 39/38 | 17/19 |
| 11/20/22 | L | vs. (5) Baylor | 75-80 | 29-61/25-56 | .475/.446 | 4-15/10-28 | .267/.357 | 13-16/20-23 | .813/.870 | 32/36 | 15/14 |
| 11/23/22 | W | Pepperdine | 100-53 | 37-67/21-60 | .552/.350 | 10-20/7-31 | .500/.226 | 16-20/4-7 | .800/.571 | 44/26 | 17/9 |
| 11/27/22 | W | Bellarmine | 81-60 | 31-51/23-54 | .608/.426 | 3-16/11-32 | .188/.344 | 16-22/3-6 | .727/.500 | 26/26 | 26/16 |
| 12/01/22 | W | at Stanford | 80-66 | 32-54/24-53 | .593/.453 | 6-14/9-27 | .429/.333 | 10-11/9-14 | .909/.643 | 28/24 | 13/15 |
| 12/04/22 | W | Oregon | 65-56 | 26-64/24-49 | .406/.490 | 4-14/4-17 | .286/.235 | 9-11/4-7 | .818/.571 | 36/25 | 9/10 |
| 12/10/22 | W | Denver | 87-64 | 38-79/23-46 | .481/.500 | 6-25/5-12 | .240/.417 | 5-8/13-21 | .625/.619 | 31/38 | 22/15 |
| 12/14/22 | W | at (20) Maryland | 87-60 | 35-63/21-52 | .556/.404 | 5-12/10-27 | .417/.370 | 12-14/8-12 | .857/.667 | 30/33 | 13/10 |
| 12/17/22 | W | vs. (13) Kentucky | 63-53 | 27-59/21-64 | .458/.328 | 2-8/6-21 | .250/.286 | 7-15/5-13 | .467/.385 | 43/42 | 11/14 |
| 12/21/22 | W | UC Davis | 81-54 | 33-67/21-56 | .493/.375 | 5-10/6-20 | .500/.300 | 10-14/6-10 | .714/.600 | 39/32 | 15/7 |
| 12/30/22 | W | at Washington State | 67-66 | 21-58/24-56 | .362/.429 | 4-11/8-22 | .364/.364 | 21-22/10-12 | .955/.833 | 31/40 | 5/10 |
| 01/01/23 | W | at Washington | 74-49 | 29-64/19-55 | .453/.345 | 9-23/2-25 | .391/.080 | 7-8/9-16 | .875/.563 | 36/34 | 20/12 |
| 01/05/23 | W | USC | 60-58 | 20-58/25-53 | .345/.472 | 9-26/3-16 | .346/.188 | 11-17/5-6 | .647/.833 | 36/30 | 12/10 |
| 01/12/23 | W | Utah | 68-49 | 29-60/18-49 | .483/.367 | 7-18/6-19 | .389/.316 | 3-8/7-11 | .375/.636 | 40/26 | 21/9 |
| 01/14/23 | W | Colorado | 68-54 | 24-63/15-49 | .381/.306 | 4-19/4-14 | .211/.286 | 16-24/20-23 | .667/.870 | 39/39 | 11/8 |
| 01/19/23 | W | at Arizona State | 74-62 | 26-52/22-49 | .500/.449 | 6-14/9-22 | .429/.409 | 16-21/9-12 | .762/.750 | 30/25 | 9/12 |
| 01/21/23 | L | at (11) Arizona | 52-58 | 21-67/19-49 | .313/.388 | 4-20/5-18 | .200/.278 | 6-11/15-20 | .545/.750 | 44/37 | 13/13 |
| 01/26/23 | L | at USC | 64-77 | 20-56/25-51 | .357/.490 | 8-18/10-22 | .444/.455 | 16-20/17-18 | .800/.944 | 34/26 | 13/14 |
| 02/02/23 | W | Washington | 70-61 | 26-53/22-49 | .491/.449 | 6-21/8-26 | .286/.308 | 12-18/9-13 | .667/.692 | 36/23 | 15/13 |
| 02/04/23 | W | Washington State | 76-52 | 30-62/17-55 | .484/.309 | 9-22/9-27 | .409/.333 | 7-11/9-14 | .636/.643 | 40/32 | 18/11 |
| 02/09/23 | W | at Oregon State | 62-47 | 25-50/16-45 | .500/.356 | 6-18/5-19 | .333/.263 | 6-9/10-10 | .667/1.000 | 30/26 | 14/4 |
| 02/11/23 | W | at Oregon | 70-63 | 25-60/21-48 | .417/.438 | 6-11/7-20 | .545/.350 | 14-21/14-17 | .667/.824 | 35/35 | 12/11 |
| 02/16/23 | W | Stanford | 73-64 | 25-57/28-56 | .439/.500 | 7-22/6-16 | .318/.375 | 16-25/2-6 | .640/.333 | 32/34 | 13/14 |
| 02/18/23 | W | California | 78-43 | 30-58/11-50 | .517/.220 | 6-20/3-11 | .300/.273 | 12-15/18-23 | .800/.783 | 41/29 | 19/4 |
| 02/23/23 | W | at Utah | 78-71 | 32-63/26-60 | .508/.433 | 8-15/6-21 | .533/.286 | 6-14/13-18 | .429/.722 | 34/37 | 17/13 |
| 02/26/23 | W | at Colorado | 60-56 | 22-54/18-54 | .407/.333 | 1-14/7-22 | .071/.318 | 15-22/13-23 | .682/.565 | 35/40 | 6/11 |
| 03/02/23 | W | Arizona State | 79-61 | 26-62/21-50 | .419/.420 | 4-15/7-19 | .267/.368 | 23-27/12-20 | .852/.600 | 47/23 | 9/9 |
| 03/04/23 | W | (8) Arizona | 82-73 | 28-67/27-57 | .418/.474 | 6-22/8-20 | .273/.400 | 20-22/11-16 | .909/.688 | 38/32 | 13/12 |
| 03/09/23 | W | vs. Colorado | 80-69 | 25-55/26-51 | .455/.510 | 6-19/10-23 | .316/.435 | 24-31/7-11 | .774/.636 | 33/27 | 19/14 |
| 03/10/23 | W | vs. Oregon | 75-56 | 27-60/21-63 | .450/.333 | 9-19/3-19 | .474/.158 | 12-15/11-16 | .800/.688 | 30/40 | 10/7 |
| 03/11/23 | L | vs. (8) Arizona | 59-61 | 22-60/19-52 | .367/.365 | 4-19/6-20 | .211/.300 | 11-16/17-25 | .688/.680 | 32/37 | 7/11 |
| 03/16/23 | W | vs. UNC Asheville | 86-53 | 34-63/19-51 | .540/.373 | 5-16/6-20 | .313/.300 | 13-17/9-13 | .765/.692 | 40/25 | 24/9 |
| 03/18/23 | W | vs. Northwestern | 68-63 | 22-44/22-59 | .500/.373 | 6-15/6-22 | .400/.273 | 18-21/13-15 | .857/.867 | 28/34 | 17/11 |
| 03/23/23 | W | vs. (9) Gonzaga | 76-79 | 28-67/32-64 | .418/.500 | 7-18/6-16 | .389/.375 | 13-16/9-17 | .813/.529 | 26/50 | 14/15 |

2022-23 IN REVIEW

2022-23 POINTS-REBOUNDS-ASSISTS

| OPPONENT | DATE | 0 J. CLARK | 1 A. CANKA | 2 D. ANDREWS | 3 A. BONA | 4 W. MCLENDON | 5 A. BAILEY | 10 T. CAMPBELL | 12 M. ETIENNE |
|-------------------------------|----------|---------------|---------------|-----------------|--------------|------------------|----------------|-------------------|------------------|
| Sacramento State (Nov. 7) | 11/07/22 | 17-8-4 | 0-1-0 | 2-1-1 | DNP | DNP | 10-1-0 | 14-1-4 | 2-7-0 |
| Long Beach State (Nov. 11) | 11/11/22 | 16-7-5 | 2-0-0 | 2-1-1 | 8-8-1 | DNP | 14-5-1 | 18-1-2 | 2-1-1 |
| Norfolk State (Nov. 14) | 11/14/22 | 19-9-0 | 5-1-0 | 3-2-0 | 10-5-1 | DNP | 11-2-5 | 11-1-7 | 0-1-0 |
| vs. Illinois (Nov. 18) | 11/18/22 | 7-6-2 | DNP | 0-0-0 | 5-2-2 | DNP | 1-6-3 | 22-2-4 | DNP |
| vs. Baylor (Nov. 20) | 11/20/22 | 23-10-2 | 0-0-0 | 7-1-2 | 2-3-1 | DNP | 5-2-0 | 12-4-6 | 1-1-0 |
| Pepperdine (Nov. 23) | 11/23/22 | 12-6-2 | 6-1-1 | 3-5-2 | 11-7-1 | DNP | 19-3-4 | 11-2-1 | 4-3-0 |
| Bellarmino (Nov. 27) | 11/27/22 | DNP | 3-1-0 | 4-2-3 | 16-5-3 | DNP | 12-4-8 | 10-2-10 | DNP |
| at Stanford (Dec. 1) | 12/01/22 | 4-1-0 | 0-1-0 | 0-0-0 | 4-0-0 | DNP | 19-6-3 | 17-2-8 | 0-3-0 |
| Oregon (Dec. 4) | 12/04/22 | 14-4-1 | 0-1-0 | 6-0-0 | 0-4-0 | 0-0-0 | 14-5-1 | 10-5-2 | 0-2-0 |
| Denver (Dec. 10) | 12/10/22 | 24-4-0 | 4-1-1 | 11-4-6 | 8-3-1 | 3-2-2 | 4-4-2 | 7-4-4 | 0-0-1 |
| at Maryland (Dec. 14) | 12/14/22 | 19-6-3 | 0-0-0 | 4-0-2 | 14-7-0 | 3-0-1 | 4-2-3 | 9-1-1 | 2-0-0 |
| vs. Kentucky (Dec. 17) | 12/17/22 | 15-8-2 | DNP | 0-0-0 | 0-4-1 | 0-0-0 | 3-2-0 | 15-3-2 | 1-5-1 |
| UC Davis (Dec. 21) | 12/21/22 | 18-11-3 | 2-1-0 | 4-1-0 | 9-6-1 | 0-0-3 | 7-1-0 | 17-2-5 | DNP |
| at Washington State (Dec. 30) | 12/30/22 | 8-6-2 | DNP | 0-1-0 | 7-7-0 | 2-1-1 | DNP | 16-2-2 | 0-0-0 |
| at Washington (Jan. 1) | 01/01/23 | 2-11-1 | 4-4-1 | 0-0-1 | 18-2-0 | 0-0-1 | DNP | 15-3-11 | 4-2-0 |
| USC (Jan. 5) | 01/05/23 | 15-5-1 | DNP | 3-0-0 | 8-10-1 | 2-1-0 | DNP | 8-4-5 | DNP |
| Utah (Jan. 12) | 01/12/23 | 11-5-1 | 2-0-1 | 8-4-0 | 15-8-2 | 1-2-2 | DNP | 17-2-7 | 0-0-0 |
| Colorado (Jan. 14) | 01/14/23 | 18-8-4 | 0-0-0 | 0-2-0 | 9-5-2 | 0-0-0 | DNP | 11-5-3 | 0-0-0 |
| at Arizona State (Jan. 19) | 01/19/23 | 10-8-1 | 0-0-0 | 7-2-1 | 5-3-0 | 0-0-0 | DNP | 22-3-1 | 0-0-0 |
| at Arizona (Jan. 21) | 01/21/23 | 12-10-1 | DNP | 0-0-0 | 11-6-1 | 4-1-0 | DNP | 13-2-7 | 0-2-0 |
| at USC (Jan. 26) | 01/26/23 | 3-5-0 | DNP | DNP | 7-7-0 | 0-1-0 | 11-3-2 | 14-1-7 | 0-0-0 |
| Washington (Feb. 2) | 02/02/23 | 9-7-3 | 0-0-0 | 3-1-3 | 10-8-0 | DNP | 13-1-3 | 11-1-5 | DNP |
| Washington State (Feb. 4) | 02/04/23 | 12-4-1 | 0-1-0 | 4-3-3 | 9-3-0 | DNP | 10-4-1 | 4-3-9 | 3-2-0 |
| at Oregon State (Feb. 9) | 02/09/23 | 16-3-3 | 0-0-0 | 3-1-1 | 3-5-0 | 0-1-1 | 24-2-1 | 3-2-5 | 0-0-1 |
| at Oregon (Feb. 11) | 02/11/23 | 13-3-3 | DNP | 0-0-0 | 6-4-0 | 0-1-0 | 8-2-0 | 9-1-4 | 0-4-0 |
| Stanford (Feb. 16) | 02/16/23 | 16-6-2 | DNP | 3-0-2 | 8-4-2 | 3-3-0 | 0-3-2 | 7-2-2 | 0-1-0 |
| California (Feb. 18) | 02/18/23 | 13-5-3 | DNP | 6-0-1 | 6-4-1 | 4-4-2 | 16-9-3 | 7-2-5 | 0-6-1 |
| at Utah (Feb. 23) | 02/23/23 | 9-3-5 | DNP | 10-2-1 | 6-7-0 | 0-1-1 | 7-1-2 | 18-2-5 | 2-1-0 |
| at Colorado (Feb. 26) | 02/26/23 | 8-1-0 | DNP | 0-0-0 | 8-7-1 | 2-1-0 | 11-3-0 | 14-6-3 | 0-2-0 |
| Arizona State (March 2) | 03/02/23 | 15-11-1 | DNP | 0-0-1 | 8-11-0 | 0-2-1 | 2-9-2 | 18-3-4 | 2-2-0 |
| Arizona (March 4) | 03/04/23 | 11-0-0 | 0-0-0 | 0-0-0 | 3-4-1 | 0-2-2 | 6-5-1 | 21-5-4 | 2-6-1 |
| vs. Colorado (March 9) | 03/09/23 | DNP | 0-0-0 | 1-1-1 | 11-10-1 | 0-4-3 | 26-3-3 | 18-2-7 | 2-0-0 |
| vs. Oregon (March 10) | 03/10/23 | DNP | 0-2-0 | 4-0-1 | 4-4-0 | 0-1-0 | 9-6-2 | 28-3-6 | 0-2-0 |
| vs. Arizona (March 11) | 03/11/23 | DNP | DNP | 8-0-0 | DNP | 0-0-0 | 19-7-1 | 16-4-2 | 2-7-0 |
| vs. UNC Asheville (March 16) | 03/16/23 | DNP | 5-1-0 | 5-3-0 | DNP | 4-3-2 | 17-4-6 | 7-3-10 | 10-2-0 |
| vs. Northwestern (March 18) | 03/18/23 | DNP | DNP | 5-2-0 | 6-1-0 | 0-0-0 | 14-4-6 | 12-3-7 | 0-0-0 |
| vs. Gonzaga (March 23) | 03/18/23 | DNP | DNP | 3-0-0 | DNP | 0-0-0 | 19-5-0 | 14-2-9 | 1-0-1 |

2022-23 POINTS-REBOUNDS-ASSISTS

| OPPONENT | DATE | 14 K. NWUBA | 20 L. CREMONESI | 21 E. MANJIKIAN | 22 J. SEIDLER | 24 J. Jaquez Jr. | 34 D. SINGLETON | 43 R. STONG |
|-------------------------------|----------|----------------|--------------------|--------------------|------------------|---------------------|--------------------|----------------|
| Sacramento State (Nov. 7) | 11/07/22 | 4-3-0 | 0-0-0 | DNP | DNP | 14-7-2 | 13-2-1 | 0-0-0 |
| Long Beach State (Nov. 11) | 11/11/22 | 4-2-1 | 1-0-0 | DNP | DNP | 12-8-2 | 14-9-3 | 0-0-0 |
| Norfolk State (Nov. 14) | 11/14/22 | 2-3-3 | 0-0-0 | DNP | DNP | 12-2-4 | 11-2-0 | 2-2-0 |
| vs. Illinois (Nov. 18) | 11/18/22 | 0-1-0 | DNP | DNP | DNP | 20-8-5 | 15-5-1 | DNP |
| vs. Baylor (Nov. 20) | 11/20/22 | 2-3-0 | DNP | DNP | DNP | 15-2-3 | 8-2-1 | DNP |
| Pepperdine (Nov. 23) | 11/23/22 | 0-1-1 | 0-0-1 | 3-1-0 | DNP | 17-8-2 | 13-3-2 | 1-1-0 |
| Bellarmino (Nov. 27) | 11/27/22 | 4-0-0 | DNP | DNP | DNP | 27-7-0 | 5-4-2 | DNP |
| at Stanford (Dec. 1) | 12/01/22 | 0-4-0 | DNP | DNP | DNP | 27-4-1 | 9-2-1 | DNP |
| Oregon (Dec. 4) | 12/04/22 | 4-5-0 | DNP | DNP | DNP | 12-5-3 | 5-2-2 | DNP |
| Denver (Dec. 10) | 12/10/22 | 2-1-1 | DNP | 0-0-0 | DNP | 18-2-1 | 6-4-3 | 0-1-0 |
| at Maryland (Dec. 14) | 12/14/22 | 0-3-1 | DNP | DNP | DNP | 14-7-0 | 18-1-2 | 0-1-0 |
| vs. Kentucky (Dec. 17) | 12/17/22 | 2-3-0 | DNP | DNP | DNP | 19-12-4 | 8-1-1 | DNP |
| UC Davis (Dec. 21) | 12/21/22 | 4-3-0 | DNP | DNP | DNP | 14-8-3 | 6-3-0 | DNP |
| at Washington State (Dec. 30) | 12/30/22 | 0-0-0 | DNP | DNP | DNP | 20-8-0 | 14-2-0 | DNP |
| at Washington (Jan. 1) | 01/01/23 | 0-0-0 | 0-0-0 | DNP | DNP | 17-7-5 | 14-3-0 | DNP |
| USC (Jan. 5) | 01/05/23 | 0-2-0 | DNP | DNP | DNP | 12-7-2 | 12-4-3 | DNP |
| Utah (Jan. 12) | 01/12/23 | 0-3-1 | DNP | DNP | DNP | 8-12-6 | 6-1-1 | DNP |
| Colorado (Jan. 14) | 01/14/23 | 0-0-0 | DNP | DNP | DNP | 23-13-2 | 7-4-0 | DNP |
| at Arizona State (Jan. 19) | 01/19/23 | 0-1-0 | DNP | DNP | DNP | 9-6-5 | 21-4-1 | DNP |
| at Arizona (Jan. 21) | 01/21/23 | 0-2-2 | DNP | DNP | DNP | 12-11-2 | 0-2-0 | DNP |
| at USC (Jan. 26) | 01/26/23 | 0-1-0 | DNP | DNP | DNP | 15-8-2 | 14-5-2 | DNP |
| Washington (Feb. 2) | 02/02/23 | 0-0-0 | DNP | DNP | DNP | 15-10-1 | 9-5-0 | DNP |
| Washington State (Feb. 4) | 02/04/23 | 2-1-0 | 0-0-0 | DNP | DNP | 24-15-2 | 8-3-2 | 0-0-0 |
| at Oregon State (Feb. 9) | 02/09/23 | 0-2-0 | DNP | DNP | DNP | 7-12-2 | 6-1-0 | DNP |
| at Oregon (Feb. 11) | 02/11/23 | 0-1-0 | DNP | DNP | DNP | 25-12-3 | 9-3-2 | DNP |
| Stanford (Feb. 16) | 02/16/23 | 2-0-0 | DNP | DNP | DNP | 26-9-3 | 8-2-0 | DNP |
| California (Feb. 18) | 02/18/23 | DNP | 0-0-0 | DNP | DNP | 20-8-2 | 5-1-1 | 1-1-0 |
| at Utah (Feb. 23) | 02/23/23 | 0-0-0 | DNP | DNP | DNP | 23-8-3 | 3-3-0 | DNP |
| at Colorado (Feb. 26) | 02/26/23 | 0-2-0 | DNP | DNP | DNP | 17-5-2 | 0-2-0 | DNP |
| Arizona State (March 2) | 03/02/23 | 0-0-0 | 0-0-0 | DNP | DNP | 26-7-0 | 8-1-0 | 0-0-0 |
| Arizona (March 4) | 03/04/23 | 0-1-0 | DNP | DNP | DNP | 22-10-3 | 17-0-1 | 0-1-0 |
| vs. Colorado (March 9) | 03/09/23 | DNP | DNP | DNP | DNP | 16-9-2 | 6-2-2 | DNP |
| vs. Oregon (March 10) | 03/10/23 | 0-0-0 | DNP | DNP | DNP | 18-10-0 | 12-2-1 | DNP |
| vs. Arizona (March 11) | 03/11/23 | 1-3-1 | DNP | DNP | DNP | 13-10-2 | 0-1-1 | DNP |
| vs. UNC Asheville (March 16) | 03/16/23 | 10-4-1 | 0-2-1 | DNP | DNP | 17-8-1 | 11-2-3 | 0-1-0 |
| vs. Northwestern (March 18) | 03/18/23 | 2-2-0 | DNP | DNP | DNP | 24-8-4 | 5-6-0 | DNP |
| vs. Gonzaga (March 23) | 03/23/23 | 2-1-0 | DNP | DNP | DNP | 29-11-3 | 8-5-1 | DNP |

2022-23 PAC-12 CONFERENCE STATISTICS

Scoring Offense

| Team | G | W-L | PTS | AVG |
|----------------------|----|-------|------|------|
| 1. Arizona | 35 | 28-7 | 2866 | 82.0 |
| 2. UCLA | 37 | 31-6 | 2743 | 74.1 |
| 3. USC | 33 | 22-11 | 2391 | 72.5 |
| 4. Arizona State | 36 | 23-13 | 2559 | 71.1 |
| 5. Oregon | 36 | 21-15 | 2542 | 70.6 |
| 6. Stanford | 33 | 14-19 | 2321 | 70.3 |
| 7. Colorado | 35 | 18-17 | 2445 | 69.9 |
| 8. Washington | 32 | 16-16 | 2213 | 69.2 |
| 9. Utah | 32 | 17-15 | 2197 | 68.7 |
| 10. Washington State | 34 | 17-17 | 2324 | 68.4 |
| 11. Oregon State | 32 | 11-21 | 1959 | 61.2 |
| 12. California | 32 | 3-29 | 1866 | 58.3 |

Scoring Defense

| Team | G | PTS | AVG |
|---------------------|----|------|------|
| 1. UCLA | 37 | 2245 | 60.7 |
| 2. Utah | 32 | 2043 | 63.8 |
| 3. Washington State | 34 | 2235 | 65.7 |
| 4. Oregon | 36 | 2386 | 66.3 |
| 5. Oregon State | 32 | 2144 | 67.0 |
| 6. Colorado | 35 | 2348 | 67.1 |
| 7. USC | 33 | 2224 | 67.4 |
| 8. Arizona State | 36 | 2447 | 68.0 |
| 9. Stanford | 33 | 2256 | 68.4 |
| 10. California | 32 | 2243 | 70.1 |
| 11. Washington | 32 | 2250 | 70.3 |
| 12. Arizona | 35 | 2490 | 71.1 |

Scoring Margin

| Team | G | OFF | DEF | MAR |
|---------------------|----|------|------|-------|
| 1. UCLA | 36 | 74.1 | 60.7 | +13.4 |
| 2. Arizona | 35 | 81.9 | 71.1 | +10.8 |
| 3. USC | 33 | 72.5 | 67.4 | +5.1 |
| 4. Utah | 32 | 68.7 | 63.8 | +4.9 |
| 5. Oregon | 36 | 70.6 | 66.3 | +4.3 |
| 6. Arizona State | 36 | 71.1 | 68.0 | +3.1 |
| 7. Colorado | 35 | 70.0 | 67.1 | +2.9 |
| 8. Washington State | 34 | 68.4 | 65.7 | +2.7 |
| 9. Stanford | 33 | 70.3 | 68.4 | +1.9 |
| 10. Washington | 32 | 69.2 | 70.3 | -1.1 |
| 11. Oregon State | 32 | 61.2 | 67.0 | -5.8 |
| 12. California | 32 | 58.3 | 70.1 | -11.8 |

Free Throw Percentage

| Team | G | FTM | FTA | PCT |
|---------------------|----|-----|-----|------|
| 1. Oregon State | 32 | 415 | 551 | .753 |
| 2. Washington | 32 | 432 | 577 | .749 |
| 3. USC | 33 | 465 | 624 | .745 |
| 4. UCLA | 37 | 450 | 616 | .731 |
| 5. California | 32 | 386 | 534 | .723 |
| 6. Washington State | 34 | 388 | 542 | .716 |
| 7. Utah | 32 | 383 | 541 | .708 |
| 8. Arizona | 35 | 525 | 742 | .708 |
| 9. Oregon | 36 | 454 | 653 | .695 |
| 10. Colorado | 35 | 428 | 616 | .695 |
| 11. Stanford | 33 | 378 | 545 | .694 |
| 12. Arizona State | 36 | 465 | 675 | .689 |

Field Goal Percentage

| Team | G | FGM | FGA | PCT |
|---------------------|----|------|------|------|
| 1. Arizona | 35 | 1023 | 2072 | .494 |
| 2. UCLA | 37 | 1033 | 2245 | .460 |
| 3. USC | 33 | 855 | 1878 | .455 |
| 4. Stanford | 33 | 838 | 1853 | .452 |
| 5. Oregon | 36 | 916 | 2043 | .448 |
| 6. Colorado | 35 | 894 | 2059 | .434 |
| 7. Washington | 32 | 786 | 1823 | .431 |
| 8. Utah | 32 | 791 | 1851 | .427 |
| 9. Washington State | 34 | 813 | 1919 | .424 |
| 10. Arizona State | 36 | 910 | 2163 | .421 |
| 11. Oregon State | 32 | 676 | 1647 | .410 |
| 12. California | 32 | 662 | 1694 | .391 |

Field Goal Pct. Defense

| Team | G | FG | FGA | PCT |
|----------------------|----|-----|------|------|
| 1. USC | 33 | 776 | 1977 | .393 |
| 2. Utah | 32 | 764 | 1924 | .397 |
| 3. Arizona State | 36 | 836 | 2096 | .399 |
| 4. UCLA | 37 | 812 | 1992 | .408 |
| 5. Arizona | 35 | 905 | 2216 | .408 |
| 6. Oregon | 36 | 866 | 2119 | .409 |
| 7. Washington | 32 | 834 | 2005 | .416 |
| 8. Colorado | 35 | 842 | 1982 | .425 |
| 9. Oregon State | 32 | 745 | 1743 | .427 |
| 10. Stanford | 33 | 806 | 1819 | .443 |
| 11. Washington State | 34 | 836 | 1875 | .446 |
| 12. California | 32 | 801 | 1772 | .452 |

3-Point Field Goal Pct.

| Team | G | 3FG | 3FGA | PCT |
|---------------------|----|-----|------|------|
| 1. Arizona | 35 | 295 | 781 | .378 |
| 2. Washington State | 34 | 310 | 832 | .373 |
| 3. Stanford | 33 | 267 | 736 | .363 |
| 4. UCLA | 37 | 227 | 651 | .349 |
| 5. USC | 33 | 214 | 620 | .345 |
| 6. Utah | 32 | 232 | 696 | .333 |
| 7. Arizona State | 36 | 274 | 851 | .322 |
| 8. Colorado | 35 | 229 | 712 | .322 |
| 9. Oregon | 36 | 256 | 799 | .320 |
| 10. Oregon State | 32 | 192 | 605 | .317 |
| 11. Washington | 32 | 209 | 668 | .313 |
| 12. California | 32 | 156 | 524 | .298 |

3-Point FG Pct. Defense

| Team | G | 3FG | 3FGA | PCT |
|---------------------|----|-----|------|------|
| 1. Washington | 32 | 220 | 741 | .297 |
| 2. Utah | 32 | 204 | 676 | .302 |
| 3. UCLA | 37 | 240 | 772 | .311 |
| 4. Colorado | 35 | 217 | 676 | .321 |
| 5. Washington State | 34 | 194 | 603 | .322 |
| 6. Arizona | 35 | 277 | 858 | .323 |
| 7. USC | 33 | 245 | 733 | .334 |
| 8. California | 32 | 227 | 679 | .334 |
| 9. Oregon | 36 | 265 | 787 | .337 |
| 10. Oregon State | 32 | 225 | 665 | .338 |
| 11. Arizona State | 36 | 279 | 818 | .341 |
| 12. Stanford | 33 | 263 | 742 | .354 |

Rebounding Offense

| Team | G | REB | AVG |
|---------------------|----|------|-------|
| 1. Arizona | 35 | 1376 | 39.31 |
| 2. Utah | 32 | 1254 | 39.19 |
| 3. Oregon | 36 | 1354 | 37.61 |
| 4. Colorado | 35 | 1300 | 37.14 |
| 5. Arizona State | 36 | 1315 | 36.53 |
| 6. UCLA | 37 | 1307 | 35.32 |
| 7. USC | 33 | 1164 | 35.27 |
| 8. Washington State | 34 | 1183 | 34.79 |
| 9. Stanford | 33 | 1137 | 34.45 |
| 10. Washington | 32 | 1083 | 33.84 |
| 11. California | 32 | 1007 | 31.47 |
| 12. Oregon State | 32 | 996 | 31.13 |

Rebounding Margin

| Team | G | TEAM | OPP | MAR |
|---------------------|----|------|------|------|
| 1. Arizona | 35 | 1376 | 1163 | +6.1 |
| 2. Oregon | 36 | 1354 | 1165 | +5.3 |
| 3. Utah | 32 | 1254 | 1120 | +4.2 |
| 4. Colorado | 35 | 1300 | 1175 | +3.6 |
| 5. UCLA | 37 | 1307 | 1198 | +3.0 |
| 6. Stanford | 33 | 1137 | 1041 | +2.9 |
| 7. Washington State | 34 | 1183 | 1089 | +2.8 |
| 8. USC | 33 | 1164 | 1181 | -0.5 |
| 9. Arizona State | 36 | 1315 | 1382 | -1.9 |
| 10. Oregon State | 32 | 996 | 1075 | -2.5 |
| 11. California | 32 | 1007 | 1137 | -4.0 |
| 12. Washington | 32 | 1083 | 1218 | -4.2 |

Blocked Shots

| Team | G | BLK | AVG |
|----------------------|----|-----|-----|
| 1. Washington | 32 | 165 | 5.2 |
| 2. USC | 33 | 167 | 5.1 |
| 3. Oregon | 36 | 175 | 4.9 |
| 4. Arizona State | 36 | 170 | 4.7 |
| 5. Utah | 32 | 129 | 4.0 |
| 6. UCLA | 37 | 142 | 3.8 |
| 7. Colorado | 35 | 128 | 3.7 |
| 8. Stanford | 33 | 106 | 3.2 |
| 9. Arizona | 35 | 110 | 3.1 |
| 10. California | 32 | 100 | 3.1 |
| 11. Oregon State | 32 | 98 | 3.1 |
| 12. Washington State | 34 | 93 | 2.7 |

Assists

| Team | G | AST | AVG |
|---------------------|----|-----|------|
| 1. Arizona | 35 | 662 | 18.9 |
| 2. Stanford | 33 | 490 | 14.9 |
| 3. UCLA | 37 | 538 | 14.5 |
| 4. Utah | 32 | 462 | 14.4 |
| 5. Arizona State | 36 | 515 | 14.3 |
| 6. USC | 33 | 445 | 13.5 |
| 7. Oregon | 36 | 477 | 13.3 |
| 8. Colorado | 35 | 454 | 13.0 |
| 9. Washington State | 34 | 403 | 11.9 |
| 10. Washington | 32 | 368 | 11.5 |
| 11. Oregon State | 32 | 326 | 10.2 |
| 12. California | 32 | 308 | 9.6 |

Steals

| Team | G | STL | AVG |
|----------------------|----|-----|------|
| 1. UCLA | 37 | 310 | 8.38 |
| 2. Colorado | 35 | 261 | 7.46 |
| 3. Arizona State | 36 | 255 | 7.08 |
| 4. USC | 33 | 227 | 6.88 |
| 5. Washington | 32 | 220 | 6.88 |
| 6. Arizona | 35 | 213 | 6.09 |
| 7. Stanford | 33 | 188 | 5.70 |
| 8. Oregon | 36 | 201 | 5.58 |
| 9. Oregon State | 32 | 172 | 5.38 |
| 10. Utah | 32 | 161 | 5.03 |
| 11. Washington State | 34 | 166 | 4.88 |
| 12. California | 32 | 151 | 4.72 |

Assist/Turnover Ratio

| Team | G | AST | T/O | RATIO |
|---------------------|----|-----|-----|-------|
| 1. UCLA | 37 | 538 | 371 | 1.45 |
| 2. Arizona | 35 | 662 | 468 | 1.41 |
| 3. Arizona State | 36 | 515 | 422 | 1.22 |
| 4. Utah | 32 | 462 | 385 | 1.20 |
| 5. Stanford | 33 | 490 | 413 | 1.19 |
| 6. USC | 33 | 445 | 410 | 1.09 |
| 7. Oregon | 36 | 477 | 440 | 1.08 |
| 8. Washington State | 34 | 403 | 408 | 0.99 |
| 9. Colorado | 35 | 454 | 463 | 0.98 |
| 10. Washington | 32 | 368 | 448 | 0.82 |
| 11. Oregon State | 32 | 326 | 429 | 0.76 |
| 12. California | 32 | 308 | 417 | 0.74 |

Scoring

| Player | School | Cl. | G | FG | 3FG | FT | PTS | PPG |
|---------------------------|--------|-----|----|-----|-----|-----|-----|-------|
| 1. Azuolas Tubelis | ARIZ | Jr. | 35 | 274 | 10 | 136 | 694 | 19.83 |
| 2. Jaime Jaquez Jr. | UCLA | Sr. | 37 | 261 | 33 | 104 | 659 | 17.81 |
| 3. Keion Brooks Jr. | WASH | Sr. | 30 | 186 | 32 | 127 | 531 | 17.70 |
| 4. Boogie Ellis | USC | Sr. | 33 | 190 | 83 | 120 | 583 | 17.67 |
| 5. Brandon Carlson | UTAH | Sr. | 31 | 185 | 41 | 96 | 507 | 16.35 |
| 6. Tristan da Silva | COLO | Jr. | 35 | 211 | 54 | 80 | 556 | 15.89 |
| 7. KJ Simpson | COLO | So. | 29 | 158 | 37 | 107 | 460 | 15.86 |
| 8. T.J. Bamba | WSU | Jr. | 31 | 166 | 55 | 103 | 490 | 15.81 |
| 9. Mouhamed Gueye | WSU | So. | 33 | 186 | 11 | 89 | 472 | 14.30 |
| 10. Oumar Ballo | ARIZ | Jr. | 35 | 189 | 0 | 118 | 496 | 14.17 |
| 11. Spencer Jones | STAN | Sr. | 32 | 164 | 72 | 50 | 450 | 14.06 |
| 12. Drew Peterson | USC | 5th | 33 | 164 | 48 | 82 | 458 | 13.88 |
| 13. Desmond Cambridge Jr. | ASU | 5th | 34 | 164 | 82 | 54 | 464 | 13.65 |
| 14. Tyger Campbell | UCLA | Sr. | 37 | 171 | 53 | 101 | 496 | 13.41 |
| 15. N'Faly Dante | ORE | Sr. | 31 | 172 | 0 | 71 | 415 | 13.39 |

Rebounding

| Player | School | Cl. | G | OFF | DEF | TOTAL | AVG |
|----------------------|--------|-----|----|-----|-----|-------|------|
| 1. Azuolas Tubelis | ARIZ | Jr. | 35 | 93 | 227 | 320 | 9.14 |
| 2. Oumar Ballo | ARIZ | Jr. | 35 | 80 | 222 | 302 | 8.63 |
| 3. N'Faly Dante | ORE | Sr. | 31 | 94 | 166 | 260 | 8.39 |
| 4. Mouhamed Gueye | WSU | So. | 33 | 111 | 165 | 276 | 8.36 |
| 5. Jaime Jaquez Jr. | UCLA | Sr. | 37 | 95 | 209 | 304 | 8.22 |
| 6. Brandon Carlson | UTAH | Sr. | 31 | 64 | 168 | 232 | 7.48 |
| 7. Braxton Meah | WASH | Jr. | 31 | 72 | 150 | 222 | 7.16 |
| 8. Warren Washington | ASU | Sr. | 34 | 69 | 164 | 233 | 6.85 |
| 9. Keion Brooks Jr. | WASH | Sr. | 30 | 46 | 155 | 201 | 6.70 |
| 10. Marco Anthony | UTAH | 5th | 29 | 70 | 124 | 194 | 6.69 |
| 11. Drew Peterson | USC | 5th | 33 | 29 | 177 | 206 | 6.24 |
| 12. Maxime Raynaud | STAN | So. | 33 | 62 | 139 | 201 | 6.09 |
| 13. Jaylen Clark | UCLA | Jr. | 30 | 58 | 123 | 181 | 6.03 |
| 14. DJ Rodman | WSU | Sr. | 31 | 66 | 114 | 180 | 5.81 |
| 15. Harrison Ingram | STAN | So. | 33 | 60 | 131 | 191 | 5.79 |

Field Goal Percentage (minimum 3.0 made per game)

| Player | Team | Cl. | G | FGM | FGA | PCT |
|----------------------|------|-----|----|-----|-----|------|
| 1. Braxton Meah | WASH | Jr. | 31 | 108 | 153 | .706 |
| 2. Adem Bona | UCLA | Fr. | 33 | 104 | 154 | .675 |
| 3. Oumar Ballo | ARIZ | Jr. | 35 | 189 | 292 | .647 |
| 4. N'Faly Dante | ORE | Sr. | 31 | 172 | 280 | .614 |
| 5. Azuolas Tubelis | ARIZ | Jr. | 35 | 274 | 481 | .570 |
| 6. Warren Washington | ASU | Sr. | 34 | 121 | 215 | .563 |
| 7. Maxime Raynaud | STAN | So. | 33 | 128 | 237 | .540 |
| 8. Brandon Angel | STAN | Jr. | 33 | 112 | 217 | .516 |
| 9. Devan Cambridge | ASU | Sr. | 36 | 130 | 258 | .504 |
| 10. Tristan da Silva | COLO | Jr. | 3 | | | |

2022-23 PAC-12 CONFERENCE STATISTICS

Free Throw Percentage (minimum 2.0 made per game)

| Player | Team | Cl. | G | FTM | FTA | PCT |
|----------------------|------|-----|----|-----|-----|------|
| 1. Tyger Campbell | UCLA | Sr. | 37 | 101 | 118 | .856 |
| 2. Kobe Johnson | USC | So. | 33 | 69 | 82 | .841 |
| 3. Pelle Larsson | ARIZ | Jr. | 35 | 111 | 133 | .835 |
| 4. Kuany Kuany | CAL | Sr. | 32 | 93 | 113 | .823 |
| 5. KJ Simpson | COLO | So. | 29 | 107 | 131 | .817 |
| 6. DJ Horne | ASU | Jr. | 35 | 71 | 87 | .816 |
| 7. Will Richardson | ORE | 5th | 33 | 68 | 84 | .810 |
| 8. Boogie Ellis | USC | Sr. | 33 | 120 | 149 | .805 |
| 9. Glenn Taylor Jr. | OSU | So. | 32 | 125 | 156 | .801 |
| 10. Keion Brooks Jr. | WASH | Sr. | 30 | 127 | 160 | .794 |
| 11. Branden Carlson | UTAH | Sr. | 31 | 96 | 124 | .774 |
| 12. Jaime Jaquez Jr. | UCLA | Sr. | 37 | 104 | 135 | .770 |
| 13. Azuolas Tubelis | ARIZ | Jr. | 35 | 136 | 178 | .764 |
| 14. Tristan da Silva | COLO | Jr. | 35 | 80 | 106 | .755 |
| 15. Drew Peterson | USC | 5th | 33 | 82 | 109 | .752 |

Assists

| Player | Team | Cl. | G | AST | APG |
|-----------------------|------|-----|----|-----|------|
| 1. Kerr Kriisa | ARIZ | Jr. | 35 | 180 | 5.14 |
| 2. Will Richardson | ORE | 5th | 33 | 168 | 5.09 |
| 3. Tyger Campbell | UCLA | Sr. | 37 | 186 | 5.03 |
| 4. Rollie Worster | UTAH | Jr. | 30 | 149 | 4.97 |
| 5. Drew Peterson | USC | 5th | 33 | 143 | 4.33 |
| 6. Frankie Collins | ASU | So. | 35 | 151 | 4.31 |
| 7. KJ Simpson | COLO | So. | 29 | 111 | 3.83 |
| 8. Harrison Ingram | STAN | So. | 33 | 121 | 3.67 |
| 9. Courtney Ramey | ARIZ | 5th | 32 | 114 | 3.56 |
| 10. Joel Brown | CAL | Sr. | 32 | 101 | 3.16 |
| 11. Michael O'Connell | STAN | Jr. | 33 | 103 | 3.12 |
| 12. Keyon Menifield | WASH | Fr. | 32 | 99 | 3.09 |
| 13. Boogie Ellis | USC | Sr. | 33 | 102 | 3.09 |
| 14. Pelle Larsson | ARIZ | Jr. | 35 | 107 | 3.06 |
| 15. Justin Powell | WSU | Jr. | 34 | 96 | 2.82 |

Steals

| Player | Team | Cl. | G | STL | SPG |
|--------------------------|------|-----|----|-----|------|
| 1. Jaylen Clark | UCLA | Jr. | 30 | 78 | 2.60 |
| 2. Kobe Johnson | USC | So. | 33 | 72 | 2.18 |
| 3. Desmond Cambridge Jr. | ASU | 5th | 34 | 57 | 1.68 |
| 4. Jaime Jaquez Jr. | UCLA | Sr. | 37 | 57 | 1.54 |
| 5. Will Richardson | ORE | 5th | 33 | 49 | 1.48 |
| 6. KJ Simpson | COLO | So. | 29 | 43 | 1.48 |
| 7. Boogie Ellis | USC | Sr. | 33 | 46 | 1.39 |
| 8. Frankie Collins | ASU | So. | 35 | 46 | 1.31 |
| 9. Tristan da Silva | COLO | Jr. | 35 | 44 | 1.26 |
| 10. Tyger Campbell | UCLA | Sr. | 37 | 46 | 1.24 |
| 11. Koren Johnson | WASH | So. | 29 | 34 | 1.17 |
| 12. Spencer Jones | STAN | Sr. | 32 | 37 | 1.16 |
| 13. Azuolas Tubelis | ARIZ | Jr. | 35 | 40 | 1.14 |
| 14. Amari Bailey | UCLA | Fr. | 30 | 34 | 1.13 |
| 15. Keyon Menifield | WASH | Fr. | 32 | 36 | 1.13 |

Blocked Shots

| Player | Team | Cl. | G | BLK | BPG |
|----------------------|------|-----|----|-----|------|
| 1. Joshua Morgan | USC | Jr. | 29 | 63 | 2.17 |
| 2. Branden Carlson | UTAH | Sr. | 31 | 63 | 2.03 |
| 3. Warren Washington | ASU | Sr. | 34 | 60 | 1.76 |
| 4. Adem Bona | UCLA | Fr. | 33 | 57 | 1.73 |
| 5. Braxton Meah | WASH | Jr. | 31 | 50 | 1.61 |
| 6. N'Faly Dante | ORE | Sr. | 31 | 43 | 1.39 |
| 7. Kel'el Ware | ORE | Fr. | 35 | 45 | 1.29 |
| 8. Oumar Ballo | ARIZ | Jr. | 35 | 45 | 1.29 |
| 9. Keion Brooks Jr. | WASH | Sr. | 30 | 37 | 1.23 |
| 10. Nate Bittle | ORE | So. | 28 | 34 | 1.21 |
| 11. Lawson Lovering | COLO | So. | 34 | 33 | 0.97 |
| 12. Spencer Jones | STAN | Sr. | 32 | 29 | 0.91 |
| 13. Mouhamed Gueye | WSU | So. | 33 | 28 | 0.85 |
| 14. Devan Cambridge | ASU | Sr. | 36 | 28 | 0.78 |
| 15. Drew Peterson | USC | 5th | 33 | 25 | 0.76 |

includes Pac-12 Conference games only

Scoring Offense

| Team | G | W-L | PTS | AVG |
|---------------------|----|-------|------|------|
| 1. Arizona | 20 | 14-6 | 1551 | 77.6 |
| 2. USC | 20 | 14-6 | 1452 | 72.6 |
| 3. Oregon | 20 | 12-8 | 1426 | 71.3 |
| 4. Stanford | 20 | 7-13 | 1404 | 70.2 |
| 5. UCLA | 20 | 18-2 | 1400 | 70.0 |
| 6. Arizona State | 20 | 11-9 | 1375 | 68.8 |
| 7. Washington | 20 | 8-12 | 1367 | 68.4 |
| 8. Washington State | 20 | 11-9 | 1343 | 67.2 |
| 9. Utah | 20 | 10-10 | 1310 | 65.5 |
| 10. Colorado | 20 | 8-12 | 1297 | 64.9 |
| 11. Oregon State | 20 | 5-15 | 1181 | 59.1 |
| 12. California | 20 | 2-18 | 1164 | 58.2 |

Scoring Defense

| Team | G | PTS | AVG |
|---------------------|----|------|------|
| 1. UCLA | 20 | 1186 | 59.3 |
| 2. Colorado | 20 | 1289 | 64.5 |
| 3. Utah | 20 | 1295 | 64.8 |
| 4. Washington State | 20 | 1321 | 66.1 |
| 5. USC | 20 | 1336 | 66.8 |
| 6. Oregon | 20 | 1350 | 67.5 |
| 7. Oregon State | 20 | 1367 | 68.4 |
| 8. Arizona State | 20 | 1385 | 69.3 |
| 9. Stanford | 20 | 1417 | 70.9 |
| 10. Arizona | 20 | 1419 | 71.0 |
| 11. Washington | 20 | 1446 | 72.3 |
| 12. California | 20 | 1459 | 73.0 |

Scoring Margin

| Team | G | OFF | DEF | MAR |
|---------------------|----|------|------|-------|
| 1. UCLA | 20 | 70.0 | 59.3 | +10.7 |
| 2. Arizona | 20 | 77.6 | 71.0 | +6.6 |
| 3. USC | 20 | 72.6 | 66.8 | +5.8 |
| 4. Oregon | 20 | 71.3 | 67.5 | +3.8 |
| 5. Washington State | 20 | 67.2 | 66.1 | +1.1 |
| 6. Utah | 20 | 65.5 | 64.8 | +0.7 |
| 7. Colorado | 20 | 64.9 | 64.5 | +0.4 |
| 8. Arizona State | 20 | 68.8 | 69.3 | -0.5 |
| 9. Stanford | 20 | 70.2 | 70.9 | -0.7 |
| 10. Washington | 20 | 68.4 | 72.3 | -3.9 |
| 11. Oregon State | 20 | 59.1 | 68.4 | -9.3 |
| 12. California | 20 | 58.2 | 73.0 | -14.8 |

Free Throw Percentage

| Team | G | FTM | FTA | PCT |
|---------------------|----|-----|-----|------|
| 1. USC | 20 | 283 | 366 | .773 |
| 2. Oregon State | 20 | 230 | 303 | .759 |
| 3. Oregon | 20 | 237 | 316 | .750 |
| 4. Washington | 20 | 257 | 346 | .743 |
| 5. UCLA | 20 | 246 | 337 | .730 |
| 6. Utah | 20 | 225 | 313 | .719 |
| 7. Colorado | 20 | 236 | 333 | .709 |
| 8. Arizona State | 20 | 220 | 313 | .703 |
| 9. Washington State | 20 | 222 | 316 | .703 |
| 10. Arizona | 20 | 278 | 396 | .702 |
| 11. California | 20 | 220 | 315 | .698 |
| 12. Stanford | 20 | 195 | 290 | .672 |

Field Goal Percentage

| Team | G | FGM | FGA | PCT |
|---------------------|----|-----|------|------|
| 1. Oregon | 20 | 523 | 1137 | .460 |
| 2. Arizona | 20 | 552 | 1202 | .459 |
| 3. Stanford | 20 | 519 | 1143 | .454 |
| 4. USC | 20 | 519 | 1143 | .454 |
| 5. UCLA | 20 | 517 | 1182 | .437 |
| 6. Washington | 20 | 486 | 1146 | .424 |
| 7. Arizona State | 20 | 507 | 1223 | .415 |
| 8. Washington State | 20 | 472 | 1145 | .412 |
| 9. Colorado | 20 | 468 | 1138 | .411 |
| 10. Utah | 20 | 470 | 1157 | .406 |
| 11. Oregon State | 20 | 411 | 1033 | .398 |
| 12. California | 20 | 420 | 1106 | .380 |

Field Goal Pct. Defense

| Team | G | FG | FGA | PCT |
|---------------------|----|-----|------|------|
| 1. USC | 20 | 470 | 1199 | .392 |
| 2. UCLA | 20 | 422 | 1037 | .407 |
| 3. Arizona State | 20 | 473 | 1154 | .410 |
| 4. Arizona | 20 | 516 | 1245 | .414 |
| 5. Utah | 20 | 493 | 1182 | .417 |
| 6. Washington | 20 | 534 | 1279 | .418 |
| 7. Colorado | 20 | 467 | 1094 | .427 |
| 8. Oregon | 20 | 491 | 1145 | .429 |
| 9. Washington State | 20 | 496 | 1123 | .442 |
| 10. Oregon State | 20 | 479 | 1071 | .447 |
| 11. Stanford | 20 | 501 | 1099 | .456 |
| 12. California | 20 | 522 | 1122 | .465 |

3-Point Field Goal Pct.

| Team | G | 3FGM | 3FGA | PCT |
|---------------------|----|------|------|------|
| 1. Stanford | 20 | 171 | 451 | .379 |
| 2. Arizona | 20 | 169 | 470 | .360 |
| 3. Washington State | 20 | 177 | 499 | .355 |
| 4. USC | 20 | 129 | 374 | .345 |
| 5. UCLA | 20 | 120 | 357 | .336 |
| 6. Oregon State | 20 | 129 | 386 | .334 |
| 7. Oregon | 20 | 143 | 438 | .326 |
| 8. Utah | 20 | 145 | 455 | .319 |
| 9. California | 20 | 104 | 328 | .317 |
| 10. Colorado | 20 | 125 | 400 | .313 |
| 11. Washington | 20 | 138 | 442 | .312 |
| 12. Arizona State | 20 | 141 | 479 | .294 |

3-Point FG Pct. Defense

| Team | G | 3FGM | 3FGA | PCT |
|---------------------|----|------|------|------|
| 1. Colorado | 20 | 111 | 368 | .302 |
| 2. Utah | 20 | 129 | 418 | .309 |
| 3. UCLA | 20 | 126 | 403 | .313 |
| 4. Washington | 20 | 141 | 449 | .314 |
| 5. Arizona | 20 | 152 | 473 | .321 |
| 6. Washington State | 20 | 117 | 361 | .324 |
| 7. California | 20 | 146 | 436 | .335 |
| 8. USC | 20 | 148 | 431 | .343 |
| 9. Arizona State | 20 | 163 | 469 | .348 |
| 10. Oregon State | 20 | 147 | 417 | .353 |
| 11. Oregon | 20 | 137 | 387 | .354 |
| 12. Stanford | 20 | 174 | 467 | .373 |

Rebounding Offense

| Team | G | REB | AVG |
|---------------------|----|-----|-------|
| 1. Arizona | 20 | 768 | 38.40 |
| 2. Utah | 20 | 752 | 37.60 |
| 3. Colorado | 20 | 724 | 36.20 |
| 4. UCLA | 20 | 722 | 36.10 |
| 5. Oregon | 20 | 710 | 35.50 |
| 6. Arizona State | 20 | 704 | 35.20 |
| 7. USC | 20 | 699 | 34.95 |
| 8. Washington State | 20 | 695 | 34.75 |
| 9. Washington | 20 | 675 | 33.75 |
| 10. Stanford | 20 | 665 | 33.25 |
| 11. California | 20 | 638 | 31.90 |
| 12. Oregon State | 20 | 615 | 30.75 |

Rebounding Margin

| Team | G | TEAM | OPP | MAR |
|---------------------|----|------|-----|------|
| 1. UCLA | 20 | 722 | 617 | +5.3 |
| 2. Oregon | 20 | 710 | 635 | +3.8 |
| 3. Colorado | 20 | 724 | 666 | +2.9 |
| 4. Arizona | 20 | 768 | 713 | +2.8 |
| 5. Utah | 20 | 752 | 710 | +2.1 |
| 6. Stanford | 20 | 665 | 640 | +1.3 |
| 7. Washington State | 20 | 695 | 680 | +0.8 |
| 8. USC | 20 | 699 | 709 | -0.5 |
| 9. Oregon State | 20 | 615 | 684 | -3.5 |
| 10. Arizona State | 20 | 704 | 790 | -4.3 |
| 11. California | 20 | 638 | 737 | -5.0 |
| 12. Washington | 20 | 675 | 786 | -5.6 |

Blocked Shots

| Team | G | BLK | AVG |
|---------------------|----|-----|-----|
| 1. USC | 20 | 105 | 5.3 |
| 2. Washington | 20 | 97 | 4.9 |
| 3. Arizona State | 20 | 89 | 4.5 |
| 4. Oregon | 20 | 83 | 4.2 |
| 5. UCLA | 20 | 77 | 3.9 |
| 6. Colorado | 20 | 73 | 3.7 |
| 7. Utah | 20 | 63 | 3.2 |
| 8. Arizona | 20 | 62 | 3.1 |
| 9. Washington State | 20 | 57 | 2.9 |
| 10. California | 20 | 56 | 2.8 |
| 11. Stanford | 20 | 52 | 2.6 |
| 12. Oregon State | 20 | 49 | 2.5 |

Assists

| Team | G | AST | AVG |
|----------------------|----|-----|------|
| 1. Arizona | 20 | 366 | 18.3 |
| 2. Stanford | 20 | 306 | 15.3 |
| 3. Colorado | 20 | 279 | 14.0 |
| 4. Arizona State | 20 | 278 | 13.9 |
| 5. Oregon | 20 | 264 | 13.2 |
| 6. UCLA | 20 | 262 | 13.1 |
| 7. USC | 20 | 253 | 12.7 |
| 8. Colorado | 20 | 244 | 12.2 |
| 9. Washington | 20 | 240 | 12.0 |
| 10. Washington State | 20 | 225 | 11.3 |
| 11. Oregon State | 20 | 187 | 9.4 |
| 12. California | 20 | 187 | 9.4 |

2022-23 PAC-12 CONFERENCE STATISTICS

includes Pac-12 Conference games only

Steals

| Team | G | STL | AVG |
|----------------------|----|-----|------|
| 1. UCLA | 20 | 159 | 7.95 |
| 2. Arizona State | 20 | 157 | 7.85 |
| 3. Colorado | 20 | 146 | 7.30 |
| 4. Washington | 20 | 140 | 7.00 |
| 5. USC | 20 | 136 | 6.80 |
| 6. Arizona | 20 | 122 | 6.10 |
| 7. Oregon | 20 | 119 | 5.95 |
| 8. Stanford | 20 | 114 | 5.70 |
| 9. Utah | 20 | 109 | 5.45 |
| 10. Oregon State | 20 | 106 | 5.30 |
| 11. Washington State | 20 | 101 | 5.05 |
| 12. California | 20 | 94 | 4.70 |

Assist/Turnover Ratio

| Team | G | AST | T/O | RATIO |
|---------------------|----|-----|-----|-------|
| 1. Arizona | 20 | 366 | 246 | 1.49 |
| 2. Stanford | 20 | 306 | 236 | 1.30 |
| 3. Utah | 20 | 279 | 230 | 1.21 |
| 4. Arizona State | 20 | 278 | 234 | 1.19 |
| 5. UCLA | 20 | 262 | 221 | 1.19 |
| 6. USC | 20 | 253 | 218 | 1.16 |
| 7. Oregon | 20 | 264 | 232 | 1.14 |
| 8. Washington State | 20 | 225 | 222 | 1.01 |
| 9. Colorado | 20 | 244 | 281 | 0.87 |
| 10. Washington | 20 | 240 | 293 | 0.82 |
| 11. California | 20 | 187 | 242 | 0.77 |
| 12. Oregon State | 20 | 187 | 270 | 0.69 |

Free Throw Percentage (minimum 2.0 made per game)

| Player | Team | Cl. | G | FTM | FTA | PCT |
|------------------------|------|-----|----|-----|-----|------|
| 1. Pelle Larsson | ARIZ | Jr. | 20 | 62 | 70 | .886 |
| 2. Kobe Johnson | USC | So. | 20 | 46 | 54 | .852 |
| 3. Tyger Campbell | UCLA | Sr. | 20 | 49 | 58 | .845 |
| 4. Glenn Taylor Jr. | OSU | So. | 20 | 67 | 80 | .838 |
| 5. Boogie Ellis | USC | Sr. | 20 | 77 | 92 | .837 |
| 6. Brandon Carlson | UTAH | Sr. | 19 | 65 | 78 | .833 |
| 7. KJ Simpson | COLO | So. | 18 | 65 | 78 | .833 |
| 8. DJ Rodman | WSU | Sr. | 18 | 40 | 49 | .816 |
| 9. Keion Brooks Jr. | WASH | Sr. | 20 | 84 | 103 | .816 |
| 10. Drew Peterson | USC | 5th | 20 | 44 | 54 | .815 |
| 11. Kuany Kuany | CAL | Sr. | 20 | 51 | 63 | .810 |
| 12. Jermaine Couisnard | ORE | Sr. | 17 | 44 | 55 | .800 |
| 13. Jaime Jaquez Jr. | UCLA | Sr. | 20 | 68 | 86 | .791 |
| 14. Tristan da Silva | COLO | Jr. | 20 | 49 | 63 | .778 |
| 15. Azuolas Tubelis | ARIZ | Jr. | 20 | 87 | 113 | .770 |

Scoring

| Player | School | Cl. | G | FG | 3FG | FT | PTS | PPG |
|--------------------------|--------|-----|----|-----|-----|----|-----|-------|
| 1. Azuolas Tubelis | ARIZ | Jr. | 20 | 154 | 5 | 87 | 400 | 20.00 |
| 2. Boogie Ellis | USC | Sr. | 20 | 121 | 54 | 77 | 373 | 18.65 |
| 3. Keion Brooks Jr. | WASH | Sr. | 20 | 131 | 23 | 84 | 369 | 18.45 |
| 4. Jaime Jaquez Jr. | UCLA | Sr. | 20 | 135 | 22 | 68 | 360 | 18.00 |
| 5. Brandon Carlson | UTAH | Sr. | 19 | 108 | 27 | 65 | 308 | 16.21 |
| 6. Tristan da Silva | COLO | Jr. | 20 | 121 | 32 | 49 | 323 | 16.15 |
| 7. Mouhamed Gueye | WSU | So. | 20 | 121 | 9 | 60 | 311 | 15.55 |
| 8. Spencer Jones | STAN | Sr. | 20 | 112 | 49 | 34 | 307 | 15.35 |
| 9. Desmond Cambridge Jr. | ASU | 5th | 20 | 103 | 50 | 37 | 293 | 14.65 |
| 10. TJ Bamba | WSU | Jr. | 17 | 87 | 23 | 51 | 248 | 14.59 |
| 11. KJ Simpson | COLO | So. | 18 | 90 | 17 | 65 | 262 | 14.56 |
| 12. Drew Peterson | USC | 5th | 20 | 105 | 31 | 44 | 285 | 14.25 |
| 13. N'Faly Dante | ORE | Sr. | 19 | 112 | 0 | 40 | 264 | 13.89 |
| 14. Jermaine Couisnard | ORE | Sr. | 17 | 73 | 31 | 44 | 221 | 13.00 |
| 15. Tyger Campbell | UCLA | Sr. | 20 | 87 | 32 | 49 | 255 | 12.75 |

Assists

| Player | Team | Cl. | G | AST | APG |
|---------------------------|------|-----|----|-----|------|
| 1. Kerr Kriisa | ARIZ | Jr. | 20 | 105 | 5.25 |
| 2. Rollie Worster | UTAH | Jr. | 18 | 91 | 5.06 |
| 3. Tyger Campbell | UCLA | Sr. | 20 | 99 | 4.95 |
| 4. Will Richardson | ORE | Sr. | 20 | 95 | 4.75 |
| 5. Harrison Ingram | STAN | So. | 20 | 82 | 4.10 |
| 6. Courtney Ramey | ARIZ | 5th | 20 | 80 | 4.00 |
| 7. KJ Simpson | COLO | So. | 18 | 68 | 3.78 |
| 8. Drew Peterson | USC | 5th | 20 | 75 | 3.75 |
| 9. Frankie Collins | ASU | So. | 19 | 71 | 3.74 |
| 10. Michael O'Connell | STAN | Jr. | 20 | 72 | 3.60 |
| 11. Keyon Menifield | WASH | Fr. | 20 | 67 | 3.35 |
| 12. Joel Brown | CAL | Sr. | 20 | 64 | 3.20 |
| 13. Boogie Ellis | USC | Sr. | 20 | 63 | 3.15 |
| 14. Lazar Stefanovic | UTAH | So. | 20 | 57 | 2.85 |
| 15. Desmond Cambridge Jr. | ASU | 5th | 20 | 54 | 2.70 |

Rebounding

| Player | School | Cl. | G | OFF | DEF | TOTAL | AVG |
|----------------------|--------|-----|----|-----|-----|-------|------|
| 1. Azuolas Tubelis | ARIZ | Jr. | 20 | 55 | 134 | 189 | 9.45 |
| 2. N'Faly Dante | ORE | Sr. | 19 | 61 | 110 | 171 | 9.00 |
| 3. Mouhamed Gueye | WSU | So. | 20 | 72 | 105 | 177 | 8.85 |
| 4. Jaime Jaquez Jr. | UCLA | Sr. | 20 | 62 | 115 | 177 | 8.85 |
| 5. Oumar Ballo | ARIZ | Jr. | 20 | 47 | 115 | 162 | 8.10 |
| 6. Braxton Meah | WASH | Jr. | 19 | 44 | 104 | 148 | 7.79 |
| 7. Brandon Carlson | UTAH | Sr. | 19 | 40 | 96 | 136 | 7.16 |
| 8. Keion Brooks Jr. | WASH | Sr. | 20 | 37 | 105 | 142 | 7.10 |
| 9. Warren Washington | ASU | Sr. | 18 | 29 | 92 | 121 | 6.72 |
| 10. Marco Anthony | UTAH | 5th | 20 | 50 | 84 | 134 | 6.70 |
| 11. Harrison Ingram | STAN | So. | 20 | 44 | 82 | 126 | 6.30 |
| 12. Luke O'Brien | COLO | Jr. | 20 | 35 | 88 | 123 | 6.15 |
| 13. Maxime Raynaud | STAN | So. | 20 | 41 | 79 | 120 | 6.00 |
| 14. DJ Rodman | WSU | Sr. | 18 | 38 | 67 | 105 | 5.83 |
| 15. Drew Peterson | USC | 5th | 20 | 19 | 94 | 113 | 5.65 |

Steals

| Player | Team | Cl. | G | STL | SPG |
|--------------------------|------|-----|----|-----|------|
| 1. Jaylen Clark | UCLA | Jr. | 20 | 47 | 2.35 |
| 2. Kobe Johnson | USC | So. | 20 | 45 | 2.25 |
| 3. Desmond Cambridge Jr. | ASU | Sr. | 20 | 38 | 1.90 |
| 4. Will Richardson | ORE | 5th | 20 | 31 | 1.55 |
| 5. Jaime Jaquez Jr. | UCLA | Sr. | 20 | 28 | 1.40 |
| Boogie Ellis | USC | Sr. | 20 | 28 | 1.40 |
| 6. KJ Simpson | COLO | So. | 18 | 25 | 1.39 |
| 7. Frankie Collins | ASU | So. | 19 | 26 | 1.37 |
| 9. Koren Johnson | WASH | Fr. | 18 | 24 | 1.33 |
| 10. Lazar Stefanovic | UTAH | So. | 20 | 26 | 1.30 |
| Tristan da Silva | COLO | Jr. | 20 | 26 | 1.30 |
| Spencer Jones | STAN | Sr. | 20 | 26 | 1.30 |
| 13. DJ Home | ASU | Jr. | 19 | 24 | 1.26 |
| 14. Jamal Bey | WASH | 5th | 19 | 23 | 1.21 |
| 15. Courtney Ramey | ARIZ | 5th | 20 | 24 | 1.20 |

Field Goal Percentage (minimum 3.0 made per game)

| Player | Team | Cl. | G | FGM | FGA | PCT |
|----------------------|------|-----|----|-----|-----|------|
| 1. Braxton Meah | WASH | Jr. | 19 | 69 | 94 | .734 |
| 2. Adem Bona | UCLA | Fr. | 20 | 60 | 88 | .682 |
| 3. N'Faly Dante | ORE | Sr. | 19 | 112 | 171 | .655 |
| 4. Oumar Ballo | ARIZ | Jr. | 20 | 90 | 153 | .588 |
| 5. Warren Washington | ASU | Sr. | 18 | 72 | 126 | .571 |
| 6. Maxime Raynaud | STAN | So. | 20 | 87 | 157 | .554 |
| 7. Brandon Angel | STAN | Jr. | 20 | 71 | 129 | .550 |
| 8. Azuolas Tubelis | ARIZ | Jr. | 20 | 154 | 287 | .537 |
| 9. Devan Cambridge | ASU | Sr. | 20 | 80 | 160 | .500 |
| 10. Mouhamed Gueye | WSU | So. | 20 | 121 | 248 | .488 |
| 11. Tristan da Silva | COLO | Jr. | 20 | 121 | 249 | .486 |
| 12. Kobe Johnson | USC | So. | 20 | 64 | 136 | .471 |
| 13. Spencer Jones | STAN | Sr. | 20 | 112 | 242 | .463 |
| 14. Jaime Jaquez Jr. | UCLA | Sr. | 20 | 135 | 293 | .461 |
| 15. Drew Peterson | USC | 5th | 20 | 105 | 230 | .457 |

Blocked Shots

| Player | Team | Cl. | G | BLK | BPG |
|----------------------|------|-----|----|-----|------|
| 1. Joshua Morgan | USC | Fr. | 16 | 35 | 2.19 |
| 2. Adem Bona | UCLA | Fr. | 20 | 37 | 1.85 |
| 3. Braxton Meah | WASH | Jr. | 19 | 35 | 1.84 |
| 4. Brandon Carlson | UTAH | Sr. | 19 | 33 | 1.74 |
| 5. Warren Washington | ASU | Sr. | 18 | 29 | 1.61 |
| 6. N'Faly Dante | ORE | Sr. | 19 | 27 | 1.42 |
| 7. Keion Brooks Jr. | WASH | Sr. | 20 | 26 | 1.30 |
| 8. Oumar Ballo | ARIZ | Jr. | 20 | 25 | 1.25 |
| 9. KC Ibekwe | OSU | Fr. | 16 | 20 | 1.25 |
| 10. Nate Bittle | ORE | So. | 17 | 18 | 1.06 |
| 11. Drew Peterson | USC | 5th | 20 | 20 | 1.00 |
| 12. Devan Cambridge | ASU | Sr. | 20 | 17 | 0.85 |
| 13. Kel'el Ware | ORE | Fr. | 19 | 15 | 0.79 |
| 14. ND Okafor | CAL | Fr. | 20 | 15 | 0.75 |
| Lawson Lovering | COLO | So. | 20 | 15 | 0.75 |

3-Point Field Goal Percentage (minimum 1.0 made per game)

| Player | Team | Cl. | G | 3FG | FGA | PCT |
|--------------------------|------|-----|----|-----|-----|------|
| 1. Max Murrell | STAN | Jr. | 18 | 18 | 42 | .429 |
| 2. DJ Rodman | WSU | Sr. | 18 | 34 | 80 | .425 |
| 3. Keeshawn Barthelemy | ORE | Jr. | 15 | 22 | 52 | .423 |
| 4. Michael Jones | STAN | 5th | 20 | 31 | 74 | .419 |
| 5. Sam Alajiki | CAL | So. | 18 | 22 | 53 | .415 |
| 6. Spencer Jones | STAN | Sr. | 20 | 49 | 119 | .412 |
| 7. Tristan da Silva | COLO | Jr. | 20 | 32 | 78 | .410 |
| 8. Kyilan Boswell | ARIZ | Fr. | 20 | 22 | 55 | .400 |
| 9. Kobe Johnson | USC | So. | 20 | 20 | 51 | .392 |
| 10. Justin Powell | WSU | Jr. | 20 | 45 | 116 | .388 |
| 11. Jordan Pope | OSU | Fr. | 20 | 38 | 98 | .388 |
| 12. Cedric Henderson Jr. | ARIZ | 5th | 20 | 20 | 52 | .385 |
| 13. Courtney Ramey | ARIZ | 5th | 20 | 53 | 139 | .381 |
| 14. Tyger Campbell | UCLA | Sr. | 20 | 32 | 84 | .381 |
| 15. Boogie Ellis | USC | Sr. | 20 | 54 | 142 | .380 |

2022-23 BOX SCORES

Game No. 1 – November 7, 2022
Pauley Pavilion – Los Angeles, Calif.
(8) UCLA 76, Sacramento State 50

SACRAMENTO STATE 50

| NAME | FG | 3FG | FT | R | PF | TP | A | MIN |
|---------------|--------------|-------------|--------------|-----------|-----------|-----------|----------|------------|
| A. Mawein | 2-6 | 0-3 | 3-6 | 8 | 2 | 7 | 1 | 25 |
| C. McRae | 2-9 | 0-1 | 2-3 | 10 | 2 | 6 | 0 | 29 |
| Z. Chappell | 3-8 | 0-3 | 4-4 | 3 | 4 | 10 | 1 | 28 |
| G. Hunt | 4-11 | 0-2 | 1-2 | 4 | 1 | 9 | 4 | 24 |
| A. Patterson | 1-5 | 1-5 | 0-0 | 4 | 1 | 3 | 1 | 31 |
| C. Wilbon | 5-13 | 0-2 | 0-2 | 3 | 1 | 10 | 0 | 29 |
| H. Marks | 0-1 | 0-1 | 0-0 | 2 | 0 | 0 | 0 | 22 |
| Q. Adams | 1-1 | 0-0 | 0-0 | 0 | 1 | 2 | 0 | 5 |
| T. Hardee | 1-1 | 1-1 | 0-0 | 0 | 0 | 3 | 0 | 2 |
| X. Ford | 0-0 | 0-0 | 0-0 | 0 | 0 | 0 | 0 | 2 |
| TOTALS | 19-55 | 2-18 | 10-17 | 37 | 12 | 50 | 7 | 200 |

UCLA 76

| NAME | FG | 3FG | FT | R | PF | TP | A | MIN |
|---------------|--------------|-------------|------------|-----------|-----------|-----------|-----------|------------|
| K. Nwuba | 2-2 | 0-0 | 0-0 | 3 | 4 | 4 | 0 | 24 |
| J. Clark | 7-7 | 1-1 | 2-2 | 8 | 3 | 17 | 4 | 29 |
| A. Bailey | 5-10 | 0-1 | 0-2 | 1 | 0 | 10 | 0 | 26 |
| T. Campbell | 6-14 | 2-4 | 0-0 | 1 | 2 | 14 | 4 | 27 |
| J. Jaquez Jr. | 7-9 | 0-0 | 0-0 | 7 | 1 | 14 | 2 | 32 |
| M. Etienne | 1-9 | 0-0 | 0-0 | 7 | 3 | 2 | 0 | 15 |
| D. Singleton | 5-6 | 3-3 | 0-0 | 2 | 1 | 13 | 1 | 25 |
| D. Andrews | 1-4 | 0-1 | 0-1 | 1 | 0 | 2 | 1 | 12 |
| A. Canka | 0-2 | 0-0 | 0-0 | 1 | 0 | 0 | 0 | 8 |
| L. Cremonesi | 0-0 | 0-0 | 0-0 | 0 | 0 | 0 | 0 | 2 |
| R. Stong | 0-1 | 0-0 | 0-0 | 0 | 0 | 0 | 0 | 1 |
| TOTALS | 34-64 | 6-10 | 2-5 | 33 | 14 | 76 | 12 | 200 |

Halftime Score – UCLA 39, Sacramento State 25. Team Rebounds – Sacramento State 3, UCLA 2. Turnovers – Sacramento State 21, UCLA 9. Technicals – Mac Etienne and Jaylen Clark (UCLA). Attendance: 6,096. Officials – Kevin Brill, Bill Vinovich, James Ford.

Game No. 2 – November 11, 2022
Pauley Pavilion – Los Angeles, Calif.
(8) UCLA 93, Long Beach State 69

LONG BEACH STATE 69

| NAME | FG | 3FG | FT | R | PF | TP | A | MIN |
|---------------|--------------|-------------|--------------|-----------|-----------|-----------|-----------|------------|
| L. Traore | 5-9 | 0-0 | 4-4 | 7 | 1 | 14 | 1 | 28 |
| A. Traore | 4-5 | 0-0 | 1-1 | 7 | 2 | 9 | 1 | 26 |
| M. Tsohonis | 2-7 | 2-4 | 1-2 | 1 | 1 | 7 | 2 | 26 |
| J. Murray | 3-14 | 0-3 | 4-5 | 2 | 1 | 10 | 7 | 28 |
| J. Jones | 3-8 | 2-7 | 2-2 | 5 | 4 | 10 | 2 | 24 |
| A. Stroud | 1-5 | 0-0 | 0-0 | 4 | 1 | 2 | 0 | 12 |
| T. Hunter | 2-6 | 0-2 | 1-2 | 0 | 2 | 5 | 0 | 10 |
| T. Rotegaard | 1-4 | 1-4 | 0-0 | 0 | 2 | 3 | 0 | 11 |
| A.J. George | 1-2 | 0-0 | 1-1 | 3 | 1 | 3 | 0 | 17 |
| C. Polynice | 1-4 | 0-0 | 1-2 | 2 | 3 | 3 | 0 | 14 |
| M. Monson | 1-1 | 1-1 | 0-0 | 0 | 0 | 3 | 0 | 1 |
| J. Hart Jr. | 0-1 | 0-0 | 0-0 | 0 | 0 | 0 | 0 | 1 |
| J. Yan | 0-0 | 0-0 | 0-0 | 0 | 0 | 0 | 0 | 1 |
| TOTALS | 24-66 | 6-21 | 15-19 | 36 | 18 | 69 | 13 | 200 |

UCLA 93

| NAME | FG | 3FG | FT | R | PF | TP | A | MIN |
|---------------|--------------|-------------|--------------|-----------|-----------|-----------|-----------|------------|
| A. Bona | 4-4 | 0-0 | 0-0 | 8 | 3 | 8 | 1 | 17 |
| J. Clark | 6-12 | 1-4 | 3-3 | 7 | 3 | 16 | 5 | 27 |
| A. Bailey | 7-15 | 0-2 | 0-0 | 5 | 2 | 14 | 1 | 27 |
| T. Campbell | 7-14 | 2-6 | 2-2 | 1 | 3 | 18 | 2 | 26 |
| J. Jaquez Jr. | 4-14 | 2-4 | 2-4 | 8 | 3 | 12 | 2 | 30 |
| D. Singleton | 4-9 | 4-8 | 2-2 | 9 | 1 | 14 | 3 | 33 |
| K. Nwuba | 2-3 | 0-0 | 0-0 | 2 | 1 | 4 | 1 | 19 |
| D. Andrews | 1-2 | 0-0 | 0-0 | 1 | 1 | 2 | 1 | 11 |
| M. Etienne | 0-1 | 0-0 | 2-2 | 1 | 2 | 2 | 1 | 2 |
| A. Canka | 0-1 | 0-1 | 2-2 | 0 | 1 | 2 | 0 | 5 |
| L. Cremonesi | 0-0 | 0-0 | 1-2 | 0 | 0 | 1 | 0 | 1 |
| R. Stong | 0-0 | 0-0 | 0-0 | 0 | 0 | 0 | 0 | 1 |
| TOTALS | 35-75 | 9-25 | 14-17 | 47 | 20 | 93 | 17 | 200 |

Halftime Score – UCLA 48, Long Beach State 33. Team Rebounds – UCLA 5, Long Beach State 5. Turnovers – Long Beach State 17, UCLA 15. Technicals – Joel Murray and Tone Hunter (Long Beach State). Attendance: 9,811. Officials – Glen Mayberry, Mike Littlewood, Nate Harris.

Game No. 3 – November 14, 2022
Pauley Pavilion – Los Angeles, Calif.
(8) UCLA 86, Norfolk State 56

NORFOLK STATE 56

| NAME | FG | 3FG | FT | R | PF | TP | A | MIN |
|---------------|--------------|-------------|------------|-----------|-----------|-----------|----------|------------|
| D. Tate | 2-8 | 0-5 | 0-0 | 7 | 3 | 4 | 1 | 27 |
| K. Bankston | 8-11 | 0-0 | 1-1 | 9 | 1 | 17 | 1 | 36 |
| C. Ings | 3-6 | 0-3 | 0-0 | 0 | 1 | 6 | 1 | 24 |
| G. Beale | 2-4 | 0-0 | 0-0 | 2 | 2 | 4 | 0 | 19 |
| J. Bryant | 2-8 | 0-2 | 0-1 | 1 | 1 | 4 | 2 | 33 |
| C. Brown | 6-12 | 0-1 | 1-2 | 1 | 5 | 13 | 4 | 25 |
| C. Ford | 0-1 | 0-0 | 0-0 | 0 | 1 | 0 | 0 | 4 |
| D. Anderson | 2-3 | 2-3 | 0-0 | 1 | 3 | 6 | 0 | 21 |
| T. Jones | 0-0 | 0-0 | 0-0 | 0 | 0 | 0 | 0 | 1 |
| J. Doumbia | 1-2 | 0-0 | 0-0 | 0 | 2 | 2 | 0 | 8 |
| Y. Sidibe | 0-0 | 0-0 | 0-0 | 1 | 0 | 0 | 0 | 2 |
| TOTALS | 26-55 | 2-14 | 2-4 | 24 | 19 | 56 | 9 | 200 |

UCLA 86

| NAME | FG | 3FG | FT | R | PF | TP | A | MIN |
|---------------|--------------|--------------|--------------|-----------|-----------|-----------|-----------|------------|
| A. Bona | 3-5 | 0-0 | 4-8 | 5 | 1 | 10 | 1 | 22 |
| J. Clark | 7-11 | 5-8 | 0-0 | 9 | 2 | 19 | 0 | 25 |
| A. Bailey | 5-6 | 1-2 | 0-1 | 2 | 1 | 11 | 5 | 25 |
| T. Campbell | 5-11 | 1-5 | 0-0 | 1 | 0 | 11 | 7 | 28 |
| J. Jaquez Jr. | 5-9 | 1-3 | 1-2 | 2 | 1 | 12 | 4 | 30 |
| K. Nwuba | 1-2 | 0-0 | 0-0 | 3 | 4 | 2 | 3 | 14 |
| D. Andrews | 1-2 | 0-0 | 1-2 | 2 | 2 | 3 | 0 | 13 |
| M. Etienne | 0-0 | 0-0 | 0-0 | 1 | 0 | 0 | 0 | 4 |
| D. Singleton | 3-5 | 2-4 | 3-3 | 2 | 2 | 11 | 0 | 22 |
| A. Canka | 2-4 | 1-2 | 0-0 | 1 | 0 | 5 | 0 | 9 |
| R. Stong | 0-1 | 0-1 | 2-2 | 2 | 0 | 2 | 0 | 4 |
| L. Cremonesi | 0-0 | 0-0 | 0-0 | 0 | 0 | 0 | 0 | 4 |
| TOTALS | 32-56 | 11-25 | 11-18 | 32 | 13 | 86 | 20 | 200 |

Halftime Score – UCLA 46, Norfolk State 33. Team Rebounds – UCLA 2, Norfolk State 2. Turnovers – Norfolk State 13, UCLA 7. Technicals – None. Attendance: 6,056. Officials – Michael Irving, Frank Harvey III, Kelly Pfeifer.

Game No. 4 – November 18, 2022
T-Mobile Arena – Las Vegas, Nev.
(19) Illinois 79, (8) UCLA 70

ILLINOIS 79

| NAME | FG | 3FG | FT | R | PF | TP | A | MIN |
|----------------|--------------|-------------|------------|-----------|-----------|-----------|----------|------------|
| M. Mayer | 3-8 | 2-6 | 3-4 | 4 | 2 | 11 | 5 | 23 |
| C. Hawkins | 2-3 | 0-0 | 1-2 | 5 | 2 | 5 | 7 | 35 |
| T. Shannon Jr. | 9-13 | 8-9 | 3-7 | 10 | 2 | 29 | 3 | 38 |
| RJ Melendez | 1-4 | 1-3 | 0-0 | 1 | 0 | 3 | 0 | 18 |
| S. Clark | 3-7 | 1-4 | 3-3 | 5 | 2 | 10 | 1 | 28 |
| J. Epps | 1-6 | 0-3 | 2-2 | 4 | 1 | 4 | 2 | 23 |
| T. Rodgers | 0-1 | 0-0 | 0-0 | 1 | 2 | 0 | 0 | 7 |
| D. Dainja | 6-6 | 0-0 | 1-1 | 3 | 3 | 13 | 0 | 18 |
| S. Harris | 2-3 | 0-0 | 0-0 | 0 | 1 | 4 | 1 | 10 |
| TOTALS | 26-55 | 2-14 | 2-4 | 24 | 19 | 56 | 9 | 200 |

UCLA 70

| NAME | FG | 3FG | FT | R | PF | TP | A | MIN |
|---------------|--------------|-------------|-------------|-----------|-----------|-----------|-----------|------------|
| A. Bona | 2-3 | 0-0 | 1-1 | 2 | 3 | 5 | 2 | 21 |
| J. Clark | 3-8 | 0-0 | 1-3 | 6 | 2 | 7 | 2 | 32 |
| A. Bailey | 0-5 | 0-2 | 1-4 | 6 | 3 | 1 | 3 | 29 |
| T. Campbell | 9-23 | 4-9 | 0-0 | 2 | 1 | 22 | 4 | 37 |
| J. Jaquez Jr. | 8-22 | 1-4 | 3-5 | 9 | 4 | 20 | 5 | 39 |
| D. Singleton | 5-10 | 4-7 | 1-1 | 4 | 1 | 15 | 1 | 33 |
| K. Nwuba | 0-0 | 0-0 | 0-0 | 1 | 0 | 0 | 0 | 6 |
| D. Andrews | 0-1 | 0-0 | 0-0 | 0 | 1 | 0 | 0 | 3 |
| TOTALS | 27-72 | 9-22 | 7-14 | 39 | 15 | 70 | 17 | 200 |

Halftime Score – UCLA 37, Illinois 28. Team Rebounds – UCLA 9, Illinois 5. Turnovers – Illinois 21, UCLA 15. Technicals – Tyger Campbell (UCLA). Attendance: 8,707. Officials – Tony Padilla, Keith Kimble, Courtney Green.

Game No. 5 – November 20, 2022
T-Mobile Arena – Las Vegas, Nev.
(5) Baylor 80, (8) UCLA 75

UCLA 75

| NAME | FG | 3FG | FT | R | PF | TP | A | MIN |
|---------------|--------------|-------------|--------------|-----------|-----------|-----------|-----------|------------|
| A. Bona | 1-3 | 0-0 | 0-0 | 3 | 3 | 2 | 1 | 14 |
| J. Clark | 10-14 | 0-2 | 3-5 | 10 | 1 | 23 | 2 | 36 |
| A. Bailey | 2-5 | 1-1 | 0-0 | 2 | 2 | 5 | 0 | 20 |
| T. Campbell | 5-15 | 0-3 | 2-2 | 4 | 2 | 12 | 6 | 34 |
| J. Jaquez Jr. | 5-11 | 0-1 | 5-5 | 2 | 3 | 15 | 3 | 26 |
| K. Nwuba | 1-2 | 0-0 | 0-0 | 3 | 1 | 2 | 0 | 15 |
| M. Etienne | 0-0 | 0-0 | 1-2 | 1 | 2 | 1 | 0 | 11 |
| D. Singleton | 3-6 | 2-5 | 0-0 | 2 | 3 | 8 | 1 | 27 |
| A. Canka | 0-0 | 0-0 | 0-0 | 0 | 0 | 0 | 0 | 1 |
| D. Andrews | 2-5 | 1-3 | 2-2 | 1 | 0 | 7 | 2 | 15 |
| TOTALS | 29-61 | 4-15 | 13-16 | 32 | 17 | 75 | 15 | 200 |

BAYLOR 80

| NAME | FG | 3FG | FT | R | PF | TP | A | MIN |
|---------------|--------------|--------------|--------------|-----------|-----------|-----------|-----------|------------|
| F. Thamba | 0-0 | 0-0 | 1-2 | 6 | 0 | 1 | 0 | 27 |
| J. Bridges | 0-4 | 0-3 | 0-0 | 3 | 3 | 0 | 4 | 16 |
| K. George | 2-10 | 0-6 | 0-0 | 2 | 2 | 4 | 3 | 25 |
| L. Cryer | 10-18 | 4-8 | 4-4 | 4 | 4 | 28 | 1 | 35 |
| A. Flagler | 7-15 | 4-8 | 4-4 | 6 | 3 | 22 | 4 | 33 |
| C. Lohner | 3-4 | 1-1 | 2-2 | 5 | 4 | 9 | 1 | 21 |
| D. Bonner | 1-3 | 1-2 | 6-7 | 1 | 2 | 9 | 1 | 26 |
| J. Ojjanwuna | 2-2 | 0-0 | 3-4 | 2 | 0 | 7 | 0 | 12 |
| L. Love | 0-0 | 0-0 | 0-0 | 1 | 0 | 0 | 0 | 4 |
| Z. Loveday | 0-0 | 0-0 | 0-0 | 0 | 0 | 0 | 0 | 1 |
| TOTALS | 25-56 | 10-28 | 20-23 | 36 | 18 | 80 | 14 | 200 |

Halftime Score – Baylor 37, UCLA 35. Team Rebounds – Baylor 6, UCLA 4. Turnovers – Baylor 11, UCLA 8. Technicals – None. Attendance: 7,678. Officials – Keith Kimble, Courtney Green, Tom Nunez.

Game No. 6 – November 23, 2022
Pauley Pavilion – Los Angeles, Calif.
(19) UCLA 100, Pepperdine 53

PEPPERDINE 53

| NAME | FG | 3FG | FT | R | PF | TP | A | MIN |
|-----------------|--------------|-------------|------------|-----------|-----------|-----------|----------|------------|
| B. Coulibaly | 3-5 | 0-0 | 0-0 | 2 | 3 | 6 | 1 | 22 |
| J. Porter | 1-6 | 0-4 | 0-0 | 3 | 2 | 2 | 0 | 25 |
| M. Lewis | 4-8 | 1-4 | 1-2 | 6 | 4 | 10 | 0 | 31 |
| H. Mallette | 6-14 | 3-8 | 0-0 | 8 | 0 | 15 | 2 | 28 |
| M. Mitchell Jr. | 2-8 | 2-6 | 0-0 | 1 | 2 | 6 | 2 | 33 |
| J. Zidek | 5-14 | 1-6 | 2-3 | 2 | 2 | 13 | 1 | 26 |
| M. Moore | 0-3 | 0-1 | 1-2 | 1 | 2 | 1 | 3 | 23 |
| J. Pitre | 0-0 | 0-0 | 0-0 | 1 | 1 | 0 | 0 | 7 |
| M. Deng | 0-2 | 0-2 | 0-0 | 0 | 0 | 0 | 0 | 4 |
| TOTALS | 21-60 | 7-31 | 4-7 | 26 | 16 | 53 | 9 | 200 |

UCLA 100

| NAME | FG | 3FG | FT | R | PF | TP | A | MIN |
|-------------|------|-----|-----|---|----|----|---|-----|
| A. Bona | 4-7 | 0-0 | 3-3 | 7 | 2 | 11 | 2 | 21 |
| J. Clark | 5-6 | 0-0 | 2-4 | 6 | 3 | 12 | 2 | 28 |
| A. Bailey | 7-12 | 3-3 | 2-2 | 3 | 0 | 19 | 4 | 25 |
| T. Campbell | 4-10 | 1 | | | | | | |

2022-23 BOX SCORES

Game No. 7 – November 27, 2022
Pauley Pavilion – Los Angeles, Calif.
(19) UCLA 81, Bellarmine 60

BELLARMINE 60

| NAME | FG | 3FG | FT | R | PF | TP | A | MIN |
|---------------|--------------|--------------|------------|-----------|-----------|-----------|-----------|------------|
| C. Hopf | 6-11 | 4-8 | 0-1 | 4 | 2 | 16 | 1 | 29 |
| A. Priem | 2-6 | 1-4 | 0-0 | 2 | 2 | 5 | 4 | 32 |
| P. Suder | 1-7 | 0-2 | 0-0 | 4 | 0 | 2 | 4 | 29 |
| G. Tipton | 3-6 | 2-2 | 0-0 | 3 | 4 | 8 | 0 | 20 |
| B. Wieland | 2-5 | 1-3 | 0-0 | 4 | 4 | 5 | 2 | 32 |
| L. Hatton | 0-0 | 0-0 | 0-0 | 0 | 0 | 0 | 0 | 6 |
| B. Johnson | 8-14 | 2-8 | 2-3 | 2 | 3 | 20 | 0 | 28 |
| S. DeVault | 1-2 | 1-2 | 0-0 | 0 | 1 | 3 | 0 | 6 |
| J. Fairman | 0-3 | 0-3 | 1-2 | 4 | 4 | 1 | 5 | 17 |
| L. Hacker | 0-0 | 0-0 | 0-0 | 0 | 0 | 0 | 0 | 1 |
| TOTALS | 23-54 | 11-32 | 3-6 | 26 | 20 | 60 | 16 | 200 |

UCLA 81

| NAME | FG | 3FG | FT | R | PF | TP | A | MIN |
|---------------|--------------|-------------|--------------|-----------|-----------|-----------|-----------|------------|
| A. Bona | 6-7 | 0-0 | 4-6 | 5 | 3 | 16 | 3 | 29 |
| A. Bailey | 5-9 | 0-3 | 2-4 | 4 | 2 | 12 | 8 | 32 |
| T. Campbell | 2-8 | 1-4 | 5-6 | 2 | 3 | 10 | 10 | 27 |
| J. Jaquez Jr. | 13-17 | 0-3 | 1 | 7 | 2 | 27 | 0 | 36 |
| D. Singleton | 2-3 | 1-1 | 0-0 | 4 | 2 | 5 | 2 | 34 |
| K. Nwuba | 1-1 | 0-0 | 2-3 | 0 | 0 | 4 | 0 | 10 |
| D. Andrews | 1-4 | 0-3 | 2-2 | 2 | 0 | 4 | 3 | 18 |
| A. Canka | 1-2 | 1-2 | 0-0 | 1 | 0 | 3 | 0 | 14 |
| TOTALS | 31-51 | 3-16 | 16-22 | 26 | 12 | 81 | 26 | 200 |

Halftime Score – UCLA 43, Bellarmine 27. Team Rebounds – Bellarmine 3, UCLA 1. Turnovers – Bellarmine 20, UCLA 8. Technicals – None. Attendance: 6,001. Officials – Tony Padilla, Rick Batsell, Kurt Walker.

Game No. 8 – December 1, 2022
Maples Pavilion – Stanford, Calif.
(21) UCLA 80, Stanford 66

UCLA 80

| NAME | FG | 3FG | FT | R | PF | TP | A | MIN |
|---------------|--------------|-------------|--------------|-----------|-----------|-----------|-----------|------------|
| A. Bona | 1-2 | 0-0 | 2-2 | 0 | 5 | 4 | 0 | 15 |
| J. Clark | 2-3 | 0-0 | 0-0 | 1 | 3 | 4 | 0 | 20 |
| A. Bailey | 7-9 | 2-2 | 3-4 | 6 | 2 | 19 | 3 | 33 |
| T. Campbell | 6-13 | 3-4 | 2-2 | 2 | 1 | 17 | 8 | 37 |
| J. Jaquez Jr. | 12-17 | 0-2 | 3-3 | 4 | 1 | 27 | 1 | 37 |
| K. Nwuba | 0-0 | 0-0 | 0-0 | 4 | 2 | 0 | 0 | 17 |
| D. Singleton | 4-10 | 1-6 | 0-0 | 2 | 0 | 9 | 1 | 29 |
| D. Andrews | 0-0 | 0-0 | 0-0 | 0 | 1 | 0 | 0 | 4 |
| M. Etienne | 0-0 | 0-0 | 0-0 | 3 | 2 | 0 | 0 | 6 |
| A. Canka | 0-0 | 0-0 | 0-0 | 1 | 0 | 0 | 0 | 3 |
| TOTALS | 32-54 | 6-14 | 10-11 | 28 | 17 | 80 | 13 | 200 |

STANFORD 66

| NAME | FG | 3FG | FT | R | PF | TP | A | MIN |
|---------------|--------------|-------------|-------------|-----------|-----------|-----------|-----------|------------|
| S. Jones | 7-10 | 3-5 | 1-2 | 3 | 2 | 18 | 1 | 29 |
| B. Angel | 1-2 | 1-1 | 2-2 | 1 | 3 | 5 | 0 | 13 |
| M. Raynaud | 1-3 | 0-1 | 0-0 | 2 | 4 | 2 | 0 | 14 |
| H. Ingram | 3-8 | 0-5 | 0-0 | 1 | 1 | 6 | 1 | 20 |
| I. Silva | 3-8 | 1-3 | 1-2 | 1 | 3 | 8 | 1 | 21 |
| M. Jones | 3-9 | 2-7 | 2-3 | 3 | 0 | 10 | 5 | 27 |
| M. Murrell | 0-0 | 0-0 | 0-0 | 1 | 0 | 0 | 0 | 17 |
| M. O'Connell | 0-3 | 0-0 | 0-0 | 1 | 0 | 0 | 2 | 20 |
| J. Keefe | 3-4 | 0-0 | 3-5 | 7 | 1 | 9 | 4 | 24 |
| R. Agarwal | 3-6 | 2-5 | 0-0 | 1 | 1 | 8 | 1 | 14 |
| TOTALS | 24-53 | 9-27 | 9-14 | 24 | 15 | 66 | 15 | 200 |

Halftime Score – UCLA 50, Stanford 29. Team Rebounds – UCLA 5, Stanford 3. Turnovers – Stanford 17, UCLA 16. Technicals – Amari Bailey (UCLA). Attendance: 6,001. Officials – Tony Padilla, Rick Batsell, Kurt Walker.

Game No. 9 – December 4, 2022
Pauley Pavilion – Los Angeles, Calif.
(21) UCLA 65, Oregon 56

OREGON 56

| NAME | FG | 3FG | FT | R | PF | TP | A | MIN |
|---------------|--------------|-------------|------------|-----------|-----------|-----------|-----------|------------|
| Q. Guerrier | 6-13 | 2-7 | 1-2 | 3 | 0 | 15 | 2 | 31 |
| N. Dante | 4-5 | 0-0 | 1-2 | 5 | 3 | 9 | 1 | 22 |
| K. Ware | 3-7 | 1-3 | 0-1 | 1 | 1 | 7 | 1 | 28 |
| W. Richardson | 6-12 | 1-3 | 0-0 | 1 | 4 | 13 | 5 | 40 |
| R. Soares | 2-4 | 0-0 | 0-0 | 4 | 3 | 4 | 0 | 30 |
| B. Rigsby | 2-7 | 0-4 | 0-0 | 3 | 0 | 4 | 1 | 31 |
| L. Wur | 1-1 | 0-0 | 2-2 | 6 | 2 | 4 | 0 | 16 |
| T. Williams | 0-0 | 0-0 | 0-0 | 0 | 0 | 0 | 0 | 2 |
| TOTALS | 24-49 | 4-17 | 4-7 | 25 | 13 | 56 | 10 | 200 |

UCLA 65

| NAME | FG | 3FG | FT | R | PF | TP | A | MIN |
|---------------|--------------|-------------|-------------|-----------|-----------|-----------|----------|------------|
| A. Bona | 0-0 | 0-0 | 0-0 | 4 | 3 | 0 | 0 | 18 |
| J. Clark | 4-13 | 1-3 | 5-7 | 4 | 2 | 14 | 1 | 30 |
| A. Bailey | 7-12 | 0-1 | 0-0 | 5 | 3 | 14 | 1 | 29 |
| T. Campbell | 4-15 | 2-4 | 0-0 | 5 | 0 | 10 | 2 | 36 |
| J. Jaquez Jr. | 4-8 | 0-0 | 4-4 | 5 | 2 | 12 | 3 | 23 |
| D. Singleton | 2-6 | 1-4 | 0-0 | 2 | 1 | 5 | 2 | 25 |
| K. Nwuba | 2-3 | 0-0 | 0-0 | 5 | 1 | 4 | 0 | 19 |
| A. Canka | 0-1 | 0-0 | 0-0 | 1 | 0 | 0 | 0 | 8 |
| D. Andrews | 3-6 | 0-2 | 0-0 | 0 | 1 | 6 | 0 | 9 |
| W. McClendon | 0-0 | 0-0 | 0-0 | 0 | 0 | 0 | 0 | 1 |
| M. Etienne | 0-0 | 0-0 | 0-0 | 2 | 0 | 0 | 0 | 3 |
| TOTALS | 26-64 | 4-14 | 9-11 | 36 | 13 | 65 | 9 | 200 |

Halftime Score – Oregon 27, UCLA 21. Team Rebounds – UCLA 3, Oregon 2. Turnovers – Oregon 15, UCLA 9. Technicals – None. Attendance: 8,093. Officials – Verne Harris, Tony Padilla, Greg Nixon.

Game No. 10 – December 10, 2022
Pauley Pavilion – Los Angeles, Calif.
(19) UCLA 87, Denver 64

DENVER 64

| NAME | FG | 3FG | FT | R | PF | TP | A | MIN |
|---------------------|--------------|-------------|--------------|-----------|-----------|-----------|-----------|------------|
| L. Kisunas | 4-6 | 0-0 | 0-0 | 5 | 3 | 8 | 2 | 31 |
| T. Tainamo | 6-10 | 1-2 | 3-4 | 7 | 3 | 16 | 0 | 32 |
| T. Bruner | 3-6 | 1-2 | 3-4 | 3 | 2 | 10 | 7 | 32 |
| M. Lukic | 1-2 | 1-2 | 1-2 | 2 | 2 | 4 | 0 | 16 |
| J. Mullins | 6-12 | 0-1 | 2-3 | 3 | 2 | 14 | 3 | 36 |
| T. Corbett | 1-2 | 0-0 | 0-2 | 5 | 2 | 2 | 0 | 10 |
| B. Bowen | 2-5 | 2-3 | 2-4 | 6 | 0 | 8 | 3 | 29 |
| P. Lopez Sarvicente | 0-2 | 0-1 | 0-0 | 1 | 2 | 0 | 0 | 5 |
| D. Mukuna | 0-0 | 0-0 | 2-2 | 2 | 0 | 2 | 0 | 4 |
| K. Hess | 0-0 | 0-0 | 0-0 | 0 | 0 | 0 | 0 | 1 |
| J. Sanders | 0-0 | 0-0 | 0-0 | 0 | 0 | 0 | 0 | 1 |
| J. Bickham | 0-1 | 0-1 | 0-0 | 1 | 0 | 0 | 0 | 1 |
| TOTALS | 23-46 | 5-12 | 13-21 | 38 | 16 | 64 | 15 | 200 |

UCLA 87

| NAME | FG | 3FG | FT | R | PF | TP | A | MIN |
|---------------|--------------|-------------|------------|-----------|-----------|-----------|-----------|------------|
| A. Bona | 3-6 | 0-0 | 2-2 | 3 | 4 | 8 | 1 | 19 |
| J. Clark | 10-13 | 2-4 | 2-4 | 4 | 2 | 24 | 0 | 25 |
| A. Bailey | 2-9 | 0-3 | 0-0 | 4 | 1 | 4 | 2 | 25 |
| T. Campbell | 3-10 | 0-5 | 1-2 | 4 | 1 | 7 | 4 | 23 |
| J. Jaquez Jr. | 9-11 | 0-1 | 0-0 | 2 | 1 | 18 | 1 | 26 |
| W. McClendon | 1-6 | 1-4 | 0-0 | 2 | 2 | 3 | 2 | 11 |
| D. Andrews | 5-10 | 1-2 | 0-0 | 4 | 3 | 11 | 6 | 21 |
| D. Singleton | 2-7 | 2-4 | 0-0 | 4 | 1 | 6 | 3 | 20 |
| K. Nwuba | 1-1 | 0-0 | 0-0 | 1 | 2 | 2 | 1 | 14 |
| A. Canka | 2-2 | 0-0 | 0-0 | 1 | 2 | 4 | 1 | 8 |
| M. Etienne | 0-2 | 0-0 | 0-0 | 0 | 1 | 0 | 1 | 8 |
| E. Manjikian | 0-1 | 0-1 | 0-0 | 0 | 0 | 0 | 0 | 1 |
| R. Stong | 0-1 | 0-1 | 0-0 | 1 | 0 | 0 | 0 | 1 |
| TOTALS | 38-79 | 6-25 | 5-8 | 31 | 19 | 87 | 22 | 200 |

Halftime Score – UCLA 44, Denver 35. Team Rebounds – Denver 3, UCLA 1. Turnovers – Denver 24, UCLA 6. Technicals – None. Attendance: 6,459. Officials – Mike Scyphers, Jeff Wooten, Johnny Harrington.

Game No. 11 – December 14, 2022
XFINITY Center – College Park, Md.
(16) UCLA 87, (20) Maryland 60

UCLA 87

| NAME | FG | 3FG | FT | R | PF | TP | A | MIN |
|---------------|--------------|-------------|--------------|-----------|-----------|-----------|-----------|------------|
| A. Bona | 7-8 | 0-0 | 0-0 | 7 | 4 | 14 | 0 | 23 |
| J. Clark | 7-11 | 0-2 | 5-6 | 6 | 1 | 19 | 3 | 22 |
| A. Bailey | 2-7 | 0-1 | 0-0 | 2 | 2 | 4 | 3 | 27 |
| T. Campbell | 3-5 | 1-1 | 2-2 | 1 | 3 | 9 | 1 | 16 |
| J. Jaquez Jr. | 6-14 | 0-1 | 2-2 | 7 | 1 | 14 | 0 | 30 |
| D. Andrews | 1-1 | 0-0 | 2-2 | 0 | 3 | 4 | 2 | 16 |
| K. Nwuba | 0-0 | 0-0 | 0-0 | 3 | 0 | 0 | 1 | 12 |
| D. Singleton | 7-10 | 4-5 | 0-0 | 1 | 1 | 18 | 2 | 24 |
| W. McClendon | 1-3 | 0-2 | 1-2 | 0 | 0 | 3 | 1 | 16 |
| A. Canka | 0-2 | 0-0 | 0-0 | 0 | 2 | 0 | 0 | 7 |
| M. Etienne | 1-2 | 0-0 | 0-0 | 0 | 0 | 2 | 0 | 5 |
| R. Stong | 0-0 | 0-0 | 0-0 | 1 | 0 | 0 | 0 | 2 |
| TOTALS | 35-63 | 5-12 | 12-14 | 30 | 17 | 87 | 13 | 200 |

MARYLAND 60

| NAME | FG | 3FG | FT | R | PF | TP | A | MIN |
|-------------------|--------------|--------------|-------------|-----------|-----------|-----------|-----------|------------|
| J. Reese | 2-4 | 0-0 | 0-0 | 3 | 1 | 4 | 0 | 17 |
| D. Scott | 4-8 | 2-6 | 2-3 | 6 | 3 | 12 | 2 | 31 |
| D. Carey | 2-6 | 1-4 | 0-0 | 1 | 0 | 5 | 0 | 19 |
| J. Young | 0-8 | 0-3 | 3-4 | 3 | 1 | 3 | 1 | 24 |
| H. Hart | 3-7 | 0-4 | 2-2 | 6 | 1 | 8 | 1 | 24 |
| J. Long | 0-4 | 0-1 | 1-2 | 4 | 0 | 1 | 3 | 17 |
| P. Emilen | 0-0 | 0-0 | 0-0 | 3 | 1 | 0 | 0 | 16 |
| I. Martinez | 6-9 | 4-5 | 0-0 | 4 | 2 | 16 | 1 | 22 |
| I. Cornish | 1-2 | 1-1 | 0-0 | 0 | 0 | 3 | 0 | 7 |
| N. Batchelor | 2-3 | 2-3 | 0-0 | 0 | 1 | 6 | 2 | 14 |
| C. Swanton-Rodger | 1-1 | 0-0 | 0-1 | 2 | 2 | 2 | 0 | 8 |
| P. Dziuba | 0-0 | 0-0 | 0-0 | 0 | 1 | 0 | 0 | 2 |
| TOTALS | 21-52 | 10-27 | 8-12 | 33 | 13 | 60 | 10 | 200 |

Halftime Score – UCLA 49, Maryland 20. Team Rebounds – UCLA 2, Maryland 1. Turnovers – Maryland 16, UCLA 4. Technicals – None. Attendance: 16,625. Officials – Larry Sciroto, Kelly Pfeifer, Keith Kimble.

Game No. 12 – December 17, 2022
Madison Square Garden – New York, N.Y.
(16) UCLA 63, (13) Kentucky 53

UCLA 63

| NAME | FG | 3FG | FT | R | PF | TP | A | MIN |
|---------------|--------------|------------|-------------|-----------|-----------|-----------|-----------|------------|
| A. Bona | 0-0 | 0-0 | 0-0 | 4 | 4 | 0 | 1 | 12 |
| J. Clark | 6-11 | 0-2 | 3-6 | 8 | 2 | 15 | 2 | 36 |
| A. Bailey | 1-6 | 0-0 | 1-2 | 2 | 0 | 3 | 0 | 23 |
| T. Campbell | 7-17 | 0-2 | 1-1 | 3 | 1 | 15 | 2 | 35 |
| J. Jaquez Jr. | 9-19 | 0-2 | 1-2 | 12 | 3 | 19 | 4 | 37 |
| D. Singleton | 3-5 | 2-2 | 0-0 | 1 | 0 | 8 | 1 | 25 |
| K. Nwuba | 1-1 | 0-0 | 0-0 | 3 | 5 | 2 | 0 | 13 |
| D. Andrews | 0-0 | 0-0 | 0-0 | 0 | 1 | 0 | 0 | 2 |
| W. McClendon | 0-0 | 0-0 | 0-0 | 0 | 0 | 0 | 0 | 4 |
| M. Etienne | 0-0 | 0-0 | 1-4 | 5 | 1 | 1 | 1 | 13 |
| TOTALS | 27-59 | 2-8 | 7-15 | 43 | 17 | 63 | 11 | 200 |

KENTUCKY 53

| NAME | FG | 3FG | FT | R | PF | TP | A | MIN |
|-------------|------|-----|-----|----|----|----|---|-----|
| J. Toppin | 2-10 | 0-2 | 1-2 | 7 | 2 | 5 | 2 | 24 |
| O. Tshiebwe | 4-12 | 0-0 | 0-4 | 16 | 3 | 8 | 2 | 39 |

2022-23 BOX SCORES

Game No. 13 – December 21, 2022
Pauley Pavilion – Los Angeles, Calif.
(13) UCLA 81, UC Davis 54

UC DAVIS 54

| NAME | FG | 3FG | FT | R | PF | TP | A | MIN |
|---------------|--------------|-------------|-------------|-----------|-----------|-----------|----------|------------|
| C. Anigwe | 3-9 | 0-2 | 2-2 | 3 | 4 | 8 | 0 | 23 |
| T. Johnson | 6-14 | 0-2 | 1-2 | 2 | 4 | 13 | 4 | 30 |
| R. Beasley | 5-10 | 4-8 | 0-0 | 4 | 1 | 14 | 0 | 36 |
| A. Adebayo | 0-2 | 0-0 | 0-0 | 5 | 1 | 0 | 0 | 27 |
| E. Pepper | 6-13 | 2-5 | 2-4 | 2 | 4 | 16 | 1 | 29 |
| K. Milling | 0-2 | 0-2 | 0-0 | 3 | 1 | 0 | 0 | 17 |
| N. Rocak | 0-0 | 0-0 | 1-2 | 0 | 2 | 1 | 1 | 11 |
| L. DeBruhl | 0-2 | 0-1 | 0-0 | 3 | 2 | 0 | 1 | 9 |
| S. Lose | 0-0 | 0-0 | 0-0 | 2 | 1 | 0 | 0 | 11 |
| D. Henry | 0-3 | 0-0 | 0-0 | 1 | 0 | 0 | 0 | 4 |
| S. Manu | 1-1 | 0-0 | 0-0 | 0 | 0 | 2 | 0 | 3 |
| TOTALS | 21-56 | 6-20 | 6-10 | 32 | 20 | 54 | 7 | 200 |

UCLA 81

| NAME | FG | 3FG | FT | R | PF | TP | A | MIN |
|---------------|--------------|-------------|--------------|-----------|-----------|-----------|-----------|------------|
| A. Bona | 4-10 | 0-0 | 1-2 | 6 | 1 | 9 | 1 | 28 |
| J. Clark | 7-14 | 1-2 | 3-3 | 11 | 0 | 18 | 3 | 34 |
| A. Bailey | 3-6 | 1-1 | 0-0 | 1 | 0 | 7 | 0 | 19 |
| T. Campbell | 6-10 | 1-2 | 4-6 | 2 | 1 | 17 | 5 | 31 |
| J. Jaquez Jr. | 6-10 | 0-0 | 2-3 | 8 | 3 | 14 | 3 | 25 |
| D. Singleton | 2-7 | 2-3 | 0-0 | 3 | 1 | 6 | 0 | 22 |
| K. Nwuba | 2-4 | 0-0 | 0-0 | 3 | 2 | 4 | 0 | 12 |
| D. Andrews | 2-3 | 0-0 | 0-0 | 1 | 0 | 4 | 0 | 9 |
| W. McClendon | 0-2 | 0-2 | 0-0 | 0 | 2 | 0 | 3 | 11 |
| A. Canka | 1-1 | 0-0 | 0-0 | 1 | 1 | 2 | 0 | 9 |
| TOTALS | 33-67 | 5-10 | 10-14 | 39 | 11 | 81 | 15 | 200 |

Halftime Score – UCLA 33, UC Davis 21. Team Rebounds – UC Davis 7, UCLA 3. Turnovers – UC Davis 20, UCLA 12. Technicals – None. Attendance: 7,421. Officials – Keith Kimble, Randy Heimerman, Ryan Holmes.

Game No. 14 – December 30, 2022
Beasley Coliseum – Pullman, Wash.
(11) UCLA 67, Washington State 66

UCLA 67

| NAME | FG | 3FG | FT | R | PF | TP | A | MIN |
|---------------|--------------|-------------|--------------|-----------|-----------|-----------|----------|------------|
| A. Bona | 3-6 | 0-0 | 1-2 | 7 | 3 | 7 | 0 | 29 |
| J. Clark | 3-12 | 0-2 | 2-2 | 6 | 1 | 8 | 2 | 35 |
| T. Campbell | 5-15 | 2-3 | 4-4 | 2 | 2 | 16 | 2 | 37 |
| J. Jaquez Jr. | 5-14 | 0-1 | 10-10 | 8 | 2 | 20 | 0 | 36 |
| D. Singleton | 4-7 | 2-4 | 4-4 | 2 | 3 | 14 | 0 | 31 |
| K. Nwuba | 0-0 | 0-0 | 0-0 | 0 | 3 | 0 | 0 | 9 |
| W. McClendon | 1-2 | 0-1 | 0-0 | 1 | 2 | 2 | 1 | 19 |
| M. Etienne | 0-2 | 0-0 | 0-0 | 0 | 0 | 0 | 0 | 2 |
| D. Andrews | 0-0 | 0-0 | 0-0 | 1 | 0 | 0 | 0 | 1 |
| TOTALS | 21-58 | 4-11 | 21-22 | 31 | 16 | 67 | 5 | 200 |

WASHINGTON STATE 66

| NAME | FG | 3FG | FT | R | PF | TP | A | MIN |
|---------------|--------------|-------------|--------------|-----------|-----------|-----------|-----------|------------|
| DJ Rodman | 7-10 | 2-3 | 3-3 | 5 | 4 | 19 | 1 | 31 |
| A. Jakimovski | 1-4 | 0-2 | 2-2 | 5 | 1 | 4 | 1 | 19 |
| M. Gueye | 6-14 | 1-2 | 5-7 | 18 | 3 | 18 | 0 | 32 |
| TJ Bamba | 2-9 | 1-3 | 0-0 | 4 | 3 | 5 | 2 | 35 |
| J. Powell | 2-6 | 1-5 | 0-0 | 1 | 3 | 5 | 2 | 21 |
| J. Mullins | 4-9 | 3-7 | 0-0 | 2 | 1 | 11 | 3 | 30 |
| K. Houinsou | 1-2 | 0-0 | 0-0 | 3 | 1 | 2 | 1 | 22 |
| A. Diongue | 1-2 | 0-0 | 0-0 | 1 | 1 | 2 | 0 | 10 |
| C. Rosario | 0-0 | 0-0 | 0-0 | 0 | 0 | 0 | 0 | 0+ |
| TOTALS | 24-56 | 8-22 | 10-12 | 40 | 18 | 66 | 10 | 200 |

Halftime Score – Washington State 37, UCLA 32. Team Rebounds – UCLA 4, Washington State 1. Turnovers – Washington State 14, UCLA 6. Technicals – None. Attendance: 3,238. Officials – Frank Harvey III, Larry Scirotto, Deldre Carr.

Game No. 15 – January 1, 2023
Alaska Airlines Arena – Seattle, Wash.
(11) UCLA 74, Washington 49

UCLA 74

| NAME | FG | 3FG | FT | R | PF | TP | A | MIN |
|---------------|--------------|-------------|------------|-----------|-----------|-----------|-----------|------------|
| A. Bona | 8-10 | 0-0 | 2-3 | 2 | 3 | 18 | 0 | 26 |
| J. Clark | 1-9 | 0-1 | 0-0 | 11 | 3 | 2 | 1 | 26 |
| T. Campbell | 5-11 | 4-7 | 1-1 | 3 | 0 | 15 | 11 | 32 |
| J. Jaquez Jr. | 7-15 | 3-5 | 0-0 | 7 | 1 | 17 | 5 | 33 |
| D. Singleton | 4-9 | 2-7 | 4-4 | 3 | 1 | 14 | 0 | 35 |
| K. Nwuba | 0-0 | 0-0 | 0-0 | 0 | 0 | 0 | 0 | 5 |
| W. McClendon | 0-2 | 0-1 | 0-0 | 0 | 1 | 0 | 1 | 13 |
| D. Andrews | 0-0 | 0-0 | 0-0 | 0 | 0 | 0 | 1 | 12 |
| A. Canka | 2-6 | 0-2 | 0-0 | 4 | 1 | 4 | 1 | 12 |
| M. Etienne | 2-2 | 0-0 | 0-0 | 2 | 1 | 4 | 0 | 4 |
| L. Cremonesi | 0-0 | 0-0 | 0-0 | 0 | 0 | 0 | 0 | 2 |
| TOTALS | 29-64 | 9-23 | 7-8 | 36 | 15 | 74 | 20 | 200 |

WASHINGTON 49

| NAME | FG | 3FG | FT | R | PF | TP | A | MIN |
|---------------|--------------|-------------|-------------|-----------|-----------|-----------|-----------|------------|
| K. Brooks Jr. | 1-7 | 0-3 | 4-4 | 4 | 1 | 6 | 2 | 29 |
| B. Meah | 9-10 | 0-0 | 2-5 | 7 | 3 | 20 | 0 | 32 |
| C. Bajema | 3-9 | 1-6 | 2-3 | 7 | 1 | 9 | 1 | 38 |
| K. Menifield | 0-4 | 0-3 | 0-2 | 1 | 0 | 0 | 1 | 11 |
| N. Williams | 2-9 | 0-4 | 1-2 | 2 | 5 | 5 | 5 | 36 |
| J. Bey | 1-5 | 0-2 | 0-0 | 5 | 1 | 2 | 0 | 21 |
| J. Grant | 0-0 | 0-0 | 0-0 | 0 | 0 | 0 | 0 | 2 |
| K. Johnson | 3-10 | 1-6 | 0-0 | 5 | 1 | 7 | 3 | 27 |
| K. Luttinen | 0-1 | 0-1 | 0-0 | 0 | 1 | 0 | 0 | 4 |
| TOTALS | 19-55 | 2-25 | 9-16 | 34 | 13 | 49 | 12 | 200 |

Halftime Score – UCLA 36, Washington 27. Team Rebounds – UCLA 4, Washington 3. Turnovers – Washington 13, UCLA 8. Technicals – Cole Bajema (Washington). Attendance: 7,494. Officials – John Higgins, Mike Reed, Michael Greenstein.

Game No. 16 – January 5, 2023
Pauley Pavilion – Los Angeles, Calif.
(10) UCLA 60, USC 58

USC 58

| NAME | FG | 3FG | FT | R | PF | TP | A | MIN |
|-----------------|--------------|-------------|------------|-----------|-----------|-----------|-----------|------------|
| J. Morgan | 1-1 | 0-0 | 0-0 | 0 | 1 | 2 | 0 | 18 |
| K. Johnson | 4-9 | 0-2 | 0-0 | 4 | 3 | 8 | 2 | 31 |
| B. Ellis | 4-11 | 0-3 | 2-2 | 5 | 2 | 10 | 0 | 30 |
| D. Peterson | 4-8 | 1-2 | 0-0 | 5 | 3 | 9 | 3 | 36 |
| T. White | 3-10 | 1-6 | 0-0 | 4 | 2 | 7 | 2 | 25 |
| R. Dixon-Waters | 7-7 | 0-0 | 2-2 | 4 | 1 | 16 | 2 | 27 |
| M. Thomas | 0-5 | 0-2 | 0-0 | 1 | 1 | 0 | 0 | 12 |
| H. Hornery | 2-2 | 1-1 | 1-2 | 3 | 2 | 6 | 1 | 17 |
| K. Wright | 0-0 | 0-0 | 0-0 | 0 | 3 | 0 | 0 | 4 |
| TOTALS | 25-53 | 3-16 | 5-6 | 30 | 18 | 58 | 10 | 200 |

UCLA 60

| NAME | FG | 3FG | FT | R | PF | TP | A | MIN |
|---------------|--------------|-------------|--------------|-----------|-----------|-----------|-----------|------------|
| A. Bona | 3-5 | 0-0 | 2-4 | 10 | 4 | 8 | 1 | 33 |
| J. Clark | 5-16 | 2-7 | 3-3 | 5 | 2 | 15 | 1 | 37 |
| T. Campbell | 3-14 | 2-7 | 0-0 | 4 | 3 | 8 | 5 | 31 |
| J. Jaquez Jr. | 5-13 | 1-3 | 1-4 | 7 | 0 | 12 | 2 | 38 |
| D. Singleton | 3-8 | 3-7 | 3-4 | 4 | 1 | 12 | 3 | 35 |
| D. Andrews | 1-2 | 1-2 | 0-0 | 0 | 1 | 3 | 0 | 12 |
| W. McClendon | 0-0 | 0-0 | 2-2 | 1 | 0 | 2 | 0 | 7 |
| K. Nwuba | 0-0 | 0-0 | 0-0 | 2 | 0 | 0 | 0 | 7 |
| TOTALS | 20-58 | 9-26 | 11-17 | 36 | 11 | 60 | 12 | 200 |

Halftime Score – UCLA 44, USC 26. Team Rebounds – USC 4, UCLA 3. Turnovers – USC 10, UCLA 8. Technicals – Drew Peterson (USC). Attendance: 13,659. Officials – Tony Padilla, Gregory Nixon, David Hall.

Game No. 17 – January 12, 2023
Pauley Pavilion – Los Angeles, Calif.
(7) UCLA 68, Utah 49

UTAH 49

| NAME | FG | 3FG | FT | R | PF | TP | A | MIN |
|-----------------|--------------|-------------|-------------|-----------|-----------|-----------|----------|------------|
| B. Carlson | 2-5 | 0-1 | 0-1 | 4 | 1 | 4 | 2 | 22 |
| M. Anthony | 1-5 | 0-0 | 2-4 | 4 | 2 | 4 | 0 | 25 |
| L. Stefanovic | 4-10 | 1-4 | 0-0 | 1 | 1 | 9 | 0 | 25 |
| R. Worster | 4-7 | 1-2 | 3-3 | 1 | 0 | 12 | 1 | 23 |
| G. Madsen | 2-9 | 1-4 | 0-0 | 2 | 1 | 5 | 1 | 25 |
| B. Holt | 2-4 | 0-2 | 2-2 | 4 | 2 | 6 | 1 | 24 |
| K. Keita | 0-1 | 0-0 | 0-0 | 3 | 1 | 0 | 0 | 15 |
| L. Tarlac | 0-0 | 0-0 | 0-0 | 0 | 2 | 0 | 0 | 11 |
| M. Saunders Jr. | 1-4 | 1-2 | 0-0 | 1 | 0 | 3 | 3 | 12 |
| J. Brenchley | 0-1 | 0-1 | 0-1 | 2 | 1 | 0 | 0 | 8 |
| W. Jr. Exacte | 2-3 | 2-3 | 0-0 | 0 | 0 | 6 | 1 | 10 |
| B. Haddock | 0-0 | 0-0 | 0-0 | 0 | 0 | 0 | 0 | 1 |
| TOTALS | 18-49 | 6-19 | 7-11 | 26 | 11 | 49 | 9 | 200 |

UCLA 68

| NAME | FG | 3FG | FT | R | PF | TP | A | MIN |
|---------------|--------------|-------------|------------|-----------|-----------|-----------|-----------|------------|
| A. Bona | 7-9 | 0-0 | 1-2 | 8 | 4 | 15 | 2 | 25 |
| J. Clark | 5-10 | 1-3 | 0-0 | 5 | 1 | 11 | 1 | 33 |
| T. Campbell | 7-14 | 3-6 | 0-2 | 2 | 1 | 17 | 7 | 36 |
| J. Jaquez Jr. | 3-11 | 1-2 | 1-2 | 12 | 1 | 8 | 6 | 35 |
| D. Singleton | 3-7 | 0-3 | 0-0 | 1 | 3 | 6 | 1 | 26 |
| W. McClendon | 0-1 | 0-1 | 1-2 | 2 | 1 | 1 | 2 | 14 |
| K. Nwuba | 0-0 | 0-0 | 0-0 | 3 | 2 | 0 | 1 | 15 |
| D. Andrews | 3-5 | 2-3 | 0-0 | 4 | 0 | 8 | 0 | 9 |
| A. Canka | 1-3 | 0-0 | 0-0 | 0 | 1 | 2 | 1 | 5 |
| M. Etienne | 0-0 | 0-0 | 0-0 | 0 | 0 | 0 | 0 | 2 |
| TOTALS | 29-60 | 7-18 | 3-8 | 40 | 14 | 68 | 21 | 200 |

Halftime Score – UCLA 31, Utah 22. Team Rebounds – Utah 4, UCLA 3. Turnovers – Utah 16, UCLA 12. Technicals – None. Attendance: 11,771. Officials – Michael Irving, Glen Mayberry, Jim Schipper.

Game No. 18 – January 14, 2023
Pauley Pavilion – Los Angeles, Calif.
(7) UCLA 68, Colorado 54

COLORADO 54

| NAME | FG | 3FG | FT | R | PF | TP | A | MIN |
|----------------|--------------|-------------|--------------|-----------|-----------|-----------|----------|------------|
| T. da Silva | 2-6 | 2-4 | 4-4 | 2 | 3 | 10 | 0 | 27 |
| L. Lovering | 1-1 | 0-0 | 1-1 | 5 | 3 | 3 | 0 | 24 |
| KJ Simpson | 5-15 | 1-4 | 6-7 | 5 | 1 | 17 | 3 | 35 |
| J. Hadley | 1-8 | 0-0 | 1-2 | 10 | 3 | 3 | 2 | 32 |
| N. Clifford | 2-5 | 0-0 | 1-2 | 0 | 0 | 5 | 1 | 18 |
| L. O'Brien | 2-4 | 1-1 | 0-0 | 5 | 4 | 5 | 0 | 22 |
| J. Hammond III | 0-1 | 0-1 | 0-0 | 0 | 0 | 0 | 2 | 11 |
| J. Ruffin | 2-7 | 0-3 | 7-7 | 3 | 2 | 11 | 0 | 20 |
| E. Wright | 0-2 | 0-1 | 0-0 | 5 | 0 | 0 | 0 | 11 |
| TOTALS | 15-49 | 4-14 | 20-23 | 39 | 16 | 54 | 8 | 200 |

UCLA 68

| NAME | FG | 3FG | FT | R | PF | TP | A | MIN |
|---------------|--------------|-------------|--------------|-----------|-----------|-----------|-----------|---------------|
| A. Bona | 2-4 | 0-0 | 5-7 | 5 | 4 | 9 | 2 | 25 |
| J. Clark | 5-10 | 2-4 | 6-9 | 8 | 4 | 18 | 4 | 35 |
| T. Campbell | 4-15 | 1-6 | 2-2 | 5 | 1 | 11 | 3 | 37 |
| J. Jaquez Jr. | 11-23 | 1-2 | 0-1 | 13 | 3 | 23 | 2 | 38 |
| D. Singleton | 2-9 | 0-6 | 3-4 | 4 | 1 | 7 | 0 | 36 |
| K. Nwuba | 0-0 | 0-0 | 0-0 | 0 | 3 | 0 | 0 | 9 |
| D. Andrews | 0-2 | 0-1 | 0-1 | 2 | 2 | 0 | 0 | 10 |
| W. McClendon | 0-0 | 0-0 | 0-0 | 0 | 2 | 0 | 0 | 5 |
| M. Etienne | 0-0 | 0-0 | 0-0 | 0 | 0 | 0 | 0 | 4 |
| A. Canka | 0-0 | 0-0 | 0-0 | 0 | 0 | 0 | 0 | 1 |
| TOTALS | 24-63 | 4-19 | 16-24 | 39 | 20 | 68 | 11 | 200 </ |

2022-23 BOX SCORES

Game No. 19 – January 19, 2023
Desert Financial Arena – Tempe, Ariz.
(5) UCLA 74, Arizona State 62

UCLA 74

| NAME | FG | 3FG | FT | R | PF | TP | A | MIN |
|---------------|--------------|-------------|--------------|-----------|-----------|-----------|----------|------------|
| A. Bona | 2-4 | 0-0 | 1-2 | 3 | 3 | 5 | 0 | 27 |
| J. Clark | 3-9 | 0-2 | 4-5 | 8 | 1 | 10 | 1 | 39+ |
| T. Campbell | 7-11 | 0-1 | 8-9 | 3 | 1 | 22 | 1 | 34 |
| J. Jaquez Jr. | 4-12 | 1-3 | 0-2 | 6 | 3 | 9 | 5 | 28 |
| D. Singleton | 7-10 | 4-6 | 3-3 | 4 | 1 | 21 | 1 | 38 |
| D. Andrews | 3-4 | 1-1 | 0-0 | 2 | 3 | 7 | 1 | 12 |
| K. Nwuba | 0-1 | 0-0 | 0-0 | 1 | 2 | 0 | 0 | 13 |
| W. McClendon | 0-1 | 0-1 | 0-0 | 0 | 0 | 0 | 0 | 7 |
| A. Canka | 0-0 | 0-0 | 0-0 | 0 | 0 | 0 | 0 | 2 |
| M. Etienne | 0-0 | 0-0 | 0-0 | 0 | 1 | 0 | 0 | 0+ |
| TOTALS | 26-52 | 6-14 | 16-21 | 30 | 15 | 74 | 9 | 200 |

ARIZONA STATE 62

| NAME | FG | 3FG | FT | R | PF | TP | A | MIN |
|------------------|--------------|-------------|-------------|-----------|-----------|-----------|-----------|------------|
| W. Washington | 2-4 | 0-0 | 5-6 | 7 | 2 | 9 | 2 | 33 |
| DJ Horne | 4-9 | 2-4 | 4-4 | 2 | 3 | 14 | 3 | 34 |
| D. Cambridge Jr. | 6-14 | 3-7 | 0-0 | 3 | 2 | 15 | 1 | 30 |
| F. Collins | 2-3 | 2-2 | 0-0 | 3 | 2 | 6 | 3 | 30 |
| D. Cambridge | 3-9 | 0-4 | 0-0 | 4 | 1 | 6 | 1 | 31 |
| A. Nunez | 4-6 | 2-4 | 0-0 | 0 | 1 | 10 | 1 | 13 |
| A. Gaffney | 0-1 | 0-1 | 0-2 | 1 | 0 | 0 | 0 | 10 |
| J. Neal | 0-1 | 0-0 | 0-0 | 1 | 2 | 0 | 0 | 5 |
| D. Brennan | 0-1 | 0-0 | 0-0 | 0 | 2 | 0 | 0 | 4 |
| L. Muhamamad | 0-0 | 0-0 | 0-0 | 0 | 0 | 0 | 0 | 8 |
| E. Boakye | 1-1 | 0-0 | 0-0 | 0 | 0 | 2 | 1 | 4 |
| TOTALS | 22-49 | 9-22 | 9-12 | 25 | 15 | 62 | 12 | 200 |

Halftime Score – Arizona State 35, UCLA 30. Team Rebounds – Arizona State 4, UCLA 3. Turnovers – Arizona State 18, UCLA 13. Technicals – Dylan Andrews (UCLA), Devan Cambridge (ASU). Attendance: 13,363. Officials – Keith Kimble, Mike Reed, Nate Harris.

Game No. 20 – January 21, 2023
McKale Center – Tucson, Ariz.
(11) Arizona 58, (5) UCLA 52

UCLA 52

| NAME | FG | 3FG | FT | R | PF | TP | A | MIN |
|---------------|--------------|-------------|-------------|-----------|-----------|-----------|-----------|------------|
| A. Bona | 5-6 | 0-0 | 1-2 | 6 | 4 | 11 | 1 | 27 |
| J. Clark | 4-13 | 1-3 | 3-4 | 10 | 1 | 12 | 1 | 34 |
| T. Campbell | 5-18 | 2-4 | 1-2 | 2 | 2 | 13 | 7 | 37 |
| J. Jaquez Jr. | 5-17 | 1-6 | 1-3 | 11 | 2 | 12 | 2 | 37 |
| D. Singleton | 0-5 | 0-3 | 0-0 | 2 | 2 | 0 | 0 | 35 |
| K. Nwuba | 0-0 | 0-0 | 0-0 | 2 | 4 | 0 | 2 | 10 |
| W. McClendon | 2-4 | 0-2 | 0-0 | 1 | 0 | 4 | 0 | 10 |
| D. Andrews | 0-4 | 0-2 | 0-0 | 0 | 0 | 0 | 0 | 8 |
| M. Etienne | 0-0 | 0-0 | 0-0 | 2 | 1 | 0 | 0 | 3 |
| TOTALS | 21-67 | 4-20 | 6-11 | 44 | 16 | 52 | 13 | 200 |

ARIZONA 58

| NAME | FG | 3FG | FT | R | PF | TP | A | MIN |
|------------------|--------------|-------------|--------------|-----------|-----------|-----------|-----------|------------|
| A. Tubelis | 5-15 | 0-0 | 4-6 | 10 | 3 | 14 | 2 | 33 |
| C. Henderson Jr. | 0-1 | 0-1 | 0-0 | 4 | 4 | 0 | 1 | 21 |
| O. Ballo | 4-8 | 0-0 | 8-11 | 8 | 1 | 16 | 1 | 31 |
| C. Ramey | 4-6 | 3-5 | 0-0 | 3 | 3 | 11 | 2 | 33 |
| K. Kriisa | 2-9 | 2-8 | 1-1 | 4 | 1 | 7 | 2 | 36 |
| P. Larsson | 3-7 | 0-2 | 2-2 | 4 | 1 | 8 | 3 | 30 |
| K. Boswell | 1-3 | 0-2 | 0-0 | 2 | 0 | 2 | 2 | 15 |
| TOTALS | 19-49 | 5-18 | 15-20 | 37 | 13 | 58 | 13 | 200 |

Halftime Score – Arizona 26, UCLA 23. Team Rebounds – UCLA 8, Arizona 2. Turnovers – Arizona 17, UCLA 11. Technicals – Jaylen Clark (UCLA). Attendance: 14,688. Officials – Tony Padilla, Frank Harvey III, Michael Greenstein.

Game No. 21 – January 26, 2023
Galen Center – Los Angeles, Calif.
USC 77, (8) UCLA 64

UCLA 64

| NAME | FG | 3FG | FT | R | PF | TP | A | MIN |
|---------------|--------------|-------------|--------------|-----------|-----------|-----------|-----------|------------|
| A. Bona | 2-4 | 0-0 | 3-6 | 7 | 4 | 7 | 0 | 30 |
| J. Clark | 0-7 | 0-2 | 3-4 | 5 | 2 | 3 | 0 | 26 |
| T. Campbell | 4-10 | 2-3 | 4-4 | 1 | 1 | 14 | 7 | 38 |
| J. Jaquez Jr. | 5-10 | 1-3 | 4-4 | 8 | 1 | 15 | 2 | 37 |
| D. Singleton | 5-14 | 4-9 | 0-0 | 5 | 4 | 14 | 2 | 33 |
| M. Etienne | 0-0 | 0-0 | 0-0 | 0 | 0 | 0 | 0 | 4 |
| A. Bailey | 4-10 | 1-1 | 2-2 | 3 | 0 | 11 | 2 | 23 |
| W. McClendon | 0-1 | 0-0 | 0-0 | 1 | 2 | 0 | 0 | 3 |
| K. Nwuba | 0-0 | 0-0 | 0-0 | 1 | 0 | 0 | 0 | 7 |
| TOTALS | 20-56 | 8-18 | 16-20 | 34 | 15 | 64 | 13 | 200 |

USC 77

| NAME | FG | 3FG | FT | R | PF | TP | A | MIN |
|-----------------|--------------|--------------|--------------|-----------|-----------|-----------|-----------|------------|
| J. Morgan | 0-1 | 0-0 | 0-0 | 1 | 3 | 0 | 0 | 23 |
| K. Johnson | 2-8 | 2-4 | 4-4 | 5 | 3 | 10 | 5 | 38 |
| B. Ellis | 9-17 | 3-9 | 10-10 | 4 | 3 | 31 | 6 | 37 |
| D. Peterson | 6-10 | 3-4 | 1-2 | 4 | 3 | 16 | 2 | 39 |
| T. White | 3-5 | 1-2 | 0-0 | 4 | 4 | 7 | 0 | 23 |
| R. Dixon-Waters | 2-6 | 1-3 | 0-0 | 1 | 2 | 5 | 1 | 14 |
| V. Iwuchukwu | 2-3 | 0-0 | 2-2 | 3 | 0 | 6 | 0 | 17 |
| O. Sellers | 1-1 | 0-0 | 0-0 | 0 | 0 | 2 | 0 | 4 |
| M. Thomas | 0-0 | 0-0 | 0-0 | 2 | 0 | 0 | 0 | 6 |
| TOTALS | 25-51 | 10-22 | 17-18 | 26 | 18 | 77 | 14 | 200 |

Halftime Score – UCLA 37, USC 25. Team Rebounds – UCLA 3, USC 2. Turnovers – UCLA 13, USC 9. Technicals – Head Coach (UCLA). Attendance: 9,605. Officials – Verne Harris, Randy McCall, Michael Irving.

Game No. 22 – February 2, 2023
Pauley Pavilion – Los Angeles, Calif.
(9) UCLA 70, Washington 61

WASHINGTON 61

| NAME | FG | 3FG | FT | R | PF | TP | A | MIN |
|---------------|--------------|-------------|-------------|-----------|-----------|-----------|-----------|------------|
| K. Brooks Jr. | 9-17 | 2-7 | 3-6 | 2 | 2 | 23 | 1 | 39 |
| B. Meah | 4-4 | 0-0 | 2-3 | 6 | 5 | 10 | 2 | 35 |
| PJ Fuller II | 3-10 | 3-7 | 2-2 | 6 | 2 | 11 | 3 | 35 |
| C. Bajema | 4-7 | 3-5 | 0-0 | 4 | 4 | 11 | 2 | 29 |
| K. Menifield | 0-2 | 0-1 | 0-0 | 0 | 1 | 0 | 1 | 13 |
| J. Bey | 2-9 | 0-6 | 2-2 | 3 | 1 | 6 | 4 | 35 |
| K. Johnson | 0-0 | 0-0 | 0-0 | 0 | 2 | 0 | 1 | 9 |
| J. Grant | 0-0 | 0-0 | 0-0 | 0 | 0 | 0 | 0 | 1 |
| L. Wilson | 0-0 | 0-0 | 0-0 | 0 | 0 | 0 | 0 | 2 |
| TOTALS | 22-49 | 8-26 | 9-13 | 23 | 17 | 61 | 13 | 200 |

UCLA 70

| NAME | FG | 3FG | FT | R | PF | TP | A | MIN |
|---------------|--------------|-------------|--------------|-----------|-----------|-----------|-----------|------------|
| A. Bona | 3-4 | 0-0 | 4-7 | 8 | 4 | 10 | 0 | 35 |
| J. Clark | 4-9 | 0-2 | 1-2 | 7 | 4 | 9 | 3 | 29 |
| A. Bailey | 6-9 | 1-2 | 0-1 | 1 | 2 | 13 | 3 | 24 |
| T. Campbell | 4-8 | 1-5 | 2-2 | 1 | 2 | 11 | 5 | 32 |
| J. Jaquez Jr. | 6-13 | 1-3 | 2-2 | 10 | 4 | 15 | 1 | 31 |
| D. Singleton | 2-8 | 2-7 | 3-4 | 5 | 2 | 9 | 0 | 33 |
| D. Andrews | 1-2 | 1-2 | 0-0 | 1 | 2 | 3 | 3 | 10 |
| K. Nwuba | 0-0 | 0-0 | 0-0 | 0 | 0 | 0 | 0 | 5 |
| A. Canka | 0-0 | 0-0 | 0-0 | 0 | 0 | 0 | 0 | 0+ |
| TOTALS | 26-51 | 6-21 | 12-18 | 36 | 20 | 70 | 15 | 200 |

Halftime Score – UCLA 38, Washington 22. Team Rebounds – UCLA 3, Washington 2. Turnovers – Washington 20, UCLA 18. Technicals – None. Attendance: 8,309. Officials – David Hall, Frank Harvey III, Jim Schipper.

Game No. 23 – February 4, 2023
Pauley Pavilion – Los Angeles, Calif.
(9) UCLA 76, Washington State 52

WASHINGTON STATE 52

| NAME | FG | 3FG | FT | R | PF | TP | A | MIN |
|---------------|--------------|-------------|-------------|-----------|-----------|-----------|-----------|------------|
| A. Jakimovski | 2-6 | 1-4 | 0-0 | 6 | 1 | 5 | 2 | 30 |
| M. Gueye | 3-13 | 0-1 | 0-2 | 4 | 3 | 6 | 2 | 31 |
| J. Mullins | 1-7 | 1-6 | 2-2 | 4 | 1 | 5 | 2 | 29 |
| TJ Bamba | 6-11 | 2-6 | 5-6 | 5 | 1 | 19 | 0 | 34 |
| J. Powell | 5-13 | 5-10 | 2-2 | 4 | 1 | 17 | 1 | 34 |
| K. Houinsou | 0-2 | 0-0 | 0-2 | 4 | 1 | 0 | 4 | 18 |
| C. Rosario | 0-2 | 0-0 | 0-0 | 2 | 1 | 0 | 0 | 16 |
| J. Wilson | 0-1 | 0-0 | 0-0 | 1 | 2 | 0 | 0 | 6 |
| A. Diongue | 0-0 | 0-0 | 0-0 | 0 | 0 | 0 | 0 | 1 |
| B. Olesen | 0-0 | 0-0 | 0-0 | 0 | 0 | 0 | 0 | 1 |
| TOTALS | 17-55 | 9-27 | 9-14 | 32 | 11 | 52 | 11 | 200 |

UCLA 76

| NAME | FG | 3FG | FT | R | PF | TP | A | MIN |
|---------------|--------------|-------------|-------------|-----------|-----------|-----------|-----------|------------|
| A. Bona | 4-5 | 0-0 | 1-2 | 3 | 3 | 9 | 0 | 29 |
| J. Clark | 5-15 | 2-4 | 0-0 | 4 | 2 | 12 | 1 | 36 |
| A. Bailey | 4-7 | 2-4 | 0-0 | 4 | 3 | 10 | 1 | 20 |
| T. Campbell | 2-8 | 0-4 | 0-1 | 3 | 1 | 4 | 9 | 30 |
| J. Jaquez Jr. | 9-17 | 3-5 | 3-4 | 15 | 1 | 24 | 2 | 33 |
| D. Singleton | 2-4 | 2-4 | 2-2 | 3 | 1 | 8 | 2 | 23 |
| D. Andrews | 2-4 | 0-1 | 0-0 | 3 | 1 | 4 | 3 | 14 |
| A. Canka | 0-0 | 0-0 | 0-0 | 1 | 0 | 0 | 0 | 3 |
| M. Etienne | 1-1 | 0-0 | 1-2 | 2 | 0 | 3 | 0 | 3 |
| L. Cremonesi | 0-0 | 0-0 | 0-0 | 0 | 0 | 0 | 0 | 1 |
| R. Stong | 0-0 | 0-0 | 0-0 | 0 | 0 | 0 | 0 | 1 |
| TOTALS | 30-62 | 9-22 | 7-11 | 40 | 14 | 76 | 18 | 200 |

Halftime Score – UCLA 35, Washington State 26. Team Rebounds – Washington State 2, UCLA 1. Turnovers – Washington State 15, UCLA 10. Technicals – None. Attendance: 10,117. Officials – Gerry Pollard, Eric Curry, Glen Mayberry.

Game No. 24 – February 9, 2023
Gill Coliseum – Corvallis, Ore.
(7) UCLA 62, Oregon State 47

UCLA 62

| NAME | FG | 3FG | FT | R | PF | TP | A | MIN |
|---------------|-------|-----|-----|----|----|----|---|-----|
| A. Bona | 1-1 | 0-0 | 1-2 | 5 | 2 | 3 | 0 | 24 |
| J. Clark | 7-10 | 1-3 | 1-2 | 3 | 5 | 16 | 3 | 30 |
| A. Bailey | 10-16 | 0-2 | 4-4 | 2 | 1 | 24 | 1 | 26 |
| T. Campbell | 1-6 | 1-4 | 0-0 | 2 | 0 | 3 | 5 | 27 |
| J. Jaquez Jr. | 3-10 | 1-3 | 0-1 | 12 | 3 | 7 | 2 | 28 |
| W. McClendon | 0-1 | 0-0 | 0-0 | 1 | 0 | 0 | 1 | 10 |
| D. Singleton | 2-4 | 2-4 | 0-0 | 1 | 1 | 6 | 0 | 21 |
| K. Nwuba | 0-0 | 0-0 | 0-0 | 2 | 0 | 0 | 0 | 16 |
| D. Andrews | 1-2 | 1-2 | 0-0 | 1 | 2 | 3 | 1 | 12 |
| M. Etienne | 0-0 | 0-0 | | | | | | |

2022-23 BOX SCORES

Game No. 25 – February 11, 2023
Matthew Knight Arena – Eugene, Ore.
(7) UCLA 70, Oregon 63

UCLA 70

| NAME | FG | 3FG | FT | R | PF | TP | A | MIN |
|---------------|--------------|-------------|--------------|-----------|-----------|-----------|-----------|------------|
| A. Bona | 3-5 | 0-0 | 0-0 | 4 | 5 | 6 | 0 | 13 |
| J. Clark | 4-10 | 1-1 | 4-7 | 3 | 1 | 13 | 3 | 33 |
| A. Bailey | 4-7 | 0-1 | 0-1 | 2 | 2 | 8 | 0 | 27 |
| T. Campbell | 4-15 | 1-4 | 0-1 | 1 | 0 | 9 | 4 | 38 |
| J. Jaquez Jr. | 8-20 | 2-3 | 7-8 | 12 | 1 | 25 | 3 | 39 |
| K. Nwuba | 0-1 | 0-0 | 0-0 | 1 | 5 | 0 | 0 | 12 |
| D. Andrews | 0-0 | 0-0 | 0-0 | 0 | 0 | 0 | 0 | 1 |
| W. McClendon | 0-0 | 0-0 | 0-0 | 1 | 0 | 0 | 0 | 3 |
| D. Singleton | 2-2 | 2-2 | 3-4 | 3 | 1 | 9 | 2 | 20 |
| M. Etienne | 0-0 | 0-0 | 0-0 | 4 | 1 | 0 | 0 | 14 |
| TOTALS | 25-60 | 6-11 | 14-21 | 35 | 20 | 70 | 12 | 200 |

OREGON 63

| NAME | FG | 3FG | FT | R | PF | TP | A | MIN |
|---------------|--------------|-------------|--------------|-----------|-----------|-----------|-----------|------------|
| N. Dante | 5-9 | 0-0 | 3-5 | 9 | 3 | 13 | 0 | 29 |
| N. Bittle | 0-0 | 0-0 | 0-0 | 2 | 2 | 0 | 0 | 11 |
| W. Richardson | 2-8 | 1-5 | 0-0 | 3 | 4 | 5 | 3 | 38 |
| J. Couisnard | 5-11 | 2-6 | 7-8 | 2 | 1 | 19 | 3 | 34 |
| R. Soares | 3-4 | 1-2 | 2-2 | 1 | 3 | 9 | 2 | 27 |
| Q. Guerrier | 1-5 | 1-4 | 0-0 | 7 | 3 | 3 | 1 | 17 |
| K. Ware | 3-8 | 0-1 | 2-2 | 6 | 0 | 8 | 0 | 10 |
| K. Barthelemy | 2-3 | 2-2 | 0-0 | 1 | 1 | 6 | 2 | 28 |
| L. Wur | 0-0 | 0-0 | 0-0 | 1 | 2 | 0 | 0 | 5 |
| B. Rigbsby | 0-0 | 0-0 | 0-0 | 0 | 1 | 0 | 0 | 1 |
| TOTALS | 21-48 | 7-20 | 14-17 | 35 | 20 | 63 | 11 | 200 |

Halftime Score – Oregon 33, UCLA 30. Team Rebounds – UCLA 4, Oregon 3. Turnovers – Oregon 16, UCLA 8. Technicals – None. Attendance: 10,272. Officials – Tony Padilla, Shawn Lehigh, Nate Harris.

Game No. 26 – February 16, 2023
Pauley Pavilion – Los Angeles, Calif.
(4) UCLA 73, Stanford 64

STANFORD 64

| NAME | FG | 3FG | FT | R | PF | TP | A | MIN |
|---------------|--------------|-------------|------------|-----------|-----------|-----------|-----------|------------|
| S. Jones | 2-6 | 2-5 | 0-0 | 2 | 4 | 6 | 1 | 27 |
| B. Angel | 3-6 | 0-0 | 1-2 | 7 | 4 | 7 | 0 | 25 |
| M. Raynaud | 6-10 | 0-1 | 0-0 | 10 | 4 | 12 | 2 | 36 |
| H. Ingram | 6-12 | 0-2 | 1-2 | 7 | 3 | 13 | 5 | 28 |
| M. O'Connell | 2-4 | 0-0 | 0-0 | 4 | 5 | 4 | 5 | 31 |
| M. Jones | 6-10 | 3-5 | 0-0 | 1 | 4 | 15 | 0 | 29 |
| M. Murrell | 1-3 | 1-2 | 0-0 | 0 | 0 | 3 | 0 | 9 |
| I. Silva | 2-5 | 0-1 | 0-2 | 0 | 1 | 4 | 1 | 14 |
| R. Agarwal | 0-0 | 0-0 | 0-0 | 0 | 0 | 0 | 0 | 1 |
| J. Moss | 0-0 | 0-0 | 0-0 | 0 | 1 | 0 | 0 | 0+ |
| TOTALS | 28-56 | 6-16 | 2-6 | 34 | 26 | 64 | 14 | 200 |

UCLA 73

| NAME | FG | 3FG | FT | R | PF | TP | A | MIN |
|---------------|--------------|-------------|--------------|-----------|-----------|-----------|-----------|------------|
| A. Bona | 4-4 | 0-0 | 0-2 | 4 | 5 | 8 | 2 | 25 |
| J. Clark | 6-9 | 2-2 | 2-2 | 6 | 1 | 16 | 2 | 37 |
| A. Bailey | 0-5 | 0-1 | 0-0 | 3 | 1 | 0 | 2 | 16 |
| T. Campbell | 2-7 | 1-3 | 2-2 | 2 | 1 | 7 | 2 | 24 |
| J. Jaquez Jr. | 8-17 | 1-5 | 9-11 | 9 | 1 | 26 | 3 | 39 |
| D. Singleton | 2-8 | 2-7 | 2-2 | 2 | 2 | 8 | 0 | 25 |
| D. Andrews | 1-2 | 0-1 | 1-1 | 0 | 2 | 3 | 2 | 14 |
| K. Nwuba | 1-1 | 0-0 | 0-1 | 0 | 0 | 2 | 0 | 4 |
| W. McClendon | 1-4 | 1-3 | 0-2 | 3 | 0 | 3 | 0 | 13 |
| M. Etienne | 0-0 | 0-0 | 0-2 | 1 | 1 | 0 | 0 | 4 |
| TOTALS | 25-57 | 7-22 | 16-25 | 32 | 15 | 73 | 13 | 200 |

Halftime Score – Stanford 31, UCLA 27. Team Rebounds – Stanford 3, UCLA 2. Turnovers – Stanford 14, UCLA 7. Technicals – Head Coach (UCLA). Attendance: 10,241. Officials – Greg Nixon, Mike Scyphers, Tommy Nunez.

Game No. 27 – February 18, 2023
Pauley Pavilion – Los Angeles, Calif.
(4) UCLA 78, California 43

CALIFORNIA 43

| NAME | FG | 3FG | FT | R | PF | TP | A | MIN |
|---------------|--------------|-------------|--------------|-----------|-----------|-----------|----------|------------|
| M. Bowser | 0-4 | 0-2 | 2-2 | 1 | 0 | 2 | 1 | 25 |
| G. Newell | 2-11 | 1-2 | 4-6 | 6 | 1 | 9 | 1 | 31 |
| S. Alajiki | 1-3 | 0-0 | 0-0 | 3 | 2 | 2 | 0 | 23 |
| L. Thiemann | 0-3 | 0-0 | 5-6 | 4 | 1 | 5 | 1 | 21 |
| J. Brown | 5-12 | 0-1 | 0-0 | 1 | 1 | 10 | 0 | 32 |
| ND Okafor | 0-4 | 0-0 | 1-2 | 2 | 4 | 1 | 0 | 18 |
| K. Kuany | 3-10 | 2-5 | 6-7 | 5 | 2 | 14 | 0 | 29 |
| O. Anyanwu | 0-0 | 0-0 | 0-0 | 1 | 0 | 0 | 1 | 9 |
| M. Roberson | 0-2 | 0-1 | 0-0 | 2 | 2 | 0 | 0 | 9 |
| W. Robinson | 0-1 | 0-0 | 0-0 | 0 | 0 | 0 | 0 | 3 |
| TOTALS | 11-50 | 3-11 | 18-23 | 29 | 13 | 43 | 4 | 200 |

UCLA 78

| NAME | FG | 3FG | FT | R | PF | TP | A | MIN |
|---------------|--------------|-------------|--------------|-----------|-----------|-----------|-----------|------------|
| A. Bona | 3-4 | 0-0 | 0-0 | 4 | 2 | 6 | 1 | 23 |
| J. Clark | 5-9 | 1-3 | 2-2 | 5 | 1 | 13 | 3 | 33 |
| A. Bailey | 7-12 | 1-2 | 1-2 | 9 | 2 | 16 | 3 | 21 |
| T. Campbell | 3-7 | 1-4 | 0-0 | 2 | 1 | 7 | 5 | 24 |
| J. Jaquez Jr. | 6-11 | 2-5 | 6-7 | 8 | 2 | 20 | 2 | 26 |
| D. Andrews | 3-6 | 0-2 | 0-0 | 0 | 2 | 6 | 1 | 17 |
| W. McClendon | 1-3 | 0-1 | 2-2 | 4 | 0 | 4 | 2 | 17 |
| M. Etienne | 0-2 | 0-0 | 0-0 | 6 | 4 | 0 | 1 | 17 |
| D. Singleton | 2-3 | 1-2 | 0-0 | 1 | 0 | 5 | 1 | 18 |
| L. Cremonesi | 0-0 | 0-0 | 0-0 | 0 | 1 | 0 | 0 | 2 |
| R. Stong | 0-1 | 0-1 | 1-2 | 1 | 0 | 1 | 0 | 2 |
| TOTALS | 30-58 | 6-20 | 12-15 | 41 | 15 | 78 | 19 | 200 |

Halftime Score – UCLA 38, California 15. Team Rebounds – California 4, UCLA 1. Turnovers – California 14, UCLA 10. Technicals – None. Attendance: 13,659. Officials – Mike Reed, Scott Brown, Casey McClellan.

Game No. 28 – February 23, 2023
Jon M. Huntsman Center – Salt Lake City, Utah
(4) UCLA 78, Utah 71

UCLA 78

| NAME | FG | 3FG | FT | R | PF | TP | A | MIN |
|---------------|--------------|-------------|-------------|-----------|-----------|-----------|-----------|------------|
| A. Bona | 3-5 | 0-0 | 0-3 | 7 | 4 | 6 | 0 | 16 |
| J. Clark | 4-8 | 0-1 | 1-3 | 3 | 1 | 9 | 5 | 36 |
| A. Bailey | 3-9 | 1-3 | 0-0 | 1 | 2 | 7 | 2 | 31 |
| T. Campbell | 6-12 | 3-4 | 3-4 | 2 | 2 | 18 | 5 | 30 |
| J. Jaquez Jr. | 10-15 | 2-2 | 1-2 | 8 | 2 | 23 | 3 | 30 |
| W. McClendon | 0-2 | 0-1 | 0-0 | 1 | 1 | 0 | 1 | 6 |
| D. Andrews | 4-7 | 1-1 | 1-2 | 2 | 1 | 10 | 1 | 10 |
| K. Nwuba | 0-0 | 0-0 | 0-0 | 0 | 1 | 0 | 0 | 13 |
| D. Singleton | 1-4 | 1-3 | 0-0 | 3 | 1 | 3 | 0 | 22 |
| M. Etienne | 1-1 | 0-0 | 0-0 | 1 | 2 | 2 | 0 | 6 |
| TOTALS | 32-63 | 8-15 | 6-14 | 34 | 17 | 78 | 17 | 200 |

UTAH 71

| NAME | FG | 3FG | FT | R | PF | TP | A | MIN |
|-----------------|--------------|-------------|--------------|-----------|-----------|-----------|-----------|------------|
| Ben Carlson | 1-1 | 1-1 | 1-2 | 3 | 0 | 4 | 0 | 14 |
| Bran. Carlson | 4-14 | 1-6 | 5-7 | 2 | 2 | 14 | 4 | 30 |
| M. Anthony | 3-6 | 0-0 | 3-4 | 12 | 3 | 9 | 2 | 37 |
| W. Exacte | 1-4 | 1-3 | 0-0 | 2 | 4 | 3 | 1 | 23 |
| L. Stefanovic | 3-10 | 0-5 | 1-1 | 1 | 2 | 7 | 1 | 35 |
| B. Holt | 4-7 | 0-0 | 1-2 | 7 | 3 | 9 | 3 | 28 |
| M. Saunders Jr. | 10-17 | 3-6 | 2-2 | 3 | 0 | 25 | 2 | 24 |
| K. Keita | 0-1 | 0-0 | 0-0 | 4 | 2 | 0 | 0 | 10 |
| J. Brenchley | 0-0 | 0-0 | 0-0 | 1 | 0 | 0 | 0 | 0+ |
| TOTALS | 26-60 | 6-21 | 13-18 | 37 | 16 | 71 | 13 | 200 |

Halftime Score – UCLA 43, Utah 31. Team Rebounds – UCLA 6, Utah 2. Turnovers – Utah 12, UCLA 6. Technicals – None. Attendance: 8,497. Officials – Michael Greenstein, Eric Curry, Rick Batsell.

Game No. 29 – February 26, 2023
CU Events Center – Boulder, Colo.
(4) UCLA 60, Colorado 56

UCLA 60

| NAME | FG | 3FG | FT | R | PF | TP | A | MIN |
|---------------|--------------|-------------|--------------|-----------|-----------|-----------|----------|------------|
| A. Bona | 2-2 | 0-0 | 4-6 | 7 | 4 | 8 | 1 | 28 |
| J. Clark | 3-11 | 0-3 | 2-2 | 1 | 5 | 8 | 0 | 32 |
| A. Bailey | 4-8 | 0-0 | 3-4 | 3 | 4 | 11 | 0 | 21 |
| T. Campbell | 5-12 | 1-3 | 3-4 | 6 | 1 | 14 | 3 | 37 |
| J. Jaquez Jr. | 7-14 | 0-5 | 3-4 | 5 | 1 | 17 | 2 | 36 |
| W. McClendon | 1-2 | 0-1 | 0-0 | 1 | 2 | 2 | 0 | 10 |
| K. Nwuba | 0-2 | 0-0 | 0-0 | 2 | 0 | 0 | 0 | 3 |
| D. Singleton | 0-1 | 0-1 | 0-0 | 2 | 3 | 0 | 0 | 22 |
| D. Andrews | 0-1 | 0-1 | 0-2 | 0 | 0 | 0 | 0 | 5 |
| M. Etienne | 0-1 | 0-0 | 0-0 | 2 | 0 | 0 | 0 | 6 |
| TOTALS | 22-54 | 1-14 | 15-22 | 35 | 20 | 60 | 6 | 200 |

COLORADO 56

| NAME | FG | 3FG | FT | R | PF | TP | A | MIN |
|----------------|--------------|-------------|--------------|-----------|-----------|-----------|-----------|------------|
| T. da Silva | 5-13 | 1-4 | 2-2 | 9 | 3 | 13 | 1 | 31 |
| L. Lovering | 2-4 | 0-0 | 3-6 | 6 | 2 | 7 | 2 | 27 |
| L. O'Brien | 4-9 | 3-6 | 2-6 | 10 | 2 | 13 | 1 | 36 |
| KJ Simpson | 4-14 | 0-3 | 6-7 | 1 | 3 | 14 | 2 | 38 |
| N. Clifford | 1-7 | 1-3 | 0-2 | 9 | 2 | 3 | 2 | 23 |
| J. Hammond III | 1-2 | 1-1 | 0-0 | 2 | 1 | 3 | 0 | 16 |
| E. Wright | 0-3 | 0-3 | 0-0 | 1 | 3 | 0 | 3 | 25 |
| Q. Allen | 1-2 | 1-2 | 0-0 | 0 | 0 | 3 | 0 | 5 |
| TOTALS | 18-54 | 7-22 | 13-23 | 40 | 16 | 56 | 11 | 200 |

Halftime Score – Colorado 30, UCLA 28. Team Rebounds – UCLA 6, Colorado 2. Turnovers – Colorado 12, UCLA 9. Technicals – None. Attendance: 8,680. Officials – John Higgins, Tony Padilla, Gregory Nixon.

Game No. 30 – March 2, 2023
Pauley Pavilion – Los Angeles, Calif.
(4) UCLA 79, Arizona State 61

ARIZONA STATE 61

| NAME | FG | 3FG | FT | R | PF | TP | A | MIN |
|--------------------|--------------|-------------|--------------|-----------|-----------|-----------|----------|------------|
| W. Washington | 5-6 | 0-0 | 2-2 | 6 | 2 | 12 | 1 | 30 |
| DJ Horne | 3-7 | 3-5 | 4-4 | 3 | 1 | 13 | 2 | 30 |
| Des. Cambridge Jr. | 3-12 | 2-7 | 2-2 | 2 | 4 | 10 | 2 | 29 |
| F. Collins | 4-10 | 1-2 | 0-2 | 3 | 3 | 9 | 3 | 31 |
| Dev. Cambridge | 1-4 | 0-2 | 0-0 | 2 | 5 | 2 | 1 | 19 |
| J. Neal | 1-3 | 1-1 | 3-4 | 1 | 0 | 6 | 0 | 20 |
| A. Gaffney | 1-3 | 0-2 | 0-0 | 0 | 2 | 2 | 0 | 17 |
| L. Muhammad | 2-2 | 0-0 | 0-0 | 2 | 0 | 4 | 0 | 10 |
| D. Brennan | 1-2 | 0-0 | 0-2 | 2 | 2 | 2 | 0 | 7 |
| E. Boakye | 0-1 | 0-0 | 1-4 | 1 | 0 | 1 | 0 | 3 |
| B. Hurley | 0-0 | 0-0 | 0-0 | 0 | 0 | 0 | 0 | 1 |
| M. Burno | 0-0 | 0-0 | 0-0 | 0 | 0 | 0 | 0 | 1 |
| J. Olmsted | 0-0 | 0-0 | 0-0 | 0 | 0 | 0 | 0 | 1 |
| J. Williams | 0-0 | 0-0 | 0-0 | 0 | 0 | 0 | 0 | 1 |
| TOTALS | 21-50 | 7-19 | 12-20 | 23 | 19 | 61 | 9 | 200 |

UCLA 79

| NAME | FG | 3FG | FT | R | PF | TP | A | MIN |
|---------------|------|-----|------|----|----|----|---|-----|
| A. Bona | 3-7 | 0-0 | 2-2 | 11 | 3 | 8 | 0 | 25 |
| J. Clark | 6-10 | 1-3 | 2-4 | 11 | 3 | 15 | 1 | 34 |
| A. Bailey | 0-6 | 0-1 | 2-2 | 9 | 0 | 2 | 2 | 22 |
| T. Campbell | 5-11 | 2-5 | 6-6 | 3 | 2 | 18 | 4 | 35 |
| J. Jaquez Jr. | 8-18 | 1-3 | 9-10 | 7 | 2 | 26 | 0 | 35 |
| K. Nwuba | 0-0 | 0-0 | 0-0 | 0 | 2 | 0 | 0 | 7 |

2022-23 BOX SCORES

Game No. 31 – March 4, 2023
Pauley Pavilion – Los Angeles, Calif.
(4) UCLA 82, (8) Arizona 73

ARIZONA 73

| NAME | FG | 3FG | FT | R | PF | TP | A | MIN |
|------------------|--------------|-------------|--------------|-----------|-----------|-----------|-----------|------------|
| A. Tubelis | 8-13 | 0-0 | 8-8 | 10 | 5 | 24 | 1 | 29 |
| C. Henderson Jr. | 1-6 | 0-3 | 0-0 | 1 | 2 | 2 | 1 | 31 |
| O. Ballo | 2-4 | 0-0 | 2-5 | 5 | 1 | 6 | 0 | 30 |
| C. Ramey | 2-11 | 0-4 | 0-0 | 4 | 2 | 4 | 3 | 27 |
| K. Kriisa | 5-10 | 3-5 | 0-0 | 4 | 5 | 13 | 4 | 35 |
| P. Larsson | 4-6 | 1-2 | 1-1 | 3 | 5 | 10 | 1 | 22 |
| K. Boswell | 5-7 | 4-6 | 0-0 | 2 | 2 | 14 | 2 | 24 |
| H. Veesaar | 0-0 | 0-0 | 0-2 | 1 | 0 | 0 | 0 | 1 |
| F. Borvicanin | 0-0 | 0-0 | 0-0 | 0 | 0 | 0 | 0 | 0+ |
| TOTALS | 27-57 | 8-20 | 11-16 | 32 | 22 | 73 | 12 | 200 |

UCLA 82

| NAME | FG | 3FG | FT | R | PF | TP | A | MIN |
|---------------|--------------|-------------|--------------|-----------|-----------|-----------|-----------|------------|
| K. Nwuba | 0-0 | 0-0 | 0-0 | 1 | 1 | 0 | 0 | 10 |
| T. Campbell | 5-15 | 0-3 | 11-12 | 5 | 0 | 21 | 4 | 37 |
| J. Jaquez Jr. | 9-18 | 0-3 | 4-4 | 10 | 1 | 22 | 3 | 37 |
| D. Singleton | 5-13 | 5-9 | 2-3 | 0 | 2 | 17 | 1 | 31 |
| R. Stong | 0-0 | 0-0 | 0-0 | 1 | 0 | 0 | 0 | 2 |
| J. Clark | 4-8 | 1-5 | 2-2 | 0 | 2 | 11 | 0 | 15 |
| A. Bona | 1-1 | 0-0 | 1-1 | 4 | 4 | 3 | 1 | 12 |
| A. Bailey | 3-7 | 0-0 | 0-0 | 5 | 3 | 6 | 1 | 25 |
| W. McClendon | 0-4 | 0-2 | 0-0 | 2 | 1 | 0 | 2 | 13 |
| D. Andrews | 0-0 | 0-0 | 0-0 | 0 | 1 | 0 | 0 | 5 |
| M. Etienne | 1-1 | 0-0 | 0-0 | 6 | 3 | 2 | 1 | 11 |
| A. Canka | 0-0 | 0-0 | 0-0 | 0 | 0 | 0 | 0 | 0+ |
| TOTALS | 28-67 | 6-22 | 20-22 | 38 | 18 | 82 | 13 | 200 |

Halftime Score – UCLA 40, Arizona 37. Team Rebounds – UCLA 4, Arizona 2. Turnovers – Arizona 17, UCLA 12. Technicals – Jaylen Clark (UCLA), Courtney Ramey (Arizona). Attendance: 13,659. Officials – Verne Harris, Eric Curry, Kelly Pfeifer.

Game No. 32 – March 9, 2023
T-Mobile Arena – Las Vegas, Nev.
(2) UCLA 80, Colorado 69

COLORADO 69

| NAME | FG | 3FG | FT | R | PF | TP | A | MIN |
|----------------|--------------|--------------|-------------|-----------|-----------|-----------|-----------|------------|
| T. da Silva | 6-15 | 3-8 | 2-3 | 6 | 2 | 17 | 2 | 35 |
| L. Lovering | 3-4 | 0-0 | 3-4 | 2 | 5 | 9 | 0 | 30 |
| L. O'Brien | 2-7 | 1-5 | 0-0 | 7 | 2 | 5 | 2 | 31 |
| J. Hammond III | 6-10 | 2-4 | 0-0 | 4 | 4 | 14 | 6 | 35 |
| N. Clifford | 0-2 | 0-0 | 0-2 | 1 | 3 | 0 | 0 | 11 |
| J. Gabbidon | 5-5 | 2-2 | 0-0 | 1 | 3 | 12 | 3 | 21 |
| E. Wright | 3-6 | 2-4 | 2-2 | 4 | 3 | 10 | 1 | 32 |
| Q. Allen | 1-2 | 0-0 | 0-0 | 0 | 0 | 2 | 0 | 5 |
| TOTALS | 26-51 | 10-23 | 7-11 | 27 | 24 | 69 | 14 | 200 |

UCLA 80

| NAME | FG | 3FG | FT | R | PF | TP | A | MIN |
|---------------|--------------|-------------|--------------|-----------|-----------|-----------|-----------|------------|
| A. Bona | 5-8 | 0-0 | 1-3 | 10 | 4 | 11 | 1 | 29 |
| A. Bailey | 8-12 | 2-3 | 8-9 | 3 | 3 | 27 | 3 | 29 |
| T. Campbell | 4-11 | 1-4 | 9-10 | 2 | 1 | 18 | 7 | 33 |
| J. Jaquez Jr. | 5-11 | 1-3 | 5-7 | 9 | 1 | 16 | 2 | 38 |
| D. Singleton | 2-8 | 2-8 | 0-0 | 2 | 2 | 6 | 2 | 35 |
| M. Etienne | 1-1 | 0-0 | 0-0 | 0 | 2 | 2 | 0 | 7 |
| D. Andrews | 0-1 | 0-0 | 1-2 | 1 | 1 | 1 | 1 | 11 |
| W. McClendon | 0-3 | 0-1 | 0-0 | 4 | 1 | 0 | 3 | 16 |
| A. Canka | 0-0 | 0-0 | 0-0 | 0 | 0 | 0 | 0 | 1 |
| TOTALS | 25-55 | 6-19 | 24-31 | 33 | 15 | 80 | 19 | 200 |

Halftime Score – Colorado 38, UCLA 37. Team Rebounds – UCLA 2, Colorado 2. Turnovers – Colorado 15, UCLA 9. Technicals – Head Coach (Colorado), twice. Attendance: 10,406. Officials – Michael Greenstein, Kevin Brill, Larry Spaulding.

Game No. 33 – March 10, 2023
T-Mobile Arena – Las Vegas, Nev.
(2) UCLA 75, Oregon 56

OREGON 56

| NAME | FG | 3FG | FT | R | PF | TP | A | MIN |
|---------------|--------------|-------------|--------------|-----------|-----------|-----------|----------|------------|
| N. Dante | 3-11 | 0-0 | 2-4 | 10 | 3 | 8 | 0 | 24 |
| N. Bittle | 3-5 | 1-2 | 0-0 | 5 | 2 | 7 | 0 | 17 |
| W. Richardson | 4-9 | 1-2 | 1-2 | 8 | 0 | 10 | 3 | 34 |
| J. Couisnard | 2-10 | 0-5 | 1-2 | 5 | 3 | 5 | 3 | 30 |
| R. Soares | 0-5 | 0-4 | 0-0 | 3 | 3 | 0 | 1 | 30 |
| K. Barthelemy | 2-8 | 0-2 | 4-4 | 0 | 0 | 8 | 0 | 23 |
| Q. Guerrier | 3-5 | 1-2 | 3-4 | 3 | 1 | 10 | 0 | 23 |
| K. Ware | 4-9 | 0-2 | 0-0 | 5 | 0 | 8 | 0 | 16 |
| L. Wur | 0-1 | 0-0 | 0-0 | 1 | 1 | 0 | 0 | 3 |
| TOTALS | 21-63 | 3-19 | 11-16 | 40 | 13 | 56 | 7 | 200 |

UCLA 75

| NAME | FG | 3FG | FT | R | PF | TP | A | MIN |
|---------------|--------------|-------------|--------------|-----------|-----------|-----------|-----------|------------|
| A. Bona | 2-2 | 0-0 | 0-0 | 4 | 2 | 4 | 0 | 18 |
| A. Bailey | 3-8 | 0-1 | 3-4 | 6 | 2 | 9 | 2 | 31 |
| T. Campbell | 11-21 | 4-8 | 2-2 | 3 | 0 | 28 | 6 | 35 |
| J. Jaquez Jr. | 6-17 | 2-6 | 4-5 | 10 | 2 | 18 | 0 | 34 |
| D. Singleton | 3-7 | 3-3 | 3-4 | 2 | 1 | 12 | 1 | 35 |
| D. Andrews | 2-4 | 0-1 | 0-0 | 0 | 1 | 4 | 1 | 12 |
| M. Etienne | 0-1 | 0-0 | 0-0 | 2 | 2 | 0 | 0 | 14 |
| W. McClendon | 0-0 | 0-0 | 0-0 | 1 | 4 | 0 | 0 | 7 |
| A. Canka | 0-0 | 0-0 | 0-0 | 2 | 0 | 0 | 0 | 5 |
| K. Nwuba | 0-0 | 0-0 | 0-0 | 0 | 0 | 0 | 0 | 8 |
| TOTALS | 27-60 | 9-19 | 12-15 | 30 | 14 | 75 | 10 | 200 |

Halftime Score – UCLA 32, Oregon 30. Team Rebounds – Oregon 0, UCLA 0. Turnovers – Oregon 9, UCLA 5. Technicals – None. Attendance: 13,788. Officials – Tony Padilla, Michael Irving, Greg Nixon.

Game No. 34 – March 11, 2023
T-Mobile Arena – Las Vegas, Nev.
(2) Arizona 61, UCLA 59

ARIZONA 61

| NAME | FG | 3FG | FT | R | PF | TP | A | MIN |
|------------------|--------------|-------------|--------------|-----------|-----------|-----------|-----------|------------|
| A. Tubelis | 5-17 | 0-3 | 9-11 | 14 | 2 | 19 | 0 | 33 |
| C. Henderson Jr. | 1-6 | 0-3 | 0-1 | 1 | 2 | 2 | 2 | 21 |
| O. Ballo | 4-8 | 0-0 | 5-9 | 8 | 2 | 13 | 0 | 26 |
| C. Ramey | 1-5 | 1-5 | 0-0 | 7 | 4 | 3 | 1 | 32 |
| K. Kriisa | 2-4 | 2-3 | 0-0 | 0 | 5 | 6 | 0 | 30 |
| P. Larsson | 3-7 | 2-4 | 3-4 | 4 | 2 | 11 | 5 | 34 |
| K. Boswell | 3-4 | 1-2 | 0-0 | 0 | 0 | 7 | 3 | 19 |
| A. Bal | 0-0 | 0-0 | 0-0 | 1 | 1 | 0 | 0 | 2 |
| H. Veesaar | 0-1 | 0-0 | 0-0 | 1 | 1 | 0 | 0 | 3 |
| TOTALS | 19-52 | 6-20 | 17-25 | 37 | 19 | 61 | 11 | 200 |

UCLA 59

| NAME | FG | 3FG | FT | R | PF | TP | A | MIN |
|---------------|--------------|-------------|--------------|-----------|-----------|-----------|----------|------------|
| K. Nwuba | 0-0 | 0-0 | 1-2 | 3 | 5 | 1 | 1 | 17 |
| A. Bailey | 8-14 | 1-5 | 2-2 | 7 | 3 | 19 | 1 | 37 |
| T. Campbell | 5-14 | 1-4 | 5-7 | 4 | 0 | 16 | 2 | 37 |
| J. Jaquez Jr. | 5-18 | 0-3 | 3-3 | 10 | 3 | 13 | 2 | 38 |
| D. Singleton | 0-3 | 0-1 | 0-0 | 1 | 1 | 0 | 1 | 34 |
| M. Etienne | 1-1 | 0-0 | 0-2 | 7 | 5 | 2 | 0 | 16 |
| D. Andrews | 3-7 | 2-4 | 0-0 | 0 | 0 | 8 | 0 | 13 |
| W. McClendon | 0-3 | 0-2 | 0-0 | 0 | 1 | 0 | 6 | 7 |
| TOTALS | 22-60 | 4-19 | 11-16 | 32 | 18 | 59 | 7 | 200 |

Halftime Score – UCLA 34, Arizona 33. Team Rebounds – Arizona 1, UCLA 0. Turnovers – UCLA 3, Arizona 1. Technicals – None. Attendance: 14,022. Officials – Verne Harris, Tony Padilla, Mike Reed.

Game No. 35 – March 16, 2023
Golden 1 Center – Sacramento, Calif.
(7) UCLA 86, UNC Asheville 53

UNC ASHEVILLE 53

| NAME | FG | 3FG | FT | R | PF | TP | A | MIN |
|---------------|--------------|-------------|-------------|-----------|-----------|-----------|----------|------------|
| D. Pember | 4-8 | 1-3 | 4-4 | 2 | 3 | 13 | 2 | 37 |
| N. McMullen | 3-7 | 0-0 | 2-4 | 10 | 1 | 8 | 0 | 26 |
| C. Burgess | 2-6 | 1-2 | 0-0 | 1 | 1 | 5 | 1 | 22 |
| T. Jones | 5-12 | 1-6 | 0-0 | 3 | 2 | 11 | 2 | 34 |
| F. Abee | 1-6 | 1-4 | 0-0 | 1 | 2 | 3 | 2 | 30 |
| J. Battle | 0-2 | 0-0 | 0-0 | 0 | 1 | 0 | 1 | 13 |
| A. Caldwell | 3-8 | 2-4 | 3-4 | 1 | 3 | 11 | 1 | 19 |
| T. Stephney | 0-1 | 0-1 | 0-0 | 0 | 0 | 0 | 0 | 10 |
| A. Sylla | 1-1 | 0-0 | 0-1 | 1 | 1 | 2 | 0 | 7 |
| D. Cunningham | 0-0 | 0-0 | 0-0 | 0 | 1 | 0 | 0 | 2 |
| S. Mason | 0-0 | 0-0 | 0-0 | 0 | 0 | 0 | 0 | 1 |
| D. Gabrelcik | 0-0 | 0-0 | 0-0 | 0 | 0 | 0 | 0 | 1 |
| TOTALS | 19-51 | 6-20 | 9-13 | 25 | 15 | 53 | 9 | 200 |

UCLA 86

| NAME | FG | 3FG | FT | R | PF | TP | A | MIN |
|---------------|--------------|-------------|--------------|-----------|-----------|-----------|-----------|------------|
| K. Nwuba | 4-4 | 0-0 | 2-3 | 4 | 1 | 10 | 1 | 25 |
| A. Bailey | 6-12 | 0-2 | 5-6 | 4 | 1 | 17 | 6 | 30 |
| T. Campbell | 2-9 | 1-3 | 2-2 | 3 | 0 | 7 | 10 | 26 |
| J. Jaquez Jr. | 8-14 | 0-1 | 1-3 | 8 | 0 | 17 | 1 | 30 |
| D. Singleton | 4-8 | 3-7 | 0-0 | 2 | 1 | 11 | 3 | 29 |
| D. Andrews | 2-7 | 0-1 | 1-1 | 3 | 1 | 5 | 0 | 18 |
| M. Etienne | 5-5 | 0-0 | 0-0 | 2 | 3 | 10 | 0 | 13 |
| W. McClendon | 2-2 | 0-0 | 0-0 | 3 | 3 | 4 | 2 | 19 |
| A. Canka | 1-1 | 1-1 | 2-2 | 1 | 1 | 5 | 0 | 6 |
| L. Cremonesi | 0-0 | 0-0 | 0-0 | 2 | 0 | 0 | 1 | 2 |
| R. Stong | 0-1 | 0-1 | 0-0 | 1 | 0 | 0 | 0 | 2 |
| TOTALS | 34-63 | 5-16 | 13-17 | 40 | 11 | 86 | 24 | 200 |

Halftime Score – UCLA 46, UNC Asheville 25. Team Rebounds – UCLA 7, UNC Asheville 6. Turnovers – UNC Asheville 16, UCLA 8. Technicals – None. Attendance: 14,527. Officials – John Higgins, Jeb Hartness, Antonio Petty.

Game No. 36 – March 18, 2023
Golden 1 Center – Sacramento, Calif.
(7) UCLA 68, Northwestern 63

NORTHWESTERN 63

| NAME | FG | 3FG | FT | R | PF | TP | A | MIN |
|--------------|------|-----|-----|---|----|----|---|------|
| R. Beran | 1-4 | 1-3 | 0-0 | 0 | 3 | 3 | 0 | 11 |
| M. Nicholson | 7-7 | 0-0 | 3-4 | 9 | 1 | 17 | 0 | 31 |
| B. Buie | 5-13 | 2-3 | 6-7 | 4 | 1 | 18 | 4 | 39 |
| C. Audige | 6-17 | 2-7 | 2-2 | 2 | 3 | 16 | 7 | 34 |
| T. Berry | 1-8 | 1-6 | 0-0 | 5 | 4 | 3 | 0 | 38 |
| T. Verhoeven | 0-0 | 0-0 | 0-0 | 1 | 1 | 0 | 0 | 9 |
| B. Barnhizer | 1-9 | 0-3 | 2-2 | 6 | 2 | 4 | 0 | 32</ |

Game No. 37 – March 23, 2023
T-Mobile Arena – Las Vegas, Nev.
(9) Gonzaga 79, (7) UCLA 76

GONZAGA 79

| NAME | FG | 3FG | FT | R | PF | TP | A | MIN |
|---------------|--------------|-------------|-------------|-----------|-----------|-----------|-----------|------------|
| D. Timme | 16-24 | 1-1 | 3-6 | 13 | 2 | 36 | 4 | 38 |
| A. Watson | 3-6 | 1-1 | 1-3 | 9 | 3 | 8 | 2 | 36 |
| J. Strawther | 5-15 | 3-8 | 3-5 | 10 | 1 | 16 | 1 | 38 |
| N. Hickman | 0-4 | 0-1 | 0-0 | 1 | 1 | 0 | 2 | 21 |
| R. Bolton | 0-1 | 0-1 | 0-0 | 3 | 1 | 0 | 2 | 17 |
| M. Smith | 6-11 | 1-4 | 1-2 | 6 | 4 | 14 | 2 | 24 |
| B. Gregg | 0-0 | 0-0 | 0-0 | 1 | 1 | 0 | 0 | 5 |
| H. Sallis | 2-3 | 0-0 | 1-1 | 5 | 2 | 5 | 1 | 21 |
| TOTALS | 32-64 | 6-16 | 9-17 | 50 | 15 | 79 | 14 | 200 |

UCLA 76

| NAME | FG | 3FG | FT | R | PF | TP | A | MIN |
|---------------|--------------|-------------|--------------|-----------|-----------|-----------|-----------|------------|
| K. Nwuba | 1-2 | 0-0 | 0-0 | 1 | 1 | 2 | 0 | 32 |
| A. Bailey | 7-13 | 2-2 | 3-4 | 5 | 1 | 19 | 0 | 34 |
| T. Campbell | 5-16 | 1-5 | 3-4 | 2 | 0 | 14 | 9 | 38 |
| J. Jaquez Jr. | 12-25 | 1-3 | 4-4 | 11 | 4 | 29 | 3 | 39 |
| D. Singleton | 2-7 | 2-5 | 2-2 | 5 | 3 | 8 | 1 | 38 |
| M. Etienne | 0-0 | 0-0 | 1-2 | 0 | 1 | 1 | 1 | 5 |
| D. Andrews | 1-2 | 1-1 | 0-0 | 0 | 2 | 3 | 0 | 11 |
| W. McClendon | 0-2 | 0-2 | 0-0 | 0 | 3 | 0 | 0 | 4 |
| TOTALS | 28-67 | 7-18 | 13-16 | 26 | 15 | 76 | 14 | 200 |

Halftime Score – UCLA 46, Gonzaga 33. Team Rebounds – UCLA 2, Gonzaga 2. Turnovers – Gonzaga 16, UCLA 6. Technicals – None. Attendance: 18,544. Officials – Kipp Kissinger, Bert Smith, Gerry Pollard.

STUDENT-ATHLETES NOT RETURNING



**AMARI
BAILEY**

6-5 / 185 / Guard
 Freshman in 2022-23
 Chicago, Illinois
 Sierra Canyon School (Calif.)

2022-23

Played in 30 games, making 28 starts during his freshman season ... was selected No. 41 overall by the Charlotte Hornets in the 2023 NBA Draft (June 22, 2023) ... during the Bruins' 2022-23 season, he averaged 11.2 points, 3.8 rebounds and 2.2 assists per game ... averaged 26.9 minutes per game ... shot 49.5 percent from the field and 38.9 percent from 3-point range ... recorded 65 assists, 34 steals and nine blocks ... was one of five student-athletes to secure Pac-12 All-Freshman Team honors (along with teammate Adem Bona) ... scored in double figures in 18 games ... totaled at least 20 points in two games, including a season-high 26 points against Colorado in the quarterfinals of the Pac-12 Tournament in Las Vegas (March 9) ... also had 24 points in a victory at Oregon State (Feb. 9) ... was honored as the Pac-12 Freshman of the Week four times, most recently on Feb. 27 after a pair of road wins at Utah and Colorado ... ranked No. 12 in the Pac-12 in overall field goal percentage (49.5%) and No. 14 in steals per game (1.1) ... averaged 17.3 points, 4.8 rebounds and 3.0 assists per game in UCLA's final six games (all in postseason play) ... also shot 56.1 percent from the field in the Bruins' six postseason games ... averaged 16.7 points, 4.3 rebounds and 4.0 assists in the Bruins' three NCAA Tournament games ... shot 56.3 percent overall and 66.7 percent (4-for-6) from 3-point distance in the NCAA Tournament ...

totaled a season-high nine rebounds (and had 16 points) in the Bruins' home victory against California (Feb. 18) ... registered a season-high eight assists and a season-best four steals in a home win versus Bellarmine (Nov. 27) ... missed seven games in late December and early January due to left foot discomfort

HIGH SCHOOL

Was a four-year varsity basketball letterwinner at Sierra Canyon School (Chatsworth, Calif.) for head coach Andre Chevalier ... was ranked as the No. 2 prospect in the SI99, compiled by Sports Illustrated, among the high school class of 2022 ... was ranked No. 5 in the nation by ESPN.com, among all players in his high school class ... also was ranked No. 7, nationally, in the 247Sports.com composite recruit rankings and was No. 12, as rated by Rivals.com ... was ranked the No. 2 shooting guard by ESPN.com, among all players in his high school class and was rated as the No. 1 player in the state of California by ESPN.com and 247Sports.com ... named a McDonald's All-American in 2022, totaling 10 points and six rebounds in the All-American Game at Wintrust Arena in Chicago (March 29, 2022) ... was selected to play in the 2022 Iverson Classic and the 2022 Jordan Brand Classic ... as a high school player, earned All-CIF Open Division honors as a sophomore (2019-20), junior (2020-21) and senior (2021-22) ... as a senior at Sierra Canyon (2021-22), averaged 18.5 points, 5.6 rebounds and 2.6 assists in 15 games ... Sierra Canyon went 26-5 overall in 2021-22, losing to Centennial High School (Corona, Calif.) in the CIF State Open Division regional title game (March 8, 2022) ... Sierra Canyon won the Gold Coast League in 2021-22, concluding the season ranked No. 18 in ESPN's National High School Boys' Basketball Top 25 Poll ... as a junior at Sierra Canyon (2020-21), helped the Trailblazers record a 16-2 overall record ... averaged 28.2 points, 8.1 rebounds and 6.2 assists in a pandemic-shortened season in the spring of 2021 (averaged 30.0 minutes per contest, playing in all 18 games) ... finished his junior year with three triple-doubles ... had 29 points, 10 rebounds and 10 assists against El Camino Real (April 28, 2021) ... totaled 32 points, 10 rebounds and 15 assists against Crossroads (May 7, 2021) ... finished with 26 points, 11 rebounds and 14 assists at Heritage Christian (May 22, 2021) in the regular-season finale ... was named the MaxPreps.com California Player of the Year in 2021 and also earned Gold Coast League MVP acclaim ... scored 38 points (including 28 in the second half) in the

STUDENT-ATHLETES NOT RETURNING

CIF Open Division playoff victory versus Ribet Academy (Sierra Canyon had trailed by 17 points) ... scored 25 points in a victory against Etiwanda, before totaling 33 points in a postseason loss (CIF Open Division final) against Corona Centennial ... in the 2021 CIF State Regional playoffs, scored 28 points in an opening-round victory against Birmingham and registered 37 points in an 82-76 loss to Etiwanda in the regional semifinal rounds ... Sierra Canyon went 6-0 in the Gold Coast League in 2020-21 ... as a sophomore (2019-20), averaged 10.8 points, 4.2 rebounds and 4.0 assists per game, playing in all 34 contests ... guided Sierra Canyon to a 30-4 record during the 2019-20 season ... as a freshman (2018-19), averaged 5.1 points, 3.1 rebounds and 3.1 assists per game ... averaged 16.0 minutes per contest, playing in 34 of his team's 35 games.

PERSONAL

Full name: Amari Bailey ... born in New Orleans, La. ... mother is Johanna Leia ... has one sister, Savanna Smith ... said that it always had been his dream to attend and play basketball at UCLA ... undeclared major.

AMARI BAILEY'S CAREER HIGHS


Points: 26 vs. Colorado (March 9, 2023)
 Rebounds: 9 (twice), last vs. Arizona State (March 2, 2023)
 Assists: 8 vs. Bellarmine (Nov. 27, 2022)
 Steals: 4 vs. Bellarmine (Nov. 27, 2022)
 Blocks: 2 (3 times), last vs. California (Feb. 18, 2023)
 FGM: 10 at Oregon State (Feb. 9, 2023)
 FGA: 16 at Oregon State (Feb. 9, 2023)
 3P-FGM: 3 vs. Pepperdine (Nov. 23, 2022)
 3P-FGA: 5 vs. Arizona (March 11, 2023)
 FTM: 8 vs. Colorado (March 9, 2023)
 FTA: 9 vs. Colorado (March 9, 2023)
 Minutes: 32 at Stanford (Dec. 1, 2022)

AMARI BAILEY'S CAREER STATISTICS

| Season | Yr. | G-GS | MIN | MPG | FG-FGA | PCT | 3FG-A | PCT | FT-FTA | PCT | OR | DR | TOT | RPG | PF-DQ | A | TO | BS | S | PTS | PPG |
|---------------|-----|--------------|------------|-------------|----------------|-------------|--------------|-------------|--------------|-------------|-----------|-----------|------------|------------|-------------|-----------|-----------|----------|-----------|------------|-------------|
| 2022-23 | FR | 30-28 | 808 | 26.9 | 135-273 | .495 | 21-54 | .389 | 44-63 | .698 | 25 | 89 | 114 | 3.8 | 51-0 | 65 | 73 | 9 | 34 | 335 | 11.2 |
| CAREER | | 30-28 | 808 | 26.9 | 135-273 | .495 | 21-54 | .389 | 44-63 | .698 | 25 | 89 | 114 | 3.8 | 51-0 | 65 | 73 | 9 | 34 | 335 | 11.2 |

AMARI BAILEY'S 2022-23 GAME-BY-GAME STATISTICS

| DATE | OPP | G-GS | MIN | FG-FGA | PCT | 3FG-A | PCT | FT-FTA | PCT | OR | DR | TOT | PF-DQ | A | TO | BS | S | PTS |
|---------------|---------------------|--------------|---------------|----------------|-------------|--------------|-------------|--------------|-------------|-----------|-----------|------------|-------------|-----------|-----------|----------|-----------|------------|
| 11-07 | Sacramento State | 1-1 | 26:08 | 5-10 | .500 | 0-1 | .000 | 0-2 | .000 | 0 | 1 | 1 | 0-0 | 0 | 0 | 0 | 1 | 10 |
| 11-11 | Long Beach State | 1-1 | 27:07 | 7-15 | .467 | 0-2 | .000 | 0-0 | .000 | 0 | 5 | 5 | 2-0 | 1 | 5 | 0 | 1 | 14 |
| 11-14 | Norfolk State | 1-1 | 25:28 | 5-6 | .833 | 1-2 | .500 | 0-1 | .000 | 0 | 2 | 2 | 1-0 | 5 | 0 | 0 | 1 | 11 |
| 11-18 | vs. Illinois | 1-1 | 28:32 | 0-5 | .000 | 0-2 | .000 | 1-4 | .250 | 1 | 5 | 6 | 3-0 | 3 | 3 | 0 | 2 | 1 |
| 11-20 | vs. Baylor | 1-1 | 20:27 | 2-5 | .400 | 1-1 | 1.000 | 0-0 | .000 | 0 | 2 | 2 | 2-0 | 0 | 1 | 0 | 1 | 5 |
| 11-23 | Pepperdine | 1-1 | 25:12 | 7-12 | .583 | 3-3 | 1.000 | 2-2 | 1.000 | 0 | 3 | 3 | 0-0 | 4 | 0 | 0 | 0 | 19 |
| 11-27 | Bellarmino | 1-1 | 32:07 | 5-9 | .556 | 0-3 | .000 | 2-4 | .500 | 0 | 4 | 4 | 2-0 | 8 | 3 | 1 | 4 | 12 |
| 12-01 | at Stanford | 1-1 | 32:42 | 7-9 | .778 | 2-2 | 1.000 | 3-4 | .750 | 1 | 5 | 6 | 2-0 | 3 | 7 | 0 | 0 | 19 |
| 12-04 | Oregon | 1-1 | 29:09 | 7-12 | .583 | 0-1 | .000 | 0-0 | .000 | 2 | 3 | 5 | 3-0 | 1 | 3 | 2 | 0 | 14 |
| 12-10 | Denver | 1-1 | 24:53 | 2-9 | .222 | 0-3 | .000 | 0-0 | .000 | 0 | 4 | 4 | 1-0 | 2 | 1 | 0 | 2 | 4 |
| 12-14 | at Maryland | 1-1 | 27:18 | 2-7 | .286 | 0-1 | .000 | 0-0 | .000 | 0 | 2 | 2 | 2-0 | 3 | 1 | 1 | 2 | 4 |
| 12-17 | vs. Kentucky | 1-1 | 23:14 | 1-6 | .167 | 0-0 | .000 | 1-2 | .500 | 0 | 2 | 2 | 0-0 | 0 | 2 | 0 | 0 | 3 |
| 12-21 | UC Davis | 1-1 | 19:09 | 3-6 | .500 | 1-1 | 1.000 | 0-0 | .000 | 1 | 0 | 1 | 0-0 | 0 | 1 | 0 | 1 | 7 |
| 12-30 | at Washington State | - | DNP | - | - | - | - | - | - | - | - | - | - | - | - | - | - | - |
| 01-01 | at Washington | - | DNP | - | - | - | - | - | - | - | - | - | - | - | - | - | - | - |
| 01-05 | USC | - | DNP | - | - | - | - | - | - | - | - | - | - | - | - | - | - | - |
| 01-12 | Utah | - | DNP | - | - | - | - | - | - | - | - | - | - | - | - | - | - | - |
| 01-14 | Colorado | - | DNP | - | - | - | - | - | - | - | - | - | - | - | - | - | - | - |
| 01-19 | at Arizona State | - | DNP | - | - | - | - | - | - | - | - | - | - | - | - | - | - | - |
| 01-21 | at Arizona | - | DNP | - | - | - | - | - | - | - | - | - | - | - | - | - | - | - |
| 01-26 | at USC | 1-0 | 22:55 | 4-10 | .400 | 1-1 | 1.000 | 2-2 | 1.000 | 2 | 1 | 3 | 0-0 | 2 | 1 | 0 | 1 | 11 |
| 02-02 | Washington | 1-1 | 24:25 | 6-9 | .667 | 1-2 | .500 | 0-1 | .000 | 1 | 0 | 1 | 2-0 | 3 | 5 | 2 | 0 | 13 |
| 02-04 | Washington State | 1-1 | 19:39 | 4-7 | .571 | 2-4 | .500 | 0-0 | .000 | 1 | 3 | 4 | 3-0 | 1 | 3 | 0 | 1 | 10 |
| 02-09 | at Oregon State | 1-1 | 26:30 | 10-16 | .625 | 0-2 | .000 | 4-4 | 1.000 | 0 | 2 | 2 | 1-0 | 1 | 2 | 1 | 2 | 24 |
| 02-11 | at Oregon | 1-1 | 27:09 | 4-7 | .571 | 0-1 | .000 | 0-1 | .000 | 0 | 2 | 2 | 2-0 | 0 | 2 | 0 | 1 | 8 |
| 02-16 | Stanford | 1-1 | 15:45 | 0-5 | .000 | 0-1 | .000 | 0-0 | .000 | 2 | 1 | 3 | 1-0 | 2 | 2 | 0 | 0 | 0 |
| 02-18 | California | 1-1 | 30:44 | 7-12 | .583 | 1-2 | .500 | 1-2 | .500 | 1 | 8 | 9 | 2-0 | 3 | 4 | 2 | 2 | 16 |
| 02-23 | at Utah | 1-1 | 30:50 | 3-9 | .333 | 1-3 | .333 | 0-0 | .000 | 0 | 1 | 1 | 2-0 | 2 | 2 | 0 | 0 | 7 |
| 02-26 | at Colorado | 1-1 | 20:49 | 4-8 | .500 | 0-0 | .000 | 3-4 | .750 | 1 | 2 | 3 | 4-0 | 0 | 2 | 0 | 1 | 11 |
| 03-02 | Arizona State | 1-1 | 21:48 | 0-6 | .000 | 0-1 | .000 | 2-2 | 1.000 | 4 | 5 | 9 | 0-0 | 2 | 7 | 0 | 2 | 2 |
| 03-04 | Arizona | 1-1 | 25:27 | 3-7 | .429 | 0-0 | .000 | 0-0 | .000 | 0 | 5 | 5 | 3-0 | 1 | 1 | 0 | 1 | 6 |
| 03-09 | vs. Colorado | 1-1 | 29:26 | 8-12 | .667 | 2-3 | .667 | 8-9 | .889 | 2 | 1 | 3 | 3-0 | 3 | 2 | 0 | 1 | 26 |
| 03-10 | vs. Oregon | 1-1 | 31:18 | 3-8 | .375 | 0-1 | .000 | 3-4 | .750 | 0 | 6 | 6 | 2-0 | 2 | 2 | 0 | 1 | 9 |
| 03-11 | vs. Arizona | 1-1 | 37:11 | 8-14 | .571 | 1-5 | .200 | 2-2 | 1.000 | 3 | 4 | 7 | 3-0 | 1 | 3 | 0 | 1 | 19 |
| 03-16 | vs. UNC Asheville | 1-1 | 30:07 | 6-12 | .500 | 0-2 | .000 | 5-6 | .833 | 2 | 2 | 4 | 1-0 | 6 | 3 | 0 | 3 | 17 |
| 03-18 | vs. Northwestern | 1-1 | 38:01 | 5-7 | .714 | 2-2 | 1.000 | 2-3 | .667 | 1 | 3 | 4 | 3-0 | 6 | 3 | 0 | 1 | 14 |
| 03-23 | vs. Gonzaga | 1-1 | 34:20 | 7-13 | .538 | 2-2 | 1.000 | 3-4 | .750 | 0 | 5 | 5 | 1-0 | 0 | 2 | 0 | 1 | 19 |
| TOTALS | | 30-28 | 807:49 | 135-273 | .495 | 21-54 | .389 | 44-63 | .698 | 25 | 89 | 114 | 51-0 | 65 | 73 | 9 | 34 | 335 |



TYGER CAMPBELL

5-11 / 180 / Guard
Redshirt Senior in 2022-23
Cedar Rapids, Iowa
La Lumiere School (Indiana)

2022-23

Started all 37 games ... averaged 13.4 points, 2.6 rebounds and a team-leading 5.0 assists per game ... for the third straight season, was honored as a first-team All-Pac-12 selection ... was recognized as a second-team NABC All-District selection for the second consecutive year (District 19, with five first-team selections and five second-team honorees) ... earned USBWA All-District IX honors ... earned honorable mention AP All-America acclaim ... scored in double figures in 28 of UCLA's 37 games ... recorded at least 10 assists in three contests, logging a season-high 11 assists in a victory at Washington (Jan. 1, had 15 points and 11 assists) ... totaled a season-high four 3-point field goals in three games ... had two double-doubles (point-assist variety) ... ranked No. 1 in the Pac-12 in assist-turnover ratio (3.2), No. 1 in free throw percentage (career-best 85.6%) and No. 3 in assists per game (5.0) ... finished the season with the nation's No. 3-best assist-turnover ratio (3.2) ... was one of three UCLA players (along with Jaylen Clark and Jaime Jaquez Jr.) to rank among the top 10 leaders in the Pac-12 in steals per game (No. 10, at 1.24 spg) ... scored a career-high 28 points in a Pac-12 Tournament semifinal win against Oregon (March 10) ... made a career-high 11 shots on 21 attempts and was 4-for-8 from 3-point distance in the Pac-12 Tournament victory against Oregon ... scored in double figures in nine of UCLA's last 10 games ... was third on the team with 46 steals (one of four UCLA players with at least 40 steals) ... scored 21 points and was 11-for-12 at the free throw line in a win over Arizona (March 4) in the Bruins' final regular season contest (on "Senior Night" in Pauley Pavilion) ... scored 22 points, connecting on 7 of 11 shots, in a road win at Arizona State (Jan. 19).

2021-22

Played in 33 games (33 starts) ... averaged 11.9 points, 2.5 rebounds and a team-leading 4.3 assists per game ... for the second consecutive year, was honored as a first-team All-Pac-12 selection ... also was recognized as a second-team NABC All-District honoree (District 19, with five first-team selections and five second-team honorees) ... had career-best shooting percentages as a junior, connecting on 44.4 percent of his overall shots and 41.0 percent of his 3-point attempts ... shot 83.8 percent at the free throw line ... scored in double figures in 23 of 33 games played ... was named the Pac-12 Player of the Week for the first time in his career (for the week of Jan. 3-9), after having averaged 14.0 points and 7.0 assists in back-to-back wins against Long Beach State and California (Jan. 6, Jan. 8) ... ranked No. 1 in the Pac-12 in assist-turnover ratio (3.2), No. 3 in assists per game (4.3), No. 3 in free throw percentage (83.8%), No. 5 in 3-point field goal percentage (41.0%) and No. 10 in minutes per game (32.3) ... finished the season with the nation's No. 6-best assist-turnover ratio (3.2) ... scored a season-high 27 points in a loss at USC (Feb. 12) ... tallied a season-high 10 assists (with no turnovers) in a home win against Long Beach State (Jan. 6) ... totaled 34 steals, tied for the second-highest total on the Bruins' team (Jules Bernard also had 34, behind Jaime Jaquez Jr.'s 39 steals) ... scored in double figures in each of the Bruins' final five games ... averaged 15.6 points, 2.0 rebounds and 5.0 assists in the team's three NCAA Tournament contests ... did not play in home games against Washington on Feb. 17 (disciplinary) and Arizona State on Feb. 21 (left shoulder).

2020-21

Started all 32 games ... averaged 10.4 points, 2.1 rebounds and a team-leading 5.4 assists per game ... was honored as a first-team All-Pac-12 selection at the conclusion of the season ... also was recognized as a first-team NABC All-District honoree (one of five players to earn first-team all-district accolades) ... shot 42.9 percent from the field ... also made 77.2 percent of his free throws (fourth-highest percentage on the team) ... scored in double figures in 15 of 32 games ... ranked No. 3 in the Pac-12 in assists per game (5.4), No. 4 in assist-turnover ratio (2.9) and No. 7 in minutes per game (33.7 mpg) ... ranked No. 15 in the nation in assist-turnover ratio (2.9) and No. 32 in assists per game (5.4) ... ranked No. 7 in the nation in total assists (172) and in minutes played (1078) ... had two games with at least 10 assists, including a season-high 12 assists in

UCLA's home victory over California (Dec. 6) ... scored a season-best 22 points in two games – in a triple-overtime win against Pepperdine (Nov. 27) and in a home victory over Arizona (Jan. 9) ... did not commit any more than four turnovers in any game ... through UCLA's six NCAA Tournament contests, averaged 10.2 points and 4.5 assists per game (finished with 27 assists and seven turnovers) ... scored in double figures in each of the Bruins' final three NCAA Tournament contests – against Alabama, Michigan and Gonzaga ... was named to the five-man East Regional All-NCAA Tournament Team (along with teammates Johnny Juzang and Jaime Jaquez Jr.).

2019-20

Started all 31 games ... averaged 8.3 points, 2.4 rebounds and a team-leading 5.0 assists per game ... scored in double figures in 13 of 31 games ... ranked No. 1 in the Pac-12 in assist-turnover ratio (2.79) and No. 3 in assists per game ... ranked No. 2 in the nation among all freshmen in assist-turnover ratio (2.79) ... also ranked No. 3, nationally, among freshmen in assists per game (5.0) ... scored a season-high 22 points against Utah (Feb. 2) ... dished a career-best 14 assists against Arizona State (Feb. 27) ... finished his freshman campaign with two double-doubles – had 15 points and 11 assists in a win at No. 18 Colorado (Feb. 22) and recorded 10 points and 14 assists against Arizona State (Feb. 27) ... through 18 Pac-12 games, averaged 8.0 points and 5.6 assists per game with an assist-turnover ratio of 3.5 ... did not commit any more than four turnovers in any game during his freshman season (had four turnovers just three times) ... totaled a season-high seven field goals made (7-for-13) in the 22-point effort against Utah (Feb. 2) ... was named the Pac-12 Freshman of the Week (week of Feb. 17-23) after he averaged 14.0 points and 7.5 assists in a pair of road victories at Utah (Feb. 20) and Colorado (Feb. 22) ... through the team's final 10 contests, averaged 11.7 points and 6.9 assists per game with an assist-turnover ratio of 3.45 ... played at least 30 minutes in 19 games.

2018-19

Did not play ... sustained a torn anterior cruciate ligament (ACL) in his left knee during practice on Oct. 7, 2018, forcing him to miss the season.

HIGH SCHOOL

Was a three-year varsity basketball letterwinner at La Lumiere School (La Porte, Ind.) ... played for head coach Pat Holmes during his senior season ... reclassified to the Class of 2018 prior to his senior year at La Lumiere ... averaged 15.5 points and 7.2 assists per game in 25 contests as a senior ... in addition, shot 42 percent from beyond the three-point arc as a senior ... led La Lumiere to a 23-4 overall record and a runner-up finish in the Bass Pro Shops Tournament of Champions as a senior (2017-18) ... his high school team was ranked No. 6 in the final top 25 rankings by USA Today High School Sports and was No. 14 in the final rankings from MaxPreps.com (2017-18) ... was ranked No. 72, nationally, in his high school class by 247sports.com ... also was No. 79 by Rivals.com and No. 99 by ESPN.com ... secured second-team all-state honors from USA Today High School Sports (the American Family Insurance All-USA Indiana Boys Basketball Team) ... as a sophomore (2016-17), he guided La Lumiere to the national title at the 2017 Dick's Sporting Goods National Tournament with a 70-52 victory over Montverde Academy ... La Lumiere compiled a 29-1 overall record that season with consecutive tournament wins against Wasatch Academy (Utah), Findlay Prep (Nevada) and Montverde Academy (Florida) ... averaged 11.3 points and 7.8 assists per game as a sophomore, recording a 6-to-1 assist-turnover ratio.

PERSONAL

Full name: Tyger Campbell ... born in Cedar Rapids, Iowa ... is the third eldest of Tony and Jennifer Campbell's four children ... has two brothers (Trez and Tey) and one sister (Teeyha) ... history major.

TYGER CAMPBELL'S CAREER HIGHS

| | |
|-----------|---|
| Points: | 28 vs. Oregon (March 10, 2023) |
| Rebounds: | 7 (twice), last vs. Colorado (Dec. 1, 2021) |
| Assists: | 11 at Washington (Jan. 1, 2023) |
| Steals: | 4 (3 times), last vs. Oregon State (Jan. 15, 2022) |
| Blocks: | 1 (5 times), last vs. North Carolina (March 25, 2022) |
| FGM: | 11 vs. Oregon (March 10, 2023) |
| FGA: | 23 vs. Illinois (Nov. 18, 2022) |
| 3P-FGM: | 4 (6 times), last vs. Oregon (March 10, 2023) |
| 3P-FGA: | 9 (twice), last vs. Illinois (Nov. 18, 2022) |
| FTM: | 13 at USC (Feb. 12, 2022) |
| FTA: | 14 at USC (Feb. 12, 2022) |
| Minutes: | 52 vs. Pepperdine (Nov. 27, 2020) |

STUDENT-ATHLETES NOT RETURNING

TYGER CAMPBELL'S CAREER STATISTICS

| Season | Yr. | G-GS | MIN | MPG | FG-FGA | PCT | 3FG-A | PCT | FT-FTA | PCT | OR | DR | TOT | RPG | PF-DQ | A | TO | BS | S | PTS | PPG |
|---------------|-----|----------------|-------------|-------------|-----------------|-------------|----------------|-------------|----------------|-------------|-----------|------------|------------|------------|--------------|------------|------------|----------|------------|-------------|-------------|
| 2019-20 | FR | 31-31 | 931 | 30.0 | 87-243 | .358 | 24-90 | .267 | 58-86 | .674 | 20 | 54 | 74 | 2.4 | 62-0 | 156 | 56 | 0 | 26 | 256 | 8.3 |
| 2020-21 | SO | 32-32 | 1078 | 33.7 | 127-296 | .429 | 18-72 | .250 | 61-79 | .772 | 10 | 56 | 66 | 2.1 | 63-1 | 172 | 59 | 1 | 34 | 333 | 10.4 |
| 2021-22 | JR | 33-33 | 1065 | 32.3 | 138-311 | .444 | 50-122 | .410 | 67-80 | .838 | 14 | 68 | 82 | 2.5 | 62-2 | 141 | 44 | 4 | 34 | 393 | 11.9 |
| 2022-23 | SR | 37-37 | 1185 | 32.0 | 171-452 | .378 | 53-157 | .338 | 101-118 | .856 | 17 | 79 | 96 | 2.6 | 43-0 | 186 | 58 | 0 | 46 | 496 | 13.4 |
| CAREER | | 133-133 | 4259 | 32.0 | 523-1302 | .402 | 145-441 | .329 | 287-363 | .791 | 61 | 257 | 318 | 2.4 | 230-3 | 655 | 217 | 5 | 140 | 1478 | 11.1 |

TYGER CAMPBELL'S 2022-23 GAME-BY-GAME STATISTICS

| DATE | OPP | G-GS | MIN | FG-FGA | PCT | 3FG-A | PCT | FT-FTA | PCT | OR | DR | TOT | PF-DQ | A | TO | BS | S | PTS |
|---------------|---------------------|--------------|----------------|----------------|-------------|---------------|-------------|----------------|-------------|-----------|-----------|-----------|-------------|------------|-----------|----------|-----------|------------|
| 11-07 | Sacramento State | 1-1 | 26:41 | 6-14 | .429 | 2-4 | .500 | 0-0 | .000 | 0 | 1 | 1 | 2-0 | 4 | 0 | 0 | 1 | 14 |
| 11-11 | Long Beach State | 1-1 | 25:45 | 7-14 | .500 | 2-6 | .333 | 2-2 | 1.000 | 0 | 1 | 1 | 3-0 | 2 | 2 | 0 | 0 | 18 |
| 11-14 | Norfolk State | 1-1 | 27:36 | 5-11 | .455 | 1-5 | .200 | 0-0 | .000 | 1 | 0 | 1 | 0-0 | 7 | 0 | 0 | 3 | 11 |
| 11-18 | vs. Illinois | 1-1 | 37:16 | 9-23 | .391 | 4-9 | .444 | 0-0 | .000 | 2 | 0 | 2 | 1-0 | 4 | 5 | 0 | 3 | 22 |
| 11-20 | vs. Baylor | 1-1 | 34:21 | 5-15 | .333 | 0-3 | .000 | 2-2 | 1.000 | 0 | 4 | 4 | 2-0 | 6 | 2 | 0 | 1 | 12 |
| 11-23 | Pepperdine | 1-1 | 23:11 | 4-10 | .400 | 1-6 | .167 | 2-2 | 1.000 | 1 | 1 | 2 | 2-0 | 1 | 2 | 0 | 0 | 11 |
| 11-27 | Bellarmine | 1-1 | 27:35 | 2-8 | .250 | 1-4 | .250 | 5-6 | .833 | 0 | 2 | 2 | 3-0 | 10 | 2 | 0 | 2 | 10 |
| 12-01 | at Stanford | 1-1 | 36:31 | 6-13 | .462 | 3-4 | .750 | 2-2 | 1.000 | 0 | 2 | 2 | 1-0 | 8 | 4 | 0 | 1 | 17 |
| 12-04 | Oregon | 1-1 | 36:06 | 4-15 | .267 | 2-4 | .500 | 0-0 | .000 | 2 | 3 | 5 | 0-0 | 2 | 3 | 0 | 0 | 10 |
| 12-10 | Denver | 1-1 | 22:40 | 3-10 | .300 | 0-5 | .000 | 1-2 | .500 | 1 | 3 | 4 | 1-0 | 4 | 0 | 0 | 0 | 7 |
| 12-14 | at Maryland | 1-1 | 15:47 | 3-5 | .600 | 1-1 | 1.000 | 2-2 | 1.000 | 0 | 1 | 1 | 3-0 | 1 | 0 | 0 | 2 | 9 |
| 12-17 | vs. Kentucky | 1-1 | 35:07 | 7-17 | .412 | 0-2 | .000 | 1-1 | 1.000 | 0 | 3 | 3 | 1-0 | 2 | 2 | 0 | 1 | 15 |
| 12-21 | UC Davis | 1-1 | 31:15 | 6-10 | .600 | 1-2 | .500 | 4-6 | .667 | 0 | 2 | 2 | 1-0 | 5 | 1 | 0 | 1 | 17 |
| 12-30 | at Washington State | 1-1 | 37:08 | 5-15 | .333 | 2-3 | .667 | 4-4 | 1.000 | 1 | 1 | 2 | 2-0 | 2 | 2 | 0 | 2 | 16 |
| 01-01 | at Washington | 1-1 | 31:35 | 5-11 | .455 | 4-7 | .571 | 1-1 | 1.000 | 0 | 3 | 3 | 0-0 | 11 | 2 | 0 | 0 | 15 |
| 01-05 | USC | 1-1 | 30:55 | 3-14 | .214 | 2-7 | .286 | 0-0 | .000 | 2 | 2 | 4 | 3-0 | 5 | 0 | 0 | 1 | 8 |
| 01-12 | Utah | 1-1 | 36:17 | 7-14 | .500 | 3-6 | .500 | 0-2 | .000 | 1 | 1 | 2 | 1-0 | 7 | 2 | 0 | 0 | 17 |
| 01-14 | Colorado | 1-1 | 37:31 | 4-15 | .267 | 1-6 | .167 | 2-2 | 1.000 | 1 | 4 | 5 | 1-0 | 3 | 2 | 0 | 2 | 11 |
| 01-19 | at Arizona State | 1-1 | 34:23 | 7-11 | .636 | 0-1 | .000 | 8-9 | .889 | 2 | 1 | 3 | 1-0 | 1 | 2 | 0 | 1 | 22 |
| 01-21 | at Arizona | 1-1 | 36:55 | 5-18 | .278 | 2-4 | .500 | 1-2 | .500 | 1 | 1 | 2 | 2-0 | 7 | 2 | 0 | 0 | 13 |
| 01-26 | at USC | 1-1 | 37:42 | 4-10 | .400 | 2-3 | .667 | 4-4 | 1.000 | 0 | 1 | 1 | 1-0 | 7 | 4 | 0 | 2 | 14 |
| 02-02 | Washington | 1-1 | 31:32 | 4-8 | .500 | 1-5 | .200 | 2-2 | 1.000 | 0 | 1 | 1 | 2-0 | 5 | 5 | 0 | 2 | 11 |
| 02-04 | Washington State | 1-1 | 29:56 | 2-8 | .250 | 0-4 | .000 | 0-1 | .000 | 0 | 3 | 3 | 1-0 | 9 | 2 | 0 | 0 | 4 |
| 02-09 | at Oregon State | 1-1 | 27:13 | 1-6 | .167 | 1-4 | .250 | 0-0 | .000 | 0 | 2 | 2 | 0-0 | 5 | 1 | 0 | 1 | 3 |
| 02-11 | at Oregon | 1-1 | 38:31 | 4-15 | .267 | 1-4 | .250 | 0-1 | .000 | 0 | 1 | 1 | 0-0 | 4 | 0 | 0 | 1 | 9 |
| 02-16 | Stanford | 1-1 | 24:16 | 2-7 | .286 | 1-3 | .333 | 2-2 | 1.000 | 0 | 2 | 2 | 1-0 | 2 | 1 | 0 | 0 | 7 |
| 02-18 | California | 1-1 | 24:12 | 3-7 | .429 | 1-4 | .250 | 0-0 | .000 | 1 | 1 | 2 | 1-0 | 5 | 1 | 0 | 1 | 7 |
| 02-23 | at Utah | 1-1 | 29:53 | 6-12 | .500 | 3-4 | .750 | 3-4 | .750 | 0 | 2 | 2 | 2-0 | 5 | 1 | 0 | 2 | 18 |
| 02-26 | at Colorado | 1-1 | 36:48 | 5-12 | .417 | 1-3 | .333 | 3-4 | .750 | 0 | 6 | 6 | 1-0 | 3 | 1 | 0 | 3 | 14 |
| 03-02 | Arizona State | 1-1 | 35:08 | 5-11 | .455 | 2-5 | .400 | 6-6 | 1.000 | 0 | 3 | 3 | 2-0 | 4 | 1 | 0 | 3 | 18 |
| 03-04 | Arizona | 1-1 | 37:20 | 5-15 | .333 | 0-3 | .000 | 11-12 | .917 | 1 | 4 | 5 | 0-0 | 4 | 2 | 0 | 1 | 21 |
| 03-09 | vs. Colorado | 1-1 | 33:24 | 4-11 | .364 | 1-4 | .250 | 9-10 | .900 | 0 | 2 | 2 | 1-0 | 7 | 1 | 0 | 3 | 18 |
| 03-10 | vs. Oregon | 1-1 | 35:02 | 11-21 | .524 | 4-8 | .500 | 2-2 | 1.000 | 0 | 3 | 3 | 0-0 | 6 | 0 | 0 | 1 | 28 |
| 03-11 | vs. Arizona | 1-1 | 37:12 | 5-14 | .357 | 1-4 | .250 | 5-7 | .714 | 0 | 4 | 4 | 0-0 | 2 | 0 | 0 | 0 | 16 |
| 03-16 | vs. UNC Asheville | 1-1 | 25:59 | 2-9 | .222 | 1-3 | .333 | 2-2 | 1.000 | 0 | 3 | 3 | 0-0 | 10 | 2 | 0 | 1 | 7 |
| 03-18 | vs. Northwestern | 1-1 | 38:30 | 0-7 | .000 | 0-2 | .000 | 12-12 | 1.000 | 0 | 3 | 3 | 1-0 | 7 | 0 | 0 | 2 | 12 |
| 03-23 | vs. Gonzaga | 1-1 | 37:56 | 5-16 | .313 | 1-5 | .200 | 3-4 | .750 | 0 | 2 | 2 | 0-0 | 9 | 1 | 0 | 2 | 14 |
| TOTALS | | 37-37 | 1185:09 | 171-452 | .378 | 53-157 | .338 | 101-118 | .856 | 17 | 79 | 96 | 43-0 | 186 | 58 | 0 | 46 | 496 |

TYGER CAMPBELL'S 2021-22 GAME-BY-GAME STATISTICS

| DATE | OPP | G-GS | MIN | FG-FGA | PCT | 3FG-A | PCT | FT-FTA | PCT | OR | DR | TOT | PF-DQ | A | TO | BS | S | PTS |
|-------|------------------|------|-------|--------|------|-------|-------|--------|-------|----|----|-----|-------|----|----|----|---|-----|
| 11-09 | CSU Bakersfield | 1-1 | 21:49 | 2-5 | .400 | 2-2 | 1.000 | 4-4 | 1.000 | 1 | 1 | 2 | 1-0 | 4 | 2 | 0 | 2 | 10 |
| 11-12 | Villanova | 1-1 | 33:15 | 5-9 | .556 | 2-5 | .400 | 2-2 | 1.000 | 0 | 1 | 1 | 4-0 | 4 | 1 | 0 | 1 | 14 |
| 11-15 | Long Beach State | 1-1 | 29:16 | 5-14 | .357 | 3-7 | .429 | 2-2 | 1.000 | 0 | 1 | 1 | 2-0 | 6 | 1 | 0 | 1 | 15 |
| 11-17 | North Florida | 1-1 | 25:55 | 4-7 | .571 | 4-4 | 1.000 | 1-2 | .500 | 0 | 6 | 6 | 2-0 | 5 | 0 | 0 | 0 | 13 |
| 11-22 | vs. Bellarmine | 1-1 | 30:27 | 1-7 | .143 | 0-6 | .000 | 0-0 | .000 | 0 | 2 | 2 | 2-0 | 5 | 0 | 0 | 2 | 2 |
| 11-23 | vs. Gonzaga | 1-1 | 31:11 | 4-7 | .571 | 0-0 | .000 | 3-3 | 1.000 | 0 | 1 | 1 | 1-0 | 1 | 1 | 0 | 0 | 11 |
| 11-27 | at UNLV | 1-1 | 30:03 | 5-8 | .625 | 2-4 | .500 | 3-4 | .750 | 0 | 0 | 0 | 0-0 | 0 | 1 | 0 | 0 | 15 |
| 12-01 | Colorado | 1-1 | 33:39 | 8-16 | .500 | 4-7 | .571 | 1-2 | .500 | 2 | 5 | 7 | 1-0 | 5 | 1 | 0 | 1 | 21 |
| 12-11 | at Marquette | 1-1 | 33:53 | 4-11 | .364 | 2-5 | .400 | 2-2 | 1.000 | 0 | 5 | 5 | 1-0 | 8 | 2 | 0 | 2 | 12 |
| 01-06 | Long Beach State | 1-1 | 26:50 | 4-8 | .500 | 3-5 | .600 | 0-0 | .000 | 1 | 1 | 2 | 2-0 | 10 | 0 | 0 | 0 | 11 |
| 01-08 | at California | 1-1 | 34:12 | 7-10 | .700 | 2-3 | .667 | 1-2 | .500 | 0 | 2 | 2 | 1-0 | 4 | 3 | 0 | 3 | 17 |
| 01-13 | Oregon | 1-1 | 40:49 | 3-10 | .300 | 2-5 | .400 | 2-2 | 1.000 | 2 | 3 | 5 | 5-1 | 4 | 1 | 0 | 0 | 10 |
| 01-15 | Oregon State | 1-1 | 35:36 | 4-8 | .500 | 0-2 | .000 | 5-6 | .833 | 0 | 0 | 0 | 1-0 | 3 | 1 | 0 | 4 | 13 |
| 01-20 | at Utah | 1-1 | 36:58 | 2-10 | .200 | 0-3 | .000 | 1-2 | .500 | 1 | 3 | 4 | 0-0 | 2 | 2 | 1 | 2 | 5 |
| 01-22 | at Colorado | 1-1 | 32:30 | 1-8 | .125 | 1-4 | .250 | 1-2 | .500 | 1 | 3 | 4 | 1-0 | 3 | 2 | 0 | 2 | 4 |
| 01-25 | Arizona | 1-1 | 29:33 | 4-7 | .571 | 1-2 | .500 | 0-0 | .000 | 0 | 4 | 4 | 2-0 | 3 | 0 | 1 | 0 | 9 |
| 01-27 | California | 1-1 | 21:04 | 3-7 | .429 | 1-3 | .333 | 1-2 | .500 | 1 | 2 | 3 | 2-0 | 5 | 1 | 0 | 2 | 8 |
| 01-29 | Stanford | 1-1 | 33:49 | 4-8 | .500 | 0-2 | .000 | 2-2 | 1.000 | 0 | 4 | 4 | 3-0 | 9 | 3 | 0 | 2 | 10 |

STUDENT-ATHLETES NOT RETURNING

| DATE | OPP | G-GS | MIN | FG-FGA | PCT | 3FG-A | PCT | FT-FTA | PCT | OR | DR | TOT | PF-DQ | A | TO | BS | S | PTS |
|---------------|----------------------|--------------|----------------|----------------|-------------|---------------|-------------|--------------|-------------|-----------|-----------|-----------|-------------|------------|-----------|----------|-----------|------------|
| 02-03 | at Arizona | 1-1 | 33:58 | 4-14 | .286 | 1-4 | .250 | 0-1 | .000 | 1 | 1 | 2 | 5-1 | 5 | 1 | 0 | 0 | 9 |
| 02-05 | at Arizona State | 1-1 | 49:30 | 5-13 | .385 | 1-4 | .250 | 2-2 | 1.000 | 0 | 1 | 1 | 4-0 | 5 | 3 | 0 | 2 | 13 |
| 02-08 | at Stanford | 1-1 | 33:17 | 5-10 | .500 | 2-4 | .500 | 2-2 | 1.000 | 0 | 2 | 2 | 0-0 | 7 | 1 | 0 | 0 | 14 |
| 02-12 | at USC | 1-1 | 34:38 | 6-13 | .462 | 2-4 | .500 | 13-14 | .929 | 0 | 1 | 1 | 4-0 | 3 | 4 | 0 | 2 | 27 |
| 02-17 | Washington State | - | DNP | - | - | - | - | - | - | - | - | - | - | - | - | - | - | - |
| 02-19 | Washington | 1-1 | 20:40 | 2-5 | .400 | 2-3 | .667 | 0-0 | .000 | 0 | 3 | 3 | 0-0 | 1 | 0 | 0 | 0 | 6 |
| 02-21 | Arizona State | - | DNP | - | - | - | - | - | - | - | - | - | - | - | - | - | - | - |
| 02-24 | at Oregon | 1-1 | 32:03 | 5-12 | .417 | 1-6 | .167 | 1-2 | .500 | 0 | 1 | 1 | 1-0 | 1 | 1 | 0 | 2 | 12 |
| 02-26 | at Oregon State | 1-1 | 24:30 | 8-10 | .800 | 4-6 | .667 | 0-0 | .000 | 2 | 1 | 3 | 0-0 | 5 | 0 | 0 | 0 | 20 |
| 02-28 | at Washington | 1-1 | 34:57 | 2-10 | .200 | 0-1 | .000 | 2-2 | 1.000 | 0 | 3 | 3 | 0-0 | 4 | 1 | 0 | 0 | 6 |
| 03-05 | USC | 1-1 | 37:33 | 3-8 | .375 | 1-3 | .333 | 2-2 | 1.000 | 1 | 1 | 2 | 2-0 | 4 | 0 | 1 | 2 | 9 |
| 03-10 | vs. Washington State | 1-1 | 26:54 | 1-3 | .333 | 0-1 | .000 | 0-0 | .000 | 0 | 1 | 1 | 3-0 | 4 | 2 | 0 | 0 | 2 |
| 03-11 | vs. USC | 1-1 | 35:08 | 5-9 | .556 | 3-5 | .600 | 1-2 | .500 | 0 | 2 | 2 | 3-0 | 2 | 2 | 0 | 0 | 14 |
| 03-12 | vs. Arizona | 1-1 | 32:28 | 6-15 | .400 | 1-4 | .250 | 1-1 | 1.000 | 0 | 2 | 2 | 3-0 | 4 | 1 | 0 | 1 | 14 |
| 03-17 | vs. Akron | 1-1 | 37:57 | 6-12 | .500 | 3-6 | .500 | 1-1 | 1.000 | 0 | 1 | 1 | 1-0 | 5 | 2 | 0 | 0 | 16 |
| 03-19 | vs. Saint Mary's | 1-1 | 32:15 | 4-8 | .500 | 0-1 | .000 | 8-8 | 1.000 | 1 | 2 | 3 | 3-0 | 4 | 1 | 0 | 0 | 16 |
| 03-25 | vs. North Carolina | 1-1 | 38:13 | 6-9 | .667 | 0-1 | .000 | 3-4 | .750 | 0 | 2 | 2 | 2-0 | 6 | 3 | 1 | 1 | 15 |
| TOTALS | | 33-33 | 1064:50 | 138-311 | .444 | 50-122 | .410 | 67-80 | .838 | 14 | 68 | 82 | 62-2 | 141 | 44 | 4 | 34 | 393 |

TYGER CAMPBELL'S 2020-21 GAME-BY-GAME STATISTICS

| DATE | OPP | G-GS | MIN | FG-FGA | PCT | 3FG-A | PCT | FT-FTA | PCT | OR | DR | TOT | PF-DQ | A | TO | BS | S | PTS |
|---------------|-----------------------|--------------|----------------|----------------|-------------|--------------|-------------|--------------|-------------|-----------|-----------|-----------|-------------|------------|-----------|----------|-----------|------------|
| 11-25 | at San Diego State | 1-1 | 34:42 | 3-9 | .333 | 0-5 | .000 | 3-4 | .750 | 0 | 0 | 0 | 3-0 | 4 | 3 | 0 | 0 | 9 |
| 11-27 | vs. Pepperdine | 1-1 | 51:42 | 8-19 | .421 | 3-9 | .333 | 3-4 | .750 | 2 | 4 | 6 | 4-0 | 7 | 1 | 0 | 1 | 22 |
| 12-03 | Seattle | 1-1 | 26:36 | 4-9 | .444 | 1-4 | .250 | 8-8 | 1.000 | 0 | 2 | 2 | 2-0 | 6 | 2 | 0 | 2 | 17 |
| 12-06 | California | 1-1 | 29:03 | 5-7 | .714 | 0-0 | .000 | 1-2 | .500 | 1 | 3 | 4 | 0-0 | 12 | 1 | 0 | 0 | 11 |
| 12-09 | San Diego | 1-1 | 28:14 | 5-12 | .417 | 1-1 | 1.000 | 1-2 | .500 | 1 | 4 | 5 | 2-0 | 5 | 0 | 0 | 1 | 12 |
| 12-11 | Marquette | 1-1 | 34:43 | 2-3 | .667 | 0-1 | .000 | 0-0 | .000 | 0 | 3 | 3 | 2-0 | 9 | 2 | 0 | 1 | 4 |
| 12-19 | vs. Ohio State | 1-1 | 34:05 | 1-10 | .100 | 0-1 | .000 | 1-2 | .500 | 0 | 1 | 1 | 1-0 | 5 | 0 | 0 | 1 | 3 |
| 12-31 | Utah | 1-1 | 37:28 | 4-9 | .444 | 1-2 | .500 | 0-0 | .000 | 0 | 4 | 4 | 1-0 | 10 | 4 | 0 | 2 | 9 |
| 01-02 | Colorado | 1-1 | 32:47 | 5-11 | .455 | 1-4 | .250 | 0-0 | .000 | 2 | 2 | 4 | 2-0 | 7 | 2 | 0 | 3 | 11 |
| 01-07 | at Arizona State | 1-1 | 42:59 | 3-13 | .231 | 0-2 | .000 | 2-6 | .333 | 1 | 3 | 4 | 2-0 | 5 | 4 | 0 | 1 | 8 |
| 01-09 | at Arizona | 1-1 | 32:40 | 7-10 | .700 | 0-0 | .000 | 8-8 | 1.000 | 0 | 2 | 2 | 1-0 | 2 | 0 | 0 | 0 | 22 |
| 01-14 | Washington State | 1-1 | 28:53 | 7-8 | .875 | 2-2 | 1.000 | 0-0 | .000 | 0 | 3 | 3 | 1-0 | 6 | 2 | 0 | 1 | 16 |
| 01-16 | Washington | 1-1 | 29:40 | 5-12 | .417 | 1-2 | .500 | 0-0 | .000 | 1 | 1 | 2 | 2-0 | 5 | 1 | 0 | 2 | 11 |
| 01-21 | at California | 1-1 | 32:01 | 3-6 | .500 | 0-0 | .000 | 1-2 | .500 | 0 | 1 | 1 | 3-0 | 6 | 4 | 0 | 1 | 7 |
| 01-23 | at Stanford | 1-1 | 35:37 | 4-12 | .333 | 0-1 | .000 | 5-5 | 1.000 | 1 | 2 | 3 | 2-0 | 4 | 2 | 0 | 1 | 13 |
| 01-30 | Oregon State | 1-1 | 32:01 | 2-6 | .333 | 1-3 | .333 | 4-4 | 1.000 | 0 | 2 | 2 | 2-0 | 4 | 2 | 0 | 2 | 9 |
| 02-06 | at USC | 1-1 | 31:48 | 3-10 | .300 | 1-5 | .200 | 0-0 | .000 | 0 | 1 | 1 | 2-0 | 4 | 1 | 0 | 0 | 7 |
| 02-11 | at Washington State | 1-1 | 36:46 | 6-9 | .667 | 0-2 | .000 | 5-9 | .556 | 0 | 3 | 3 | 1-0 | 5 | 4 | 0 | 4 | 17 |
| 02-13 | at Washington | 1-1 | 26:36 | 1-5 | .200 | 0-0 | .000 | 0-0 | .000 | 0 | 0 | 0 | 5-1 | 4 | 2 | 0 | 0 | 2 |
| 02-18 | Arizona | 1-1 | 35:54 | 6-9 | .667 | 1-2 | .500 | 0-0 | .000 | 0 | 2 | 2 | 3-0 | 3 | 0 | 0 | 1 | 13 |
| 02-20 | Arizona State | 1-1 | 35:02 | 4-13 | .308 | 0-3 | .000 | 2-2 | 1.000 | 0 | 2 | 2 | 2-0 | 6 | 2 | 0 | 1 | 10 |
| 02-25 | at Utah | 1-1 | 31:46 | 3-6 | .500 | 0-1 | .000 | 1-1 | 1.000 | 0 | 0 | 0 | 2-0 | 5 | 2 | 0 | 0 | 7 |
| 02-27 | at Colorado | 1-1 | 33:47 | 4-11 | .364 | 1-3 | .333 | 0-0 | .000 | 0 | 1 | 1 | 3-0 | 4 | 4 | 0 | 1 | 9 |
| 03-03 | at Oregon | 1-1 | 31:07 | 2-5 | .400 | 0-2 | .000 | 2-2 | 1.000 | 0 | 2 | 2 | 1-0 | 8 | 3 | 0 | 0 | 6 |
| 03-06 | USC | 1-1 | 37:49 | 4-8 | .500 | 0-0 | .000 | 1-2 | .500 | 1 | 1 | 2 | 1-0 | 4 | 3 | 0 | 2 | 9 |
| 03-11 | vs. Oregon State | 1-1 | 42:36 | 2-10 | .200 | 0-2 | .000 | 4-4 | 1.000 | 0 | 1 | 1 | 0-0 | 5 | 1 | 0 | 0 | 8 |
| 03-18 | vs. Michigan State | 1-1 | 34:12 | 2-6 | .333 | 1-2 | .500 | 2-2 | 1.000 | 0 | 0 | 0 | 1-0 | 4 | 2 | 0 | 0 | 7 |
| 03-20 | vs. BYU | 1-1 | 29:51 | 3-13 | .231 | 1-5 | .200 | 0-0 | .000 | 0 | 1 | 1 | 2-0 | 5 | 0 | 0 | 1 | 7 |
| 03-22 | vs. Abilene Christian | 1-1 | 27:24 | 3-6 | .500 | 0-0 | .000 | 0-0 | .000 | 0 | 1 | 1 | 4-0 | 4 | 1 | 0 | 0 | 6 |
| 03-28 | vs. Alabama | 1-1 | 31:11 | 5-8 | .625 | 0-1 | .000 | 3-5 | .600 | 0 | 2 | 2 | 3-0 | 5 | 1 | 1 | 2 | 13 |
| 03-30 | vs. Michigan | 1-1 | 33:15 | 5-10 | .500 | 1-4 | .250 | 0-0 | .000 | 0 | 1 | 1 | 1-0 | 2 | 2 | 0 | 2 | 11 |
| 04-03 | vs. Gonzaga | 1-1 | 35:25 | 6-11 | .545 | 1-3 | .333 | 4-5 | .800 | 0 | 1 | 1 | 2-0 | 7 | 1 | 0 | 1 | 17 |
| TOTALS | | 32-32 | 1077:40 | 127-296 | .429 | 18-72 | .250 | 61-79 | .772 | 10 | 56 | 66 | 63-1 | 172 | 59 | 1 | 34 | 333 |

TYGER CAMPBELL'S 2019-20 GAME-BY-GAME STATISTICS

| DATE | OPP | G-GS | MIN | FG-FGA | PCT | 3FG-A | PCT | FT-FTA | PCT | OR | DR | TOT | PF-DQ | A | TO | BS | S | PTS |
|-------|--------------------|------|-----|--------|------|-------|-------|--------|-------|----|----|-----|-------|---|----|----|---|-----|
| 11-06 | Long Beach State | 1-1 | 37 | 4-9 | .444 | 3-5 | .600 | 4-6 | .667 | 2 | 3 | 5 | 1-0 | 5 | 4 | 0 | 1 | 15 |
| 11-10 | UC Santa Barbara | 1-1 | 35 | 1-6 | .167 | 0-2 | .000 | 0-0 | .000 | 1 | 1 | 2 | 3-0 | 6 | 1 | 0 | 1 | 2 |
| 11-15 | UNLV | 1-1 | 33 | 5-8 | .625 | 3-4 | .750 | 2-2 | 1.000 | 0 | 1 | 1 | 1-0 | 4 | 2 | 0 | 0 | 15 |
| 11-18 | Southern Utah | 1-1 | 30 | 3-6 | .500 | 0-1 | .000 | 3-5 | .600 | 0 | 2 | 2 | 4-0 | 5 | 1 | 0 | 3 | 9 |
| 11-21 | Hofstra | 1-1 | 28 | 0-3 | .000 | 0-1 | .000 | 0-0 | .000 | 0 | 0 | 0 | 4-0 | 5 | 2 | 0 | 0 | 0 |
| 11-25 | vs. BYU | 1-1 | 22 | 4-7 | .571 | 2-2 | 1.000 | 1-3 | .333 | 0 | 1 | 1 | 3-0 | 2 | 3 | 0 | 1 | 11 |
| 11-26 | vs. Chaminade | 1-1 | 23 | 2-5 | .400 | 0-2 | .000 | 2-2 | 1.000 | 0 | 5 | 5 | 2-0 | 6 | 2 | 0 | 2 | 6 |
| 11-27 | vs. Michigan State | 1-1 | 28 | 4-8 | .500 | 0-2 | .000 | 2-2 | 1.000 | 0 | 1 | 1 | 2-0 | 1 | 2 | 0 | 0 | 10 |
| 12-01 | San Jose State | 1-1 | 19 | 1-2 | .500 | 0-1 | .000 | 0-0 | .000 | 0 | 1 | 1 | 0-0 | 2 | 2 | 0 | 0 | 2 |
| 12-08 | Denver | 1-1 | 32 | 3-10 | .300 | 1-5 | .200 | 2-2 | 1.000 | 1 | 1 | 2 | 1-0 | 3 | 3 | 0 | 0 | 9 |
| 12-14 | at Notre Dame | 1-1 | 28 | 2-5 | .400 | 1-2 | .500 | 0-2 | .000 | 0 | 3 | 3 | 1-0 | 2 | 1 | 0 | 1 | 5 |

STUDENT-ATHLETES NOT RETURNING

| DATE | OPP | G-GS | MIN | FG-FGA | PCT | 3FG-A | PCT | FT-FTA | PCT | OR | DR | TOT | PF-DQ | A | TO | BS | S | PTS |
|---------------|---------------------|--------------|------------|---------------|-------------|--------------|-------------|--------------|-------------|-----------|-----------|-----------|-------------|------------|-----------|----------|-----------|------------|
| 12-21 | vs. North Carolina | 1-1 | 29 | 4-9 | .444 | 0-2 | .000 | 2-2 | 1.000 | 1 | 2 | 3 | 0-0 | 5 | 3 | 0 | 0 | 10 |
| 12-28 | Cal State Fullerton | 1-1 | 33 | 5-10 | .500 | 3-7 | .429 | 5-6 | .833 | 2 | 2 | 4 | 2-0 | 9 | 1 | 0 | 1 | 18 |
| 01-02 | at Washington | 1-1 | 35 | 2-7 | .286 | 1-6 | .167 | 0-0 | .000 | 0 | 0 | 0 | 3-0 | 7 | 3 | 0 | 1 | 5 |
| 01-04 | at Washington State | 1-1 | 16 | 0-3 | .000 | 0-1 | .000 | 0-0 | .000 | 0 | 0 | 0 | 3-0 | 2 | 2 | 0 | 0 | 0 |
| 01-11 | USC | 1-1 | 34 | 2-7 | .286 | 0-3 | .000 | 0-0 | .000 | 0 | 1 | 1 | 2-0 | 4 | 0 | 0 | 0 | 4 |
| 01-15 | Stanford | 1-1 | 20 | 1-5 | .200 | 1-2 | .500 | 1-2 | .500 | 0 | 0 | 0 | 1-0 | 5 | 0 | 0 | 2 | 4 |
| 01-19 | California | 1-1 | 33 | 1-7 | .143 | 1-3 | .333 | 1-2 | .500 | 0 | 3 | 3 | 2-0 | 8 | 2 | 0 | 1 | 4 |
| 01-23 | at Oregon State | 1-1 | 29 | 3-7 | .429 | 1-4 | .250 | 0-0 | .000 | 0 | 1 | 1 | 4-0 | 4 | 0 | 0 | 2 | 7 |
| 01-26 | at Oregon | 1-1 | 6 | 0-1 | .000 | 0-1 | .000 | 0-0 | .000 | 1 | 0 | 1 | 0-0 | 0 | 0 | 0 | 0 | 0 |
| 01-30 | Colorado | 1-1 | 27 | 1-5 | .200 | 0-3 | .000 | 1-2 | .500 | 1 | 2 | 3 | 0-0 | 2 | 2 | 0 | 0 | 3 |
| 02-02 | Utah | 1-1 | 34 | 7-13 | .538 | 2-4 | .500 | 6-7 | .857 | 0 | 3 | 3 | 1-0 | 8 | 1 | 0 | 0 | 22 |
| 02-06 | at Arizona State | 1-1 | 33 | 4-15 | .267 | 1-5 | .200 | 4-6 | .667 | 0 | 1 | 1 | 3-0 | 5 | 1 | 0 | 1 | 13 |
| 02-08 | at Arizona | 1-1 | 36 | 5-10 | .500 | 1-2 | .500 | 1-1 | 1.000 | 0 | 3 | 3 | 3-0 | 5 | 4 | 0 | 0 | 12 |
| 02-13 | Washington State | 1-1 | 36 | 5-12 | .417 | 1-3 | .333 | 3-10 | .300 | 1 | 3 | 4 | 3-0 | 3 | 3 | 0 | 4 | 14 |
| 02-15 | Washington | 1-1 | 37 | 1-4 | .250 | 0-3 | .000 | 0-0 | .000 | 0 | 7 | 7 | 1-0 | 6 | 4 | 0 | 2 | 2 |
| 02-20 | at Utah | 1-1 | 36 | 5-11 | .455 | 0-3 | .000 | 3-4 | .750 | 2 | 0 | 2 | 3-0 | 4 | 2 | 0 | 0 | 13 |
| 02-22 | at Colorado | 1-1 | 36 | 5-10 | .500 | 1-2 | .500 | 4-7 | .571 | 1 | 1 | 2 | 1-0 | 11 | 1 | 0 | 1 | 15 |
| 02-27 | Arizona State | 1-1 | 36 | 3-16 | .188 | 0-2 | .000 | 4-5 | .800 | 3 | 2 | 5 | 4-0 | 14 | 3 | 0 | 2 | 10 |
| 02-29 | Arizona | 1-1 | 36 | 1-11 | .091 | 0-3 | .000 | 5-6 | .833 | 1 | 2 | 3 | 3-0 | 8 | 0 | 0 | 0 | 7 |
| 03-07 | at USC | 1-1 | 34 | 3-11 | .273 | 1-4 | .250 | 2-2 | 1.000 | 3 | 2 | 5 | 1-0 | 5 | 1 | 0 | 0 | 9 |
| TOTALS | | 31-31 | 931 | 87-243 | .358 | 24-90 | .267 | 58-86 | .674 | 20 | 54 | 74 | 62-0 | 156 | 56 | 0 | 26 | 256 |



ABRAMO CANKA

6-6 / 200 / Guard/Forward
 Freshman in 2022-23
 Genoa, Italy
 Istituto Paritario "G. Papi"

age levels ... in July 2022, played for Italy at the FIBA Under 20 European Championship, averaging 9.4 points, 2.1 rebounds and 1.4 assists in seven games ... shot 45.6 percent from the field at the 2022 FIBA U20 Tournament ... in addition, averaged 10.6 points, 7.1 rebounds, 2.0 assists and 1.9 steals per game at the 2018 FIBA U16 European Championship ... played for Stella Azzurra Roma at the Adidas Next Generation Tournament in Munich, Germany, in January 2020 ... secured all-tournament team honors in the under-18 division at the Adidas Next Generation Tournament, averaging 16.8 points, 4.3 rebounds, 4.3 assists and 2.3 steals per game ... guided his team to the finals in the Next Generation Tournament.

PERSONAL

Full name: Abram Canka (last name is pronounced ZAHN-kuh) ... born in Genoa, Italy (known as Genova, in Italy) ... mother is Albana Canka ... undeclared major.

ABRAMO CANKA'S CAREER HIGHS

- Points: 6 vs. Pepperdine (Nov. 23, 2022)
- Rebounds: 4 at Washington (Jan. 1, 2023)
- Assists: 1 (4 times), last vs. Utah (Jan. 12, 2023)
- Steals: 1 (4 times), last vs. Utah (Jan. 12, 2023)
- Blocks: 1 at Washington (Jan. 1, 2023)
- FGM: 2 (4 times), last at Washington (Jan. 1, 2023)
- FGA: 6 at Washington (Jan. 1, 2023)
- 3P-FGM: 2 vs. Pepperdine (Nov. 23, 2022)
- 3P-FGA: 2 (4 times), last at Washington (Jan. 1, 2023)
- FTM: 2 (twice), last vs. UNC Asheville (March 16, 2023)
- FTA: 2 (twice), last vs. UNC Asheville (March 16, 2023)
- Minutes: 14 vs. Bellarmine (Nov. 27, 2022)

2022-23

Played in 22 games ... averaged 1.5 points and 0.7 rebounds in 5.4 minutes off the bench as a freshman ... shot 44.4 percent (12-for-27) and 50.0 percent from 3-point territory (5-for-10) ... also registered four assists, four steals and one block ... was a perfect 4-for-4 from the free throw line ... scored a season-high six points in a home win against Pepperdine (Nov. 23), going 2-for-2 from beyond the 3-point line ... also scored five points in two games – against Norfolk State (Nov. 14) and versus Northwestern (March 18) in the NCAA Tournament ... totaled a season-high four rebounds in a win at Washington (Jan. 1) ... transferred to Wake Forest in the summer of 2023.

HIGH SCHOOL

Attended Istituto Paritario "G. Papi" (one year) and ITIS Biagio Pascal Roma (four years) in his native country of Italy ... students in Italy typically will attend high school for five years ... as a basketball player, competed within the Italian National Team program at various

ABRAMO CANKA'S CAREER STATISTICS

| Season | Yr. | G-GS | MIN | MPG | FG-FGA | PCT | 3FG-A | PCT | FT-FTA | PCT | OR | DR | TOT | RPG | PF-DQ | A | TO | BS | S | PTS | PPG |
|---------------|-----|-------------|------------|------------|--------------|-------------|-------------|-------------|------------|--------------|----------|----------|-----------|------------|-------------|----------|----------|----------|----------|-----------|------------|
| 2022-23 | FR | 22-0 | 118 | 5.4 | 12-27 | .444 | 5-10 | .500 | 4-4 | 1.000 | 9 | 7 | 16 | 0.7 | 10-0 | 4 | 6 | 1 | 4 | 33 | 1.5 |
| CAREER | | 22-0 | 118 | 5.4 | 12-27 | .444 | 5-10 | .500 | 4-4 | 1.000 | 9 | 7 | 16 | 0.7 | 10-0 | 4 | 6 | 1 | 4 | 33 | 1.5 |

ABRAMO CANKA'S 2022-23 GAME-BY-GAME STATISTICS

| DATE | OPP | G-GS | MIN | FG-FGA | PCT | 3FG-A | PCT | FT-FTA | PCT | OR | DR | TOT | PF-DQ | A | TO | BS | S | PTS |
|-------|------------------|------|-------|--------|-------|-------|-------|--------|-------|----|----|-----|-------|---|----|----|---|-----|
| 11-07 | Sacramento State | 1-0 | 8:08 | 0-2 | .000 | 0-0 | .000 | 0-0 | .000 | 0 | 1 | 1 | 0-0 | 0 | 1 | 0 | 0 | 0 |
| 11-11 | Long Beach State | 1-0 | 5:06 | 0-1 | .000 | 0-1 | .000 | 2-2 | 1.000 | 0 | 0 | 0 | 1-0 | 0 | 0 | 0 | 0 | 2 |
| 11-14 | Norfolk State | 1-0 | 9:14 | 2-4 | .500 | 1-2 | .500 | 0-0 | .000 | 1 | 0 | 1 | 0-0 | 0 | 0 | 0 | 0 | 5 |
| 11-18 | vs. Illinois | – | DNP | – | – | – | – | – | – | – | – | – | – | – | – | – | – | – |
| 11-20 | vs. Baylor | 1-0 | 1:03 | 0-0 | .000 | 0-0 | .000 | 0-0 | .000 | 0 | 0 | 0 | 0-0 | 0 | 1 | 0 | 0 | 0 |
| 11-23 | Pepperdine | 1-0 | 8:59 | 2-2 | 1.000 | 2-2 | 1.000 | 0-0 | .000 | 0 | 1 | 1 | 1-0 | 1 | 1 | 0 | 1 | 6 |
| 11-27 | Bellarmine | 1-0 | 14:02 | 1-2 | .500 | 1-2 | .500 | 0-0 | .000 | 1 | 0 | 1 | 0-0 | 0 | 0 | 0 | 0 | 3 |
| 12-01 | at Stanford | 1-0 | 2:50 | 0-0 | .000 | 0-0 | .000 | 0-0 | .000 | 1 | 0 | 1 | 0-0 | 0 | 0 | 0 | 0 | 0 |
| 12-04 | Oregon | 1-0 | 7:38 | 0-1 | .000 | 0-0 | .000 | 0-0 | .000 | 0 | 1 | 1 | 0-0 | 0 | 0 | 0 | 0 | 0 |

STUDENT-ATHLETES NOT RETURNING

| DATE | OPP | G-GS | MIN | FG-FGA | PCT | 3FG-A | PCT | FT-FTA | PCT | OR | DR | TOT | PF-DQ | A | TO | BS | S | PTS |
|---------------|---------------------|-------------|---------------|--------------|-------------|-------------|-------------|------------|--------------|----------|----------|-----------|-------------|----------|----------|----------|----------|-----------|
| 12-10 | Denver | 1-0 | 7:40 | 2-2 | 1.000 | 0-0 | .000 | 0-0 | .000 | 1 | 0 | 1 | 2-0 | 1 | 1 | 0 | 1 | 4 |
| 12-14 | at Maryland | 1-0 | 7:02 | 0-2 | .000 | 0-0 | .000 | 0-0 | .000 | 0 | 0 | 0 | 2-0 | 0 | 0 | 0 | 1 | 0 |
| 12-17 | vs. Kentucky | - | DNP | - | - | - | - | - | - | - | - | - | - | - | - | - | - | - |
| 12-21 | UC Davis | 1-0 | 8:31 | 1-1 | 1.000 | 0-0 | .000 | 0-0 | .000 | 0 | 1 | 1 | 1-0 | 0 | 1 | 0 | 0 | 2 |
| 12-30 | at Washington State | - | DNP | - | - | - | - | - | - | - | - | - | - | - | - | - | - | - |
| 01-01 | at Washington | 1-0 | 12:04 | 2-6 | .333 | 0-2 | .000 | 0-0 | .000 | 3 | 1 | 4 | 1-0 | 1 | 1 | 1 | 0 | 4 |
| 01-05 | USC | - | DNP | - | - | - | - | - | - | - | - | - | - | - | - | - | - | - |
| 01-12 | Utah | 1-0 | 5:24 | 1-3 | .333 | 0-0 | .000 | 0-0 | .000 | 0 | 0 | 0 | 1-0 | 1 | 0 | 0 | 1 | 2 |
| 01-14 | Colorado | 1-0 | 0:48 | 0-0 | .000 | 0-0 | .000 | 0-0 | .000 | 0 | 0 | 0 | 0-0 | 0 | 0 | 0 | 0 | 0 |
| 01-19 | at Arizona State | 1-0 | 1:39 | 0-0 | .000 | 0-0 | .000 | 0-0 | .000 | 0 | 0 | 0 | 0-0 | 0 | 0 | 0 | 0 | 0 |
| 01-21 | at Arizona | - | DNP | - | - | - | - | - | - | - | - | - | - | - | - | - | - | - |
| 01-26 | at USC | - | DNP | - | - | - | - | - | - | - | - | - | - | - | - | - | - | - |
| 02-02 | Washington | 1-0 | 0:01 | 0-0 | .000 | 0-0 | .000 | 0-0 | .000 | 0 | 0 | 0 | 0-0 | 0 | 0 | 0 | 0 | 0 |
| 02-04 | Washington State | 1-0 | 2:35 | 0-0 | .000 | 0-0 | .000 | 0-0 | .000 | 1 | 0 | 1 | 0-0 | 0 | 0 | 0 | 0 | 0 |
| 02-09 | at Oregon State | 1-0 | 2:25 | 0-0 | .000 | 0-0 | .000 | 0-0 | .000 | 0 | 0 | 0 | 0-0 | 0 | 0 | 0 | 0 | 0 |
| 02-11 | at Oregon | - | DNP | - | - | - | - | - | - | - | - | - | - | - | - | - | - | - |
| 02-16 | Stanford | - | DNP | - | - | - | - | - | - | - | - | - | - | - | - | - | - | - |
| 02-18 | California | - | DNP | - | - | - | - | - | - | - | - | - | - | - | - | - | - | - |
| 02-23 | at Utah | - | DNP | - | - | - | - | - | - | - | - | - | - | - | - | - | - | - |
| 02-26 | at Colorado | - | DNP | - | - | - | - | - | - | - | - | - | - | - | - | - | - | - |
| 03-02 | Arizona State | - | DNP | - | - | - | - | - | - | - | - | - | - | - | - | - | - | - |
| 03-04 | Arizona | 1-0 | 0:32 | 0-0 | .000 | 0-0 | .000 | 0-0 | .000 | 0 | 0 | 0 | 0-0 | 0 | 0 | 0 | 0 | 0 |
| 03-09 | vs. Colorado | 1-0 | 1:28 | 0-0 | .000 | 0-0 | .000 | 0-0 | .000 | 0 | 0 | 0 | 0-0 | 0 | 0 | 0 | 0 | 0 |
| 03-10 | vs. Oregon | 1-0 | 5:14 | 0-0 | .000 | 0-0 | .000 | 0-0 | .000 | 1 | 1 | 2 | 0-0 | 0 | 0 | 0 | 0 | 0 |
| 03-11 | vs. Arizona | - | DNP | - | - | - | - | - | - | - | - | - | - | - | - | - | - | - |
| 03-16 | vs. UNC Asheville | 1-0 | 5:46 | 1-1 | 1.000 | 1-1 | 1.000 | 2-2 | 1.000 | 0 | 1 | 1 | 1-0 | 0 | 0 | 0 | 0 | 5 |
| 03-18 | vs. Northwestern | - | DNP | - | - | - | - | - | - | - | - | - | - | - | - | - | - | - |
| 03-23 | vs. Gonzaga | - | DNP | - | - | - | - | - | - | - | - | - | - | - | - | - | - | - |
| TOTALS | | 22-0 | 118:09 | 12-27 | .444 | 5-10 | .500 | 4-4 | 1.000 | 9 | 7 | 16 | 10-0 | 4 | 6 | 1 | 4 | 33 |



JAYLEN CLARK

6-5 / 185 / Guard
 Junior in 2022-23
 Riverside, Calif.
 Etiwanda High School

CAREER

Played in 90 career games through three seasons at UCLA, making 35 starts ... was selected No. 53 overall in the 2023 NBA Draft by the Minnesota Timberwolves (June 22, 2023) ... had recorded career averages of 7.4 points, 4.1 rebounds, 1.3 steals and 1.0 assists per game in three collegiate seasons ... shot 49.0 percent from the field and 30.2 percent from 3-point range through three seasons ... scored at least 10 points in 30 career games (including in 22 games as a junior in 2022-23) ... scored at least 20 points in three games ... totaled at least 10 rebounds in six games ... recorded five career double-doubles through three seasons ... scored a career-high 25 points in a win against Washington during his sophomore season (Feb. 19, 2022) ... grabbed a career-high 11 rebounds in four games (most recently, at home against Arizona State on March 2, 2023).

2022-23

Played in 30 games, making 29 starts ... averaged 13.0 points, 6.0 rebounds, 1.9 assists and a Pac-12-leading 2.6 steals per game ... averaged 30.5 minutes per game ... was honored as the Naismith Men's Defensive Player of the Year and the NABC Defensive Player of the Year ... was named the Pac-12 Defensive Player of the Year, marking UCLA's first such selection since Russell Westbrook in 2008 ... earned second-team All-Pac-12 honors as a junior ... was named to the Pac-12 All-Defensive Team for the second consecutive season (along with teammate Adem Bona) ... shot 48.1 percent from the field and 32.9 percent from beyond the 3-point line ... finished the season as the Pac-12 leader in steals (78) and steals per game (2.6) ... ranked No. 4 in the nation in steals per game (2.6 spg) and No. 9 in total steals (78) ... also recorded 56 assists

and eight blocked shots ... was second on the team in rebounding (6.0 rpg) and third in scoring (13.0 ppg) and minutes per game (30.5 mpg) ... ranked No. 13 in the Pac-12 in rebounding (6.0 rpg) ... scored in double figures in 22 games and totaled at least 10 rebounds in five contests ... had four double-doubles ... scored at least 20 points in two games - had 23 points against Baylor in Las Vegas (Nov. 20) and a season-high 24 points in a home win over Denver (Dec. 10) ... tallied at least two steals in 23 games and had four or more steals in seven contests ... recorded a career-high-tying five assists in two games - versus Long Beach State (Nov. 11) and in a win at Utah (Feb. 23) ... recorded a career-high seven steals in the Bruins' season-opening win against Sacramento State (Nov. 7), marking the most steals in one game by any UCLA player since Jordan Adams had seven steals in a win versus Sacramento State on Nov. 18, 2013 ... made a career-high five 3-pointers (on eight attempts) in a win against Norfolk State (Nov. 14) ... nailed the game-winning 3-pointer with under 15 seconds to play in UCLA's 60-58 victory at home against USC (Jan. 5) ... finished with 15 points and five rebounds in UCLA's home win against USC ... did not play in UCLA's game against Bellarmine due to illness (Nov. 27) ... missed the Bruins' final six games due to a lower right leg injury sustained during a home game against Arizona (March 4).

2021-22

Played in 29 games, making six starts ... averaged 6.7 points, 3.8 rebounds and 1.0 assists per game ... averaged 18.1 minutes per game ... was one of five players to earn Pac-12 All-Defensive Team honors (along with teammates Jaime Jaquez Jr. and Myles Johnson) ... shot 50.6 percent from the field (81-for-160) ... finished the season with 33 steals and five blocks ... scored in double figures in seven games ... scored a career-high 25 points in a victory at home against Washington (Feb. 19) ... recorded his first collegiate double-double, totaling 18 points and 11 rebounds, in a win at home versus Washington State (Feb. 17) ... averaged 19.7 points and 8.3 rebounds in a three-game homestand in mid-February (Feb. 17-21), shooting 60.5 percent from the field in that stretch (26-for-43) ... recorded a pair of steals in the final 35 seconds of regulation at home against Oregon, helping the Bruins erase a 73-68 deficit and send the game to overtime (UCLA lost in overtime, 84-81) ... recorded five assists and four steals against Washington State (Feb. 17).

2020-21

Played in 31 games ... averaged 2.5 points and 2.4 rebounds per game ... averaged 9.0 minutes per game ... shot 50 percent from the field (29-for-58) ... made 75.0 percent of his free throw attempts (18-for-24) ... scored in double figures in one game, totaling a season-high 10 points at Colorado (Feb. 27) ... grabbed at least five rebounds in six

STUDENT-ATHLETES NOT RETURNING

games, including a season-best nine rebounds in 18 minutes against Alabama (March 28) in the Bruins' Sweet 16 win ... also had seven rebounds in the NCAA Tournament win against Abilene Christian (March 22) ... played in a season-high 21 minutes at Washington State (Feb. 11) ... helped UCLA overcome an eight-point deficit in the final 10 minutes against Arizona State (Feb. 20), making a free throw with 1.4 seconds to play and give the Bruins an 80-79 lead (was fouled under the basket on a put-back after corraling an offensive rebound).

HIGH SCHOOL

Was a four-year varsity letterwinner in high school ... spent his senior season at Etiwanda High School (Rancho Cucamonga, Calif.) playing for Dave Kleckner ... spent his first three seasons playing for Centennial High School (Corona, Calif.) for head coach Josh Giles ... was ranked the No. 63 player in his high school class by Rivals.com and No. 73 by 247Sports.com ... secured All-CIF Southern Section Open Division honors as a junior and senior ... as a senior at Etiwanda, averaged 18.5 points, 6.4 rebounds, 2.7 assists and 2.6 steals per game ... led Etiwanda to a 30-4 overall record in 2019-20, as the Eagles had a perfect 10-0 mark in the Baseline League ... Etiwanda dropped a 63-61 decision to Sierra Canyon in the CIF Southern Section Open Division regional final after having defeated Mater Dei, 65-61, in a semifinal contest ... scored a team-leading 32 points and tallied 13 rebounds against Sierra Canyon in a CIF Southern Section Open Division semifinal game (Feb. 21, 2020) at Calabasas High School ... at the conclusion of his senior season, earned second-team all-state acclaim from MaxPreps.com and first-team all-area accolades from the San Bernardino Sun ... as a junior (2018-19), averaged 17.2 points, 5.6 rebounds and 3.3 assists per game at Centennial ... as a sophomore (2017-18), averaged 18.0 points, 6.4 rebounds and 3.6 assists per game ... competed for the Compton Magic AAU basketball program.

PERSONAL

Full name: Jaylen Bryce Clark ... born in Riverside, Calif. ... is the son of Cornelius and Denita Clark ... has one older brother, Cornelius, and one younger sister, Briana ... among his most favorite professional athletes is former UCLA standout Russell Westbrook ... sociology major.

JAYLEN CLARK'S CAREER HIGHS

Points: 25 vs. Washington (Feb. 19, 2022)
 Rebounds: 11 (4 times), last vs. Arizona State (March 2, 2023)
 Assists: 5 (3 times), last at Utah (Feb. 23, 2023)
 Steals: 7 vs. Sacramento State (Nov. 7, 2022)
 Blocks: 2 (twice), last at Arizona State (Jan. 19, 2023)
 FGM: 12 vs. Washington (Feb. 19, 2022)
 FGA: 16 (3 times), last vs. USC (Jan. 5, 2023)
 3P-FGM: 5 vs. Norfolk State (Nov. 14, 2022)
 3P-FGA: 8 vs. Norfolk State (Nov. 14, 2022)
 FTM: 6 vs. Colorado (Jan. 14, 2023)
 FTA: 9 vs. Colorado (Jan. 14, 2023)
 Minutes: 39 at Arizona State (Jan. 19, 2023)

JAYLEN CLARK'S CAREER STATISTICS

| Season | Yr. | G-GS | MIN | MPG | FG-FGA | PCT | 3FG-A | PCT | FT-FTA | PCT | OR | DR | TOT | RPG | PF-DQ | A | TO | BS | S | PTS | PPG |
|---------------|-----|--------------|-------------|-------------|----------------|-------------|---------------|-------------|----------------|-------------|------------|------------|------------|------------|--------------|-----------|-----------|-----------|------------|------------|------------|
| 2020-21 | FR | 31-0 | 280 | 9.0 | 29-58 | .500 | 2-10 | .200 | 18-24 | .750 | 31 | 44 | 75 | 2.4 | 33-0 | 6 | 12 | 5 | 4 | 78 | 2.5 |
| 2021-22 | SO | 29-6 | 524 | 18.1 | 81-160 | .506 | 7-27 | .259 | 26-48 | .542 | 45 | 65 | 110 | 3.8 | 56-0 | 30 | 20 | 5 | 33 | 195 | 6.7 |
| 2022-23 | JR | 30-29 | 915 | 30.5 | 148-308 | .481 | 26-79 | .329 | 67-96 | .698 | 58 | 123 | 181 | 6.0 | 64-2 | 56 | 37 | 8 | 78 | 389 | 13.0 |
| CAREER | | 90-35 | 1718 | 19.1 | 258-526 | .490 | 35-116 | .302 | 111-168 | .661 | 134 | 232 | 366 | 4.1 | 153-2 | 92 | 69 | 18 | 115 | 662 | 7.4 |

JAYLEN CLARK'S 2022-23 GAME-BY-GAME STATISTICS

| DATE | OPP | G-GS | MIN | FG-FGA | PCT | 3FG-A | PCT | FT-FTA | PCT | OR | DR | TOT | PF-DQ | A | TO | BS | S | PTS |
|-------|---------------------|------|-------|--------|-------|-------|-------|--------|-------|----|----|-----|-------|---|----|----|---|-----|
| 11-07 | Sacramento State | 1-1 | 28:29 | 7-7 | 1.000 | 1-1 | 1.000 | 2-2 | 1.000 | 3 | 5 | 8 | 3-0 | 4 | 5 | 1 | 7 | 17 |
| 11-11 | Long Beach State | 1-1 | 26:52 | 6-12 | .500 | 1-4 | .250 | 3-3 | 1.000 | 2 | 5 | 7 | 3-0 | 5 | 2 | 0 | 4 | 16 |
| 11-14 | Norfolk State | 1-1 | 24:46 | 7-11 | .636 | 5-8 | .625 | 0-0 | .000 | 0 | 9 | 9 | 2-0 | 0 | 1 | 1 | 2 | 19 |
| 11-18 | vs. Illinois | 1-1 | 32:24 | 3-8 | .375 | 0-0 | .000 | 1-3 | .333 | 1 | 5 | 6 | 2-0 | 2 | 2 | 0 | 1 | 7 |
| 11-20 | vs. Baylor | 1-1 | 36:00 | 10-14 | .714 | 0-2 | .000 | 3-5 | .600 | 4 | 6 | 10 | 1-0 | 2 | 0 | 1 | 0 | 23 |
| 11-23 | Pepperdine | 1-1 | 28:08 | 5-6 | .833 | 0-0 | .000 | 2-4 | .500 | 2 | 4 | 6 | 3-0 | 2 | 1 | 0 | 2 | 12 |
| 11-27 | Bellarmine | - | DNP | - | - | - | - | - | - | - | - | - | - | - | - | - | - | - |
| 12-01 | at Stanford | 1-1 | 19:35 | 2-3 | .667 | 0-0 | .000 | 0-0 | .000 | 1 | 0 | 1 | 3-0 | 0 | 1 | 0 | 0 | 4 |
| 12-04 | Oregon | 1-1 | 29:36 | 4-13 | .308 | 1-3 | .333 | 5-7 | .714 | 2 | 2 | 4 | 2-0 | 1 | 0 | 0 | 1 | 14 |
| 12-10 | Denver | 1-1 | 24:37 | 10-13 | .769 | 2-4 | .500 | 2-4 | .500 | 0 | 4 | 4 | 2-0 | 0 | 0 | 0 | 4 | 24 |
| 12-14 | at Maryland | 1-1 | 22:05 | 7-11 | .636 | 0-2 | .000 | 5-6 | .833 | 1 | 5 | 6 | 1-0 | 3 | 0 | 0 | 4 | 19 |
| 12-17 | vs. Kentucky | 1-1 | 35:32 | 6-11 | .545 | 0-2 | .000 | 3-6 | .500 | 2 | 6 | 8 | 2-0 | 2 | 1 | 0 | 4 | 15 |
| 12-21 | UC Davis | 1-1 | 34:05 | 7-14 | .500 | 1-2 | .500 | 3-3 | 1.000 | 4 | 7 | 11 | 0-0 | 3 | 3 | 1 | 3 | 18 |
| 12-30 | at Washington State | 1-1 | 35:11 | 3-12 | .250 | 0-2 | .000 | 2-2 | 1.000 | 2 | 4 | 6 | 1-0 | 2 | 0 | 0 | 3 | 8 |
| 01-01 | at Washington | 1-1 | 26:21 | 1-9 | .111 | 0-1 | .000 | 0-0 | .000 | 2 | 9 | 11 | 3-0 | 1 | 1 | 0 | 3 | 2 |
| 01-05 | USC | 1-1 | 36:38 | 5-16 | .313 | 2-7 | .286 | 3-3 | 1.000 | 2 | 3 | 5 | 2-0 | 1 | 0 | 0 | 1 | 15 |
| 01-12 | Utah | 1-1 | 32:43 | 5-10 | .500 | 1-3 | .333 | 0-0 | .000 | 1 | 4 | 5 | 1-0 | 1 | 2 | 0 | 3 | 11 |
| 01-14 | Colorado | 1-1 | 35:30 | 5-10 | .500 | 2-4 | .500 | 6-9 | .667 | 3 | 5 | 8 | 4-0 | 4 | 3 | 0 | 3 | 18 |
| 01-19 | at Arizona State | 1-1 | 39:26 | 3-9 | .333 | 0-2 | .000 | 4-5 | .800 | 2 | 6 | 8 | 1-0 | 1 | 2 | 2 | 3 | 10 |
| 01-21 | at Arizona | 1-1 | 33:58 | 4-13 | .308 | 1-3 | .333 | 3-4 | .750 | 6 | 4 | 10 | 1-0 | 1 | 4 | 0 | 3 | 12 |
| 01-26 | at USC | 1-1 | 26:17 | 0-7 | .000 | 0-2 | .000 | 3-4 | .750 | 3 | 2 | 5 | 2-0 | 0 | 0 | 0 | 3 | 3 |
| 02-02 | Washington | 1-1 | 28:53 | 4-9 | .444 | 0-2 | .000 | 1-2 | .500 | 2 | 5 | 7 | 4-0 | 3 | 1 | 0 | 2 | 9 |
| 02-04 | Washington State | 1-1 | 35:41 | 5-15 | .333 | 2-4 | .500 | 0-0 | .000 | 1 | 3 | 4 | 2-0 | 1 | 1 | 0 | 2 | 12 |
| 02-09 | at Oregon State | 1-1 | 30:26 | 7-10 | .700 | 1-3 | .333 | 1-2 | .500 | 2 | 1 | 3 | 5-1 | 3 | 3 | 0 | 3 | 16 |
| 02-11 | at Oregon | 1-1 | 32:33 | 4-10 | .400 | 1-1 | 1.000 | 4-7 | .571 | 1 | 2 | 3 | 1-0 | 3 | 1 | 0 | 4 | 13 |
| 02-16 | Stanford | 1-1 | 37:13 | 6-9 | .667 | 2-2 | 1.000 | 2-2 | 1.000 | 2 | 4 | 6 | 1-0 | 2 | 1 | 1 | 3 | 16 |
| 02-18 | California | 1-1 | 23:23 | 5-9 | .559 | 1-3 | .333 | 2-2 | 1.000 | 1 | 4 | 5 | 1-0 | 3 | 0 | 1 | 1 | 13 |
| 02-23 | at Utah | 1-1 | 36:31 | 4-8 | .500 | 0-1 | .000 | 1-3 | .333 | 1 | 2 | 3 | 1-0 | 5 | 0 | 0 | 2 | 9 |
| 02-26 | at Colorado | 1-1 | 32:11 | 3-11 | .273 | 0-3 | .000 | 2-2 | 1.000 | 1 | 0 | 1 | 5-1 | 0 | 0 | 0 | 1 | 8 |
| 03-02 | Arizona State | 1-1 | 34:23 | 6-10 | .600 | 1-3 | .333 | 2-4 | .500 | 4 | 7 | 11 | 3-0 | 1 | 1 | 0 | 2 | 15 |
| 03-04 | Arizona | 1-1 | 15:19 | 4-8 | .500 | 1-5 | .200 | 2-2 | 1.000 | 0 | 0 | 0 | 2-0 | 0 | 1 | 0 | 4 | 11 |
| 03-09 | vs. Colorado | - | DNP | - | - | - | - | - | - | - | - | - | - | - | - | - | - | - |
| 03-10 | vs. Oregon | - | DNP | - | - | - | - | - | - | - | - | - | - | - | - | - | - | - |
| 03-11 | vs. Arizona | - | DNP | - | - | - | - | - | - | - | - | - | - | - | - | - | - | - |

STUDENT-ATHLETES NOT RETURNING

| DATE | OPP | G-GS | MIN | FG-FGA | PCT | 3FG-A | PCT | FT-FTA | PCT | OR | DR | TOT | PF-DQ | A | TO | BS | S | PTS |
|---------------|-------------------|--------------|---------------|----------------|-------------|--------------|-------------|--------------|-------------|-----------|------------|------------|-------------|-----------|-----------|----------|-----------|------------|
| 03-16 | vs. UNC Asheville | - | DNP | - | - | - | - | - | - | - | - | - | - | - | - | - | - | - |
| 03-18 | vs. Northwestern | - | DNP | - | - | - | - | - | - | - | - | - | - | - | - | - | - | - |
| 03-23 | vs. Gonzaga | - | DNP | - | - | - | - | - | - | - | - | - | - | - | - | - | - | - |
| TOTALS | | 30-29 | 914:45 | 148-308 | .481 | 26-79 | .329 | 67-96 | .698 | 58 | 123 | 181 | 64-2 | 56 | 37 | 8 | 78 | 389 |

JAYLEN CLARK'S 2021-22 GAME-BY-GAME STATISTICS

| DATE | OPP | G-GS | MIN | FG-FGA | PCT | 3FG-A | PCT | FT-FTA | PCT | OR | DR | TOT | PF-DQ | A | TO | BS | S | PTS |
|---------------|----------------------|-------------|---------------|---------------|-------------|-------------|-------------|--------------|-------------|-----------|-----------|------------|-------------|-----------|-----------|----------|-----------|------------|
| 11-09 | CSU Bakersfield | 1-0 | 19:44 | 3-4 | .750 | 0-1 | .000 | 4-5 | .800 | 2 | 5 | 7 | 1-0 | 3 | 2 | 0 | 1 | 10 |
| 11-12 | Villanova | 1-0 | 15:22 | 1-2 | .500 | 0-0 | .000 | 0-0 | .000 | 2 | 4 | 6 | 1-0 | 1 | 1 | 0 | 0 | 2 |
| 11-15 | Long Beach State | 1-0 | 23:51 | 4-8 | .500 | 0-2 | .000 | 2-3 | .667 | 4 | 2 | 6 | 2-0 | 3 | 0 | 1 | 0 | 10 |
| 11-17 | North Florida | 1-0 | 17:58 | 2-6 | .333 | 0-1 | .000 | 2-4 | .500 | 2 | 3 | 5 | 1-0 | 4 | 1 | 0 | 1 | 6 |
| 11-22 | vs. Bellarmine | 1-0 | 13:18 | 3-5 | .600 | 0-2 | .000 | 0-0 | .000 | 0 | 2 | 2 | 0-0 | 0 | 1 | 0 | 1 | 6 |
| 11-23 | vs. Gonzaga | 1-0 | 17:17 | 2-4 | .500 | 0-0 | .000 | 4-6 | .667 | 5 | 0 | 5 | 2-0 | 0 | 0 | 1 | 0 | 8 |
| 11-27 | at UNLV | 1-0 | 17:53 | 2-7 | .286 | 0-0 | .000 | 2-2 | 1.000 | 4 | 2 | 6 | 3-0 | 0 | 1 | 0 | 2 | 6 |
| 12-01 | Colorado | 1-0 | 23:01 | 2-3 | .667 | 0-0 | .000 | 0-0 | .000 | 0 | 2 | 2 | 4-0 | 0 | 1 | 0 | 0 | 4 |
| 12-11 | at Marquette | 1-0 | 19:50 | 2-8 | .250 | 0-1 | .000 | 0-1 | .000 | 4 | 2 | 6 | 2-0 | 0 | 1 | 0 | 1 | 4 |
| 01-06 | Long Beach State | 1-0 | 15:03 | 3-6 | .500 | 2-3 | .667 | 1-2 | .500 | 0 | 2 | 2 | 0-0 | 2 | 1 | 0 | 1 | 9 |
| 01-08 | at California | 1-0 | 8:56 | 0-2 | .000 | 0-1 | .000 | 0-0 | .000 | 1 | 1 | 2 | 1-0 | 1 | 0 | 0 | 0 | 0 |
| 01-13 | Oregon | 1-0 | 16:31 | 2-6 | .333 | 0-1 | .000 | 0-0 | .000 | 1 | 2 | 3 | 1-0 | 1 | 1 | 0 | 2 | 4 |
| 01-15 | Oregon State | 1-1 | 32:15 | 5-6 | .833 | 1-1 | 1.000 | 0-0 | .000 | 1 | 3 | 4 | 3-0 | 2 | 2 | 0 | 1 | 11 |
| 01-20 | at Utah | - | DNP | - | - | - | - | - | - | - | - | - | - | - | - | - | - | - |
| 01-22 | at Colorado | 1-0 | 10:22 | 1-1 | 1.000 | 0-0 | .000 | 2-2 | 1.000 | 0 | 2 | 2 | 4-0 | 0 | 1 | 0 | 1 | 4 |
| 01-25 | Arizona | - | DNP | - | - | - | - | - | - | - | - | - | - | - | - | - | - | - |
| 01-27 | California | - | DNP | - | - | - | - | - | - | - | - | - | - | - | - | - | - | - |
| 01-29 | Stanford | - | DNP | - | - | - | - | - | - | - | - | - | - | - | - | - | - | - |
| 02-03 | at Arizona | - | DNP | - | - | - | - | - | - | - | - | - | - | - | - | - | - | - |
| 02-05 | at Arizona State | - | DNP | - | - | - | - | - | - | - | - | - | - | - | - | - | - | - |
| 02-08 | at Stanford | 1-0 | 10:35 | 3-3 | 1.000 | 0-0 | .000 | 0-0 | .000 | 1 | 1 | 2 | 1-0 | 0 | 0 | 0 | 0 | 6 |
| 02-12 | at USC | 1-0 | 13:53 | 2-5 | .400 | 0-1 | .000 | 1-2 | .500 | 2 | 2 | 4 | 3-0 | 0 | 0 | 0 | 2 | 5 |
| 02-17 | Washington State | 1-1 | 34:05 | 7-11 | .636 | 1-3 | .333 | 3-7 | .429 | 3 | 8 | 11 | 0-0 | 5 | 0 | 0 | 4 | 18 |
| 02-19 | Washington | 1-1 | 30:41 | 12-16 | .750 | 1-2 | .500 | 0-1 | .000 | 3 | 2 | 5 | 4-0 | 1 | 1 | 0 | 1 | 25 |
| 02-21 | Arizona State | 1-1 | 36:19 | 7-16 | .438 | 1-3 | .333 | 1-2 | .500 | 0 | 9 | 9 | 1-0 | 1 | 0 | 1 | 3 | 16 |
| 02-24 | at Oregon | 1-1 | 24:36 | 2-8 | .250 | 0-1 | .000 | 1-2 | .500 | 1 | 4 | 5 | 4-0 | 1 | 3 | 0 | 2 | 5 |
| 02-26 | at Oregon State | 1-1 | 20:22 | 5-7 | .714 | 0-1 | .000 | 0-0 | .000 | 1 | 1 | 2 | 1-0 | 0 | 2 | 0 | 2 | 10 |
| 02-28 | at Washington | 1-0 | 18:41 | 4-6 | .667 | 0-1 | .000 | 1-2 | .500 | 1 | 0 | 1 | 3-0 | 1 | 0 | 0 | 1 | 9 |
| 03-05 | USC | 1-0 | 11:32 | 1-2 | .500 | 0-1 | .000 | 2-6 | .333 | 0 | 2 | 2 | 3-0 | 1 | 0 | 0 | 2 | 4 |
| 03-10 | vs. Washington State | 1-0 | 18:33 | 2-7 | .286 | 0-0 | .000 | 0-0 | .000 | 0 | 2 | 2 | 3-0 | 1 | 0 | 1 | 2 | 4 |
| 03-11 | vs. USC | 1-0 | 12:14 | 0-3 | .000 | 0-0 | .000 | 0-0 | .000 | 2 | 1 | 3 | 3-0 | 2 | 0 | 0 | 0 | 0 |
| 03-12 | vs. Arizona | 1-0 | 9:38 | 2-3 | .667 | 0-0 | .000 | 0-0 | .000 | 3 | 0 | 3 | 2-0 | 0 | 0 | 0 | 1 | 4 |
| 03-17 | vs. Akron | 1-0 | 15:22 | 0-1 | .000 | 0-0 | .000 | 0-1 | .000 | 0 | 0 | 0 | 2-0 | 0 | 0 | 1 | 1 | 0 |
| 03-19 | vs. Saint Mary's | 1-0 | 10:50 | 1-1 | 1.000 | 0-0 | .000 | 0-0 | .000 | 1 | 0 | 1 | 0-0 | 0 | 0 | 0 | 0 | 2 |
| 03-25 | vs. North Carolina | 1-0 | 4:49 | 1-3 | .333 | 1-1 | 1.000 | 0-0 | .000 | 1 | 1 | 2 | 1-0 | 0 | 1 | 0 | 1 | 3 |
| TOTALS | | 29-6 | 523:31 | 81-160 | .506 | 7-27 | .259 | 26-48 | .542 | 45 | 65 | 110 | 56-0 | 30 | 20 | 5 | 33 | 195 |

JAYLEN CLARK'S 2020-21 GAME-BY-GAME STATISTICS

| DATE | OPP | G-GS | MIN | FG-FGA | PCT | 3FG-A | PCT | FT-FTA | PCT | OR | DR | TOT | PF-DQ | A | TO | BS | S | PTS |
|-------|---------------------|------|-------|--------|-------|-------|-------|--------|-------|----|----|-----|-------|---|----|----|---|-----|
| 11-25 | at San Diego State | 1-0 | 2:38 | 0-0 | .000 | 0-0 | .000 | 0-0 | .000 | 0 | 0 | 0 | 0-0 | 0 | 0 | 0 | 0 | 0 |
| 11-27 | vs. Pepperdine | 1-0 | 0:23 | 0-0 | .000 | 0-0 | .000 | 0-0 | .000 | 0 | 0 | 0 | 0-0 | 0 | 0 | 0 | 0 | 0 |
| 12-03 | Seattle | 1-0 | 10:46 | 2-2 | 1.000 | 0-0 | .000 | 0-0 | .000 | 0 | 3 | 3 | 1-0 | 0 | 1 | 0 | 0 | 4 |
| 12-06 | California | 1-0 | 4:48 | 0-0 | .000 | 0-0 | .000 | 0-0 | .000 | 0 | 0 | 0 | 1-0 | 0 | 1 | 0 | 0 | 0 |
| 12-09 | San Diego | 1-0 | 4:48 | 2-3 | .667 | 0-0 | .000 | 2-2 | 1.000 | 0 | 0 | 0 | 1-0 | 0 | 0 | 0 | 0 | 6 |
| 12-11 | Marquette | 1-0 | 4:12 | 0-0 | .000 | 0-0 | .000 | 0-0 | .000 | 0 | 1 | 1 | 2-0 | 0 | 0 | 0 | 0 | 0 |
| 12-19 | vs. Ohio State | - | DNP | - | - | - | - | - | - | - | - | - | - | - | - | - | - | - |
| 12-31 | Utah | 1-0 | 0:21 | 0-0 | .000 | 0-0 | .000 | 0-0 | .000 | 0 | 1 | 1 | 0-0 | 0 | 0 | 0 | 0 | 0 |
| 01-02 | Colorado | 1-0 | 2:02 | 0-1 | .000 | 0-1 | .000 | 0-0 | .000 | 0 | 0 | 0 | 0-0 | 0 | 0 | 0 | 0 | 0 |
| 01-07 | at Arizona State | 1-0 | 4:29 | 0-2 | .000 | 0-1 | .000 | 0-0 | .000 | 0 | 0 | 0 | 1-0 | 1 | 0 | 0 | 0 | 0 |
| 01-09 | at Arizona | 1-0 | 10:34 | 1-2 | .500 | 0-1 | .000 | 0-0 | .000 | 1 | 1 | 2 | 2-0 | 0 | 0 | 0 | 0 | 2 |
| 01-14 | Washington State | 1-0 | 16:24 | 3-4 | .500 | 0-1 | .000 | 1-1 | 1.000 | 2 | 3 | 5 | 3-0 | 0 | 2 | 0 | 1 | 7 |
| 01-16 | Washington | 1-0 | 4:18 | 0-2 | .000 | 0-0 | .000 | 2-2 | 1.000 | 1 | 1 | 2 | 0-0 | 0 | 0 | 0 | 0 | 2 |
| 01-21 | at California | 1-0 | 6:51 | 0-0 | .000 | 0-0 | .000 | 0-0 | .000 | 0 | 1 | 1 | 1-0 | 0 | 0 | 0 | 0 | 0 |
| 01-23 | at Stanford | 1-0 | 11:39 | 0-3 | .000 | 0-1 | .000 | 2-2 | 1.000 | 2 | 2 | 4 | 1-0 | 0 | 0 | 0 | 2 | 2 |
| 01-30 | Oregon State | 1-0 | 7:49 | 1-2 | .500 | 0-0 | .000 | 0-0 | .000 | 1 | 0 | 1 | 1-0 | 0 | 1 | 0 | 0 | 2 |
| 02-06 | at USC | 1-0 | 14:32 | 1-4 | .250 | 1-1 | 1.000 | 0-0 | .000 | 2 | 1 | 3 | 2-0 | 0 | 0 | 0 | 0 | 3 |
| 02-11 | at Washington State | 1-0 | 21:43 | 3-4 | .750 | 0-0 | .000 | 0-1 | .000 | 1 | 4 | 5 | 3-0 | 2 | 1 | 2 | 0 | 6 |
| 02-13 | at Washington | 1-0 | 11:21 | 0-0 | .000 | 0-0 | .000 | 0-0 | .000 | 0 | 2 | 2 | 0-0 | 0 | 1 | 0 | 0 | 0 |
| 02-18 | Arizona | 1-0 | 3:02 | 1-2 | .500 | 0-1 | .000 | 0-0 | .000 | 1 | 0 | 1 | 0-0 | 0 | 0 | 0 | 0 | 2 |
| 02-20 | Arizona State | 1-0 | 7:17 | 0-2 | .000 | 0-0 | .000 | 2-4 | .500 | 2 | 1 | 3 | 0-0 | 0 | 0 | 0 | 0 | 2 |
| 02-25 | at Utah | 1-0 | 13:53 | 0-1 | .000 | 0-0 | .000 | 0-0 | .000 | 0 | 2 | 2 | 0-0 | 0 | 0 | 1 | 0 | 0 |

STUDENT-ATHLETES NOT RETURNING

| DATE | OPP | G-GS | MIN | FG-FGA | PCT | 3FG-A | PCT | FT-FTA | PCT | OR | DR | TOT | PF-DQ | A | TO | BS | S | PTS |
|---------------|-----------------------|-------------|---------------|--------------|-------------|-------------|-------------|--------------|-------------|-----------|-----------|-----------|-------------|----------|-----------|----------|----------|-----------|
| 02-27 | at Colorado | 1-0 | 16:03 | 5-6 | .833 | 0-0 | .000 | 0-0 | .000 | 2 | 2 | 4 | 3-0 | 0 | 1 | 1 | 0 | 10 |
| 03-03 | at Oregon | 1-0 | 12:20 | 3-5 | .600 | 0-0 | .000 | 0-0 | .000 | 2 | 4 | 6 | 2-0 | 0 | 0 | 0 | 0 | 6 |
| 03-06 | USC | 1-0 | 18:25 | 2-2 | 1.000 | 1-1 | 1.000 | 0-0 | .000 | 0 | 1 | 1 | 2-0 | 0 | 0 | 0 | 1 | 5 |
| 03-11 | vs. Oregon State | 1-0 | 12:14 | 2-3 | .667 | 0-0 | .000 | 0-0 | .000 | 4 | 1 | 5 | 2-0 | 0 | 0 | 0 | 0 | 4 |
| 03-18 | vs. Michigan State | 1-0 | 11:04 | 1-2 | .500 | 0-0 | .000 | 2-2 | 1.000 | 2 | 1 | 3 | 0-0 | 2 | 0 | 0 | 0 | 4 |
| 03-20 | vs. BYU | 1-0 | 3:39 | 0-0 | .000 | 0-0 | .000 | 0-0 | .000 | 0 | 1 | 1 | 0-0 | 0 | 0 | 0 | 0 | 0 |
| 03-22 | vs. Abilene Christian | 1-0 | 14:25 | 2-4 | .500 | 0-1 | .000 | 1-2 | .500 | 3 | 4 | 7 | 1-0 | 1 | 2 | 0 | 0 | 5 |
| 03-28 | vs. Alabama | 1-0 | 18:09 | 0-2 | .000 | 0-1 | .000 | 3-4 | .750 | 4 | 5 | 9 | 2-0 | 0 | 1 | 1 | 0 | 3 |
| 03-30 | vs. Michigan | 1-0 | 2:11 | 0-0 | .000 | 0-0 | .000 | 0-0 | .000 | 0 | 1 | 1 | 0-0 | 0 | 0 | 0 | 0 | 0 |
| 04-03 | vs. Gonzaga | 1-0 | 7:55 | 0-0 | .000 | 0-0 | .000 | 3-4 | .750 | 1 | 1 | 2 | 2-0 | 0 | 1 | 0 | 0 | 3 |
| TOTALS | | 31-0 | 279:47 | 29-58 | .500 | 2-10 | .200 | 18-24 | .750 | 31 | 44 | 75 | 33-0 | 6 | 12 | 5 | 4 | 78 |



MAC ETIENNE

6-10 / 235 / Forward
 Redshirt Freshman in 2022-23
 New York, N.Y.
 Suffield Academy (Connecticut)

NOTES

Was listed as a redshirt freshman in 2022-23 ... averaged 1.6 points and 2.2 rebounds per game in 45 career contests at UCLA (13 games in 2020-21 and 32 games in 2022-23) ... transferred to DePaul University in the summer of 2023.

2022-23

Played in 32 games ... averaged 1.3 points and 1.9 rebounds in 6.8 minutes per game off the bench ... shot 44.7 percent from the field (17-for-38) and finished the season with 15 blocks ... scored a career-best 10 points in the Bruins' win against UNC Asheville (March 16) in the first round of the NCAA Tournament ... was 5-for-5 from the field and had two rebounds and one block against UNC Asheville ... twice recorded a career-high seven rebounds – in the season opener against Sacramento State (Nov. 7) and versus Arizona (March 11) in the Pac-12 Tournament championship contest ... totaled a career-best four blocks and had two steals in the Bruins' season-opening win against Sacramento State (Nov. 7) ... played at least a season-high 16 minutes in two games – versus California (Feb. 18) and against Arizona (March 11).

2021-22

Did not play ... sustained a torn anterior cruciate ligament (ACL) in his right knee on Oct. 28, 2021, forcing him to miss the season.

2020-21

Played in 13 games, making one start ... averaged 2.6 points and 2.8 rebounds in 11.4 minutes per game ... shot 60 percent from the field (15-for-25) ... had three assists, two blocks and two steals ... made his collegiate debut in UCLA's game at USC

(Feb. 6, 2021), totaling eight points, five rebounds and two blocks in a season-high 28 minutes ... scored a season-high nine points and totaled six rebounds in a home victory against Arizona State (Feb. 20) ... earned his first start in the team's regular-season finale against USC (March 6) ... was a mid-year enrollee at UCLA (began with the men's basketball program at the start of the 2021 winter quarter).

HIGH SCHOOL

Was a two-year varsity basketball letterwinner at Suffield Academy (Suffield, Conn.), playing for head coach Matthew Fava ... spent the fall of 2020 as a senior at Brewster Academy (Wolfeboro, N.H.) before enrolling mid-year at UCLA ... as a junior in 2019-20, he averaged 15.0 points, 13.0 rebounds and 4.0 blocks per game before being named the 2019-20 Gatorade Boys' Basketball Player of the Year in the state of Connecticut ... excelled as a sophomore and junior at Suffield Academy and also competed for the Nike PSA Cardinals AAU program ... was the top-ranked player in the state of Connecticut during the 2019-20 school year ... was ranked as high as No. 31 in the Class of 2021 top 100 rankings by 247Sports.com ... had also been listed among the top 60 players, nationally, in his high school class by 247Sports.com, Rivals.com and ESPN.com ... was rated as the nation's No. 5 center in his high school class by 247Sports.com.

PERSONAL

Full name: Micawber Etienne ... prefers the nickname "Mac" ... was born in New Jersey and grew up in New York City (New York) ... enjoys Manhattan, in New York City, specifically the Lower East Side ... is the son of Henry Etienne and Heather Black ... undeclared major.

MAC ETIENNE'S CAREER HIGHS

| | |
|-----------|--|
| Points: | 10 vs. UNC Asheville (March 16, 2023) |
| Rebounds: | 7 (twice), last vs. Arizona (March 11, 2023) |
| Assists: | 2 vs. USC (March 6, 2021) |
| Steals: | 2 vs. Sacramento State (Nov. 7, 2022) |
| Blocks: | 4 vs. Sacramento State (Nov. 7, 2022) |
| FGM: | 5 vs. UNC Asheville (March 16, 2023) |
| FGA: | 9 vs. Sacramento State (Nov. 7, 2022) |
| 3P-FGM: | – |
| 3P-FGA: | – |
| FTM: | 3 vs. Arizona State (Feb. 20, 2021) |
| FTA: | 4 vs. Kentucky (Dec. 17, 2022) |
| Minutes: | 28 at USC (Feb. 6, 2021) |

MAC ETIENNE'S CAREER STATISTICS

| Season | Yr. | G-GS | MIN | MPG | FG-FGA | PCT | 3FG-A | PCT | FT-FTA | PCT | OR | DR | TOT | RPG | PF-DQ | A | TO | BS | S | PTS | PPG |
|---------------|-----|-------------|------------|------------|--------------|-------------|------------|-------------|--------------|-------------|-----------|-----------|-----------|------------|-------------|-----------|-----------|-----------|----------|-----------|------------|
| 2020-21 | FR | 13-1 | 148 | 11.4 | 15-25 | .600 | 0-0 | .000 | 4-12 | .333 | 12 | 25 | 37 | 2.8 | 13-0 | 3 | 8 | 2 | 2 | 34 | 2.6 |
| 2021-22 | – | 0-0 | 0 | – | 0-0 | – | 0-0 | – | 0-0 | – | 0 | 0 | 0 | – | 0-0 | 0 | 0 | 0 | 0 | 0 | – |
| 2022-23 | SO | 32-0 | 218 | 6.8 | 17-38 | .447 | 0-0 | .000 | 6-16 | .375 | 26 | 36 | 62 | 1.9 | 41-1 | 7 | 4 | 15 | 6 | 40 | 1.3 |
| CAREER | | 45-1 | 366 | 8.1 | 32-63 | .508 | 0-0 | .000 | 10-28 | .357 | 38 | 61 | 99 | 2.2 | 54-1 | 10 | 12 | 17 | 8 | 74 | 1.6 |

MAC ETIENNE'S 2022-23 GAME-BY-GAME STATISTICS


| DATE | OPP | G-GS | MIN | FG-FGA | PCT | 3FG-A | PCT | FT-FTA | PCT | OR | DR | TOT | PF-DQ | A | TO | BS | S | PTS |
|-------|------------------|------|-------|--------|------|-------|------|--------|-------|----|----|-----|-------|---|----|----|---|-----|
| 11-07 | Sacramento State | 1-0 | 14:36 | 1-9 | .111 | 0-0 | .000 | 0-0 | .000 | 4 | 3 | 7 | 3-0 | 0 | 0 | 4 | 2 | 2 |
| 11-11 | Long Beach State | 1-0 | 2:20 | 0-1 | .000 | 0-0 | .000 | 2-2 | 1.000 | 1 | 0 | 1 | 2-0 | 1 | 0 | 0 | 0 | 2 |
| 11-14 | Norfolk State | 1-0 | 3:46 | 0-0 | .000 | 0-0 | .000 | 0-0 | .000 | 0 | 1 | 1 | 0-0 | 0 | 0 | 1 | 0 | 0 |
| 11-18 | vs. Illinois | – | DNP | – | – | – | – | – | – | – | – | – | – | – | – | – | – | – |
| 11-20 | vs. Baylor | 1-0 | 11:05 | 0-0 | .000 | 0-0 | .000 | 1-2 | .500 | 1 | 0 | 1 | 2-0 | 0 | 1 | 0 | 1 | 1 |
| 11-23 | Pepperdine | 1-0 | 7:00 | 2-3 | .667 | 0-0 | .000 | 0-0 | .000 | 2 | 1 | 3 | 2-0 | 0 | 1 | 0 | 0 | 4 |
| 11-27 | Bellarmine | – | DNP | – | – | – | – | – | – | – | – | – | – | – | – | – | – | – |

STUDENT-ATHLETES NOT RETURNING

| DATE | OPP | G-GS | MIN | FG-FGA | PCT | 3FG-A | PCT | FT-FTA | PCT | OR | DR | TOT | PF-DQ | A | TO | BS | S | PTS |
|---------------|---------------------|-------------|---------------|--------------|-------------|------------|-------------|-------------|-------------|-----------|-----------|-----------|-------------|----------|----------|-----------|----------|-----------|
| 12-01 | at Stanford | 1-0 | 6:04 | 0-0 | .000 | 0-0 | .000 | 0-0 | .000 | 0 | 3 | 3 | 2-0 | 0 | 1 | 0 | 0 | 0 |
| 12-04 | Oregon | 1-0 | 2:47 | 0-0 | .000 | 0-0 | .000 | 0-0 | .000 | 2 | 0 | 2 | 0-0 | 0 | 0 | 0 | 0 | 0 |
| 12-10 | Denver | 1-0 | 7:52 | 0-2 | .000 | 0-0 | .000 | 0-0 | .000 | 0 | 0 | 0 | 1-0 | 1 | 0 | 0 | 0 | 0 |
| 12-14 | at Maryland | 1-0 | 5:02 | 1-2 | .500 | 0-0 | .000 | 0-0 | .000 | 0 | 0 | 0 | 0-0 | 0 | 0 | 0 | 0 | 2 |
| 12-17 | vs. Kentucky | 1-0 | 13:09 | 0-0 | .000 | 0-0 | .000 | 1-4 | .250 | 1 | 4 | 5 | 1-0 | 1 | 0 | 1 | 0 | 1 |
| 12-21 | UC Davis | - | DNP | - | - | - | - | - | - | - | - | - | - | - | - | - | - | - |
| 12-30 | at Washington State | 1-0 | 2:02 | 0-2 | .000 | 0-0 | .000 | 0-0 | .000 | 0 | 0 | 0 | 0-0 | 0 | 0 | 0 | 0 | 0 |
| 01-01 | at Washington | 1-0 | 3:59 | 2-2 | 1.000 | 0-0 | .000 | 0-0 | .000 | 0 | 2 | 2 | 1-0 | 0 | 0 | 0 | 0 | 4 |
| 01-05 | USC | - | DNP | - | - | - | - | - | - | - | - | - | - | - | - | - | - | - |
| 01-12 | Utah | 1-0 | 2:14 | 0-0 | .000 | 0-0 | .000 | 0-0 | .000 | 0 | 0 | 0 | 0-0 | 0 | 0 | 1 | 0 | 0 |
| 01-14 | Colorado | 1-0 | 4:04 | 0-0 | .000 | 0-0 | .000 | 0-0 | .000 | 0 | 0 | 0 | 0-0 | 0 | 0 | 2 | 0 | 0 |
| 01-19 | at Arizona State | 1-0 | 0:08 | 0-0 | .000 | 0-0 | .000 | 0-0 | .000 | 0 | 0 | 0 | 1-0 | 0 | 0 | 0 | 0 | 0 |
| 01-21 | at Arizona | 1-0 | 2:56 | 0-0 | .000 | 0-0 | .000 | 0-0 | .000 | 1 | 1 | 2 | 1-0 | 0 | 0 | 0 | 0 | 0 |
| 01-26 | at USC | 1-0 | 3:37 | 0-0 | .000 | 0-0 | .000 | 0-0 | .000 | 0 | 0 | 0 | 0-0 | 0 | 0 | 0 | 0 | 0 |
| 02-02 | Washington | - | DNP | - | - | - | - | - | - | - | - | - | - | - | - | - | - | - |
| 02-04 | Washington State | 1-0 | 2:35 | 1-1 | 1.000 | 0-0 | .000 | 1-2 | .500 | 1 | 1 | 2 | 0-0 | 0 | 0 | 0 | 0 | 3 |
| 02-09 | at Oregon State | 1-0 | 3:01 | 0-0 | .000 | 0-0 | .000 | 0-0 | .000 | 0 | 0 | 0 | 0-0 | 1 | 0 | 0 | 0 | 0 |
| 02-11 | at Oregon | 1-0 | 14:10 | 0-0 | .000 | 0-0 | .000 | 0-0 | .000 | 2 | 2 | 4 | 1-0 | 0 | 0 | 0 | 0 | 0 |
| 02-16 | Stanford | 1-0 | 4:11 | 0-0 | .000 | 0-0 | .000 | 0-2 | .000 | 1 | 0 | 1 | 1-0 | 0 | 1 | 1 | 0 | 0 |
| 02-18 | California | 1-0 | 16:41 | 0-2 | .000 | 0-0 | .000 | 0-0 | .000 | 2 | 4 | 6 | 4-0 | 1 | 0 | 0 | 0 | 0 |
| 02-23 | at Utah | 1-0 | 5:39 | 1-1 | 1.000 | 0-0 | .000 | 0-0 | .000 | 1 | 0 | 1 | 2-0 | 0 | 0 | 0 | 0 | 2 |
| 02-26 | at Colorado | 1-0 | 5:35 | 0-1 | .000 | 0-0 | .000 | 0-0 | .000 | 0 | 2 | 2 | 0-0 | 0 | 0 | 1 | 0 | 0 |
| 03-02 | Arizona State | 1-0 | 5:32 | 1-3 | .333 | 0-0 | .000 | 0-0 | .000 | 1 | 1 | 2 | 1-0 | 0 | 0 | 0 | 0 | 2 |
| 03-04 | Arizona | 1-0 | 11:13 | 1-1 | 1.000 | 0-0 | .000 | 0-0 | .000 | 1 | 5 | 6 | 3-0 | 1 | 0 | 0 | 1 | 2 |
| 03-09 | vs. Colorado | 1-0 | 6:31 | 1-1 | 1.000 | 0-0 | .000 | 0-0 | .000 | 0 | 0 | 0 | 2-0 | 0 | 0 | 0 | 1 | 2 |
| 03-10 | vs. Oregon | 1-0 | 14:01 | 0-1 | .000 | 0-0 | .000 | 0-0 | .000 | 1 | 1 | 2 | 2-0 | 0 | 0 | 1 | 1 | 0 |
| 03-11 | vs. Arizona | 1-0 | 16:04 | 1-1 | 1.000 | 0-0 | .000 | 0-2 | .000 | 2 | 5 | 7 | 5-1 | 0 | 0 | 2 | 0 | 2 |
| 03-16 | vs. UNC Asheville | 1-0 | 13:09 | 5-5 | 1.000 | 0-0 | .000 | 0-0 | .000 | 2 | 0 | 2 | 3-0 | 0 | 0 | 1 | 0 | 10 |
| 03-18 | vs. Northwestern | 1-0 | 2:26 | 0-0 | .000 | 0-0 | .000 | 0-0 | .000 | 0 | 0 | 0 | 0-0 | 0 | 0 | 0 | 0 | 0 |
| 03-23 | vs. Gonzaga | 1-0 | 4:31 | 0-0 | .000 | 0-0 | .000 | 1-2 | .500 | 0 | 0 | 0 | 1-0 | 1 | 0 | 0 | 0 | 1 |
| TOTALS | | 32-0 | 218:01 | 17-38 | .447 | 0-0 | .000 | 6-16 | .375 | 26 | 36 | 62 | 41-1 | 7 | 4 | 15 | 6 | 40 |

MAC ETIENNE'S 2020-21 GAME-BY-GAME STATISTICS

| DATE | OPP | G-GS | MIN | FG-FGA | PCT | 3FG-A | PCT | FT-FTA | PCT | OR | DR | TOT | PF-DQ | A | TO | BS | S | PTS |
|---------------|-----------------------|-------------|---------------|--------------|-------------|------------|-------------|-------------|-------------|-----------|-----------|-----------|-------------|----------|----------|----------|----------|-----------|
| 11-25 | at San Diego State | - | - | - | - | - | - | - | - | - | - | - | - | - | - | - | - | - |
| 11-27 | vs. Pepperdine | - | - | - | - | - | - | - | - | - | - | - | - | - | - | - | - | - |
| 12-03 | Seattle | - | - | - | - | - | - | - | - | - | - | - | - | - | - | - | - | - |
| 12-06 | California | - | - | - | - | - | - | - | - | - | - | - | - | - | - | - | - | - |
| 12-09 | San Diego | - | - | - | - | - | - | - | - | - | - | - | - | - | - | - | - | - |
| 12-11 | Marquette | - | - | - | - | - | - | - | - | - | - | - | - | - | - | - | - | - |
| 12-19 | vs. Ohio State | - | - | - | - | - | - | - | - | - | - | - | - | - | - | - | - | - |
| 12-31 | Utah | - | DNP | - | - | - | - | - | - | - | - | - | - | - | - | - | - | - |
| 01-02 | Colorado | - | DNP | - | - | - | - | - | - | - | - | - | - | - | - | - | - | - |
| 01-07 | at Arizona State | - | DNP | - | - | - | - | - | - | - | - | - | - | - | - | - | - | - |
| 01-09 | at Arizona | - | DNP | - | - | - | - | - | - | - | - | - | - | - | - | - | - | - |
| 01-14 | Washington State | - | DNP | - | - | - | - | - | - | - | - | - | - | - | - | - | - | - |
| 01-16 | Washington | - | DNP | - | - | - | - | - | - | - | - | - | - | - | - | - | - | - |
| 01-21 | at California | - | DNP | - | - | - | - | - | - | - | - | - | - | - | - | - | - | - |
| 01-23 | at Stanford | - | DNP | - | - | - | - | - | - | - | - | - | - | - | - | - | - | - |
| 01-30 | Oregon State | - | DNP | - | - | - | - | - | - | - | - | - | - | - | - | - | - | - |
| 02-06 | at USC | 1-0 | 27:52 | 4-5 | .800 | 0-0 | .000 | 0-2 | .000 | 1 | 4 | 5 | 1-0 | 0 | 4 | 2 | 1 | 8 |
| 02-11 | at Washington State | 1-0 | 14:19 | 0-1 | .000 | 0-0 | .000 | 0-2 | .000 | 2 | 3 | 5 | 1-0 | 0 | 0 | 0 | 0 | 0 |
| 02-13 | at Washington | 1-0 | 11:30 | 1-1 | 1.000 | 0-0 | .000 | 0-3 | .000 | 0 | 2 | 2 | 0-0 | 0 | 0 | 0 | 0 | 2 |
| 02-18 | Arizona | 1-0 | 9:23 | 1-1 | 1.000 | 0-0 | .000 | 0-0 | .000 | 2 | 0 | 2 | 0-0 | 0 | 1 | 0 | 0 | 2 |
| 02-20 | Arizona State | 1-0 | 13:33 | 3-3 | 1.000 | 0-0 | .000 | 3-3 | 1.000 | 2 | 4 | 6 | 0-0 | 0 | 1 | 0 | 0 | 9 |
| 02-25 | at Utah | 1-0 | 10:09 | 0-3 | .000 | 0-0 | .000 | 0-0 | .000 | 2 | 2 | 4 | 0-0 | 1 | 0 | 0 | 1 | 0 |
| 02-27 | at Colorado | 1-0 | 5:20 | 0-0 | .000 | 0-0 | .000 | 0-0 | .000 | 0 | 2 | 2 | 2-0 | 0 | 0 | 0 | 0 | 0 |
| 03-03 | at Oregon | 1-0 | 7:37 | 2-2 | 1.000 | 0-0 | .000 | 0-0 | .000 | 0 | 1 | 1 | 1-0 | 0 | 1 | 0 | 0 | 4 |
| 03-06 | USC | 1-1 | 20:19 | 2-2 | 1.000 | 0-0 | .000 | 1-2 | .500 | 0 | 3 | 3 | 3-0 | 2 | 1 | 0 | 0 | 5 |
| 03-11 | vs. Oregon State | 1-0 | 14:55 | 2-3 | .667 | 0-0 | .000 | 0-0 | .000 | 1 | 3 | 4 | 2-0 | 0 | 0 | 0 | 0 | 4 |
| 03-18 | vs. Michigan State | 1-0 | 6:38 | 0-3 | .000 | 0-0 | .000 | 0-0 | .000 | 2 | 0 | 2 | 0-0 | 0 | 0 | 0 | 0 | 0 |
| 03-20 | vs. BYU | 1-0 | 4:38 | 0-1 | .000 | 0-0 | .000 | 0-0 | .000 | 0 | 1 | 1 | 2-0 | 0 | 0 | 0 | 0 | 0 |
| 03-22 | vs. Abilene Christian | - | DNP | - | - | - | - | - | - | - | - | - | - | - | - | - | - | - |
| 03-28 | vs. Alabama | - | DNP | - | - | - | - | - | - | - | - | - | - | - | - | - | - | - |
| 03-30 | vs. Michigan | 1-0 | 1:43 | 0-0 | .000 | 0-0 | .000 | 0-0 | .000 | 0 | 0 | 0 | 1-0 | 0 | 0 | 0 | 0 | 0 |
| 04-03 | vs. Gonzaga | - | DNP | - | - | - | - | - | - | - | - | - | - | - | - | - | - | - |
| TOTALS | | 13-1 | 147:56 | 15-25 | .600 | 0-0 | .000 | 4-12 | .333 | 12 | 25 | 37 | 13-0 | 3 | 8 | 2 | 2 | 34 |



JAIME JAQUEZ JR.

6-7 / 225 / Guard, Forward
Senior in 2022-23
Camarillo, Calif.
Camarillo High School

CAREER

Jaime Jaquez Jr. played in 134 games through four seasons (126 starts) ... averaged 13.4 points, 6.3 rebounds and 2.0 assists in 31.5 minutes per game ... was selected No. 18 overall in the first round of the 2023 NBA Draft by the Miami Heat ... concluded his college career ranking No. 8 on UCLA's career scoring list (1,802 points) and No. 11 on the Bruins' career rebounding list (842 rebounds) ... he is one of nine players in UCLA history to rank among the men's basketball program's 15 all-time leaders in both scoring and rebounding ... also finished his career in the No. 8 slot on UCLA's career steals list (178 steals) ... through four seasons, scored in double figures in 94 games ... totaled at least 10 rebounds in 25 career contests ... finished with at least 20 points in 23 career games ... recorded 19 career double-doubles – 10 as a senior, six as a junior, one as a sophomore and two as a freshman ... totaled at least one steal in 101 of 134 games played ... became UCLA's first player since Ed O'Bannon (1993, 1994 and 1995) to lead the Bruins in total rebounds in three consecutive seasons (2021, 2022 and 2023) ... ranks No. 9 on UCLA's all-time minutes played list (1229 minutes) and No. 9 on the Bruins' career games played list (134) ... also ranks No. 9 in school history for most steals per game (1.33 steals, 134 games) ... ranks No. 8 in UCLA history for most career NCAA Tournament points scored (200, in 12 contests, 16.7 ppg) ... ranks No. 8 in UCLA history for most career NCAA Tournament minutes played (450 minutes in 12 games).

2022-23

Started all 37 games ... averaged a team-leading 17.8 points and a team-best 8.2 rebounds per game ... also registered 2.4 assists and 1.5 steals per contest ... was named the Lute Olson National Player of the Year (by *Collegelinsider.com*) ... was a consensus second-team All-America selection (*Sporting News*, AP, USBWA and the NABC) ... was honored as the 2023 Pac-12 Player of the Year, UCLA's first such selection in the Pac-12 since Kevin Love in 2008 ... earned first-team All-Pac-12 honors along with teammate Tyger Campbell ... was named a first-team NABC All-District selection ... named the USBWA District IX Player of the Year and one of 10 student-athletes named to the USBWA All-District IX team ... was one of 10 semifinalists for the 2023 Naismith Trophy ... earned Wooden Award All-America honors (one of 10 student-athletes) ... was among five finalists for the Julius Erving Small Forward of the Year Award (for the second straight season) ... earned NCAA Tournament All-West Region honors and was one of three UCLA players (along with Amari Bailey and Tyger Campbell) named to the All-Pac-12 Tournament Team ... averaged 23.3 points and 9.0 rebounds in the Bruins' three NCAA Tournament Games ... shot 53.4 percent from the field (31-for-58) in the NCAA Tournament ... scored in double figures in 34 of 37 contests ... recorded at least 20 points in 14 contests ... totaled a season-high 29 points in the Bruins' loss to Gonzaga in the NCAA Tournament (March 23) ... tallied a team-leading 10 double-doubles ... registered at least 10 rebounds in 12 contests ... had a career-high 15 rebounds in a home victory against Washington State (Feb. 4) – finished that game with 24 points, 15 rebounds and two assists ... scored in double figures in UCLA's final 13 games, averaging 21.2 points and 8.8 rebounds in those contests ... was recognized as the Pac-12 Player of the Week three times (Dec. 19, Feb. 13, and March 6) ... had 23 points, 13 rebounds, a career-high five blocks and four steals in a comeback victory at home against Colorado (Jan. 14) ... was a perfect 10-for-10 at the free throw line in a last-minute win at Washington State (Dec. 30) – had 20 points and eight rebounds in the win at Washington State ... played at least 30 minutes in 25 of the Bruins' 37 games ... finished the season with 261 field goals made and 543 field goals attempts (48.1%) ... ranks No. 8 on UCLA's single-season field goals made list (261) and ranks No. 2 on UCLA's single-season field goal attempts list (543).

2021-22

Played in 34 games, making 34 starts ... averaged 13.9 points and a team-leading 5.7 rebounds per game ... also averaged 2.3 assists and 1.1 steals per game ... earned first-team All-Pac-12 Conference honors, along with teammates Tyger Campbell and

Johnny Juzang ... was honored as one of five players on the Pac-12 All-Defensive Team for the second consecutive season ... was selected a second-team NABC All-District 19 honoree ... was one of five players named as a finalist for the Julius Erving Small Forward of the Year Award ... was named to the Pac-12 All-Tournament Team, having averaged 20.0 points, 8.0 rebounds and 2.3 assists in three games at T-Mobile Arena in Las Vegas ... led the team in rebounding (194 rebounds, 5.7 rpg) and steals (39) ... finished second on the team in assists (79) and third in overall field goal percentage (47.2%) ... scored in double figures in 25 of 34 games played ... recorded at least 20 points in seven contests ... tallied six double-doubles ... totaled at least 10 rebounds in six contests, including a career-high 13 rebounds in an overtime win against Villanova in the team's second game of the season (Nov. 12) ... scored a career-high 30 points and had nine rebounds in a road victory at Washington (Feb. 28) ... ranked No. 9 in the Pac-12 in scoring (13.9), No. 11 in steals (1.15 spg), and No. 15 in rebounding (5.7 rpg) ... scored in double figures in the Bruins' final 11 games, averaging 17.9 points and 6.8 rebounds per contest ... was named the Pac-12 Player of the Week (for the week of Feb. 28-March 6), having averaged 28.5 points, 7.5 rebounds and 2.5 assists in a pair of wins against Washington (Feb. 28) and USC (March 5) ... crossed the 1,000 career point threshold in UCLA's win at Washington (Feb. 28), becoming the 59th player in school history to have scored at least 1,000 point in a Bruins uniform ... did not play in a home game against Oregon State (Jan. 15), due to a left ankle injury ... exited UCLA's wins against Stanford (Jan. 29) and Saint Mary's (March 19) with a right ankle sprain ... played at least 30 minutes in 22 contests.

2020-21

Started all 32 games ... averaged 12.3 points and 6.1 rebounds per game ... also averaged 1.3 assists and 1.2 steals per game ... secured second-team All-Pac-12 Conference honors ... led the team in rebounding (195 rebounds, 6.1 rpg), steals (39), tied for the team lead in blocked shots (22, with Cody Riley) and was second in assists (54) ... ranked No. 9 in the Pac-12 in rebounding (6.1 rpg) ... led the team and ranked third in the Pac-12 in minutes per game (34.9) ... scored in double figures in 21 games ... recorded at least 10 rebounds in three games, including a season-high 11 rebounds against Pepperdine in the Bruins' triple-overtime win at San Diego State (Nov. 27) ... had 16 points, 11 rebounds and five assists in the game against Pepperdine (played a career-high 55 minutes) ... had one double-double as a sophomore (versus Pepperdine) ... scored a season-best 27 points in the Bruins' NCAA Tournament First Four overtime win against Michigan State (March 18) at Purdue's Mackey Arena ... made 11 shots (on 20 attempts) against Michigan State ... tied the game, 77-77, with 28 seconds to left against Michigan State ... also scored 25 points in the Bruins' home victory against Arizona (Feb. 18) ... connected on 10 of 12 shots and grabbed five rebounds against Arizona ... finished with at least 20 points in two games (versus Michigan State and Arizona) ... in the Bruins' six NCAA Tournament games, averaged 15.0 points, 6.3 rebounds and 3.0 assists per game ... shot 47.8 percent from the field and 45.0 percent from 3-point range (9-for-20) in UCLA's six NCAA Tournament games ... was named to the five-man East Regional All-NCAA Tournament Team (along with Johnny Juzang and Tyger Campbell) ... scored 17 points and had eight rebounds in the team's Sweet 16 overtime win against Alabama (March 28), never once subbing out of the game (played all 45 minutes) ... played at least 30 minutes in 23 games during his sophomore season.

2019-20

Played in all 31 games, making 23 starts ... averaged 8.9 points, 4.8 rebounds and 1.4 assists per game ... named an honorable mention Pac-12 All-Freshman Team selection (five players selected to the All-Freshman Team, and there was one honorable mention) ... shot 45.4 percent from the field ... finished his freshman season as the team's third-leading scorer (8.9 ppg) and third-leading rebounder (4.8 rpg) ... scored in double figures 14 games ... led the team in steals (43), ranked third in assists (42) and was fourth in blocked shots (12) ... was named the Pac-12 Freshman of the Week (the week of Jan. 27-Feb. 2) after averaging 15.5 points and 5.5 rebounds in home victories over Colorado and Utah ... scored a season-high 18 points in two games – versus San Jose State (Dec. 1) and against Utah (Feb. 2) ... registered two double-doubles ... totaled at least 10 rebounds in four games, including a season-high 12 rebounds against Chaminade (Nov. 26) at the Maui Jim Maui Invitational ... registered a season-high five assists at Oregon (Jan. 26) ... shot 76.1 percent from the free throw line (54 for 71), but elevated that percentage in Pac-12 play ... shot a team-leading 84.6 percent at the free throw line in 18 Pac-12 games (44 for 52) ... the 84.6 free throw percentage in conference action ranked No. 8 among Pac-12 players ... ranked fourth on the team in free throw percentage (76.1), as one of six UCLA players to have shot at least 70.0 percent or better at the line ... scored 10 points through UCLA's first six games (in 65 minutes, averaging 10.8 minutes per game) before registering a double-double (17 points, 12 rebounds) in 30 minutes off the bench against Chaminade (Nov. 26) ... after the game versus Chaminade, started in 23 of the team's final 24 games ... averaged

STUDENT-ATHLETES NOT RETURNING

31.8 minutes per game in the Bruins' last 25 contests ... scored a season-high eight field goals in the win over Chaminade, going 8-for-11 from the field with 12 rebounds and three steals ... logged his second double-double in a loss to North Carolina (Dec. 21) in Las Vegas, totaling 14 points, 10 rebounds and three steals ... was 8-for-8 at the free throw line in a home victory over Utah (Feb. 2) ... hit the game-winning 3-point shot against Arizona State (Feb. 27) in Pauley Pavilion with just 0.6 seconds to play, giving the Bruins a 75-72 lead ... made a key 3-pointer with 58 seconds left in regulation at No. 18 Colorado (Feb. 22), putting the Bruins ahead, 66-60 ... with the game tied, 61-61, he made a pair of free throws with 32 seconds left in UCLA's 66-64 win at Washington in the Pac-12 opener (Jan. 2) ... played at least 30 minutes in 14 games.

HIGH SCHOOL

Was a four-year varsity basketball letterwinner at Camarillo High School under head coach Michaelore Smith ... also was a two-year varsity baseball letterwinner under head coach John Gonzalez (competed as a right-handed pitcher and first baseman) ... as a basketball player, earned first-team All-CIF Southern Section honors all four seasons (Division 1A as a freshman and Division 2AA his final three seasons) ... was nationally ranked as the No. 81 player in his high school class by Rivals.com ... was also ranked No. 82 by 247Sports.com and No. 92 by ESPN.com ... was listed as the No. 8 prospect in California in his high school class by ESPN.com ... averaged 31.7 points per game, 12.7 rebounds, 3.7 assists and 2.1 steals per game as a senior ... scored a game-high 54 points during his senior season (Jan. 18, 2019) in an 84-52 win over Royal High School in a Coastal Canyon League game (also had 17 rebounds, four assists and three steals in that contest) ... finished his four-year career with 2,653 points, which ranks among the top 25 on the all-time state list (according to Cal-Hi Sports state records) ... finished his senior season with 916 points, which is the second-highest point total in Ventura County history behind 1,008 points scored by former UCLA standout Don MacLean (Simi Valley High School in 1988) ... made a career-high 62 3-pointers ... named the CIF Southern Section Division 2AA Player of the Year (Cal-Hi Sports) in 2019 ... was a second-team All-USA California Boys Basketball Team selection in 2019 ... led Camarillo to a 25-4 record during his senior season, helping the team win the Coastal Canyon League title and earn the top seed in the CIF Southern Section Division 2AA playoffs ... as a junior (2017-18), averaged 31.0 points, 12.8 rebounds and 2.8 assists per game ... established his school's single-season scoring record (838 points) before eclipsing that mark as a senior ... registered a season-high 50 points against Plano Prestonwood Christian (Texas) at the Tarkanian Classic in Las Vegas in Dec. 2017 ... had a season-high 25 rebounds in a game against Leuzinger in Dec. 2017 ... was named to the Los Angeles Times All-Area Team following his junior season and captured all-county honors from the Ventura County Star ... was a third-team All-California State selection by MaxPreps.com following his junior year ... as a sophomore, averaged 24.1 points, 10.9

rebounds and 2.2 assists in 17 games ... missed a portion of his sophomore season rehabilitating from a left ankle injury ... secured 2017 Academic All-Coastal Canyon League honors and was selected as a first-team All-Academic honoree by the Ventura County Basketball Coaches Association (as both a freshman and sophomore) ... was selected as a second-team All-Ventura County honoree as a sophomore ... averaged 15.3 points, 10.0 rebounds and 2.3 assists in 32 games (32 starts) as a freshman in 2015-16 ... helped lead his high school team to a 25-7 record and the CIF Southern Section semifinals as a freshman.

INTERNATIONAL BASKETBALL

Competed for the Mexican National Team in the summer of 2019 at the Pan American Games in Lima, Peru ... trained with the Mexican National Team in July, prior to the Pan American Games in Peru (from July 26-Aug. 11) ... was announced as a participant for the 2017 USA Men's Junior National Team October Minicamp (announcement occurred in August of 2017) ... was a 2017 USA Basketball Men's U16 National Team training camp participant ... participated in the 2016 USA Basketball Junior National Team October minicamp.

PERSONAL

Full name: Jaime Jaquez Jr. ... name is pronounced HY-may HAH-kez ... is the oldest of Jaime and Angela Jaquez's three children ... has one younger sister (Gabriela) and one younger brother (Marcos) ... both of his parents played basketball at Concordia University (Irvine, Calif.) ... history major.

JAIME JAQUEZ JR.'S CAREER HIGHS

Points: 30 at Washington (Feb. 28, 2022)
 Rebounds: 15 vs. Washington (Feb. 4, 2023)
 Assists: 6 (twice), last vs. Utah (Jan. 12, 2023)
 Steals: 5 vs. UNC Asheville (March 16, 2023)
 Blocks: 5 vs. Colorado (Jan. 14, 2023)
 FGM: 13 vs. Bellarmine (Nov. 27, 2022)
 FGA: 25 vs. Gonzaga (March 23, 2023)
 3P-FGM: 3 (7 times), last vs. Washington State (Feb. 4, 2023)
 3P-FGA: 7 (twice), last at Stanford (Jan. 23, 2021)
 FTM: 10 (twice), last at Washington State (Dec. 30, 2022)
 FTA: 13 at Arizona State (Feb. 5, 2022)
 Minutes: 55 vs. Pepperdine (Nov. 27, 2020)

JAIME JAQUEZ JR.'S CAREER STATISTICS

| Season | Yr. | G-GS | MIN | MPG | FG-FGA | PCT | 3FG-A | PCT | FT-FTA | PCT | OR | DR | TOT | RPG | PF-DQ | A | TO | BS | S | PTS | PPG |
|---------------|-----|----------------|-------------|-------------|-----------------|-------------|----------------|-------------|----------------|-------------|------------|------------|------------|------------|--------------|------------|------------|-----------|------------|-------------|-------------|
| 2019-20 | FR | 31-23 | 828 | 26.7 | 98-216 | .454 | 25-80 | .313 | 54-71 | .761 | 49 | 100 | 149 | 4.8 | 76-1 | 42 | 46 | 12 | 43 | 275 | 8.9 |
| 2020-21 | SO | 32-32 | 1118 | 34.9 | 142-292 | .486 | 37-94 | .394 | 74-113 | .655 | 62 | 133 | 195 | 6.1 | 73-2 | 54 | 40 | 22 | 39 | 395 | 12.3 |
| 2021-22 | JR | 34-34 | 1037 | 30.5 | 175-371 | .472 | 21-76 | .276 | 102-134 | .761 | 59 | 135 | 194 | 5.7 | 53-1 | 79 | 47 | 11 | 39 | 473 | 13.9 |
| 2022-23 | SR | 37-37 | 1229 | 33.2 | 261-543 | .481 | 33-104 | .317 | 104-135 | .770 | 95 | 209 | 304 | 8.2 | 69-0 | 87 | 67 | 22 | 57 | 659 | 17.8 |
| CAREER | | 134-126 | 4215 | 31.5 | 676-1422 | .475 | 116-354 | .328 | 334-453 | .737 | 265 | 577 | 842 | 6.3 | 271-4 | 262 | 200 | 67 | 178 | 1802 | 13.4 |

JAIME JAQUEZ JR.'S 2022-23 GAME-BY-GAME STATISTICS

| DATE | OPP | G-GS | MIN | FG-FGA | PCT | 3FG-A | PCT | FT-FTA | PCT | OR | DR | TOT | PF-DQ | A | TO | BS | S | PTS |
|-------|---------------------|------|-------|--------|------|-------|-------|--------|-------|----|----|-----|-------|---|----|----|---|-----|
| 11-07 | Sacramento State | 1-1 | 31:52 | 7-9 | .778 | 0-0 | .000 | 0-0 | .000 | 0 | 7 | 7 | 1-0 | 2 | 3 | 0 | 0 | 14 |
| 11-11 | Long Beach State | 1-1 | 29:30 | 4-14 | .286 | 2-4 | .500 | 2-4 | .500 | 3 | 5 | 8 | 3-0 | 2 | 3 | 2 | 1 | 12 |
| 11-14 | Norfolk State | 1-1 | 29:31 | 5-9 | .556 | 1-3 | .333 | 1-2 | .500 | 0 | 2 | 2 | 1-0 | 4 | 2 | 0 | 1 | 12 |
| 11-18 | vs. Illinois | 1-1 | 38:49 | 8-22 | .364 | 1-4 | .250 | 3-5 | .600 | 5 | 3 | 8 | 4-0 | 5 | 3 | 0 | 3 | 20 |
| 11-20 | vs. Baylor | 1-1 | 25:41 | 5-11 | .455 | 0-1 | .000 | 5-5 | 1.000 | 0 | 2 | 2 | 3-0 | 3 | 1 | 1 | 0 | 15 |
| 11-23 | Pepperdine | 1-1 | 27:54 | 7-10 | .700 | 1-1 | 1.000 | 2-3 | .667 | 4 | 4 | 8 | 1-0 | 2 | 0 | 0 | 1 | 17 |
| 11-27 | Bellarmine | 1-1 | 36:07 | 13-17 | .765 | 0-3 | .000 | 1-1 | 1.000 | 0 | 7 | 7 | 2-0 | 0 | 1 | 1 | 4 | 27 |
| 12-01 | at Stanford | 1-1 | 37:09 | 12-17 | .706 | 0-2 | .000 | 3-3 | 1.000 | 2 | 2 | 4 | 1-0 | 1 | 1 | 1 | 3 | 27 |
| 12-04 | Oregon | 1-1 | 22:59 | 4-8 | .500 | 0-0 | .000 | 4-4 | 1.000 | 2 | 3 | 5 | 2-0 | 3 | 0 | 0 | 2 | 12 |
| 12-10 | Denver | 1-1 | 25:37 | 9-11 | .818 | 0-1 | .000 | 0-0 | .000 | 1 | 1 | 2 | 1-0 | 1 | 1 | 2 | 1 | 18 |
| 12-14 | at Maryland | 1-1 | 29:34 | 6-14 | .429 | 0-1 | .000 | 2-2 | 1.000 | 1 | 6 | 7 | 1-0 | 0 | 2 | 0 | 4 | 14 |
| 12-17 | vs. Kentucky | 1-1 | 36:48 | 9-19 | .474 | 0-2 | .000 | 1-2 | .500 | 4 | 8 | 12 | 3-0 | 4 | 4 | 1 | 4 | 19 |
| 12-21 | UC Davis | 1-1 | 24:45 | 6-10 | .600 | 0-0 | .000 | 2-3 | .667 | 3 | 5 | 8 | 3-0 | 3 | 3 | 0 | 0 | 14 |
| 12-30 | at Washington State | 1-1 | 35:57 | 5-14 | .357 | 0-1 | .000 | 10-10 | 1.000 | 4 | 4 | 8 | 2-0 | 0 | 3 | 1 | 1 | 20 |
| 01-01 | at Washington | 1-1 | 32:33 | 7-15 | .467 | 3-5 | .600 | 0-0 | .000 | 2 | 5 | 7 | 1-0 | 5 | 2 | 1 | 1 | 17 |
| 01-05 | USC | 1-1 | 38:15 | 5-13 | .385 | 1-3 | .333 | 1-4 | .250 | 3 | 4 | 7 | 0-0 | 2 | 3 | 0 | 0 | 12 |
| 01-12 | Utah | 1-1 | 34:36 | 3-11 | .273 | 1-2 | .500 | 1-2 | .500 | 5 | 7 | 12 | 1-0 | 6 | 3 | 1 | 0 | 8 |
| 01-14 | Colorado | 1-1 | 38:25 | 11-23 | .478 | 1-2 | .500 | 0-1 | .000 | 7 | 6 | 13 | 3-0 | 2 | 3 | 5 | 4 | 23 |

STUDENT-ATHLETES NOT RETURNING

| DATE | OPP | G-GS | MIN | FG-FGA | PCT | 3FG-A | PCT | FT-FTA | PCT | OR | DR | TOT | PF-DQ | A | TO | BS | S | PTS |
|---------------|-------------------|--------------|----------------|----------------|-------------|---------------|-------------|----------------|-------------|-----------|------------|------------|-------------|-----------|-----------|-----------|-----------|------------|
| 01-19 | at Arizona State | 1-1 | 28:00 | 4-12 | .333 | 1-3 | .333 | 0-2 | .000 | 2 | 4 | 6 | 3-0 | 5 | 1 | 0 | 2 | 9 |
| 01-21 | at Arizona | 1-1 | 36:35 | 5-17 | .294 | 1-6 | .167 | 1-3 | .333 | 3 | 8 | 11 | 2-0 | 2 | 2 | 1 | 3 | 12 |
| 01-26 | at USC | 1-1 | 36:48 | 5-10 | .500 | 1-3 | .333 | 4-4 | 1.000 | 1 | 7 | 8 | 1-0 | 2 | 3 | 1 | 0 | 15 |
| 02-02 | Washington | 1-1 | 31:29 | 6-13 | .462 | 1-3 | .333 | 2-2 | 1.000 | 4 | 6 | 10 | 4-0 | 1 | 4 | 0 | 2 | 15 |
| 02-04 | Washington State | 1-1 | 32:53 | 9-17 | .529 | 3-5 | .600 | 3-4 | .750 | 5 | 10 | 15 | 1-0 | 2 | 1 | 0 | 1 | 24 |
| 02-09 | at Oregon State | 1-1 | 28:23 | 3-10 | .300 | 1-3 | .333 | 0-1 | .000 | 3 | 9 | 12 | 3-0 | 2 | 0 | 0 | 1 | 7 |
| 02-11 | at Oregon | 1-1 | 38:41 | 8-20 | .400 | 2-3 | .667 | 7-8 | .875 | 4 | 8 | 12 | 1-0 | 3 | 2 | 1 | 2 | 25 |
| 02-16 | Stanford | 1-1 | 38:32 | 8-17 | .471 | 1-5 | .200 | 9-11 | .818 | 3 | 6 | 9 | 1-0 | 3 | 1 | 0 | 0 | 26 |
| 02-18 | California | 1-1 | 25:35 | 6-11 | .545 | 2-5 | .400 | 6-7 | .857 | 2 | 6 | 8 | 2-0 | 2 | 1 | 0 | 1 | 20 |
| 02-23 | at Utah | 1-1 | 30:14 | 10-15 | .667 | 2-2 | 1.000 | 1-2 | .500 | 1 | 7 | 8 | 2-0 | 3 | 0 | 0 | 1 | 23 |
| 02-26 | at Colorado | 1-1 | 36:25 | 7-14 | .500 | 0-5 | .000 | 3-4 | .750 | 0 | 5 | 5 | 1-0 | 2 | 2 | 1 | 1 | 17 |
| 03-02 | Arizona State | 1-1 | 35:08 | 8-18 | .444 | 1-3 | .333 | 9-10 | .900 | 5 | 2 | 7 | 2-0 | 0 | 1 | 0 | 1 | 26 |
| 03-04 | Arizona | 1-1 | 37:22 | 9-18 | .500 | 0-3 | .000 | 4-4 | 1.000 | 4 | 6 | 10 | 1-0 | 3 | 2 | 0 | 2 | 22 |
| 03-09 | vs. Colorado | 1-1 | 37:47 | 5-11 | .455 | 1-3 | .333 | 5-7 | .714 | 2 | 7 | 9 | 1-0 | 2 | 4 | 0 | 1 | 16 |
| 03-10 | vs. Oregon | 1-1 | 34:21 | 6-17 | .353 | 2-6 | .333 | 4-5 | .800 | 2 | 8 | 10 | 2-0 | 0 | 1 | 0 | 0 | 18 |
| 03-11 | vs. Arizona | 1-1 | 37:59 | 5-18 | .278 | 0-3 | .000 | 3-3 | 1.000 | 2 | 8 | 10 | 3-0 | 2 | 0 | 1 | 1 | 13 |
| 03-16 | vs. UNC Asheville | 1-1 | 29:52 | 8-14 | .571 | 0-1 | .000 | 1-3 | .333 | 3 | 5 | 8 | 0-0 | 1 | 1 | 0 | 5 | 17 |
| 03-18 | vs. Northwestern | 1-1 | 38:06 | 11-19 | .579 | 2-4 | .500 | 0-0 | .000 | 0 | 8 | 8 | 2-0 | 4 | 1 | 0 | 0 | 24 |
| 03-23 | vs. Gonzaga | 1-1 | 39:01 | 12-25 | .480 | 1-3 | .333 | 4-4 | 1.000 | 3 | 8 | 11 | 4-0 | 3 | 2 | 1 | 3 | 29 |
| TOTALS | | 37-37 | 1229:13 | 261-543 | .481 | 33-104 | .317 | 104-135 | .770 | 95 | 209 | 304 | 69-0 | 87 | 67 | 22 | 57 | 659 |

JAIME JAQUEZ JR.'S 2021-22 GAME-BY-GAME STATISTICS

| DATE | OPP | G-GS | MIN | FG-FGA | PCT | 3FG-A | PCT | FT-FTA | PCT | OR | DR | TOT | PF-DQ | A | TO | BS | S | PTS |
|---------------|----------------------|--------------|----------------|----------------|-------------|--------------|-------------|----------------|-------------|-----------|------------|------------|-------------|-----------|-----------|-----------|-----------|------------|
| 11-09 | CSU Bakersfield | 1-1 | 24:47 | 6-11 | .545 | 2-3 | .667 | 0-0 | .000 | 1 | 3 | 4 | 0-0 | 3 | 1 | 2 | 1 | 14 |
| 11-12 | Villanova | 1-1 | 36:28 | 7-14 | .500 | 2-4 | .500 | 5-7 | .714 | 6 | 7 | 13 | 4-0 | 3 | 5 | 0 | 1 | 21 |
| 11-15 | Long Beach State | 1-1 | 32:50 | 8-13 | .615 | 0-2 | .000 | 1-1 | 1.000 | 1 | 4 | 5 | 1-0 | 2 | 1 | 0 | 1 | 17 |
| 11-17 | North Florida | 1-1 | 23:03 | 9-14 | .643 | 1-1 | 1.000 | 1-2 | .500 | 5 | 3 | 8 | 1-0 | 0 | 2 | 0 | 2 | 20 |
| 11-22 | vs. Bellarmine | 1-1 | 33:35 | 3-11 | .273 | 0-2 | .000 | 0-2 | .000 | 2 | 6 | 8 | 0-0 | 5 | 0 | 1 | 4 | 6 |
| 11-23 | vs. Gonzaga | 1-1 | 35:48 | 7-22 | .318 | 1-4 | .250 | 4-5 | .800 | 1 | 5 | 6 | 4-0 | 2 | 1 | 0 | 1 | 19 |
| 11-27 | at UNLV | 1-1 | 31:49 | 3-7 | .429 | 0-1 | .000 | 6-7 | .857 | 0 | 3 | 3 | 1-0 | 5 | 2 | 0 | 0 | 12 |
| 12-01 | Colorado | 1-1 | 7:14 | 0-0 | .000 | 0-0 | .000 | 0-0 | .000 | 0 | 0 | 0 | 0-0 | 0 | 0 | 0 | 0 | 0 |
| 12-11 | at Marquette | 1-1 | 34:53 | 7-16 | .438 | 3-5 | .600 | 7-12 | .583 | 4 | 8 | 12 | 3-0 | 2 | 2 | 1 | 1 | 24 |
| 01-06 | Long Beach State | 1-1 | 15:13 | 3-5 | .600 | 0-1 | .000 | 2-2 | 1.000 | 0 | 3 | 3 | 0-0 | 0 | 1 | 0 | 0 | 8 |
| 01-08 | at California | 1-1 | 31:46 | 6-9 | .667 | 0-2 | .000 | 2-2 | 1.000 | 1 | 0 | 1 | 0-0 | 0 | 2 | 0 | 1 | 14 |
| 01-13 | Oregon | 1-1 | 32:43 | 2-6 | .333 | 0-1 | .000 | 0-2 | .000 | 1 | 4 | 5 | 3-0 | 1 | 4 | 0 | 1 | 4 |
| 01-15 | Oregon State | - | DNP | - | - | - | - | - | - | - | - | - | - | - | - | - | - | - |
| 01-20 | at Utah | 1-1 | 35:06 | 3-9 | .333 | 0-3 | .000 | 2-2 | 1.000 | 0 | 6 | 6 | 4-0 | 3 | 0 | 1 | 1 | 8 |
| 01-22 | at Colorado | 1-1 | 33:53 | 4-10 | .400 | 2-4 | .500 | 4-5 | .800 | 4 | 1 | 5 | 2-0 | 4 | 0 | 0 | 1 | 14 |
| 01-25 | Arizona | 1-1 | 34:45 | 4-8 | .500 | 1-3 | .333 | 1-2 | .500 | 0 | 5 | 5 | 1-0 | 2 | 2 | 3 | 2 | 10 |
| 01-27 | California | 1-1 | 28:42 | 7-12 | .583 | 0-2 | .000 | 1-2 | .500 | 0 | 5 | 5 | 0-0 | 2 | 1 | 0 | 4 | 15 |
| 01-29 | Stanford | 1-1 | 6:56 | 1-2 | .500 | 0-1 | .000 | 1-1 | 1.000 | 0 | 1 | 1 | 1-0 | 1 | 0 | 0 | 0 | 3 |
| 02-03 | at Arizona | 1-1 | 35:03 | 6-12 | .500 | 0-1 | .000 | 1-1 | 1.000 | 3 | 3 | 6 | 3-0 | 5 | 1 | 0 | 2 | 13 |
| 02-05 | at Arizona State | 1-1 | 50:03 | 8-17 | .471 | 1-3 | .333 | 10-13 | .769 | 3 | 8 | 11 | 2-0 | 3 | 1 | 0 | 1 | 27 |
| 02-08 | at Stanford | 1-1 | 32:26 | 7-15 | .467 | 0-3 | .000 | 0-0 | .000 | 1 | 3 | 4 | 1-0 | 2 | 2 | 0 | 1 | 14 |
| 02-12 | at USC | 1-1 | 31:59 | 2-11 | .182 | 0-2 | .000 | 1-3 | .333 | 2 | 2 | 4 | 1-0 | 1 | 0 | 0 | 1 | 5 |
| 02-17 | Washington State | 1-1 | 24:18 | 2-3 | .667 | 0-0 | .000 | 0-0 | .000 | 1 | 2 | 3 | 3-0 | 3 | 0 | 0 | 0 | 4 |
| 02-19 | Washington | 1-1 | 17:06 | 2-5 | .400 | 0-1 | .000 | 0-0 | .000 | 1 | 0 | 1 | 1-0 | 3 | 0 | 0 | 0 | 4 |
| 02-21 | Arizona State | 1-1 | 32:49 | 3-6 | .500 | 2-3 | .667 | 5-5 | 1.000 | 4 | 6 | 10 | 1-0 | 2 | 5 | 0 | 1 | 13 |
| 02-24 | at Oregon | 1-1 | 26:28 | 4-9 | .444 | 0-2 | .000 | 2-2 | 1.000 | 4 | 1 | 5 | 5-1 | 0 | 1 | 0 | 3 | 10 |
| 02-26 | at Oregon State | 1-1 | 27:17 | 5-11 | .455 | 2-2 | 1.000 | 5-5 | 1.000 | 1 | 3 | 4 | 1-0 | 3 | 1 | 0 | 0 | 17 |
| 02-28 | at Washington | 1-1 | 35:32 | 11-17 | .647 | 1-2 | .500 | 7-10 | .700 | 4 | 5 | 9 | 2-0 | 1 | 2 | 0 | 1 | 30 |
| 03-05 | USC | 1-1 | 34:27 | 10-16 | .625 | 0-2 | .000 | 7-8 | .875 | 1 | 5 | 6 | 2-0 | 4 | 0 | 0 | 0 | 27 |
| 03-10 | vs. Washington State | 1-1 | 33:16 | 9-15 | .600 | 2-3 | .667 | 3-3 | 1.000 | 3 | 8 | 11 | 1-0 | 4 | 2 | 0 | 2 | 23 |
| 03-11 | vs. USC | 1-1 | 35:41 | 6-9 | .667 | 0-1 | .000 | 7-8 | .875 | 0 | 5 | 5 | 0-0 | 2 | 1 | 1 | 1 | 19 |
| 03-12 | vs. Arizona | 1-1 | 36:10 | 6-17 | .353 | 0-5 | .000 | 6-7 | .857 | 2 | 8 | 10 | 2-0 | 1 | 3 | 1 | 2 | 18 |
| 03-17 | vs. Akron | 1-1 | 36:53 | 3-10 | .300 | 1-4 | .250 | 8-9 | .889 | 3 | 6 | 9 | 1-0 | 6 | 1 | 1 | 2 | 15 |
| 03-19 | vs. Saint Mary's | 1-1 | 29:48 | 6-11 | .545 | 0-0 | .000 | 3-4 | .750 | 0 | 1 | 1 | 2-0 | 2 | 3 | 0 | 0 | 15 |
| 03-25 | vs. North Carolina | 1-1 | 38:15 | 5-18 | .278 | 0-3 | .000 | 0-2 | .000 | 0 | 5 | 5 | 0-0 | 2 | 0 | 0 | 1 | 10 |
| TOTALS | | 34-34 | 1037:02 | 175-371 | .472 | 21-76 | .276 | 102-134 | .761 | 59 | 135 | 194 | 53-1 | 79 | 47 | 11 | 39 | 473 |

JAIME JAQUEZ JR.'S 2020-21 GAME-BY-GAME STATISTICS

| DATE | OPP | G-GS | MIN | FG-FGA | PCT | 3FG-A | PCT | FT-FTA | PCT | OR | DR | TOT | PF-DQ | A | TO | BS | S | PTS |
|-------|--------------------|------|-------|--------|-------|-------|-------|--------|-------|----|----|-----|-------|---|----|----|---|-----|
| 11-25 | at San Diego State | 1-1 | 36:16 | 6-10 | .600 | 3-5 | .600 | 2-3 | .667 | 2 | 4 | 6 | 3-0 | 0 | 4 | 0 | 0 | 17 |
| 11-27 | vs. Pepperdine | 1-1 | 55:00 | 5-13 | .385 | 1-7 | .143 | 5-11 | .455 | 3 | 8 | 11 | 4-0 | 5 | 1 | 1 | 1 | 16 |
| 12-03 | Seattle | 1-1 | 27:59 | 3-3 | 1.000 | 1-1 | 1.000 | 2-3 | .667 | 0 | 3 | 3 | 1-0 | 2 | 0 | 0 | 1 | 9 |
| 12-06 | California | 1-1 | 31:58 | 5-9 | .556 | 2-4 | .500 | 0-3 | .000 | 0 | 6 | 6 | 0-0 | 2 | 3 | 0 | 1 | 12 |
| 12-09 | San Diego | 1-1 | 29:02 | 6-9 | .667 | 3-4 | .750 | 2-2 | 1.000 | 1 | 3 | 4 | 3-0 | 1 | 2 | 4 | 1 | 17 |
| 12-11 | Marquette | 1-1 | 28:13 | 7-12 | .583 | 1-3 | .333 | 3-3 | 1.000 | 2 | 4 | 6 | 4-0 | 1 | 0 | 0 | 1 | 18 |

STUDENT-ATHLETES NOT RETURNING

| DATE | OPP | G-GS | MIN | FG-FGA | PCT | 3FG-A | PCT | FT-FTA | PCT | OR | DR | TOT | PF-DQ | A | TO | BS | S | PTS |
|---------------|-----------------------|--------------|----------------|----------------|-------------|--------------|-------------|---------------|-------------|-----------|------------|------------|-------------|-----------|-----------|-----------|-----------|------------|
| 12-19 | vs. Ohio State | 1-1 | 32:07 | 2-9 | .222 | 1-2 | .500 | 2-2 | 1.000 | 3 | 3 | 6 | 3-0 | 2 | 1 | 0 | 1 | 7 |
| 12-31 | Utah | 1-1 | 33:51 | 3-9 | .333 | 2-3 | .667 | 2-4 | .500 | 3 | 2 | 5 | 2-0 | 1 | 0 | 0 | 1 | 10 |
| 01-02 | Colorado | 1-1 | 37:58 | 6-12 | .500 | 1-3 | .333 | 1-1 | 1.000 | 1 | 4 | 5 | 2-0 | 0 | 1 | 1 | 1 | 14 |
| 01-07 | at Arizona State | 1-1 | 43:18 | 3-8 | .375 | 2-5 | .400 | 0-1 | .000 | 1 | 4 | 5 | 2-0 | 0 | 2 | 1 | 0 | 8 |
| 01-09 | at Arizona | 1-1 | 29:45 | 4-9 | .444 | 1-2 | .500 | 4-5 | .800 | 2 | 7 | 9 | 1-0 | 1 | 2 | 0 | 1 | 13 |
| 01-14 | Washington State | 1-1 | 23:36 | 4-7 | .571 | 1-3 | .333 | 7-7 | 1.000 | 0 | 4 | 4 | 0-0 | 2 | 1 | 0 | 2 | 16 |
| 01-16 | Washington | 1-1 | 36:32 | 7-14 | .500 | 0-0 | .000 | 1-2 | .500 | 1 | 4 | 5 | 2-0 | 2 | 0 | 0 | 2 | 15 |
| 01-21 | at California | 1-1 | 38:13 | 3-8 | .375 | 0-1 | .000 | 1-2 | .500 | 4 | 3 | 7 | 2-0 | 0 | 0 | 0 | 3 | 7 |
| 01-23 | at Stanford | 1-1 | 38:09 | 5-13 | .385 | 2-7 | .286 | 2-2 | 1.000 | 2 | 2 | 4 | 2-0 | 1 | 4 | 2 | 1 | 14 |
| 01-30 | Oregon State | 1-1 | 32:15 | 1-5 | .200 | 0-2 | .000 | 7-9 | .778 | 5 | 3 | 8 | 1-0 | 0 | 1 | 1 | 2 | 9 |
| 02-06 | at USC | 1-1 | 28:54 | 3-8 | .375 | 0-2 | .000 | 1-1 | 1.000 | 4 | 2 | 6 | 1-0 | 1 | 1 | 0 | 1 | 7 |
| 02-11 | at Washington State | 1-1 | 22:08 | 3-6 | .500 | 0-1 | .000 | 1-1 | 1.000 | 2 | 3 | 5 | 5-1 | 0 | 0 | 1 | 2 | 7 |
| 02-13 | at Washington | 1-1 | 32:22 | 1-1 | 1.000 | 1-1 | 1.000 | 0-3 | .000 | 1 | 9 | 10 | 2-0 | 4 | 2 | 1 | 1 | 3 |
| 02-18 | Arizona | 1-1 | 36:58 | 10-12 | .833 | 1-3 | .333 | 4-7 | .571 | 1 | 4 | 5 | 3-0 | 1 | 3 | 0 | 3 | 25 |
| 02-20 | Arizona State | 1-1 | 39:14 | 3-7 | .429 | 0-1 | .000 | 3-4 | .750 | 3 | 7 | 10 | 4-0 | 4 | 0 | 1 | 1 | 9 |
| 02-25 | at Utah | 1-1 | 29:51 | 5-10 | .500 | 1-2 | .500 | 0-0 | .000 | 0 | 3 | 3 | 2-0 | 2 | 1 | 2 | 0 | 11 |
| 02-27 | at Colorado | 1-1 | 34:26 | 1-6 | .167 | 0-2 | .000 | 1-3 | .333 | 2 | 6 | 8 | 2-0 | 2 | 0 | 0 | 1 | 3 |
| 03-03 | at Oregon | 1-1 | 28:14 | 6-8 | .750 | 2-4 | .500 | 1-1 | 1.000 | 2 | 2 | 4 | 2-0 | 1 | 3 | 1 | 1 | 15 |
| 03-06 | USC | 1-1 | 38:23 | 5-10 | .500 | 2-4 | .500 | 0-1 | .000 | 1 | 4 | 5 | 3-0 | 1 | 0 | 1 | 0 | 12 |
| 03-11 | vs. Oregon State | 1-1 | 34:02 | 2-5 | .400 | 0-2 | .000 | 7-8 | .875 | 4 | 3 | 7 | 5-1 | 0 | 2 | 0 | 1 | 11 |
| 03-18 | vs. Michigan State | 1-1 | 45:00 | 11-20 | .550 | 3-4 | .750 | 2-4 | .500 | 2 | 2 | 4 | 1-0 | 2 | 0 | 1 | 0 | 27 |
| 03-20 | vs. BYU | 1-1 | 37:28 | 5-7 | .714 | 2-2 | 1.000 | 1-5 | .200 | 1 | 7 | 8 | 2-0 | 3 | 0 | 0 | 2 | 13 |
| 03-22 | vs. Abilene Christian | 1-1 | 33:16 | 4-11 | .364 | 0-2 | .000 | 2-2 | 1.000 | 3 | 4 | 7 | 3-0 | 2 | 0 | 2 | 0 | 10 |
| 03-28 | vs. Alabama | 1-1 | 45:00 | 6-13 | .462 | 2-6 | .333 | 3-4 | .750 | 2 | 6 | 8 | 2-0 | 3 | 1 | 1 | 3 | 17 |
| 03-30 | vs. Michigan | 1-1 | 38:08 | 1-6 | .167 | 0-1 | .000 | 2-2 | 1.000 | 2 | 4 | 6 | 2-0 | 4 | 2 | 1 | 3 | 4 |
| 04-03 | vs. Gonzaga | 1-1 | 40:06 | 6-12 | .500 | 2-5 | .400 | 5-7 | .714 | 2 | 3 | 5 | 2-0 | 4 | 3 | 0 | 1 | 19 |
| TOTALS | | 32-32 | 1117:41 | 142-292 | .486 | 37-94 | .394 | 74-113 | .655 | 62 | 133 | 195 | 73-2 | 54 | 40 | 22 | 39 | 395 |

JAIME JAQUEZ JR.'S 2019-20 GAME-BY-GAME STATISTICS

| DATE | OPP | G-GS | MIN | FG-FGA | PCT | 3FG-A | PCT | FT-FTA | PCT | OR | DR | TOT | PF-DQ | A | TO | BS | S | PTS |
|---------------|---------------------|--------------|------------|---------------|-------------|--------------|-------------|--------------|-------------|-----------|------------|------------|-------------|-----------|-----------|-----------|-----------|------------|
| 11-06 | Long Beach State | 1-0 | 6 | 0-1 | .000 | 0-1 | .000 | 0-0 | .000 | 0 | 0 | 0 | 1-0 | 0 | 0 | 0 | 0 | 0 |
| 11-10 | UC Santa Barbara | 1-0 | 12 | 0-1 | .000 | 0-1 | .000 | 0-1 | .000 | 0 | 0 | 0 | 2-0 | 0 | 0 | 0 | 1 | 0 |
| 11-15 | UNLV | 1-0 | 19 | 3-5 | .600 | 2-3 | .667 | 0-0 | .000 | 1 | 3 | 4 | 1-0 | 0 | 0 | 1 | 0 | 8 |
| 11-18 | Southern Utah | 1-0 | 16 | 1-3 | .333 | 0-1 | .000 | 0-0 | .000 | 0 | 4 | 4 | 2-0 | 1 | 4 | 0 | 2 | 2 |
| 11-21 | Hofstra | 1-0 | 2 | 0-0 | .000 | 0-0 | .000 | 0-0 | .000 | 0 | 0 | 0 | 0-0 | 0 | 0 | 0 | 0 | 0 |
| 11-25 | vs. BYU | 1-0 | 10 | 0-1 | .000 | 0-0 | .000 | 0-0 | .000 | 0 | 0 | 0 | 2-0 | 0 | 0 | 0 | 2 | 0 |
| 11-26 | vs. Chaminade | 1-0 | 30 | 8-11 | .727 | 0-1 | .000 | 1-2 | .500 | 4 | 8 | 12 | 2-0 | 2 | 2 | 1 | 3 | 17 |
| 11-27 | vs. Michigan State | 1-1 | 35 | 3-5 | .600 | 0-1 | .000 | 1-2 | .500 | 4 | 4 | 8 | 1-0 | 0 | 1 | 0 | 0 | 7 |
| 12-01 | San Jose State | 1-1 | 21 | 7-10 | .700 | 1-4 | .250 | 3-3 | 1.000 | 1 | 2 | 3 | 3-0 | 4 | 0 | 0 | 3 | 18 |
| 12-08 | Denver | 1-1 | 35 | 7-12 | .583 | 2-6 | .333 | 0-1 | .000 | 2 | 4 | 6 | 2-0 | 4 | 0 | 0 | 2 | 16 |
| 12-14 | at Notre Dame | 1-1 | 25 | 3-8 | .375 | 1-3 | .333 | 2-3 | .667 | 4 | 4 | 8 | 5-1 | 1 | 2 | 1 | 1 | 9 |
| 12-21 | vs. North Carolina | 1-1 | 33 | 5-14 | .357 | 1-5 | .200 | 3-6 | .500 | 4 | 6 | 10 | 4-0 | 2 | 5 | 0 | 3 | 14 |
| 12-28 | Cal State Fullerton | 1-1 | 28 | 5-12 | .417 | 1-3 | .333 | 0-1 | .000 | 1 | 2 | 3 | 3-0 | 2 | 1 | 0 | 0 | 11 |
| 01-02 | at Washington | 1-1 | 37 | 2-7 | .286 | 0-2 | .000 | 2-2 | 1.000 | 6 | 5 | 11 | 4-0 | 3 | 1 | 0 | 3 | 6 |
| 01-04 | at Washington State | 1-1 | 25 | 1-6 | .167 | 0-2 | .000 | 3-3 | 1.000 | 1 | 2 | 3 | 3-0 | 1 | 3 | 1 | 0 | 5 |
| 01-11 | USC | 1-1 | 19 | 3-6 | .500 | 1-3 | .333 | 0-0 | .000 | 1 | 0 | 1 | 2-0 | 0 | 0 | 0 | 1 | 7 |
| 01-15 | Stanford | 1-1 | 27 | 6-8 | .750 | 1-1 | 1.000 | 2-3 | .667 | 0 | 3 | 3 | 4-0 | 2 | 2 | 0 | 1 | 15 |
| 01-19 | California | 1-1 | 39 | 4-10 | .400 | 0-2 | .000 | 3-4 | .750 | 2 | 3 | 5 | 3-0 | 0 | 1 | 0 | 1 | 11 |
| 01-23 | at Oregon State | 1-1 | 35 | 6-12 | .500 | 2-4 | .500 | 0-0 | .000 | 0 | 2 | 2 | 4-0 | 0 | 3 | 0 | 4 | 14 |
| 01-26 | at Oregon | 1-1 | 30 | 3-5 | .600 | 1-2 | .500 | 3-3 | 1.000 | 1 | 2 | 3 | 4-0 | 5 | 4 | 0 | 0 | 10 |
| 01-30 | Colorado | 1-1 | 26 | 3-7 | .429 | 0-0 | .000 | 7-8 | .875 | 2 | 5 | 7 | 4-0 | 1 | 2 | 0 | 1 | 13 |
| 02-02 | Utah | 1-1 | 35 | 4-7 | .571 | 2-2 | 1.000 | 8-8 | 1.000 | 1 | 3 | 4 | 0-0 | 3 | 0 | 1 | 4 | 18 |
| 02-06 | at Arizona State | 1-1 | 26 | 2-7 | .286 | 1-4 | .250 | 0-0 | .000 | 0 | 7 | 7 | 3-0 | 1 | 1 | 0 | 1 | 5 |
| 02-08 | at Arizona | 1-1 | 23 | 1-3 | .333 | 0-2 | .000 | 2-2 | 1.000 | 1 | 2 | 3 | 4-0 | 1 | 0 | 0 | 1 | 4 |
| 02-13 | Washington State | 1-1 | 38 | 4-8 | .500 | 3-6 | .500 | 2-2 | 1.000 | 1 | 4 | 5 | 3-0 | 4 | 3 | 2 | 2 | 13 |
| 02-15 | Washington | 1-1 | 27 | 1-6 | .167 | 0-3 | .000 | 3-4 | .750 | 2 | 0 | 2 | 1-0 | 2 | 1 | 1 | 0 | 5 |
| 02-20 | at Utah | 1-1 | 27 | 3-3 | 1.000 | 1-1 | 1.000 | 2-2 | 1.000 | 1 | 6 | 7 | 2-0 | 2 | 3 | 0 | 1 | 9 |
| 02-22 | at Colorado | 1-1 | 38 | 4-14 | .286 | 1-6 | .167 | 0-1 | .000 | 3 | 7 | 10 | 2-0 | 0 | 0 | 1 | 1 | 9 |
| 02-27 | Arizona State | 1-1 | 39 | 4-6 | .667 | 2-3 | .667 | 3-4 | .750 | 2 | 3 | 5 | 1-0 | 0 | 4 | 1 | 4 | 13 |
| 02-29 | Arizona | 1-0 | 33 | 4-10 | .400 | 1-3 | .333 | 2-4 | .500 | 3 | 4 | 7 | 1-0 | 1 | 1 | 2 | 1 | 11 |
| 03-07 | at USC | 1-1 | 32 | 1-8 | .125 | 1-5 | .200 | 2-2 | 1.000 | 1 | 5 | 6 | 3-0 | 0 | 2 | 0 | 0 | 5 |
| TOTALS | | 31-23 | 828 | 98-216 | .454 | 25-80 | .313 | 54-71 | .761 | 49 | 100 | 149 | 76-1 | 42 | 46 | 12 | 43 | 275 |



DAVID SINGLETON

6-4 / 210 / Guard
Fifth-Year Senior in 2022-23
Los Angeles, Calif.
Bishop Montgomery High School

CAREER

Played in 164 games through five seasons (40 starts) ... averaged 5.7 points, 1.8 rebounds and 0.9 assists per game in his career ... set UCLA's all-time games played record (164 games) ... finished in the No. 5 spot on UCLA's career 3-point percentage list (43.4%) and No. 9 on the Pac-12 Conference's career 3-point percentage list ... ranks No. 3 on UCLA's career list for most 3-pointers made (219), behind Bryce Alford (329) and Jason Kapono (317) ... registered a career assist-turnover ratio of 2.4-to-1 (154 assists, 63 turnovers) ... took advantage of an extra year of eligibility that was afforded to players who saw the 2020-21 season interrupted by the COVID-19 pandemic.

2022-23

Played in all 37 games, making 16 starts ... averaged 9.0 points, 2.8 rebounds and 1.1 assists in 28.2 minutes per game ... shot a team-leading 42.4 percent from 3-point range (73-for-172) ... shot 42.7 percent overall from the field and 84.9 percent from the free throw line (45-for-53) ... ranked No. 3 in the Pac-12 in 3-point field goal percentage (42.4%) ... led the Bruins in 3-pointers made (73) ... made more 3-pointers (73) than any UCLA player since Aaron Holiday made 88 during his junior season in 2017-18 ... scored in double figures in 14 games ... totaled a season-high 21 points in the Bruins' road win at Arizona State (Jan. 19) ... made 7 of 10 shots and 4 of 6 attempts from 3-point range in the victory at Arizona State ... totaled a career-high nine rebounds in UCLA's second game of the season, a home win against Long Beach State (Nov. 11) ... finished with 17 points, making 5 of 9 attempts from 3-point distance, in UCLA's final home game against Arizona on "Senior Night" (March 4).

2021-22

Played in 33 games, making four starts ... averaged 4.8 points and 1.5 rebounds in 16.8 minutes per game ... shot a team-leading 45.1 percent from 3-point territory (37-for-82) ... recorded a career-best 47.9 overall shooting percentage ... finished the season with 30 assists and nine turnovers ... ranked second in the Pac-12 in 3-point field goal percentage (45.1%) ... scored in double figures in three games ... scored a career-best 22 points in a home victory against Washington, having connected on 6 of 8 attempts from 3-point territory ... registered a season-high six rebounds in a road win at Oregon State (Feb. 26) ... also scored 13 points in a win versus Bellarmine (Nov. 22), connecting on 3 of 4 attempts from 3-point distance.

2020-21

Played in all 32 games, making one start ... averaged 4.7 points and 1.7 rebounds in 17.2 minutes per game ... shot a team-leading 47.6 percent from 3-point distance (40-for-84) ... made 45.1 percent of his overall field goal attempts ... totaled 20 assists and 11 turnovers ... ranked second among all Pac-12 players in 3-point field goal percentage (47.6%) ... scored in double figures in four games ... scored 15 points in an overtime win against Alabama (March 28) in the NCAA Tournament's Sweet 16 ... made 4 of 5 shots against Alabama, including 3 of 4 attempts from 3-point distance ... made 6 of 10 attempts from 3-point range in UCLA's six NCAA Tournament contests ... scored 14 points in the team's overtime win at Arizona State (Jan. 7), sinking 4 of 6 attempts from 3-point distance ... also had 11 points against California (Dec. 6) and USC (March 6) ... recorded a career-best seven rebounds (and scored nine points) in the Bruins' triple-overtime win over Pepperdine at San Diego State's Viejas Arena (Nov. 27).

2019-20

Played in 30 games, making 14 starts ... averaged 4.1 points, 1.8 rebounds and 1.0 assists in 20.1 minutes per game ... shot 37.0 percent from 3-point range ... ranked second on the team in 3-point field goal percentage (.370) ... led the Bruins in 3-pointers made (34) ... registered 31 assists and 14 turnovers (2.2 assist-turnover ratio) ... scored in double figures in three games ... recorded a season-high 15 points in a victory against Chaminade (Nov. 26) at the Maui Jim Maui Invitational ... also scored 14 points against Washington (Feb. 15), shooting 4-for-9 (all from 3-point range) ...

tallied a season-high five rebounds against Southern Utah (Nov. 18) ... did not play against Denver (Dec. 8) due to a left foot/ankle injury.

2018-19

Played in 32 games, making five starts ... averaged 5.2 points, 1.2 rebounds and 1.0 assists in 17.5 minutes per game ... shot 44.9 percent from the field and 46.7 percent from 3-point territory ... led the team and ranked No. 2 in the Pac-12 in 3-point field goal percentage (.467) ... recorded the second-best 3-point percentage ever, by any UCLA freshman (behind Jason Kapono, who shot 47.4 percent in 1999-00) ... scored in double figures in five games ... scored a season-high 14 points, all in the first half, in a home victory over California (Jan. 5) ... made a season-high four 3-pointers (on seven attempts) in an overtime win at California (Feb. 13) ... his three consecutive 3-pointers in a span of 2:05 midway through the second half helped put UCLA ahead, 42-41, with 12:25 to play in regulation ... grabbed a season-high six rebounds against Stanford in the Pac-12 Tournament (March 13) ... concluded the year with a 2.8-to-1 assist ratio (32 assists, 12 turnovers) ... sustained a broken left foot (fifth metatarsal fracture) in the final 30 seconds of the win against Stanford in the Pac-12 Tournament (March 13) and did not play the following day against Arizona State.

HIGH SCHOOL

Was a four-year varsity basketball letterwinner at Bishop Montgomery High School (Torrance, Calif.) under head coach Doug Mitchell ... averaged 23.8 points, 5.8 rebounds and 3.9 assists per game during his senior season (2017-18) ... was selected as the 2018 Gatorade California State Player of the Year ... was one of five players to secure first-team acclaim on the All-USA California Boys Basketball Team in 2017-18 ... was ranked as the No. 67 player in his high school class by ESPN.com ... also was rated No. 68, nationally, by 247sports.com and No. 95 by Rivals.com ... finished his high school career at Bishop Montgomery as the school's third-leading all-time scorer with 2,042 points ... became just the fifth player at his high school to have reached the 2,000 career point benchmark ... earned Los Angeles Times All-Area Team recognition as a junior and senior ... in addition, was selected to the All-CIF Southern Section Open Division Team as a junior and senior ... earned boys' basketball Player of the Year acclaim from the Daily Breeze as a junior and senior ... was named the Del Rey League's Most Valuable Player as a senior ... helped Bishop Montgomery post a 28-2 overall record as a senior ... his high school team won its first 26 games in 2017-18 before falling to Sierra Canyon in double overtime in the CIF Southern Section Open Division semifinals ... Bishop Montgomery rebounded from the double overtime loss with a 65-51 win over Etiwanda in the CIF Southern Section Open Division's third-place game ... was invited to compete in the 2018 Ball'sLife All-America Game after his senior season ... averaged 16.2 points and 6.1 rebounds per game as a junior (2016-17) ... helped Bishop Montgomery to the 2017 CIF State Championship in the Open Division final ... his high school team went 31-2 in 2016-17, defeating Roseville Woodcreek in the title game (74-67) at the Golden 1 Center in Sacramento on March 25, 2017 ... scored 21 points for Bishop Montgomery as the Knights downed Mater Dei (70-55) to win the CIF Southern Section Open Division title (prior to the state tournament) at the Honda Center in Anaheim on March 4, 2017 ... as a freshman, he was a part of the Bishop Montgomery team that won the 2015 CIF Southern Section Open Division championship ... through his four seasons at BMHS, helped the team win 118 games and post a perfect 32-0 mark in Del Rey League action ... in addition, his high school program logged a perfect 31-0 home record and compiled an overall winning percentage of .929.

PERSONAL

Full name: David Jerome Singleton III ... born in Los Angeles, Calif. ... is the son of David and Natalie Singleton ... sociology major.

DAVID SINGLETON'S CAREER HIGHS

| | |
|-----------|---|
| Points: | 22 vs. Washington (Feb. 19, 2022) |
| Rebounds: | 9 vs. Long Beach State (Nov. 11, 2022) |
| Assists: | 4 (3 times), last at Arizona State (Feb. 5, 2022) |
| Steals: | 3 (4 times), last vs. Washington State (Feb. 4, 2023) |
| Blocks: | 2 at Washington (Feb. 2, 2019) |
| FGM: | 7 (3 times), last at Arizona State (Jan. 19, 2023) |
| FGA: | 14 at USC (Jan. 26, 2023) |
| 3P-FGM: | 6 vs. Washington (Feb. 19, 2022) |
| 3P-FGA: | 9 (5 times), last vs. Arizona (March 4, 2023) |
| FTM: | 4 (4 times), last at Washington (Jan. 1, 2023) |
| FTA: | 6 vs. Utah (Feb. 9, 2019) |
| Minutes: | 43 vs. Pepperdine (Nov. 27, 2020) |

STUDENT-ATHLETES NOT RETURNING

DAVID SINGLETON'S CAREER STATISTICS

| Season | Yr. | G-GS | MIN | MPG | FG-FGA | PCT | 3FG-A | PCT | FT-FTA | PCT | OR | DR | TOT | RPG | PF-DQ | A | TO | BS | S | PTS | PPG |
|---------------|-----|---------------|-------------|-------------|----------------|-------------|----------------|-------------|----------------|-------------|-----------|------------|------------|------------|--------------|------------|-----------|-----------|------------|------------|------------|
| 2018-19 | FR | 32-5 | 559 | 17.5 | 53-118 | .449 | 35-75 | .467 | 26-38 | .684 | 3 | 36 | 39 | 1.2 | 33-1 | 33 | 12 | 5 | 17 | 167 | 5.2 |
| 2019-20 | SO | 30-14 | 604 | 20.1 | 39-113 | .345 | 34-92 | .370 | 12-14 | .857 | 5 | 50 | 55 | 1.8 | 38-0 | 31 | 14 | 3 | 20 | 124 | 4.1 |
| 2020-21 | JR | 32-1 | 549 | 17.2 | 51-113 | .451 | 40-84 | .476 | 9-13 | .692 | 3 | 51 | 54 | 1.7 | 29-0 | 20 | 11 | 0 | 12 | 151 | 4.7 |
| 2021-22 | SR | 33-4 | 555 | 16.8 | 56-117 | .479 | 37-82 | .451 | 9-15 | .600 | 9 | 39 | 48 | 1.5 | 35-0 | 30 | 9 | 5 | 18 | 158 | 4.8 |
| 2022-23 | 5th | 37-16 | 1043 | 28.2 | 108-253 | .427 | 73-172 | .424 | 45-53 | .849 | 20 | 84 | 104 | 2.8 | 54-0 | 40 | 17 | 7 | 41 | 334 | 9.0 |
| CAREER | | 164-40 | 3309 | 20.2 | 307-714 | .430 | 219-505 | .434 | 101-133 | .759 | 40 | 260 | 300 | 1.8 | 187-1 | 154 | 63 | 20 | 108 | 934 | 5.7 |

DAVID SINGLETON'S 2022-23 GAME-BY-GAME STATISTICS

| DATE | OPP | G-GS | MIN | FG-FGA | PCT | 3FG-A | PCT | FT-FTA | PCT | OR | DR | TOT | PF-DQ | A | TO | BS | S | PTS |
|---------------|---------------------|--------------|----------------|----------------|-------------|---------------|-------------|--------------|-------------|-----------|-----------|------------|-------------|-----------|-----------|----------|-----------|------------|
| 11-07 | Sacramento State | 1-0 | 25:03 | 5-6 | .833 | 3-3 | 1.000 | 0-0 | .000 | 0 | 2 | 2 | 1-0 | 1 | 0 | 0 | 0 | 13 |
| 11-11 | Long Beach State | 1-0 | 33:11 | 4-9 | .444 | 4-8 | .500 | 2-2 | 1.000 | 1 | 8 | 9 | 1-0 | 3 | 0 | 0 | 2 | 14 |
| 11-14 | Norfolk State | 1-0 | 22:10 | 3-5 | .600 | 2-4 | .500 | 3-3 | 1.000 | 0 | 2 | 2 | 2-0 | 0 | 0 | 0 | 0 | 11 |
| 11-18 | vs. Illinois | 1-0 | 32:51 | 5-10 | .500 | 4-7 | .571 | 1-1 | 1.000 | 1 | 4 | 5 | 1-0 | 1 | 1 | 0 | 0 | 15 |
| 11-20 | vs. Baylor | 1-0 | 27:30 | 3-6 | .500 | 2-5 | .400 | 0-0 | .000 | 0 | 2 | 2 | 3-0 | 1 | 0 | 1 | 0 | 8 |
| 11-23 | Pepperdine | 1-0 | 21:12 | 4-8 | .500 | 2-5 | .400 | 3-4 | .750 | 0 | 3 | 3 | 1-0 | 2 | 1 | 0 | 2 | 13 |
| 11-27 | Bellarmine | 1-1 | 33:31 | 2-3 | .667 | 1-1 | 1.000 | 0-0 | .000 | 0 | 4 | 4 | 2-0 | 2 | 1 | 0 | 2 | 5 |
| 12-01 | at Stanford | 1-0 | 29:10 | 4-10 | .400 | 1-6 | .167 | 0-0 | .000 | 0 | 2 | 2 | 0-0 | 1 | 0 | 0 | 0 | 9 |
| 12-04 | Oregon | 1-0 | 25:12 | 2-6 | .333 | 1-4 | .250 | 0-0 | .000 | 1 | 1 | 2 | 1-0 | 2 | 1 | 0 | 0 | 5 |
| 12-10 | Denver | 1-0 | 20:28 | 2-7 | .286 | 2-4 | .500 | 0-0 | .000 | 3 | 1 | 4 | 1-0 | 3 | 1 | 0 | 3 | 6 |
| 12-14 | at Maryland | 1-0 | 24:02 | 7-10 | .700 | 4-5 | .800 | 0-0 | .000 | 0 | 1 | 1 | 1-0 | 2 | 0 | 0 | 0 | 18 |
| 12-17 | vs. Kentucky | 1-0 | 25:03 | 3-5 | .600 | 2-2 | 1.000 | 0-0 | .000 | 1 | 0 | 1 | 0-0 | 1 | 0 | 0 | 2 | 8 |
| 12-21 | UC Davis | 1-0 | 22:04 | 2-7 | .286 | 2-3 | .667 | 0-0 | .000 | 0 | 3 | 3 | 1-0 | 0 | 1 | 0 | 2 | 6 |
| 12-30 | at Washington State | 1-1 | 31:22 | 4-7 | .571 | 2-4 | .500 | 4-4 | 1.000 | 0 | 2 | 2 | 3-0 | 0 | 0 | 1 | 1 | 14 |
| 01-01 | at Washington | 1-1 | 34:41 | 4-9 | .444 | 2-7 | .286 | 4-4 | 1.000 | 0 | 3 | 3 | 1-0 | 0 | 0 | 0 | 1 | 14 |
| 01-05 | USC | 1-1 | 35:11 | 3-8 | .375 | 3-7 | .429 | 3-4 | .750 | 1 | 3 | 4 | 1-0 | 3 | 2 | 0 | 0 | 12 |
| 01-12 | Utah | 1-1 | 25:38 | 3-7 | .429 | 0-3 | .000 | 0-0 | .000 | 0 | 1 | 1 | 3-0 | 1 | 1 | 0 | 2 | 6 |
| 01-14 | Colorado | 1-1 | 35:39 | 2-9 | .222 | 0-6 | .000 | 3-4 | .750 | 1 | 3 | 4 | 1-0 | 0 | 1 | 1 | 3 | 7 |
| 01-19 | at Arizona State | 1-1 | 37:41 | 7-10 | .700 | 4-6 | .667 | 3-3 | 1.000 | 2 | 2 | 4 | 1-0 | 1 | 0 | 0 | 1 | 21 |
| 01-21 | at Arizona | 1-1 | 35:21 | 0-5 | .000 | 0-3 | .000 | 0-0 | .000 | 1 | 1 | 2 | 2-0 | 0 | 0 | 0 | 1 | 0 |
| 01-26 | at USC | 1-1 | 33:23 | 5-14 | .357 | 4-9 | .444 | 0-0 | .000 | 1 | 4 | 5 | 4-0 | 2 | 0 | 1 | 1 | 14 |
| 02-02 | Washington | 1-0 | 33:21 | 2-8 | .250 | 2-7 | .286 | 3-4 | .750 | 1 | 4 | 5 | 2-0 | 0 | 1 | 0 | 2 | 9 |
| 02-04 | Washington State | 1-0 | 23:10 | 2-4 | .500 | 2-4 | .500 | 2-2 | 1.000 | 0 | 3 | 3 | 1-0 | 2 | 0 | 0 | 3 | 8 |
| 02-09 | at Oregon State | 1-0 | 21:10 | 2-4 | .500 | 2-4 | .500 | 0-0 | .000 | 0 | 1 | 1 | 1-0 | 0 | 0 | 0 | 1 | 6 |
| 02-11 | at Oregon | 1-0 | 20:07 | 2-2 | 1.000 | 2-2 | 1.000 | 3-4 | .750 | 1 | 2 | 3 | 1-0 | 2 | 2 | 0 | 2 | 9 |
| 02-16 | Stanford | 1-0 | 25:06 | 2-8 | .250 | 2-7 | .286 | 2-2 | 1.000 | 1 | 1 | 2 | 2-0 | 0 | 0 | 0 | 0 | 8 |
| 02-18 | California | 1-0 | 17:49 | 2-3 | .667 | 1-2 | .500 | 0-0 | .000 | 1 | 0 | 1 | 0-0 | 1 | 0 | 0 | 0 | 5 |
| 02-23 | at Utah | 1-0 | 21:32 | 1-4 | .250 | 1-3 | .333 | 0-0 | .000 | 0 | 3 | 3 | 1-0 | 0 | 1 | 1 | 0 | 3 |
| 02-26 | at Colorado | 1-0 | 21:32 | 0-1 | .000 | 0-1 | .000 | 0-0 | .000 | 1 | 1 | 2 | 3-0 | 0 | 0 | 0 | 1 | 0 |
| 03-02 | Arizona State | 1-0 | 18:32 | 3-6 | .500 | 0-2 | .000 | 2-3 | .667 | 0 | 1 | 1 | 2-0 | 1 | 1 | 0 | 0 | 8 |
| 03-04 | Arizona | 1-1 | 30:42 | 5-13 | .385 | 5-9 | .556 | 2-3 | .667 | 0 | 0 | 0 | 2-0 | 1 | 1 | 0 | 0 | 17 |
| 03-09 | vs. Colorado | 1-1 | 35:02 | 2-8 | .250 | 2-8 | .250 | 0-0 | .000 | 1 | 1 | 2 | 2-0 | 2 | 0 | 0 | 2 | 6 |
| 03-10 | vs. Oregon | 1-1 | 35:05 | 3-7 | .429 | 3-3 | 1.000 | 3-4 | .750 | 0 | 2 | 2 | 1-0 | 1 | 0 | 0 | 1 | 12 |
| 03-11 | vs. Arizona | 1-1 | 34:28 | 0-3 | .000 | 0-1 | .000 | 0-0 | .000 | 0 | 1 | 1 | 1-0 | 1 | 1 | 1 | 2 | 0 |
| 03-16 | vs. UNC Asheville | 1-1 | 29:17 | 4-8 | .500 | 3-7 | .429 | 0-0 | .000 | 0 | 2 | 2 | 1-0 | 3 | 0 | 1 | 1 | 11 |
| 03-18 | vs. Northwestern | 1-1 | 28:22 | 2-6 | .333 | 1-5 | .200 | 0-0 | .000 | 0 | 6 | 6 | 0-0 | 0 | 0 | 0 | 1 | 5 |
| 03-23 | vs. Gonzaga | 1-1 | 37:33 | 2-7 | .286 | 2-5 | .400 | 2-2 | 1.000 | 1 | 4 | 5 | 3-0 | 1 | 0 | 0 | 1 | 8 |
| TOTALS | | 37-16 | 1043:11 | 108-253 | .427 | 73-172 | .424 | 45-53 | .849 | 20 | 84 | 104 | 54-0 | 40 | 17 | 7 | 41 | 334 |

DAVID SINGLETON'S 2021-22 GAME-BY-GAME STATISTICS

| DATE | OPP | G-GS | MIN | FG-FGA | PCT | 3FG-A | PCT | FT-FTA | PCT | OR | DR | TOT | PF-DQ | A | TO | BS | S | PTS |
|-------|------------------|------|-------|--------|-------|-------|-------|--------|-------|----|----|-----|-------|---|----|----|---|-----|
| 11-09 | CSU Bakersfield | 1-0 | 15:45 | 2-4 | .500 | 2-3 | .667 | 1-2 | .500 | 0 | 2 | 2 | 1-0 | 0 | 0 | 0 | 0 | 7 |
| 11-12 | Villanova | 1-0 | 12:22 | 2-2 | 1.000 | 2-2 | 1.000 | 0-0 | .000 | 0 | 0 | 0 | 1-0 | 0 | 0 | 0 | 1 | 6 |
| 11-15 | Long Beach State | 1-0 | 15:25 | 3-5 | .600 | 1-3 | .333 | 1-1 | 1.000 | 1 | 3 | 4 | 1-0 | 1 | 0 | 1 | 2 | 8 |
| 11-17 | North Florida | 1-0 | 19:38 | 5-6 | .833 | 1-2 | .500 | 0-0 | .000 | 0 | 1 | 1 | 3-0 | 3 | 2 | 0 | 0 | 11 |
| 11-22 | vs. Bellarmine | 1-0 | 26:00 | 5-8 | .625 | 3-4 | .750 | 0-0 | .000 | 1 | 1 | 2 | 3-0 | 4 | 2 | 0 | 1 | 13 |
| 11-23 | vs. Gonzaga | 1-0 | 8:37 | 0-1 | .000 | 0-1 | .000 | 0-0 | .000 | 0 | 1 | 1 | 0-0 | 0 | 0 | 0 | 0 | 0 |
| 11-27 | at UNLV | 1-0 | 15:18 | 1-4 | .250 | 1-4 | .250 | 1-2 | .500 | 0 | 1 | 1 | 1-0 | 0 | 0 | 0 | 0 | 4 |
| 12-01 | Colorado | 1-0 | 14:17 | 2-5 | .400 | 0-2 | .000 | 0-0 | .000 | 0 | 1 | 1 | 0-0 | 2 | 0 | 0 | 1 | 4 |
| 12-11 | Marquette | 1-0 | 14:17 | 1-3 | .333 | 1-3 | .333 | 0-0 | .000 | 0 | 1 | 1 | 0-0 | 1 | 0 | 0 | 0 | 3 |
| 01-06 | Long Beach State | 1-0 | 23:33 | 2-8 | .250 | 1-6 | .167 | 0-0 | .000 | 1 | 4 | 5 | 2-0 | 1 | 0 | 0 | 0 | 5 |
| 01-08 | at California | 1-0 | 15:36 | 3-3 | 1.000 | 1-1 | 1.000 | 0-0 | .000 | 0 | 1 | 1 | 0-0 | 0 | 1 | 1 | 0 | 7 |
| 01-13 | Oregon | 1-0 | 7:30 | 0-1 | .000 | 0-1 | .000 | 2-2 | 1.000 | 0 | 0 | 0 | 2-0 | 0 | 0 | 1 | 0 | 2 |
| 01-15 | Oregon State | 1-0 | 6:18 | 1-2 | .500 | 0-1 | .000 | 0-0 | .000 | 0 | 0 | 0 | 1-0 | 1 | 0 | 0 | 0 | 2 |
| 01-20 | at Utah | - | DNP | - | - | - | - | - | - | - | - | - | - | - | - | - | - | - |
| 01-22 | at Colorado | 1-0 | 14:48 | 1-3 | .333 | 1-1 | 1.000 | 0-0 | .000 | 0 | 0 | 0 | 1-0 | 0 | 0 | 0 | 1 | 3 |
| 01-25 | Arizona | 1-0 | 17:08 | 1-2 | .500 | 1-1 | 1.000 | 1-2 | .500 | 1 | 1 | 2 | 0-0 | 0 | 0 | 0 | 1 | 4 |
| 01-27 | California | 1-1 | 29:59 | 2-5 | .400 | 1-2 | .500 | 0-0 | .000 | 0 | 4 | 4 | 3-0 | 0 | 0 | 1 | 2 | 5 |

STUDENT-ATHLETES NOT RETURNING

| DATE | OPP | G-GS | MIN | FG-FGA | PCT | 3FG-A | PCT | FT-FTA | PCT | OR | DR | TOT | PF-DQ | A | TO | BS | S | PTS |
|---------------|----------------------|-------------|---------------|---------------|-------------|--------------|-------------|-------------|-------------|----------|-----------|-----------|-------------|-----------|----------|----------|-----------|------------|
| 01-29 | Stanford | 1-1 | 27:23 | 2-6 | .333 | 2-6 | .333 | 1-2 | .500 | 0 | 1 | 1 | 4-0 | 1 | 1 | 1 | 1 | 7 |
| 02-03 | at Arizona | 1-0 | 13:55 | 2-4 | .500 | 1-2 | .500 | 0-0 | .000 | 1 | 0 | 1 | 0-0 | 0 | 0 | 0 | 0 | 5 |
| 02-05 | at Arizona State | 1-0 | 35:56 | 1-5 | .200 | 1-5 | .200 | 0-0 | .000 | 0 | 1 | 1 | 3-0 | 4 | 0 | 0 | 1 | 3 |
| 02-08 | at Stanford | 1-0 | 23:01 | 2-4 | .500 | 2-3 | .667 | 0-0 | .000 | 0 | 1 | 1 | 0-0 | 0 | 0 | 0 | 0 | 6 |
| 02-12 | at USC | 1-0 | 15:28 | 1-2 | .500 | 1-1 | 1.000 | 0-0 | .000 | 1 | 1 | 2 | 1-0 | 1 | 0 | 0 | 1 | 3 |
| 02-17 | Washington State | 1-0 | 19:47 | 2-5 | .400 | 2-5 | .400 | 0-0 | .000 | 0 | 1 | 1 | 0-0 | 1 | 0 | 0 | 0 | 6 |
| 02-19 | Washington | 1-0 | 31:09 | 7-10 | .700 | 6-8 | .750 | 2-2 | 1.000 | 0 | 4 | 4 | 2-0 | 3 | 0 | 0 | 1 | 22 |
| 02-21 | Arizona State | 1-0 | 19:08 | 2-4 | .500 | 2-4 | .500 | 0-0 | .000 | 0 | 2 | 2 | 0-0 | 0 | 2 | 0 | 1 | 6 |
| 02-24 | at Oregon | 1-0 | 16:55 | 1-5 | .200 | 1-4 | .250 | 0-0 | .000 | 1 | 1 | 2 | 1-0 | 0 | 1 | 0 | 3 | 3 |
| 02-26 | at Oregon State | 1-0 | 26:38 | 2-2 | 1.000 | 2-2 | 1.000 | 0-0 | .000 | 1 | 5 | 6 | 2-0 | 4 | 0 | 0 | 0 | 6 |
| 02-28 | at Washington | 1-1 | 26:38 | 3-4 | .750 | 1-2 | .500 | 0-2 | .000 | 1 | 1 | 2 | 1-0 | 1 | 0 | 0 | 0 | 7 |
| 03-05 | USC | 1-1 | 9:32 | 0-0 | .000 | 0-0 | .000 | 0-0 | .000 | 0 | 0 | 0 | 0-0 | 0 | 0 | 0 | 0 | 0 |
| 03-10 | vs. Washington State | 1-0 | 6:15 | 0-1 | .000 | 0-1 | .000 | 0-0 | .000 | 0 | 0 | 0 | 1-0 | 1 | 0 | 0 | 0 | 0 |
| 03-11 | vs. USC | 1-0 | 8:35 | 0-0 | .000 | 0-0 | .000 | 0-0 | .000 | 0 | 0 | 0 | 0-0 | 0 | 0 | 0 | 1 | 0 |
| 03-12 | vs. Arizona | 1-0 | 4:20 | 0-0 | .000 | 0-0 | .000 | 0-0 | .000 | 0 | 0 | 0 | 1-0 | 0 | 0 | 0 | 0 | 0 |
| 03-17 | vs. Akron | 1-0 | 6:28 | 0-2 | .000 | 0-1 | .000 | 0-0 | .000 | 0 | 0 | 0 | 0-0 | 0 | 0 | 0 | 0 | 0 |
| 03-19 | vs. Saint Mary's | 1-0 | 7:40 | 0-1 | .000 | 0-1 | .000 | 0-0 | .000 | 0 | 0 | 0 | 0-0 | 1 | 0 | 0 | 0 | 0 |
| 03-25 | vs. North Carolina | - | DNP | - | - | - | - | - | - | - | - | - | - | - | - | - | - | - |
| TOTALS | | 33-4 | 555:18 | 56-117 | .479 | 37-82 | .451 | 9-15 | .600 | 9 | 39 | 48 | 35-0 | 30 | 9 | 5 | 18 | 158 |

DAVID SINGLETON'S 2020-21 GAME-BY-GAME STATISTICS

| DATE | OPP | G-GS | MIN | FG-FGA | PCT | 3FG-A | PCT | FT-FTA | PCT | OR | DR | TOT | PF-DQ | A | TO | BS | S | PTS |
|---------------|-----------------------|-------------|---------------|---------------|-------------|--------------|-------------|-------------|-------------|----------|-----------|-----------|-------------|-----------|-----------|----------|-----------|------------|
| 11-25 | at San Diego State | 1-0 | 25:48 | 2-6 | .333 | 2-5 | .400 | 0-0 | .000 | 0 | 1 | 1 | 1-0 | 1 | 1 | 0 | 0 | 6 |
| 11-27 | vs. Pepperdine | 1-0 | 42:39 | 4-9 | .333 | 3-9 | .333 | 0-0 | .000 | 1 | 6 | 7 | 3-0 | 0 | 1 | 0 | 1 | 9 |
| 12-03 | Seattle | 1-0 | 24:27 | 0-3 | .000 | 0-0 | .000 | 0-0 | .000 | 1 | 4 | 5 | 3-0 | 1 | 1 | 0 | 2 | 0 |
| 12-06 | California | 1-0 | 16:29 | 4-4 | 1.000 | 3-3 | 1.000 | 0-0 | .000 | 0 | 1 | 1 | 0-0 | 1 | 0 | 0 | 1 | 11 |
| 12-09 | San Diego | 1-0 | 19:45 | 1-5 | .200 | 0-3 | .000 | 0-0 | .000 | 0 | 1 | 1 | 1-0 | 1 | 0 | 0 | 1 | 2 |
| 12-11 | Marquette | 1-0 | 9:11 | 2-3 | .667 | 2-3 | .667 | 0-0 | .000 | 0 | 0 | 0 | 1-0 | 0 | 1 | 0 | 0 | 6 |
| 12-19 | vs. Ohio State | 1-0 | 5:55 | 1-1 | 1.000 | 1-1 | 1.000 | 2-2 | 1.000 | 0 | 1 | 1 | 1-0 | 0 | 1 | 0 | 0 | 5 |
| 12-31 | Utah | 1-0 | 6:49 | 0-0 | .000 | 0-0 | .000 | 0-0 | .000 | 0 | 0 | 0 | 0-0 | 0 | 0 | 0 | 0 | 0 |
| 01-02 | Colorado | 1-0 | 8:31 | 0-1 | .000 | 0-1 | .000 | 0-0 | .000 | 0 | 3 | 3 | 1-0 | 0 | 0 | 0 | 0 | 0 |
| 01-07 | at Arizona State | 1-0 | 29:36 | 5-7 | .714 | 4-6 | .667 | 0-0 | .000 | 0 | 0 | 0 | 2-0 | 2 | 1 | 0 | 0 | 14 |
| 01-09 | at Arizona | 1-0 | 19:46 | 1-4 | .250 | 1-3 | .333 | 0-0 | .000 | 0 | 0 | 0 | 0-0 | 1 | 0 | 0 | 0 | 3 |
| 01-14 | Washington State | 1-0 | 16:44 | 1-1 | 1.000 | 1-1 | 1.000 | 0-0 | .000 | 0 | 1 | 1 | 0-0 | 1 | 0 | 0 | 2 | 3 |
| 01-16 | Washington | 1-0 | 18:57 | 3-6 | .500 | 3-5 | .600 | 0-0 | .000 | 0 | 0 | 0 | 0-0 | 1 | 0 | 0 | 0 | 9 |
| 01-21 | at California | 1-0 | 10:56 | 1-2 | .500 | 1-1 | 1.000 | 0-0 | .000 | 0 | 0 | 0 | 0-0 | 1 | 1 | 0 | 0 | 3 |
| 01-23 | at Stanford | 1-0 | 13:06 | 0-2 | .000 | 0-2 | .000 | 0-0 | .000 | 0 | 1 | 1 | 0-0 | 1 | 1 | 0 | 0 | 0 |
| 01-30 | Oregon State | 1-0 | 30:53 | 3-11 | .273 | 3-9 | .333 | 0-0 | .000 | 0 | 5 | 5 | 1-0 | 2 | 0 | 0 | 1 | 9 |
| 02-06 | at USC | 1-0 | 9:19 | 0-2 | .000 | 0-1 | .000 | 0-0 | .000 | 0 | 2 | 2 | 2-0 | 1 | 0 | 0 | 0 | 0 |
| 02-11 | at Washington State | 1-1 | 15:02 | 1-5 | .200 | 1-5 | .200 | 0-0 | .000 | 0 | 1 | 1 | 1-0 | 1 | 1 | 0 | 0 | 3 |
| 02-13 | at Washington | 1-0 | 17:56 | 2-3 | .667 | 2-3 | .667 | 0-0 | .000 | 0 | 2 | 2 | 1-0 | 0 | 0 | 0 | 0 | 6 |
| 02-18 | Arizona | 1-0 | 7:08 | 0-0 | .000 | 0-0 | .000 | 0-0 | .000 | 0 | 1 | 1 | 0-0 | 0 | 0 | 0 | 0 | 0 |
| 02-20 | Arizona State | 1-0 | 14:14 | 3-4 | .750 | 2-3 | .667 | 0-0 | .000 | 0 | 3 | 3 | 1-0 | 0 | 0 | 0 | 0 | 8 |
| 02-25 | at Utah | 1-0 | 15:09 | 1-1 | 1.000 | 1-1 | 1.000 | 0-0 | .000 | 0 | 1 | 1 | 0-0 | 0 | 1 | 0 | 1 | 3 |
| 02-27 | at Colorado | 1-0 | 6:13 | 0-1 | .000 | 0-1 | .000 | 0-0 | .000 | 0 | 0 | 0 | 0-0 | 0 | 0 | 0 | 0 | 0 |
| 03-03 | at Oregon | 1-0 | 18:59 | 1-2 | .500 | 1-1 | 1.000 | 0-0 | .000 | 0 | 2 | 2 | 1-0 | 1 | 0 | 0 | 0 | 3 |
| 03-06 | USC | 1-0 | 21:11 | 4-7 | .571 | 2-2 | 1.000 | 1-2 | .500 | 0 | 2 | 2 | 2-0 | 1 | 0 | 0 | 0 | 11 |
| 03-11 | vs. Oregon State | 1-0 | 23:05 | 3-8 | .375 | 1-5 | .200 | 2-4 | .500 | 0 | 2 | 2 | 3-0 | 0 | 0 | 0 | 2 | 9 |
| 03-18 | vs. Michigan State | 1-0 | 14:45 | 1-1 | 1.000 | 1-1 | 1.000 | 0-0 | .000 | 0 | 1 | 1 | 0-0 | 0 | 0 | 0 | 1 | 3 |
| 03-20 | vs. BYU | 1-0 | 11:46 | 2-3 | .667 | 0-0 | .000 | 0-0 | .000 | 0 | 1 | 1 | 1-0 | 0 | 0 | 0 | 0 | 4 |
| 03-22 | vs. Abilene Christian | 1-0 | 18:19 | 1-4 | .250 | 1-4 | .250 | 0-0 | .000 | 0 | 3 | 3 | 1-0 | 1 | 1 | 0 | 0 | 3 |
| 03-28 | vs. Alabama | 1-0 | 20:22 | 4-5 | .800 | 3-4 | .750 | 4-5 | .800 | 0 | 3 | 3 | 1-0 | 0 | 0 | 0 | 0 | 15 |
| 03-30 | vs. Michigan | 1-0 | 5:22 | 0-1 | .000 | 0-0 | .000 | 0-0 | .000 | 0 | 1 | 1 | 0-0 | 1 | 0 | 0 | 0 | 0 |
| 04-03 | vs. Gonzaga | 1-0 | 31:43 | 1-1 | 1.000 | 1-1 | 1.000 | 0-0 | .000 | 1 | 2 | 3 | 1-0 | 1 | 0 | 0 | 0 | 3 |
| TOTALS | | 32-1 | 549:04 | 51-113 | .451 | 40-84 | .476 | 9-13 | .692 | 3 | 51 | 54 | 29-0 | 20 | 11 | 0 | 12 | 151 |

DAVID SINGLETON'S 2019-20 GAME-BY-GAME STATISTICS


| DATE | OPP | G-GS | MIN | FG-FGA | PCT | 3FG-A | PCT | FT-FTA | PCT | OR | DR | TOT | PF-DQ | A | TO | BS | S | PTS |
|-------|--------------------|------|-----|--------|------|-------|------|--------|-------|----|----|-----|-------|---|----|----|---|-----|
| 11-06 | Long Beach State | 1-0 | 13 | 0-2 | .000 | 0-1 | .000 | 3-4 | .750 | 0 | 2 | 2 | 2-0 | 3 | 3 | 1 | 2 | 3 |
| 11-10 | UC Santa Barbara | 1-0 | 5 | 0-0 | .000 | 0-0 | .000 | 0-0 | .000 | 0 | 0 | 0 | 0-0 | 0 | 0 | 0 | 0 | 0 |
| 11-15 | UNLV | 1-0 | 16 | 1-3 | .333 | 1-3 | .333 | 0-0 | .000 | 0 | 2 | 2 | 1-0 | 0 | 0 | 0 | 1 | 3 |
| 11-18 | Southern Utah | 1-0 | 18 | 0-1 | .000 | 0-1 | .000 | 2-2 | 1.000 | 1 | 4 | 5 | 2-0 | 2 | 0 | 0 | 1 | 2 |
| 11-21 | Hofstra | 1-0 | 16 | 2-3 | .667 | 2-3 | .667 | 2-2 | 1.000 | 0 | 2 | 2 | 2-0 | 1 | 0 | 0 | 0 | 8 |
| 11-25 | vs. BYU | 1-0 | 13 | 0-1 | .000 | 0-1 | .000 | 0-0 | .000 | 0 | 0 | 0 | 0-0 | 0 | 1 | 0 | 0 | 0 |
| 11-26 | vs. Chaminade | 1-0 | 23 | 5-8 | .625 | 5-6 | .833 | 0-0 | .000 | 0 | 3 | 3 | 2-0 | 1 | 0 | 0 | 1 | 15 |
| 11-27 | vs. Michigan State | 1-0 | 12 | 1-2 | .500 | 1-2 | .500 | 0-0 | .000 | 0 | 0 | 0 | 0-0 | 0 | 0 | 0 | 0 | 3 |
| 12-01 | San Jose State | 1-0 | 21 | 1-2 | .500 | 1-2 | .500 | 1-2 | .500 | 0 | 0 | 0 | 1-0 | 2 | 0 | 0 | 1 | 4 |
| 12-08 | Denver | - | DNP | - | - | - | - | - | - | - | - | - | - | - | - | - | - | - |

STUDENT-ATHLETES NOT RETURNING

| DATE | OPP | G-GS | MIN | FG-FGA | PCT | 3FG-A | PCT | FT-FTA | PCT | OR | DR | TOT | PF-DQ | A | TO | BS | S | PTS |
|---------------|---------------------|--------------|------------|---------------|-------------|--------------|-------------|--------------|-------------|----------|-----------|-----------|-------------|-----------|-----------|----------|-----------|------------|
| 12-14 | at Notre Dame | 1-0 | 15 | 2-4 | .500 | 2-4 | .500 | 0-0 | .000 | 0 | 1 | 1 | 0-0 | 0 | 0 | 0 | 0 | 6 |
| 12-21 | vs. North Carolina | 1-0 | 13 | 0-2 | .000 | 0-2 | .000 | 0-0 | .000 | 0 | 2 | 2 | 3-0 | 1 | 1 | 1 | 0 | 0 |
| 12-28 | Cal State Fullerton | 1-0 | 6 | 0-2 | .000 | 0-2 | .000 | 0-0 | .000 | 0 | 0 | 0 | 0-0 | 0 | 0 | 0 | 1 | 0 |
| 01-02 | at Washington | 1-0 | 5 | 0-1 | .000 | 0-1 | .000 | 0-0 | .000 | 0 | 0 | 0 | 1-0 | 0 | 0 | 0 | 0 | 0 |
| 01-04 | at Washington State | 1-0 | 29 | 0-3 | .000 | 0-2 | .000 | 0-0 | .000 | 0 | 4 | 4 | 2-0 | 1 | 0 | 0 | 2 | 0 |
| 01-11 | USC | 1-0 | 6 | 1-1 | 1.000 | 0-0 | .000 | 0-0 | .000 | 0 | 0 | 0 | 0-0 | 0 | 0 | 0 | 0 | 2 |
| 01-15 | Stanford | 1-1 | 32 | 4-9 | .444 | 3-6 | .500 | 0-0 | .000 | 0 | 2 | 2 | 3-0 | 2 | 0 | 1 | 0 | 11 |
| 01-19 | California | 1-1 | 21 | 0-3 | .000 | 0-3 | .000 | 0-0 | .000 | 0 | 0 | 0 | 2-0 | 0 | 2 | 0 | 0 | 0 |
| 01-23 | at Oregon State | 1-1 | 23 | 1-3 | .333 | 0-2 | .000 | 0-0 | .000 | 1 | 3 | 4 | 0-0 | 2 | 0 | 0 | 2 | 2 |
| 01-26 | at Oregon | 1-1 | 36 | 3-8 | .375 | 3-6 | .500 | 0-0 | .000 | 2 | 1 | 3 | 3-0 | 3 | 2 | 0 | 1 | 9 |
| 01-30 | Colorado | 1-1 | 30 | 2-6 | .333 | 1-3 | .333 | 0-0 | .000 | 0 | 1 | 1 | 0-0 | 2 | 0 | 0 | 2 | 5 |
| 02-02 | Utah | 1-1 | 24 | 1-2 | .500 | 1-2 | .500 | 0-0 | .000 | 0 | 3 | 3 | 3-0 | 0 | 1 | 0 | 1 | 3 |
| 02-06 | at Arizona State | 1-1 | 31 | 2-7 | .286 | 2-6 | .333 | 0-0 | .000 | 0 | 3 | 3 | 1-0 | 0 | 0 | 0 | 1 | 6 |
| 02-08 | at Arizona | 1-1 | 24 | 2-4 | .500 | 2-3 | .667 | 0-0 | .000 | 0 | 3 | 3 | 1-0 | 1 | 0 | 0 | 0 | 6 |
| 02-13 | Washington State | 1-1 | 33 | 2-8 | .250 | 2-7 | .286 | 0-0 | .000 | 0 | 3 | 3 | 3-0 | 4 | 1 | 0 | 0 | 6 |
| 02-15 | Washington | 1-1 | 29 | 4-9 | .444 | 4-9 | .444 | 2-2 | 1.000 | 0 | 3 | 3 | 1-0 | 1 | 1 | 0 | 2 | 14 |
| 02-20 | at Utah | 1-1 | 35 | 3-7 | .429 | 3-6 | .500 | 0-0 | .000 | 1 | 1 | 2 | 1-0 | 0 | 1 | 0 | 1 | 9 |
| 02-22 | at Colorado | 1-1 | 18 | 0-3 | .000 | 0-3 | .000 | 0-0 | .000 | 0 | 2 | 2 | 1-0 | 1 | 0 | 0 | 0 | 0 |
| 02-27 | Arizona State | 1-1 | 13 | 0-3 | .000 | 0-2 | .000 | 0-0 | .000 | 0 | 3 | 3 | 1-0 | 2 | 1 | 0 | 0 | 0 |
| 02-29 | Arizona | 1-0 | 20 | 1-3 | .333 | 0-2 | .000 | 2-2 | 1.000 | 0 | 1 | 1 | 1-0 | 1 | 0 | 0 | 0 | 4 |
| 03-07 | at USC | 1-1 | 24 | 1-3 | .333 | 1-2 | .500 | 0-0 | .000 | 0 | 1 | 1 | 1-0 | 1 | 0 | 0 | 1 | 3 |
| TOTALS | | 30-14 | 604 | 39-113 | .345 | 34-92 | .370 | 12-14 | .857 | 5 | 50 | 55 | 38-0 | 31 | 14 | 3 | 20 | 124 |

DAVID SINGLETON'S 2018-19 GAME-BY-GAME STATISTICS

| DATE | OPP | G-GS | MIN | FG-FGA | PCT | 3FG-A | PCT | FT-FTA | PCT | OR | DR | TOT | PF-DQ | A | TO | BS | S | PTS |
|---------------|---------------------|-------------|------------|---------------|-------------|--------------|-------------|--------------|-------------|----------|-----------|-----------|-----------|-----------|-----------|----------|-----------|------------|
| 11-06 | Purdue Fort Wayne | 1-0 | 16 | 2-4 | .500 | 0-1 | .000 | 0-0 | .000 | 0 | 1 | 1 | 2-0 | 0 | 1 | 0 | 1 | 4 |
| 11-09 | Long Beach State | 1-0 | 19 | 3-5 | .600 | 3-4 | .750 | 1-2 | .500 | 0 | 1 | 1 | 2-0 | 2 | 1 | 0 | 0 | 10 |
| 11-16 | Saint Francis U | 1-0 | 19 | 1-2 | .500 | 1-2 | .500 | 0-0 | .000 | 0 | 4 | 4 | 2-0 | 3 | 0 | 0 | 1 | 3 |
| 11-19 | Presbyterian | 1-0 | 12 | 0-0 | .000 | 0-0 | .000 | 0-0 | .000 | 0 | 2 | 2 | 1-0 | 0 | 0 | 0 | 1 | 0 |
| 11-22 | vs. Michigan State | 1-0 | 19 | 1-1 | 1.000 | 1-1 | 1.000 | 2-3 | .667 | 0 | 3 | 3 | 0-0 | 0 | 0 | 0 | 1 | 5 |
| 11-23 | vs. North Carolina | 1-0 | 15 | 1-1 | 1.000 | 1-1 | 1.000 | 0-0 | .000 | 0 | 0 | 0 | 0-0 | 0 | 0 | 0 | 1 | 3 |
| 11-28 | Hawai'i | 1-0 | 15 | 0-0 | .000 | 0-0 | .000 | 1-2 | .500 | 0 | 2 | 2 | 1-0 | 0 | 0 | 0 | 1 | 1 |
| 12-02 | Loyola Marymount | 1-0 | 16 | 0-0 | .000 | 0-0 | .000 | 2-2 | 1.000 | 0 | 3 | 3 | 1-0 | 0 | 1 | 0 | 1 | 2 |
| 12-08 | Notre Dame | 1-0 | 10 | 1-4 | .250 | 1-2 | .500 | 1-2 | .500 | 0 | 0 | 0 | 1-0 | 0 | 0 | 0 | 0 | 4 |
| 12-15 | Belmont | 1-0 | 9 | 1-3 | .333 | 1-3 | .333 | 0-0 | .000 | 0 | 1 | 1 | 1-0 | 0 | 0 | 0 | 0 | 3 |
| 12-19 | at Cincinnati | 1-0 | 14 | 1-3 | .333 | 1-3 | .333 | 2-2 | 1.000 | 0 | 0 | 0 | 1-0 | 0 | 0 | 0 | 0 | 5 |
| 12-22 | vs. Ohio State | 1-0 | 17 | 0-0 | .000 | 0-0 | .000 | 0-0 | .000 | 0 | 1 | 1 | 1-0 | 1 | 1 | 1 | 0 | 0 |
| 12-29 | Liberty | 1-0 | 20 | 3-8 | .375 | 0-2 | .000 | 1-1 | 1.000 | 0 | 2 | 2 | 0-0 | 2 | 0 | 0 | 1 | 7 |
| 01-03 | Stanford | 1-0 | 19 | 4-6 | .667 | 2-3 | .667 | 3-3 | 1.000 | 0 | 0 | 0 | 1-0 | 3 | 0 | 0 | 0 | 13 |
| 01-05 | California | 1-0 | 24 | 5-7 | .714 | 3-4 | .750 | 1-2 | .500 | 0 | 1 | 1 | 0-0 | 2 | 1 | 0 | 1 | 14 |
| 01-10 | at Oregon | 1-0 | 14 | 1-5 | .200 | 0-2 | .000 | 0-0 | .000 | 0 | 1 | 1 | 0-0 | 0 | 1 | 1 | 2 | 2 |
| 01-13 | at Oregon State | 1-0 | 14 | 0-2 | .000 | 0-2 | .000 | 1-2 | .500 | 0 | 1 | 1 | 0-0 | 2 | 0 | 0 | 0 | 1 |
| 01-19 | at USC | 1-0 | 9 | 0-0 | .000 | 0-0 | .000 | 0-0 | .000 | 0 | 0 | 0 | 0-0 | 0 | 0 | 0 | 0 | 0 |
| 01-24 | Arizona State | 1-0 | 17 | 3-7 | .429 | 2-5 | .400 | 0-0 | .000 | 0 | 0 | 0 | 2-0 | 0 | 0 | 0 | 0 | 8 |
| 01-26 | Arizona | 1-0 | 14 | 2-4 | .500 | 0-2 | .000 | 1-1 | 1.000 | 0 | 0 | 0 | 2-0 | 1 | 0 | 0 | 1 | 5 |
| 01-30 | at Washington State | 1-0 | 14 | 2-3 | .667 | 2-3 | .667 | 0-0 | .000 | 0 | 0 | 0 | 1-0 | 0 | 0 | 0 | 0 | 6 |
| 02-02 | at Washington | 1-0 | 11 | 0-1 | .000 | 0-0 | .000 | 0-0 | .000 | 1 | 1 | 2 | 0-0 | 0 | 1 | 2 | 1 | 0 |
| 02-06 | Colorado | 1-0 | 12 | 0-1 | .000 | 0-1 | .000 | 1-2 | .500 | 0 | 1 | 1 | 0-0 | 1 | 0 | 0 | 1 | 1 |
| 02-09 | Utah | 1-0 | 25 | 2-6 | .333 | 0-2 | .000 | 4-6 | .667 | 0 | 1 | 1 | 1-0 | 3 | 0 | 0 | 0 | 8 |
| 02-13 | at California | 1-0 | 30 | 4-7 | .571 | 4-7 | .571 | 0-0 | .000 | 0 | 2 | 2 | 0-0 | 3 | 0 | 0 | 0 | 12 |
| 02-16 | at Stanford | 1-0 | 15 | 1-4 | .250 | 1-2 | .500 | 0-0 | .000 | 0 | 1 | 1 | 1-0 | 1 | 0 | 0 | 0 | 3 |
| 02-21 | Oregon State | 1-1 | 28 | 2-4 | .500 | 2-3 | .667 | 2-3 | .667 | 0 | 1 | 1 | 2-0 | 3 | 2 | 0 | 0 | 8 |
| 02-23 | Oregon | 1-1 | 18 | 2-4 | .500 | 2-3 | .667 | 0-0 | .000 | 0 | 0 | 0 | 1-0 | 3 | 0 | 0 | 1 | 6 |
| 02-28 | USC | 1-1 | 22 | 3-4 | .750 | 3-4 | .750 | 0-0 | .000 | 0 | 0 | 0 | 1-0 | 0 | 1 | 0 | 1 | 9 |
| 03-07 | at Colorado | 1-1 | 15 | 1-4 | .250 | 1-3 | .333 | 0-0 | .000 | 0 | 0 | 0 | 1-0 | 1 | 0 | 0 | 0 | 3 |
| 03-09 | at Utah | 1-0 | 24 | 5-11 | .455 | 3-7 | .429 | 0-0 | .000 | 1 | 1 | 2 | 2-0 | 1 | 2 | 1 | 1 | 13 |
| 03-13 | vs. Stanford | 1-1 | 33 | 2-7 | .286 | 1-3 | .333 | 3-5 | .600 | 1 | 5 | 6 | 5-1 | 1 | 0 | 0 | 0 | 8 |
| 03-14 | vs. Arizona State | - | DNP | - | - | - | - | - | - | - | - | - | - | - | - | - | - | - |
| TOTALS | | 32-5 | 559 | 53-118 | .449 | 35-75 | .467 | 26-38 | .684 | 3 | 36 | 39 | 33 | 33 | 12 | 5 | 17 | 167 |



RUSSELL STONG

6-3 / 200 / Guard
 Fifth-Year Senior in 2022-23
 Northridge, Calif.
 Crespi High School

CAREER

Played in 37 games, making one start, through five seasons ... was named to the Pac-12 Conference's Winter Academic Honor Roll in four consecutive seasons (2020-23) ... took advantage of an extra year of eligibility that was afforded to players who saw the 2020-21 season interrupted by the COVID-19 pandemic.

2022-23

Played in 11 games, making one start ... totaled four points and eight rebounds in 22 minutes ... earned the start on "Senior Night" as the Bruins defeated Arizona (March 4) ... was named to the Pac-12 Conference's Winter Academic Honor Roll for the fourth consecutive season ... was recognized by the NABC as a selection to the annual "Honors Court" for the third straight year (the Honors Court celebrates student-athletes for high achievement in the classroom) ... was named one of UCLA's two Scholar-Athletes of the Year in 2023 and served as one of two senior class speakers during the Bruins' student-athlete graduation ceremony in Pauley Pavilion (June 15, 2023).

2021-22

Played in 12 games ... recorded three points, four rebounds and one assist in 22 minutes ... made his first career 3-point field goal in the Bruins' home victory against California (Jan. 27) ... was named to the Pac-12 Conference's Winter Academic Honor Roll for the third straight season ... in June of 2022, was named to UCLA's year-end "All-Academic Team" for the third consecutive year (the all-academic team is comprised of the individual from each UCLA athletic team with the highest cumulative GPA) ... was also honored by the NABC as a selection to the annual "Honors Court" for the second consecutive season.

2020-21

Played in five games ... recorded one rebound and one assist in six minutes ... saw action in a pair of NCAA Tournament games - against BYU (March 20) and Abilene Christian (March 22) ... was honored with the NCAA's Elite 90 award at the Final Four in Indianapolis ... the Elite 90 award honors an individual who has reached the pinnacle of

competition at the national championship level while also achieving the highest academic standards among their peers ... was named to the Pac-12 Conference's Winter Academic Honor Roll ... was honored by the NABC as a selection to the annual "Honors Court" and was named to UCLA's year-end "All-Academic Team" for the second straight season.

2019-20

Played in five games ... totaled two points in seven minutes ... scored his first collegiate points in the win over San Jose State (Dec. 1) ... was named to the Pac-12 Conference's Winter Academic Honor Roll ... was named to UCLA's year-end "All-Academic Team."

2018-19

Played in four games ... had two shot attempts through six minutes ... made his collegiate debut in the Bruins' victory against Stanford (Jan. 3).

HIGH SCHOOL

Was a three-year varsity basketball and varsity volleyball letterwinner at Crespi High School (Encino, Calif.) ... played for head coach Russell White (basketball) and Scott Christopher (volleyball) ... as a senior, averaged 7.4 points, 3.3 rebounds and 2.0 assists per game ... shot 45 percent from the field ... guided Crespi to a 27-5 record during his senior year and a perfect 12-0 mark in Mission League play ... was one of the Los Angeles region's top seniors invited to compete in the "War on the Floor" senior showcase at Burroughs High School (Burbank, Calif.) in March 2018 ... during his sophomore season (2015-16), Crespi went 33-4 and captured the CIF Southern Section Division I state championship ... also competed for the Open Gym Premier (OGP) Kings club basketball program in Thousand Oaks, Calif. ... as a volleyball player at Crespi, competed as an outside hitter.

PERSONAL

Full name: Russell John Stong IV ... is the son of Russ and Candice Stong ... graduated with undergraduate degrees in mechanical engineering and business economics.

RUSSELL STONG'S CAREER HIGHS

- Points: 3 vs. California (Jan. 27, 2022)
- Rebounds: 2 vs. Norfolk State (Nov. 14, 2022)
- Assists: 1 (twice), last vs. North Florida (Nov. 17, 2021)
- Steals: -
- Blocks: -
- FGM: 1 (twice), last vs. California (Jan. 27, 2022)
- FGA: 2 vs. San Jose State (Dec. 1, 2019)
- 3P-FGM: 1 vs. California (Jan. 27, 2022)
- 3P-FGA: 1 (6 times), last vs. Norfolk State (Nov. 14, 2022)
- FTM: 2 vs. Norfolk State (Nov. 14, 2022)
- FTA: 2 vs. Norfolk State (Nov. 14, 2022)
- Minutes: 4 (twice), last vs. Norfolk State (Nov. 14, 2022)

RUSSELL STONG'S CAREER STATISTICS

| Season | Yr. | G-GS | MIN | MPG | FG-FGA | PCT | 3FG-A | PCT | FT-FTA | PCT | OR | DR | TOT | RPG | PF-DQ | A | TO | BS | S | PTS | PPG |
|---------------|-----|-------------|-----------|------------|-------------|-------------|------------|-------------|------------|-------------|----------|-----------|-----------|------------|------------|----------|----------|----------|----------|----------|------------|
| 2018-19 | FR | 4-0 | 6 | 1.5 | 0-2 | .000 | 0-1 | .000 | 0-0 | .000 | 0 | 0 | 0 | 0.0 | 0-0 | 0 | 1 | 0 | 0 | 0 | 0.0 |
| 2019-20 | SO | 5-0 | 7 | 1.4 | 1-2 | .500 | 0-1 | .000 | 0-0 | .000 | 0 | 0 | 0 | 0.0 | 1-0 | 0 | 0 | 0 | 0 | 2 | 0.4 |
| 2020-21 | JR | 5-0 | 6 | 1.1 | 0-0 | .000 | 0-0 | .000 | 0-0 | .000 | 0 | 1 | 1 | 0.2 | 0-0 | 1 | 0 | 0 | 0 | 0 | 0.0 |
| 2021-22 | SR | 12-0 | 22 | 1.9 | 1-3 | .333 | 1-3 | .333 | 0-0 | .000 | 0 | 4 | 4 | 0.3 | 3-0 | 1 | 3 | 0 | 0 | 3 | 0.3 |
| 2022-23 | 5th | 11-1 | 22 | 2.0 | 0-6 | .000 | 0-4 | .000 | 4-5 | .800 | 1 | 7 | 8 | 0.7 | 1-0 | 0 | 0 | 0 | 0 | 4 | 0.4 |
| CAREER | | 37-1 | 63 | 1.7 | 2-13 | .154 | 1-9 | .111 | 4-5 | .800 | 1 | 12 | 13 | 0.4 | 5-0 | 2 | 4 | 0 | 0 | 9 | 0.2 |

RUSSELL STONG'S 2022-23 GAME-BY-GAME STATISTICS

| DATE | OPP | G-GS | MIN | FG-FGA | PCT | 3FG-A | PCT | FT-FTA | PCT | OR | DR | TOT | PF-DQ | A | TO | BS | S | PTS |
|-------|---------------------|------|------|--------|------|-------|------|--------|-------|----|----|-----|-------|---|----|----|---|-----|
| 11-07 | Sacramento State | 1-0 | 1:22 | 0-1 | .000 | 0-0 | .000 | 0-0 | .000 | 0 | 0 | 0 | 0-0 | 0 | 0 | 0 | 0 | 0 |
| 11-11 | Long Beach State | 1-0 | 1:29 | 0-0 | .000 | 0-0 | .000 | 0-0 | .000 | 0 | 0 | 0 | 0-0 | 0 | 0 | 0 | 0 | 0 |
| 11-14 | Norfolk State | 1-0 | 4:23 | 0-1 | .000 | 0-1 | .000 | 2-2 | 1.000 | 0 | 2 | 2 | 0-0 | 0 | 0 | 0 | 0 | 2 |
| 11-18 | vs. Illinois | - | DNP | - | - | - | - | - | - | - | - | - | - | - | - | - | - | - |
| 11-20 | vs. Baylor | - | DNP | - | - | - | - | - | - | - | - | - | - | - | - | - | - | - |
| 11-23 | Pepperdine | 1-0 | 3:52 | 0-1 | .000 | 0-0 | .000 | 1-1 | 1.000 | 0 | 1 | 1 | 1-0 | 0 | 0 | 0 | 0 | 1 |
| 11-27 | Bellarmine | - | DNP | - | - | - | - | - | - | - | - | - | - | - | - | - | - | - |
| 12-01 | at Stanford | - | DNP | - | - | - | - | - | - | - | - | - | - | - | - | - | - | - |
| 12-04 | Oregon | - | DNP | - | - | - | - | - | - | - | - | - | - | - | - | - | - | - |
| 12-10 | Denver | 1-0 | 1:13 | 0-1 | .000 | 0-1 | .000 | 0-0 | .000 | 1 | 0 | 1 | 0-0 | 0 | 0 | 0 | 0 | 0 |
| 12-14 | at Maryland | 1-0 | 2:20 | 0-0 | .000 | 0-0 | .000 | 0-0 | .000 | 0 | 1 | 1 | 0-0 | 0 | 0 | 0 | 0 | 0 |
| 12-17 | vs. Kentucky | - | DNP | - | - | - | - | - | - | - | - | - | - | - | - | - | - | - |
| 12-21 | UC Davis | - | DNP | - | - | - | - | - | - | - | - | - | - | - | - | - | - | - |
| 12-30 | at Washington State | - | DNP | - | - | - | - | - | - | - | - | - | - | - | - | - | - | - |
| 01-01 | at Washington | - | DNP | - | - | - | - | - | - | - | - | - | - | - | - | - | - | - |

STUDENT-ATHLETES NOT RETURNING

| DATE | OPP | G-GS | MIN | FG-FGA | PCT | 3FG-A | PCT | FT-FTA | PCT | OR | DR | TOT | PF-DQ | A | TO | BS | S | PTS |
|---------------|-------------------|-------------|--------------|------------|-------------|------------|-------------|------------|-------------|----------|----------|----------|------------|----------|----------|----------|----------|----------|
| 01-05 | USC | - | DNP | - | - | - | - | - | - | - | - | - | - | - | - | - | - | - |
| 01-12 | Utah | - | DNP | - | - | - | - | - | - | - | - | - | - | - | - | - | - | - |
| 01-14 | Colorado | - | DNP | - | - | - | - | - | - | - | - | - | - | - | - | - | - | - |
| 01-19 | at Arizona State | - | DNP | - | - | - | - | - | - | - | - | - | - | - | - | - | - | - |
| 01-21 | at Arizona | - | DNP | - | - | - | - | - | - | - | - | - | - | - | - | - | - | - |
| 01-26 | at USC | - | DNP | - | - | - | - | - | - | - | - | - | - | - | - | - | - | - |
| 02-02 | Washington | - | DNP | - | - | - | - | - | - | - | - | - | - | - | - | - | - | - |
| 02-04 | Washington State | 1-0 | 1:11 | 0-0 | .000 | 0-0 | .000 | 0-0 | .000 | 0 | 0 | 0 | 0-0 | 0 | 0 | 0 | 0 | 0 |
| 02-09 | at Oregon State | - | DNP | - | - | - | - | - | - | - | - | - | - | - | - | - | - | - |
| 02-11 | at Oregon | - | DNP | - | - | - | - | - | - | - | - | - | - | - | - | - | - | - |
| 02-16 | Stanford | - | DNP | - | - | - | - | - | - | - | - | - | - | - | - | - | - | - |
| 02-18 | California | 1-0 | 2:00 | 0-1 | .000 | 0-1 | .000 | 1-2 | .500 | 0 | 1 | 1 | 0-0 | 0 | 0 | 0 | 0 | 1 |
| 02-23 | at Utah | - | DNP | - | - | - | - | - | - | - | - | - | - | - | - | - | - | - |
| 02-26 | at Colorado | - | DNP | - | - | - | - | - | - | - | - | - | - | - | - | - | - | - |
| 03-02 | Arizona State | 1-0 | 0:51 | 0-0 | .000 | 0-0 | .000 | 0-0 | .000 | 0 | 0 | 0 | 0-0 | 0 | 0 | 0 | 0 | 0 |
| 03-04 | Arizona | 1-1 | 1:39 | 0-0 | .000 | 0-0 | .000 | 0-0 | .000 | 0 | 1 | 1 | 0-0 | 0 | 0 | 0 | 0 | 0 |
| 03-09 | vs. Colorado | - | DNP | - | - | - | - | - | - | - | - | - | - | - | - | - | - | - |
| 03-10 | vs. Oregon | - | DNP | - | - | - | - | - | - | - | - | - | - | - | - | - | - | - |
| 03-11 | vs. Arizona | - | DNP | - | - | - | - | - | - | - | - | - | - | - | - | - | - | - |
| 03-16 | vs. UNC Asheville | 1-0 | 1:46 | 0-1 | .000 | 0-1 | .000 | 0-0 | .000 | 0 | 1 | 1 | 0-0 | 0 | 0 | 0 | 0 | 0 |
| 03-18 | vs. Northwestern | - | DNP | - | - | - | - | - | - | - | - | - | - | - | - | - | - | - |
| TOTALS | | 11-1 | 22:06 | 0-6 | .000 | 0-4 | .000 | 4-5 | .800 | 1 | 7 | 8 | 1-0 | 0 | 0 | 0 | 0 | 4 |

RUSSELL STONG'S 2021-22 GAME-BY-GAME STATISTICS

| DATE | OPP | G-GS | MIN | FG-FGA | PCT | 3FG-A | PCT | FT-FTA | PCT | OR | DR | TOT | PF-DQ | A | TO | BS | S | PTS |
|---------------|----------------------|-------------|--------------|------------|-------------|------------|-------------|------------|-------------|----------|----------|----------|------------|----------|----------|----------|----------|----------|
| 11-09 | CSU Bakersfield | 1-0 | 2:31 | 0-0 | .000 | 0-0 | .000 | 0-0 | .000 | 0 | 0 | 0 | 0-0 | 0 | 1 | 0 | 0 | 0 |
| 11-12 | Villanova | - | DNP | - | - | - | - | - | - | - | - | - | - | - | - | - | - | - |
| 11-15 | Long Beach State | 1-0 | 0:50 | 0-0 | .000 | 0-0 | .000 | 0-0 | .000 | 0 | 0 | 0 | 0-0 | 0 | 0 | 0 | 0 | 0 |
| 11-17 | North Florida | 1-0 | 2:24 | 0-0 | .000 | 0-0 | .000 | 0-0 | .000 | 0 | 1 | 1 | 0-0 | 1 | 0 | 0 | 0 | 0 |
| 11-22 | vs. Bellarmine | - | DNP | - | - | - | - | - | - | - | - | - | - | - | - | - | - | - |
| 11-23 | vs. Gonzaga | - | DNP | - | - | - | - | - | - | - | - | - | - | - | - | - | - | - |
| 11-27 | at UNLV | 1-0 | 0:50 | 0-0 | .000 | 0-0 | .000 | 0-0 | .000 | 0 | 0 | 0 | 0-0 | 0 | 0 | 0 | 0 | 0 |
| 12-01 | Colorado | - | DNP | - | - | - | - | - | - | - | - | - | - | - | - | - | - | - |
| 12-11 | at Marquette | - | DNP | - | - | - | - | - | - | - | - | - | - | - | - | - | - | - |
| 01-06 | Long Beach State | 1-0 | 1:51 | 0-0 | .000 | 0-0 | .000 | 0-0 | .000 | 0 | 1 | 1 | 0-0 | 0 | 0 | 0 | 0 | 0 |
| 01-08 | at California | - | DNP | - | - | - | - | - | - | - | - | - | - | - | - | - | - | - |
| 01-13 | Oregon | - | DNP | - | - | - | - | - | - | - | - | - | - | - | - | - | - | - |
| 01-15 | Oregon State | - | DNP | - | - | - | - | - | - | - | - | - | - | - | - | - | - | - |
| 01-20 | at Utah | - | DNP | - | - | - | - | - | - | - | - | - | - | - | - | - | - | - |
| 01-22 | at Colorado | - | DNP | - | - | - | - | - | - | - | - | - | - | - | - | - | - | - |
| 01-25 | Arizona | - | DNP | - | - | - | - | - | - | - | - | - | - | - | - | - | - | - |
| 01-27 | California | 1-0 | 1:42 | 1-1 | 1.000 | 1-1 | 1.000 | 0-0 | .000 | 0 | 1 | 1 | 0-0 | 0 | 0 | 0 | 0 | 3 |
| 01-29 | Stanford | 1-0 | 2:47 | 0-0 | .000 | 0-0 | .000 | 0-0 | .000 | 0 | 1 | 1 | 0-0 | 0 | 0 | 0 | 0 | 0 |
| 02-03 | at Arizona | - | DNP | - | - | - | - | - | - | - | - | - | - | - | - | - | - | - |
| 02-05 | at Arizona State | - | DNP | - | - | - | - | - | - | - | - | - | - | - | - | - | - | - |
| 02-08 | at Stanford | - | DNP | - | - | - | - | - | - | - | - | - | - | - | - | - | - | - |
| 02-12 | at USC | - | DNP | - | - | - | - | - | - | - | - | - | - | - | - | - | - | - |
| 02-17 | Washington State | 1-0 | 1:39 | 0-1 | .000 | 0-1 | .000 | 0-0 | .000 | 0 | 0 | 0 | 0-0 | 0 | 0 | 0 | 0 | 0 |
| 02-19 | Washington | 1-0 | 2:18 | 0-0 | .000 | 0-0 | .000 | 0-0 | .000 | 0 | 0 | 0 | 1-0 | 0 | 1 | 0 | 0 | 0 |
| 02-21 | Arizona State | - | DNP | - | - | - | - | - | - | - | - | - | - | - | - | - | - | - |
| 02-24 | at Oregon | - | DNP | - | - | - | - | - | - | - | - | - | - | - | - | - | - | - |
| 02-26 | at Oregon State | 1-0 | 4:16 | 0-0 | .000 | 0-0 | .000 | 0-0 | .000 | 0 | 0 | 0 | 2-0 | 0 | 0 | 0 | 0 | 0 |
| 02-28 | at Washington | - | DNP | - | - | - | - | - | - | - | - | - | - | - | - | - | - | - |
| 03-05 | USC | - | DNP | - | - | - | - | - | - | - | - | - | - | - | - | - | - | - |
| 03-10 | vs. Washington State | 1-0 | 1:02 | 0-1 | .000 | 0-1 | .000 | 0-0 | .000 | 0 | 0 | 0 | 0-0 | 0 | 1 | 0 | 0 | 0 |
| 03-11 | vs. USC | - | DNP | - | - | - | - | - | - | - | - | - | - | - | - | - | - | - |
| 03-12 | vs. Arizona | - | DNP | - | - | - | - | - | - | - | - | - | - | - | - | - | - | - |
| 03-17 | vs. Akron | - | DNP | - | - | - | - | - | - | - | - | - | - | - | - | - | - | - |
| 03-19 | vs. Saint Mary's | 1-0 | 0:13 | 0-0 | .000 | 0-0 | .000 | 0-0 | .000 | 0 | 0 | 0 | 0-0 | 0 | 0 | 0 | 0 | 0 |
| 03-25 | vs. North Carolina | - | DNP | - | - | - | - | - | - | - | - | - | - | - | - | - | - | - |
| TOTALS | | 12-0 | 22:22 | 1-3 | .500 | 1-3 | .500 | 0-0 | .000 | 0 | 4 | 4 | 3-0 | 1 | 3 | 0 | 0 | 3 |

RUSSELL STONG'S 2020-21 GAME-BY-GAME STATISTICS

| DATE | OPP | G-GS | MIN | FG-FGA | PCT | 3FG-A | PCT | FT-FTA | PCT | OR | DR | TOT | PF-DQ | A | TO | BS | S | PTS |
|-------|--------------------|------|------|--------|------|-------|------|--------|------|----|----|-----|-------|---|----|----|---|-----|
| 11-25 | at San Diego State | - | DNP | - | - | - | - | - | - | - | - | - | - | - | - | - | - | - |
| 11-27 | vs. Pepperdine | - | DNP | - | - | - | - | - | - | - | - | - | - | - | - | - | - | - |
| 12-03 | Seattle | 1-0 | 1:10 | 0-0 | .000 | 0-0 | .000 | 0-0 | .000 | 0 | 0 | 0 | 0-0 | 0 | 0 | 0 | 0 | 0 |
| 12-06 | California | - | DNP | - | - | - | - | - | - | - | - | - | - | - | - | - | - | - |

STUDENT-ATHLETES NOT RETURNING

| DATE | OPP | G-GS | MIN | FG-FGA | PCT | 3FG-A | PCT | FT-FTA | PCT | OR | DR | TOT | PF-DQ | A | TO | BS | S | PTS |
|---------------|-----------------------|------------|-------------|------------|-------------|------------|-------------|------------|-------------|----------|----------|----------|------------|----------|----------|----------|----------|----------|
| 12-09 | San Diego | 1-0 | 1:29 | 0-0 | .000 | 0-0 | .000 | 0-0 | .000 | 0 | 0 | 0 | 0-0 | 1 | 0 | 0 | 0 | 0 |
| 12-11 | Marquette | - | DNP | - | - | - | - | - | - | - | - | - | - | - | - | - | - | - |
| 12-19 | vs. Ohio State | - | DNP | - | - | - | - | - | - | - | - | - | - | - | - | - | - | - |
| 12-31 | Utah | - | DNP | - | - | - | - | - | - | - | - | - | - | - | - | - | - | - |
| 01-02 | Colorado | - | DNP | - | - | - | - | - | - | - | - | - | - | - | - | - | - | - |
| 01-07 | at Arizona State | - | DNP | - | - | - | - | - | - | - | - | - | - | - | - | - | - | - |
| 01-09 | at Arizona | - | DNP | - | - | - | - | - | - | - | - | - | - | - | - | - | - | - |
| 01-14 | Washington State | 1-0 | 2:55 | 0-0 | .000 | 0-0 | .000 | 0-0 | .000 | 0 | 1 | 1 | 0-0 | 0 | 0 | 0 | 0 | 0 |
| 01-16 | Washington | - | DNP | - | - | - | - | - | - | - | - | - | - | - | - | - | - | - |
| 01-21 | at California | - | DNP | - | - | - | - | - | - | - | - | - | - | - | - | - | - | - |
| 01-23 | at Stanford | - | DNP | - | - | - | - | - | - | - | - | - | - | - | - | - | - | - |
| 01-30 | Oregon State | - | DNP | - | - | - | - | - | - | - | - | - | - | - | - | - | - | - |
| 02-06 | at USC | - | DNP | - | - | - | - | - | - | - | - | - | - | - | - | - | - | - |
| 02-11 | at Washington State | - | DNP | - | - | - | - | - | - | - | - | - | - | - | - | - | - | - |
| 02-13 | at Washington | - | DNP | - | - | - | - | - | - | - | - | - | - | - | - | - | - | - |
| 02-18 | Arizona | - | DNP | - | - | - | - | - | - | - | - | - | - | - | - | - | - | - |
| 02-20 | Arizona State | - | DNP | - | - | - | - | - | - | - | - | - | - | - | - | - | - | - |
| 02-25 | at Utah | - | DNP | - | - | - | - | - | - | - | - | - | - | - | - | - | - | - |
| 02-27 | at Colorado | - | DNP | - | - | - | - | - | - | - | - | - | - | - | - | - | - | - |
| 03-03 | at Oregon | - | DNP | - | - | - | - | - | - | - | - | - | - | - | - | - | - | - |
| 03-06 | USC | - | DNP | - | - | - | - | - | - | - | - | - | - | - | - | - | - | - |
| 03-11 | vs. Oregon State | - | DNP | - | - | - | - | - | - | - | - | - | - | - | - | - | - | - |
| 03-18 | vs. Michigan State | - | DNP | - | - | - | - | - | - | - | - | - | - | - | - | - | - | - |
| 03-20 | vs. BYU | 1-0 | 0:16 | 0-0 | .000 | 0-0 | .000 | 0-0 | .000 | 0 | 0 | 0 | 0-0 | 0 | 0 | 0 | 0 | 0 |
| 03-22 | vs. Abilene Christian | 1-0 | 0:45 | 0-0 | .000 | 0-0 | .000 | 0-0 | .000 | 0 | 0 | 0 | 0-0 | 0 | 0 | 0 | 0 | 0 |
| 03-28 | vs. Alabama | - | DNP | - | - | - | - | - | - | - | - | - | - | - | - | - | - | - |
| 03-30 | vs. Michigan | - | DNP | - | - | - | - | - | - | - | - | - | - | - | - | - | - | - |
| 04-03 | vs. Gonzaga | - | DNP | - | - | - | - | - | - | - | - | - | - | - | - | - | - | - |
| TOTALS | | 5-0 | 5:35 | 0-0 | .000 | 0-0 | .000 | 0-0 | .000 | 0 | 1 | 1 | 0-0 | 1 | 0 | 0 | 0 | 0 |

RUSSELL STONG'S 2019-20 GAME-BY-GAME STATISTICS

| DATE | OPP | G-GS | MIN | FG-FGA | PCT | 3FG-A | PCT | FT-FTA | PCT | OR | DR | TOT | PF-DQ | A | TO | BS | S | PTS |
|---------------|---------------------|------------|----------|------------|-------------|------------|-------------|------------|-------------|----------|----------|----------|------------|----------|----------|----------|----------|----------|
| 11-06 | Long Beach State | - | DNP | - | - | - | - | - | - | - | - | - | - | - | - | - | - | - |
| 11-10 | UC Santa Barbara | - | DNP | - | - | - | - | - | - | - | - | - | - | - | - | - | - | - |
| 11-15 | UNLV | - | DNP | - | - | - | - | - | - | - | - | - | - | - | - | - | - | - |
| 11-18 | Southern Utah | 1-0 | 1 | 0-0 | .000 | 0-0 | .000 | 0-0 | .000 | 0 | 0 | 0 | 1-0 | 0 | 0 | 0 | 0 | 0 |
| 11-21 | Hofstra | - | DNP | - | - | - | - | - | - | - | - | - | - | - | - | - | - | - |
| 11-25 | vs. BYU | - | DNP | - | - | - | - | - | - | - | - | - | - | - | - | - | - | - |
| 11-26 | vs. Chaminade | - | DNP | - | - | - | - | - | - | - | - | - | - | - | - | - | - | - |
| 11-27 | vs. Michigan State | - | DNP | - | - | - | - | - | - | - | - | - | - | - | - | - | - | - |
| 12-01 | San Jose State | 1-0 | 2 | 1-2 | .500 | 0-1 | .000 | 0-0 | .000 | 0 | 0 | 0 | 0-0 | 0 | 0 | 0 | 0 | 2 |
| 12-08 | Denver | 1-0 | 1 | 0-0 | .000 | 0-0 | .000 | 0-0 | .000 | 0 | 0 | 0 | 0-0 | 0 | 0 | 0 | 0 | 0 |
| 12-14 | at Notre Dame | - | DNP | - | - | - | - | - | - | - | - | - | - | - | - | - | - | - |
| 12-21 | vs. North Carolina | - | DNP | - | - | - | - | - | - | - | - | - | - | - | - | - | - | - |
| 12-28 | Cal State Fullerton | - | DNP | - | - | - | - | - | - | - | - | - | - | - | - | - | - | - |
| 01-02 | Washington | - | DNP | - | - | - | - | - | - | - | - | - | - | - | - | - | - | - |
| 01-04 | at Washington State | - | DNP | - | - | - | - | - | - | - | - | - | - | - | - | - | - | - |
| 01-11 | USC | - | DNP | - | - | - | - | - | - | - | - | - | - | - | - | - | - | - |
| 01-15 | Stanford | - | DNP | - | - | - | - | - | - | - | - | - | - | - | - | - | - | - |
| 01-19 | California | - | DNP | - | - | - | - | - | - | - | - | - | - | - | - | - | - | - |
| 01-23 | at Oregon State | - | DNP | - | - | - | - | - | - | - | - | - | - | - | - | - | - | - |
| 01-26 | at Oregon | 1-0 | 2 | 0-0 | .000 | 0-0 | .000 | 0-0 | .000 | 0 | 0 | 0 | 0-0 | 0 | 0 | 0 | 0 | 0 |
| 01-30 | Colorado | - | DNP | - | - | - | - | - | - | - | - | - | - | - | - | - | - | - |
| 02-02 | Utah | 1-0 | 1 | 0-0 | .000 | 0-0 | .000 | 0-0 | .000 | 0 | 0 | 0 | 0-0 | 0 | 0 | 0 | 0 | 0 |
| 02-06 | at Arizona State | - | DNP | - | - | - | - | - | - | - | - | - | - | - | - | - | - | - |
| 02-08 | at Arizona | - | DNP | - | - | - | - | - | - | - | - | - | - | - | - | - | - | - |
| 02-13 | Washington State | - | DNP | - | - | - | - | - | - | - | - | - | - | - | - | - | - | - |
| 02-15 | Washington | - | DNP | - | - | - | - | - | - | - | - | - | - | - | - | - | - | - |
| 02-20 | at Utah | - | DNP | - | - | - | - | - | - | - | - | - | - | - | - | - | - | - |
| 02-22 | at Colorado | - | DNP | - | - | - | - | - | - | - | - | - | - | - | - | - | - | - |
| 02-27 | Arizona State | - | DNP | - | - | - | - | - | - | - | - | - | - | - | - | - | - | - |
| 02-29 | Arizona | - | DNP | - | - | - | - | - | - | - | - | - | - | - | - | - | - | - |
| 03-07 | at USC | - | DNP | - | - | - | - | - | - | - | - | - | - | - | - | - | - | - |
| TOTALS | | 5-0 | 7 | 1-2 | .500 | 0-1 | .000 | 0-0 | .000 | 0 | 0 | 0 | 1-0 | 0 | 0 | 0 | 0 | 2 |

STUDENT-ATHLETES NOT RETURNING

RUSSELL STONG'S 2018-19 GAME-BY-GAME STATISTICS

| DATE | OPP | G-GS | MIN | FG-FGA | PCT | 3FG-A | PCT | FT-FTA | PCT | OR | DR | TOT | PF-DQ | A | TO | BS | S | PTS |
|---------------|---------------------|-------------|------------|---------------|-------------|--------------|-------------|---------------|-------------|-----------|-----------|------------|--------------|----------|-----------|-----------|----------|------------|
| 11-06 | Purdue Fort Wayne | - | DNP | - | - | - | - | - | - | - | - | - | - | - | - | - | - | - |
| 11-09 | Long Beach State | - | DNP | - | - | - | - | - | - | - | - | - | - | - | - | - | - | - |
| 11-16 | Saint Francis U | - | DNP | - | - | - | - | - | - | - | - | - | - | - | - | - | - | - |
| 11-19 | Presbyterian | - | DNP | - | - | - | - | - | - | - | - | - | - | - | - | - | - | - |
| 11-22 | vs. Michigan State | - | DNP | - | - | - | - | - | - | - | - | - | - | - | - | - | - | - |
| 11-23 | vs. North Carolina | - | DNP | - | - | - | - | - | - | - | - | - | - | - | - | - | - | - |
| 11-28 | Hawai'i | - | DNP | - | - | - | - | - | - | - | - | - | - | - | - | - | - | - |
| 12-02 | Loyola Marymount | - | DNP | - | - | - | - | - | - | - | - | - | - | - | - | - | - | - |
| 12-08 | Notre Dame | - | DNP | - | - | - | - | - | - | - | - | - | - | - | - | - | - | - |
| 12-15 | Belmont | - | DNP | - | - | - | - | - | - | - | - | - | - | - | - | - | - | - |
| 12-19 | at Cincinnati | - | DNP | - | - | - | - | - | - | - | - | - | - | - | - | - | - | - |
| 12-22 | vs. Ohio State | - | DNP | - | - | - | - | - | - | - | - | - | - | - | - | - | - | - |
| 12-29 | Liberty | - | DNP | - | - | - | - | - | - | - | - | - | - | - | - | - | - | - |
| 01-03 | Stanford | 1-0 | 1 | 0-1 | .000 | 0-1 | .000 | 0-0 | .000 | 0 | 0 | 0 | 0-0 | 0 | 1 | 0 | 0 | 0 |
| 01-05 | California | 1-0 | 1 | 0-0 | .000 | 0-0 | .000 | 0-0 | .000 | 0 | 0 | 0 | 0-0 | 0 | 0 | 0 | 0 | 0 |
| 01-10 | at Oregon | - | DNP | - | - | - | - | - | - | - | - | - | - | - | - | - | - | - |
| 01-13 | at Oregon State | - | DNP | - | - | - | - | - | - | - | - | - | - | - | - | - | - | - |
| 01-19 | at USC | - | DNP | - | - | - | - | - | - | - | - | - | - | - | - | - | - | - |
| 01-24 | Arizona State | - | DNP | - | - | - | - | - | - | - | - | - | - | - | - | - | - | - |
| 01-26 | Arizona | 1-0 | 1 | 0-0 | .000 | 0-0 | .000 | 0-0 | .000 | 0 | 0 | 0 | 0-0 | 0 | 0 | 0 | 0 | 0 |
| 01-30 | at Washington State | - | DNP | - | - | - | - | - | - | - | - | - | - | - | - | - | - | - |
| 02-02 | at Washington | - | DNP | - | - | - | - | - | - | - | - | - | - | - | - | - | - | - |
| 02-06 | Colorado | - | DNP | - | - | - | - | - | - | - | - | - | - | - | - | - | - | - |
| 02-09 | Utah | - | DNP | - | - | - | - | - | - | - | - | - | - | - | - | - | - | - |
| 02-13 | at California | - | DNP | - | - | - | - | - | - | - | - | - | - | - | - | - | - | - |
| 02-16 | at Stanford | - | DNP | - | - | - | - | - | - | - | - | - | - | - | - | - | - | - |
| 02-21 | Oregon State | - | DNP | - | - | - | - | - | - | - | - | - | - | - | - | - | - | - |
| 02-23 | Oregon | - | DNP | - | - | - | - | - | - | - | - | - | - | - | - | - | - | - |
| 02-28 | USC | - | DNP | - | - | - | - | - | - | - | - | - | - | - | - | - | - | - |
| 03-07 | at Colorado | 1-0 | 3 | 0-1 | .000 | 0-0 | .000 | 0-0 | .000 | 0 | 0 | 0 | 0-0 | 0 | 0 | 0 | 0 | 0 |
| 03-09 | at Utah | - | DNP | - | - | - | - | - | - | - | - | - | - | - | - | - | - | - |
| 03-13 | vs. Stanford | - | DNP | - | - | - | - | - | - | - | - | - | - | - | - | - | - | - |
| 03-14 | vs. Arizona State | - | DNP | - | - | - | - | - | - | - | - | - | - | - | - | - | - | - |
| TOTALS | | 4-0 | 6 | 0-2 | .000 | 0-1 | .000 | 0-0 | .000 | 0 | 0 | 0 | 0-0 | 0 | 1 | 0 | 0 | 0 |