



UCLA FOOTBALL

UCLA Athletic Communications / J.D. Morgan Center /
325 Westwood Plaza / Los Angeles, CA 90095

Football Contacts:

Steve Rourke / srourke@athletics.ucla.edu / c: (310) 882-8418

Andrew Sinatra / asinatra@athletics.ucla.edu / c: (310) 613-7389

Andrew Wagner / awagner@athletics.ucla.edu / c: (818) 437-3160

STATISTICAL LEADERS

Category	Player	Mark
Passing Yards	Dante Moore	1,139
Passing TDs	Dante Moore	9
Rushing Yards	Carson Steele	413
Rushing TDs	T.J. Harden, Keegan Jones, Collin Schlee, Carson Steele	2
Receiving Yards	J.Michael Sturdivant	334
Receiving TDs	Logan Loya, Josiah Norwood, Carsen Ryan, J.Michael Sturdivant	2
Total Tackles	Darius Muasau	26
Sacks	Laiatu Latu	5.0
Tackles for Loss	Laiatu Latu	8.5
Interceptions	Alex Johnson	3

2023 SCHEDULE

September

Sat. 2	Coastal Carolina	ESPN	W, 27-13
Sat. 9	at San Diego State	CBS	W, 35-10
Sat. 16	North Carolina Central (24)	P12N	W, 59-7
Sat. 23	(11) at Utah* (22)	FOX	L, 7-14

October

Sat. 7	(13) Washington State*	P12N	W, 25-17
Sat. 14	at (15) Oregon State* (18)	FOX	5 p.m.
Sat. 21	at Stanford*	ESPN	7:30 p.m.
Sat. 28	Colorado*	TBD	TBD

November

Sat. 4	at Arizona*	TBD	TBD
Sat. 11	Arizona State*	TBD	TBD
Sat. 18	at USC*	TBD	TBD
Fri. 25	California*	TBD	TBD

*Pac-12 Conference games

ranking in parenthesis indicates this week's AP Top 25 poll (first number is opponent's ranking, second is UCLA's) game times listed are Pacific

UCLA ON SOCIAL MEDIA

Football Twitter:	@UCLAFootball
Football Instagram:	@UCLAFootball
Football Facebook:	/UCLAFootball
UCLA Athletics Twitter:	@UCLAathletics
UCLA Athletics Instagram:	@UCLAathletics
UCLA Athletics Facebook:	/UCLAathletics

#GoBruins

No. 18 UCLA (4-1, 1-1) at No. 15 Oregon State (5-1, 2-1)

Saturday, Oct. 14, 2023 – 5 p.m. (PT)
Corvallis, Ore. (Reser Stadium)

GAME INFORMATION

Venue:	Reser Stadium
Game Time:	5 p.m. PT
Television:	FOX
TV Talent:	Tim Brando (play-by-play), Spencer Tillman (analyst)
Local Radio (UCLA Sports Network from IMG College):	AM570/1150
Local Radio Talent:	Josh Lewin (play-by-play), Matt Stevens (analyst), Wayne Cook (sideline)
SiriusXM:	Ch. 84
SXM App:	Ch. 959



4-1, 1-1 Pac-12

5-1, 2-1 Pac-12

All-Time Series: UCLA leads 41-20-1

This represents the programs' first meeting in Corvallis, Ore. since 2015.

THE MATCHUP

No. 18 AP/22 US LBM Coaches UCLA, a winner in 16 of its past 21 games, travels to play No. 15/No.14 Oregon State Saturday at 5 p.m. PT. This represents the third of three straight UCLA matchups with ranked opponents (lost at No. 11/10 Utah Sept. 23 and won versus No. 13/14 Washington State Oct. 7).

Saturday's battle marks the first between the programs in Corvallis, Ore. since a 41-0 Bruin win in 2015. The most recent gridiron meeting between the schools ended in a 48-31 Beaver victory at the Rose Bowl during the 2019 campaign. The Bruins are looking for their first road win against a ranked opponent since beating No. 19 WSU, 67-63, in 2019.

This is UCLA's final Pac-12 season. UCLA joined the Pacific Coast Conference (PCC) in 1928. The PCC disbanded and UCLA joined California, Stanford, USC and Washington in the Athletic Association of Western Universities in 1959, with WSU (1962), Oregon (1964) and Oregon State (1964) joining the league a few years later. In 1968, these schools formed the Pac-8, which turned into the Pac-10 for the 1978 season after the additions of Arizona and Arizona State. The Pac-12 began in 2011 when Colorado and Utah joined the fold.

Saturday's battle with the Beavers at Reser Stadium will be televised by FOX, with coverage beginning at 5 p.m. The Bruin IMG Radio Network will broadcast the contest, which will also be aired over SiriusXM and the Varsity App.

MEET THE BRUINS

Sixth-year head coach Chip Kelly took the reins of UCLA's program Nov. 25, 2017. Kelly owns a collegiate head-coaching record of 77-37, .673 (4-1 versus Oregon State, 0-1 with UCLA) compiled across five-plus seasons at UCLA and four at Oregon.

UCLA has added two new assistant coaches to head coach Chip Kelly's staff for 2023: defensive coordinator D'Anton Lynn and cornerbacks coach Kodi Whitfield. In addition, Ikaika Malloe will now coach all players along the defensive line and Ken Norton Jr. will lead the inside linebackers. Brian Norwood will guide the Bruin safeties. Transfers from four-year schools who have joined the 2023 team include: RB Anthony Adkins (Army West Point), DB Jordan Anderson (Bowling Green), WR Kyle Ford (USC), K Blake Glessner (Montana State), DL Jake Heimlicher (Pennsylvania), OL Spencer Holstege (Purdue), OL Khadere Kounta (Old Dominion), TE Moliiki Matavao (Oregon), LB Oluwafemi Oladejo (California), RB Minaya Olivo (Montana State), P Will Powers (Princeton), QB Collin Schlee (Kent State), WR J.Michael Sturdivant (California), LS Salem Wahab (Northern Colorado), OL Jake Wiley (Colorado) and DL Keanu Williams (Oregon).

SERIES HISTORY

UCLA leads the series, which dates back to a 1930 meeting in Los Angeles, by a 43-17-4 count. The programs are meeting in Corvallis, Ore. for the first time since 2015. They most recently met at the Rose Bowl in 2019. This is the first time in the series that Oregon State has been the higher-ranked team heading into the game since a 2000 meeting between No. 19 Oregon State and No. 23 UCLA. The Beavers won that matchup 44-38.

AT A GLANCE

- UCLA is 9-3 overall in its past 12 true road contests, 7-3 in its past 10 Pac-12 road matchups and most recently defeated a ranked opponent on the road in 2019 (at Washington State).
- This marks back-to-back seasons in which UCLA has played three straight games against ranked opponents ... 2023: beat No. 13 WSU and lost at No. 11 Utah ... 2022: lost at No. 10 Oregon, knocked off No. 11 Utah and defeated No. 15 Washington ... UCLA previously faced off with three straight ranked opponents in 2012, when it dropped a decision against No. 8 Stanford in the Pac-12 Championship Game, lost to the No. 11 Cardinal in the regular-season finale and beat No. 21 USC.
- This season, UCLA has given up 61 points (WSU - 17, Utah - 14, North Carolina Central - 7, San Diego State - 10 and Coastal Carolina-13). UCLA most recently gave up fewer than 65 points through its first five games in 2006, when it surrendered 62 points to Arizona (27-7), Stanford (31-0), UW (19-29), Rice (26-16) and Utah (31-10).
- UCLA's 12.2 points allowed ranks eighth nationally. The Bruins have held each opponent to fewer than 20 points. A UCLA team most recently held five straight opponents to fewer than 20 points in 2001, when it held six (56-17 versus California, 35-7 against UW, 38-7 at Oregon State, 13-6 versus Ohio State, 41-17 at Kansas and 20-17 at Alabama) under 20.
- In its two most recent outings, UCLA held WSU to 216 yards and Utah to 219 yards of total offense. Four straight Bruin opponents have failed to reach 300 yards of total offense. UCLA had most recently held four straight opponents under 300 in 2006, when it did so against its first five opponents (Arizona - 222, Stanford - 166, UW - 249, Rice - 184 and Utah - 287).
- Bruin opponents are averaging just 3.7 yards per play in 2023 ... a UCLA defense most recently held opponents under 4.0 yards per play for a full season in 1969 (3.5).
- Opponents have scored five touchdowns on 67 drives against the UCLA defense in 2023 ... Possessions/TD Drives: WSU 16/1, Utah 14/1, NCCU 13/1, SDSU 13/1 and CCU 11/1.
- Only UCLA (3.74 yards per play allowed) and Penn State (3.79) have held opponents under 4.0 yards per play to date in 2023.
- The Bruin defense has allowed five touchdowns (four passing and one rushing), which is the fewest in the Pac-12. Only Michigan's defense, with four, has allowed fewer TDs this season.
- UCLA has won 12 straight games when forcing multiple turnovers. The Bruins have forced multiple turnovers in four of this season's five games, winning each one.
- Prior to 2023, UCLA most recently held its first two Pac-12 opponents under 20 points in 2001, when it did so against its first three (56-17 versus Cal, 35-13 against UW and 38-7 versus Oregon State).

UCLA's ALL-TIME RESULTS VS. OREGON STATE

Overall Record -- 43-17-4

Record in Los Angeles -- 24-9-3

Record at Rose Bowl Stadium -- 10-5

Record at Los Angeles Memorial Coliseum -- 14-4-3

Record on Road -- 18-8-1 (1-0 in Tokyo)

Year	Result	Site	UCLA RK	ORST RK
2019	L, 31-48	H	-	-
2016	W, 38-24	H	-	-
2015	W, 41-0	A	22	-
2012	L, 20-27	H	19	-
2011	W, 27-19	A	-	-
2010	W, 17-14	H	-	-
2009	L, 19-26	A	-	-
2008	L, 6-34	H	-	-
2007	W, 40-14	A	-	-
2006	W, 25-7	H	-	-
2005	W, 51-28	H	8	-
2002	W, 43-35	A	-	-
2001	W, 38-7	A	12	19
2000	L, 38-44	H	23	19
1999	L, 7-55	A	-	-
1998	W, 41-34	A	3	-
1997	W, 34-10	H	17	-
1994	L, 14-23	H	-	-
1993	W, 20-17	A	19	-
1992	W, 26-14	H	-	-
1991	W, 44-7	A	-	-
1990	W, 26-17	H	-	-
1989	L, 17-18	A	-	-
1988	W, 38-21	H	2	-
1987	W, 52-17	A	7	-
1986	W, 49-0	A#	15	-
1985	W, 41-0	H	13	-
1984	W, 26-17	H	-	-
1980	W, 34-3	N^	14	-
1978	L, 13-15	A	9	-
1977	W, 48-18	H	-	-
1976	W, 45-14	A	2	-
1975	W, 31-9	H	19	-
1974	W, 33-14	A	-	-
1973	W, 56-14	H	8	-
1972	W, 37-7	A	14	-
1971	L, 17-34	H	-	-
1970	W, 14-9	A	18	-
1969	W, 37-0	H	17	-
1968	L, 21-45	A	-	15
1967	T, 16-16	H	2	-
1958	L, 0-14	A	-	-
1957	W, 27-7	H	-	7
1956	L, 7-21	A	-	-
1955	W, 38-0	H	7	-
1954	W, 61-0	A	3	-
1953	W, 41-0	H	4	-
1952	W, 57-0	H	5	-
1951	W, 7-0	A#	-	-
1950	W, 20-13	H	19	-
1949	W, 35-13	H	-	-
1948	L, 0-28	H	-	-
1947	W, 27-7	A#	-	-
1946	W, 50-7	H	-	-
1942	W, 30-7	H	-	-
1941	L, 0-19	A	-	-
1940	L, 0-7	H	-	-
1939	T, 13-13	H	13	-
1938	T, 6-6	H	-	-
1937	T, 7-7	A	-	-
1936	W, 22-13	H	-	-
1935	W, 20-7	A#	-	-
1934	W, 25-7	H	-	-
1930	L, 0-19	H	-	-

^ Mirage Bowl - Tokyo

Portland, Ore.

ranking indicates that week's AP top 25 poll

STATISTICS COMPARISON (THROUGH OCT. 7, 2023)

Category	UCLA	FBS RK	P12 RK	OSU	FBS RK	P12 RK
3rd Down Conv. Pct.	.375	88	10	.423	52	6
3rd Down Conv. Pct. Defense	.333	28	3	.338	36	4
Completion Percentage	.532	120	11	.616	66	7
Kickoff Return Defense	20.38	78	8	17.08	36	4
Kickoff Returns	21.71	42	3	19.75	65	6
Net Punting	41.26	31	5	36.28	105	9
Passes Had Intercepted	7	104	9	4	41	8
Passes Intercepted	8	5	1	4	73	7
Passing Offense	258.8	44	7	243.7	63	9
Passing Yards Allowed	189.6	24	2	229.5	71	5
Punt Return Defense	4.22	43	4	0.83	13	3
Punt Returns	5.80	85	9	20.17	6	1
Red Zone Defense	.583	3	1	.812	55	5
Red Zone Offense	.650	127	12	1.000	1	1
Rushing Defense	64.6	2	1	96.2	15	3
Rushing Offense	200.2	22	4	205.5	15	3
Sacks Allowed	3.00	107	9	1.00	16	3
Scoring Defense	12.2	8	3	19.7	34	5
Scoring Offense	30.6	62	8	38.5	14	5
Team Passing Efficiency	136.17	68	8	157.16	30	7
Team Passing Efficiency Defense	101.08	7	1	129.89	64	6
Team Sacks	3.60	8	2	2.83	24	6
Team Tackles for Loss	8.8	5	2	6.5	36	6
Time of Possession	27:35	112	11	31:42	29	3
Total Defense	254.2	5	1	325.7	30	4
Total Offense	459.0	26	5	449.2	28	6
Turnover Margin	0.60	29	7	0.67	23	4
Turnovers Gained	13	7	2	9	40	4
Turnovers Lost	10	90	9	5	16	4

TOP-25-RANKED BRUINS (THROUGH OCT. 7, 2023)

Player	Category	Mark	NCAA RK	P12 RK
QB Dante Moore	Passing Yds Per Completion	16.51	3	1
DL Laiatu Latu	Sacks Per Game	1.00	5	2
	Tackles for Loss	1.7	9	2
	Forced Fumbles	0.40	10	3
LB Darius Muasau	Sacks Per Game	0.80	21	6
DL Gabriel Murphy	Tackles for Loss	1.4	19	4
DB Alex Johnson	Interceptions Per Game	0.6	7	1
	Passes Defensed	1.2	21	1
	Total Interceptions	3	7	1
WR J.Michael Sturdivant	Yards Per Reception	20.88	19	2
DB Jordan Anderson	Forced Fumbles	0.40	10	3

MOST RECENT MEETINGS

In UCLA's most recent trip to Corvallis, Ore., Bruin true-freshman QB Josh Rosen threw two touchdown passes to Thomas Duarte in a 41-0 victory against Oregon State in cold, rainy conditions. Rosen was 22-for-33 for 333 yards in three quarters of action. The Bruins racked up 676 yards against the Beavers on the day. UCLA limited Oregon State to 246 yards and forced four turnovers. It was the Bruins' first shutout since 2007 against Oregon (16-0) and the first on the road since 1987 versus Stanford (49-0).

In the most recent meeting between the programs, Oregon State handed the Bruins a 48-31 setback at the Rose Bowl in 2019, thanks to five passing scores by QB Jake Luton — three to Isaiah Hodgins. UCLA's Demetric Felton Jr. had 111 yards rushing — including a career-long 75-yard touchdown in the third quarter — and 55 yards receiving. QB Austin Burton was 27 of 41 for 236 yards and a touchdown in his first start for the Bruins.

TEAM NOTES

- UCLA has posted 6-3 Pac-12 marks in each of the past two seasons. It finished tied for fifth in the league in 2022 and tied for second in the South Division in 2021.
- UCLA leads the Pac-12 in the following stats: Total Defense (254.2, fifth in NCAA); Red Zone Defense (.583, third); Team Passing Efficiency Defense (101.08, seventh), Passing Yards Per Completion (15.78, seventh) and Interceptions (eight, fifth).
- The 97 plays run by UCLA in its win versus Washington State was the most by a Bruin team since the 2015 team ran 98 in a victory against UNLV.
- Under head coach Chip Kelly, UCLA is 24-6 when it rushes for at least 200 yards in a game.
- This is the third straight season UCLA has entered the polls, peaking at No. 18 in the AP Top 25 so far in 2023, No. 9 (AP) in 2022 and No. 13 (both polls) in 2021. The last time UCLA beat a top-15 (AP) team on the road was in 2014 at No. 15 ASU.
- The Bruins forced four WSU turnovers (and earlier this season forced three each by SDSU and CCU). A Bruin team most recently forced more than four turnovers in a game at WSU during the 2019 season (six).
- The Bruins have given up 12 rushing yards to WSU, 90 to NCCU, 63 to SDSU and 56 to CCU this season. The Bruins held five 2022 opponents to fewer than 100 yards rushing: Cal - 67, Washington - 65, Colorado - 51, Alabama State - 87 and Bowling Green - 37. The Bruins also held five foes to fewer than 100 yards rushing in 2021: Cal - 92, UW - 83, Stanford - 67, LSU - 49 and Hawai'i - 26.

- UCLA is 9-3 overall (7-3 Pac-12) in its past 12 true road contests — losing at Utah in 2023 and 2021 and Oregon in 2022 — dating back to a Sept. 25, 2021 win at Stanford.

- The 21 combined points scored in Utah's 14-7 win versus the Bruins marked the lowest combined point total for a UCLA game since it beat Oregon 16-0 in 2007. It was UCLA's lowest single-game output since a 49-3 setback at Utah in 2019.

- QB Dante Moore equaled his career-high with 290 passing yards against WSU. He threw for 290 yards and three touchdowns in his first career start at SDSU. The three scoring passes tied the school's true-freshman record (also Josh Rosen and Cade McNown). In Game 1, he came off the bench in the second quarter and took 30 snaps, connecting on consecutive passes for two scores through the air, albeit a quarter apart, coming in the second and fourth quarters.

- Moore is the first Bruin quarterback of any class to make his first career start on the road and lead the team to victory since 2012 (Brett Hundley at Rice).

- In his 11-plus seasons as a coach — at UCLA (five-plus as head coach) and Oregon (four as head coach and two as assistant coach) — Chip Kelly has had seven of his teams rank among the nation's top 25 in total offense. Kelly has had eight rushers on his teams rank among the nation's top 15. Nine teams have rated among the top 20 in the nation in scoring average.

- UCLA rushed for 404 yards against North Carolina Central and 254 yards at San Diego State for its first two 200-yard rush games of 2023. The 404 yards of rushing offense represent the most by a Bruin team since it racked up 437 ground yards in a 2010 game against WSU. In 2022, the Bruins compiled nine 200-yard rushing games, which was the most since the 1995 squad also produced nine.

- The UCLA coaching staff features three former Bruin players: DeShaun Foster (associate head coach and running backs), Jerry Neuheisel (wide receivers) and Ken Norton Jr. (linebackers).

- Foster UCLA playing career highlights: led Pac-12 in rushing in 2001 ... first Bruin to reach 1,000-yard rushing mark in as few as seven games ... then-school record 301 rushing yards in game versus Washington in 2001 ... school-record tying 42 carries in win against Alabama in 2000 ... UCLA freshman-record 673 rushing yards in 1998.

- Neuheisel UCLA playing career highlights: led 2014 comeback win against Texas in AT&T Stadium.

- Norton UCLA playing career highlights: started at linebacker on 1984-87 UCLA teams that went 36-10-2 ... team's leading tackler in 1987 and 1986 ... team won four straight bowl games: 1987 Aloha Bowl, 1986 Freedom Bowl, 1986 Rose Bowl and 1985 Fiesta Bowl ... ranked eighth on all-time UCLA tackles list.

- True-Freshman Watch: QB Dante Moore, DL Grant Buckey, LB Wyatt Mosier, DB Kanye Clark, DB R.J. Jones, DL A.J. Fuimaono, DB Marquise Villahermosa, LB Donavyn Pellot, WR Carter Shaw, WR Jerry McClure, RB Troy Leigber, LB Ty Lee, LB Mone Malafu, LB Larry Edwards III, OL Tavake Tuikolovatu, OL Jack Clarke and WR Grant Gray have seen action this season.

- Players who have seen their first action as Bruins so far this season and are not true freshmen are RB Anthony Adkins, S Jordan Anderson, WR Kyle Ford, RB Josiah Gonzales, K Blake Glessner, DL Jake Heimlicher, OG Spencer Holstege, OT Khadere Kounta, TE Moliki Matavao, OL Yutaka Mahe, QB Justyn Martin, OL Niki Prongos, WR Ezavier Staples, OL Sam Yoon, RB Minaya Olivo, DL Michael Sullivan, OL Caleb Waler, WR Elijah Rodriguez, LB Oluwafemi Oladejo, P Will Powers, QB Collin Schlee, RB Carson Steele, WR J.Michael Sturdivant, OG Jake Wiley and DL Keanu Williams.

- The following defensive players made their first career starts as Bruins in the season opener against CCU: OLB Laiatu Latu, S Kamari Ramsey and DL Keanu Williams. The following offensive players started for the first time as Bruins versus CCU: OG Josh Carlin, OT Bruno Fina, WR Kyle Ford (two starts at USC), OG Spencer Holstege (31 at Purdue), RB Carson Steele (19 at Ball State) and WR J.Michael Sturdivant (12 at Cal). TE Moliki Matavao (eight at Oregon) made his first Bruin start against NCCU.

- UCLA has won all three of its non-conference regular-season games in back-to-back seasons for the first time since 2015 and 2014. In 2022, UCLA defeated South Alabama, Alabama State and BGSU.

- The 2022 season was the seventh out of nine that a team with Chip Kelly at the helm has averaged better than 200 yards rushing for a season. It was the fourth time one of his head-coached teams had ranked among the top 10 rush offenses.

- In 2022, UCLA led the Pac-12 in rushing for the first time since 1976. The Bruins averaged a school-record 7.01 yards per play in 2022.

- Next up: UCLA stays on the road for a meeting with Stanford (1-4, 0-2 Pac-12) Oct. 21. UCLA has won three of the past four meetings in the series after the Cardinal prevailed in 11 straight decisions from 2009-2018.

ON OFFENSE

- Each of UCLA's top four running backs is averaging at least 5.8 yards per carry: Carson Steele - 5.8, T.J. Harden - 6.1, Anthony Adkins - 8.1 and Colson Yankoff - 7.5. Harden has long runs of 62, 59 and 30 yards. Steele has carried for 42, 36

PAC-12 CONFERENCE

2023 Pac-12 Standings

Team (AP RK)	Pac-12	Overall	PF	PA
USC (10)	4-0	6-0	311	162
Oregon (8)	2-0	5-0	258	59
Washington (7)	2-0	5-0	230	92
Oregon State (15)	2-1	5-1	231	118
Utah (16)	1-1	4-1	96	59
UCLA (18)	1-1	4-1	153	61
Washington State (19)	1-1	4-1	200	127
Colorado	1-2	4-2	198	205
Arizona	1-2	3-3	179	138
California	1-2	3-3	195	184
Stanford	0-3	1-4	96	173
Arizona State	0-3	1-5	112	170

The two teams with highest conference winning percentage will meet in Pac-12 Championship Game

UPCOMING PAC-12 GAMES

Friday, Oct. 13

Stanford at Colorado (ESPN) - 7:00 p.m.

Saturday, Oct. 14

California at Utah (Pac-12 Network) - 12 p.m.

Oregon at Washington (ABC) - 12:30 p.m.

Arizona at Washington State (Pac-12 Network) - 4 p.m.

USC at Notre Dame (NBC) - 4:30 p.m.

UCLA at Oregon State (FOX) - 5 p.m.

Game times listed are Pacific.

PAC-12 BOWLS

Date	Game	Opponent	TV
Dec. 16	Radiance Technologies Independence	TBD	ESPN
Dec. 16	Jimmy Kimmel LA	Mountain West	ABC
Dec. 23	SRS Distribution Las Vegas	SEC	ABC
Dec. 27	San Diego County Credit Union Holiday	ACC	FOX
Dec. 28	Valero Alamo	Big 12	ESPN
Dec. 29	Tony the Tiger Sun	ACC	CBS
Jan. 1	College Football Playoff Semifinals	TBD	ESPN
TBD	New Year's Six	TBD	ESPN
TBD	ESPN (Lockheed Martin Armed Forces, SERVPRO First Responder or Union Home Mortgage Gasparilla)	TBD	ESPN

CFP National Championship Game is January 8, 2024 at NRG Stadium in Houston, Texas

BRUINS ON THE HONOR ROLL

Kam Brown	Earl Campbell Tyler Rose Award Watch List (Aug. 17)
Duke Clemens	Preseason Pac-12 All-Conference Honorable Mention (July 18) Outland Trophy Watch List (Aug. 1) Rimington Trophy Watch List (Aug. 3) Polynesian College Football Player of the Year Watchlist (Aug. 17) Senior Bowl Watchlist (Aug. 23)
Garrett DiGiorgio	Preseason Pac-12 All-Conference Honorable Mention (July 18)
Chase Griffin	Wuerffel Trophy Watch List (Aug. 3)
Alex Johnson	PFF College Football Team of the Week - Defense (Sept. 11) Jim Thorpe Award Player of the Week (Sept. 14)
Laiatu Latu	Preseason Pac-12 All-Conference First Team (July 18) Bronko Nagurski Trophy Watch List (Aug. 1) Chuck Bednarik Award Watch List (Aug. 14) The Lombardi Award™ Watchlist (Aug. 15) Polynesian College Football Player of the Year Watchlist (Aug. 17) Sporting News Preseason All-America Second Team (Aug. 22) Senior Bowl Watchlist (Aug. 23) Lott IMPACT® Trophy Quarterfinalist (Oct. 6)

Laiatu Latu (continued)	Pac-12 Defensive Lineman of the Week (Oct. 9) Pac-12 Defensive Player of the Week (Oct. 9)
Dante Moore	Shaun Alexander Freshman Player of the Year Award Watch List (Aug. 30) Pac-12 Freshman of the Week (Sept. 11)
Darius Muasau	Preseason Pac-12 All-Conference First Team (July 18) Butkus Award Preseason Watch List (Aug. 10) Polynesian College Football Player of the Year Watchlist (Aug. 17) Senior Bowl Watchlist (Aug. 23) Senior Bowl Defensive Player of the Week (Sept. 11)
Gabriel Murphy	The Lombardi Award™ Watchlist (Aug. 15)
Carsen Ryan	John Mackey Award Preseason Watch List (Aug. 4)
Carson Steele	Preseason Pac-12 All-Conference Second Team (July 18) Doak Walker Award Watch List (Aug. 9)
J.Michael Sturdivant	Biletnikoff Preseason Watch List (Aug. 7) Earl Campbell Tyler Rose Award National Player of the Week Honorable Mention (Sept. 6)
Siale Taupaki	Polynesian College Football Player of the Year Watchlist (Aug. 17)
Jay Toia	Polynesian College Football Player of the Year Watchlist (Aug. 17)
JonJon Vaughns	Senior Bowl Watchlist (Aug. 23)

BRUINS BY CLASS

Redshirt Seniors (13) DB Jordan Anderson, DB Kenny Churchwell III, OL Duke Clemens, WR Ryan Cragun, DL Jake Heimlicher, DB Alex Johnson, DL Carl Jones Jr., LB Ale Kaho, OL Khadere Kounta, LB Darius Muasau, WR Josiah Norwood, P Will Powers, RB Colson Yankoff

Seniors (21): WR Kam Brown, OL Josh Carlin, TE Michael Church, WR Kyle Ford, QB Chase Griffin, TE Hudson Habermehl, DL Stiveni Havili Kaususi, DB John Humphrey, WR Keegan Jones, DL Laiatu Latu, K R.J. Lopez, WR Logan Loya, DL Dovid Magna, LB Kain Medrano, DB William Nimmo Jr., DL Gary Smith III, OL Stale Taupaki, DB Kaleb Tuliau, DL Tannen Vagle, LB JonJon Vaughns, OL Jake Wiley

Redshirt Juniors (20): RB Anthony Adkins, DL Choé Bryant-Strother, WR Devanti Dillard, OL Bruno Fina, QB Ethan Garbers, LS Beau Gardner, K Blake Glessner, OL Spencer Holstege, OL Jaylan Jeffers, RB Brian Kowal, K Ari Libenson, DL Gabriel Murphy, DL Grayson Murphy, TE Grant Norwood, LB Joquarri Price, QB Collin Schlee, WR Bradley Schlom, DB Joshua Swift, DB Evan Thomas, OL Justin Williams

Juniors (8): DL Devin Aupui, DB Devin Kirkwood, WR Titus Mokiao-Atimalala, LB Oluwafemi Oladejo, RB Carson Steele, DL Michael Sullivan, DB Zeke Thomas, DL Jay Toia

Redshirt Sophomores (18): DB Jaylin Davies, OL Devin Delgado, OL Garrett DiGiorgio, K Joseph Firebaugh Jr., DB Josiah Gonzales, DB D.J. Justice, OL Yutaka Mahe, TE Moliki Mataavao, RB Deshun Murrell, DB Isaiah Newcombe, OL Noah Pulealii, OL Benjamin Roy Jr., LB Carson Schwesinger, DL Quentin Somerville, WR Ezavier Staples, WR J. Michael Sturdivant, TE Sam Summa, DL Keanu Williams

Sophomores (3): RB T.J. Harden, RB Carsen Ryan, LS Salem Wahab

Redshirt Freshmen (16): P Chase Barry, DB Jaxon Harley, K Kalen Jones, WR Jadyin Marshall, QB Justyn Martin, RB Minaya Olivo, RB Jack Pedersen, WR Braden Pegan, OL Nikki Prongos, DB Kamari Ramsey, WR Elijah Rodriguez, DB Clint Stephens, DB Croix Stewart, OL Caleb Walker, LB Jalen Woods, OL Sam Yoon

Freshmen (24): DL Peter Bario, DL Grant Buckley, RB Isaiah Carlson, DB Kanye Clark, OL Jack Clarke, DB Joshua Dixon, QB Luke Duncan, LB Larry Edwards III, DL A.J. Fuimaono, WR Grant Gray, DB R.J. Jones, RB Troy Leigber, LB Ty Lee, LS Marcus MacNeal, LB Mone Malafu, WR Jerry McClure, LS Trent Middleton, QB Dante Moore, LB Wyatt Mosier, DB Donavyn Pellot, WR Carter Shaw, OL Kory Symington, OL Tavake Tuikolovata, DB Marquise Villahermosa

BRUIN TRANSFERS

Name	Pos.	Grad.	Previous School
Anthony Adkins	RB		Army West Point
Jordan Anderson	DB	X	Bowling Green
Devin Aupui	LB		Notre Dame
Kam Brown	WR	X	Texas A&M
Ryan Cragun	WR	X	Pennsylvania
Jaylin Davies	DB		Oregon
Devin Delgado	OL		West Hills College Coalinga
Joseph Firebaugh Jr.	K		Southwestern College
Kyle Ford	WR	X	USC
Ethan Garbers	QB		Washington
Blake Glessner	K		Montana State
Jake Heimlicher	DL	X	Pennsylvania
Spencer Holstege	OL	X	Purdue
Jaylan Jeffers	OL		Oregon
Ale Kaho	LB		Alabama
Khadere Kounta	OL	X	Old Dominion
Laiatu Latu	LB		Washington
Moliki Mataavao	TE		Oregon
Titus Mokiao-Atimalala	WR		UCF
Darius Muasau	LB		Hawai'i
Gabriel Murphy	DL		North Texas
Grayson Murphy	DL		North Texas
Oluwafemi Oladejo	LB		California
Minaya Olivo	RB		Montana State
Will Powers	P	X	Princeton
Collin Schlee	QB		Kent State
Gary Smith III	DL		Duke
Carson Steele	RB		Ball State
J. Michael Sturdivant	WR		California
Michael Sullivan	DL		American River College
Zeke Thomas	DB		Cabrillo College
Jay Toia	DL		USC
Tannen Vagle	DL		Santa Monica College
Salem Wahab	LS		Northern Colorado
Caleb Walker	OL		College of the Sequoias
Jake Wiley	OL	X	Colorado
Keanu Williams	DL		Oregon
Colson Yankoff	RB		Washington

and 24 yards. Adkins has runs of 38 and 32 yards, while Yankoff has runs of 25 and 21 yards.

- Five Bruin pass catchers are averaging at least 19 yards per grab: Josiah Norwood (29.8), Moliki Mataavao (24.6), J. Michael Sturdivant (20.9), Carsen Ryan (19.6) and Kam Brown (19.2). Sturdivant is tied for second in the Pac-12 and 19th nationally in yards per catch.
- QB Dante Moore has completed 69 of 130 passes this season and is third in the country in passing yards per completion (16.51). Forty-two of his 69 completions have produced first downs. Twenty have produced gains of 20 yards or more. Forty completions have gone for gains of 10 yards or more.
- Steele recorded his first 100-yard rushing game as a Bruin against Washington State. Steele, who had 90 yards at the half, finished with 141 yards for the game on 30 carries. The transfer racked up 12 100-yard games in his two seasons at Ball State. Steele's previous rushing high while at UCLA was 84 yards against San Diego State. Steele's career high for carries in a game is 32, set versus Connecticut in 2022.
- WR Logan Loya caught a career-high six passes against WSU and now has 11 receptions over the past two games.
- TE Moliki Mataavao caught a Bruin career-best three balls versus WSU. It matched his best effort while at Oregon (against California in 2022).
- UCLA/Opponent Rushing Attempts Chart ... 2023 - UCLA 194 (38.8 per game), Opponent 171 (34.2) ... 2022 - UCLA 514 (39.5), Opponent 444 (34.2) ... 2021 - UCLA 519 (43.3), Opponent 397 (33.1) ... 2020 - UCLA 319 (45.6), Opponent 264 (37.7) ... 2019 - UCLA 490 (40.8), Opponent 411 (34.3) ... 2018 - UCLA 451 (37.6), Opponent 520 (43.3).
- Longest starting streaks on offense: C Duke Clemens has started the past 26 games; OT Garrett DiGiorgio is next at 18.
- Seven UCLA freshman quarterbacks have started seven or more games in a season since 1995. Moore has taken the first snap in four of the Bruins' five games.

Quarterback, Year (GS)	G	PASS	EFF	COMP	ATT	INT	PCT	YDS	TDS	Yds/G
Fr. Dante Moore, 2023 (4)	5	143.4	69	130	4	.531	1,139	9	227.8	
Fr. Dorian Thompson-Robinson, 2018 (8)	10	122.3	112	194	4	.577	1311	7	131.1	
Fr. Josh Rosen, 2015 (13)	13	134.3	292	487	11	.600	3668	23	282.2	
R-Fr. Brett Hundley, 2012 (14)	14	147.7	318	478	11	.665	3740	29	267.1	
R-Fr. Kevin Prince, 2009 (8)	11	115.5	173	308	8	.562	2050	8	186.4	
R-Fr. Cory Paus, 1999 (7)	9	107.8	197	95	9	.482	1336	7	148.4	
Fr. Cade McNown, 1995 (9)	12	113.1	122	245	8	.498	1698	7	141.5	

- Moore is the ninth true-freshman Bruin quarterback to make a start in a game, joining Dorian Thompson-Robinson (2018, eight games), Josh Rosen (2015, 13), Drew Olson (2002, five), Matt Moore (2002, one), Cade McNown (1995, nine), Ryan Fien (1992, one), Tom Ramsey (1979, two) and Steve Bukich (1974, one)
- Moore is the first UCLA quarterback to throw for multiple scores in his first three games since Brett Hundley in 2012.
- UCLA racked up 614 yards of total offense against North Carolina Central. It marked the fourth time a Chip Kelly-coached Bruin team has hit the 600-yard mark: 626 against Bowling Green in 2022, 609 versus USC in 2021 and 657 against WSU in 2019.
- Moore's third-quarter touchdown pass to Carsen Ryan at San Diego State was his third of the day, which tied the school single-game record for a true-freshman quarterback (also Josh Rosen, three times in 2015, and Cade McNown, versus Kansas in 1995).
- At SDSU, Moore and Norwood teamed up on an 81-yard passing play that is the longest ever by a UCLA true-freshman signal caller. It is the longest by the Bruins since a 94-yard connection between Thompson-Robinson and RB Demetric Felton Jr. at WSU in 2019.
- Carsen Ryan, who played in five 2022 games as a true freshman, has caught his first two career scoring passes this season. He hauled in a six-yard scoring pass Moore at SDSU. He caught a 21-yard toss from Ethan Garbers against CCU for his first career touchdown. In 2023, he has seven receptions for 137 yards, a 19.6-yard average per catch.
- J. Michael Sturdivant recorded his second career 100-yard receiving day and first as a Bruin against CCU, hauling in five passes for 136 yards, including a 62-yard scoring toss from Moore. In 2022, while at Cal, he had 104 yards on six catches against Washington. All five of his catches against CCU resulted in first downs and three were third-down receptions.
- Carson Steele led the Mid-American Conference and ranked eighth nationally in rushing yards per game (129.7) at Ball State in 2022. He was ninth in the NCAA with 1,556 rushing yards (289 carries).

ON DEFENSE

- UCLA is giving up 64.6 rushing yards per game to opponents this season. A Bruin team most recently held its opponents to an average under 100 rushing yards per game for a season in 2006 (91.07). The long opponent rush in 2023 is 16 yards.
- UCLA has won 12 straight games when forcing multiple turnovers. The Bruins have forced multiple turnovers in four of this season's five games, winning each contest. UCLA went 6-0 in 2022 when forcing multiple opponent miscues and captured the last two games of 2021 in which the opponent had multiple turnovers.
- UCLA leads the Pac-12 — and nation — with an opponent average gain of 3.74 yards per play. Only Penn State (3.79) and UCLA have allowed under 4.0 yards per play to date in 2023 among FBS teams.
- The Bruin defense has allowed just five touchdowns this season (four passing and one rushing) which is the fewest by a Pac-12 team. Only Michigan's defense, with four, has allowed fewer touchdowns this season.
- 2023/2022 Comparison: Red Zone Defense ... 2023 - .583 (3rd in NCAA)/2022 - .885 (104th); Pass Efficiency Defense ... 2023 - 101.1 (7th)/2022 - 139.64 (96th); Sacks ... 2023 - 3.60 (8th)/2022 - 2.15 (63rd); and Tackles for Loss (TFLs) ... 2023 - 8.8 (5th)/2022 - 4.6 (110th).
- In 2023, after five games, UCLA has 44 TFLs, 18 sacks and eight interceptions. In 2022, after five games, UCLA had 27 TFLs, 12 sacks and six interceptions.
- UCLA has held each of its past four opponents — Washington State (216), Utah (219), North Carolina Central (245) and San Diego State (259) — under 300 yards of total offense. UCLA had most recently held as many as four straight opponents under 300 in 2006, when it did so in the first five games of that season.
- UCLA has held each of its first five 2023 opponents to under 20 points. A UCLA team most recently held five straight

opponents to fewer than 20 points in 2001, when it held six under 20 (56-17 versus California, 35-7 against UW, 38-7 at Oregon State, 13-6 versus Ohio State, 41-17 at Kansas and 20-17 at Alabama).

- The Bruins have outscored their 2023 opponents 57-21 in second halves of games and 33-7 in fourth quarters.
- UCLA has given up 24 first downs over the past two games. The 11 first downs gained by WSU were the fewest since Bowling Green totaled nine in 2022, and the fewest by a Pac-12 opponent since Stanford posted 11 in 2021.
- UCLA most recently held opponents under 20 points per game for a season in 2006 (19.9). The 2006 team limited seven opponents to fewer than 20 points and held an eighth to 20.
- UCLA has forced at least one turnover in each of its past eight games and in 19 of its past 21. The Bruins forced a total of just two turnovers in four 2022 losses, while committing 11 in those games. UCLA is plus-31 turnovers in wins and minus-34 in losses overall under head coach Chip Kelly.
- Defensive trends: Rushing Defense: 2023 - 64.6, 2022 - 130.3, 2021 - 124.2, 2020 - 135.7, 2019 - 145.5, 2018 - 199.4 and 2017 - 287.4 ... Rushing Yards Per Carry: 2023 - 1.9, 2022 - 3.8, 2021 - 3.8, 2020 - 3.6, 2019 - 4.3, 2018 - 4.6 and 2017 - 5.8 ... Yards Per Play: 2023 - 3.7, 2022 - 5.6, 2021 - 5.5, 2020 - 5.4, 2019 - 6.7, 2018 - 6.0 and 2017 - 6.3.
- At Utah, UCLA was credited with 11 TFLs for the most by a Bruin defense since it totaled 11 in a 2011 battle with Illinois. UCLA most recently had more than 11 TFLs in a game versus Temple in 2009 (12). A Bruin team most recently recorded more than 12 TFLs in a battle against USC in 2007 (14).
- DB Alex Johnson is tied for seventh in the NCAA with his 0.6 interceptions-per-game average. Johnson's third interception of the season came against WSU. His third-quarter interception at SDSU was the first of his career. He added a second pick in the fourth quarter at SDSU and was later named the Paycom Jim Thorpe Award Player of the Week.
- LB Darius Muasau leads the Bruins with 26 stops this season. He is second on the team with four sacks and six TFLs. Muasau made his third career interception at SDSU. In 2022, he topped the Bruins in total tackles with 91 (10th in the Pac-12 with 7.0 per game). He had a season-high 14 stops in the Tony the Tiger Sun Bowl against Pittsburgh (also had 12 tackles at Arizona State and 10 against South Alabama). Muasau had 14 total games with 10 or more stops for Hawai'i.
- OLB Laiatu Latu rates fifth in the nation in sacks (1.0 per game) and is ninth in TFLs (1.7 per game). He recorded his first career interception against NCCU. Latu had 2.5 tackles for loss and a sack in the win at SDSU. He tied his career high with three sacks (also in 2022 at Colorado) and forced a fumble against CCU. Latu registered a total of 10.5 sacks in 2022. The UCLA player who most recently totaled 20 or more sacks over a two-season period was Anthony Barr, who logged 10 in 2013 and 13.5 in 2012. Latu, who has at least one sack in three of the five games this season, recorded at least one sack in eight 2022 games.
- UCLA's career sacks list:

No.	Player	Years	Sacks
1.	Dave Ball	2000-03	30.5
2.	Bruce Davis	2004-07	29.0
3.	Eric Smith	1984-86, 1988	26.5
4.	Carnell Lake	1985-88	25.5
5.	Terry Tumey	1984-87	25.0
6.	Anthony Barr	2010-13	23.5
	Jamir Miller	1991-93	23.5
8.	Donnie Edwards	1992-95	22.5
9.	Jim Wahler	1985-88	21.0
10.	Mark Walen	1982-85	20.0
11.	Justin Hickman	2004-06	19.5
12.	Frank Stephens	1975-77	19.0
13.	Takkarist McKinley	2014-16	17.0
	Neal Dellocono	1981-84	17.0
	Karl Morgan	1979-1982	17.0
	Martin Moss	1978-1981	17.0
	Manu Tuiaosopopo	1975-78	17.0
NR.	Laiatu Latu	2022-present	15.5

- Longest starting streaks on defense: Muasau and DL Gabriel Murphy have each started the past 18 straight games. DL Jay Toia is next with 13 consecutive starts.
- LB Kain Medrano set career highs in a number of statistics at Utah, recording 10 tackles (previous career-high: nine) and 2.5 TFLs (1.0) in the game. He added his first two career sacks and forced a fumble.
- LB Oluwafemi Oladejo (Cal transfer) led UCLA with 10 tackles at SDSU and added his first Bruin interception versus WSU.
- CB Jaylin Davies made the fourth interception of his Bruin career against CCU. Davies led UCLA in 2022 with three picks.
- The 14-7 loss at Utah snapped a streak of 47 straight games overall and 66 straight regular-season games in which the Bruins had held their opponent to fewer than 20 points and come away with a victory.

SPECIAL TEAMS

- R.J. Lopez has converted on five (32, 37, 24, 47 and 31 yards) of seven field-goal attempts (missed from 33 and 47 yards) in his first season as the kicker. He connected on the first field-goal attempt of his career (31 yards) in the fourth quarter of UCLA's season opener.
- Blake Glessner (Montana State transfer) has registered 14 touchbacks on 30 kickoffs in his first season for the Bruins.
- Will Powers (Princeton transfer) is averaging 42.9 yards per punt to rate fifth in Pac-12. Eight of his kicks have been fair caught. UCLA is fifth in Pac-12 in net punting (41.26).
- UCLA has 23 punts in five games in 2023. UCLA's total of 27 punts in 2022 was the second-lowest mark by any team in the nation and the fewest in school history.

BRUINS BY STATE/COUNTRY

Alabama (1): RB Deshun Murrell
 Arizona (6): DB Kenny Churchwell III, OL Bruno Fina, OL Jaylan Jeffers, DB Isaiah Newcombe, LB Joquarri Price, DL Quintin Somerville
 California (82): LB Devin Aupui, DL Peter Bario, P Chase Barry, DL Grant Buckley, OL Josh Carlin, TE Michael Church, DB Kanye Clark, OL Jack Clarke, WR Ryan Cragun, DB Jaylin Davies, OL Devin Delgado, OL Garrett DiGiorgio, WR Devanti Dillard, DB Joshua Dixon, QB Luke Duncan, LB Larry Edwards III, K Joseph Firebaugh Jr., WR Kyle Ford, QB Ethan Garbers, LS Beau Gardner, DB Josiah Gonzales, WR Grant Gray, TE Hudson Habermehl, RB T.J. Harden, DB Jaxon Harley, DB John Humphrey, DB Alex Johnson, LB Carl Jones Jr., K Kalen Jones, DB R.J. Jones, DB D.J. Justice, DB Devin Kirkwood, RB Brian Kowall, LB Laiatu Latu, LB Ty Lee, RB Troy Leigber, K Ari Libenson, K R.J. Lopez, WR Logan Loya, LS Marcus MacNeal, DL Dovid Magna, OL Yutaka Mahe, WR Jadyin Marshall, QB Justyn Martin, WR Jerry McClure, LS Trent Middleton, LB Wyatt Mosier, DB William Nimmo Jr., TE Grant Norberg, WR Josiah Norwood, LB Oluwafemi Oladejo, RB Minaya Olivo, RB Jack Pedersen, WR Braden Pegan, P Will Powers, OL Niki Prongos, OL Noah Pulealii, DB Kamari Ramsey, WR Elijah Rodriguez, WR Bradley Schlom, LB Carson Schwesinger, WR Carter Shaw, WR Ezavier Staples, DB Clint Stephens, DB Croix Stewart, DL Michael Sullivan, OL Kory Symington, DB Zeke Thomas, DB Joshua Swift, OL Siale Taupaki, DB Evan Thomas, DL Jay Toia, DB Kaleb Tuliau, DL Tannen Vagle, LB JonJon Vaughns, DB Marquise Villahermosa, LS Salem Wahab, OL Caleb Walker, OL Justin Williams, DL Keanu Williams, LB Jalen Woods, OL Sam Yoon
 Colorado (3): DL Jake Heimlicher, LB Kain Medrano, OL Jake Wiley
 Georgia (1): LB Choë Bryant-Strother
 Hawaii (7): OL Duke Clemens, DL A.J. Fuimaono, DL Sitiveni Havili Kautusi, LB Mone Malafu, WR Titus Mokiao-Atimalala, LB Darius Muasau, OL Tavake Tuikolovatu
 Idaho (1): RB Colson Yankoff
 Indiana (1): RB Carson Steele
 Kentucky (1): RB Anthony Adkins
 Maryland (2): OL Khadere Kounta, Collin Schlee
 Michigan (3): DB Jordan Anderson, OL Spencer Holstege, QB Dante Moore
 Nevada (4): LB Ale Kaho, TE Moliki Matavao, OL Benjamin Roy Jr., DB Donavyn Pelot
 South Carolina (1): TE Sam Summa
 Tennessee (2): RB Keegan Jones, Gary Smith III
 Texas (5): WR Kam Brown, QB Chase Griffin, DL Gabriel Murphy, DL Grayson Murphy, WR J. Michael Sturdivant
 Utah (1): RB Carsen Ryan
 Washington (2): RB Isaiah Carlson, K Blake Glessner

BRUIN GRADUATES (22)

Pos., Name	Major (Previous School)
DB Jordan Anderson	Sport Management (Bowling Green)
WR Kam Brown	History
DB Kenny Churchwell III	Political Science
TE Michael Church	Economics
OL Duke Clemens	Geography and Environmental Studies
WR Ryan Cragun	Economics (Pennsylvania)
WR Kyle Ford	Communications (USC)
QB Chase Griffin	Public Affairs
TE Hudson Habermehl	Geography and Environmental Studies
DL Jake Heimlicher	Economics (Pennsylvania)
OL Spencer Holstege	Organizational Leadership (Purdue)
DB Alex Johnson	Political Science
WR Keegan Jones	African American Studies
OL Khadere Kounta	Psychology (Old Dominion)
WR Logan Loya	Political Science
DL Dovid Magna	Economics
DB William Nimmo Jr.	Public Affairs
WR Josiah Norwood	Economics
P Will Powers	Public and International Affairs (Princeton)
DB Kaleb Tuliau	Earth and Environmental Science
OL Jake Wiley	Ethnic Studies (Colorado)
RB Colson Yankoff	Economics

THE BRUINS IN RECENT POLLS

Year	Poll	AP	Coaches	CFP
2023	Week 7 (Oct. 8)	18	22	-
2023	Week 6 (Oct. 1)	RV	RV	-
2023	Week 5 (Sept. 24)	RV	RV	-
2023	Week 4 (Sept. 17)	22	25	-
2023	Week 3 (Sept. 10)	24	25	-
2023	Week 2 (Sept. 5)	RV	RV	-
2023	Preseason	RV	RV	-
2022	Final	21	21	-
2022	Week 15 (Dec. 4)	18	18	18
2022	Week 14 (Nov. 27/29)	17	17	17
2022	Week 13 (Nov. 20/22)	17	18	18
2022	Week 12 (Nov. 13/15)	16	16	16
2022	Week 11 (Nov. 6/8)	9	10	12
2022	Week 10 (Oct. 30/Nov. 1)	10	11	12
2022	Week 9 (Oct. 23)	12	15	-
2022	Week 8 (Oct. 16)	9	10	-
2022	Week 7 (Oct. 9)	11	12	-
2022	Week 6 (Oct. 2)	18	19	-
2022	Preseason	RV	RV	-
2021	Final	NR	NR	-
2021	Week 5 (Sept. 26)	20	20	-
2021	Week 4 (Sept. 19)	24	24	-
2021	Week 3 (Sept. 12)	13	13	-
2021	Week 2 (Sept. 7)	16	16	-
2021	Preseason	RV	RV	-
2020	Final	NR	NR	-
2020	Preseason	NR	NR	-
2019	Final	NR	NR	-
2019	Preseason	NR	RV	-
2018	Final	NR	NR	-
2018	Preseason	NR	NR	-
2017	Final	NR	NR	-
2017	Week 3 (Sept. 10)	25	RV	-
2017	Preseason	RV	RV	-
2016	Final	NR	NR	-
2016	Preseason	16	24	-
2015	Final	NR	NR	-
2015	Week 13 (Nov. 22)	22	23	22
2015	Week 11 (Nov. 8)	18	18	19
2015	Week 10 (Nov. 1)	22	22	23
2015	Week 9 (Oct. 25)	24	24	-
2015	Week 7 (Oct. 11)	18	18	-
2015	Week 6 (Oct. 4)	20	20	-
2015	Week 5 (Sept. 27)	7	10	-
2015	Week 4 (Sept. 20)	9	11	-
2015	Week 3 (Sept. 13)	10	12	-
2015	Week 2 (Sept. 8)	13	13	-
2015	Preseason	13	14	-

UCLA's RECENT HIGHEST RANKINGS

Year	Rank	Year	Rank
2023	18	2011	NA
2022	9	2010	NA
2021	13	2009	NA
2020	NA	2008	23
2019	NA	2007	11
2018	NA	2006	NA
2017	25	2005	7
2016	16	2004	NA
2015	7	2003	NA
2014	7	2002	20
2013	9	2001	4
2012	15	2000	6

- UCLA has blocked 22 kicks (extra points, field goals or punts) since the start of the 2012 season.

Player	Date	Opponent	Block	Result
Martell Irby	10/23/2021	Oregon	P	UCLA possession -> TD pass
Ale Kaho	08/28/2021	Hawai'i	P	UCLA possession -> Recovered for TD
Quentin Lake	11/07/2020	at Colorado	FG	UCLA possession -> TD pass
Jay Shaw	11/07/2020	at Colorado	FG	UCLA possession -> TD run
Adarius Pickett	09/03/2017	Texas A&M	FG	UCLA possession -> TD pass
DeChauN Holiday	11/12/2016	Oregon State	P	Returned for touchdown
Rick Wade	11/03/2016	at Colorado	FG	UCLA possession -> Punt
Eli Ankou	09/17/2016	at BYU	FG	UCLA possession -> End of half
Takkarist McKinley	09/12/2015	at UNLV	P	UCLA possession -> Field goal
Ishmael Adams	11/01/2014	Arizona	FG	UCLA possession -> Punt
Eric Kendricks	11/15/2013	Washington	FG	UCLA possession -> Punt
Myles Jack	10/26/2013	Oregon	P	UCLA possession -> TD pass
Cassius Marsh	09/21/2013	New Mexico State	FG	UCLA possession -> End of half
Kenny Orjioke	08/31/2013	Nevada	P	Returned for touchdown
Sheldon Price	11/17/2012	USC	FG	UCLA possession -> Punt
Eric Kendricks	11/17/2012	USC	P	UCLA possession -> TD run
Anthony Barr	11/10/2012	at Washington State	P	UCLA possession -> End of half
Jordan Zumwalt	11/10/2012	at Washington State	P	UCLA possession -> Lost fumble
Cassius Marsh	11/10/2012	at Washington State	FG	Touchback -> UCLA possession
Datone Jones	11/10/2012	at Washington State	FG	Returned for touchdown
Datone Jones	10/06/2012	at California	XP	CAL kickoff
Dalton Hilliard	10/06/2012	at California	XP	CAL kickoff

- Bruins Kazmeir Allen, Kyle Philips and David Priebe scored touchdowns on special teams in 2021. Since 2012, UCLA has found the end zone 10 times on special teams.

Scoring Player	Date	Opponent	Play
Kazmeir Allen	11/20/2021	at USC	100-yard kickoff return
Kyle Philips	11/13/2021	Colorado	82-yard punt return
David Priebe	08/28/2021	Hawai'i	0-yard punt block return
Kyle Philips	09/21/2019	at Washington State	69-yard punt return
Demetric Felton Jr.	09/21/2019	at Washington State	100-yard kickoff return
Darnay Holmes	11/24/2018	Stanford	93-yard kickoff return
Jordan Lasley	11/12/2016	Oregon State	23-yard punt block return
Ishmael Adams	09/25/2014	Arizona State	100-yard kickoff return
Phillip Ruhl	08/31/2013	Nevada	4-yard punt block return
Sheldon Price	11/10/2012	at Washington State	68-yard field-goal block return

BRUINS IN CRUNCH TIME

- Since 1990, UCLA has scored the last points of a game to win by seven or fewer on 40 occasions.

Year	Scoring Player	Game	Play	Time Left	Final
2022	Zach Charbonnet	at California	5-yard run	7:53	35-28
2022	Nicholas Barr-Mira	South Alabama	24-yard field goal	0:00	32-31
2020	Demetric Felton Jr.	at Arizona State	2-yard run	1:08	25-18
2019	Demetric Felton Jr.	at Washington State	15-yard pass from D. Thompson-Robinson	1:07	67-63
2017	Jordan Lasley	Texas A&M	10-yard pass from J. Rosen	0:43	45-44
2015	Soso Jamabo	Colorado	2-yard run	8:28	35-31
2015	Nate Starks	BYU	3-yard run	3:21	24-23
2014	Brett Hundley	at Colorado	8-yard run	OT2	40-37
2014	Ka'imi Fairbairn	at California	26-yard field goal	3:04	36-34
2014	Jordan Payton	Texas%	33-yard pass from J. Neuheisel	3:00	20-17
2014	Thomas Duarte	Memphis	33-yard pass from B. Hundley	10:52	42-35
2012	Ka'imi Fairbairn	at Arizona State	33-yard field goal	0:00	45-43
2011	Derrick Coleman	Arizona State	1-yard run	0:49	29-28
2011	Shaq Evans	Washington State	7-yard pass from K. Prince	3:26	28-25
2010	Kai Forbath	Oregon State	51-yard field goal	0:00	17-14
2009	Kai Forbath	Washington	27-yard field goal	14:53	24-23
2008	Kai Forbath	Tennessee	42-yard field goal	OT1	27-24
2008	Cory Harkey	Stanford	7-yard pass from K. Craft	0:10	23-20
2005	Brandon Breazell	at Stanford	23-yard pass from D. Olson^	OT1	30-27
2005	Maurice Jones-Drew	at Washington State	1-yard run#	OT1	44-41
2005	Maurice Jones-Drew	California	28-yard pass from D. Olson	1:35	47-40
2005	Maurice Jones-Drew	Washington	1-yard run	1:08	21-17
2003	Justin Medlock	California	41-yard field goal	OT1	23-20
2003	Rodney Leisle	at Arizona	55-yard interception return	13:41	24-21
2000	Cory Paus	at Arizona	13-yard run	0:48	27-24
2000	Ed Jeremiah-Stansbury	Michigan	2-yard pass from R. McCann	6:30	23-20
1999	Chris Griffith	Washington	41-yard field goal	OT1	23-20
1998	Brad Melsby	at Oregon State	61-yard pass from C. McNown	0:21	41-34
1998	DeShaun Foster	Stanford	8-yard run	8:05	28-24
1998	Chris Sailer	Oregon	24-yard field goal	OT1	41-38
1997	Ryan Neufeld	Texas A&M'	5-yard run, C. McNown 2-point run	7:05	29-23
1996	Skip Hicks	USC	25-yard run*	OT2	48-41
1994	Skip Hicks	Stanford	7-yard run, J. Stokes 2-point pass from W. Cook	3:05	31-30

1994	Sharmon Shah	SMU	9-yard run	12:17	17-10
1993	Bjorn Merten	at Oregon State	35-yard field goal	8:57	20-17
1992	Louis Perez	at Oregon	40-yard field goal	0:00	9-6
1991	Louis Perez	Illinois ²	19-yard field goal	12:55	6-3
1991	Kevin Williams	BYU	1-yard run	14:14	27-23
1990	Brad Daluiso	at Washington	43-yard field goal	0:10	25-23
1990	Brad Daluiso	Stanford	21-yard field goal	0:01	21-20

^ Bruins tied score on Maurice Jones-Drew's 1-yard run with 0:46 remaining
Bruins tied score on Drew Olson's 9-yard pass to Marcus Everett with 0:44 remaining
* Bruins tied score on Skip Hicks' 11-yard run with 0:39 remaining
% in Arlington, Texas; 1 Cotton Bowl (Houston, Texas); 2 Sun Bowl (El Paso, Texas)

• Since 1990, 11 UCLA kickers have converted last-minute or overtime field goals to win games, with Nicholas Barr-Mira the latest to do so against South Alabama in 2022. Brad Daluiso and Kai Forbath each accomplished the feat twice.

Kicker	Date	Game	Distance	Time Left	Final
Nicholas Barr-Mira	09/17/2022	South Alabama	24 yards	0:00	32-31
J.J. Molson	11/24/2017	California	37 yards	0:04	30-27
Ka'imi Fairbairn	10/27/2012	at Arizona State	33 yards	0:00	45-43
Kai Forbath	11/06/2010	Oregon State	51 yards	0:00	17-14
Kai Forbath	09/01/2008	Tennessee	42 yards	OT1	27-24
Justin Medlock	10/18/2003	California	41 yards	OT1	23-20
Chris Griffith	11/19/1999	Washington	22 yards	OT1	23-20
Chris Sailer	10/17/1998	Oregon	24 yards	OT1	41-38
Louis Perez	11/14/1992	at Oregon	40 yards	0:00	9-6
Brad Daluiso	11/10/1990	at Washington	43 yards	0:10	25-22
Brad Daluiso	09/15/1990	Stanford	21 yards	0:01	21-20

• UCLA has notched two of the three largest comebacks in FBS football history since 2017, overcoming a 34-point deficit to defeat Texas A&M in 2017 and erasing a 32-point lead before prevailing at Washington State in 2019. Each turnaround came in the second half. Since 1980, UCLA teams have won nine times after trailing by 18 or more points.

Deficit	Date	Game	Trailed	Final
34	09/03/2017	Texas A&M	10-44 in Q3	45-44
32	09/21/2019	at Washington State	17-49 in Q3	67-63
22	12/30/2005	vs. Northwestern ¹	0-22 in Q1	50-38
21	10/29/2005	at Stanford	3-24 in Q4	30-27 (OT)
21	10/15/2005	at Washington State	7-28 in Q2	44-41 (OT)
21	09/30/2000	Arizona State	0-21 in Q2	38-31
21	09/25/1982	at Michigan	0-21 in Q2	31-27
20	10/20/1979	California	7-27 in Q3	28-27
18	09/14/2013	at Nebraska	3-21 in Q2	41-21

BIG-PLAY ABILITY

The Bruins have registered six offensive touchdowns of more than 50 yards so far in 2023. Since 2018, UCLA has scored 28 touchdowns of 50 yards or more on the offensive side of the ball.

Scoring Player	Date	Opponent	Play
T.J. Harden	09/16/2023	North Carolina Central	62-yard rush
Collin Schlee	09/16/2023	North Carolina Central	57-yard rush
Kam Brown	09/16/2023	North Carolina Central	67-yard pass
T.J. Harden	09/09/2023	at San Diego State	59-yard rush
Josiah Norwood	09/09/2023	at San Diego State	81-yard pass
J.Michael Sturdivant	09/02/2023	Coastal Carolina	62-yard pass
Kazmeir Allen	11/19/2022	USC	55-yard pass
Hudson Habermehl	11/12/2022	Arizona	51-yard pass
Kazmeir Allen	11/05/2022	at Arizona State	75-yard rush
Kazmeir Allen	10/29/2022	Stanford	72-yard rush
Logan Loya	10/08/2022	Utah	50-yard pass
Josiah Norwood	09/03/2022	Bowling Green	50-yard pass
Keegan Jones	09/03/2022	Bowling Green	52-yard pass
Dorian Thompson-Robinson	09/03/2022	Bowling Green	68-yard rush
Kazmeir Allen	11/20/2021	at USC	58-yard pass
Kyle Philips	09/25/2021	at Stanford	75-yard pass
Greg Dulcich	09/04/2021	LSU	75-yard pass
Greg Dulcich	12/12/2020	USC	69-yard pass
Dorian Thompson-Robinson	11/07/2020	at Colorado	65-yard rush
Greg Dulcich	11/07/2020	at Colorado	52-yard pass
Devin Asiasi	11/23/2019	at USC	53-yard pass
Joshua Kelley	10/17/2019	at Stanford	54-yard rush
Demetric Felton Jr.	10/05/2019	Oregon State	75-yard rush
Demetric Felton Jr.	09/21/2019	at Washington State	94-yard pass
Demetric Felton Jr.	08/29/2019	at Cincinnati	75-yard pass
Joshua Kelley	11/17/2018	USC	55-yard rush
Caleb Wilson	11/03/2018	at Oregon	63-yard pass
Kazmeir Allen	09/01/2018	Cincinnati	74-yard rush

BRUINS IN THE NFL

Name	Pos.	Exp.	Team
Kazmeir Allen	WR	R	Washington*
Alec Anderson	OT	1	Buffalo
Eli Ankou	DT	7	Atlanta
Devin Asasi	TE	4	Cleveland*
Krys Barnes	LB	4	Arizona
Jake Bobo	WR	R	Seattle
Jake Brendel	OL	7	San Francisco
Brittain Brown	RB	1	Las Vegas@
Zach Charbonnet	RB	R	Seattle
Kenny Clark	DL	8	Green Bay
Matt Dickerson	DE	5	Kansas City
Greg Dulcich	TE	1	Denver@
Ka'imi Fairbairn	K	8	Houston
Demetric Felton Jr.	RB	3	Cincinnati*
Jon Gaines II	OL	R	Arizona@
Azizi Hearn	CB	R	New England*
Darnay Holmes	CB	4	NY Giants
Andre James	C	5	Las Vegas
Joshua Kelley	RB	4	LA Chargers
Eric Kendricks	LB	9	LA Chargers
Qwuantrizz Knight	CB	1	Arizona
Quentin Lake	S	1	LA Rams
Marcedes Lewis	TE	18	Chicago
Atonio Mafi	OL	R	New England
Kolton Miller	OT	6	Las Vegas
Fabian Moreau	CB	7	Denver
Raiqwon O'Neal	OL	R	Seattle
Osa Odighizuwa	DT	3	Dallas
Otito Ogbornia	DL	1	LA Chargers#
Kyle Philips	WR	1	Tennessee
Scott Quessenberry	OL	6	Houston@
Sean Rhyan	OT/G	1	Green Bay
Matthew Slater	WR	16	New England
Dorian Thompson-Robinson	QB	R	Cleveland

* Practice squad
@ Reserve/Injured
Active/PUP

UCLA's RECENT NFL DRAFT PICKS

Name	Pos.	Yr.	RD/PK	Team
Zach Charbonnet	RB	2023	2/52	Seattle
Jon Gaines II	G	2023	4/122	Arizona
Atonio Mafi	G	2023	5/140	Cleveland
Dorian Thompson-Robinson	QB	2023	5/144	New England
Greg Dulcich	TE	2022	3/80	Denver
Sean Rhyan	OL	2022	3/92	Green Bay
Otito Ogbornia	DT	2022	5/160	LA Chargers
Kyle Philips	WR	2022	5/163	Tennessee
Quentin Lake	S	2022	6/211	LA Rams
Brittain Brown	RB	2022	7/250	Las Vegas
Osa Odighizuwa	DT	2021	3/75	Dallas
Demetric Felton	WR	2021	6/211	Cleveland
Devin Asiasi	TE	2020	3/91	New England
Darnay Holmes	CB	2020	4/110	NY Giants
Joshua Kelley	RB	2020	4/112	LA Chargers
Caleb Wilson	TE	2019	7/254	Arizona
Josh Rosen	QB	2018	1/10	Arizona
Kolton Miller	OT	2018	1/15	Oakland
Kenny Young	ILB	2018	4/122	Baltimore
Scott Quessenberry	C	2018	5/155	LA Chargers
Jordan Lasley	WR	2018	5/162	Baltimore
Takkarist McKinley	DE	2017	1/26	Atlanta
Fabian Moreau	CB	2017	3/81	Washington
Eddie Vanderdoes	DT	2017	3/88	Oakland
Jayon Brown	LB	2017	5/155	Tennessee
Conor McDermott	OT	2017	6/211	New England
Kenny Clark	NT	2016	1/27	Green Bay
Myles Jack	OLB	2016	2/36	Jacksonville
Caleb Benenoch	OT	2016	5/148	Tampa Bay
Paul Perkins	RB	2016	5/149	NY Giants
Jordan Payton	WR	2016	5/154	Cleveland
Aaron Wallace	OLB	2016	7/222	Tennessee
Thomas Duarte	TE	2016	7/231	Miami
Devin Fuller	WR	2016	7/238	Atlanta

UCLA's TRUE-FRESHMAN STARTERS IN SEASON OPENERS (SINCE 1988)

Year	Name	Position	Opponent
2020	Luke Akers	P	at Colorado
	R.J. Lopez	K	at Colorado
	Damian Sellers	LB	at Colorado
2019	Sean Rhyan	LT	at Cincinnati
2018	Christaphany Murray	C	Cincinnati
	Atonio Mafi	DL	Cincinnati
2017	Jaelan Phillips	DE	Texas A&M
	Darnay Holmes	CB	Texas A&M
2015	Josh Rosen	QB	Virginia
2014	Najee Toran	LG	at Virginia
2013	Alex Redmond	RG	Nevada
	Sean Covington	P	Nevada
2012	Simon Goines	RT	at Rice
2009	Xavier Su'a-Filo	LT	San Diego State
2008	Rahim Moore	S	Tennessee
2007	Christian Yount	LS	at Stanford
2001	Matt Ware	CB	at Alabama
1999	Asi Faoa	LB	Boise State
	Nate Fikse	P	Boise State
1998	Jeff Grau	LS	Texas
1995	Chris Sailer	P	Miami (FL)

UCLA's TRUE-FRESHMAN QB STARTERS

Year	Name	Games
2023	Dante Moore	4
2018	Dorian Thompson-Robinson	8
2015	Josh Rosen	13
2002	Drew Olson	5
2002	Matt Moore	1
1995	Cade McNown	9
1992	Ryan Fien	1
1979	Tom Ramsey	2
1974	Steve Bukich	1

UCLA's TRUE-FRESHMAN QB RECORDS

Year	Name	Mark (Year)
Passing Yards/Game	Josh Rosen	399 vs. CAL (2015)
Passing Yards/Season	Josh Rosen	3,122 (2015)
300-Yard Passing Games	Josh Rosen	5 (2015)
TD Passes/Game	Josh Rosen	3, 3 times (2015)
	Cade McNown	3 vs. Kansas (1995)
	Dante Moore	3 at SDSU (2023)
TD Passes/Season	Josh Rosen	19 (2015)
Passing Attempts/Game	Josh Rosen	57 vs. WSU (2015)
Completions/Game	Josh Rosen	34 vs. CAL (2015)
Longest Pass Play	Dante Moore	81 yards at SDSU (2023)

BRUINS IN GRAD SCHOOL

Eleven of the UCLA Bruins are currently enrolled in the master's degree program in Transformative Coaching and Leadership — **Kenny Churchwell III, Duke Clemens, Ryan Cragun, Kyle Ford, Hudson Habermehl, Jake Heimlicher, Alex Johnson, Logan Loya, William Nimmo Jr., Jake Wiley** and **Colson Yankoff**.

Offered by UCLA's Department of Education, the master's degree in Transformative Coaching and Leadership prepares graduates for careers in coaching and sports leadership in professional and collegiate athletics, K-12 schools and community-based sports organizations. Inspired by the legendary John Wooden, the goals of the program include enabling prospective candidates to develop their own philosophy of coaching and leadership—and one that is premised on a holistic understanding of persons and sound principles of coaching, teaching and learning.

The degree program is also informed by an ethic of social justice, where teaching and coaching in various contexts—collegiate sports, professional sports, K-12 schools, Boys and Girls Clubs and other community sports programs—are analyzed through the lens of equity, access, diversity, and human dignity with the steadfast aim of contributing to the creation of a more just, equitable and humane society through enlightened and socially conscious sports education and leadership.

In addition, **Chase Griffin** has completed the Transformative Coaching and Leadership program and is now enrolled in the Master of Legal Studies program at UCLA Law. He is joined in that program by **David Magna**.

BRUIN NFL LINKS

Kam Brown's dad, Larry, played from 1991-98 for Dallas, the Raiders and the Vikings and was a member of three Super Bowl championship teams (XXVII, XXVIII and XXX) and the MVP of Super Bowl XXX ... **Isaiah Newcombe's** dad, Bobby, was a member of the Ravens and Cardinals (2001) ... **Grant Buckley's** dad Jeff, played for the Dolphins (1996-98) and the 49ers (1999) ... multiple members of the Bruin coaching staff have links to the NFL in addition to head coach Chip Kelly — defensive coordinator **D'Anton Lynn** previously coached in the NFL with the Ravens, Texans, Chargers, Bills and Jets ... associate head coach and running backs coach **DeShaun Foster** played seven seasons in the NFL: 2002-07 with the Panthers and 2008 at San Francisco after his UCLA playing career ... inside linebackers coach **Ken Norton Jr.** coached with the Seahawks and Raiders from 2010-21 after playing for the Cowboys (1988-1993) and 49ers (1994-2000) ... offensive line coach **Tim Drevno** was an assistant for the 49ers from 2011-13 ... Director of Football Performance **Keith Belton** played running back in the NFL for the Lions, Bears and Broncos from 2004-07 ... defensive analyst **Shea Pitts'** dad, Ron, played defensive back at UCLA from 1981-84 and then in the NFL for Buffalo and Green Bay (1985-1990). Shea's grandfather, Elijah Pitts (1938-1998), was a running back for the Green Bay Packers and was part of all five NFL-championship teams under Vince Lombardi, including the first two Super Bowls.

LIKE FATHER, LIKE SON

Several Bruins have dads who played college football: WR **Kam Brown** (Larry - TCU), DL **Grant Buckley** (Jeff - Stanford), TE **Michael Church** (Kenneth - California), OL **Bruno Fina** (John - Arizona), TE **Hudson Habermehl** (Steve - Cal Poly), DB **Isaiah Newcombe** (Bobby - Nebraska), RB **Jack Pedersen** (Jon - Nebraska), WR **J. Michael Sturdivant** (Michael - Virginia Tech) and TE **Sam Summa** (Greg - Navy).

THE STORY OF NO. 36

On Aug. 26, 2022, head coach Chip Kelly awarded Alex Johnson the No. 36 jersey in honor of Nick Pasquale, who wore the number for the Bruins in 2012 and 2013 before his death in a car accident.

Nick was a 5-7, 172-pound redshirt freshman walk-on receiver for the Bruins who had seen his first game action a week before his death in September of 2013. He was known for his passion for the game, his limitless determination and his high qualities as a teammate. Current UCLA coach Jerry Neuheisel was a teammate of Pasquale.

Johnson has carved out roles on special teams and as a reserve defensive back across his 42 games played entering 2023. Johnson follows in the footsteps of Ethan Fernea, who donned the number from 2019-2021. The 2019 season was the first that a Bruin had worn the No. 36 since the start of the 2013 campaign.

UCLA SIGNS DEAL WITH JORDAN/NIKE

UCLA's Alice and Nahum Lainer Family Director of Athletics Martin Jarmond forged a six-year agreement with Nike, Inc. to make Jordan Brand and Nike the Bruins' official athletic footwear, apparel and equipment providers beginning on July 1, 2021. Under the terms of the agreement, Nike supplies uniforms, footwear, apparel and equipment to 22 of UCLA's 25 varsity athletic teams, while Jordan Brand outfits the football and men's and women's basketball programs with "Jumpman" product. With this agreement, UCLA became the only school to wear the Jumpman in the Pac-12 Conference, and only the fifth university in the country to join forces with Jordan Brand on football, as well as both men's and women's basketball. The contract extends beyond outfitting some of the most iconic teams in collegiate athletics. Nike, Inc. also lends its support to UCLA Athletics' student-athlete development programs, offers two summer internships per calendar year to UCLA students and annually hosts a group of selected UCLA students at its headquarters for an educational experience.

BRUIN FRESHMEN OVER THE YEARS

UCLA true-freshman quarterbacks to start games over the years include: **Dante Moore** (2023), **Dorian Thompson-Robinson** in 2018 (eight games), **Josh Rosen** in 2015 (13), **Matt Moore** in 2002 (one), **Drew Olson** in 2002 (five), **Cade McNown** in 1995 (nine), **Ryan Fien** in 1992 (one), **Tom Ramsey** in 1979 (two) and **Steve Bukich** in 1974 (one). Rosen was the first Bruin true freshman signal caller to start a season opener (a 2015 win versus Virginia). Thompson-Robinson (currently with the Cleveland Browns), Rosen (Minnesota Vikings, Browns, Atlanta Falcons, San Francisco 49ers, Miami Dolphins and Arizona Cardinals), Moore (Kansas City Chiefs, Dolphins, Carolina Panthers and Dallas Cowboys), Olson (49ers, Panthers and Baltimore Ravens), McNown (49ers, Dolphins and Chicago Bears) and Ramsey (Indianapolis Colts and New England Patriots) each saw action in the NFL.

UCLA used 11 true freshmen during the 2022 season. Two true freshmen saw action in the 2022 opener against Bowling Green — RBs **T.J. Harden** and **Carsen Ryan**. Nine more saw the field in Game 2 versus Alabama State: P **Chase Barry**, WR **Jadyn Marshall**, RB **Jack Pedersen**, WR **Braden Pegan**, DB **Kamari Ramsey**, WR **Elijah Rodriguez**, DB **Clint Stephens**, DB **Croix Stewart** and LB **Jalen Woods**.

The Bruins set a school record with 21 true freshmen seeing the field in 2018. Twelve players saw action in the 2018 season opener vs. Cincinnati: WR **Kyle Philips**, DB **Stephan Blaylock**, DB **Rayshad Williams**, QB **Dorian Thompson-Robinson**, RB **Kazmeir Allen**, RB **Martell Irby**, WR **Chase Cota**, DL **Tyler Manoa**, DL **Atonio Mafi**, C **Christaphany Murray**, DB **Elisha Guidry** and DL **Otito Ogbornia**. WR **Michael Ezeike** saw his first action at Oklahoma. LB **Bo Calvert** and WR **Delon Hurt** saw action versus Fresno State. LB **Elijah Wade** played for the first time at Colorado. DB **Alex Johnson** hit the field at Oregon. WR **Greg Dulcich**, OL **Alec Anderson** and TE **David Priebe** were in action at Arizona State. OL **Jon Gaines II** played against Stanford.

In 2021, six true freshmen saw action. Five saw the field in the 2021 season-opener against Hawai'i: OL **Garrett DiGiorgio**, DB **Devin Kirkwood**, WR **Keontez Lewis**, DL **Tiaoalii Savea** and DL **Jay Toia**. A sixth true freshman, LB **Devin Aupiu**, played for the first time at Washington. In 2020, 10 Bruins took the field for the opener at Colorado: LB **Damian Sellers**, LB **Choé Bryant-Strother**, DB **D.J. Warnell**, WR **Matt Sykes**, WR **Logan Loya**, LB **Myles Jackson**, K **R.J. Lopez**, P **Luke Akers**, DB **John Humphrey** and DB **JonJon Vaughns**. An 11th true freshman, LB **Jeremiah Trojan**, saw action versus USC.

Nine true frosh saw action in 2019. **Kain Medrano** appeared on special teams versus California, while LB **John Ward** saw action against Oregon State. Three true freshmen Bruins played at Washington State: LS **Jack Landherr IV**, OL **Duke Clemens** and RB **Keegan Jones**. Four Bruins saw action in the 2019 opener at Cincinnati: LB **Carl Jones Jr.**, TE **Mike Martinez**, OT **Sean Rhyan** and LB **Adam Cohen**.

Three true freshmen saw action in the 2017 opener against Texas A&M in the Rose Bowl: DL **Jaelan Phillips**, DB **Darnay Holmes** and DB **Mo Osling III**. DL **Martin Andrus Jr.** saw action vs. Hawai'i and DB **Quentin Lake** saw his first action against CU. **Moses Robinson-Carr** took the field for the first time at Arizona. **Greg Rogers** came in against Oregon and Rahyme Johnson at UW.

A total of 11 Bruin true freshmen saw action in 2016: LB **Krys Barnes**, DB **Brandon Burton**, LS **Johnny Den Bleyker**, WR **Ethan Fernea**, WR **Theo Howard**, P **Austin Kent**, K **J.J. Molson**, RB **Jalen Starks**, RB **Brandon Stephens**, DL **Boss Tagalao** and LB **Lokeni Toailoa**.

Eight true freshmen played in the 2016 opener at Texas A&M: Tagalao, Molson, Den Bleyker, Kent, Fernea, Stephens, Brandon Burton and Lokeni Toailoa. Starks, Barnes and Howard saw their first action against UNLV.

The Bruins played a total of 10 true freshmen in 2015. Five saw action in the 2015 season opener against Virginia. Nine true frosh took the field in the 2014 season, seven in that season's opener at Virginia

The Bruins established a then-school mark in 2013 when guard **Scott Quessenberry** took the field at Oregon as the 18th true freshman to see action that season. A school-record 15 true freshmen saw action that season in the opener against Nevada, along with eight redshirt freshmen. UCLA played 12 true freshmen in 2012, including eight in the opener at Rice. One first-year player saw action in 2011. In 2010 and 2009, UCLA played 10 true freshmen each.

UCLA started a true-freshman quarterback, **Josh Rosen**, in the season opener of 2015. This marked a first in school history. In 2017, DL Jaelan Phillips and DB Darnay Holmes became the first true-freshman defensive tandem to start an opener.

FIRST-TIME BRUIN STARTERS UNDER CENTER

Twenty-eight first-time starters have gone under center for UCLA since 1990, including Dante Moore, Ethan Garbers and Chase Griffin. The Bruins have gone 14-14 in those games.

Year	Quarterback	Class	Game	Result	Passing (ATT-COMP-INT-YDS-TD)
2023	Dante Moore	Fr.	at San Diego State	W, 35-10	27-17-0-290-3
2021	Ethan Garbers	R-Fr.	at Utah	L, 24-44	44-27-1-265-2
2020	Chase Griffin	R-Fr.	at Oregon	L, 35-38	31-19-2-195-1
2019	Austin Burton	R-So.	Oregon State	L, 31-48	41-27-0-236-1
2018	Dorian Thompson-Robinson	Fr.	at Oklahoma	L, 21-49	26-16-0-254-1
2018	Wilton Speight	Grad.	Cincinnati	L, 17-26	12-8-1-45-0
2016	Mike Fafaul	R-Sr.	at Washington State	L, 21-27	40-24-2-258-3
2015	Josh Rosen	Fr.	Virginia	W, 34-16	35-28-0-350-3
2012	Brett Hundley	R-Fr.	at Rice	W, 49-24	28-21-1-202-2
2010	Richard Brehaut	So.	Washington State	W, 42-28	23-12-0-128-0
2009	Kevin Prince	R-Fr.	San Diego State	W, 33-14	29-18-2-144-1
2008	Kevin Craft	R-Jr.	Tennessee	W, 27-24 (OT)	43-25-4-259-1
2007	Osaar Rasshan	R-So.	Arizona State	L, 20-24	27-14-1-181-0
2006	Patrick Cowan	R-So.	at Oregon	L, 20-30	31-16-1-112-0
2006	Ben Olson	R-So.	Utah	W, 31-10	33-25-0-318-3
2002	Drew Olson	Fr.	at Washington	W, 34-24	27-13-0-189-0
2002	Matt Moore	Fr.	Stanford	W, 28-18	19-7-0-142-1
2001	Scott McEwan	R-Sr.	Arizona State	W, 52-42	36-20-1-280-3
1999	Ryan McCann	R-Fr.	at USC	L, 17-7	29-17-3-204-0
1999	Cory Paus	R-Fr.	Fresno State	W, 35-21	13-9-0-113-1
1999	Drew Bennett	R-Jr.	Boise State	W, 38-7	16-8-1-120-1
1995	Cade McNowan	Fr.	Oregon	L, 38-31	24-12-1-183-0
1992	Ryan Fien	Fr.	Arizona State	L, 20-0	7-4-0-18-0
1992	John Barnes	Sr.	at Washington State	L, 30-17	7-2-1-22-0
1992	Rob Walker	R-Fr.	at BYU	W, 17-10	26-18-1-198-0
1992	Wayne Cook	R-So.	CS Fullerton	W, 37-14	13-8-0-155-2
1990	Tommy Maddox	R-Fr.	at Michigan	L, 38-15	47-26-2-353-1
1990	Jim Bonds	Jr.	Oklahoma	L, 34-14	14-8-2-69-0

UCLA'S 300-YARD PASSING GAMES (SINCE 2012)

Year	Game	Yards	Result
2022	vs. Pittsburgh	325	L, 35-37
	USC	309	L, 45-48
	Washington	315	W, 40-32
	Bowling Green	357	W, 45-17
2021	at USC	349	W, 62-33
2020	USC	364	L, 38-43
	at Colorado	303	L, 42-48
2019	California	343	L, 18-28
	at USC	383	L, 35-52
	at Washington State	507	W, 67-63
2018	Stanford	466	L, 42-49
	at Arizona State	335	L, 28-31
	Arizona	307	W, 31-30
2017	California	393	W, 30-27
	USC	421	L, 23-28
	Arizona State	420	W, 44-37
	Colorado	372	W, 27-23
	at Stanford	480	L, 34-58
	at Memphis	463	L, 45-48
	Hawai'i	373	W, 56-23
	Texas A&M	491	W, 45-44
2016	Utah	464	L, 45-52
	at Arizona State	444	L, 20-23
	Arizona	350	W, 45-24
	at BYU	307	W, 17-14
	at Texas A&M	343	L, 24-31 (OT)
2015	Nebraska^	319	L, 29-37
	Washington State	340	L, 27-31
	at Oregon State	390	W, 41-0
	California	399	W, 40-24
	at Stanford	325	L, 35-56
	Virginia	351	W, 34-16
2014	USC	326	W, 38-20
	Washington	302	W, 44-30
	at California	330	W, 36-34
	Arizona State	355	W, 62-27
	Memphis	396	W, 42-35
2013	California	410	W, 37-10
	New Mexico State	394	W, 59-13
	Nevada	302	W, 58-20
2012	Baylor#	329	L, 26-49
	Arizona	303	W, 66-10
	Oregon State	372	L, 20-27
	Houston	320	W, 37-6
	Nebraska	309	W, 36-30
	at Rice	303	W, 49-24

^ Foster Farms Bowl (Santa Clara, Calif.)

Holiday Bowl (San Diego, Calif.)

UCLA IN OVERTIME GAMES (8-3)

Date	Game	Result
12/19/2020	Stanford	L, 48-49 (2OT)
09/03/2016	at Texas A&M	L, 24-31 (OT)
10/25/2014	at Colorado	W, 40-37 (2OT)
09/01/2008	Tennessee	W, 27-24 (OT)
10/29/2005	at Stanford	W, 30-27 (OT)
10/15/2005	at Washington State	W, 44-41 (OT)
10/18/2003	California	W, 23-20 (OT)
10/14/2000	at California	L, 38-46 (3OT)
11/13/1999	Washington	W, 23-20 (OT)
10/17/1998	Oregon	W, 41-38 (OT)
11/23/1996	USC	W, 48-41 (2OT)

DUKE CLEMENS (62)

REDSHIRT SENIOR – OL – 6-4, 300 – Kailua, Hawaii (Punahou School)



KEY NOTES ON CLEMENS

- UCLA rushed for 404 yards against North Carolina Central (Sept. 16) and 254 at San Diego State (Sept. 9) ... Bruins eclipsed 250-yard mark four times in 2022
- Has been named to watch lists for Outland Trophy, Rimington Trophy, Polynesian College Football Player of the Year and Senior Bowl
- Earned Honorable Mention spot on

preseason All-Pac-12 team

- Has 26 consecutive starts at center dating back to 2021
- 2022 Bruins led Pac-12 in rushing, averaging more than 200 yards per game for third straight season
- UCLA offensive line was named semifinalist for Joe Moore Award as nation's top unit

T.J. HARDEN (25)

SOPHOMORE – RB – 6-2, 215 – Los Angeles, Calif. (Inglewood HS)



KEY NOTES ON HARDEN

- Has rushed 70 times for 486 yards (6.94 yards per carry) across his past seven games
- Has registered touchdown runs of 62 and 59 yards in 2023
- Recorded 11 carries for 111 yards against Pittsburgh at the 2022 Tony the Tiger Sun Bowl (Dec. 30, 2022)
- Starred at Inglewood HS alongside quarterback and current teammate Justyn Martin.

Harden Career Rushing Stats

Year	TCB	Net Yds	Avg	TD	LG
2022	44	325	7.4	2	34
2023	47	286	6.1	2	62
Totals	91	611	6.7	4	62

LAIATU LATU (15)

Senior – DL – 6-5, 265 – Sacramento, Calif. (Washington)



KEY NOTES ON LATU

- Recorded first career interception versus N.C. Central (Sept. 16) ... matched career high with three sacks in season-opening win against Coastal Carolina (Sept. 2).
- Has five forced fumbles since 2022
- Is quarterfinalist for Lott IMPACT® Trophy, on watch lists for Bronko Nagurski Trophy, Chuck Bednarik Award, The Lombardi Award™, Polynesian College

Football Player of the Year and Senior Bowl and was part of preseason All-Pac-12 First Team ... was All-Pac-12 First Team in 2022

- Won 2022 College Football Comeback Player of the Year Award
- Also starred for Jesuit HS rugby team, helping Marauders to national championships in 2019 and 2017

Latu Career Stats (*at Washington)

Year	TT	T-AT	Sacks-Yds	TFL-Yds	INT (TD)
2019*	16	11-5	0.5-4	1.5-5	0 (0)
2020*	DNP				
2021*	DNP				
2022	36	23-13	10.5-80	12.5-82	0 (0)
2023	16	10-6	5.0-28	8.5-32	1 (0)
Totals	68	44-24	16.0-112	22.5-119	1 (0)

DARIUS MUASAU (53)

REDSHIRT SENIOR – LB – 6-1, 230 – Ewa Beach, Hawaii (Hawai'i)



KEY NOTES ON MUASAU

- Named Senior Bowl Defensive Player of the Week after piling up six total tackles, two sacks, three tackles for loss and one interception at San Diego State (Sept. 9)
- Has been named to watch lists for Butkus Award Preseason, Polynesian College Football Player of the Year and Senior Bowl
- Made preseason All-Pac-12 First Team
- Eclipsed 100 total tackles in 2020 and

2021 for Hawai'i ... his 91 stops in 2022 led UCLA ... made team-high nine total tackles in Sept. 2 opener versus Coastal Carolina


- Collected career-best 18 total tackles against UNLV in 2020
- Made All-Mountain West First Team in 2020 and 2021

Muasau Career Stats (*at Hawai'i)

Year	TT	T-AT	Sacks-Yds	TFL-Yds	INT (TD)
2019*	61	44-17	0.0-0	3.0-8	0 (0)
2020*	104	68-36	4.5-15	9.5-23	1 (0)
2021*	109	64-45	7.0-47	14.0-64	1 (0)
2022	91	42-49	1.0-9	3.0-13	2 (0)
2023	26	17-9	4.0-26	6.0-33	1 (0)
Totals	391	235-156	16.5-97	35.5-141	5 (0)

GABRIEL MURPHY (11)

REDSHIRT JUNIOR – DL – 6-3, 260 – Dallas, Texas (North Texas)



KEY NOTES ON GABRIEL MURPHY

- Has registered two or more tackles for loss versus Washington State (2.5, Oct. 7), North Carolina Central (two, Sept. 16) and Coastal Carolina (two, Sept. 2) this season
- Named to The Lombardi Award™ watch list
- Has started all 18 games played for Bruins since 2022
- Selected to Pro Football Focus (PFF)

All-Pac-12 Second Team in 2022

- Made PFF All-Conference USA Second Team in 2021

Gabriel Murphy Career Stats (*at North Texas)

Year	TT	T-AT	Sacks-Yds	TFL-Yds	INT (TD)
2019*	1	1-0	0.0-0	0.0-0	0 (0)
2020*	18	10-8	4.5-37	5.5-38	0 (0)
2021*	52	20-32	7.0-46	12.0-61	0 (0)
2022	38	20-18	1.5-12	4.0-16	0 (0)
2023	14	8-6	2.0-21	7.0-29	0 (0)
Totals	123	59-64	15.0-116	28.5-144	0 (0)

GRAYSON MURPHY (12)

REDSHIRT JUNIOR – DL – 6-3, 260 – Dallas, Texas (North Texas)



KEY NOTES ON GRAYSON MURPHY

- Made five total tackles, including 1.5 for loss, in win at San Diego State (Sept. 9)
- Started all 13 games for Bruins in 2022
- Selected to Pro Football Focus All-Pac-12 Third Team in 2022 ... made Honorable Mention cut on midseason list
- Finished second on team with nine tackles for loss in 2022
- His 0.38 sacks-per-game rate in 2022

was 14th among Pac-12 players

- Recorded career-high three sacks against UTSA in 2021

Grayson Murphy Career Stats (*at North Texas)

Year	TT	T-AT	Sacks-Yds	TFL-Yds	INT (TD)
2019*	0	0-0	0.0-0	0.0-0	0 (0)
2020*	19	7-12	3.0-25	8.5-53	0 (0)
2021*	38	18-20	8.5-53	14.5-75	0 (0)
2022	26	17-9	5.0-41	9.0-51	0 (0)
2023	14	10-4	1.5-18	4.0-21	0 (0)
Totals	97	52-45	18.0-137	36.0-200	0 (0)

CARSON STEELE (33)

JUNIOR – RB – 6-1, 225 – Greenwood, Ind. (Ball State)



KEY NOTES ON STEELE

- Eclipsed 100 rushing yards for first time as Bruin against Washington State (30 carries for 141 yards, Oct. 7) ... logged 12 100-yard rushing games at Ball State
- Rushed 13 times for 76 yards in season-opening win against Coastal Carolina ... also made four catches for 20 yards and his first score with UCLA
- Named to Doak Walker Award Watch List


- Also tabbed to preseason All-Pac-12 Second Team
- Led Mid-American Conference (MAC) and ranked ninth nationally in rushing with 1,556 yards during 2022 campaign
- His rushing average of 129.7 yards per game in 2022 led MAC and ranked eighth nationally
- Has pet alligator named Crocky-J

Steele Career Rushing Stats (*at Ball State)

Year	TCB	Net Yds	Avg	TD	LG
2021*	192	891	4.6	6	49
2022*	289	1,556	5.4	14	48
2023	71	413	5.8	2	42
Totals	552	2,860	5.2	22	49

J. MICHAEL STURDIVANT (1)

REDSHIRT SOPHOMORE – WR – 6-3, 205 – Highland Village, Texas (California)



KEY NOTES ON STURDIVANT

- Debuted for Bruins with 136 yards and a touchdown on five grabs in win ... each Game 1 catch went for a first down ... three came on third downs (Sept. 2)
- Named to Biletnikoff preseason watch list
- Named First Team Freshman All-American by The Athletic, College Football News and Football Writers Association of

America in 2022

- Led nation's freshman in receptions (65) and receptions per game (5.4) during 2022 campaign
- Father, Michael, played wide receiver at Virginia Tech ... uncle is Pro Football and College Football Hall of Famer Floyd Little

Sturdivant Career Receiving Stats (*at California)

Year	No	Yds	Avg	TD	LG
2021*	0	0	0.0	0	0
2022*	65	755	11.6	7	48
2023	16	334	20.9	2	62
Totals	81	1,089	13.4	9	62

JAY TOIA (93)

JUNIOR – DL – 6-3, 325 – Inglewood, Calif. (USC)



KEY NOTES ON TOIA

- Made four total tackles in season-opening win against Coastal Carolina (Sept. 2)
- Named to Polynesian Player of the Year watch list
- Named 2022 Tony the Tiger Sun Bowl Lineman of the Game after totaling season-best 10 tackles, including two for negative yardage (Dec. 30, 2022)

- Brother, Soane, plays football at San Jose State ... brother, Siaki Ika, was third-round draft pick of NFL's Cleveland Browns in 2023 after starring at Baylor and LSU ... cousin, Stanley Ta'ufo'ou, plays football at USC

Toia Career Stats

Year	TT	T-AT	Sacks-Yds	TFL-Yds	INT (TD)
2021	8	7-1	0.0-0	0.0-0	0 (0)
2022	30	13-17	1.0-7	3.0-10	0 (0)
2023	9	6-3	0.0-0	1.0-1	0 (0)
Totals	47	26-21	1.0-7	4.0-11	0 (0)



UCLA MOURNS LOSS OF BILL MCGOVERN

Bill McGovern, a highly-decorated college football player and successful defensive football coach possessing almost 40 years of college and NFL experience, passed away May 30 at his California home surrounded by family, following a battle with cancer. He was 60.

McGovern joined Chip Kelly's coaching staff as UCLA's defensive coordinator in February 2022. An All-America selection at defensive back as a collegian at Holy Cross, McGovern spent eight of the previous nine years prior to coming to UCLA at the professional level with the Chicago Bears, Philadelphia Eagles and New York Giants, where he guided several highly rated defensive units. In addition to holding down the defensive coordinator position with the Bruins, he also served in that capacity with Boston College and the University of Massachusetts.

STATEMENT FROM THE MCGOVERN FAMILY: "Early this morning we said goodbye to our beloved father and husband Bill after his long and difficult battle with cancer came to an end and today, we would like to thank the entire UCLA community for all of the love and support you gave to Bill and our entire family during this very difficult struggle. In particular, the McGovern family would like to thank UCLA head football coach Chip Kelly and his wife Jill as well as all of the players, coaches, trainers, and support staff of the UCLA football program and their families. It was the honor of Bill's coaching career to be the defensive coordinator for the UCLA Bruins and this past season was one of the highlights of Bill's coaching career. We are so thankful for the opportunity to be a part of such a historic athletic tradition and, more importantly, we could not have made it through this past year without the love and prayers of our UCLA family. The McGovern family is so grateful and thankful to all of you for your help during this difficult time and we will be indebted to you all forever. Thank you so much and we will cherish the wonderful memories we have of UCLA and our UCLA football family for the rest of our lives."

COACH DONAHUE TO BE HONORED WITH STATUE AT ROSE BOWL

The winningest coach in UCLA football and Pac-12 Conference history, Terry Donahue, will be celebrated with a statue at the Rose Bowl Stadium this fall. The unveiling and dedication event, which is open to the public, will take place on Friday, October 27 at 3 p.m. PT at America's Stadium in Pasadena, Calif.

The statue of Coach Donahue will be surrounded by 151 bronze roses of varying shapes and sizes. As a gift by over 100 donors to the Rose Bowl Legacy Foundation, the non-profit that supports the preservation, protection and enhancement of the Stadium's future, each rose has been supported by an individual or family and honors one of the conference- and school-record 151 wins during Donahue's career.

Coach Donahue's statue will be the fourth on Rose Bowl property to represent key moments and people in the venue's history, joining Jackie Robinson (dedicated in 2017), the 1999 Team USA FIFA Women's World Cup Champions (dedicated 2019) and iconic broadcaster Keith Jackson (dedicated 2019). It will be the first, statue located inside the Stadium's gates with the other three located outside the venue's fence line near the Stadium's main entrance at Gate A. The statue's location will be adjacent to the Charles E. Young Locker Room and UCLA players and coaches will pass by the iconic coach before each home game.

Donahue won more games than any other coach in the school's and the Pac-12 Conference's history. He ended his career with a winning record against each of the conference's teams,

including the Bruins' crosstown rival, the University of Southern California Trojans. Overall, he won 151 games, and 98 of those victories were in the Pac-10 (as the conference was known before adding two teams in 2011). His eighth and final win in a bowl came in the 1991 John Hancock Bowl. Donahue's streak of bowl victories included Rose Bowl Game@ wins in 1983, 1984 and 1986. He was the first person to appear in the Rose Bowl Game@ as a player, an assistant coach and a coach.

ANDREA DONAHUE: "On behalf of the Terry Donahue family, we are humbled by this outpouring of support for the Terry Donahue Statue and 151 Roses. The Rose Bowl has always played a meaningful part in our lives and provided us many opportunities and great joy. We can't begin to express our gratitude for this iconic stadium and all the people that make it so special. It is a great honor to continue Coach Terry Donahue's legacy so that he may continue to impact the lives of others."

TROY AIKMAN: "Coach Donahue impacted thousands of young men from all over America, not just in football, but in life. As good as he was at coaching the game, his greatest gift was being an example for how to be better men. We all carry a part of him deep within us. I'm so proud to support this project at the Rose Bowl to honor Coach and his lasting impact on so many."



UCLA's ASSISTANT COACHES

Coach	Position (Year at UCLA)	Booth/Field
Tim Drevno	Offensive Line (2nd)	Field
Jeff Faris	Tight Ends (2nd)	Field
DeShaun Foster	Associate Head Coach, Running Backs (7th)	Field
Ryan Gunderson	Quarterbacks (3rd)	Booth
D'Anton Lynn	Defensive Coordinator (1st)	Field
Ikaika Malloe	Defensive Line, Outside Linebackers (2nd)	Field
Jerry Neuheisel	Wide Receivers (3rd)	Field
Ken Norton Jr.	Inside Linebackers (2nd)	Field
Brian Norwood	Assistant Head Coach, Passing Game Coordinator, Defensive Backs (4th)	Booth
Kodi Whitfield	Cornerbacks (1st)	Field

RUSHING, TOTAL OFFENSE UNDER KELLY

Year	School	Rushing (rk)	Total Offense (rk)	Scoring (rk)
2022	UCLA	237.2 (6)	503.6 (4)	39.2 (8)
2021	UCLA	215.1 (14)	441.3 (31)	36.5 (12)
2020	UCLA	230.6 (12)	455.0 (21)	35.4 (20)
2019	UCLA	150.2 (81)	405.7 (65)	26.7 (80)
2018	UCLA	154.8 (85)	392.6 (74)	24.6 (97)
2012	Oregon	315.2 (3)	537.4 (5)	49.5 (2)
2011	Oregon	299.2 (5)	522.8 (4)	46.1 (3)
2010	Oregon	286.2 (4)	530.7 (1)	47.0 (1)
2009	Oregon	231.7 (6)	412.0 (33)	36.1 (8)
2008	Oregon	280.1 (2)	484.85 (7)	42.9 (7)
2007	Oregon	251.9 (6)	467.54 (10)	38.2 (12)

TOP INDIVIDUAL RUSHERS UNDER KELLY

Year	Player	Rushing (RK)
2022	Zach Charbonnet, UCLA	135.9 (4)
2021	Zach Charbonnet, UCLA	94.8 (30)
2020	Demetric Felton Jr., UCLA	111.3 (14)
2019	Joshua Kelley, UCLA	96.4 (27)
2018	Joshua Kelley, UCLA	113.0 (9)
2012	Kenjon Barner, Oregon	135.9 (4)
2011	LaMichael James, Oregon	150.4 (1)
2010	LaMichael James, Oregon	144.2 (1)
2009	LaMichael James, Oregon	118.9 (9)
2008	Jeremiah Johnson, Oregon	92.3 (34)
2007	Jonathan Stewart, Oregon	132.4 (7)

TOP-15 RANKED NCAA PLAYERS UNDER KELLY

Year	Name	Category	Mark (RK)
2022	Zach Charbonnet	All Purpose/Game	168.00 (1*)
2022	Zach Charbonnet	Rush Yards/Carry	6.97 (4*)
2022	Zach Charbonnet	Rush Yards/Game	135.9 (4*)
2022	D. Thompson-Robinson	Completion Percentage	.696 (6)
2022	D. Thompson-Robinson	Points Responsible For	238 (9)
2022	D. Thompson-Robinson	Points Responsible For/Game	18.3 (10)
2022	Laiatu Latu	Sacks/Game	0.81 (8)
2021	Kazmeir Allen	Kickoff Returns Average	29.1 (10*)
2021	Mitchell Agude	Forced Fumbles/Game	0.33 (11*)
2020	Demetric Felton Jr.	All Purpose/Game	165.83 (6)
2020	Mitchell Agude	Forced Fumbles/Game	0.43 (10)
2020	Greg Dulcich	Yards/Reception	19.88 (13)
2020	Demetric Felton Jr.	Rush Yards/Game	111.3 (14)
2020	Brittain Brown	Rush Yards/Carry	6.62 (15)
2018	Stefan Flintoff	Punting Average	45.8 (6)
2018	Adarius Pickett	Solo Tackles/Game	6.4 (6)
2018	Joshua Kelley	Rush Yards/Game	113.0 (9)
2012	Kenjon Barner	Rush Yards/Game	135.9 (4)
2012	Marcus Mariota	Passing Efficiency	163.23 (7*)
2012	Kenjon Barner	Scoring/Game	10.6 (T8)
2012	Kenjon Barner	All Purpose/Game	155.6 (T5)
2011	LaMichael James	Rush Yards/Game	150.4 (1*)
2011	LaMichael James	All Purpose/Game	181.25 (3*)
2011	De'Anthony Thomas	Kickoff Returns Average	27.3 (10*)
2011	LaMichael James	Scoring/Game	10.0 (11*)
2011	Darron Thomas	Passing Efficiency	158.65 (11)
2011	De'Anthony Thomas	All Purpose/Game	159.64 (11)
2010	LaMichael James	All Purpose/Game	161.4 (7*)
2010	Cliff Harris	Interceptions/Game	0.46 (T10)
2010	Cliff Harris	Punt Returns Average	18.8 (2)
2010	LaMichael James	Rush Yards/Game	144.3 (1*)
2010	LaMichael James	Scoring/Game	12.0 (1*)
2009	LaMichael James	Rush Yards/Game	118.9 (9)
2009	Kenny Rowe	Sacks/Game	0.88 (T9*)

* led Pac-12

Head Coach Chip Kelly



Record at UCLA

31-30 (6th season)

Overall Record

77-37 (10th season)

Chip Kelly was named UCLA's 17th head football coach Nov. 25, 2017. Kelly holds over 30 seasons of coaching experience at both the professional and collegiate levels, most recently serving as head coach of the San Francisco 49ers (2016) prior to coming to Westwood. He also worked as the head coach of the Philadelphia Eagles (2013-15) following four seasons as head coach at the University of Oregon (2009-12) where he posted a record of 46-7. At each stop, Kelly, as a head coach, has been the guiding force for some of the most productive offenses in the game, including seven seasons with NCAA top-25 ranked scoring offenses and seven with NCAA top-25 rushing offenses.

The 2022 Bruins posted nine regular-season wins and earned a bid to the Tony the Tiger Sun Bowl. UCLA achieved the highest total offense average in school history (503.6 yards per game), a mark which rated fourth in the nation. The Bruins led the Pac-12 in rushing average for the first time since 1976 (237.2 rushing yards per game, which ranked sixth nationally). It was the third straight season in which UCLA had averaged at least 200 yards rushing per contest and the first time the program had accomplished the feat since doing so from 1985-87. Quarterback Dorian Thompson-Robinson became the school's all-time leader in touchdown passes, passing yards, completions and total offense during the season while finishing his Bruin career ranked among the all-time top 10 in the Pac-12 in total offense and touchdown passes. The Bruins racked up more than 6,000 yards of total offense for just the fourth time in school history and set the school record for most points scored (510). Running back Zach Charbonnet led all Pac-12 players in 100-yard rushing games (eight) and owned the league's best per-game average at 135.9. He also led the nation in all-purpose yardage with an average of 168.0. The Bruin team finished the season with a national ranking (No. 21) in the polls for the first time since 2014. Charbonnet, Thompson-Robinson and offensive linemen Jon Gaines II and Antonio Mafi were selected in the 2023 NFL draft.

The 2021 season saw the Bruins record the program's most wins since 2015, at 8-4, finish tied for second in the Pac-12 South with a 6-3 conference mark and earn a bid to the San Diego Credit Union Holiday Bowl. UCLA paced the Pac-12 and ranked 12th nationally in scoring at 36.5 points per game. The Bruin rushing attack averaged 215.1 yards per contest to rate as the 14th-best unit in the NCAA. On the other side of the ball, the run defense rated second in the Pac-12 and 23rd nationally at 124.2 yards per game and UCLA ranked second in the conference in sacks. Wide receiver Kyle Phillips moved up among the top five at UCLA in career receptions after grabbing a Pac-12 best 10 scoring passes. Charbonnet led all Pac-12 running backs with seven 100-yard games during the year. Running back Brittain Brown topped conference rushers with a 6.03 yards per carry mark. Thompson-Robinson ranked No. 1 in the league in passing efficiency (153.9). Tight end Greg Dulcich was a semifinalist for the John Mackey Award as the nation's top performer at his position. His 117-yard performance versus LSU marked the eighth straight season in which a Bruin tight end reached the century receiving yards mark in a game. UCLA topped the nation in punt return average (20.0) and was seventh in kickoff return average (27.4). Offensive lineman Sean Rhyhan, defensive lineman Otito Ogbornia and defensive back Quentin Lake joined Brown, Dulcich and Phillips as selections in the NFL draft.

In 2020, the Bruins led the Pac-12 in scoring (248 points) and touchdowns scored (31). Thompson-Robinson produced the school's best pass efficiency mark since 2005 (156.29) and became the first Bruin quarterback to record a 300-yard passing (303) and 100-yard rushing (109) game in the same contest (at Colorado). UCLA produced a team rushing average of over 200 yards per game for just the fourth time since 1990. The mark of 230.6 rushing yards per contest ranked 12th nationally. A Bruin team had not finished with a rushing yards per carry mark greater than 2020's 5.1 mark since 1976. Dulcich rated No. 2 among the nation's tight ends with both his 73.9 receiving yards per game average and 19.88 yards per catch mark. Demetric

KELLY'S COACHING HISTORY

Year	Team	Title
2018-	UCLA	Head Coach
2016	San Francisco 49ers	Head Coach
2015	Philadelphia Eagles	Head Coach
2014	Philadelphia Eagles	Head Coach
2013	Philadelphia Eagles	Head Coach
2009-2012	Oregon	Head Coach
2007, 2008	Oregon	Offensive Coordinator
1999-2006	New Hampshire	Offensive Coordinator
1997, 1998	New Hampshire	Offensive Line
1994-96	New Hampshire	Running Backs
1993	Johns Hopkins	Defensive Coordinator
1992	New Hampshire	Running Backs
1991	Columbia	Outside Linebackers/Safeties
1990	Columbia	Defensive Backs/Special Teams

HEAD COACH CHIP KELLY'S YEAR-BY-YEAR TOTALS - COLLEGE

Year	School	Record	Pct.	League	Pct.	Finish	Postseason
2022	UCLA	4-1	.800	1-1	.500		
2022	UCLA	9-4	.692	6-3	.625	T-5th	Sun Bowl (L to Pittsburgh)
2021	UCLA	8-4	.667	6-3	.667	T-2nd South	Holiday Bowl (not played)
2020	UCLA	3-4	.429	3-4	.429	5th South	----
2019	UCLA	4-8	.333	4-5	.444	T-3rd South	----
2018	UCLA	3-9	.250	3-6	.333	5th South	----
2012	Oregon	12-1	.923	8-1	.889	T-1st North	Fiesta Bowl (W over Kansas State)
2011	Oregon	12-2	.857	8-1	.889	T-1st North	Rose Bowl (W over Wisconsin)
2010	Oregon	12-1	.923	9-0	1.000	1st North	BCS National Championship Game (L to Auburn)
2009	Oregon	10-3	.769	8-1	.889	1st North	Rose Bowl (L to Ohio State)
6th season at UCLA		31-30	.508	23-22	.511		2 bowl games
4 seasons at Oregon		46-7	.868	33-3	.917		4 bowl games
10 SEASONS OVERALL		77-37	.675	56-25	.691		6 bowl games

HEAD COACH CHIP KELLY'S YEAR-BY-YEAR TOTALS - NFL

Year	School	Record	Pct.	Division	Finish	Postseason
2016	San Francisco	2-14	.125	4th	NFC West	----
2015	Philadelphia	6-9	.400	2nd	NFC East	----
2014	Philadelphia	10-6	.625	2nd	NFC East	----
2013	Philadelphia	10-6	.625	1st	NFC East	NFC wild-card round
1 season at San Francisco		2-14	.125			----
3 seasons at Philadelphia		26-21	.553			1 playoff appearance
4 SEASONS OVERALL		28-35	.444			1 playoff appearance

Felton Jr. led the Pac-12 and ranked sixth in the NCAA in all-purpose yards (165.83). UCLA's defense showed improvement in all phases. The unit allowed almost 50 yards fewer in total offense (409.9) than the previous season, while reducing its rush defense average by almost 10 yards per game (135.7). It sliced almost half a yard off the rushing average per carry to 3.6, a mark which led the Pac-12. Per-game averages for tackles for loss (6.8) and sacks (3.3 - eighth nationally) both went up.

In Year 2 at UCLA, Thompson-Robinson finished among the top 10 at the school for a single season in completions (216 - ninth), total offense (2,899 - 10th) and touchdown passes (21 - 10th). He set a school mark with 564 yards of total offense in a win at Washington State while helping to orchestrate the second-largest comeback in school history (32 points). Running back Joshua Kelley became the eighth Bruin to post back-to-back 1,000-yard seasons. Kelley finished second in the Pac-12 in rushing yards per game. Felton set a school mark for a running back with 55 receptions and added a school-record four scoring plays of 75 yards or more. UCLA produced five straight 200-yard rushing games for the first time since 1978. Phillips finished with the most catches ever by a Bruin freshman player and became the first redshirt freshman to lead the team in receptions since 2001. His 60 catches tied for 11th on the all-time school single season list and his total of two 10-plus catch games ranks third on the all-time school list. Five wide receivers made their first career scoring catches during the season. The rush defense knocked off almost 0.5 yards per carry from the average of the previous season and the number of quarterback sacks increased from 11 to 26 over a year's time. Special teams improved across the board and featured a punt and kickoff return for a touchdown. UCLA ranked second in the nation in punt return average (22.5 yards).

In his first season in Westwood, Kelly became just the fourth Bruin head coach to guide his team past USC in his initial meeting with the crosstown rival. Kelley racked up 289 rushing yards in the win against the Trojans, the most ever in the series. Kelley finished ninth in the nation in rushing (113.0 yards per game) and 18th nationally in all-purpose yards (130.55). It marked the fifth consecutive season in which Kelly had produced an NCAA top-10 rated rushing offense leader as a college head coach. A young Bruin team, which saw a school-record 21 true-freshman student-athletes take the field during the season, showed steady improvement and generated 432.9 yards of total offense per game over the last eight contests of the season, including a 528-yard effort in the season finale versus Stanford.

Kelley's lone season in San Francisco saw the 49ers improve from the league's 21st-ranked rushing attack in 2015 (1,544 yards) to the fourth-best ground game in 2016 (2,019 yards). Running back Carlos Hyde was the biggest beneficiary of the improvement, gaining 988 yards in just 13 contests (76.0 yards per game).

Over Kelly's three seasons in Philadelphia, the Eagles ranked third in the NFL in points per game (26.9) and total offense (392.8 yards per game), as well as fourth in rushing yards per game (131.3). Sixteen Pro Bowlers were selected from his teams, including eight in 2014. The Eagles won 10 games in each of his first two seasons, as his 2014 offense scored a franchise-record 474 points to surpass his 2013 team's previous-record total of 442.

The Eagles showed a marked improvement in Year 1 under Kelly, as their 10 wins followed a four-win 2012. He became just the second head coach in league history to win a division title in his first season in the NFL, as the Eagles captured an NFC East Division Championship. He was also named the Maxwell Club NFL Coach of the Year.

Kelley began his head coaching career at the University of Oregon in 2009, leading the Ducks to a 10-3 record and a trip to the Rose Bowl. He finished his time at Oregon with an overall record of 46-7 as head coach (2009-2012), including a 33-3 mark in conference play. In his four seasons in Eugene, the Ducks averaged 44.7 points per game. Kelly became the first coach in school history to guide the program to three consecutive undisputed conference championships (2009-2011) and its first three 12-win seasons (2010-12).

Oregon made an appearance in a BCS bowl game in each of Kelly's four seasons, including a trip to the National Championship Game following the 2010 campaign. Kelly was named the Pac-10 Coach of the Year in 2010 and 2009 and Associated Press Coach of the Year in 2010.

The 2012 Ducks finished second in the nation in scoring (49.6 points per game) and fifth in total offense (537.4 yards per game) with freshman quarterback Marcus Mariota under center. They would conclude the season with a Fiesta Bowl victory over Kansas State. A January bowl game was also the end result for Oregon the year prior, as the Ducks defeated Wisconsin in a Rose Bowl thriller, 45-38. Kelly's offense notched top-five finishes in points per game (46.1, third) and total offense (522.8 yards per game, fourth) in 2011.

In 2010, the Ducks led the nation both points per game (46.1) and total yardage (530.7 per game) en route to a BCS National Championship Game appearance. In addition to his Pac-10 Coach of the Year and Associated Press Coach of the Year awards, Kelly garnered Eddie Robinson Coach of the Year, Walter Camp Coach of the Year, The Sporting News Coach of the Year and American Football Coaches Association (AFCA) Coach of the Year accolades.

Kelley's first season as a head coach (2009) culminated in a Rose Bowl appearance and the Pac-10 Coach of the Year award, as his offense ranked sixth in the country in both points per game (36.1) and rushing yards per game (231.7). He was promoted to the top spot after his offenses led the Pac-10 in a number of categories during his two seasons (2007 and 2008) as offensive coordinator under Mike Bellotti.

Kelley had spent the previous 13 years at his alma mater, the University of New Hampshire, before being named offensive coordinator at Oregon.

As offensive coordinator at UNH, Kelly protégée Ricky Santos earned the Walter Payton Award as the most outstanding player in FCS in 2006. The quarterback previously finished second in 2005. Kelly also coached the Wildcats' offensive line (1997 and 1998) and running backs (1992 and 1994-96). The New Hampshire offense averaged better than 400 yards of total offense per game in seven of his eight seasons on staff.

Kelley began his coaching career guiding defensive backs and special teams at Columbia University in 1990. He moved to outside linebackers and safeties in 1991 before his first stint at UNH as running backs coach in 1992. He also spent one season at Johns Hopkins University as defensive coordinator in 1993.

KELLY'S CAREER RECORDS VS. OPPONENTS

Opp.	Record	Opp.	Record
Alabama State	1-0	Ohio State	0-1
Arizona	7-2	Oklahoma	0-2
Arizona State	7-2	Oregon	0-4
Arkansas State	1-0	Oregon State	4-1
Auburn	0-1	Pittsburgh	0-1
Boise State	0-1	Portland State	1-0
Bowling Green	1-0	Purdue	1-0
California	8-1	San Diego State	1-1
Cincinnati	0-2	South Alabama	1-0
Coastal Carolina	1-0	Stanford	5-4
Colorado	5-2	Tennessee	1-0
Fresno State	1-2	Tennessee Tech	1-0
Hawai'i	1-0	UCLA	3-0
Kansas State	1-0	USC	5-4
LSU	1-1	Utah	2-4
Missouri State	1-0	Washington	6-1
Nevada	1-0	Washington State	6-0
New Mexico	1-0	Wisconsin	1-0
North Carolina Central	1-0		

KELLY'S RESULTS VS. RANKED OPPONENTS

Year	School (RK)	Opponent (RK)	Result
2023	UCLA (NR)	Washington State (13)	W, 25-17
2023	UCLA (22)	at Utah (11)	L, 7-14
2022	UCLA (16)	USC (7)	L, 45-48
2022	UCLA (9)	Oregon (10)	L, 30-45
2022	UCLA (18)	Utah (11)	W, 42-32
2022	UCLA (NR)	Washington (15)	W, 40-32
2021	UCLA (NR)	Oregon (10)	L, 31-34
2021	UCLA (NR)	LSU (16)	W, 38-27
2020	UCLA (NR)	USC (16)	L, 38-43
2020	UCLA (NR)	at Oregon (11)	L, 35-38
2019	UCLA (NR)	at Utah (8)	L, 3-49
2019	UCLA (NR)	Arizona State (24)	W, 42-32
2019	UCLA (NR)	at Washington State (19)	W, 67-63
2019	UCLA (NR)	Oklahoma (5)	L, 14-48
2018	UCLA (NR)	Utah (23)	L, 10-41
2018	UCLA (NR)	Washington (10)	L, 24-31
2018	UCLA (NR)	at Oklahoma (6)	L, 21-49
2012	Oregon (4)	Kansas State (5)^	W, 35-17
2012	Oregon (5)	at Oregon State (16)	W, 48-24
2012	Oregon (1)	Stanford (14)	L, 14-17 (OT)
2012	Oregon (2)	at USC (18)	W, 62-51
2012	Oregon (2)	Washington (23)	W, 52-21
2012	Oregon (3)	Arizona (22)	W, 49-0
2011	Oregon (6)	Wisconsin (9)#	W, 45-38
2011	Oregon (4)	USC (18)	L, 35-38
2011	Oregon (6)	at Stanford (3)	W, 53-30
2011	Oregon (9)	Arizona State (18)	W, 41-27
2011	Oregon (3)	LSU (4)*	L, 27-40
2010	Oregon (2)	Auburn (1)%	L, 19-22
2010	Oregon (1)	Arizona (21)	W, 48-29
2010	Oregon (1)	at USC (24)	W, 53-32
2010	Oregon (4)	Stanford (9)	W, 52-31
2009	Oregon (7)	Ohio State (8)#	L, 17-26
2009	Oregon (7)	Oregon State (13)	W, 37-33
2009	Oregon (10)	USC (4)	W, 47-20
2009	Oregon (NR)	California (6)	W, 42-3

^ Fiesta Bowl (Glendale, Ariz.)

Rose Bowl (Pasadena, Calif.)

* in Arlington, Texas

% BCS National Championship Game (Glendale, Ariz.)

KELLY IN SEASON OPENERS

Year	School	Opponent	Result
2023	UCLA	Coastal Carolina	W, 27-13
2022	UCLA	Bowling Green	W, 45-17
2021	UCLA	Hawai'i	W, 44-10
2020	UCLA	at Colorado	L, 42-48
2019	UCLA	at Cincinnati	L, 14-24
2018	UCLA	Cincinnati	L, 17-26
2012	Oregon	Arkansas State	W, 57-34
2011	Oregon	LSU	L, 27-40
2010	Oregon	New Mexico	W, 72-0
2009	Oregon	at Boise State	L, 8-19

UCLA TURNOVERS

Opp.	UCLA Turnovers	Outcome	PTS
CCU	Ethan Garbers INT	FG	3
	Ethan Garbers INT	INT	0
	Dante Moore INT	INT	0
SDSU	Dante Moore fumble	INT	0
	Colson Yankoff fumble	INT	0
NCCU	Collin Schlee INT	Punt	0
UTAH	Dante Moore INT	TD return	7
	Dante Moore fumble	Punt	0
WSU	Dante Moore INT	FG	3
	Dante Moore INT	TD return	7
ORST			
STAN			
COLO			
ARIZ			
ASU			
USC			
CAL			
Totals	10 (7 interceptions, 3 fumbles)		20

UCLA OPPONENT TURNOVERS

Opp.	Opponent Turnovers	Outcome	PTS
CCU	INT by Jaylin Davies	Punt	0
	INT by John Humphrey	FG	3
	FF by Laiatu Latu,	Game end	0
	FR by Carl Jones Jr.		
SDSU	INT by Alex Johnson	Fumble	0
	INT by Darius Muasau	TD pass	7
	INT by Alex Johnson	Punt	0
NCCU	INT by Laiatu Latu	TD run	7
	FF by Choe Bryant-Strother,	Downs	0
	FR by Dovid Magna		
UTAH	FF by Kain Medrano	Downs	0
	FR by John Humphrey		
WSU	FF by Laiatu Latu	Punt	0
	FR by Keanu Williams		
	FF by Jordan Anderson	TD pass	6
	FR by Choe Bryant-Strother		
	INT by Alex Johnson	FG	3
	INT by Oluwafemi Oladejo	TD run	7
ORST			
STAN			
COLO			
ARIZ			
ASU			
USC			
CAL			
Totals	13 (8 interceptions, 5 fumbles)		33

UCLA's RECORD WHEN ...

	2023	2018-present		2023	2018-present
Record in day games (earlier than 5 p.m. start)	1-1	16-15	UCLA totals fewer than 100 rushing yards	0-1	0-6
Record in night games (5 p.m. or later start)	3-0	15-15	UCLA totals 100-199 rushing yards	2-0	7-18
Record in home games	3-0	19-16	UCLA totals 200-299 rushing yards	1-0	18-6
Record in road games	1-1	12-13	UCLA totals 300+ rushing yards	1-0	6-0
Record in August	0-0	1-1	UCLA totals fewer than 200 passing yards	0-0	14-8
Record in September	3-1	11-9	UCLA totals 200-299 passing yards	1-0	12-14
Record in October	1-0	9-7	UCLA totals 300-399 passing yards	0-0	4-7
Record in November	0-0	9-10	UCLA totals 400+ passing yards	0-0	1-1
Record in December	0-0	1-3	UCLA totals fewer than 300 total offense yards	0-1	0-7
Record following wins*	2-1	16-9	UCLA totals 300-399 total offense yards	0-0	4-5
Record following losses*	0-0	9-13	UCLA totals 400-499 total offense yards	2-0	16-14
Record following byes	1-0	3-4	UCLA totals 500+ total offense yards	2-0	11-4
Record on natural surfaces	4-0	26-21	UCLA records zero turnovers	0-0	9-3
Record on artificial surfaces	0-1	5-9	UCLA records 1-3 turnovers	4-1	22-20
Record against Pac-12 North teams	1-0	11-9	UCLA records 4+ turnovers	0-0	0-7
Record against Pac-12 South teams	0-1	12-13	UCLA records zero takeaways	0-0	1-10
Record in Pac-12 home games	1-0	12-11	UCLA records 1-2 takeaways	1-1	23-17
Record in Pac-12 road games	0-1	11-11	UCLA records 3+ takeaways	3-0	7-3
Record in non-conference home games	2-0	7-5	UCLA finishes above 30:00 possession time	1-0	14-10
Record in non-conference road games	1-0	1-2	UCLA finishes below 30:00 possession time	3-1	17-20
Record in non-conference neutral games	0-0	0-1	UCLA has a 100-yard rusher	1-0	22-12
Record against AP Top 25 teams (home)	1-0	5-6	UCLA does not have a 100-yard rusher	3-1	9-18
Record against AP Top 25 teams (road)	0-1	1-5	UCLA has a 100-yard rusher and receiver	0-0	5-3
Record against AP Top 25 teams (neutral)	0-0	0-0	UCLA has more plays from scrimmage	1-1	14-14
UCLA scores first	3-0	17-13	UCLA has fewer plays from scrimmage	3-0	15-16
OPP scores first	1-1	14-17	Plays from scrimmage are the same	0-0	2-0
UCLA leads at halftime	3-0	25-5	OPP has a 100-yard rusher	0-0	5-15
UCLA trails at halftime	1-1	6-25	OPP totals fewer than 100 rushing yards	4-0	17-3
Tied at halftime	0-0	0-0	OPP totals 100-199 rushing yards	0-1	13-17
UCLA leads after third quarter	3-0	26-3	OPP totals 200+ rushing yards	0-0	1-10
UCLA trails after third quarter	1-1	4-25	OPP totals fewer than 100 passing yards	0-0	0-0
Tied after third quarter	0-0	1-2	OPP totals 100-199 passing yards	2-1	11-5
Record in overtime games	0-0	0-1	OPP total 200-299 passing yards	2-0	14-13
UCLA scores fewer than 20 points	0-1	0-11	OPP totals 300+ passing yards	0-0	6-12
UCLA scores between 20-29 points	2-0	5-7	OPP totals fewer than 200 total offense yards	0-0	3-0
UCLA scores between 30-39 points	1-0	13-8	OPP totals 200-299 total offense yards	3-1	8-1
UCLA scores 40+ points	1-0	13-4	OPP totals 300-399 total offense yards	1-0	12-2
UCLA scores touchdown(s) on defense	0-0	1-4	OPP totals 400+ total offense yards	0-0	8-27
UCLA scores touchdown(s) on special teams	0-0	4-1			

*win or loss came in previous calendar week

UCLA's GAME-BY-GAME TEAM STATS

UCLA Offense

UCLA Defense

OPPONENT	Score	W/L	UCLA Offense			UCLA Defense		
			Rushing	Passing	Total Offense	Rushing	Passing	Total Offense
			TC-Yds-TD-LG	PC-PA-Int-Yds-TD-LG	Plays-Yds-TD	TC-Yds-TD-LG	PC-PA-Int-Yds-TD-LG	Plays-Yds-TD
Coastal Carolina (9/2/23)	27-13	W	31-153-0-30	17-29-3-264-3-62	60-417-3	34-56-0-10	28-43-2-289-1-52	77-345-1
at San Diego State (9/9/23)	35-10	W	39-276-2-59	18-29-0-296-3-81	68-550-5	33-63-0-16	20-38-3-196-1-21	71-259-1
N.C. Central (9/16/23)	59-7	W	39-413-6-62	10-17-1-210-2-67	56-614-8	37-90-1-11	17-31-1-142-0-17	68-232-1
at Utah (9/23/23)	7-14	L	32-9-0-12	15-35-1-234-1-45	67-243-1	48-102-0-16	9-17-0-117-1-35	65-219-1
Washington State (10/7/23)	25-17	W	53-181-2-22	22-44-2-290-1-43	97-471-3	19-12-0-11	20-40-2-204-1-39	59-216-1
at Oregon State (10/14/23)								
at Stanford (10/21/23)								
Colorado (10/28/23)								
at Arizona (11/04/23)								
Arizona State (11/11/23)								
at USC (11/18/23)								
California (11/25/23)								

GAME-BY-GAME STARTERS - OFFENSE

Opponent	WR	WR/TE	OT	OG	C	OG	OT	TE	QB	RB	WR
Coastal Carolina (9/2/23)	Sturdivant	Loya	Fina	Holstege	Clemens	Carlin	DiGiorgio	Habermehl	Garbers	Steele	Ford
at San Diego State (9/9/23)	Sturdivant	Loya	Fina	Holstege	Clemens	Carlin	DiGiorgio	Ryan	Moore	Steele	Brown
N.C. Central (9/16/23)	Sturdivant	Ryan	Fina	Holstege	Clemens	Carlin	DiGiorgio	Matavao	Moore	Steele	Brown
at Utah (9/23/23)	Sturdivant	Loya	Fina	Holstege	Clemens	Carlin	DiGiorgio	Ryan	Moore	Steele	Brown
Washington State (10/7/23)	Sturdivant	Ryan	Fina	Holstege	Clemens	Carlin	DiGiorgio	Matavao	Moore	Steele	Brown
at Oregon State (10/14/23)											
at Stanford (10/21/23)											
Colorado (10/28/23)											
at Arizona (11/04/23)											
Arizona State (11/11/23)											
at USC (11/18/23)											
California (11/25/23)											

GAME-BY-GAME STARTERS - DEFENSE

Opponent	OLB	DL/OLB	DL	OLB	ILB	ILB	Nickel/ILB	CB	S	S	CB
Coastal Carolina (9/2/23)	Latu	Williams	Toia	Ga. Murphy	Muasau	Medrano	Johnson	Davies	Ramsey	Churchwell	Kirkwood
at San Diego State (9/9/23)	Latu	Williams	Toia	Ga. Murphy	Muasau	Medrano	Oladejo	Davies	Ramsey	Churchwell	Humphrey
N.C. Central (9/16/23)	Latu	Williams	Toia	Ga. Murphy	Muasau	Medrano	Johnson	Davies	Ramsey	Churchwell	Humphrey
at Utah (9/23/23)	Latu	Williams	Toia	Ga. Murphy	Muasau	Medrano	Oladejo	Davies	Ramsey	Churchwell	Humphrey
Washington State (10/7/23)	Latu	C. Jones	Toia	Ga. Murphy	Muasau	Medrano	Johnson	Davies	Ramsey	Churchwell	Humphrey
at Oregon State (10/14/23)											
at Stanford (10/21/23)											
Colorado (10/28/23)											
at Arizona (11/04/23)											
Arizona State (11/11/23)											
at USC (11/18/23)											
California (11/25/23)											

UCLA STARTING ASSIGNMENTS CHART

Pos	Player	'18	'19	'20	'21	'22	'23	Total	Streak
LB	Darius Muasau	--	4*	9*	12*	13	5	43	27#
OL	Duke Clemens	--	8	3	8	13	5	37	26
OL	Spencer Holstege	--	--	5*	13*	13*	5	36	31#
K	R.J. Lopez	--	--	7	11	13	5	36	36
P	Will Powers	--	10*	0*	10*	10*	5	35	35#
DB	Jordan Anderson	--	7*	4*	12*	11*	0	34	0
K	Blake Glessner	--	--	--	15*	14*	5	34	34#
DL	Gabriel Murphy	--	0*	2*	13*	13	5	33	31#
OL	Khadere Kounta	--	7*	0*	8*	12*	0	27	0
DL	Grayson Murphy	--	0*	2*	12*	13	0	27	0
WR	Kam Brown	--	0*	4*	8	10	4	26	4
RB	Carson Steele	--	--	--	7*	12*	5	24	24#
OL	Jake Wiley	--	0*	0*	12*	10*	0	22	0
DL	Jake Heimlicher	0*	0*	0*	10*	10*	0	20	0
OL	Garrett DiGiorgio	--	--	--	1	13	5	19	18
WR	Ryan Cragun	0*	8*	--	8*	0	0	16	0
WR	J. Michael Sturdivant	--	--	--	0	12*	5	17	17#
DL	Jay Toia	--	--	--	0	12	5	17	13
DB	Kenny Churchwell III	0	1	0	1	9	5	16	7
LB	Oluwafemi Oladejo	--	--	--	1*	10*	2	13	0
DL	Gary Smith III	--	--	0*	9*	4	0	13	0
DB	John Humphrey	--	--	0	0	8	4	12	4
LB	JonJon Vaughns	--	--	1	0	11	0	12	0
QB	Collin Schlee	--	0*	0*	0*	11*	0	11	0
DB	Devin Kirkwood	--	--	--	0	9	1	10	0
TE	Moliki Matavao	--	--	--	2*	6*	2	10	1
DB	Jaylin Davies	--	--	--	0*	4	5	9	9
LB	Kain Medrano	--	0	0	0	1	5	6	5
RB	Anthony Adkins	--	--	0*	0*	5*	0	5	0
OL	Josh Carlin	--	0	0	0	0	5	5	5
OL	Bruno Fina	--	--	0	0	0	5	5	5
LS	Beau Gardner	--	--	0	0	0	5	5	5

Pos	Player	'18	'19	'20	'21	'22	'23	Total	Streak
TE	Hudson Habermehl	--	0	0	0	4	1	5	0
DB	Alex Johnson	0	0	0	0	2	3	5	1
DL	Laiatu Latu	--	0*	0*	0*	0	5	5	5
WR	Logan Loya	--	--	0	0	2	3	5	0
DB	Kamari Ramsey	--	--	--	--	0	5	5	5
DL	Carl Jones Jr.	--	2	1	0	0	1	4	1
WR	Titus Mokiao-Atimalala	--	--	--	1*	3	0	4	0
QB	Dante Moore	--	--	--	--	4	4	4	4
RB	Carsen Ryan	--	--	--	--	0	4	4	4
DL	Keanu Williams	--	--	--	0*	0*	4	4	0
LB	Choé Bryant-Strother	--	--	1	0	2	0	3	0
WR	Kyle Ford	--	0*	0*	0*	2*	1	3	0
WR	Josiah Norwood	0	0	0	1	2	0	3	0
QB	Ethan Garbers	--	--	0*	1	0	1	2	0
QB	Chase Griffin	--	0	2	0	0	0	2	0
WR	Keegan Jones	--	0	0	0	2 (RB)	0	2	0
LB	Ale Kaho	0*	0*	0*	2	0	0	2	0
DL	Dovid Magna	--	0	0	0	1	0	1	0

* Recorded at previous school # Streak includes game(s) played at previous school

STARTING EXPERIENCE BY POSITION (AT UCLA - CAREER/2023)

QB (8/5) - Moore (4/4), Garbers (2/1), Griffin (2/0)
RB (7/5) - Steele (5/5), Ke. Jones (2/0)
WR (39/13) - Brown (22/4), Loya (5/3), Sturdivant (5/5), Mokiao-Atimalala (3/0), Norwood (3/0), Ford (1/1)
TE (11/7) - Habermehl (5/1), Ryan (4/4), Matavao (2/2)
OL (71/25) - Clemens (37/5), DiGiorgio (19/5), Carlin (5/5), Fina (5/5), Holstege (5/5)
DL (26/9) - Toia (17/5), Smith (4/0), Williams (4/4), Magna (1/0)
LB (83/23) - Muasau (18/5), Ga. Murphy (18/5), Gr. Murphy (13/0), Vaughns (12/0), Medrano (6/5), Latu (5/5), Bryant-Strother (3/0), C. Jones (4/1), Kaho (2/0), Oladejo (2/2)
DB (57/23) - Churchwell (16/5), Humphrey (12/4), Kirkwood (10/1), Davies (9/5), Johnson (5/3), Ramsey (5/5)
ST (51/20) - Lopez (36/5), Gardner (5/5), Glessner (5/5), Powers (5/5)

TOUCHDOWN DRIVES

UCLA

QTR	OPP	SCORING PLAY	PLAYS	YDS	TOP
1	CCU	Ryan 21 pass from Garbers	7	78	1:59
2		Steele 14 pass from Moore	6	61	2:36
4		Sturdivant 62 pass from Moore	1	62	0:08
1	SDSU	Norwood 81 pass from Moore	1	81	0:11
2		Steele 13 rush	7	75	2:37
2		Harden 59 rush	3	69	1:01
2		Loya 24 pass from Moore	7	85	0:56
3		Ryan 6 pass from Moore	12	80	4:20
1	NCCU	Brown 67 pass from Moore	1	67	0:18
1		Steele 1 rush	1	1	0:05
1		Sturdivant 30 pass from Moore	6	88	2:24
1		Schlee 57 rush	1	57	0:12
1		Schlee 1 rush	3	45	1:17
2		Harden 62 rush	3	70	1:39
3		Yankoff 25 rush	5	72	1:48
3		Adkins 1 rush	8	83	4:03
4	UTAH	Norwood 17 pass from Moore	9	91	4:29
2	WSU	Loya 11 pass from Moore	9	63	3:09
4		Ke. Jones 13 rush	10	75	3:07
4		Ke. Jones 22 rush	4	36	1:35
		ORST			
		STAN			
		COLO			
		ARIZ			
		ASU			
		USC			
		CAL			

OPPONENTS

QTR	OPP	SCORING PLAY	PLAYS	YDS	TOP
3	CCU	S. Pinckney 9 pass from McCall	9	75	4:52
1	SDSU	Shaw 21 pass from Mayden	9	75	4:53
4	NCCU	Mosley 1 rush	14	56	7:08
2	UTAH	King 7 pass from N. Johnson	9	51	3:59
3	WSU	Watson 9 pass from Ward	4	74	2:02
		ORST			
		STAN			
		COLO			
		ARIZ			
		ASU			
		USC			
		CAL			

UCLA TOUCHDOWN DRIVE CHART

Longest (plays): 12 at SDSU
 Longest (yards): 91 at UTAH
 Time of possession: 4:29 at UTAH
 Long scoring run: 62 by Harden vs. NCCU
 Long scoring pass: 81 by Moore to Norwood at SDSU

Touchdown Drive Breakdown

0-9 yards: 1	50-59 yards: 1	First quarter: 7
10-19 yards: 0	60-69 yards: 5	Second quarter: 6
20-29 yards: 0	70-79 yards: 5	Third quarter: 3
30-39 yards: 1	80-89 yards: 5	Fourth quarter: 4
40-49 yards: 1	90-99 yards: 1	Overtime: 0

Most points in a quarter: 35 in Q1 vs. NCCU
 Most points in first half: 45 vs. NCCU
 Most points in second half: 16 vs. WSU

OPPONENT TOUCHDOWN DRIVE CHART

Longest (plays): 14 vs. NCCU
 Longest (yards): 75 at SDSU, vs. CCU
 Time of possession: 7:08 vs. NCCU
 Long scoring run: 1 by Mosley vs. NCCU
 Long scoring pass: 21 by Mayden to Shaw at SDSU

Touchdown Drive Breakdown

0-9 yards: 0	50-59 yards: 2	First quarter: 1
10-19 yards: 0	60-69 yards: 0	Second quarter: 1
20-29 yards: 1	70-79 yards: 2	Third quarter: 2
30-39 yards: 0	80-89 yards: 0	Fourth quarter: 1
40-49 yards: 0	90-99 yards: 0	Overtime: 0

Most points in a quarter: 7 in Q3 vs. WSU, Q2 vs. WSU, Q2 at UTAH, Q1 at UTAH, Q4 vs. NCCU, Q1 at SDSU, Q3 vs. CCU
 Most points in first half: 14 at UTAH
 Most points in second half: 7 vs. NCCU, vs. CCU

OFFENSE CAREER HIGHS

23 ANTHONY ADKINS

Carries: 10, last vs. N.C. Central, 2023
Rushing Yards: 101 at UTSA, 2020
Rushing TDs: 2 vs. Abilene Christian, 2020
Rushing Long: 71 vs. Wake Forest, 2021

0 KAM BROWN

Receptions: 5, last vs. Washington, 2022
Receiving Yards: 115 vs. Pittsburgh, 2022
Receiving TDs: 1, last vs. N.C. Central, 2023
Receiving Long: 67 vs. N.C. Central, 2023

10 RYAN CRAGUN

Receptions: 13 vs. Yale, 2019
Receiving Yards: 208 vs. Yale, 2019
Receiving TDs: 2 vs. Lafayette, 2019
Receiving Long: 73 vs. Dartmouth, 2021

19 KYLE FORD

Receptions: 6 at Arizona, 2022
Receiving Yards: 114 at Arizona, 2022
Receiving TDs: 1, last at UCLA, 2022
Receiving Long: 70 at Arizona, 2022

4 ETHAN GARBERS

Carries: 14 at Utah, 2021
Rushing Yards: 36 at Utah, 2021
Rushing Long: 9 at Utah, 2021
Completions: 27 at Utah, 2021
Passing Attempts: 44 at Utah, 2021
Passing Yards: 265 at Utah, 2021
TD Passes: 2 at Utah, 2021
Passing Long: 50 vs. Bowling Green, 2022
Total Offense: 301 at Utah, 2021
Interceptions: 2 vs. Coastal Carolina, 2023

28 JOSIAH GONZALES

Carries: 2 vs. N.C. Central, 2023
Rushing Yards: 3 at San Diego State, 2023

11 CHASE GRIFFIN

Carries: 7 at Oregon, 2020
Rushing Yards: 18 at Oregon, 2020

GRIFFIN (CONTINUED)

Rushing Long: 18 vs. Stanford, 2020
Completions: 19 at Oregon, 2020
Passing Attempts: 31 at Oregon, 2020
Passing Yards: 195 at Oregon, 2020
TD Passes: 4 vs. Stanford, 2020
Passing Long: 32 at Oregon, 2020
Total Offense: 213 at Oregon, 2020
Interceptions: 2 at Oregon, 2020

81 HUDSON HABERMEHL

Receptions: 3, last vs. Arizona, 2022
Receiving Yards: 64, last vs. Arizona, 2022
Receiving TDs: 1, last vs. Arizona, 2022
Receiving Long: 51 vs. Arizona, 2022

25 T.J. HARDEN

Carries: 12 at California, 2022
Rushing Yards: 111 vs. Pittsburgh, 2022
Rushing TDs: 1, last vs. North Carolina Central, 2023
Rushing Long: 62 vs. North Carolina Central, 2023
Receptions: 3 vs. Washington State, 2023
Receiving Yards: 19 at California, 2022
Receiving Long: 10 at California, 2022

22 KEEGAN JONES

Carries: 14 vs. South Alabama, 2022
Rushing Yards: 98 at Arizona State, 2022
Rushing TDs: 2 vs. Washington State, 2023
Rushing Long: 25 vs. South Alabama, 2022
Receptions: 6 vs. Pittsburgh, 2022
Receiving Yards: 68 vs. Pittsburgh, 2022
Receiving TDs: 1, last at Arizona State, 2022
Receiving Long: 52 vs. Bowling Green, 2022

26 BRIAN KOWALL

Carries: 5 vs. Hawai'i, 2021
Rushing Yards: 24 vs. Hawai'i, 2021
Rushing Long: 11 vs. Hawai'i, 2021

32 TROY LEIGBER

Carries: 1 vs. N.C. Central, 2023
Rushing Yards: 9 vs. N.C. Central, 2023
Rushing Long: 9 vs. N.C. Central, 2023

17 LOGAN LOYA

Receptions: 6 vs. Washington State, 2023
Receiving Yards: 77 at San Diego State, 2023
Receiving TDs: 1, last vs. Washington State, 2023
Receiving Long: 70 vs. Utah, 2022

6 JUSTYN MARTIN

Carries: 2 vs. N.C. Central, 2023
Rushing Yards: 11 vs. N.C. Central, 2023
Rushing Long: 15 vs. N.C. Central, 2023

88 MOLIKI MATAVAO

Receptions: 3, last vs. Washington State, 2023
Receiving Yards: 76 vs. Washington State, 2023
Receiving TDs: 1, last at Colorado, 2022
Receiving Long: 35 at San Diego State, 2023

2 TITUS MOKIAO-ATIMALALA

Receptions: 3, last vs. Pittsburgh, 2022
Receiving Yards: 89 vs. Pittsburgh, 2022
Receiving TDs: 1, last vs. Pittsburgh, 2022
Receiving Long: 49 vs. Pittsburgh, 2022

3 DANTE MOORE

Carries: 10 at Utah, 2023
Rushing Yards: 5 vs. North Carolina Central, 2023
Rushing Long: 10 vs. Washington State, 2023
Completions: 22 vs. Washington State, 2023
Passing Attempts: 44 vs. Washington State, 2023
Passing Yards: 290, last vs. Washington State, 2023
TD Passes: 3 at San Diego State, 2023
Passing Long: 81 at San Diego State, 2023
Total Offense: 287 at San Diego State, 2023
Interceptions: 2 vs. Washington State, 2023

31 DESHUN MURRELL

Carries: 6 vs. Alabama State, 2022
Rushing Yards: 34 vs. Alabama State, 2022
Rushing Long: 9 vs. Alabama State, 2022

14 JOSIAH NORWOOD

Receptions: 5 vs. Bowling Green, 2022
Receiving Yards: 87 at San Diego State, 2023
Receiving TDs: 1, last at Utah, 2023
Receiving Long: 81 at San Diego State, 2023

20 CARSEN RYAN

Receptions: 3, last at Utah, 2023
Receiving Yards: 69 at Utah, 2023
Receiving TDs: 1, last at San Diego State, 2023
Receiving Long: 45 at Utah, 2023

9 COLLIN SCHLEE

Carries: 16 vs. Ohio, 2022
Rushing Yards: 77 vs. Ohio, 2022
Rushing TDs: 2 at Toledo, 2022
Rushing Long: 57 vs. N.C. Central, 2023
Completions: 25 vs. Ball State, 2022
Passing Attempts: 41 vs. Ball State, 2022
Passing Yards: 398 vs. Ohio, 2022
TD Passes: 3, last at Bowling Green, 2022
Total Offense: 475 vs. Ohio, 2022
Passing Long: 56 at Georgia, 2022
Interceptions: 2 at Washington, 2022

33 CARSON STEELE

Carries: 32 vs. Connecticut, 2022
Rushing Yards: 198 at Toledo, 2022
Rushing TDs: 3 at Toledo, 2022
Rushing Long: 49 at Northern Illinois, 2021
Receptions: 6 at Miami (OH), 2022
Receiving Yards: 57 vs. Eastern Michigan, 2022
Receiving TDs: 1, last vs. Coastal Carolina, 2023
Long Reception: 31 vs. Central Michigan, 2021

1 J. MICHAEL STURDIVANT

Receptions: 8, last at USC, 2022
Receiving Yards: 136 vs. Coastal Carolina, 2023
Receiving TDs: 2 vs. Washington, 2022
Receiving Long: 62 vs. Coastal Carolina, 2023

7 COLSON YANKOFF

Carries: 11 at California, 2022
Rushing Yards: 61 vs. N.C. Central, 2023
Rushing TDs: 1, last vs. N.C. Central, 2023
Rushing Long: 25 vs. N.C. Central, 2023
Receptions: 2, last vs. Arizona, 2022
Receiving Yards: 15 vs. Alabama State, 2022
Receiving TDs: 2 at Colorado, 2022
Receiving Long: 15 vs. Alabama State, 2022

DEFENSE CAREER HIGHS

0 JORDAN ANDERSON

Tackles: 9 vs. South Alabama, 2021
Tackles for Loss: 3.0 vs. New Mexico State, 2022
Sacks: 1.0 vs. Toledo, 2019
Interceptions: 1, last vs. Eastern Kentucky, 2022

41 DEVIN AUPIU

Tackles: 2 at USC, 2021
Tackles for Loss: 0.5, last vs. Bowling Green, 2022

9 CHOÉ BRYANT-STROTHER

Tackles: 7 vs. Utah, 2022
Tackles for Loss: 1.0, last vs. N.C. Central, 2023
Sacks: 1.0 vs. N.C. Central, 2023

88 GRANT BUCKEY

Tackles: 1 vs. N.C. Central, 2023

23 KENNY CHURCHWELL III

Tackles: 5, last vs. Pittsburgh, 2022
Tackles for Loss: 1.0, last vs. Coastal Carolina, 2023
Interceptions: 1 vs. Fresno State, 2021

35 KANYE CLARK

Tackles: 1 vs. N.C. Central, 2023
Tackles for Loss: 1.0 vs. N.C. Central, 2023

24 JAYLIN DAVIES

Tackles: 5, last at Utah, 2023
Tackles for Loss: 1.0 at Utah, 2023
Interceptions: 1, last vs. Coastal Carolina, 2023

55 A.J. FUIMAONO

Tackles: 2 vs. N.C. Central, 2023

95 SITIVENI HAVILI KAUFUSI

Tackles: 3 vs. N.C. Central, 2023

51 JAKE HEIMLICHER

Tackles: 13 at Dartmouth, 2022
Tackles for Loss: 3.0, last vs. Lafayette, 2022
Sacks: 3.0 vs. Brown, 2021
Interceptions: 1, vs. Yale, 2022

6 JOHN HUMPHREY

Tackles: 8 at Oregon, 2022
Tackles for Loss: 1.0 at Colorado, 2022
Interceptions: 1 vs. Coastal Carolina, 2023

36 ALEX JOHNSON

Tackles: 4, last vs. USC, 2022
Tackles for Loss: 1.0 at Utah, 2023
Interceptions: 2 at San Diego State, 2023

4 CARL JONES JR.

Tackles: 6 at Oregon, 2020
Tackles for Loss: 2.0 vs. Bowling Green, 2022
Sacks: 1.5 at Oregon, 2020
Interceptions: 1 at Colorado, 2022

18 R.J. JONES

Tackles: 1 vs. N.C. Central, 2023

19 D.J. JUSTICE

Tackles: 1, last at San Diego State, 2023
Tackles for Loss: 1.0 at San Diego State, 2023
Sacks: 1.0 at San Diego State, 2023
Interceptions: 1 vs. Alabama State, 2022

1 ALE KAHO

Tackles: 7 at Utah, 2021
Tackles for Loss: 1.0, last at USC, 2021
Sacks: 1.0, last at USC, 2021

3 DEVIN KIRKWOOD

Tackles: 7 vs. Washington, 2022
Tackles for Loss: 0.5 vs. Hawai'i, 2021
Interceptions: 1 at Washington, 2021

15 LAIATU LATU

Tackles: 6, last at Utah, 2023
Tackles for Loss: 3.5 at Colorado, 2022
Sacks: 3.0, last vs. Coastal Carolina, 2023
Interceptions: 1 vs. N.C. Central, 2023

94 DOVID MAGNA

Tackles: 4, last vs. N.C. Central, 2023
Tackles for Loss: 1.0 at Arizona State, 2022

20 KAIN MEDRANO

Tackles: 10 at Utah, 2023
Tackles for Loss: 2.5 at Utah, 2023
Sacks: 2.0 at Utah, 2023
Interceptions: 1 vs. USC, 2022

47 WYATT MOSIER

Tackles: 1 vs. N.C. Central, 2023

53 DARIUS MUASAU

Tackles: 18 vs. UNLV, 2021
Tackles for Loss: 3.0, last at San Diego State, 2023
Sacks: 2.0, last vs. Colorado State, 2021
Interceptions: 1, last at San Diego State, 2023

11 GABRIEL MURPHY

Tackles: 7 vs. Miami (Ohio), 2021
Tackles for Loss: 2.5 vs. Washington State, 2023
Sacks: 1.5 vs. Rice, 2020

12 GRAYSON MURPHY

Tackles: 6 vs. Alabama State, 2022
Tackles for Loss: 3.0, last vs. UTSA, 2021
Sacks: 3.0 vs. UTSA, 2021

31 ISAIAH NEWCOMBE

Tackles: 3 vs. N.C. Central, 2023

32 WILLIAM NIMMO JR.

Tackles: 4 vs. Utah, 2022

2 OLUWAFEMI OLADEJO

Tackles: 17 vs. UCLA, 2022
Tackles for Loss: 2.0 vs. USC, 2021
Sacks: 1.0 vs. Stanford, 2022
Interceptions: 1, last vs. Washington State, 2023

30 DONAVYN PELLOTT

Tackles: 3 vs. N.C. Central, 2023
Tackles for Loss: 1.0 vs. N.C. Central, 2023
Sacks: 1.0 vs. N.C. Central, 2023

27 KAMARI RAMSEY

Tackles: 6, last at Utah, 2023
Tackles for Loss: 1.0 at San Diego State, 2023

49 CARSON SCHWESINGER

Tackles: 4, last vs. N.C. Central, 2023
Tackles for Loss: 0.5 vs. Bowling Green, 2022

58 GARY SMITH III

Tackles: 5 vs. Northwestern, 2021
Tackles for Loss: 1.0, last vs. Stanford, 2022
Sacks: 1.0, last vs. Stanford, 2022

14 CLINT STEPHENS

Tackles: 2, last vs. N.C. Central, 2023

22 CROIX STEWART

Tackles: 1 vs. N.C. Central, 2023

10 JOSHUA SWIFT

Tackles: 4 vs. N.C. Central, 2023

DEFENSE (CONTINUED)

93 JAY TOIA

Tackles: 10 vs. Pittsburgh, 2022
 Tackles for Loss: 2.0 vs. Pittsburgh, 2022
 Sacks: 1.0 vs. Arizona, 2022

39 KALEB TULIAU

Tackles: 2 vs. N.C. Central, 2023

21 JONJON VAUGHNS

Tackles: 7, last at Colorado, 2022
 Tackles for Loss: 1.5 vs. Washington State, 2023
 Interceptions: 1, last vs. Washington, 2022

45 MARQUISE VILLAHERMOSA

Tackles: 2 vs. N.C. Central, 2023

99 KEANU WILLIAMS

Tackles: 4 at Utah, 2023

17 JALEN WOODS

Tackles: 5 vs. Alabama State, 2022
 Tackles for Loss: 1.0 vs. Alabama State, 2022

KICKING CAREER HIGHS

97 JOSEPH FIREBAUGH JR.

PATs Made in Game: 1, last at Colorado, 2022
 PAT Attempts in Game: 1, last at Colorado, 2022

39 BLAKE GLESSNER

FGs Made in Game: 4, last vs. Weber State, 2022
 FG Attempts in Game: 5 vs. Weber State, 2022
 FG Long: 54 vs. Idaho State, 2021
 PATs Made in Game: 9, last at Cal Poly, 2022
 PAT Attempts in Game: 9, last at Cal Poly, 2022

93 R.J. LOPEZ

FGs Made in Game: 2, last vs. Washington State, 2023
 FG Attempts in Game: 4 vs. Washington State, 2023
 FG Long: 47 vs. Coastal Carolina, 2023
 PATs Made in Game: 3 vs. Coastal Carolina, 2023
 PAT Attempts in Game: 3 vs. Coastal Carolina, 2023

KICKOFF CAREER HIGHS

97 JOSEPH FIREBAUGH JR.

Kickoffs in Game: 1 vs. Alabama State, 2022
 Touchbacks: 1 vs. Alabama State, 2022

39 BLAKE GLESSNER

Kickoffs in Game: 12 at Cal Poly, 2022
 Touchbacks: 8, last at Cal Poly, 2022

93 R.J. LOPEZ

Kickoffs in Game: 10 at USC, 2021
 Touchbacks: 8, last vs. Bowling Green, 2022

PUNTING CAREER HIGHS

45 CHASE BARRY

Punts in Game: 1 vs. Alabama State, 2022
 Punt Long: 39 vs. Alabama State, 2022

39 BLAKE GLESSNER

Punts in Game: 1 vs. North Dakota State, 2021
 Punt Long: 28 vs. North Dakota State, 2021

46 WILL POWERS

Punts in Game: 8, last at Utah, 2023
 Punt Long: 75 at Brown, 2021
 Punts Inside 20: 4 at Columbia, 2022

KICKOFF-RETURN CAREER HIGHS

22 KEEGAN JONES

Returns in Game: 3, last vs. Arizona, 2022
 Yards in Game: 67 vs. Washington, 2022
 Return Long: 31 vs. Washington, 2022

18 JADYN MARSHALL

Returns in Game: 2 vs. Pittsburgh, 2022
 Yards in Game: 26 vs. Pittsburgh, 2022
 Return Long: 25 at California, 2022

2 TITUS MOKIAO-ATIMALALA

Returns in Game: 2 vs. Arizona, 2022
 Yards in Game: 46 vs. Arizona, 2022
 Return Long: 37 at Navy, 2021

7 COLSON YANKOFF

Returns in Game: 2, last at Utah, 2023
 Yards in Game: 39 vs. Coastal Carolina, 2023
 Return Long: 23 at San Diego State, 2023

PUNT-RETURN CAREER HIGHS

17 LOGAN LOYA

Returns in Game: 3, last at San Diego State, 2023
 Yards in Game: 23 at Washington, 2021
 Return Long: 17 at Washington, 2021

GAME-BY-GAME PASSING

Opponent	GARBERS	GRIFFIN	MARTIN	MOORE	SCHLEE
	PC-PA-Int-Yds-TD	PC-PA-Int-Yds-TD	PC-PA-Int-Yds-TD	PC-PA-Int-Yds-TD	PC-PA-Int-Yds-TD
Coastal Carolina	10-17-2-121-1	DNP	DNP	7-12-1-143-2	DNP
at San Diego State	0-0-0-0-0	DNP	DNP	17-27-0-290-3	1-2-0-6-0
N.C. Central	1-1-0-13-0	0-0-0-0-0	0-0-0-0-0	8-12-0-182-2	1-4-1-15-0
at Utah	0-0-0-0-0	DNP	DNP	15-35-1-234-1	DNP
Washington State	DNP	DNP	DNP	22-44-2-290-1	DNP
at Oregon State					
at Stanford					
Colorado					
at Arizona					
Arizona State					
at USC					
California					

GAME-BY-GAME RUSHING

Opponent	ADKINS	CARLSON	GARBERS	GONZALES	HARDEN	KOWALL	LEIGBER	MOORE	OLIVO
	TC-Yds-TD	TC-Yds-TD	TC-Yds-TD	TC-Yds-TD	TC-Yds-TD	TC-Yds-TD	TC-Yds-TD	TC-Yds-TD	TC-Yds-TD
Coastal Carolina	0-0-0	DNP	3-9-0	DNP	11-76-0	DNP	DNP	2-(-4)-0	DNP
at San Diego State	5-26-0	DNP	0-0-0	1-3-0	9-91-1	DNP	DNP	5-(-3)-0	DNP
N.C. Central	10-96-1	1-0-0	0-0-0	2-2-0	5-66-1	1-2-0	1-9-0	1-5-0	1-0-0
at Utah	DNP	DNP	0-0-0	DNP	11-31-0	DNP	DNP	10-(-51)-0	DNP
Washington State	DNP	DNP	DNP	DNP	11-22-0	DNP	DNP	5-(-25)-0	DNP
at Oregon State									
at Stanford									
Colorado									
at Arizona									
Arizona State									
at USC									
California									

GAME-BY-GAME RUSHING (CONTINUED)

	SCHLEE	STEELE	YANKOFF
Opponent	TC-Yds-TD	TC-Yds-TD	TC-Yds-TD
Coastal Carolina	DNP	13-76-0	0-0-0
at San Diego State	2-35-0	12-84-1	4-19-0
N.C. Central	3-60-2	5-83-1	6-61-1
at Utah	DNP	11-29-0	0-0-0
Washington State	DNP	30-141-0	1-2-0
at Oregon State			
at Stanford			
Colorado			
at Arizona			
Arizona State			
at USC			
California			

GAME-BY-GAME RECEIVING

	BROWN	CRAGUN	FORD	HARDEN	KE. JONES
Opponent	PC-Yds-TD	PC-Yds-TD	PC-Yds-TD	PC-Yds-TD	PC-Yds-TD
Coastal Carolina	0-0-0	1-10-0	2-39-0	1-1-0	0-0-0
at San Diego State	2-22-0	1-5-0	2-21-0	1-7-0	1-8-0
N.C. Central	2-74-1	0-0-0	1-13-0	0-0-0	1-11-0
at Utah	1-7-0	0-0-0	1-6-0	0-0-0	0-0-0
Washington State	1-12-0	0-0-0	0-0-0	3-9-0	1-6-0
at Oregon State					
at Stanford					
Colorado					
at Arizona					
Arizona State					
at USC					
California					

GAME-BY-GAME RECEIVING (CONTINUED)

	LOYA	MATAVAO	NORWOOD	RYAN	STEELE	STURDIVANT
Opponent	PC-Yds-TD	PC-Yds-TD	PC-Yds-TD	PC-Yds-TD	PC-Yds-TD	PC-Yds-TD
Coastal Carolina	3-37-0	0-0-0	0-0-0	1-21-1	4-20-1	5-136-1
at San Diego State	4-77-1	1-35-0	2-87-1	1-6-1	1-5-0	2-23-0
N.C. Central	0-0-0	1-12-0	1-15-0	0-0-0	2-25-0	2-60-1
at Utah	5-63-0	0-0-0	1-17-1	3-69-0	1-12-0	3-60-0
Washington State	6-46-1	3-76-0	0-0-0	2-41-0	1-2-0	4-55-0
at Oregon State						
at Stanford						
Colorado						
at Arizona						
Arizona State						
at USC						
California						

GAME-BY-GAME DEFENSE

	ANDERSON	AUPIU
Opponent	PT-AT-TT	PT-AT-TT
Coastal Carolina	0-0-0	1-0-1
at San Diego State	1-0-1	0-0-0
N.C. Central	2-1-3	DNP
at Utah	0-0-0	DNP
Washington State	3-0-3	DNP
at Oregon State		
at Stanford		
Colorado		
at Arizona		
Arizona State		
at USC		
California		

GAME-BY-GAME DEFENSE (CONTINUED)

	B.-STROTHER	BUCKEY	CHURCHWELL	CLARK	DAVIES	FUIMAONO	H. KAUFUSI	HEIMLICHER	HUMPHREY	JOHNSON
Opponent	PT-AT-TT	PT-AT-TT	PT-AT-TT	PT-AT-TT	PT-AT-TT	PT-AT-TT	PT-AT-TT	PT-AT-TT	PT-AT-TT	PT-AT-TT
Coastal Carolina	0-1-1	DNP	2-2-4	DNP	3-0-3	DNP	0-1-1	0-0-0	2-0-2	1-1-2
at San Diego State	0-0-0	DNP	2-0-2	DNP	2-0-2	DNP	1-0-1	0-0-0	2-1-3	1-0-1
N.C. Central	2-2-4	0-1-1	1-0-1	1-0-1	0-0-0	0-2-2	2-1-3	0-0-0	1-0-1	0-0-0
at Utah	DNP	DNP	1-1-2	DNP	5-0-5	DNP	DNP	DNP	0-0-0	2-0-2
Washington State	0-0-0	DNP	1-0-1	DNP	3-0-3	DNP	0-0-0	1-0-1	1-0-1	2-0-2
at Oregon State										
at Stanford										
Colorado										
at Arizona										
Arizona State										
at USC										
California										

GAME-BY-GAME DEFENSE (CONTINUED)

	C. JONES	R. JONES	JUSTICE	KIRKWOOD	LATU	MAGNA	MEDRANO	MOSIER	MUASAU	GA. MURPHY
Opponent	PT-AT-TT	PT-AT-TT	PT-AT-TT	PT-AT-TT	PT-AT-TT	PT-AT-TT	PT-AT-TT	PT-AT-TT	PT-AT-TT	PT-AT-TT
Coastal Carolina	4-0-4	DNP	0-0-0	2-1-3	3-1-4	4-0-4	4-3-7	DNP	7-2-9	2-1-3
at San Diego State	2-0-2	DNP	1-0-1	0-0-0	2-1-3	1-0-1	2-2-4	DNP	4-2-6	0-1-1
N.C. Central	0-1-1	0-1-1	0-0-0	1-0-1	0-0-0	2-2-4	0-0-0	0-1-1	2-1-3	2-0-2
at Utah	1-0-1	DNP	0-0-0	1-0-1	2-4-6	1-1-2	7-3-10	DNP	3-3-6	1-3-4
Washington State	4-0-4	DNP	0-0-0	0-1-1	3-0-3	0-0-0	3-1-4	DNP	1-1-2	3-1-4
at Oregon State										
at Stanford										
Colorado										
at Arizona										
Arizona State										
at USC										
California										

GAME-BY-GAME DEFENSE

	GR. MURPHY	NEWCOMBE	NIMMO	OLADEJO	PELLOT	RAMSEY	SCHWESINGER	SMITH	STEPHENS	STEWART
Opponent	PT-AT-TT	PT-AT-TT	PT-AT-TT	PT-AT-TT	PT-AT-TT	PT-AT-TT	PT-AT-TT	PT-AT-TT	PT-AT-TT	PT-AT-TT
Coastal Carolina	1-0-1	DNP	2-0-2	0-0-0	DNP	3-0-3	0-0-0	0-3-3	DNP	0-0-0
at San Diego State	4-1-5	0-0-0	1-1-2	7-3-10	DNP	6-0-6	0-0-0	0-0-0	DNP	0-0-0
N.C. Central	1-2-3	2-1-3	0-2-2	1-1-2	3-0-3	0-1-1	3-1-4	1-2-3	1-1-2	0-1-1
at Utah	3-1-4	DNP	0-1-1	1-4-5	DNP	3-3-6	0-0-0	2-2-4	DNP	0-0-0
Washington State	1-0-1	0-0-0	0-0-0	2-0-2	DNP	2-1-3	0-0-0	1-0-1	DNP	0-0-0
at Oregon State										
at Stanford										
Colorado										
at Arizona										
Arizona State										
at USC										
California										

GAME-BY-GAME DEFENSE

	SWIFT	TOIA	TULIAU	VAUGHNS	VILLAHERMOSA	WILLIAMS	WOODS
Opponent	PT-AT-TT	PT-AT-TT	PT-AT-TT	PT-AT-TT	PT-AT-TT	PT-AT-TT	PT-AT-TT
Coastal Carolina	DNP	3-1-4	DNP	DNP	DNP	0-0-0	0-1-1
at San Diego State	DNP	1-1-2	DNP	4-0-4	DNP	1-1-2	2-0-2
N.C. Central	2-2-4	0-0-0	2-0-2	0-1-1	2-0-2	2-0-2	1-2-3
at Utah	DNP	0-1-1	DNP	1-0-1	DNP	3-1-4	1-0-1
Washington State	DNP	2-0-2	DNP	2-1-3	DNP	0-0-0	0-0-0
at Oregon State							
at Stanford							
Colorado							
at Arizona							
Arizona State							
at USC							
California							

SPIEKER FIELD AT THE ROSE BOWL: HOME OF BRUIN FOOTBALL

The nation's most famous college football stadium – the Rose Bowl – will be in its 42nd season as the home of the UCLA Bruins football team in 2023. The stadium is recognized as both a United States National Historic Landmark and a California Historic Civil Engineering landmark. Thanks to a generous donation in 2017 from prominent UCLA alum Tod Spieker and his family, the playing surface is called Spieker Field at the Rose Bowl.

The Rose Bowl was built specifically for football, but has been utilized as a venue for portions of the 1932 Olympic Games' cycling events and was the soccer site for the 1984 Olympics. The Rose Bowl has also played host to five NFL Super Bowls – XI in 1977, XIV in 1980, XVII in 1983, XXI in 1987 and XXVII in 1993. It was a venue for the 1994 World Cup and the 1999 Women's World Cup soccer tournaments, including the championship games. The USA women's soccer team victory over China in the 1999 event drew over 90,000 fans. In addition, the 1983 Army-Navy game was played in the Rose Bowl.

On Jan. 1, 2018 and Jan. 1, 2015, the Rose Bowl served as the site of one of the College Football Playoff semifinal games. In 2014, the Rose Bowl hosted the final BCS Championship contest. It had also played host to the BCS Championship game in 2002, 2006 and 2010.

Considered an ideal concert venue, the Rose Bowl has hosted shows by such groups and artists as Taylor Swift, Beyonce, Jay-Z, Kenny Chesney, Jason Aldean, One Direction, U2, 'N Sync, Eagles, Rolling Stones, Pink Floyd, Michael Jackson, Metallica, Guns and Roses, Depeche Mode and Journey.

The iconic stadium has put the final touches on a \$181 million dollar renovation, and now features a new video board, improved exiting, wider aisles in the end zones and the Terry Donahue Pavilion. The Pavilion area houses the press boxes, broadcast booths, premium seating, boxes and suites. In December of 2015, the radio and TV booths were renamed "The Keith Jackson Broadcast Center". Jackson, the former sportscaster, coined the phrase "The Granddaddy of Them All" for the Rose Bowl Game. Also added are field level entrances and exits, and



additional concession stands and restroom facilities.

Since 2007, UCLA and its opponents have dressed in new locker rooms located underneath the south concourse of the stadium. The locker area features all of the latest amenities to benefit the players, coaches, sports medicine and equipment staffs. In addition, a new media interview room and working press area were included in the upgrades. In 1998, new individual chairs were installed in the seating areas between the end zones. Also, improved seating areas for the physically challenged were installed, as well as a new sound system.

Completed in 1922 at a cost of \$272,198, the Rose Bowl was first used for the USC-California football game that year which was won by the Golden Bears 12-0. The stadium was originally horseshoe shaped and seated 57,000 persons when it hosted the 1923 Rose Bowl Game. The south end zone was enclosed prior to the 1929 game to increase seating capacity to 76,000.

Further enlargements took place in 1932 (83,677) and 1949 (100,807). A record crowd of 106,869 fans witnessed the 1973 Ohio State – USC Rose Bowl contest.

The Rose Bowl has many firsts in its vast history. On Jan. 1, 1927, radio stations across the nation were linked together for the first time in a coast-to-coast broadcast. On Jan. 1, 1954, The UCLA-Michigan State Rose Bowl Game was the first west-to-east color telecast on a nationwide connection.

The Rose Bowl has 77 rows of seats. It measures 880 feet from the north to south rims and 695 feet from east to west. Its circumference around the rim is 2,430 feet, compared to 1,350 feet at field level. It took 28 miles of lumber to provide the original seats. The square footage of the grass on the floor of the stadium is 79,156.

QUICK FACTS

School Information

Founded: 1919
Enrollment: 44,947
Nickname: Bruins
Colors: Blue and Gold
Affiliation: NCAA Division I
Conference: Pac-12
Chancellor: Gene Block
Director of Athletics: Martin Jarmond
Senior Woman Administrator: Dr. Christina Rivera
Faculty Representative: Dr. Michael Teitell
Athletic Department Phone: (310) 825-8699
Ticket Office Phone: (310) 825-2101

Football History

First Season: 1919
All-Time Record: 633-442-37
Bowl Game Selections: 38
National Championships: 1 (1954 - UPI poll)
Conference Championships: 17 (last 1998)
Longest Win Streak: 20 games (1997-98)
South Division Pac-12 Championships: 2 (last 2012)

Stadium Information

Name: Rose Bowl
Field Name: Spieker Field at the Rose Bowl
Location: Pasadena, Calif.
Built: 1922
Surface: Natural Grass
First Year as Home of Bruins: 1982 season
UCLA Record at Rose Bowl: 169-83-2

THIS IS UCLA

The University

In a dynamic, global city, on one of the nation's most beautiful campuses, doors are opened, and anything is possible. UCLA is one of the world's great universities, offering unmatched breadth and depth of scholarship to more than 32,000 undergraduates and nearly 14,000 graduate students. As the No. 1 public university in the nation, it's UCLA's mission to move knowledge into action. For over 100 years, the university's efforts have positively impacted not just those in our communities, but people around the world.

Bruins are a reflection of the university's commitment to excellence, diversity and equal opportunity. According to U.S. News & World Report, UCLA enrolls one of the largest percentages of low-income students among other elite universities.

The UCLA faculty are among the most recognized and decorated in just about every field. UCLA boasts eight faculty Nobel Prize laureates, 15 MacArthur fellows, 11 National Medal of Science winners and three Pulitzer Prize winners, along with hundreds of recipients of Guggenheim fellowships, Fulbright awards and other academic distinctions. Bruin alumni are Oscar, Grammy, Tony and Emmy winners; philanthropists and public servants; Olympians, professional athletes and coaches; and educators, engineers, bankers, entrepreneurs and astronauts. Founded in 1934, the UCLA Alumni Association serves more than 600,000 living alumni, with a comprehensive array of services, programs and activities.

With hundreds of service programs, UCLA is integral to the Los Angeles community. UCLA Health is among the world's most comprehensive academic health systems, with a mission to provide state-of-the-art patient care, support pioneering research and train top medical professionals. The arts are also a central part of our lives and essential to the UCLA experience. UCLA Extension offers over 4,000 courses and more than 100 professional certificate programs.

Visit admission.ucla.edu/visit/campustours for more information.

UCLA ON THE AIR

Bruins on the Radio

The 2023 season is UCLA's 27th season with Clear Channel Radio. This will be the 17th year for the Bruins to be aired on AM 570 LA Sports (or am 1150 KTLK) in Southern California (97.3 FM The Fan in San Diego). The broadcasts are produced by Learfield, UCLA's corporate and media-rights holder. The broadcast includes a pre- and post-game show.

Josh Lewin returns as the voice of the Bruins for his eighth season. Former Bruin quarterback Matt Stevens (1983-86) is set to begin his 27th year on the broadcast team and his 23rd as the analyst in the booth after being welcomed into the So Cal Sports Broadcasters Hall of Fame in 2019. Another Bruin signal caller, Wayne Cook (1991-94) is in his 23rd season as the sideline reporter.

AM 570 LA Sports also provides ancillary programming, including head coach and player interviews during game weeks. The weekly hour-long Bruin Insider Show also returns.

UCLA IMG Sports Network games are available nationally through an agreement with Sirius XM Satellite Radio, the Official Satellite Partner of UCLA Athletics. Games can also be heard, via the internet, at the Varsity App.

Bruins on Television

The Oregon State game in 2009 is the last game not to be aired live (it was on delayed television).

The Pac-12 Networks will air conference games and ancillary programming which feature football coach and player interviews during the season including special features.

Bruins on the Web

UCLA releases, player information and results can be found on the school's official website: www.uclabruins.com. Audio broadcasts of football games are also available on the website.

Follow the Bruins on Facebook (www.facebook.com/uclafootball) and Twitter (www.twitter.com/uclafootball).

Game No. 1 – Sept. 2, 2023
Rose Bowl Stadium (Pasadena, Calif.)
UCLA 27, Coastal Carolina 13



UCLA used big plays on offense, defense, and special teams, and dominated the fourth quarter to hold off a pesky Coastal Carolina team for a 27-13 season-opening victory at the Rose Bowl. It marked the Bruins' third consecutive season-opening home win.

Redshirt junior quarterback Ethan Garbers got the starting nod, just the second of his career, and went 10-for-17 for 121 yards, with one touchdown and two interceptions. Freshman Dante Moore completed 7-of-12 passes for 143 yards with two touchdowns and one interception.

The Bruins outgained the Chanticleers, 417 to 345 in total yards of offense, thanks to 153 rushing yards, compared to just 56 by Coastal Carolina. Both sophomore T.J. Harden (11 carries) and junior Carson Steele (13 carries), rushed for 76 yards apiece. Steele also had four receptions for 20 yards and one touchdown.

Redshirt sophomore J. Michael Sturdivant had five catches for 136 yards and one touchdown. Sophomore Carsen Ryan had one catch for 21 yards that also went for a score.

Defensively, the Bruins racked up 10 tackles for loss, including three sacks by senior Laiatu Latu. Latu also forced one fumble that led to one of the Bruins' three takeaways. Redshirt junior Gabriel Murphy also had a sack. Redshirt senior Darius Muasau had a team-high nine total tackles (seven solo) and one tackle for loss.

Coastal Carolina	0	6	7	0	--13
UCLA	7	7	0	13	--27

Weather: Cloudy 70/Attn.: 43,705

First Quarter

12:56 UCLA - #20 C. Ryan 21 yd pass from #4 E. Garbers (#93 R. Lopez kick), 7-78, 01:59 0-7

Second Quarter

11:12 CCU - #31 L. Gray 22 yd FG, 16-75, 06:33 3-7
 03:57 UCLA - #33 C. Steele 14 yd pass from #3 D. Moore (#93 R. Lopez kick), 6-61, 02:36 3-14
 00:00 CCU - #31 L. Gray 41 yd FG, 13-51, 03:57 6-14

Third Quarter

10:08 CCU - #15 S. Pinckney 9 yd pass from #10 G. McCall (#31 L. Gray kick), 9-75, 04:52 13-14

Fourth Quarter

13:59 UCLA - #1 J. Sturdivant 62 yd pass from #3 D. Moore (#93 R. Lopez kick), 1-62, 00:08 13-21
 05:39 UCLA - #93 R. Lopez 31 yd FG, 7-17, 02:27 13-24
 03:26 UCLA - #93 R. Lopez 47 yd FG, 4-3, 00:59 13-27

CCU		UCLA
21	First Downs	20
34/56	Carries/Net Yards Rushing	31/153
289	Net Yards Passing	264
28/43/2	Pass Comp/Att/Int	17/29/3
77/345	Total Plays/Total Yards	60/417
1/1	Fumbles/Fumbles Lost	1/0
3/45	Penalties	8/55
34:50	Time of Possession	25:10
8/16	Third Down Conversion/Att	7/12
1/4	Sacks/Yds	4/28
3/4	Red Zone	2/4

Individual Leaders

Rushing - Steele (UCLA) 13-76, Harden (UCLA) 11-76, White (CCU) 8-21; Passing - McCall (CCU) 27-42-2-271-1, Moore (UCLA) 7-12-1-143-2; Receiving - S. Pinckney (CCU) 9-139, Sturdivant (UCLA) 5-136; Tackles - Muasau (UCLA) 9, Isbell (CCU) 9.

Game No. 2 – Sept. 9, 2023
Snapdragon Stadium (San Diego, Calif.)
UCLA 35, San Diego State 10



UCLA displayed staunch defense and explosive offense in its 35-10 victory over San Diego State on Saturday. The Bruins moved to 2-0 on the season, capturing their first road win of the 2023 season.

True-freshman quarterback Dante Moore made his first-career start at Snapdragon Stadium in San Diego, putting on an impressive performance against the Aztecs. Moore finished the outing with 290 passing yards and three touchdowns with no interceptions as the Bruins routed San Diego State.

UCLA outpaced the Aztecs on offense, amassing 550 total yards to San Diego State's 259. The Bruins held the Aztecs to just 63 rushing yards while running for 254 of their own. UCLA has yet to allow more than 65 rushing yards in a game this season.

Team defense was on full display in San Diego. The Bruins sacked the Aztecs three times and made 10 tackles for losses. UCLA only allowed 3.6 yards per play, and San Diego State averaged just 1.9 yards per rushing attempt. The Bruins forced four consecutive turnovers late in the game; defensive back Alex Johnson came away with two interceptions on the day.

UCLA got the job done on offense despite nearly 10 fewer minutes of possession. The Bruins ran 68 plays in 25:05; the Aztecs possessed the ball for 34:55.

UCLA	7	21	7	0	--35
San Diego State	7	3	0	0	--10

Weather: Partly cloudy 85/Attn.: 32,017

First Quarter

7:26 UCLA - #14 J. Norwood 81 yd pass from #3 D. Moore (#93 R. Lopez kick), 1-81, 00:11 7-0
 02:33 SDSU - #83 M. Shaw 21 yd pass from #18 J. Mayden (#13 J. Browning kick), 9-75, 04:53 7-7

Second Quarter

14:56 UCLA - #33 C. Steele 13 yd rush (#93 R. Lopez kick), 7-75, 02:37 14-7
 10:21 UCLA - #25 T. Harden 59 yd rush (#93 R. Lopez kick), 3-68, 01:01 21-7
 05:03 SDSU - #13 J. Browning 44 yd FG, 10-48, 05:18 21-10
 01:20 UCLA - #17 L. Loya 24 yd pass from #3 D. Moore (#93 R. Lopez kick), 7-85, 00:56 28-10

Third Quarter

02:05 UCLA - #20 C. Ryan 6 yd pass from #3 D. Moore (#93 R. Lopez kick), 12-80, 04:20 35-10

UCLA		SDSU
26	First Downs	17
39/254	Carries/Net Yards Rushing	33/63
296	Net Yards Passing	196
18/29/0	Pass Comp/Att/Int	20/38/3
68/550	Total Plays/Total Yards	71/259
2/2	Fumbles/Fumbles Lost	0/0
7/89	Penalties	4/40
25:05	Time of Possession	34:55
5/11	Third Down Conversion/Att	5/17
3/15	Sacks/Yds	2/15
2/3	Red Zone	0/2

Individual Leaders

Rushing - Harden (UCLA) 9-91, Christon (SDSU) 9-27; Passing - Moore (UCLA) 17-27-0-290-3, Mayden (SDSU) 19-37-3-196-1; Receiving - Norwood (UCLA) 2-87, Shaw (SDSU) 5-54; Tackles - Fiaseu (SDSU) 12, Oladejo (UCLA) 10.

Game No. 3 – Sept. 16, 2023
Rose Bowl Stadium (Pasadena, Calif.)
UCLA 59, North Carolina Central 7



UCLA routed North Carolina Central in Pasadena, Calif., with an explosive run game, besting the Eagles 59-7 in the matchup at the Rose Bowl.

True-freshman quarterback Dante Moore picked up the start for the second consecutive week. Moore completed eight of his 12 attempts, throwing for 182 yards and two touchdowns before handing off the reigns.

Redshirt-juniors Collin Schlee and Anthony Adkins scored their first touchdowns with the Bruins, both rushing to score. Adkins led UCLA in total rushing yards, recording 96 yards in the game. Redshirt-freshman Justyn Martin also took his first snaps as a Bruin during the victory.

UCLA's rushers proved dominant as the Bruins outpaced NCCU 404-103 on the ground. Five Bruins recorded rushing touchdowns in the win.

The defense stayed locked in throughout the game, denying NCCU from moving downfield. UCLA stopped the Eagles on 11 of their 16 third-down attempts, and the Bruins held North Carolina Central to 3.6 yards per play.

N.C. Central	0	0	0	7	--7
UCLA	35	10	14	0	--59

Weather: Cloudy 72/Attn.: 38,343

First Quarter

14:42 UCLA - #0 K. Brown 67 yd pass from #3 D. Moore (#93 R. Lopez kick), 1-67, 00:18 0-7
 13:46 UCLA - #33 C. Steele 1 yd rush (#93 R. Lopez kick), 1-1, 00:05 0-14
 07:38 UCLA - #1 J. Sturdivant 30 yd pass from #3 D. Moore (#93 R. Lopez kick), 6-88, 02:24 0-21
 05:27 UCLA - #9 C. Schlee 57 yd rush (#93 R. Lopez kick), 1-57, 00:12 0-28
 02:18 UCLA - #9 C. Schlee 1 yd rush (#93 R. Lopez kick), 3-45, 01:17

Second Quarter

09:33 UCLA - #93 R. Lopez 24 yd FG, 13-76, 05:14 0-38
 04:34 UCLA - #25 T. Harden 62 yd rush (#93 R. Lopez kick), 3-70, 01:39

Third Quarter

08:44 UCLA - #7 C. Yankoff 25 yd rush (#93 R. Lopez kick), 5-72, 01:48 0-52
 03:36 UCLA - #23 A. Adkins 1 yd rush (#93 R. Lopez kick), 8-83, 04:03

Fourth Quarter

06:08 NCC - #35 C. Mosley 1 yd rush (#89 A. Olivo kick), 14-56, 07:08

NCCU		UCLA
14	First Downs	22
37/90	Carries/Net Yards Rushing	39/404
142	Net Yards Passing	210
17/31/1	Pass Comp/Att/Int	10/17/1
68/232	Total Plays/Total Yards	56/614
1/1	Fumbles/Fumbles Lost	0/0
4/25	Penalties	3/20
36:13	Time of Possession	23:47
5/16	Third Down Conversion/Att	4/8
1/4	Sacks/Yds	3/25
1/1	Red Zone	4/4

Individual Leaders

Rushing - Adkins (UCLA) 10-96, Collier (NCCU) 14-48; Passing - Moore (UCLA) 8-12-0-182-2, Harris (NCCU) 12-18-0-114-0; Receiving - Brown (UCLA) 2-74, McCall (NCCU) 4-39; Tackles - Jones (NCCU) 8, Taylor (NCCU) 8, Bryant-Strother (UCLA) 4, Magna (UCLA) 4, Schwesinger (UCLA) 4, Swift (UCLA) 4.

BRUINS ... DID YOU KNOW?

16 Bruins in National Football Foundation Hall of Fame

In December 2021, Cade McNown became the 13th UCLA player, joining three Bruin coaches and 12 previous players, including 2014 inductee John Sciarra, 2012 inductee Jonathan Ogden, 2010 inductee Randy Cross and 2008 inductee Troy Aikman in the National Football Foundation (College Football) Hall of Fame.

14 Bruins Working in Broadcast Media

UCLA has 14 former football players working in various roles in the broadcast media - Troy Aikman, Wayne Cook, Randy Cross, Donnie Edwards, Danny Farmer, Brian Jones, Ryan Nece, Rick Neuheisel, David Norrie, Ron Pitts, Tom Ramsey, Matt Stevens, J.J. Stokes, Rick Walker.

6 Bruins in NFL Hall of Fame

Six Bruins have been voted into the NFL Hall of Fame, including Class of 2017 inductee DB Kenny Easley. Other Bruins in the Hall: OL Jonathan Ogden - 2013; QB Troy Aikman - 2006; DB Jimmy Johnson - 1994; WR/coach Tom Fears - 1970; QB/P/PK/DB Bob Waterfield - 1965.

35 First-Round Bruins

The selection of Josh Rosen (Arizona) and Kolton Miller (Oakland) in the first round of the 2018 NFL Draft marked the 34th and 35th times a UCLA player has been taken in round one.

7 NCAA Championship Head Coaches on Staff

The following Bruin head coaches have won NCAA championships - Marguerite Aozasa (women's soccer), Kelly Inouye-Perez (softball), Billy Martin (men's tennis), Stella Sampras Webster (women's tennis), John Savage (baseball), John Speraw (men's volleyball) and Adam Wright (men's and women's water polo).

24 Bruins on CoSIDA Academic All-America Teams

Twenty-four Bruins have been selected to College Sports Communicators (CoSIDA) Academic All-America football teams a total of 30 times over the years. Offensive lineman Chris Joseph (2006, 2007) and receiver Cormac Carney (1981, 1982) were two-time first-team selections. Wide receiver Jake Bobo (2022) earned the most recent selection.

6 Bruin QBs on Super Bowl Teams

UCLA has produced six quarterbacks - Troy Aikman, Steve Bono, Billy Kilmer, Tommy Maddox, Tom Ramsey and Jay Schroeder - to have played that position on a Super Bowl team.

21 Times Bruins Have Finished in Heisman Top 10

Gary Beban won the 1967 Heisman Trophy. When quarterback Drew Olson finished eighth in the 2005 balloting it marked the 21st time that a Bruin player has finished in the top 10 of the Heisman voting.

36 of Last 42 Super Bowls Have Featured a Bruin

UCLA has had at least one player on the teams which participated in the Super Bowl game in 36 of the last 42 contests.

3-Time Consensus All-Americans

The only three-time consensus All-Americans in conference history are Bruins (LB Jerry Robinson, 1976-78 and S Kenny Easley, 1978-80).

21 Finalists for Awards Since 2000


Since 2000, UCLA has had 21 finalists/winners of the National College Football player awards -

- 2015: K Kai Fairbairn - Lou Groza Award winner;
- 2014: LB Eric Kendricks - Lott IMPACT Trophy winner, Butkus Award winner; QB Brett Hundley - Manning Award finalist
- 2013: LB Anthony Barr - Lott IMPACT Trophy winner, Lombardi Award finalist, Bednarik Award finalist; LB Myles Jack - Hornung Award finalist
- 2012: RB Johnathan Franklin - Doak Walker Award finalist
- 2009: K Kai Forbath - Lou Groza Award winner
- 2006: DL Justin Hickman - Hendricks Award finalist
- 2005: TE Mercedes Lewis - Mackey Award winner
- 2004: TE Mercedes Lewis - Mackey Award finalist; P Chris Kluwe - Ray Guy Award finalist
- 2003: DL Dave Ball - Nagurski Trophy finalist, Lombardi Award finalist, Hendricks Award finalist, Chevrolet National Defensive Player of the Year Award
- 2002: TE Mike Seidman - Mackey Award finalist
- 2001: LB Robert Thomas - Butkus Award finalist
- 2000: WR Freddie Mitchell - Biletnikoff Award finalist

1st to 100 NCAA Championships

On May 13, 2007 UCLA became the first school in history to win 100 NCAA team championships. The Bruins enter 2023-24 with 121 NCAA titles to their credit after winning the 2022 women's soccer championship and 2023 men's volleyball title last academic year.

Game No. 4 – Sept. 23, 2023 Rice-Eccles Stadium (Salt Lake City, Utah) Utah 14, UCLA 7



UCLA dropped a 14-7 decision at Utah in the Bruins' first Pac-12 contest of the season before a crowd of 52,919 at Rice-Eccles Stadium.

Trailing 14-0 with less than four minutes to play in the final quarter, the Bruins put together a nine-play and 91-yard scoring drive to cut Utah's advantage to 14-7.

Bruins' quarterback Dante Moore kept UCLA's drive alive with a 45-yard completion on fourth down from UCLA's 22-yard line. Three plays later, Moore connected with wide receiver Josiah Norwood on a 17-yard touchdown strike with 3:39 to play.

The Bruins' offense finished with 243 total yards in Saturday's contest. Utah was limited to 219 total yards, including 117 yards through the air and 102 on the ground.

Moore threw for 234 yards on Saturday afternoon at Utah, connecting on 15 of 35 pass attempts in his fourth collegiate contest.

Utah scored one touchdown on defense in the game's first minute and added its second touchdown in the final minutes of the second quarter. The Utes extended their home winning streak to 17 games.

UCLA	0	0	0	7	--7
Utah	7	7	0	0	--14

Weather: Sunny 68/Attn.: 52,919

First Quarter

14:48 Utes - #21 K.Reid 21 yd interception return (#97 J.Cheek kick), 00:07 0-7

Second Quarter

01:01 Utes - #82 L.King 7 yd pass from #13 N.Johnson (#97 J.Cheek kick), 9-51, 03:59 0-14

Fourth Quarter

03:39 Bruins - #14 J.Norwood 17 yd pass from #3 D.Moore (#93 R.Lopez kick), 9-91, 04:29 7-14

UCLA		UTAH
11	First Downs	13
32/9	Carries/Net Yards Rushing	48/102
234	Net Yards Passing	117
15/35/1	Pass Comp/Att/Int	9/17/0
67/243	Total Plays/Total Yards	65/219
3/1	Fumbles/Fumbles Lost	3/1
6/36	Penalties	4/30
25:32	Time of Possession	34:28
3/17	Third Down Conversion/Att	6/17
4/36	Sacks/Yds	7/58
1/2	Red Zone	1/2

Individual Leaders

Rushing - Glover (UTAH) 15-86, Harden (UCLA) 11-31; Passing - Moore (UCLA) 15-35-1-234-1, N. Johnson (UTAH) 9-17-0-117-1; Receiving - Ryan (UCLA) 3-69, Veale (UTAH) 2-57; Tackles - Medrano (UCLA) 10, Elliss (UTAH) 10.

Game No. 5 – Oct. 7, 2023 Rose Bowl Stadium (Pasadena, Calif.) UCLA 25, Washington State 17



UCLA claimed its first conference win of the season, downing No. 13 Washington State 25-17 inside Rose Bowl Stadium.

The Bruins forced four turnovers (two fumbles and two interceptions) in the game and converted three of those into scores. UCLA scored 16 points off Washington State turnovers. The Bruin defense made a final stand late in the fourth quarter, stopping the Cougars on a fourth-and-one play.

UCLA's run game overshadowed Washington State's, totaling 181 rushing yards to the Cougars' 12. Junior Carson Steele finished as UCLA's leading rusher, compiling 141 yards on 30 attempts. Senior Keegan Jones made his presence felt late in the game, rushing for two touchdowns on consecutive drives in the fourth quarter. Jones finished with 45 yards on just three rushing attempts.

Freshman quarterback Dante Moore played every snap for the Bruins. Moore threw for a touchdown on the first drive of the second quarter but also recorded two first-half interceptions. The rookie finished with 290 yards, completing 22 of his 44 attempts.

UCLA outpaced Washington State 97-59 in total plays. Nine Cougar drives ended in punts, and eight of those came on the first set of downs for Washington State. The Bruins also led the matchup in time of possession, keeping hold of the pigskin for 16:04 more than the Cougars.

Washington State 3 7 7 0 --17
UCLA 0 9 3 13 --25
Weather: Sunny 89/Attn.: 35,437

Washington State	3	7	7	0	--17
UCLA	0	9	3	13	--25

First Quarter

11:56 WSU - #49 D.Janikowski 32 yd FG, 4-4, 01:03 3-0

Second Quarter

11:31 UCLA - #17 L.Loya 11 yd pass from #3 D.Moore (#93 R.Lopez kick missed), 9-63, 03:09 3-6
01:30 UCLA - #93 R.Lopez 37 yd FG, 9-46, 03:25 3-9
00:07 WSU - #4 K.Gushiken 88 yd interception return (#49 D.Janikowski kick), 00:58 10-9

Third Quarter

07:25 UCLA - #93 R.Lopez 32 yd FG, 5-29, 01:19 10-12
05:17 WSU - #25 N.Watson 9 yd pass from #1 C.Ward (#49 D.Janikowski kick), 4-74, 02:02 17-12

Fourth Quarter

13:28 UCLA - #22 K.Jones 13 yd rush (#3 D.Moore rush failed), 10-75, 03:07 17-18
11:45 UCLA - #22 K.Jones 22 yd rush (#93 R.Lopez kick), 4-36, 01:35 17-25

WSU		UCLA
12	First Downs	24
19/12	Carries/Net Yards Rushing	53/181
204	Net Yards Passing	290
20/40/2	Pass Comp/Att/Int	22/44/2
59/216	Total Plays/Total Yards	97/471
3/2	Fumbles/Fumbles Lost	1/0
4/20	Penalties	8/60
21:38	Time of Possession	38:22
2/13	Third Down Conversion/Att	8/25
4/35	Sacks/Yds	3/25
2/3	Red Zone	4/7

Individual Leaders

Rushing - Steele (UCLA) 30-141, Watson (WSU) 11-25; Passing - Moore (UCLA) 22-44-2-290-1, Ward 19-39-2-197-1; Receiving - Williams (WSU) 8-85, Matavao (UCLA) 3-76; Tackles - Hicks (WSU) 12, C. Jones (UCLA) - 4, Medrano (UCLA) 4, Ga. Murphy (UCLA) 4..

THE LAST TIME . . .

UCLA INDIVIDUAL RUSHING

Had 100+ rushing yards

Carson Steele vs. Washington State, 2023 (141)

QB had 100+ rushing yards

Dorian Thompson-Robinson at Arizona State, 2022 (120)

QB had 160+ rushing yards

Brett Hundley vs. Virginia Tech, 2013 (161)

QB had 100+ rushing yards and 300+ passing yards

Dorian Thompson-Robinson at Colorado, 2020 (109 rushing, 303 passing)

Had 200+ rushing yards

Brittain Brown vs. Stanford, 2020 (219)

Had 300+ rushing yards

Maurice Jones-Drew at Washington, 2004 (322)

Had 100+ rushing yards in back-to-back games

Zach Charbonnet, 2022 (5 games: vs. Stanford - 198, at Oregon - 151, at Colorado - 104, vs. Utah - 198, vs. Washington - 124)

Had 100+ rushing yards in 3 straight games

Zach Charbonnet, 2022 (5 games: vs. Stanford - 198, at Oregon - 151, at Colorado - 104, vs. Utah - 198, vs. Washington - 124)

Had 100+ rushing yards in 4 straight games

Zach Charbonnet, 2022 (5 games: vs. Stanford - 198, at Oregon - 151, at Colorado - 104, vs. Utah - 198, vs. Washington - 124)

Had 100+ rushing yards in 5 straight games

Zach Charbonnet, 2022 (5 games: vs. Stanford - 198, at Oregon - 151, at Colorado - 104, vs. Utah - 198, vs. Washington - 124)

Had 100+ rushing yards in more than 5 straight games

Tyler Ebell, 2002 (6 games)

Had 200+ rushing yards in back-to-back games

Johnathan Franklin, 2012 (at Rice - 214, vs. Nebraska - 217)

2 players had 100+ rushing yards each

Kazmeir Allen (137), Dorian Thompson-Robinson (120) at Arizona State, 2022

Had 35+ rushing attempts

Joshua Kelley vs. USC, 2018 (40)

Had 3 rushing touchdowns

Zach Charbonnet vs. Arizona, 2022 (3)

Had 4 rushing touchdowns

Joshua Kelley vs. Arizona State, 2019 (4)

Had 5+ rushing touchdowns

Maurice Drew at Washington, 2004 (5)

Had run of 50+ yards

T.J. Harden vs. North Carolina Central, 2023 (62)

Had run of 60+ yards

T.J. Harden vs. North Carolina Central, 2023 (62)

Had run of 70+ yards

Kazmeir Allen at Arizona State, 2022 (75)

Had run of 75+ yards

Kazmeir Allen at Arizona State, 2022 (75)

Had run of 85+ yards

Paul Perkins at Colorado, 2014 (92)

Had run of 90+ yards

Paul Perkins at Colorado, 2014 (92)

UCLA INDIVIDUAL PASSING

Had 300+ passing yards

Dorian Thompson-Robinson vs. USC, 2022 (309)

Had 350+ passing yards

Dorian Thompson-Robinson vs. USC, 2020 (364)

Had 400+ passing yards

Dorian Thompson-Robinson at Washington State, 2019 (507)

Had 500+ passing yards

Dorian Thompson-Robinson at Washington State, 2019 (507)

Had fewer than 100 passing yards

Dorian Thompson-Robinson at Arizona, 2021 (82)

Had 30+ completions

Dorian Thompson-Robinson vs. Bowling Green, 2022 (32)

Had 50+ passing attempts

Josh Rosen at USC, 2017 (52)

Had 60+ passing attempts

Josh Rosen at Stanford, 2017 (60)

Had 5 touchdown passes

Dorian Thompson-Robinson at Washington State, 2019

Had more than 5 touchdown passes

Drew Olson vs. Oregon State, 2005 (6)

Had 4+ passes intercepted

Mike Fafaul vs. Utah, 2016 (4)

Had 300+ total offense yards

Dorian Thompson-Robinson vs. Pittsburgh, 2022 (300)

Had 350+ total offense yards

Dorian Thompson-Robinson vs. USC, 2022 (390)

Had 400+ total offense yards

Dorian Thompson-Robinson vs. USC, 2020 (414)

Had 450+ total offense yards

Dorian Thompson-Robinson at Washington State, 2019 (564)

Had 500+ total offense yards

Dorian Thompson-Robinson at Washington State, 2019 (564)

Had completion of 50+ yards

Dante Moore to Kam Brown vs. North Carolina Central, 2023 (67)

Had completion of 60+ yards

Dante Moore to Kam Brown vs. North Carolina Central, 2023 (67)

Had completion of 70+ yards

Dante Moore to Josiah Norwood at San Diego State, 2023 (81)

Had completion of 80+ yards

Dante Moore to Josiah Norwood at San Diego State, 2023 (81)

Had completion of 90+ yards

Dorian Thompson-Robinson to Demetric Felton Jr. at Washington State, 2019 (94)

UCLA INDIVIDUAL RECEIVING

Had 100+ receiving yards

J. Michael Sturdivant vs. Coastal Carolina, 2023 (136)

Had 150+ receiving yards

Greg Dulcich vs. USC, 2020 (167)

Had 200+ receiving yards

Jordan Lasley vs. California, 2017 (227)

Had 200+ receiving yards in back-to-back games

Jordan Lasley, 2017 (at USC - 204, vs. California - 227)

Had 100+ receiving yards in 3+ straight games

Jordan Lasley, 2017 (4 games: vs. Kansas State - 128, vs. California - 227, at USC - 204, vs. Arizona State - 162)

2 players had 100+ receiving yards each

Kyle Phillips (113), Kam Brown (111) vs. Fresno State, 2021

3 players had 100+ receiving yards each

Caleb Wilson (207), Darren Andrews (143), Jordan Lasley (100) vs. Texas A&M, 2017

RB had 100+ receiving yards

Demetric Felton Jr. at Washington State, 2019 (150)

Had 10+ receptions

Kazmeir Allen vs. Bowling Green, 2022 (10)

Had reception of 80+ yards

Josiah Norwood at San Diego State, 2023 (81)

Had reception of 90+ yards

Demetric Felton Jr. at Washington State, 2019 (94)

Had 3 receiving touchdowns

Michael Ezeike vs. USC, 2022 (3)

Had 4+ receiving touchdowns

J.J. Stokes vs. Washington, 1993 (4)

UCLA INDIVIDUAL DEFENSE

Had 15+ total tackles

Mo Osling III at Oregon, 2022 (15)

Had 20+ total tackles

Reggie Carter at BYU, 2008 (20)

Defensive lineman had 10 total tackles

Jay Toia vs. Pittsburgh, 2022 (10)

Defensive lineman had more than 10 total tackles

Takkarist McKinley at California, 2016 (11)

Had 2+ interceptions

Alex Johnson at San Diego State, 2023 (2)

Had 3+ interceptions

Sheldon Price vs. Houston, 2012 (3)

Had 5.0+ tackles for loss

Takkarist McKinley vs. Utah, 2016 (5.0)

Had 3.0+ sacks

Laiatu Latu vs. Coastal Carolina, 2023 (3.0)

Had 4.0+ sacks

Brendon Ayanbadejo vs. USC, 1998 (4.0)

Recorded safety

Team - vs. Washington, 2022

Individual - Martin Andrus Jr. vs. Stanford, 2018

Returned fumble recovery for touchdown

Qwuantrezz Knight at Oregon, 2020 (20 yards)

Had interception return for touchdown

Jaylin Davies vs. Pittsburgh, 2022 (52)

Had interception return of 95+ yards

Ishmael Adams vs. Colorado, 2015 (96)

UCLA INDIVIDUAL SPECIAL TEAMS

Had kickoff return for touchdown

Kazmeir Allen at USC, 2021 (100 yards)

Had punt return for touchdown

Kyle Phillips vs. Colorado, 2021 (82 yards)

Returned blocked punt for touchdown

David Priebe (block by Ale Kaho) vs. Hawai'i, 2021 (0 yards)

Recorded safety on blocked punt

Sean Westgate vs. Washington State, 2009

Returned blocked field goal for touchdown

Sheldon Price at Washington State, 2012 (68 yards)

Scored on blocked extra-point attempt

Bret Lockett vs. Fresno State, 2008

Blocked extra-point attempt
Datone Jones, Cassius Marsh at California, 2012

Blocked field goal
Quentin Lake, Jay Shaw at Colorado, 2020

Blocked punt
Martell Irby vs. Oregon, 2021

Converted field goal of 60+ yards
Ka'imi Fairbairn vs. California, 2015 (60 yards)

Converted last-second field goal to win game
Nicholas Barr-Mira vs. South Alabama, 2022 (24 yards, 0:00 remaining)

Converted 4+ field goals
Nicholas Barr-Mira vs. South Alabama, 2022 (4)

Converted 5+ field goals
Nate Fikse vs. Stanford, 2002 (5)

Attempted 5+ field goals
Kai Forbath at Tennessee, 2009 (5)

Had 10 punts
Aaron Perez vs. USC, 2008 (10)

Had 5+ punts downed inside 20-yard line
Matt Mengel vs. Arizona, 2014 (6)

UCLA TEAM

Scored 60+ points
62 at USC, 2021 (62-33)

Scored 50+ points
59 vs. North Carolina Central, 2023 (59-7)

Scored 30+ points in quarter
Q1 vs. North Carolina Central, 2023 (35)

Had 4 touchdowns in quarter
Q1 vs. North Carolina Central, 2023 (5)

Had 5 touchdowns in quarter
Q1 vs. North Carolina Central, 2023 (5)

Had 40+ points in half
1H vs. North Carolina Central, 2023 (45)

Had 50+ points in half
2H at Washington State, 2019 (50)

Did not score in first half
at Utah, 2023 (0-14)

Did not score in second half
vs. Arizona State, 2021 (0-18)

Shut out opponent at home
vs. Oregon, 2007 (16-0)

Shut out opponent on road
at Oregon State, 2015 (41-0)

Played overtime game
vs. Stanford, 2020 (lost 48-48 2OT)

Did not allow touchdown
at Utah, 2015 (won 17-9)

Did not score touchdown
at Utah, 2019 (lost 49-3)

Had 300+ rushing yards
vs. North Carolina Central, 2023 (39 carries, 404 yards)

Had 400+ rushing yards
vs. North Carolina Central, 2023 (39 carries, 404 yards)

Had 500+ rushing yards
vs. Washington, 1973 (65 carries, 566 yards)

Had fewer than 25 rushing yards
at Utah, 2023 (32 carries, 9 yards)

Had 300+ passing yards
vs. Pittsburgh, 2022 (325)

Had 400+ passing yards
at Washington State, 2019 (507)

Had 500+ passing yards
at Washington State, 2019 (507)

Had fewer than 75 passing yards
at Oregon, 2013 (64)

Had 500+ total offense yards
vs. North Carolina Central, 2023 (614 - 404 rushing, 210 passing)

Had 600+ total offense yards
vs. North Carolina Central, 2023 (614 - 404 rushing, 210 passing)

Had fewer than 200 total offense yards
at Washington, 2010 (163)

Had fewer than 150 total offense yards
at California, 2010 (144)

Had fewer than 115 total offense yards
at USC, 2001 (114)

Had 10+ sacks
vs. BYU, 1993 (11)

Had 5+ forced fumbles
vs. Oklahoma, 2005 (7)

Had 5+ recovered fumbles
vs. USC, 1998 (5)

Intercepted 5+ passes
at Utah, 2013 (6)

Had 0 turnovers
at California, 2022

Had 0 punts
at Oregon, 2022

Beat top-25 (AP) team at home
vs. No. 13 Washington State, 2023

Beat top-20 (AP) team at home
vs. No. 13 Washington State, 2023

Beat top-15 (AP) team at home
vs. No. 13 Washington State, 2023

Beat top-10 (AP) team at home
vs. No. 9 Oregon, 2007

Beat top-5 (AP) team at home
vs. No. 2 USC, 2006

Beat top-25 (AP) team on road
at No. 19 Washington State, 2019

Beat top-20 (AP) team on road
at No. 19 Washington State, 2019

Beat top-15 (AP) team on road
at No. 15 Arizona State, 2014

Beat top-10 (AP) team on road
at No. 7 Texas, 2010

Beat top-5 (AP) team on road
at No. 2 Washington, 1990

UCLA MISCELLANEOUS

Had successful 2-point conversion
Jake Bobo pass from Dorian Thompson-Robinson at California, 2022

Individual had 4+ touchdowns
Joshua Kelley vs. Arizona State, 2019 (4 rushing)

Individual had 4+ touchdowns of 75+ yards in season
Demetric Felton Jr., 2019 (4)

Individuals had games of 100+ rushing yards and 100+ receiving yards in season
Demetric Felton Jr., 2019 vs. Oregon State (111 rushing), at Washington State (150 receiving)

Had 300+ total offense yards in 3+ straight games
Dorian Thompson-Robinson, 2022 at Oregon (300), vs. Utah (307), vs. Washington (368)

Defensive player had touchdown on offense
Kenny Clark pass from Josh Rosen vs. Virginia, 2015

Rallied to win from 20-point deficit
at Washington State, 2019 (17-49 in Q3)

Rallied to win from double-digit deficit in fourth quarter
at Washington State, 2019 (38-49 to 67-63)

Played game in snow
at Utah, 2013 (42 degrees, snow flurries)

Played game in temperature below 30 degrees
at Washington State, 2012 (27)

Played home game in rain
vs. USC, 2012

Played road game in rain
at California, 2016

Played game in temperature of 100+ degrees
vs. Bowling Green, 2022 (100)

OPPONENT INDIVIDUAL RUSHING

Had 100+ rushing yards
Austin Jones vs. USC, 2022 (120)

2 players had 100+ rushing yards each
J.J. Taylor (154), Gary Brightwell (121) vs. Arizona, 2018

Had 200+ rushing yards
Zack Moss vs. Utah, 2018 (211)

Had 250+ rushing yards
Bryce Love at Stanford, 2017 (263)

Had run of 50+ yards
Artavis Pierce vs. Oregon State, 2019 (53)

Had run of 60+ yards
Zack Moss vs. Utah, 2018 (60)

Had run of 75+ yards
Darrell Henderson at Memphis, 2017 (80)

Had 35+ rushing attempts
Michael Warren vs. Cincinnati, 2018 (35)

Had 40+ rushing attempts
Jerome Harrison vs. Washington State, 2004 (42)

Had 4+ rushing touchdowns
Tavion Thomas at Utah, 2021 (4)

OPPONENT INDIVIDUAL PASSING

Had 400+ passing yards
Caleb Williams vs. USC, 2022 (470)

Had 30+ completions
Caleb Williams vs. USC, 2022 (32)

Had 50+ passing attempts
Jake Haener vs. Fresno State, 2021 (53)

Had 60+ passing attempts
Anthony Gordon at Washington State, 2019 (61)

Had completion of 75+ yards
Tyler Huntley to Samson Nacua at Utah, 2019 (83)

Had 4+ touchdown passes
Jack Plummer at California, 2022 (4)

Had 5+ touchdown passes
Bo Nix at Oregon, 2022 (5)

Had 5+ passes intercepted
Travis Wilson at Utah, 2013 (6)

OPPONENT INDIVIDUAL RECEIVING

Had 10+ receptions
Jordan Addison vs. USC, 2022 (11)

2 players had 10+ receptions each
Tyler Lockett (13), Curry Sexton (10) vs. Kansas State, 2014

Had 100+ receiving yards
Sam Pinckney vs. Coastal Carolina, 2023 (139)

2 players had 100+ receiving yards
Jalen Cropper (141), Josh Kelly (120) vs. Fresno State, 2021

Had 150+ receiving yards
Jeremiah Hunter at California, 2022 (153)

Had 200+ receiving yards
Simi Fehoko vs. Stanford, 2020 (230)

Had 3+ receiving touchdowns
Kayshon Boutte vs. LSU, 2021 (3)

OPPONENT INDIVIDUAL DEFENSE

Had 20+ tackles
Jordan Kunaszyk at California, 2018 (22)

Had 3+ interceptions
Clayton Isbell vs. Coastal Carolina, 2023 (3)

Had 4+ sacks
Kylan Wilborn at Arizona, 2017 (4.0)

Had interception return for touchdown
Kapena Gushiken vs. Washington State, 2023 (88 yards)

Returned fumble recovery for touchdown
Mika Tafua at Utah, 2019 (68 yards)

OPPONENT INDIVIDUAL SPECIAL TEAMS

Had kick return for touchdown
Cory Butler-Byrd vs. Utah, 2016 (99 yards)

Had punt return for touchdown
Ugochukwu Amadi at Oregon, 2018 (56 yards)

Returned blocked punt for touchdown
Charles Rosser vs. Bowling Green, 2022 (11 yards)

Converted field goal of 50+ yards
Peyton Henry vs. Washington, 2022 (50)

Converted 5+ field goals
Ben Sauls vs. Pittsburgh, 2022 (5)

OPPONENT TEAM

Recorded safety
at Utah, 2021

Scored on failed extra-point attempt
None

Scored 50+ points
52 at USC, 2019

Shut out UCLA at home
2010 vs. Stanford (35-0)

Shut out UCLA on road
2011 at USC (50-0)

Had 300+ rushing yards
vs. Oklahoma, 2019 (309)

Had fewer than 23 rushing yards
vs. Washington State, 2023 (12 yards)

Had 400+ passing yards
vs. USC, 2022 (470)

Had fewer than 75 passing yards
vs. Oregon, 2017 (74)

Had 500+ total offense yards
vs. USC, 2022 (649)

Had 600+ total offense yards
vs. USC, 2022 (649)

Had fewer than 200 total offense yards
vs. Bowling Green, 2022 (162)

Had fewer than 150 total offense yards
at Arizona State, 2008 (122)

Had fewer than 100 total offense yards
vs. Arkansas, 1989 (42)

Had fewer than 50 total offense yards
vs. Arkansas, 1989 (42)

Forced more than 5 turnovers
vs. Notre Dame, 2007 (7)

Intercepted 4 passes
vs. Pittsburgh, 2022 (4)

Intercepted 5 passes
at Washington State, 2001 (5)

OPPONENT MISCELLANEOUS

Individual had 350+ all-purpose yards
Christian McCaffrey vs. Stanford, 2015 (369)

Had successful 2-point conversion
vs. Pittsburgh, 2022

Individual had 4+ touchdowns
Tavion Thomas at Utah, 2021 (4)

Returned blocked field goal for touchdown
vs. Oregon State, 2002

Returned blocked punt for touchdown
vs. Bowling Green, 2022

Returned fumble recovery for touchdown
at Utah, 2019

Returned interception for touchdown
vs. Washington State, 2023

Recovered own offensive fumble for touchdown
at Houston, 2011

Had blocked point-after attempt
vs. Rice, 2012

Had blocked punt
vs. Bowling Green, 2022

Had blocked field goal
vs. Washington State, 2023

100-YARD GAMES BY CURRENT UCLA PLAYERS

Rusher	'18	'19	'20	'21	'22	'23	UCLA Career	Total
Carson Steele	--	--	--	3*	9*	1	1	13
Anthony Adkins	--	0*	1*	0*	0*	0	0	1
T.J. Harden	--	--	--	--	1	0	1	1
Receiver	'18	'19	'20	'21	'22	'23	UCLA Career	Total
Ryan Cragun	0*	4*	--	1*	0	0	0	5
Kam Brown	--	0*	0*	1	1	0	2	2
Kyle Ford	--	0*	0*	0*	1*	0	0	1
J.Michael Sturdivant	--	--	--	0*	1*	0	0	1

* Recorded at previous school

UCLA's SINGLE-GAME BESTS (SINCE 2012)

Category	Mark
Rushing Yards	404 vs. NCCU, 2023
Passing Yards	507 at WSU, 2019
Total Yards	692 vs. NMSU, 2013
First Downs	39 vs. NMSU, 2013
Fewest Rushing Yards Allowed	12 vs. WSU, 2023
Fewest Passing Yards Allowed	56 at UNLV, 2015
Fewest First Downs Allowed	9 vs. BGSU, 2022
Fewest Total Yards Allowed	162 vs. BGSU, 2022
Sacks	7.0, last at STAN, 2019
Turnovers Forced	6, last at WSU, 2019^
Points (Game)	67 at WSU, 2019
Points (Half)	50 at WSU, 2019 (2H)
Points (Quarter)	35 vs. NCCU, 2023 (1Q)
Margin of Victory	56 vs. ARIZ, 2012 (66-10)
Largest Comeback Win (Road)	32 at WSU, 2019 (17-49 in 3Q)
Largest Comeback Win (Home)	34 vs. TA&M, 2017 (10-44 in 3Q)
Largest Halftime Deficit Overcome in Win (Road)	18 at WSU, 2019 (17-35)
Largest Halftime Deficit Overcome in Win (Home)	28 vs. TA&M, 2017 (10-38)
Fewest Points Allowed in Game	0 at ORST, 2015

^ Four fumbles recovered, two interceptions

2023 UCLA ALPHABETICAL ROSTER

No.	Name	Pos.	Ht.	Wt.	Yr.	Exp.	Hometown	Previous School / High School
23	Anthony Adkins	RB	6-2	245	R-Jr.	TR	Hodgenville, Ky.	Army West Point / LaRue County HS
0	Jordan Anderson	DB	5-11	200	R-Sr.	TR	Detroit, Mich.	Bowling Green / Harper Woods HS
41	Devin Aupiu	DL	6-5	270	Jr.	1V	Oxnard, Calif.	Notre Dame / Pacifica HS
57	Peter Bario	DL	6-3	250	Fr.	HS	Sherman Oaks, Calif.	Campbell Hall
45	Chase Barry	P	6-4	205	R-Fr.	SQ	San Juan Capistrano, Calif.	JSerra Catholic HS
0	Kam Brown	WR	6-1	190	Sr.	2V	Colleyville, Texas	Texas A&M / Colleyville Heritage HS
9	Choé Bryant-Strother	DL	6-3	235	R-Jr.	2V	Atlanta, Ga.	Greater Atlanta Christian School
88	Grant Buckey	DL	6-5	275	Fr.	HS	Bakersfield, Calif.	Liberty HS
54	Josh Carlin	OL	6-5	310	Sr.	3V	Westlake Village, Calif.	Sierra Canyon School
27	Isaiah Carlson	RB	6-1	225	Fr.	HS	Ferndale, Wash.	Ferndale HS
23	Kenny Churchwell III	DB	6-2	205	R-Sr.	3V	Casa Grande, Ariz.	Mountain Pointe HS
89	Michael Church	TE	6-6	243	Sr.	SQ	Burlingame, Calif.	Junipero Serra HS
35	Kanye Clark	DB	6-0	175	Fr.	HS	Sacramento, Calif.	Capital Christian School
61	Jack Clarke	OL	6-4	300	Fr.	HS	Manhattan Beach, Calif.	Mira Costa HS
62	Duke Clemens	OL	6-4	300	R-Sr.	4V	Kailua, Hawaii	Punahou School
10	Ryan Cragun	WR	6-1	190	R-Sr.	SQ	Dana Point, Calif.	Pennsylvania / St. Margaret's Episcopal School
24	Jaylin Davies	DB	6-0	180	R-So.	1V	Rancho Cucamonga, Calif.	Oregon / Mater Dei HS
65	Devin Delgado	OL	6-3	285	R-So.	TR	Madera, Calif.	West Hills College Coalinga / Madera South HS
72	Garrett DiGiorgio	OL	6-6	310	R-So.	2V	Oak Hills, Calif.	Serrano HS
35	Devanti Dillard	WR	6-0	200	R-Jr.	SQ	Fontana, Calif.	Etiwanda HS
37	Joshua Dixon	DB	6-0	190	Fr.	HS	Van Nuys, Calif.	Harvard-Westlake School
12	Luke Duncan	QB	6-6	205	Fr.	HS	Orinda, Calif.	Miramonte HS
44	Larry Edwards III	LB	6-1	240	Fr.	HS	Chula Vista, Calif.	Mater Dei Catholic HS
75	Bruno Fina	OL	6-5	300	R-Jr.	1V	Tucson, Ariz.	Salpointe Catholic HS
97	Joseph Firebaugh Jr.	K	6-2	195	R-So.	SQ	San Diego, Calif.	Southwestern College / Otay Ranch HS
19	Kyle Ford	WR	6-3	220	Sr.	TR	Corona, Calif.	USC / Orange Lutheran HS
55	A.J. Fuimaono	DL	6-4	310	Fr.	HS	Las Vegas, Nev.	Liberty HS
4	Ethan Garbers	QB	6-3	210	R-Jr.	2V	Newport Beach, Calif.	Washington / Corona del Mar HS
60	Beau Gardner	LS	6-4	245	R-Jr.	SQ	San Francisco, Calif.	St. Ignatius College Preparatory
39	Blake Glessner	K	6-3	195	R-Jr.	TR	Woodinville, Wash.	Montana State / Woodinville HS
28	Josiah Gonzales	DB	5-11	200	R-So.	SQ	Turlock, Calif.	Turlock HS
85	Grant Gray	WR	6-3	195	Fr.	HS	Norco, Calif.	Norco HS
11	Chase Griffin	QB	5-10	195	Sr.	1V	Round Rock, Texas	Hutto HS
81	Hudson Habermehl	TE	6-7	250	Sr.	1V	Roseville, Calif.	Woodcreek HS
25	T.J. Harden	RB	6-2	215	So.	1V	Los Angeles, Calif.	Inglewood HS
30	Jaxon Harley	DB	5-10	160	R-Fr.	SQ	Long Beach, Calif.	St. John Bosco HS
95	Sitiveni Havili Kaufusi	DL	6-3	295	Sr.	1V	Waimanalo, Hawaii	Punahou School
51	Jake Heimlicher	DL	6-4	255	R-Sr.	TR	Aurora, Colo.	Pennsylvania / Regis Jesuit HS
74	Spencer Holstege	OL	6-5	310	R-Jr.	TR	Grand Rapids, Mich.	Purdue / South Christian HS
6	John Humphrey	DB	6-2	205	Sr.	3V	Pasadena, Calif.	John Muir HS
77	Jaylan Jeffers	OL	6-5	310	R-Jr.	SQ	Phoenix, Ariz.	Oregon / Saguaro HS
36	Alex Johnson	DB	6-1	190	R-Sr.	4V	Carson, Calif.	Loyola HS
4	Carl Jones Jr.	DL	6-2	230	R-Sr.	4V	Bakersfield, Calif.	Bakersfield HS
99	Kalen Jones	K	5-9	165	R-Fr.	SQ	San Diego, Calif.	Eastlake HS
22	Keegan Jones	WR	5-10	185	Sr.	3V	Cleveland, Tenn.	Cleveland HS
18	R.J. Jones	DB	6-0	200	Fr.	HS	Pasadena, Calif.	St. John Bosco HS
19	D.J. Justice	DB	6-0	205	R-So.	SQ	San Diego, Calif.	Bishop Alemany HS
1	Ale Kaho	LB	6-2	230	R-Sr.	1V	Reno, Nev.	Alabama / Reno HS
3	Devin Kirkwood	DB	6-3	205	Jr.	2V	Inglewood, Calif.	Junipero Serra HS
53	Khadere Kounta	OL	6-6	310	R-Sr.	TR	Gaithersburg, Md.	Old Dominion / The Avalon School
26	Brian Kowall	RB	5-11	210	R-Jr.	SQ	Templeton, Calif.	Mission College Preparatory Catholic HS
15	Laiatu Latu	DL	6-5	265	Sr.	1V	Sacramento, Calif.	Washington / Jesuit HS
33	Ty Lee	LB	6-3	210	Fr.	HS	Garden Grove, Calif.	St. John Bosco HS
32	Troy Leigber	RB	6-1	205	Fr.	HS	Laguna Hills, Calif.	Laguna Hills HS
96	Ari Libenson	K	5-10	180	R-Jr.	SQ	Berkeley, Calif.	Berkeley HS
93	R.J. Lopez	K	5-11	190	Sr.	3V	Huntington Beach, Calif.	Mission Viejo HS
17	Logan Loya	WR	5-11	185	Sr.	3V	Garden Grove, Calif.	St. John Bosco HS
90	Marcus MacNeal	LS	5-9	190	Fr.	HS	Carlsbad, Calif.	Carlsbad HS
94	Dovid Magna	DL	6-4	310	Sr.	2V	Malibu, Calif.	Malibu HS
67	Yutaka Mahe	OL	6-6	305	R-So.	SQ	Hawthorne, Calif.	Da Vinci Schools
40	Mone Malafu	LB	6-1	230	Fr.	HS	Kapa'a, Hawaii	Kapa'a HS
18	Jadyn Marshall	WR	6-1	187	R-Fr.	1V	Stockton, Calif.	Saint Mary's HS
6	Justyn Martin	QB	6-4	220	R-Fr.	SQ	Inglewood, Calif.	Inglewood HS
88	Moliki Matavao	TE	6-6	263	R-So.	TR	Henderson, Nev.	Oregon / Liberty HS
24	Jerry McClure	WR	6-2	200	Fr.	HS	Coronado, Calif.	Mater Dei Catholic HS
20	Kain Medrano	LB	6-3	230	Sr.	3V	Pueblo, Colo.	Pueblo East HS
98	Trent Middleton	LS	6-3	230	Fr.	HS	Fullerton, Calif.	Orange Lutheran HS
2	Titus Mokiao-Atimalala	WR	6-1	190	Jr.	1V	Ewa Beach, Hawaii	UCF / Campbell HS
3	Dante Moore	QB	6-3	210	Fr.	HS	Detroit, Mich.	Martin Luther King Jr. Senior HS
47	Wyatt Mosier	LB	6-2	225	Fr.	HS	Yorba Linda, Calif.	Yorba Linda HS
53	Darius Muasau	LB	6-1	230	R-Sr.	1V	Ewa Beach, Hawaii	Hawai'i / Mililani HS
11	Gabriel Murphy	DL	6-3	260	R-Jr.	1V	Dallas, Texas	North Texas / Bishop Lynch HS

NUMERICAL ROSTER

0	Jordan Anderson	DB
0	Kam Brown	WR
1	Ale Kaho	LB
1	J.Michael Sturdivant	WR
2	Titus Mokiao-Atimalala	WR
2	Oluwafemi Oladejo	LB
3	Devin Kirkwood	DB
3	Dante Moore	QB
4	Ethan Garbers	QB
4	Carl Jones Jr.	DL
6	John Humphrey	DB
6	Justyn Martin	QB
7	Carter Shaw	WR
7	Colson Yankoff	RB
9	Choé Bryant-Strother	DL
9	Collin Schlee	QB
10	Ryan Cragun	WR
10	Joshua Swift	DB
11	Chase Griffin	QB
11	Gabriel Murphy	DL
12	Luke Duncan	QB
12	Grayson Murphy	DL
14	Josiah Norwood	WR
14	Clint Stephens	DB
15	Laiatu Latu	DL
15	Braden Pegan	WR
17	Logan Loya	WR
17	Jalen Woods	LB
18	R.J. Jones	DB
18	Jadyn Marshall	WR
19	Kyle Ford	WR
19	D.J. Justice	DB
20	Kain Medrano	LB
20	Carsen Ryan	RB
21	Bradley Schlom	WR
21	JonJon Vaughns	LB
22	Keegan Jones	WR
22	Croix Stewart	DB
23	Anthony Adkins	RB
23	Kenny Churchwell III	DB
24	Jaylin Davies	DB
24	Jerry McClure	WR
25	T.J. Harden	RB
25	Ezavier Staples	WR
26	Brian Kowall	RB
26	Zeke Thomas	DB
27	Isaiah Carlson	RB
27	Kamari Ramsey	DB
28	Josiah Gonzales	DB
28	Jack Pedersen	RB
29	Evan Thomas	DB
30	Jaxon Harley	DB
30	Minaya Olivo	RB
30	Donavyn Pellot	DB
31	Deshun Murrell	RB
31	Isaiah Newcombe	DB
32	Troy Leigber	RB
32	William Nimmo Jr.	DB
33	Ty Lee	LB
33	Carson Steele	RB
35	Kanye Clark	DB
35	Devanti Dillard	WR
36	Alex Johnson	DB
37	Joshua Dixon	DB
37	Elijah Rodriguez	WR
39	Blake Glessner	K
39	Kaleb Tuliau	DB
40	Mone Malafu	LB
41	Devin Aupiu	DL
44	Larry Edwards III	LB
45	Chase Barry	P
45	Marquise Villahermosa	DB

12	Grayson Murphy	DL	6-3	260	R-Jr.	1V	Dallas, Texas	North Texas / Bishop Lynch HS
31	Deshun Murrell	RB	5-11	200	R-So.	SQ	Brent, Ala.	Bibb County HS
31	Isaiah Newcombe	DB	6-1	185	R-So.	1V	Gilbert, Ariz.	Casteel HS
32	William Nimmo Jr.	DB	6-1	200	Sr.	3V	Corona, Calif.	Mater Dei HS
87	Grant Norberg	TE	6-7	240	R-Jr.	SQ	San Diego, Calif.	Scripps Ranch HS
14	Josiah Norwood	WR	5-8	175	R-Sr.	2V	Santa Margarita, Calif.	Santa Margarita Catholic HS
2	Oluwafemi Oladejo	LB	6-3	250	Jr.	TR	Elk Grove, Calif.	California / Cosumnes Oaks HS
30	Minaya Olivo	RB	6-0	205	R-Fr.	TR	Modesto, Calif.	Montana State / Central Catholic HS
28	Jack Pedersen	RB	6-4	245	R-Fr.	SQ	Murrieta, Calif.	Vista Murrieta HS
30	Donavyn Pellot	DB	6-2	210	Fr.	HS	Las Vegas, Nev.	Silverado HS
15	Braden Pegan	WR	6-4	200	R-Fr.	SQ	San Juan Capistrano, Calif.	San Juan Hills HS
46	Will Powers	P	6-2	220	R-Sr.	TR	Manhattan Beach, Calif.	Princeton / Choate Rosemary Hall
48	Joquarri Price	LB	6-2	225	R-Jr.	1V	Mesa, Ariz.	Desert Ridge HS
66	Niki Prongos	OL	6-7	285	R-Fr.	SQ	Novato, Calif.	Marin Catholic HS
68	Noah Pulealii	OL	6-3	310	R-So.	SQ	Marina, Calif.	Palma School
27	Kamari Ramsey	DB	6-1	205	R-Fr.	SQ	Palmdale, Calif.	Sierra Canyon School
37	Elijah Rodriguez	WR	5-9	170	R-Fr.	SQ	Norco, Calif.	Norco HS
52	Benjamin Roy Jr.	OL	6-2	295	R-So.	SQ	Las Vegas, Nev.	Liberty HS
20	Carsen Ryan	RB	6-4	255	So.	1V	Orem, Utah	American Fork HS
9	Collin Schlee	QB	6-3	225	R-Jr.	TR	Ijamsville, Md.	Kent State / Oakdale HS
21	Bradley Schlom	WR	5-11	185	R-Jr.	SQ	Newport Beach, Calif.	Corona del Mar HS
49	Carson Schwesinger	LB	6-2	225	R-So.	1V	Moorpark, Calif.	Oaks Christian School
7	Carter Shaw	WR	6-2	195	Fr.	HS	Atherton, Calif.	Sacred Heart Preparatory
58	Gary Smith III	DL	6-2	315	Sr.	1V	Shelbyville, Tenn.	Duke / Shelbyville Central HS
92	Quintin Somerville	DL	6-2	265	R-So.	SQ	Chandler, Ariz.	Saguaro HS
25	Ezavier Staples	WR	6-4	200	R-So.	SQ	Long Beach, Calif.	Millikan HS
33	Carson Steele	RB	6-1	225	Jr.	TR	Greenwood, Ind.	Ball State / Center Grove HS
14	Clint Stephens	DB	6-1	200	R-Fr.	SQ	Long Beach, Calif.	Inglewood HS
22	Croix Stewart	DB	6-2	205	R-Fr.	SQ	Vallejo, Calif.	Benicia HS
1	J. Michael Sturdivant	WR	6-3	205	R-So.	TR	Highland Village, Texas	California / Marcus HS
91	Michael Sullivan	DL	6-5	265	Jr.	TR	Sacramento, Calif.	American River College / Sheldon HS
82	Sam Summa	TE	6-7	240	R-So.	SQ	Hilton Head Island, S.C.	Hilton Head Island HS
10	Joshua Swift	DB	5-10	200	R-Jr.	SQ	Temecula, Calif.	Chaparral HS
63	Kory Symington	OL	6-2	285	Fr.	HS	San Diego, Calif.	Patrick Henry HS
59	Siale Taupaki	OL	6-4	310	Sr.	1V	East Oakland, Calif.	Oakland HS
29	Evan Thomas	DB	5-11	180	R-Jr.	SQ	Inglewood, Calif.	Loyola HS
26	Zeke Thomas	DB	6-3	205	Jr.	TR	Santa Cruz, Calif.	Cabrillo College / Soquel HS
93	Jay Toia	DL	6-3	325	Jr.	2V	Inglewood, Calif.	USC / Grace Brethren HS
56	Tavake Tuikolovatu	OL	6-6	295	Fr.	HS	Wailuku, Hawaii	Summit HS
39	Kaleb Tuliau	DB	6-0	180	Sr.	SQ	Long Beach, Calif.	Centennial HS
59	Tannen Vagle	DL	6-2	230	Sr.	TR	Wheatland, Calif.	Santa Monica College / Granite Bay HS
21	JonJon Vaughns	LB	6-1	220	Sr.	3V	Pasadena, Calif.	St. John Bosco HS
45	Marquise Villahermosa	DB	5-10	170	Fr.	HS	Los Angeles, Calif.	Warren HS
50	Salem Wahab	LS	6-1	255	So.	TR	Fontana, Calif.	Northern Colorado / Summit HS
70	Caleb Walker	OL	6-4	290	R-Fr.	TR	Visalia, Calif.	College of the Sequoias / El Diamante HS
71	Jake Wiley	OL	6-6	310	Sr.	TR	Centennial, Colo.	Colorado / Eaglecrest HS
69	Justin Williams	OL	6-2	263	R-Jr.	SQ	Rancho Santa Margarita, Calif.	Tesoro HS
99	Keanu Williams	DL	6-5	310	R-So.	TR	Clovis, Calif.	Oregon / Clovis HS
17	Jalen Woods	LB	6-1	220	R-Fr.	SQ	Compton, Calif.	St. John Bosco HS
7	Colson Yankoff	RB	6-4	225	R-Sr.	3V	Coeur d'Alene, Idaho	Washington / Coeur d'Alene HS
64	Sam Yoon	OL	6-5	280	R-Fr.	SQ	Pasadena, Calif.	Loyola HS

46	Will Powers	P
47	Wyatt Mosier	LB
48	Joquarri Price	LB
49	Carson Schwesinger	LB
50	Salem Wahab	LS
51	Jake Heimlicher	DL
52	Benjamin Roy Jr.	OL
53	Khadere Kounta	OL
53	Darius Muasau	LB
54	Josh Carlin	OL
55	A.J. Fuimaono	DL
56	Tavake Tuikolovatu	OL
57	Peter Bario	DL
58	Gary Smith III	DL
59	Siale Taupaki	OL
59	Tannen Vagle	DL
60	Beau Gardner	LS
61	Jack Clarke	OL
62	Duke Clemens	OL
63	Kory Symington	OL
64	Sam Yoon	OL
65	Devin Delgado	OL
66	Niki Prongos	OL
67	Yutaka Mahe	OL
68	Noah Pulealii	OL
69	Justin Williams	OL
70	Caleb Walker	OL
71	Jake Wiley	OL
72	Garrett DiGiorgio	OL
74	Spencer Holstege	OL
75	Bruno Fina	OL
77	Jaylan Jeffers	OL
81	Hudson Habermehl	TE
82	Sam Summa	TE
85	Grant Gray	WR
87	Grant Norberg	TE
88	Grant Buckey	DL
88	Moliki Matavao	TE
89	Michael Church	TE
90	Marcus MacNeal	LS
91	Michael Sullivan	DL
92	Quintin Somerville	DL
93	R.J. Lopez	K
93	Jay Toia	DL
94	Dovid Magna	DL
95	Sitiveni Havili Kaufusi	DL
96	Ari Libenson	K
97	Joseph Firebaugh Jr.	K
98	Trent Middleton	LS
99	Kalen Jones	K
99	Keanu Williams	DL

PRONUNCIATION GUIDE

Note: Online Pronunciation Guide pronunciation guide provided by TheNameEngine.com also can be found at www.uclabruins.com on the football roster page. To hear a pronunciation of these names, click on the ear icon beside the name and a correct pronunciation will be provided.

Coaches

D'Anton Lynn DAN-tun
Ikaika Malloe ee-KYE-kuh mah-LOY

Players

Devin Aupiu ah-PEW
Peter Bario BAR-ee-oh
Choé Bryant-Strother chay ... STRAW-thurr
Michael Church CHIRR-itch
Ryan Cragun CRAY-gun
Garrett DiGiorgio DEE-george-ee-oh
A.J. Fuimaono foo-EE-ma-oh-no
Hudson Habermehl HAB-er-mill
Sitiveni Havili Kaufusi ... sih-TEE-ven-ee HA-vee-lee CAW-foo-see
Jake Heimlicher HIME-litch-er
Spencer Holstege HOLE-steg (hard "g")

Ale Kaho AH-lay KAH-ho
Khadere Kounta kah-DEER KUHN-tah
Brian Kowall CO-wall
Laiatu Latu lay-AH-too LAH-too
Troy Leigber LEE-burr
Ari Libenson ARR-ee LEE-ben-son
Dovid Magna duh-VEED
Mone Malafu MO-nay mah-LAW-foo
Moliki Matavao MO-lee-key mah-tah-VOW
Titus Mokiao-Atimalala mo-kee-OW-ah-TEE-ma-la-la
Wyatt Mosier MO-zhurr
Darius Muasau MOO-uh-sao
Deshun Murrell de-SHAWN murr-EL
Oluwafemi Oladejo OH-loo-wah-fem-ee OH-la-day-joe
Minaya Olivo ME-nye-uh

Braden Pegan PAY-gun
Joquarri Price jo-KWAR-ee
Noah Pulealii poo-lee-AH-lee-ee
Bradley Schlom SHLOME
Carson Schwesinger SWESS-in-jurr
Quintin Somerville like "summer"-vill
Ezavier Staples E-zay-vee-yer
Croix Stewart CROY
J. Michael Sturdivant STIR-duh-vant
Siale Taupaki see-AH-lee tao-PAW-key
Jay Toia toe-EE-uh
Tavake Tuikolovatu tuh-VAH-key too-ee-co-lo-VAH-too
Kaleb Tuliau too-lee-OW
Tannen Vagle VAH-glee
Marquise Villahermosa mar-KEESE vee-uh-HER-mo-shu

UCLA OFFENSE

Pos	No	Name	Ht	Wt	Yr
WR	1	J.Michael Sturdivant	6-3	205	R-So.
	2	Titus Mokiao-Atimalala	6-1	190	Jr.
WR	17	Logan Loya	5-11	185	Sr.
	14	Josiah Norwood	5-8	175	R-Sr.
LT	75	Bruno Fina	6-5	300	R-Jr.
	53	Khadere Kounta	6-6	310	R-Sr.
LG	74	Spencer Holstege	6-5	310	R-Jr.
	52	Benjamin Roy Jr.	6-2	295	R-So.
C	62	Duke Clemens	6-4	300	R-Sr.
	64	Sam Yoon	6-5	280	R-Fr.
RG	54	Josh Carlin	6-5	310	Sr.
	71	Jake Wiley	6-6	310	Sr.
RT	72	Garrett DiGiorgio	6-6	310	R-So.
	77	Jaylan Jeffers	6-5	310	R-Jr.
TE	81	Hudson Habermehl	6-7	250	Sr.
	or 88	Moliki Matavao	6-6	263	R-So.
	or 20	Carsen Ryan	6-4	255	So.
QB	4	Ethan Garbers	6-3	210	R-Jr.
	or 3	Dante Moore	6-3	210	Fr.
	or 9	Collin Schlee	6-3	225	R-Jr.
RB	25	T.J. Harden	6-2	215	So.
	or 33	Carson Steele	6-1	225	Jr.
	or 7	Colson Yankoff	6-4	225	R-Sr.
WR	19	Kyle Ford	6-3	220	Sr.
	or 0	Kam Brown	6-1	190	Sr.

UCLA SPECIAL TEAMS

Pos	No	Name	Ht	Wt	Yr
PK	93	R.J. Lopez	5-11	190	Sr.
	or 39	Blake Glessner	6-3	195	R-Jr.
P	46	Will Powers	6-2	220	R-Sr.
	45	Chase Barry	6-4	205	R-Fr.
KO	39	Blake Glessner	6-3	195	R-Jr.
	93	R.J. Lopez	5-11	190	Sr.
Hold	4	Ethan Garbers	6-3	210	R-Jr.
	46	Will Powers	6-2	220	R-Sr.
LS	60	Beau Gardner	6-4	245	R-Jr.
	50	Salem Wahab	6-1	255	So.
KOR	7	Colson Yankoff	6-4	225	R-Sr.
	22	Keegan Jones	5-10	185	Sr.
PR	17	Logan Loya	5-11	185	Sr.
	1	J.Michael Sturdivant	6-3	205	R-So.

UCLA DEFENSE

Pos	No	Name	Ht	Wt	Yr
OLB	15	Laiatu Latu	6-5	265	Sr.
	12	Grayson Murphy	6-3	260	R-Jr.
DL	58	Gary Smith III	6-2	315	Sr.
	95	Sitiveni Havili Kaufusi	6-3	295	Sr.
DL	93	Jay Toia	6-3	325	Jr.
	99	Keanu Williams	6-5	310	R-So.
OLB	11	Gabriel Murphy	6-3	260	R-Jr.
	4	Carl Jones Jr.	6-2	230	R-Sr.
Will	2	Oluwafemi Oladejo	6-3	250	Jr.
	17	Jalen Woods	6-1	220	R-Fr.
Mike	53	Darius Muasau	6-1	230	R-Sr.
	1	Ale Kaho	6-2	230	R-Sr.
Sam	20	Kain Medrano	6-3	230	Sr.
	21	JonJon Vaughns	6-1	220	Sr.
CB	6	John Humphrey	6-2	205	Sr.
	22	Croix Stewart	6-2	205	R-Fr.
S	27	Kamari Ramsey	6-1	205	R-Fr.
	32	William Nimmo Jr.	6-1	200	Sr.
S	23	Kenny Churchwell III	6-2	205	R-Sr.
	0	Jordan Anderson	5-11	200	R-Sr.
CB	3	Devin Kirkwood	6-3	205	Jr.
	24	Jaylin Davies	6-0	180	R-So.