



**DYLAN  
ANDREWS**

6-2 / 170  
Freshman / Guard  
Gardena, California  
(Compass Prep [Arizona])

**HIGH SCHOOL**

Was a four-year varsity basketball letterwinner in high school ... spent his senior year at AZ Compass Prep School (Chandler, Ariz.), playing for head coach Ed Gibson ... was a three-year varsity basketball letterwinner at Windward School (Los Angeles) during his freshman, sophomore and junior years ... played for head coach Colin Pfaff at Windward ... had been ranked No. 40, nationally, in his high school class by 247Sports.com ... also was tabbed as the No. 44 player in his high school class by ESPN.com and No. 48, nationally, by Rivals.com ... was ranked as the country's seventh-best point guard

in the national recruiting rankings by 247Sports.com and ESPN.com ... as a senior in 2021-22, he averaged 13.6 points, 3.2 rebounds and 2.6 assists per game ... Compass Prep advanced to the 2022 GEICO Nationals as the No. 6 seed, hosted at Suncoast Credit Union Arena in Fort Myers, Fla. ... Compass Prep lost to No. 3-seeded Montverde Academy, 70-63, in the quarterfinal round ... helped lead Compass Prep to a 25-5 overall record during his senior season ... Compass Prep concluded the 2021-22 season ranked No. 10 in the ESPN High School Boys' Basketball Top 25 rankings ... as a junior at Windward, led his high school team to the quarterfinals round of the CIF Southern Section Division I playoffs (2020-21) ... earned first-team All-CIF Southern Section Division I acclaim as a sophomore at Windward School (2019-20) ... also was honored by MaxPreps.com as an All-America selection (sophomore) ... helped Windward advance to the Regional Semifinals of the 2020 CIF Division I state tournament with wins against Fairfax and Torrey Pines ... drilled a 3-point shot at the buzzer in a 64-62 win over Fairfax (March 3, 2020) ... scored 27 points in Windward's 60-55 victory against Torrey Pines (March 5, 2020) ... Windward lost in overtime, 67-66, to Ribet Academy in the regional semifinal round (March 7, 2020) ... while in high school, competed for the Compton Magic AAU basketball program.

**PERSONAL**

Full name: Dylan Andrews ... nickname is "D.A." ... was born in Torrance, Calif. ... mother is Kimberly Andrews ... has one younger godsister, Harper ... undeclared major.



**AMARI  
BAILEY**

6-5 / 185  
Freshman / Guard  
Chicago, Illinois  
(Sierra Canyon School [California])


**HIGH SCHOOL**

Was a four-year varsity basketball letterwinner at Sierra Canyon School (Chatsworth, Calif.) for head coach Andre Chevalier ... was ranked as the No. 2 prospect in the SI99, compiled by Sports Illustrated, among the high school class of 2022 ... was ranked No. 5 in the nation by ESPN.com, among all players in his high school class ... also was ranked No. 7, nationally, in the 247Sports.com composite recruit rankings and was No. 12, as rated by Rivals.com ... was ranked the No. 2 shooting guard by ESPN.com, among all players in his high school class and was rated as the No. 1 player in the state of California by ESPN.com and 247Sports.com ... named a McDonald's All-American in 2022, totaling 10 points and six rebounds in the All-American Game at Wintrust Arena in Chicago (March 29, 2022) ... was selected to play in the 2022 Iverson Classic and the 2022 Jordan Brand Classic ... as a high school player, earned All-CIF Open Division honors as a sophomore (2019-20), junior (2020-21) and senior (2021-22) ... as a senior at Sierra Canyon (2021-22), averaged 18.5 points, 5.6 rebounds and 2.6 assists in 15 games ... Sierra Canyon went 26-5 overall in 2021-22, losing to Centennial High School (Corona, Calif.) in the CIF State Open Division regional title game (March 8,

2022) ... Sierra Canyon won the Gold Coast League in 2021-22, concluding the season ranked No. 18 in ESPN's National High School Boys' Basketball Top 25 Poll ... as a junior at Sierra Canyon (2020-21), helped the Trailblazers record a 16-2 overall record ... averaged 28.2 points, 8.1 rebounds and 6.2 assists in a pandemic-shortened season in the spring of 2021 (averaged 30.0 minutes per contest, playing in all 18 games) ... finished his junior year with three triple-doubles ... had 29 points, 10 rebounds and 10 assists against El Camino Real (April 28, 2021) ... totaled 32 points, 10 rebounds and 15 assists against Crossroads (May 7, 2021) ... finished with 26 points, 11 rebounds and 14 assists at Heritage Christian (May 22, 2021) in the regular-season finale ... was named the MaxPreps.com California Player of the Year in 2021 and also earned Gold Coast League MVP acclaim ... scored 38 points (including 28 in the second half) in the CIF Open Division playoff victory versus Ribet Academy (Sierra Canyon had trailed by 17 points) ... scored 25 points in a victory against Etiwanda, before totaling 33 points in a postseason loss (CIF Open Division final) against Corona Centennial ... in the 2021 CIF State Regional playoffs, scored 28 points in an opening-round victory against Birmingham and registered 37 points in an 82-76 loss to Etiwanda in the regional semifinal rounds ... Sierra Canyon went 6-0 in the Gold Coast League in 2020-21 ... as a sophomore (2019-20), averaged 10.8 points, 4.2 rebounds and 4.0 assists per game, playing in all 34 contests ... guided Sierra Canyon to a 30-4 record during the 2019-20 season ... as a freshman (2018-19), averaged 5.1 points, 3.1 rebounds and 3.1 assists per game ... averaged 16.0 minutes per contest, playing in 34 of his team's 35 games.

**PERSONAL**

Full name: Amari Bailey ... born in New Orleans, La. ... mother is Johanna Leia ... has one sister, Savanna Smith ... says that it has always been his dream to attend and play basketball at UCLA ... undeclared major.



ADEM  
**BONA**

6-10 / 235  
Freshman / Forward  
Ebonyi, Nigeria  
(Prolific Prep [California])

**HIGH SCHOOL**

Was a two-year varsity basketball letterwinner at Prolific Prep (Napa, Calif.) playing for head coach Billy McKnight ... was selected to play in the 2022 McDonald's All-American Game ... also was chosen to the rosters for the 2022 Jordan Brand Classic (in Chicago) ... was ranked No. 15, nationally, in the 247Sports.com composite recruit rankings, among players in his high school class ... was ranked as the second-best player in the state of California by 247Sports.com and ESPN.com ... was ranked No. 16, nationally,

by ESPN.com and No. 22 by Rivals.com ... was listed by ESPN.com and Rivals.com as the fourth-best center in the nation ... averaged 15.5 points, 10.5 rebounds, 3.5 blocks and 2.5 assists as a senior at Prolific Prep in 2021-22 ... has named an honorable mention All-America selection by MaxPreps.com at the conclusion of the 2021-22 high school season ... helped lead Prolific Prep to a 26-7 record, as his high school program concluded the year ranked No. 16 in the ESPN High School Boys' Basketball Top 25 rankings ... Prolific Prep advanced to the semifinals of the 2022 GEICO Nationals, hosted at Suncoast Credit Union Arena in Fort Myers, Fla. ... Prolific Prep dropped a 59-53 decision in the semifinal round to Link Academy.

**PERSONAL**

Full name: Adem Bona Okoro ... born and raised in Lagos, Nigeria ... his parents grew up in the Ebonyi State (Nigeria) ... is the son of the late Chikaodiri Okoro (father) and Udu Chinyere (mother, goes by "Cigdem") ... is the youngest of his five siblings – has two brothers (Obinna, Emeka) and two sisters (Chidinma, Amaka) ... grew up playing soccer and began to play basketball at the age of 13 ... undeclared major.



TYGER  
**CAMPBELL**

5-11 / 180  
RS Senior / Guard  
Cedar Rapids, Iowa  
La Lumiere School (Indiana)

**CAREER**

Has played in 96 games through three seasons (96 starts) ... has averaged 10.2 points, 4.9 assists and 2.3 rebounds per game ... has averaged 32.0 minutes per game ... has twice earned first-team All-Pac-12 Conference honors (2020-21 and 2021-22) ... through three seasons, ranks No. 7 on UCLA's career assists per game list (4.88 assists per game), with a minimum of 60 games played to qualify ... has recorded at least 10 assists in five career games ... had a career-best 14 assists against Arizona State as a redshirt freshman (Feb. 27, 2020) ... has recorded 10 or more points in 51 career games (including a career-high 27 points at USC on Feb. 12, 2022) ... has compiled an assist-turnover ratio of 2.95-to-1, through 96 games (469 assists, 159 turnovers) ... currently ranks No. 10 on UCLA's career assists list (469) ... in each of his three seasons, he has ranked among the top three in the Pac-12 in assists per game (No. 3 in 2019-20, 2020-21 and 2021-22).

**2021-22**

Played in 33 games (33 starts) ... averaged 11.9 points, 2.5 rebounds and a team-leading 4.3 assists per game ... for the second consecutive year, was honored as a first-team All-Pac-12 selection ... also was recognized as a second-team NABC All-District honoree (District 19, with five first-team selections and five second-team honorees) ... had career-best shooting percentages as a junior, connecting on 44.4 percent of his overall shots and 41.0 percent of his 3-point attempts ... also shot a career-high 83.8 percent at the free throw line ... scored in double figures in 23 of 33 games played ... was named the Pac-12 Player of the Week for the first time in his career (for the week of Jan. 3-9), after having averaged 14.0 points and 7.0 assists in back-to-back wins against Long Beach State and California (Jan. 6, Jan. 8) ... ranked No. 1 in the Pac-12 in assist-turnover ratio (3.2), No. 3 in assists per game (4.3), No. 3 in free throw percentage (83.8%), No. 5 in 3-point field goal percentage (41.0%) and No. 10 in minutes per game (32.3) ... finished the season with the nation's No. 6-best assist-turnover ratio (3.2) ... scored a career-high 27 points in a loss at USC (Feb. 12) ... tallied a season-high 10 assists (with no turnovers) in a home win against Long Beach State (Jan. 6) ... totaled 34 steals, tied for the second-highest total on the Bruins' team (Jules Bernard also had 34, behind Jaime Jaquez Jr.'s 39 steals) ... scored in double figures in each of the Bruins' final five games ... averaged 15.6 points, 2.0 rebounds and 5.0 assists in the team's

three NCAA Tournament contests ... did not play in home games against Washington on Feb. 17 (disciplinary) and Arizona State on Feb. 21 (left shoulder).

**2020-21**

Started all 32 games ... averaged 10.4 points, 2.1 rebounds and a team-leading 5.4 assists per game ... was honored as a first-team All-Pac-12 selection at the conclusion of the season ... also was recognized as a first-team NABC All-District honoree (one of five players to earn first-team all-district accolades) ... shot 42.9 percent from the field ... also made 77.2 percent of his free throws (fourth-highest percentage on the team) ... scored in double figures in 15 of 32 games ... ranked No. 3 in the Pac-12 in assists per game (5.4), No. 4 in assist-turnover ratio (2.9) and No. 7 in minutes per game (33.7 mpg) ... ranked No. 15 in the nation in assist-turnover ratio (2.9) and No. 32 in assists per game (5.4) ... ranked No. 7 in the nation in total assists (172) and in minutes played (1078) ... had two games with at least 10 assists, including a season-high 12 assists in UCLA's home victory over California (Dec. 6) ... scored a career-high-tying 22 points in two games – in a triple-overtime win against Pepperdine (Nov. 27) and in a home victory over Arizona (Jan. 9) ... did not commit any more than four turnovers in any game ... through UCLA's six NCAA Tournament contests, averaged 10.2 points and 4.5 assists per game (finished with 27 assists and seven turnovers) ... scored in double figures in each of the Bruins' final three NCAA Tournament contests – against Alabama, Michigan and Gonzaga ... was named to the five-man East Regional All-NCAA Tournament Team (along with teammates Johnny Juzang and Jaime Jaquez Jr.).

**2019-20**

Started all 31 games ... averaged 8.3 points, 2.4 rebounds and a team-leading 5.0 assists per game ... scored in double figures in 13 of 31 games ... ranked No. 1 in the Pac-12 in assist-turnover ratio (2.79) and No. 3 in assists per game ... ranked No. 2 in the nation among all freshmen in assist-turnover ratio (2.79) ... also ranked No. 3, nationally, among freshmen in assists per game (5.0) ... scored a season-high 22 points against Utah (Feb. 2) ... dished a career-best 14 assists against Arizona State (Feb. 27) ... finished his freshman campaign with two double-doubles – had 15 points and 11 assists in a win at No. 18 Colorado (Feb. 22) and recorded 10 points and 14 assists against Arizona State (Feb. 27) ... through 18 Pac-12 games, averaged 8.0 points and 5.6 assists per game with an assist-turnover ratio of 3.5 ... did not commit any more than four turnovers in any game during his freshman season (had four turnovers just three times) ... totaled a season-high seven field goals made (7-for-13) in the 22-point effort against Utah (Feb. 2) ... was named the Pac-12 Freshman of the Week (week of Feb. 17-23) after he averaged 14.0 points and 7.5 assists in a pair of road victories at Utah (Feb. 20) and Colorado (Feb. 22) ... through the team's final 10 contests, averaged 11.7 points and 6.9 assists per game with an assist-turnover ratio of 3.45 ... played at least 30 minutes in 19 games.

**2018-19**

Redshirted ... tore the anterior cruciate ligament (ACL) in his left knee on Oct. 7, 2018, and missed the entire season.

**PLAYER PROFILES**

**HIGH SCHOOL**

Was a three-year varsity basketball letterwinner at La Lumiere School (La Porte, Ind.) ... played for head coach Pat Holmes during his senior season ... reclassified to the Class of 2018 prior to his senior year ... averaged 15.5 points and 7.2 assists per game in 25 contests (senior) and shot 42 percent from beyond the 3-point arc ... led La Lumiere to a 23-4 overall record and a runner-up finish in the Bass Pro Shops Tournament of Champions as a senior (2017-18) ... his high school team was ranked No. 6 in the final top 25 rankings by USA Today High School Sports and was No. 14 in the final rankings from MaxPreps.com (2017-18) ... was ranked No. 72, nationally, in his high school class by 247sports.com ... also was ranked No. 79 by Rivals.com and No. 99 by ESPN.com ... secured second-team all-state honors from USA Today High School Sports (the American Family Insurance All-USA Indiana Boys Basketball Team) ... as a sophomore (2016-17), guided La Lumiere to the national title at the 2017 Dick's Sporting Goods National Tournament with a 70-52 victory over Montverde Academy ... La Lumiere went 29-1 that season with consecutive tournament wins against Wasatch Academy (Utah), Findlay Prep (Nevada) and Montverde Academy (Florida) ... averaged 11.3 points and 7.8 assists per game as a sophomore, recording a 6-to-1 assist-turnover ratio.

**PERSONAL**

Full name: Tyger Campbell ... born in Cedar Rapids, Iowa ... is the third eldest of Tony and Jennifer Campbell's four children ... has two brothers (Trez and Tey) and one sister (Teeyha) ... history major.

**TYGER CAMPBELL'S CAREER HIGHS**

Points: 27 at USC (Feb. 12, 2022)  
 Rebounds: 7 (twice), last vs. Colorado (Dec. 1, 2021)  
 Assists: 14 vs. Arizona State (Feb. 27, 2020)  
 Steals: 4 (three times), last vs. Oregon State (Jan. 15, 2022)  
 Blocks: 1 (five times), last vs. North Carolina (March 25, 2022)  
 FGM: 8 (three times), last at Oregon State (Feb. 26, 2022)  
 FGA: 19 vs. Pepperdine (Nov. 27, 2020)  
 3P-FGM: 4 (three times), last at Oregon State (Feb. 26, 2022)  
 3P-FGA: 9 vs. Pepperdine (Nov. 27, 2020)  
 FTM: 13 at USC (Feb. 12, 2022)  
 FTA: 14 at USC (Feb. 12, 2022)  
 Minutes: 52 vs. Pepperdine (Nov. 27, 2020)

**TYGER CAMPBELL'S CAREER STATISTICS**

Season	Yr.	G-GS	MIN	MPG	FG-FGA	PCT	3FG-A	PCT	FT-FTA	PCT	OR	DR	TOT	RPG	PF-DQ	A	TO	BS	S	PTS	PPG
2019-20	FR	31-31	931	30.0	87-243	.358	24-90	.267	58-86	.674	20	54	74	2.4	62-0	156	56	0	26	256	8.3
2020-21	SO	32-32	1078	33.7	127-296	.429	18-72	.250	61-79	.772	10	56	66	2.1	63-1	172	59	1	34	333	10.4
2021-22	JR	33-33	1065	32.3	138-311	.444	50-122	.410	67-80	.838	14	68	82	2.5	62-2	144	44	4	34	393	11.9
<b>CAREER</b>		<b>96-96</b>	<b>3073</b>	<b>32.0</b>	<b>352-850</b>	<b>.414</b>	<b>92-284</b>	<b>.324</b>	<b>186-245</b>	<b>.759</b>	<b>44</b>	<b>178</b>	<b>222</b>	<b>2.3</b>	<b>187-3</b>	<b>469</b>	<b>159</b>	<b>5</b>	<b>94</b>	<b>982</b>	<b>10.2</b>

**TYGER CAMPBELL'S 2021-22 GAME-BY-GAME STATISTICS**

DATE	OPP	G-GS	MIN	FG-FGA	PCT	3FG-A	PCT	FT-FTA	PCT	OR	DR	TOT	PF-DQ	A	TO	BS	S	PTS
11-09	CSU Bakersfield	1-1	21:49	2-5	.400	2-2	1.000	4-4	1.000	1	1	2	1-0	4	2	0	2	10
11-12	Villanova	1-1	33:15	5-9	.556	2-5	.400	2-2	1.000	0	1	1	4-0	4	1	0	1	14
11-15	Long Beach State	1-1	29:16	5-14	.357	3-7	.429	2-2	1.000	0	1	1	2-0	6	1	0	1	15
11-17	North Florida	1-1	25:55	4-7	.571	4-4	1.000	1-2	.500	0	6	6	2-0	5	0	0	0	13
11-22	vs. Bellarmine	1-1	30:27	1-7	.143	0-6	.000	0-0	.000	0	2	2	2-0	5	0	0	2	2
11-23	vs. Gonzaga	1-1	31:11	4-7	.571	0-0	.000	3-3	1.000	0	1	1	1-0	1	1	0	0	11
11-27	at UNLV	1-1	30:03	5-8	.625	2-4	.500	3-4	.750	0	0	0	0-0	0	1	0	0	15
12-01	Colorado	1-1	33:39	8-16	.500	4-7	.571	1-2	.500	2	5	7	1-0	5	1	0	1	21
12-11	at Marquette	1-1	33:53	4-11	.364	2-5	.400	2-2	1.000	0	5	5	1-0	8	2	0	2	12
01-06	Long Beach State	1-1	26:50	4-8	.500	3-5	.600	0-0	.000	1	1	2	2-0	10	0	0	0	11
01-08	at California	1-1	34:12	7-10	.700	2-3	.667	1-2	.500	0	2	2	1-0	4	3	0	3	17
01-13	Oregon	1-1	40:49	3-10	.300	2-5	.400	2-2	1.000	2	3	5	5-1	4	1	0	0	10
01-15	Oregon State	1-1	35:36	4-8	.500	0-2	.000	5-6	.833	0	0	0	1-0	3	1	0	4	13
01-20	at Utah	1-1	36:58	2-10	.200	0-3	.000	1-2	.500	1	3	4	0-0	2	2	1	2	5
01-22	at Colorado	1-1	32:30	1-8	.125	1-4	.250	1-2	.500	1	3	4	1-0	3	2	0	2	4
01-25	Arizona	1-1	29:33	4-7	.571	1-2	.500	0-0	.000	0	4	4	2-0	3	0	1	0	9
01-27	California	1-1	21:04	3-7	.429	1-3	.333	1-2	.500	1	2	3	2-0	5	1	0	2	8
01-29	Stanford	1-1	33:49	4-8	.500	0-2	.000	2-2	1.000	0	4	4	3-0	9	3	0	2	10
02-03	at Arizona	1-1	33:58	4-14	.286	1-4	.250	0-1	.000	1	1	2	5-1	5	1	0	0	9
02-05	at Arizona State	1-1	49:30	5-13	.385	1-4	.250	2-2	1.000	0	1	1	4-0	5	3	0	2	13
02-08	at Stanford	1-1	33:17	5-10	.500	2-4	.500	2-2	1.000	0	2	2	0-0	7	1	0	0	14
02-12	at USC	1-1	34:38	6-13	.462	2-4	.500	13-14	.929	0	1	1	4-0	3	4	0	2	27
02-17	Washington State	-	DNP	-	-	-	-	-	-	-	-	-	-	-	-	-	-	-
02-19	Washington	1-1	20:40	2-5	.400	2-3	.667	0-0	.000	0	3	3	0-0	1	0	0	0	6
02-21	Arizona State	-	DNP	-	-	-	-	-	-	-	-	-	-	-	-	-	-	-
02-24	at Oregon	1-1	32:03	5-12	.417	1-6	.167	1-2	.500	0	1	1	1-0	1	1	0	2	12
02-26	at Oregon State	1-1	24:30	8-10	.800	4-6	.667	0-0	.000	2	1	3	0-0	5	0	0	0	20
02-28	at Washington	1-1	34:57	2-10	.200	0-1	.000	2-2	1.000	0	3	3	0-0	4	1	0	0	6
03-05	USC	1-1	37:33	3-8	.375	1-3	.333	2-2	1.000	1	1	2	2-0	4	0	1	2	9
03-10	vs. Washington State	1-1	26:54	1-3	.333	0-1	.000	0-0	.000	0	1	1	3-0	4	2	0	0	2
03-11	vs. USC	1-1	35:08	5-9	.556	3-5	.600	1-2	.500	0	2	2	3-0	2	2	0	0	14
03-12	vs. Arizona	1-1	32:28	6-15	.400	1-4	.250	1-1	1.000	0	2	2	3-0	4	1	0	1	14
03-17	vs. Akron	1-1	37:57	6-12	.500	3-6	.500	1-1	1.000	0	1	1	1-0	5	2	0	0	16
03-19	vs. Saint Mary's	1-1	32:15	4-8	.500	0-1	.000	8-8	1.000	1	2	3	3-0	4	1	0	0	16
03-25	vs. North Carolina	1-1	38:13	6-9	.667	0-1	.000	3-4	.750	0	2	2	2-0	6	3	1	1	15
<b>TOTALS</b>		<b>33-33</b>	<b>1064:50</b>	<b>138-311</b>	<b>.444</b>	<b>50-122</b>	<b>.410</b>	<b>67-80</b>	<b>.838</b>	<b>14</b>	<b>68</b>	<b>82</b>	<b>62-2</b>	<b>141</b>	<b>44</b>	<b>4</b>	<b>34</b>	<b>393</b>

**TYGER CAMPBELL'S 2020-21 GAME-BY-GAME STATISTICS**


DATE	OPP	G-GS	MIN	FG-FGA	PCT	3FG-A	PCT	FT-FTA	PCT	OR	DR	TOT	PF-DQ	A	TO	BS	S	PTS
11-25	at San Diego State	1-1	34:42	3-9	.333	0-5	.000	3-4	.750	0	0	0	3-0	4	3	0	0	9
11-27	vs. Pepperdine	1-1	51:42	8-19	.421	3-9	.333	3-4	.750	2	4	6	4-0	7	1	0	1	22

**PLAYER PROFILES**

DATE	OPP	G-GS	MIN	FG-FGA	PCT	3FG-A	PCT	FT-FTA	PCT	OR	DR	TOT	PF-DQ	A	TO	BS	S	PTS
12-03	Seattle	1-1	26:36	4-9	.444	1-4	.250	8-8	1.000	0	2	2	2-0	6	2	0	2	17
12-06	California	1-1	29:03	5-7	.714	0-0	.000	1-2	.500	1	3	4	0-0	12	1	0	0	11
12-09	San Diego	1-1	28:14	5-12	.417	1-1	1.000	1-2	.500	1	4	5	2-0	5	0	0	1	12
12-11	Marquette	1-1	34:43	2-3	.667	0-1	.000	0-0	.000	0	3	3	2-0	9	2	0	1	4
12-19	vs. Ohio State	1-1	34:05	1-10	.100	0-1	.000	1-2	.500	0	1	1	1-0	5	0	0	1	3
12-31	Utah	1-1	37:28	4-9	.444	1-2	.500	0-0	.000	0	4	4	1-0	10	4	0	2	9
01-02	Colorado	1-1	32:47	5-11	.455	1-4	.250	0-0	.000	2	2	4	2-0	7	2	0	3	11
01-07	at Arizona State	1-1	42:59	3-13	.231	0-2	.000	2-6	.333	1	3	4	2-0	5	4	0	1	8
01-09	at Arizona	1-1	32:40	7-10	.700	0-0	.000	8-8	1.000	0	2	2	1-0	2	0	0	0	22
01-14	Washington State	1-1	28:53	7-8	.875	2-2	1.000	0-0	.000	0	3	3	1-0	6	2	0	1	16
01-16	Washington	1-1	29:40	5-12	.417	1-2	.500	0-0	.000	1	1	2	2-0	5	1	0	2	11
01-21	at California	1-1	32:01	3-6	.500	0-0	.000	1-2	.500	0	1	1	3-0	6	4	0	1	7
01-23	at Stanford	1-1	35:37	4-12	.333	0-1	.000	5-5	1.000	1	2	3	2-0	4	2	0	1	13
01-30	Oregon State	1-1	32:01	2-6	.333	1-3	.333	4-4	1.000	0	2	2	2-0	4	2	0	2	9
02-06	at USC	1-1	31:48	3-10	.300	1-5	.200	0-0	.000	0	1	1	2-0	4	1	0	0	7
02-11	at Washington State	1-1	36:46	6-9	.667	0-2	.000	5-9	.556	0	3	3	1-0	5	4	0	4	17
02-13	at Washington	1-1	26:36	1-5	.200	0-0	.000	0-0	.000	0	0	0	5-1	4	2	0	0	2
02-18	Arizona	1-1	35:54	6-9	.667	1-2	.500	0-0	.000	0	2	2	3-0	3	0	0	1	13
02-20	Arizona State	1-1	35:02	4-13	.308	0-3	.000	2-2	1.000	0	2	2	2-0	6	2	0	1	10
02-25	at Utah	1-1	31:46	3-6	.500	0-1	.000	1-1	1.000	0	0	0	2-0	5	2	0	0	7
02-27	at Colorado	1-1	33:47	4-11	.364	1-3	.333	0-0	.000	0	1	1	3-0	4	4	0	1	9
03-03	at Oregon	1-1	31:07	2-5	.400	0-2	.000	2-2	1.000	0	2	2	1-0	8	3	0	0	6
03-06	USC	1-1	37:49	4-8	.500	0-0	.000	1-2	.500	1	1	2	1-0	4	3	0	2	9
03-11	vs. Oregon State	1-1	42:36	2-10	.200	0-2	.000	4-4	1.000	0	1	1	0-0	5	1	0	0	8
03-18	vs. Michigan State	1-1	34:12	2-6	.333	1-2	.500	2-2	1.000	0	0	0	1-0	4	2	0	0	7
03-20	vs. BYU	1-1	29:51	3-13	.231	1-5	.200	0-0	.000	0	1	1	2-0	5	0	0	1	7
03-22	vs. Abilene Christian	1-1	27:24	3-6	.500	0-0	.000	0-0	.000	0	1	1	4-0	4	1	0	0	6
03-28	vs. Alabama	1-1	31:11	5-8	.625	0-1	.000	3-5	.600	0	2	2	3-0	5	1	1	2	13
03-30	vs. Michigan	1-1	33:15	5-10	.500	1-4	.250	0-0	.000	0	1	1	1-0	2	2	0	2	11
04-03	vs. Gonzaga	1-1	35:25	6-11	.545	1-3	.333	4-5	.800	0	1	1	2-0	7	1	0	1	17
<b>TOTALS</b>		<b>32-32</b>	<b>1077:40</b>	<b>127-296</b>	<b>.429</b>	<b>18-72</b>	<b>.250</b>	<b>61-79</b>	<b>.772</b>	<b>10</b>	<b>56</b>	<b>66</b>	<b>63-1</b>	<b>172</b>	<b>59</b>	<b>1</b>	<b>34</b>	<b>333</b>

**TYGER CAMPBELL'S 2019-20 GAME-BY-GAME STATISTICS**

DATE	OPP	G-GS	MIN	FG-FGA	PCT	3FG-A	PCT	FT-FTA	PCT	OR	DR	TOT	PF-DQ	A	TO	BS	S	PTS
11-06	Long Beach State	1-1	37	4-9	.444	3-5	.600	4-6	.667	2	3	5	1-0	5	4	0	1	15
11-10	UC Santa Barbara	1-1	35	1-6	.167	0-2	.000	0-0	.000	1	1	2	3-0	6	1	0	1	2
11-15	UNLV	1-1	33	5-8	.625	3-4	.750	2-2	1.000	0	1	1	1-0	4	2	0	0	15
11-18	Southern Utah	1-1	30	3-6	.500	0-1	.000	3-5	.600	0	2	2	4-0	5	1	0	3	9
11-21	Hofstra	1-1	28	0-3	.000	0-1	.000	0-0	.000	0	0	0	4-0	5	2	0	0	0
11-25	vs. BYU	1-1	22	4-7	.571	2-2	1.000	1-3	.333	0	1	1	3-0	2	3	0	1	11
11-26	vs. Chaminade	1-1	23	2-5	.400	0-2	.000	2-2	1.000	0	5	5	2-0	6	2	0	2	6
11-27	vs. Michigan State	1-1	28	4-8	.500	0-2	.000	2-2	1.000	0	1	1	2-0	1	2	0	0	10
12-01	San Jose State	1-1	19	1-2	.500	0-1	.000	0-0	.000	0	1	1	0-0	2	2	0	0	2
12-08	Denver	1-1	32	3-10	.300	1-5	.200	2-2	1.000	1	1	2	1-0	3	3	0	0	9
12-14	at Notre Dame	1-1	28	2-5	.400	1-2	.500	0-2	.000	0	3	3	1-0	2	1	0	1	5
12-21	vs. North Carolina	1-1	29	4-9	.444	0-2	.000	2-2	1.000	1	2	3	0-0	5	3	0	0	10
12-28	Cal State Fullerton	1-1	33	5-10	.500	3-7	.429	5-6	.833	2	2	4	2-0	9	1	0	1	18
01-02	at Washington	1-1	35	2-7	.286	1-6	.167	0-0	.000	0	0	0	3-0	7	3	0	1	5
01-04	at Washington State	1-1	16	0-3	.000	0-1	.000	0-0	.000	0	0	0	3-0	2	2	0	0	0
01-11	USC	1-1	34	2-7	.286	0-3	.000	0-0	.000	0	1	1	2-0	4	0	0	0	4
01-15	Stanford	1-1	20	1-5	.200	1-2	.500	1-2	.500	0	0	0	1-0	5	0	0	2	4
01-19	California	1-1	33	1-7	.143	1-3	.333	1-2	.500	0	3	3	2-0	8	2	0	1	4
01-23	at Oregon State	1-1	29	3-7	.429	1-4	.250	0-0	.000	0	1	1	4-0	4	0	0	2	7
01-26	at Oregon	1-1	6	0-1	.000	0-1	.000	0-0	.000	1	0	1	0-0	0	0	0	0	0
01-30	Colorado	1-1	27	1-5	.200	0-3	.000	1-2	.500	1	2	3	0-0	2	2	0	0	3
02-02	Utah	1-1	34	7-13	.538	2-4	.500	6-7	.857	0	3	3	1-0	8	1	0	0	22
02-06	at Arizona State	1-1	33	4-15	.267	1-5	.200	4-6	.667	0	1	1	3-0	5	1	0	1	13
02-08	at Arizona	1-1	36	5-10	.500	1-2	.500	1-1	1.000	0	3	3	3-0	5	4	0	0	12
02-13	Washington State	1-1	36	5-12	.417	1-3	.333	3-10	.300	1	3	4	3-0	3	3	0	4	14
02-15	Washington	1-1	37	1-4	.250	0-3	.000	0-0	.000	0	7	7	1-0	6	4	0	2	2
02-20	at Utah	1-1	36	5-11	.455	0-3	.000	3-4	.750	2	0	2	3-0	4	2	0	0	13
02-22	at Colorado	1-1	36	5-10	.500	1-2	.500	4-7	.571	1	1	2	1-0	11	1	0	1	15
02-27	Arizona State	1-1	36	3-16	.188	0-2	.000	4-5	.800	3	2	5	4-0	14	3	0	2	10
02-29	Arizona	1-1	36	1-11	.091	0-3	.000	5-6	.833	1	2	3	3-0	8	0	0	0	7
03-07	at USC	1-1	34	3-11	.273	1-4	.250	2-2	1.000	3	2	5	1-0	5	1	0	0	9
<b>TOTALS</b>		<b>31-31</b>	<b>931</b>	<b>87-243</b>	<b>.358</b>	<b>24-90</b>	<b>.267</b>	<b>58-86</b>	<b>.674</b>	<b>20</b>	<b>54</b>	<b>74</b>	<b>62-0</b>	<b>156</b>	<b>56</b>	<b>0</b>	<b>26</b>	<b>256</b>



## ABRAMO CANKA

6-6 / 200  
Freshman / Guard, Forward  
Genoa, Italy  
Istituto Paritario "G. Papi"

### PERSONAL

Attended Istituto Paritario "G. Papi" (one year) and ITIS Biagio Pascal Roma (four years) in his native country of Italy ... students in Italy typically will attend high school for five years ... as a basketball player, competed within the Italian National Team program at various age levels ... in July 2022, played for Italy at the FIBA Under 20 European Championship, averaging 9.4 points, 2.1 rebounds and 1.4 assists in seven games ... shot 45.6 percent from the field at the 2022 FIBA U20 Tournament ... in addition, averaged 10.6 points,

7.1 rebounds, 2.0 assists and 1.9 steals per game at the 2018 FIBA U16 European Championship ... played for Stella Azzurra Roma at the Adidas Next Generation Tournament in Munich, Germany, in January 2020 ... secured all-tournament team honors in the under-18 division at the Adidas Next Generation Tournament, averaging 16.8 points, 4.3 rebounds, 4.3 assists and 2.3 steals per game ... guided his team to the finals in the Next Generation Tournament.

### PERSONAL

Full name: Abramo Canka (last name is pronounced ZAHN-kuh) ... born in Genoa, Italy (known as Genova, in Italy) ... mother is Albana Canka ... undeclared major.



## JAYLEN CLARK

6-5 / 205  
Junior / Guard  
Riverside, California  
Etiwanda HS

### CAREER

Has played in 60 career games, making six starts ... has averaged 4.6 points and 3.1 rebounds per game ... has shot 50.5 percent from the field through his first two seasons ... has scored at least 10 points in eight games ... scored a career-high 25 points during his sophomore season against Washington (Feb. 19, 2022).

### 2021-22

Played in 29 games, making six starts ... averaged 6.7 points, 3.8 rebounds and 1.0 assists per game ... averaged 18.1 minutes per game ... was one of five players to earn Pac-12 All-Defensive Team honors (along with teammates Jaime Jaquez Jr. and Myles Johnson) ... shot 50.6 percent from the field (81-for-160) ... finished the season with 33 steals and five blocks ... scored in double figures in seven games ... scored a career-high 25 points in a victory at home against Washington (Feb. 19) ... recorded his first collegiate double-double, totaling 18 points and 11 rebounds, in a win at home versus Washington State (Feb. 17) ... totaled at least five rebounds in 11 games ... averaged 19.7 points and 8.3 rebounds in a three-game homestand in mid-February (Feb. 17-21), shooting 60.5 percent from the field in that stretch (26-for-43) ... recorded a pair of steals in the final 35 seconds of regulation at home against Oregon, helping the Bruins erase a 73-68 deficit and send the game to overtime (UCLA lost in overtime, 84-81) ... totaled career highs with five assists and four steals against Washington State (Feb. 17).

### 2020-21

Played in 31 games ... averaged 2.5 points and 2.4 rebounds per game ... averaged 9.0 minutes per game ... shot 50 percent from the field (29-for-58) ... made 75.0 percent of his free throw attempts (18-for-24) ... scored in double figures in one game, totaling a season-high 10 points at Colorado (Feb. 27) ... grabbed at least five rebounds in six games, including a season-best nine rebounds in 18 minutes against Alabama (March 28) in the Bruins' Sweet 16 win ... also had seven rebounds in the NCAA Tournament win against Abilene Christian (March 22) ... played in a season-high 21 minutes at Washington State (Feb. 11) ... helped UCLA overcome an eight-point deficit in the final 10 minutes against Arizona State (Feb. 20), making a free throw with 1.4 seconds to play and give the Bruins an 80-79 lead (was fouled under the basket on a put-back after

corralling an offensive rebound).

### HIGH SCHOOL

Was a four-year varsity letterwinner in high school ... spent his senior season at Etiwanda High School (Rancho Cucamonga, Calif.) playing for Dave Kleckner ... spent his first three seasons playing for Centennial High School (Corona, Calif.) for head coach Josh Giles ... was ranked the No. 63 player in his high school class by Rivals.com and No. 73 by 247Sports.com ... secured All-CIF Southern Section Open Division honors as a junior and senior ... as a senior at Etiwanda, averaged 18.5 points, 6.4 rebounds, 2.7 assists and 2.6 steals per game ... led Etiwanda to a 30-4 overall record in 2019-20, as the Eagles had a perfect 10-0 mark in the Baseline League ... Etiwanda dropped a 63-61 decision to Sierra Canyon in the CIF Southern Section Open Division regional final after having defeated Mater Dei, 65-61, in a semifinal contest ... scored a team-leading 32 points and tallied 13 rebounds against Sierra Canyon in a CIF Southern Section Open Division semifinal game (Feb. 21, 2020) at Calabasas High School ... at the conclusion of his senior season, earned second-team all-state acclaim from MaxPreps.com and first-team all-area accolades from the San Bernardino Sun ... as a junior (2018-19), averaged 17.2 points, 5.6 rebounds and 3.3 assists per game at Centennial ... as a sophomore (2017-18), averaged 18.0 points, 6.4 rebounds and 3.6 assists per game ... competed for the Compton Magic AAU basketball program.

### PERSONAL

Full name: Jaylen Bryce Clark ... born in Riverside, Calif. ... is the son of Cornelius and Denita Clark ... has one older brother, Cornelius, and one younger sister, Briana ... among his most favorite professional athletes is former UCLA standout Russell Westbrook ... sociology major.

### JAYLEN CLARK'S CAREER HIGHS

Points:	25 vs. Washington (Feb. 19, 2022)
Rebounds:	11 vs. Washington State (Feb. 17, 2022)
Assists:	5 vs. Washington State (Feb. 17, 2022)
Steals:	4 vs. Washington State (Feb. 17, 2022)
Blocks:	2 at Washington State (Feb. 11, 2021)
FGM:	12 vs. Washington (Feb. 19, 2022)
FGA:	16 (twice), last vs. Washington (Feb. 19, 2022)
3P-FGM:	2 vs. Long Beach State (Jan. 6, 2022)
3P-FGA:	3 (three times), last vs. Long Beach State (Jan. 6, 2022)
FTM:	4 vs. Gonzaga (Nov. 23, 2021)
FTA:	7 vs. Washington State (Feb. 17, 2022)
Minutes:	36 vs. Arizona State (Feb. 21, 2022)

**PLAYER PROFILES**

**JAYLEN CLARK'S CAREER STATISTICS**

Season	Yr.	G-GS	MIN	MPG	FG-FGA	PCT	3FG-A	PCT	FT-FTA	PCT	OR	DR	TOT	RPG	PF-DQ	A	TO	BS	S	PTS	PPG
2020-21	FR	31-0	280	9.0	29-58	.500	2-10	.200	18-24	.750	31	44	75	2.4	33-0	6	12	5	4	78	2.5
2021-22	SO	29-6	524	18.1	81-160	.506	7-27	.259	26-48	.542	45	65	110	3.8	56-0	30	20	5	33	195	6.7
<b>CAREER</b>		<b>60-6</b>	<b>803</b>	<b>13.4</b>	<b>110-218</b>	<b>.505</b>	<b>9-37</b>	<b>.243</b>	<b>44-72</b>	<b>.611</b>	<b>76</b>	<b>109</b>	<b>185</b>	<b>3.1</b>	<b>89-0</b>	<b>36</b>	<b>32</b>	<b>10</b>	<b>37</b>	<b>273</b>	<b>4.6</b>

**JAYLEN CLARK'S 2021-22 GAME-BY-GAME STATISTICS**

DATE	OPP	G-GS	MIN	FG-FGA	PCT	3FG-A	PCT	FT-FTA	PCT	OR	DR	TOT	PF-DQ	A	TO	BS	S	PTS
11-09	CSU Bakersfield	1-0	19:44	3-4	.750	0-1	.000	4-5	.800	2	5	7	1-0	3	2	0	1	10
11-12	Villanova	1-0	15:22	1-2	.500	0-0	.000	0-0	.000	2	4	6	1-0	1	1	0	0	2
11-15	Long Beach State	1-0	23:51	4-8	.500	0-2	.000	2-3	.667	4	2	6	2-0	3	0	1	0	10
11-17	North Florida	1-0	17:58	2-6	.333	0-1	.000	2-4	.500	2	3	5	1-0	4	1	0	1	6
11-22	vs. Bellarmine	1-0	13:18	3-5	.600	0-2	.000	0-0	.000	0	2	2	0-0	0	1	0	1	6
11-23	vs. Gonzaga	1-0	17:17	2-4	.500	0-0	.000	4-6	.667	5	0	5	2-0	0	0	1	0	8
11-27	at UNLV	1-0	17:53	2-7	.286	0-0	.000	2-2	1.000	4	2	6	3-0	0	1	0	2	6
12-01	Colorado	1-0	23:01	2-3	.667	0-0	.000	0-0	.000	0	2	2	4-0	0	1	0	0	4
12-11	at Marquette	1-0	19:50	2-8	.250	0-1	.000	0-1	.000	4	2	6	2-0	0	1	0	1	4
01-06	Long Beach State	1-0	15:03	3-6	.500	2-3	.667	1-2	.500	0	2	2	0-0	2	1	0	1	9
01-08	at California	1-0	8:56	0-2	.000	0-1	.000	0-0	.000	1	1	2	1-0	1	0	0	0	0
01-13	Oregon	1-0	16:31	2-6	.333	0-1	.000	0-0	.000	1	2	3	1-0	1	1	0	2	4
01-15	Oregon State	1-1	32:15	5-6	.833	1-1	1.000	0-0	.000	1	3	4	3-0	2	2	0	1	11
01-20	at Utah	-	DNP	-	-	-	-	-	-	-	-	-	-	-	-	-	-	-
01-22	at Colorado	1-0	10:22	1-1	1.000	0-0	.000	2-2	1.000	0	2	2	4-0	0	1	0	1	4
01-25	Arizona	-	DNP	-	-	-	-	-	-	-	-	-	-	-	-	-	-	-
01-27	California	-	DNP	-	-	-	-	-	-	-	-	-	-	-	-	-	-	-
01-29	Stanford	-	DNP	-	-	-	-	-	-	-	-	-	-	-	-	-	-	-
02-03	at Arizona	-	DNP	-	-	-	-	-	-	-	-	-	-	-	-	-	-	-
02-05	at Arizona State	-	DNP	-	-	-	-	-	-	-	-	-	-	-	-	-	-	-
02-08	at Stanford	1-0	10:35	3-3	1.000	0-0	.000	0-0	.000	1	1	2	1-0	0	0	0	0	6
02-12	at USC	1-0	13:53	2-5	.400	0-1	.000	1-2	.500	2	2	4	3-0	0	0	0	2	5
02-17	Washington State	1-1	34:05	7-11	.636	1-3	.333	3-7	.429	3	8	11	0-0	5	0	0	4	18
02-19	Washington	1-1	30:41	12-16	.750	1-2	.500	0-1	.000	3	2	5	4-0	1	1	0	1	25
02-21	Arizona State	1-1	36:19	7-16	.438	1-3	.333	1-2	.500	0	9	9	1-0	1	0	1	3	16
02-24	at Oregon	1-1	24:36	2-8	.250	0-1	.000	1-2	.500	1	4	5	4-0	1	3	0	2	5
02-26	at Oregon State	1-1	20:22	5-7	.714	0-1	.000	0-0	.000	1	1	2	1-0	0	2	0	2	10
02-28	at Washington	1-0	18:41	4-6	.667	0-1	.000	1-2	.500	1	0	1	3-0	1	0	0	1	9
03-05	USC	1-0	11:32	1-2	.500	0-1	.000	2-6	.333	0	2	2	3-0	1	0	0	2	4
03-10	vs. Washington State	1-0	18:33	2-7	.286	0-0	.000	0-0	.000	0	2	2	3-0	1	0	1	2	4
03-11	vs. USC	1-0	12:14	0-3	.000	0-0	.000	0-0	.000	2	1	3	3-0	2	0	0	0	0
03-12	vs. Arizona	1-0	9:38	2-3	.667	0-0	.000	0-0	.000	3	0	3	2-0	0	0	0	1	4
03-17	vs. Akron	1-0	15:22	0-1	.000	0-0	.000	0-1	.000	0	0	0	2-0	0	0	1	1	0
03-19	vs. Saint Mary's	1-0	10:50	1-1	1.000	0-0	.000	0-0	.000	1	0	1	0-0	0	0	0	0	2
03-25	vs. North Carolina	1-0	4:49	1-3	.333	1-1	1.000	0-0	.000	1	1	2	1-0	0	1	0	1	3
<b>TOTALS</b>		<b>29-6</b>	<b>523:31</b>	<b>81-160</b>	<b>.506</b>	<b>7-27</b>	<b>.259</b>	<b>26-48</b>	<b>.542</b>	<b>45</b>	<b>65</b>	<b>110</b>	<b>56-0</b>	<b>30</b>	<b>20</b>	<b>5</b>	<b>33</b>	<b>195</b>

**JAYLEN CLARK'S 2020-21 GAME-BY-GAME STATISTICS**

DATE	OPP	G-GS	MIN	FG-FGA	PCT	3FG-A	PCT	FT-FTA	PCT	OR	DR	TOT	PF-DQ	A	TO	BS	S	PTS
11-25	at San Diego State	1-0	2:38	0-0	.000	0-0	.000	0-0	.000	0	0	0	0-0	0	0	0	0	0
11-27	vs. Pepperdine	1-0	0:23	0-0	.000	0-0	.000	0-0	.000	0	0	0	0-0	0	0	0	0	0
12-03	Seattle	1-0	10:46	2-2	1.000	0-0	.000	0-0	.000	0	3	3	1-0	0	1	0	0	4
12-06	California	1-0	4:48	0-0	.000	0-0	.000	0-0	.000	0	0	0	1-0	0	1	0	0	0
12-09	San Diego	1-0	4:48	2-3	.667	0-0	.000	2-2	1.000	0	0	0	1-0	0	0	0	0	6
12-11	Marquette	1-0	4:12	0-0	.000	0-0	.000	0-0	.000	0	1	1	2-0	0	0	0	0	0
12-19	vs. Ohio State	-	DNP	-	-	-	-	-	-	-	-	-	-	-	-	-	-	-
12-31	Utah	1-0	0:21	0-0	.000	0-0	.000	0-0	.000	0	1	1	0-0	0	0	0	0	0
01-02	Colorado	1-0	2:02	0-1	.000	0-1	.000	0-0	.000	0	0	0	0-0	0	0	0	0	0
01-07	at Arizona State	1-0	4:29	0-2	.000	0-1	.000	0-0	.000	0	0	0	1-0	1	0	0	0	0
01-09	at Arizona	1-0	10:34	1-2	.500	0-1	.000	0-0	.000	1	1	2	2-0	0	0	0	0	2
01-14	Washington State	1-0	16:24	3-4	.500	0-1	.000	1-1	1.000	2	3	5	3-0	0	2	0	1	7
01-16	Washington	1-0	4:18	0-2	.000	0-0	.000	2-2	1.000	1	1	2	0-0	0	0	0	0	2
01-21	at California	1-0	6:51	0-0	.000	0-0	.000	0-0	.000	0	1	1	1-0	0	0	0	0	0
01-23	at Stanford	1-0	11:39	0-3	.000	0-1	.000	2-2	1.000	2	2	4	1-0	0	0	0	2	2
01-30	Oregon State	1-0	7:49	1-2	.500	0-0	.000	0-0	.000	1	0	1	1-0	0	1	0	0	2
02-06	at USC	1-0	14:32	1-4	.250	1-1	1.000	0-0	.000	2	1	3	2-0	0	0	0	0	3
02-11	at Washington State	1-0	21:43	3-4	.750	0-0	.000	0-1	.000	1	4	5	3-0	2	1	2	0	6
02-13	at Washington	1-0	11:21	0-0	.000	0-0	.000	0-0	.000	0	2	2	0-0	0	1	0	0	0
02-18	Arizona	1-0	3:02	1-2	.500	0-1	.000	0-0	.000	1	0	1	0-0	0	0	0	0	2
02-20	Arizona State	1-0	7:17	0-2	.000	0-0	.000	2-4	.500	2	1	3	0-0	0	0	0	0	2
02-25	at Utah	1-0	13:53	0-1	.000	0-0	.000	0-0	.000	0	2	2	0-0	0	0	1	0	0

PLAYER PROFILES

DATE	OPP	G-GS	MIN	FG-FGA	PCT	3FG-A	PCT	FT-FTA	PCT	OR	DR	TOT	PF-DQ	A	TO	BS	S	PTS
02-27	at Colorado	1-0	16:03	5-6	.833	0-0	.000	0-0	.000	2	2	4	3-0	0	1	1	0	10
03-03	at Oregon	1-0	12:20	3-5	.600	0-0	.000	0-0	.000	2	4	6	2-0	0	0	0	0	6
03-06	USC	1-0	18:25	2-2	1.000	1-1	1.000	0-0	.000	0	1	1	2-0	0	0	0	1	5
03-11	vs. Oregon State	1-0	12:14	2-3	.667	0-0	.000	0-0	.000	4	1	5	2-0	0	0	0	0	4
03-18	vs. Michigan State	1-0	11:04	1-2	.500	0-0	.000	2-2	1.000	2	1	3	0-0	2	0	0	0	4
03-20	vs. BYU	1-0	3:39	0-0	.000	0-0	.000	0-0	.000	0	1	1	0-0	0	0	0	0	0
03-22	vs. Abilene Christian	1-0	14:25	2-4	.500	0-1	.000	1-2	.500	3	4	7	1-0	1	2	0	0	5
03-28	vs. Alabama	1-0	18:09	0-2	.000	0-1	.000	3-4	.750	4	5	9	2-0	0	1	1	0	3
03-30	vs. Michigan	1-0	2:11	0-0	.000	0-0	.000	0-0	.000	0	1	1	0-0	0	0	0	0	0
04-03	vs. Gonzaga	1-0	7:55	0-0	.000	0-0	.000	3-4	.750	1	1	2	2-0	0	1	0	0	3
<b>TOTALS</b>		<b>31-0</b>	<b>279:47</b>	<b>29-58</b>	<b>.500</b>	<b>2-10</b>	<b>.200</b>	<b>18-24</b>	<b>.750</b>	<b>31</b>	<b>44</b>	<b>75</b>	<b>33-0</b>	<b>6</b>	<b>12</b>	<b>5</b>	<b>4</b>	<b>78</b>



# LOGAN CREMONESI

6-8 / 220  
RS Sophomore / Forward  
Oceanside, California  
Mater Dei HS

**2021-22**  
Did not play ... redshirt year.

**2020-21**  
Played in five games ... had one rebound and one shot attempt ... made his collegiate debut in UCLA's win against San Diego (Dec. 9) ... saw action in two of UCLA's NCAA Tournament contests – versus BYU (March 20) and Abilene Christian (March 22).

**HIGH SCHOOL**  
Was a three-year varsity basketball letterwinner at Mater Dei High School (Santa Ana, Calif.) for head coach Gary McKnight ... played as a freshman on the varsity squad at El Camino High School (Oceanside, Calif.) for head coach Tom Tarantino ... was a two-time

recipient of Mater Dei basketball's annual Coaches' Award ... as a senior at Mater Dei, averaged 2.7 points and 2.3 rebounds per game in 32 contests ... in 2019-20, helped Mater Dei compile a 25-8 overall record and a 9-1 mark in the Trinity League (won the league's regular-season title) ... during his senior season, the Monarchs advanced to the semifinal round of the CIF Southern California Regional Open Division playoffs (lost to Etiwanda, 65-61) ... in addition, Mater Dei played in the CIF Southern Section Open Division title contest (lost to Sierra Canyon, 59-48) ... as a junior (2018-19), averaged 3.1 points and 2.7 rebounds per game in 33 contests ... Mater Dei went 29-5 during his junior season (2018-19) ... that year, Mater Dei shared the Trinity League title with St. John Bosco and advanced to the CIF Southern California Regional Open Division championship game, falling to eventual state champion Sierra Canyon ... as a sophomore (2017-18), averaged 1.5 points and 1.5 rebounds per game in 13 contests ... contributed to a varsity team in 2017-18 that captured the CIF Southern Section Open Division championship (Mater Dei defeated Sierra Canyon, 55-53) ... in 2017-18, Mater Dei went 23-7 overall and compiled a 9-1 mark in the Trinity League ... was a starter as a freshman at El Camino High School in 2016-17, averaging five points and four rebounds per game ... also competed for the West Coast Elite basketball program.

**PERSONAL**  
Full name: Logan Pierre Cremonesi ... last name is pronounced cre-mo-NEH-see ... born in Chicago, Ill. ... grew up in Oceanside, Calif. ... is the younger of Robert and Emma Cremonesi's three sons ... has two older brothers, Jonathan and Dylan ... lists Michael Jordan as his favorite athlete ... is fluent in French ... undeclared major.

**LOGAN CREMONESI'S CAREER STATISTICS**

Season	Yr.	G-GS	MIN	MPG	FG-FGA	PCT	3FG-A	PCT	FT-FTA	PCT	OR	DR	TOT	RPG	PF-DQ	A	TO	BS	S	PTS	PPG
2020-21	FR	5-0	5	1.0	0-1	.000	0-0	.000	0-2	.000	0	1	1	0.2	1-0	0	0	0	0	0	0.0
2021-22	-	0-0	-	-	-	.000	-	.000	-	.000	-	-	-	-	-	-	-	-	-	-	-
<b>CAREER</b>		<b>5-0</b>	<b>5</b>	<b>1.0</b>	<b>0-1</b>	<b>.000</b>	<b>0-0</b>	<b>.000</b>	<b>0-2</b>	<b>.000</b>	<b>0</b>	<b>1</b>	<b>1</b>	<b>0.2</b>	<b>1-0</b>	<b>0</b>	<b>0</b>	<b>0</b>	<b>0</b>	<b>0</b>	<b>0.0</b>

**LOGAN CREMONESI'S 2020-21 GAME-BY-GAME STATISTICS**

DATE	OPP	G-GS	MIN	FG-FGA	PCT	3FG-A	PCT	FT-FTA	PCT	OR	DR	TOT	PF-DQ	A	TO	BS	S	PTS
11-25	at San Diego State	-	DNP	-	-	-	-	-	-	-	-	-	-	-	-	-	-	-
11-27	vs. Pepperdine	-	DNP	-	-	-	-	-	-	-	-	-	-	-	-	-	-	-
12-03	Seattle	-	DNP	-	-	-	-	-	-	-	-	-	-	-	-	-	-	-
12-06	California	-	DNP	-	-	-	-	-	-	-	-	-	-	-	-	-	-	-
12-09	San Diego	1-0	1:29	0-0	.000	0-0	.000	0-0	.000	0	0	0	0-0	0	0	0	0	0
12-11	Marquette	-	DNP	-	-	-	-	-	-	-	-	-	-	-	-	-	-	-
12-19	vs. Ohio State	-	DNP	-	-	-	-	-	-	-	-	-	-	-	-	-	-	-
12-31	Utah	-	DNP	-	-	-	-	-	-	-	-	-	-	-	-	-	-	-
01-02	Colorado	-	DNP	-	-	-	-	-	-	-	-	-	-	-	-	-	-	-
01-07	at Arizona State	-	DNP	-	-	-	-	-	-	-	-	-	-	-	-	-	-	-
01-09	at Arizona	-	DNP	-	-	-	-	-	-	-	-	-	-	-	-	-	-	-
01-14	Washington State	1-0	1:55	0-0	.000	0-0	.000	0-2	.000	0	1	1	1-0	0	0	0	0	0
01-16	Washington	-	DNP	-	-	-	-	-	-	-	-	-	-	-	-	-	-	-
01-21	at California	-	DNP	-	-	-	-	-	-	-	-	-	-	-	-	-	-	-
01-23	at Stanford	-	DNP	-	-	-	-	-	-	-	-	-	-	-	-	-	-	-
01-30	Oregon State	-	DNP	-	-	-	-	-	-	-	-	-	-	-	-	-	-	-
02-06	at USC	-	DNP	-	-	-	-	-	-	-	-	-	-	-	-	-	-	-
02-11	at Washington State	-	DNP	-	-	-	-	-	-	-	-	-	-	-	-	-	-	-
02-13	at Washington	-	DNP	-	-	-	-	-	-	-	-	-	-	-	-	-	-	-
02-18	Arizona	-	DNP	-	-	-	-	-	-	-	-	-	-	-	-	-	-	-
02-20	Arizona State	-	DNP	-	-	-	-	-	-	-	-	-	-	-	-	-	-	-

PLAYER PROFILES

DATE	OPP	G-GS	MIN	FG-FGA	PCT	3FG-A	PCT	FT-FTA	PCT	OR	DR	TOT	PF-DQ	A	TO	BS	S	PTS
02-25	at Utah	1-0	0:23	0-1	.000	0-0	.000	0-0	.000	0	0	0	0-0	0	0	0	0	0
02-27	at Colorado	-	DNP	-	-	-	-	-	-	-	-	-	-	-	-	-	-	-
03-03	at Oregon	-	DNP	-	-	-	-	-	-	-	-	-	-	-	-	-	-	-
03-06	USC	-	DNP	-	-	-	-	-	-	-	-	-	-	-	-	-	-	-
03-11	vs. Oregon State	-	DNP	-	-	-	-	-	-	-	-	-	-	-	-	-	-	-
03-18	vs. Michigan State	-	DNP	-	-	-	-	-	-	-	-	-	-	-	-	-	-	-
03-20	vs. BYU	1-0	0:16	0-0	.000	0-0	.000	0-0	.000	0	0	0	0-0	0	0	0	0	0
03-22	vs. Abilene Christian	1-0	0:45	0-0	.000	0-0	.000	0-0	.000	0	0	0	0-0	0	0	0	0	0
03-28	vs. Alabama	-	DNP	-	-	-	-	-	-	-	-	-	-	-	-	-	-	-
03-30	vs. Michigan	-	DNP	-	-	-	-	-	-	-	-	-	-	-	-	-	-	-
04-03	vs. Gonzaga	-	DNP	-	-	-	-	-	-	-	-	-	-	-	-	-	-	-
<b>TOTALS</b>		<b>5-0</b>	<b>4:48</b>	<b>0-1</b>	<b>.000</b>	<b>0-0</b>	<b>.000</b>	<b>0-2</b>	<b>.000</b>	<b>0</b>	<b>1</b>	<b>1</b>	<b>1-0</b>	<b>0</b>	<b>0</b>	<b>0</b>	<b>0</b>	<b>0</b>



**MAC  
ETIENNE**

6-10 / 230  
RS Freshman / Forward  
New York, N.Y.  
Suffield Academy (Connecticut)

**NOTES**

Listed as a redshirt freshman in 2022-23, as he has four years of eligibility remaining ... was a mid-year enrollee in the program during the 2020-21 season.

**2021-22**

Did not play ... sustained a torn anterior cruciate ligament (ACL) in his right knee on Oct. 28, 2021, forcing him to miss the season.

**2020-21**

Played in 13 games, making one start ... averaged 2.6 points and 2.8 rebounds in 11.4 minutes per game ... shot 60 percent from the field (15-for-25) ... made his collegiate debut in UCLA's game at USC (Feb. 6, 2021), totaling eight points, five rebounds and two blocks in a season-high 28 minutes ... scored a season-high nine points and totaled six rebounds in a home victory against Arizona State (Feb. 20) ... earned his first start in the regular-season finale against USC (March 6) ... was a mid-year enrollee at UCLA (began with the program at the start of the 2021 winter quarter) ... due to the COVID-19 pandemic, his first season did not count as one of his four collegiate seasons of eligibility.

**HIGH SCHOOL**

Was a two-year varsity basketball letterwinner at Suffield Academy (Suffield, Conn.), playing for head coach Matthew Fava ... spent the fall of 2020 as a senior at Brewster Academy (Wolfeboro, N.H.) before enrolling mid-year at UCLA ... as a junior in 2019-20, he averaged 15.0 points, 13.0 rebounds and 4.0 blocks per game before being named the 2019-20 Gatorade Boys' Basketball Player of the Year in the state of Connecticut ... excelled as a sophomore and junior at Suffield Academy and also competed for the Nike PSA Cardinals AAU program ... was the top-ranked player in the state of Connecticut during the 2019-20 school year ... was ranked as high as No. 31 in the Class of 2021 top 100 rankings by 247Sports.com ... had also been listed among the top 60 players, nationally, in his high school class by 247Sports.com, Rivals.com and ESPN.com ... was rated as the nation's No. 5 center in his high school class by 247Sports.com

**PERSONAL**

Full name: Micawber Etienne ... prefers the nickname "Mac" ... was born in New Jersey and grew up in New York City (New York) ... enjoys Manhattan, in New York City, specifically the Lower East Side ... is the son of Henry Etienne and Heather Black ... undeclared major.

**MAC ETIENNE'S CAREER HIGHS**

Points: 8 at USC (Feb. 6, 2021)  
Rebounds: 6 vs. Arizona State (Feb. 20, 2021)  
Assists: 2 vs. USC (March 6, 2021)  
Steals: 1 (twice), last at Utah (Feb. 25, 2021)  
Blocks: 2 at USC (Feb. 6, 2021)  
FGM: 4 at USC (Feb. 6, 2021)  
FGA: 5 at USC (Feb. 6, 2021)  
FTM: 3 vs. Arizona State (Feb. 20, 2021)  
FTA: 3 (twice), last vs. Arizona State (Feb. 20, 2021)  
Minutes: 28 at USC (Feb. 6, 2021)

**MAC ETIENNE'S CAREER STATISTICS**

Season	Yr.	G-GS	MIN	MPG	FG-FGA	PCT	3FG-A	PCT	FT-FTA	PCT	OR	DR	TOT	RPG	PF-DQ	A	TO	BS	S	PTS	PPG
2020-21	FR	13-1	148	11.4	15-25	.600	0-0	.000	4-12	.333	12	25	37	2.8	13-0	3	8	2	2	34	2.6
2021-22	-	0-0	-	-	-	.000	-	.000	-	.000	-	-	-	-	-	-	-	-	-	-	-
<b>CAREER</b>		<b>13-1</b>	<b>148</b>	<b>11.4</b>	<b>15-25</b>	<b>.600</b>	<b>0-0</b>	<b>.000</b>	<b>4-12</b>	<b>.333</b>	<b>12</b>	<b>25</b>	<b>37</b>	<b>2.8</b>	<b>13-0</b>	<b>3</b>	<b>8</b>	<b>2</b>	<b>2</b>	<b>34</b>	<b>2.6</b>

**MAC ETIENNE'S 2020-21 GAME-BY-GAME STATISTICS**

DATE	OPP	G-GS	MIN	FG-FGA	PCT	3FG-A	PCT	FT-FTA	PCT	OR	DR	TOT	PF-DQ	A	TO	BS	S	PTS
11-25	at San Diego State	-	-	-	-	-	-	-	-	-	-	-	-	-	-	-	-	-
11-27	vs. Pepperdine	-	-	-	-	-	-	-	-	-	-	-	-	-	-	-	-	-
12-03	Seattle	-	-	-	-	-	-	-	-	-	-	-	-	-	-	-	-	-
12-06	California	-	-	-	-	-	-	-	-	-	-	-	-	-	-	-	-	-
12-09	San Diego	-	-	-	-	-	-	-	-	-	-	-	-	-	-	-	-	-
12-11	Marquette	-	-	-	-	-	-	-	-	-	-	-	-	-	-	-	-	-
12-19	vs. Ohio State	-	-	-	-	-	-	-	-	-	-	-	-	-	-	-	-	-
12-31	Utah	-	DNP	-	-	-	-	-	-	-	-	-	-	-	-	-	-	-
01-02	Colorado	-	DNP	-	-	-	-	-	-	-	-	-	-	-	-	-	-	-
01-07	at Arizona State	-	DNP	-	-	-	-	-	-	-	-	-	-	-	-	-	-	-
01-09	at Arizona	-	DNP	-	-	-	-	-	-	-	-	-	-	-	-	-	-	-
01-14	Washington State	-	DNP	-	-	-	-	-	-	-	-	-	-	-	-	-	-	-
01-16	Washington	-	DNP	-	-	-	-	-	-	-	-	-	-	-	-	-	-	-
01-21	at California	-	DNP	-	-	-	-	-	-	-	-	-	-	-	-	-	-	-
01-23	at Stanford	-	DNP	-	-	-	-	-	-	-	-	-	-	-	-	-	-	-

PLAYER PROFILES

DATE	OPP	G-GS	MIN	FG-FGA	PCT	3FG-A	PCT	FT-FTA	PCT	OR	DR	TOT	PF-DQ	A	TO	BS	S	PTS
01-30	Oregon State	—	DNP	—	—	—	—	—	—	—	—	—	—	—	—	—	—	—
02-06	at USC	1-0	27:52	4-5	.800	0-0	.000	0-2	.000	1	4	5	1-0	0	4	2	1	8
02-11	at Washington State	1-0	14:19	0-1	.000	0-0	.000	0-2	.000	2	3	5	1-0	0	0	0	0	0
02-13	at Washington	1-0	11:30	1-1	1.000	0-0	.000	0-3	.000	0	2	2	0-0	0	0	0	0	2
02-18	Arizona	1-0	9:23	1-1	1.000	0-0	.000	0-0	.000	2	0	2	0-0	0	1	0	0	2
02-20	Arizona State	1-0	13:33	3-3	1.000	0-0	.000	3-3	1.000	2	4	6	0-0	0	1	0	0	9
02-25	at Utah	1-0	10:09	0-3	.000	0-0	.000	0-0	.000	2	2	4	0-0	1	0	0	1	0
02-27	at Colorado	1-0	5:20	0-0	.000	0-0	.000	0-0	.000	0	2	2	2-0	0	0	0	0	0
03-03	at Oregon	1-0	7:37	2-2	1.000	0-0	.000	0-0	.000	0	1	1	1-0	0	1	0	0	4
03-06	USC	1-1	20:19	2-2	1.000	0-0	.000	1-2	.500	0	3	3	3-0	2	1	0	0	5
03-11	vs. Oregon State	1-0	14:55	2-3	.667	0-0	.000	0-0	.000	1	3	4	2-0	0	0	0	0	4
03-18	vs. Michigan State	1-0	6:38	0-3	.000	0-0	.000	0-0	.000	2	0	2	0-0	0	0	0	0	0
03-20	vs. BYU	1-0	4:38	0-1	.000	0-0	.000	0-0	.000	0	1	1	2-0	0	0	0	0	0
03-22	vs. Abilene Christian	—	DNP	—	—	—	—	—	—	—	—	—	—	—	—	—	—	—
03-28	vs. Alabama	—	DNP	—	—	—	—	—	—	—	—	—	—	—	—	—	—	—
03-30	vs. Michigan	1-0	1:43	0-0	.000	0-0	.000	0-0	.000	0	0	0	1-0	0	0	0	0	0
04-03	vs. Gonzaga	—	DNP	—	—	—	—	—	—	—	—	—	—	—	—	—	—	—
<b>TOTALS</b>		<b>13-1</b>	<b>147:56</b>	<b>15-25</b>	<b>.600</b>	<b>0-0</b>	<b>.000</b>	<b>4-12</b>	<b>.333</b>	<b>12</b>	<b>25</b>	<b>37</b>	<b>13-0</b>	<b>3</b>	<b>8</b>	<b>2</b>	<b>2</b>	<b>34</b>



JAIME  
JAQUEZ JR.

6-7 / 225  
Senior / Guard, Forward  
Camarillo, California  
Camarillo HS

CAREER

Has played in 97 games through three seasons (89 starts) ... has averaged 11.8 points, 5.5 rebounds and 1.8 assists in 30.8 minutes per game ... has totaled 1,143 career points and 538 career rebounds ... enters the 2022-23 season ranking No. 49 on UCLA's all-time scoring list (1,143 points) ... has scored in double figures in 60 games ... has recorded at least 10 rebounds in 13 games ... has tallied nine career double-doubles – six as a junior, one as a sophomore and two as a freshman) ... has recorded at least one steal in 73 of 97 games played.

2021-22

Played in 34 games, making 34 starts ... averaged 13.9 points and a team-leading 5.7 rebounds per game ... also averaged 2.3 assists and 1.1 steals per game ... earned first-team All-Pac-12 Conference honors, along with teammates Tyger Campbell and Johnny Juzang ... was honored as one of five players on the Pac-12 All-Defensive Team for the second consecutive season ... was selected a second-team NABC All-District 19 honoree ... was one of five players named as a finalist for the Julius Erving Small Forward of the Year Award ... was named to the Pac-12 All-Tournament Team, having averaged 20.0 points, 8.0 rebounds and 2.3 assists in three games at T-Mobile Arena in Las Vegas ... led the team in rebounding (194 rebounds, 5.7 rpg) and steals (39) ... finished second on the team in assists (79) and third in overall field goal percentage (47.2%) ... scored in double figures in 25 of 34 games played ... recorded at least 20 points in seven contests ... tallied six double-doubles ... totaled at least 10 rebounds in six contests, including a career-high 13 rebounds in an overtime win against Villanova in the team's second game of the season (Nov. 12) ... scored a career-high 30 points and had nine rebounds in a road victory at Washington (Feb. 28) ... ranked No. 9 in the Pac-12 in scoring (13.9), No. 11 in steals (1.15 spg), and No. 15 in rebounding (5.7 rpg) ... scored in double figures in the Bruins' final 11 games, averaging 17.9 points and 6.8 rebounds per contest ... was named the Pac-12 Player of the Week (for the week of Feb. 28-March 6), having averaged 28.5 points, 7.5 rebounds and 2.5 assists in a pair of wins against Washington (Feb. 28) and USC (March 5) ... crossed the 1,000 career point threshold in UCLA's win at Washington (Feb. 28), becoming the 59th player in school history to have scored at least 1,000 point in a Bruins uniform ... did not play in a home game against Oregon State (Jan. 15), due to a left ankle injury ... exited UCLA's wins against Stanford (Jan. 29) and Saint Mary's (March 19) with a right ankle sprain ... played at least 30 minutes in 22 contests.

2020-21

Started all 32 games ... averaged 12.3 points and 6.1 rebounds per game ... also averaged 1.3 assists and 1.2 steals per game ... secured second-team All-Pac-12 Conference honors ... led the team in rebounding (195 rebounds, 6.1 rpg), steals (39), tied for the team lead in blocked shots (22, with Cody Riley) and was second in assists (54) ... ranked No. 9 in the Pac-12 in rebounding (6.1 rpg) ... led the team and ranked third in the Pac-12 in minutes per game (34.9) ... scored in double figures in 21 games ... recorded at least 10 rebounds in three games, including a season-high 11 rebounds against Pepperdine in the Bruins' triple-overtime win at San Diego State (Nov. 27) ... had 16 points, 11 rebounds and five assists in the game against Pepperdine (played a career-high 55 minutes) ... had one double-double as a sophomore (versus Pepperdine) ... scored a career-high 27 points in the Bruins' NCAA Tournament First Four overtime win against Michigan State (March 18) at Purdue's Mackey Arena ... made a career-high 11 shots (on 20 attempts) against Michigan State ... tied the game, 77-77, with 28 seconds to left against Michigan State ... also scored 25 points in the Bruins' home victory against Arizona (Feb. 18) ... connected on 10 of 12 shots and grabbed five rebounds against Arizona ... finished with at least 20 points in two games (versus Michigan State and Arizona) ... in the Bruins' six NCAA Tournament games, averaged 15.0 points, 6.3 rebounds and 3.0 assists per game ... shot 47.8 percent from the field and 45.0 percent from 3-point range (9-for-20) in UCLA's six NCAA Tournament games ... was named to the five-man East Regional All-NCAA Tournament Team (along with Johnny Juzang and Tyger Campbell) ... scored 17 points and had eight rebounds in the team's Sweet 16 overtime win against Alabama (March 28), never once subbing out of the game (played all 45 minutes) ... played at least 30 minutes in 23 games during his sophomore season.

2019-20

Played in all 31 games, making 23 starts ... averaged 8.9 points, 4.8 rebounds and 1.4 assists per game ... named an honorable mention Pac-12 All-Freshman Team selection (five players selected to the All-Freshman Team, and there was one honorable mention) ... shot 45.4 percent from the field ... finished his freshman season as the team's third-leading scorer (8.9 ppg) and third-leading rebounder (4.8 rpg) ... scored in double figures 14 games ... led the team in steals (43), ranked third in assists (42) and was fourth in blocked shots (12) ... was named the Pac-12 Freshman of the Week (the week of Jan. 27-Feb. 2) after averaging 15.5 points and 5.5 rebounds in home victories over Colorado and Utah ... scored a season-high 18 points in two games – versus San Jose State (Dec. 1) and against Utah (Feb. 2) ... registered two double-doubles ... totaled at least 10 rebounds in four games, including a season-high 12 rebounds against Chaminade (Nov. 26) at the Maui Jim Maui Invitational ... registered a season-high five assists at Oregon (Jan. 26) ... shot 76.1 percent from the free throw line (54 for 71), but elevated that percentage in Pac-12 play ... shot a team-leading 84.6 percent at the free throw line in 18 Pac-12 games (44 for 52) ... the 84.6 free throw percentage in conference action ranked No. 8 among Pac-12 players ... ranked fourth on the team in free throw percentage (76.1), as one of six UCLA players to have shot at least 70.0 percent or better at the line ... scored 10 points through UCLA's first six games (in 65 minutes, averaging 10.8 minutes per game) before registering a double-double (17 points, 12 rebounds) in 30 minutes off the bench against Chaminade (Nov. 26) ... after the game versus Chaminade, started in 23 of the team's final 24 games ... averaged 31.8 minutes per game in the Bruins' last 25 contests ... scored a season-high eight field goals in the

**PLAYER PROFILES**

win over Chaminade, going 8-for-11 from the field with 12 rebounds and three steals ... logged his second double-double in a loss to North Carolina (Dec. 21) in Las Vegas, totaling 14 points, 10 rebounds and three steals ... made a career-high eight free throws (going 8-for-8) in a home victory over Utah (Feb. 2) ... hit the game-winning 3-point shot against Arizona State (Feb. 27) in Pauley Pavilion with just 0.6 seconds to play, giving the Bruins a 75-72 lead ... made a key 3-pointer with 58 seconds left in regulation at No. 18 Colorado (Feb. 22), putting the Bruins ahead, 66-60 ... with the game tied, 61-61, he made a pair of free throws with 32 seconds left in UCLA's 66-64 win at Washington in the Pac-12 opener (Jan. 2) ... played at least 30 minutes in 14 games.

**HIGH SCHOOL**

Was a four-year varsity basketball letterwinner at Camarillo High School under head coach Michael Tore Smith ... also was a two-year varsity baseball letterwinner under head coach John Gonzalez (competed as a right-handed pitcher and first baseman) ... as a basketball player, earned first-team All-CIF Southern Section honors all four seasons (Division 1A as a freshman, Division 2AA his final three seasons) ... was nationally ranked as the No. 81 player in his high school class by Rivals.com ... was also ranked No. 82 by 247Sports.com and No. 92 by ESPN.com ... was listed as the No. 8 prospect in California by ESPN.com ... averaged 31.7 points per game, 12.7 rebounds, 3.7 assists and 2.1 steals per game as a senior ... scored a game-high 54 points during his senior season (Jan. 18, 2019) in an 84-52 win over Royal High School in a Coastal Canyon League game (also had 17 rebounds, four assists and three steals) ... finished his four-year career with 2,653 points, which ranked among the top 25 on the all-time state list (according to Cal-Hi Sports state records) ... finished his senior season with 916 points, which is the second-highest point total in Ventura County history behind 1,008 points scored by former UCLA standout Don MacLean (Simi Valley High School in 1988) ... made a career-high 62 3-pointers ... named the CIF Southern Section Division 2AA Player of the Year (Cal-Hi Sports) in 2019 ... was a second-team All-USA California Boys Basketball Team selection in 2019 ... led Camarillo to a 25-4 record during his senior season, helping the team win the Coastal Canyon League title and earn the top seed in the CIF Southern Section Division 2AA playoffs ... as a junior (2017-18), averaged 31.0 points, 12.8 rebounds and 2.8 assists per game ... established his school's single-season scoring record (838 points) before eclipsing that mark as a senior ... registered a season-high 50 points against Plano Prestonwood Christian (Texas) at the Tarkanian Classic in Las Vegas in Dec. 2017 ... had a season-high 25 rebounds in a game against Leuzinger in Dec. 2017 ... was named to the Los Angeles Times All-Area Team following

his junior season and captured all-county honors from the Ventura County Star ... was a third-team All-California State selection by MaxPreps.com following his junior year ... as a sophomore, averaged 24.1 points, 10.9 rebounds and 2.2 assists in 17 games ... missed a portion of his sophomore season rehabilitating from a left ankle injury ... secured 2017 Academic All-Coastal Canyon League honors and was selected as a first-team All-Academic honoree by the Ventura County Basketball Coaches Association (as both a freshman and sophomore) ... was selected as a second-team All-Ventura County honoree as a sophomore ... averaged 15.3 points, 10.0 rebounds and 2.3 assists in 32 games (32 starts) as a freshman in 2015-16 ... helped lead his high school team to a 25-7 record and the CIF Southern Section semifinals as a freshman.

**INTERNATIONAL**

Trained and competed with the Mexican National Team in the summer of 2019, traveling to Lima, Peru, for the Pan American Games ... was announced as a participant with USA Basketball in Aug. 2017 for the 2017 USA Men's Junior National Team October Minicamp ... was a 2017 USA Basketball Men's U16 National Team training camp participant ... also participated in the 2016 USA Basketball Junior National Team October minicamp.

**PERSONAL**

Full name: Jaime Jaquez Jr. ... is the oldest of Jaime and Angela Jaquez's three children ... has one younger sister, Gabriela, and one younger brother, Marcos ... his sister, Gabriela, is a freshman on the UCLA women's basketball team in 2022-23 ... both his parents played basketball at Concordia University Irvine ... history major.

**JAIME JAQUEZ JR.'S CAREER HIGHS**

Points: 30 at Washington (Feb. 28, 2022)  
 Rebounds: 13 vs. Villanova (Nov. 12, 2021)  
 Assists: 6 vs. Akron (March 17, 2022)  
 Steals: 4 (five times), last vs. California (Jan. 27, 2022)  
 Blocks: 4 vs. San Diego (Dec. 9, 2020)  
 FGM: 11 (twice), last at Washington (Feb. 28, 2022)  
 FGA: 22 vs. Gonzaga (Nov. 23, 2021)  
 3P-FGM: 3 (five times), last at Marquette (Dec. 11, 2021)  
 3P-FGA: 7 (twice), last at Stanford (Jan. 23, 2021)  
 FTM: 10 at Arizona State (Feb. 5, 2022)  
 FTA: 13 at Arizona State (Feb. 5, 2022)  
 Minutes: 55 vs. Pepperdine (Nov. 27, 2020)

**JAIME JAQUEZ JR.'S CAREER STATISTICS**

Season	Yr.	G-GS	MIN	MPG	FG-FGA	PCT	3FG-A	PCT	FT-FTA	PCT	OR	DR	TOT	RPG	PF-DQ	A	TO	BS	S	PTS	PPG
2019-20	FR	31-23	828	26.7	98-216	.454	25-80	.313	54-71	.761	49	100	149	4.8	76-1	42	46	12	43	275	8.9
2020-21	SO	32-32	1118	34.9	142-292	.486	37-94	.394	74-113	.655	62	133	195	6.1	73-2	54	40	22	39	395	12.3
2021-22	JR	34-34	1037	30.5	175-371	.472	21-76	.276	102-134	.761	59	135	194	5.7	53-1	79	47	11	39	473	13.9
<b>CAREER</b>		<b>97-89</b>	<b>2986</b>	<b>30.8</b>	<b>415-879</b>	<b>.472</b>	<b>83-250</b>	<b>.332</b>	<b>230-318</b>	<b>.723</b>	<b>170</b>	<b>368</b>	<b>538</b>	<b>5.5</b>	<b>202-4</b>	<b>175</b>	<b>133</b>	<b>45</b>	<b>121</b>	<b>1143</b>	<b>11.8</b>

**JAIME JAQUEZ JR.'S 2021-22 GAME-BY-GAME STATISTICS**

DATE	OPP	G-GS	MIN	FG-FGA	PCT	3FG-A	PCT	FT-FTA	PCT	OR	DR	TOT	PF-DQ	A	TO	BS	S	PTS
11-09	CSU Bakersfield	1-1	24:47	6-11	.545	2-3	.667	0-0	.000	1	3	4	0-0	3	1	2	1	14
11-12	Villanova	1-1	36:28	7-14	.500	2-4	.500	5-7	.714	6	7	13	4-0	3	5	0	1	21
11-15	Long Beach State	1-1	32:50	8-13	.615	0-2	.000	1-1	1.000	1	4	5	1-0	2	1	0	1	17
11-17	North Florida	1-1	23:03	9-14	.643	1-1	1.000	1-2	.500	5	3	8	1-0	0	2	0	2	20
11-22	vs. Bellarmine	1-1	33:35	3-11	.273	0-2	.000	0-2	.000	2	6	8	0-0	5	0	1	4	6
11-23	vs. Gonzaga	1-1	35:48	7-22	.318	1-4	.250	4-5	.800	1	5	6	4-0	2	1	0	1	19
11-27	at UNLV	1-1	31:49	3-7	.429	0-1	.000	6-7	.857	0	3	3	1-0	5	2	0	0	12
12-01	Colorado	1-1	7:14	0-0	.000	0-0	.000	0-0	.000	0	0	0	0-0	0	0	0	0	0
12-11	at Marquette	1-1	34:53	7-16	.438	3-5	.600	7-12	.583	4	8	12	3-0	2	2	1	1	24
01-06	Long Beach State	1-1	15:13	3-5	.600	0-1	.000	2-2	1.000	0	3	3	0-0	0	1	0	0	8
01-08	at California	1-1	31:46	6-9	.667	0-2	.000	2-2	1.000	1	0	1	0-0	0	2	0	1	14
01-13	Oregon	1-1	32:43	2-6	.333	0-1	.000	0-2	.000	1	4	5	3-0	1	4	0	1	4
01-15	Oregon State	-	DNP	-	-	-	-	-	-	-	-	-	-	-	-	-	-	-
01-20	at Utah	1-1	35:06	3-9	.333	0-3	.000	2-2	1.000	0	6	6	4-0	3	0	1	1	8
01-22	at Colorado	1-1	33:53	4-10	.400	2-4	.500	4-5	.800	4	1	5	2-0	4	0	0	1	14
01-25	Arizona	1-1	34:45	4-8	.500	1-3	.333	1-2	.500	0	5	5	1-0	2	2	3	2	10
01-27	California	1-1	28:42	7-12	.583	0-2	.000	1-2	.500	0	5	5	0-0	2	1	0	4	15
01-29	Stanford	1-1	6:56	1-2	.500	0-1	.000	1-1	1.000	0	1	1	1-0	1	0	0	0	3
02-03	at Arizona	1-1	35:03	6-12	.500	0-1	.000	1-1	1.000	3	3	6	3-0	5	1	0	2	13
02-05	at Arizona State	1-1	50:03	8-17	.471	1-3	.333	10-13	.769	3	8	11	2-0	3	1	0	1	27
02-08	at Stanford	1-1	32:26	7-15	.467	0-3	.000	0-0	.000	1	3	4	1-0	2	2	0	1	14
02-12	at USC	1-1	31:59	2-11	.182	0-2	.000	1-3	.333	2	2	4	1-0	1	0	0	1	5
02-17	Washington State	1-1	24:18	2-3	.667	0-0	.000	0-0	.000	1	2	3	3-0	3	0	0	0	4
02-19	Washington	1-1	17:06	2-5	.400	0-1	.000	0-0	.000	1	0	1	1-0	3	0	0	0	4

**PLAYER PROFILES**

DATE	OPP	G-GS	MIN	FG-FGA	PCT	3FG-A	PCT	FT-FTA	PCT	OR	DR	TOT	PF-DQ	A	TO	BS	S	PTS
02-21	Arizona State	1-1	32:49	3-6	.500	2-3	.667	5-5	1.000	4	6	10	1-0	2	5	0	1	13
02-24	at Oregon	1-1	26:28	4-9	.444	0-2	.000	2-2	1.000	4	1	5	5-1	0	1	0	3	10
02-26	at Oregon State	1-1	27:17	5-11	.455	2-2	1.000	5-5	1.000	1	3	4	1-0	3	1	0	0	17
02-28	at Washington	1-1	35:32	11-17	.647	1-2	.500	7-10	.700	4	5	9	2-0	1	2	0	1	30
03-05	USC	1-1	34:27	10-16	.625	0-2	.000	7-8	.875	1	5	6	2-0	4	0	0	0	27
03-10	vs. Washington State	1-1	33:16	9-15	.600	2-3	.667	3-3	1.000	3	8	11	1-0	4	2	0	0	23
03-11	vs. USC	1-1	35:41	6-9	.667	0-1	.000	7-8	.875	0	5	5	0-0	2	1	1	1	19
03-12	vs. Arizona	1-1	36:10	6-17	.353	0-5	.000	6-7	.857	2	8	10	2-0	1	3	1	2	18
03-17	vs. Akron	1-1	36:53	3-10	.300	1-4	.250	8-9	.889	3	6	9	1-0	6	1	1	2	15
03-19	vs. Saint Mary's	1-1	29:48	6-11	.545	0-0	.000	3-4	.750	0	1	1	2-0	2	3	0	0	15
03-25	vs. North Carolina	1-1	38:15	5-18	.278	0-3	.000	0-2	.000	0	5	5	0-0	2	0	0	1	10
<b>TOTALS</b>		<b>34-34</b>	<b>1037:02</b>	<b>175-371</b>	<b>.472</b>	<b>21-76</b>	<b>.276</b>	<b>102-134</b>	<b>.761</b>	<b>59</b>	<b>135</b>	<b>194</b>	<b>53-1</b>	<b>79</b>	<b>47</b>	<b>11</b>	<b>39</b>	<b>473</b>

**JAIME JAQUEZ JR.'S 2020-21 GAME-BY-GAME STATISTICS**

DATE	OPP	G-GS	MIN	FG-FGA	PCT	3FG-A	PCT	FT-FTA	PCT	OR	DR	TOT	PF-DQ	A	TO	BS	S	PTS
11-25	at San Diego State	1-1	36:16	6-10	.600	3-5	.600	2-3	.667	2	4	6	3-0	0	4	0	0	17
11-27	vs. Pepperdine	1-1	55:00	5-13	.385	1-7	.143	5-11	.455	3	8	11	4-0	5	1	1	1	16
12-03	Seattle	1-1	27:59	3-3	1.000	1-1	1.000	2-3	.667	0	3	3	1-0	2	0	0	1	9
12-06	California	1-1	31:58	5-9	.556	2-4	.500	0-3	.000	0	6	6	0-0	2	3	0	1	12
12-09	San Diego	1-1	29:02	6-9	.667	3-4	.750	2-2	1.000	1	3	4	3-0	1	2	4	1	17
12-11	Marquette	1-1	28:13	7-12	.583	1-3	.333	3-3	1.000	2	4	6	4-0	1	0	0	1	18
12-19	vs. Ohio State	1-1	32:07	2-9	.222	1-2	.500	2-2	1.000	3	3	6	3-0	2	1	0	1	7
12-31	Utah	1-1	33:51	3-9	.333	2-3	.667	2-4	.500	3	2	5	2-0	1	0	0	1	10
01-02	Colorado	1-1	37:58	6-12	.500	1-3	.333	1-1	1.000	1	4	5	2-0	0	1	1	1	14
01-07	at Arizona State	1-1	43:18	3-8	.375	2-5	.400	0-1	.000	1	4	5	2-0	0	2	1	0	8
01-09	at Arizona	1-1	29:45	4-9	.444	1-2	.500	4-5	.800	2	7	9	1-0	1	2	0	1	13
01-14	Washington State	1-1	23:36	4-7	.571	1-3	.333	7-7	1.000	0	4	4	0-0	2	1	0	2	16
01-16	Washington	1-1	36:32	7-14	.500	0-0	.000	1-2	.500	1	4	5	2-0	2	0	0	2	15
01-21	at California	1-1	38:13	3-8	.375	0-1	.000	1-2	.500	4	3	7	2-0	0	0	0	3	7
01-23	at Stanford	1-1	38:09	5-13	.385	2-7	.286	2-2	1.000	2	2	4	2-0	1	4	2	1	14
01-30	Oregon State	1-1	32:15	1-5	.200	0-2	.000	7-9	.778	5	3	8	1-0	0	1	1	2	9
02-06	at USC	1-1	28:54	3-8	.375	0-2	.000	1-1	1.000	4	2	6	1-0	1	1	0	1	7
02-11	at Washington State	1-1	22:08	3-6	.500	0-1	.000	1-1	1.000	2	3	5	5-1	0	0	1	2	7
02-13	at Washington	1-1	32:22	1-1	1.000	1-1	1.000	0-3	.000	1	9	10	2-0	4	2	1	1	3
02-18	Arizona	1-1	36:58	10-12	.833	1-3	.333	4-7	.571	1	4	5	3-0	1	3	0	3	25
02-20	Arizona State	1-1	39:14	3-7	.429	0-1	.000	3-4	.750	3	7	10	4-0	4	0	1	1	9
02-25	at Utah	1-1	29:51	5-10	.500	1-2	.500	0-0	.000	0	3	3	2-0	2	1	2	0	11
02-27	at Colorado	1-1	34:26	1-6	.167	0-2	.000	1-3	.333	2	6	8	2-0	2	0	0	1	3
03-03	at Oregon	1-1	28:14	6-8	.750	2-4	.500	1-1	1.000	2	2	4	2-0	1	3	1	1	15
03-06	USC	1-1	38:23	5-10	.500	2-4	.500	0-1	.000	1	4	5	3-0	1	0	1	0	12
03-11	vs. Oregon State	1-1	34:02	2-5	.400	0-2	.000	7-8	.875	4	3	7	5-1	0	2	0	1	11
03-18	vs. Michigan State	1-1	45:00	11-20	.550	3-4	.750	2-4	.500	2	2	4	1-0	2	0	1	0	27
03-20	vs. BYU	1-1	37:28	5-7	.714	2-2	1.000	1-5	.200	1	7	8	2-0	3	0	0	2	13
03-22	vs. Abilene Christian	1-1	33:16	4-11	.364	0-2	.000	2-2	1.000	3	4	7	3-0	2	0	2	0	10
03-28	vs. Alabama	1-1	45:00	6-13	.462	2-6	.333	3-4	.750	2	6	8	2-0	3	1	1	3	17
03-30	vs. Michigan	1-1	38:08	1-6	.167	0-1	.000	2-2	1.000	2	4	6	2-0	4	2	1	3	4
04-03	vs. Gonzaga	1-1	40:06	6-12	.500	2-5	.400	5-7	.714	2	3	5	2-0	4	3	0	1	19
<b>TOTALS</b>		<b>32-32</b>	<b>1117:41</b>	<b>142-292</b>	<b>.486</b>	<b>37-94</b>	<b>.394</b>	<b>74-113</b>	<b>.655</b>	<b>62</b>	<b>133</b>	<b>195</b>	<b>73-2</b>	<b>54</b>	<b>40</b>	<b>22</b>	<b>39</b>	<b>395</b>

**JAIME JAQUEZ JR.'S 2019-20 GAME-BY-GAME STATISTICS**

DATE	OPP	G-GS	MIN	FG-FGA	PCT	3FG-A	PCT	FT-FTA	PCT	OR	DR	TOT	PF-DQ	A	TO	BS	S	PTS
11-06	Long Beach State	1-0	6	0-1	.000	0-1	.000	0-0	.000	0	0	0	1-0	0	0	0	0	0
11-10	UC Santa Barbara	1-0	12	0-1	.000	0-1	.000	0-1	.000	0	0	0	2-0	0	0	0	1	0
11-15	UNLV	1-0	19	3-5	.600	2-3	.667	0-0	.000	1	3	4	1-0	0	0	1	0	8
11-18	Southern Utah	1-0	16	1-3	.333	0-1	.000	0-0	.000	0	4	4	2-0	1	4	0	2	2
11-21	Hofstra	1-0	2	0-0	.000	0-0	.000	0-0	.000	0	0	0	0-0	0	0	0	0	0
11-25	vs. BYU	1-0	10	0-1	.000	0-0	.000	0-0	.000	0	0	0	2-0	0	0	0	2	0
11-26	vs. Chaminade	1-0	30	8-11	.727	0-1	.000	1-2	.500	4	8	12	2-0	2	2	1	3	17
11-27	vs. Michigan State	1-1	35	3-5	.600	0-1	.000	1-2	.500	4	4	8	1-0	0	1	0	0	7
12-01	San Jose State	1-1	21	7-10	.700	1-4	.250	3-3	1.000	1	2	3	3-0	4	0	0	3	18
12-08	Denver	1-1	35	7-12	.583	2-6	.333	0-1	.000	2	4	6	2-0	4	0	0	2	16
12-14	at Notre Dame	1-1	25	3-8	.375	1-3	.333	2-3	.667	4	4	8	5-1	1	2	1	1	9
12-21	vs. North Carolina	1-1	33	5-14	.357	1-5	.200	3-6	.500	4	6	10	4-0	2	5	0	3	14
12-28	Cal State Fullerton	1-1	28	5-12	.417	1-3	.333	0-1	.000	1	2	3	3-0	2	1	0	0	11
01-02	at Washington	1-1	37	2-7	.286	0-2	.000	2-2	1.000	6	5	11	4-0	3	1	0	3	6
01-04	at Washington State	1-1	25	1-6	.167	0-2	.000	3-3	1.000	1	2	3	3-0	1	3	1	0	5
01-11	USC	1-1	19	3-6	.500	1-3	.333	0-0	.000	1	0	1	2-0	0	0	0	1	7
01-15	Stanford	1-1	27	6-8	.750	1-1	1.000	2-3	.667	0	3	3	4-0	2	2	0	1	15
01-19	California	1-1	39	4-10	.400	0-2	.000	3-4	.750	2	3	5	3-0	0	1	0	1	11

PLAYER PROFILES

DATE	OPP	G-GS	MIN	FG-FGA	PCT	3FG-A	PCT	FT-FTA	PCT	OR	DR	TOT	PF-DQ	A	TO	BS	S	PTS
01-23	at Oregon State	1-1	35	6-12	.500	2-4	.500	0-0	.000	0	2	2	4-0	0	3	0	4	14
01-26	at Oregon	1-1	30	3-5	.600	1-2	.500	3-3	1.000	1	2	3	4-0	5	4	0	0	10
01-30	Colorado	1-1	26	3-7	.429	0-0	.000	7-8	.875	2	5	7	4-0	1	2	0	1	13
02-02	Utah	1-1	35	4-7	.571	2-2	1.000	8-8	1.000	1	3	4	0-0	3	0	1	4	18
02-06	at Arizona State	1-1	26	2-7	.286	1-4	.250	0-0	.000	0	7	7	3-0	1	1	0	1	5
02-08	at Arizona	1-1	23	1-3	.333	0-2	.000	2-2	1.000	1	2	3	4-0	1	0	0	1	4
02-13	Washington State	1-1	38	4-8	.500	3-6	.500	2-2	1.000	1	4	5	3-0	4	3	2	2	13
02-15	Washington	1-1	27	1-6	.167	0-3	.000	3-4	.750	2	0	2	1-0	2	1	1	0	5
02-20	at Utah	1-1	27	3-3	1.000	1-1	1.000	2-2	1.000	1	6	7	2-0	2	3	0	1	9
02-22	at Colorado	1-1	38	4-14	.286	1-6	.167	0-1	.000	3	7	10	2-0	0	0	1	1	9
02-27	Arizona State	1-1	39	4-6	.667	2-3	.667	3-4	.750	2	3	5	1-0	0	4	1	4	13
02-29	Arizona	1-0	33	4-10	.400	1-3	.333	2-4	.500	3	4	7	1-0	1	1	2	1	11
03-07	at USC	1-1	32	1-8	.125	1-5	.200	2-2	1.000	1	5	6	3-0	0	2	0	0	5
<b>TOTALS</b>		<b>31-23</b>	<b>828</b>	<b>98-216</b>	<b>.454</b>	<b>25-80</b>	<b>.313</b>	<b>54-71</b>	<b>.761</b>	<b>49</b>	<b>100</b>	<b>149</b>	<b>76-1</b>	<b>42</b>	<b>46</b>	<b>12</b>	<b>43</b>	<b>275</b>



EVAN  
**MANJIKIAN**

6-8 / 230  
Freshman / Forward  
Glendale, California  
Sierra Canyon HS

21

**HIGH SCHOOL**

Was a two-year varsity letterwinner at Sierra Canyon School (Chatsworth, Calif.) for head coach Andre Chevalier ... spent his first two years of high school at Crescenta Valley High School ... played on the varsity team at Crescenta Valley for head coach Shawn Zargarian as a sophomore (moved from the JV to the varsity team midway through his freshman season) ... as a senior at Sierra Canyon in 2021-22, averaged 3.2 points and 3.4 rebounds per game, playing in 26 contests ... shot 52 percent from the field and averaged 9.0 minutes per game ... Sierra Canyon went 26-5 overall in 2021-22, losing to Centennial High School (Corona, Calif.) in the CIF State Open Division regional title game (March 8, 2022) ... Sierra Canyon won the Gold Coast League in 2021-22, concluding the season ranked No. 18, nationally, in the ESPN High School Boys' Basketball Top 25 Poll ... as a junior at Sierra Canyon in 2020-21, averaged 3.9 points and 3.5 rebounds in 18 games and shot 58 percent from the field ... averaged 12.0 minutes per game during his junior season ... helped the Trailblazers record a 16-2 overall record ... Sierra Canyon went 6-0 in the Gold Coast League in 2020-21 ... Sierra Canyon's season concluded in the semifinals of the CIF Southern Section Open Division postseason tournament ... as a sophomore at Crescenta Valley High School in 2019-20, helped the Falcons compile a 25-3 overall record and a 13-1 mark in Pacific League play ... Crescenta Valley won the Pacific League title in 2019-20.

**PERSONAL**

Full name: Evan Christopher Manjikian ... born in Glendale, Calif. ... mother is Matilda Kiaman ... father is Carlo Manjikian ... older cousin, Sooren Derboghosian, competed on the UCLA men's basketball team for two seasons (2012-13, 2013-14) ... intends to major in biology.



WILL  
**McCLENDON**

6-3 / 210  
RS Freshman / Guard  
Las Vegas, Nevada  
Bishop Gorman HS

4

**2021-22**

Did not play ... sustained a torn anterior cruciate ligament (ACL) in his right knee on Sept. 17, 2021, forcing him to miss the season.

**HIGH SCHOOL**

Was a four-year varsity basketball letterwinner at Bishop Gorman High School (Las Vegas), playing for head coach Grant Rice ... was ranked as the No. 41 prospect in the country, in his high school class, by Rivals.com ... also had been rated the No. 55 player by 247Sports.com and No. 65, by ESPN.com ... was ranked the No. 3 prospect in the state of Nevada, in his high school class, by 247Sports.com ... was unable to play for Bishop Gorman during his senior year (2020-21), as the Nevada Interscholastic Activities Association (NIAA) canceled the high school season due to the COVID-19 pandemic ... Bishop Gorman had been ranked No. 6, nationally, in the Preseason MaxPreps Top 25 rankings (Nov. 2020), prior to the Nevada high school season being canceled ... as a junior at Bishop Gorman (2019-20), secured first-team All-Southern Nevada acclaim, averaging 16.0 points, 5.0 rebounds, 4.0 assists and 3.0 steals per game ... also was named a MaxPreps Junior All-American in 2019-20 ... led his high school program to its ninth consecutive championship in the 2020 Nevada Class 4A state title game at Lawlor Events Center (Reno, Nev.) ... scored a team-leading 14 points in the championship victory, a 65-37 victory over Desert Pines ... led the 2019-20 Bishop Gorman squad to a 29-3 record ... as a sophomore in 2018-19, helped lead Bishop Gorman to its eighth consecutive Nevada Class 4A state championship ... Bishop Gorman finished the 2018-19 campaign with a 28-5 record and defeated Clark High School, 68-60, in the state title game ... Bishop Gorman was one of eight high school programs invited to compete in the GEICO Nationals, losing to La Lumiere School (Indiana), 74-69, in double overtime ... scored a team-high 22 points in the double overtime loss to La Lumiere ... as a sophomore, helped his high school program to signature wins against Rancho Christian (Calif.) and Gonzaga Prep (the Washington Class 4A Champions).

**PERSONAL**

Full name: William Anthony McClendon ... born in Sacramento, Calif. ... is the younger of Sean McClendon and Angela Slaughter's two sons ... has one older brother, Marcus ... undeclared major.



# KENNETH NWUBA

6-10 / 255  
RS Senior / Forward, Center  
Lagos, Nigeria  
Huntington Prep (West Virginia)

## CAREER

Has played in 55 career games through three seasons ... has averaged 0.6 points and 0.8 rebounds in 5.2 minutes per game ... has also totaled 11 blocks and three steals.

## 2021-22

Played in 20 games ... averaged 1.2 points and 0.9 rebounds in 6.5 minutes per game ... made 10 of 15 shots attempts (66.7%) ... scored a career-high five points in a non-conference win against North Florida (Nov. 17) ... totaled a season-high four rebounds in a non-conference victory at UNLV (Nov. 27) ... had a pair of blocked shots in the team's season-opening win against CSU Bakersfield (Nov. 9).

## 2020-21

Played in 18 games (one start) ... averaged 0.1 points and 0.9 rebounds in 6.0 minutes per game ... totaled a career-high five rebounds in a career-best 20 minutes in UCLA's 51-49 win over Michigan in the NCAA Tournament's Elite Eight (March 30) ... had three rebounds and one block in 15 minutes during the team's 73-62 win against BYU in the NCAA Tournament's first round (March 20) ... earned his first career start in the team's contest at USC (Feb. 6).

## 2019-20

Did not play ... redshirt year.

## 2018-19

Played in 17 games ... averaged 0.4 points and 0.6 rebounds in 2.9 minutes per game ... scored a season-high four points and grabbed a season-high three rebounds against Michigan State (Nov. 22) ... scored two points and had two rebounds at Oregon State (Jan. 13).

## HIGH SCHOOL

Was a three-year varsity basketball letterwinner ... spent his senior year of high school at Huntington Prep (Huntington, W. Va.) under head coach Arkell Bruce ... played the previous two seasons at Oak Hill Academy (Mouth of Wilson, Va.) ... as a senior at Huntington Prep, averaged 11.7 points, 8.0 rebounds, 3.0 blocks and 2.7 assists per game ... was a central player on a Huntington Prep squad that debuted as the nation's No. 8-ranked team ... as a junior at Oak Hill Academy, averaged 7.0 points, 8.0 rebounds and nearly four blocks per game ... enrolled as a freshman at Arlington Country Day School (Jacksonville, Fla.).

## PERSONAL

Full name: Kenneth Beluchukwu Nwuba (last name is pronounced NEW-buh) ... born in Awka, Nigeria ... is the second of Ken and Joy Hellen Nwuba's four sons ... has three brothers – Chisom, Onyeka and Chidi ... moved from Nigeria to the United States at age 15, prior to his freshman year of high school ... African-American studies major.

## KENNETH NWUBA'S CAREER HIGHS

Points: 5 vs. North Florida (Nov. 17, 2021)  
Rebounds: 5 vs. Michigan (March 30, 2021)  
Assists: 2 vs. Purdue Fort Wayne (Nov. 6, 2018)  
Steals: 1 (three times), last vs. Long Beach State (Nov. 15, 2021)  
Blocks: 2 vs. CSU Bakersfield (Nov. 9, 2021)  
FGM: 2 (twice), last vs. North Florida (Nov. 17, 2021)  
FGA: 2 (five times), last vs. Colorado (Dec. 1, 2021)  
3P-FGM: –  
3P-FGA: –  
FTM: 2 (twice), last at Oregon State (Feb. 26, 2022)  
FTA: 2 (five times), last at Oregon State (Feb. 26, 2022)  
Minutes: 20 vs. Michigan (March 30, 2021)

## KENNETH NWUBA'S CAREER STATISTICS

Season	Yr.	G-GS	MIN	MPG	FG-FGA	PCT	3FG-A	PCT	FT-FTA	PCT	OR	DR	TOT	RPG	PF-DQ	A	TO	BS	S	PTS	PPG
2018-19	FR	17-0	51	3.0	2-7	.286	0-0	.000	3-7	.429	5	6	11	0.6	15-0	2	5	1	1	7	0.4
2019-20	–	0-0	–	–	–	.000	–	.000	–	.000	–	–	–	–	–	–	–	–	–	–	–
2020-21	SO	18-1	107	6.0	1-7	.143	0-0	.000	0-1	.000	8	9	17	0.9	23-0	0	5	4	1	2	0.1
2021-22	JR	20-0	130	6.5	10-15	.667	0-0	.000	4-8	.500	7	11	18	0.9	24-0	4	7	6	1	24	1.2
<b>CAREER</b>		<b>55-1</b>	<b>288</b>	<b>5.2</b>	<b>13-29</b>	<b>.448</b>	<b>0-0</b>	<b>.000</b>	<b>7-16</b>	<b>.438</b>	<b>20</b>	<b>26</b>	<b>46</b>	<b>0.8</b>	<b>62-0</b>	<b>6</b>	<b>17</b>	<b>11</b>	<b>3</b>	<b>33</b>	<b>0.6</b>

## KENNETH NWUBA'S 2021-22 GAME-BY-GAME STATISTICS

DATE	OPP	G-GS	MIN	FG-FGA	PCT	3FG-A	PCT	FT-FTA	PCT	OR	DR	TOT	PF-DQ	A	TO	BS	S	PTS
11-09	CSU Bakersfield	1-0	17:43	2-2	1.000	0-0	.000	0-0	.000	0	2	2	2-0	0	0	2	0	4
11-12	Villanova	1-0	6:31	0-0	.000	0-0	.000	0-0	.000	0	0	0	1-0	0	0	0	0	0
11-15	Long Beach State	1-0	5:03	0-0	.000	0-0	.000	0-0	.000	0	1	1	0-0	0	0	0	0	0
11-17	North Florida	1-0	17:26	2-2	1.000	0-0	.000	1-2	.500	1	1	2	3-0	0	1	1	1	5
11-22	vs. Bellarmine	1-0	7:03	1-1	1.000	0-0	.000	0-0	.000	0	1	1	1-0	0	1	0	0	2
11-23	vs. Gonzaga	1-0	6:35	0-2	.000	0-0	.000	0-0	.000	3	0	3	2-0	0	1	1	0	0
11-27	at UNLV	1-0	8:45	1-2	.500	0-0	.000	0-0	.000	0	4	4	4-0	1	1	0	0	2
12-01	Colorado	1-0	10:55	1-2	.500	0-0	.000	0-0	.000	1	0	1	3-0	1	2	0	0	2
12-11	at Marquette	1-0	3:52	0-0	.000	0-0	.000	0-0	.000	0	0	0	0-0	1	0	0	0	0
01-06	Long Beach State	1-0	1:51	1-1	1.000	0-0	.000	0-0	.000	0	0	0	0-0	0	0	1	0	2
01-08	at California	–	DNP	–	–	–	–	–	–	–	–	–	–	–	–	–	–	–
01-13	Oregon	–	DNP	–	–	–	–	–	–	–	–	–	–	–	–	–	–	–
01-15	Oregon State	1-0	1:53	0-0	.000	0-0	.000	0-0	.000	0	0	0	1-0	0	0	0	0	0
01-20	at Utah	1-0	5:38	0-1	.000	0-0	.000	0-1	.000	0	1	1	0-0	0	0	0	0	0
01-22	at Colorado	–	DNP	–	–	–	–	–	–	–	–	–	–	–	–	–	–	–
01-25	Arizona	–	DNP	–	–	–	–	–	–	–	–	–	–	–	–	–	–	–
01-27	California	1-0	4:39	0-0	.000	0-0	.000	0-0	.000	0	0	0	0-0	0	0	0	0	0
01-29	Stanford	1-0	2:47	0-0	.000	0-0	.000	0-0	.000	0	0	0	0-0	0	0	0	0	0
02-03	at Arizona	–	DNP	–	–	–	–	–	–	–	–	–	–	–	–	–	–	–
02-05	at Arizona State	–	DNP	–	–	–	–	–	–	–	–	–	–	–	–	–	–	–
02-08	at Colorado	–	DNP	–	–	–	–	–	–	–	–	–	–	–	–	–	–	–
02-12	at USC	–	DNP	–	–	–	–	–	–	–	–	–	–	–	–	–	–	–
02-17	Washington State	1-0	2:56	0-0	.000	0-0	.000	0-1	.000	0	0	0	1-0	0	0	0	0	0
02-19	Washington	1-0	10:50	0-0	.000	0-0	.000	0-0	.000	0	1	1	4-0	0	1	0	0	0

**PLAYER PROFILES**

DATE	OPP	G-GS	MIN	FG-FGA	PCT	3FG-A	PCT	FT-FTA	PCT	OR	DR	TOT	PF-DQ	A	TO	BS	S	PTS
02-21	Arizona State	-	DNP	-	-	-	-	-	-	-	-	-	-	-	-	-	-	-
02-24	at Oregon	-	DNP	-	-	-	-	-	-	-	-	-	-	-	-	-	-	-
02-26	at Oregon State	1-0	7:07	1-1	1.000	0-0	.000	2-2	1.000	2	0	2	0-0	1	0	1	0	4
02-28	at Washington	1-0	1:27	1-1	1.000	0-0	.000	0-0	.000	0	0	0	0-0	0	0	0	0	2
03-05	USC	-	DNP	-	-	-	-	-	-	-	-	-	-	-	-	-	-	-
03-10	vs. Washington State	1-0	1:02	0-0	.000	0-0	.000	0-0	.000	0	0	0	0-0	0	0	0	0	0
03-11	vs. USC	-	DNP	-	-	-	-	-	-	-	-	-	-	-	-	-	-	-
03-12	vs. Arizona	1-0	5:41	0-0	.000	0-0	.000	1-2	.500	0	0	0	2-0	0	0	0	0	1
03-17	vs. Akron	-	DNP	-	-	-	-	-	-	-	-	-	-	-	-	-	-	-
03-19	vs. Saint Mary's	-	DNP	-	-	-	-	-	-	-	-	-	-	-	-	-	-	-
03-25	vs. North Carolina	-	DNP	-	-	-	-	-	-	-	-	-	-	-	-	-	-	-
<b>TOTALS</b>		<b>20-0</b>	<b>129:44</b>	<b>10-15</b>	<b>.667</b>	<b>0-0</b>	<b>.000</b>	<b>4-8</b>	<b>.500</b>	<b>7</b>	<b>11</b>	<b>18</b>	<b>24-0</b>	<b>4</b>	<b>7</b>	<b>6</b>	<b>1</b>	<b>24</b>

**KENNETH NWUBA'S 2020-21 GAME-BY-GAME STATISTICS**

DATE	OPP	G-GS	MIN	FG-FGA	PCT	3FG-A	PCT	FT-FTA	PCT	OR	DR	TOT	PF-DQ	A	TO	BS	S	PTS
11-25	at San Diego State	1-0	5:48	0-0	.000	0-0	.000	0-0	.000	0	1	1	1-0	0	1	1	0	0
11-27	vs. Pepperdine	-	DNP	-	-	-	-	-	-	-	-	-	-	-	-	-	-	-
12-03	Seattle	1-0	2:13	0-1	.000	0-0	.000	0-0	.000	1	0	1	1-0	0	0	0	0	0
12-06	California	-	DNP	-	-	-	-	-	-	-	-	-	-	-	-	-	-	-
12-09	San Diego	1-0	1:29	0-0	.000	0-0	.000	0-0	.000	0	1	1	0-0	0	0	0	0	0
12-11	Marquette	-	DNP	-	-	-	-	-	-	-	-	-	-	-	-	-	-	-
12-19	vs. Ohio State	-	DNP	-	-	-	-	-	-	-	-	-	-	-	-	-	-	-
12-31	Utah	-	DNP	-	-	-	-	-	-	-	-	-	-	-	-	-	-	-
01-02	Colorado	-	DNP	-	-	-	-	-	-	-	-	-	-	-	-	-	-	-
01-07	at Arizona State	-	DNP	-	-	-	-	-	-	-	-	-	-	-	-	-	-	-
01-09	at Arizona	1-0	9:23	0-1	.000	0-0	.000	0-0	.000	0	1	1	4-0	0	0	0	0	0
01-14	Washington State	1-0	3:37	0-1	.000	0-0	.000	0-0	.000	0	0	0	1-0	0	0	1	0	0
01-16	Washington	-	DNP	-	-	-	-	-	-	-	-	-	-	-	-	-	-	-
01-21	at California	-	DNP	-	-	-	-	-	-	-	-	-	-	-	-	-	-	-
01-23	at Stanford	-	DNP	-	-	-	-	-	-	-	-	-	-	-	-	-	-	-
01-30	Oregon State	-	DNP	-	-	-	-	-	-	-	-	-	-	-	-	-	-	-
02-06	at USC	1-1	12:08	0-1	.000	0-0	.000	0-0	.000	1	0	1	0-0	0	0	1	0	0
02-11	at Washington State	1-0	2:32	0-0	.000	0-0	.000	0-0	.000	0	0	0	1-0	0	0	0	0	0
02-13	at Washington	-	DNP	-	-	-	-	-	-	-	-	-	-	-	-	-	-	-
02-18	Arizona	1-0	8:45	0-0	.000	0-0	.000	0-0	.000	0	1	1	1-0	0	0	0	0	0
02-20	Arizona State	1-0	6:42	1-2	.500	0-0	.000	0-0	.000	1	1	2	3-0	0	0	0	0	2
02-25	at Utah	-	DNP	-	-	-	-	-	-	-	-	-	-	-	-	-	-	-
02-27	at Colorado	1-0	1:55	0-0	.000	0-0	.000	0-0	.000	0	0	0	0-0	0	0	0	0	0
03-03	at Oregon	-	DNP	-	-	-	-	-	-	-	-	-	-	-	-	-	-	-
03-06	USC	1-0	7:25	0-0	.000	0-0	.000	0-0	.000	1	0	1	1-0	0	1	0	0	0
03-11	vs. Oregon State	1-0	1:28	0-0	.000	0-0	.000	0-0	.000	0	0	0	1-0	0	0	0	0	0
03-18	vs. Michigan State	1-0	5:35	0-0	.000	0-0	.000	0-0	.000	0	0	0	2-0	0	1	0	0	0
03-20	vs. BYU	1-0	15:32	0-1	.000	0-0	.000	0-0	.000	3	0	3	4-0	0	1	1	0	0
03-22	vs. Abilene Christian	1-0	0:45	0-0	.000	0-0	.000	0-1	.000	0	0	0	0-0	0	0	0	1	0
03-28	vs. Alabama	1-0	1:31	0-0	.000	0-0	.000	0-0	.000	0	0	0	0-0	0	0	0	0	0
03-30	vs. Michigan	1-0	20:39	0-0	.000	0-0	.000	0-0	.000	1	4	5	3-0	0	1	0	0	0
04-03	vs. Gonzaga	1-0	0:01	0-0	.000	0-0	.000	0-0	.000	0	0	0	0-0	0	0	0	0	0
<b>TOTALS</b>		<b>18-1</b>	<b>107:28</b>	<b>1-7</b>	<b>.143</b>	<b>0-0</b>	<b>.000</b>	<b>0-1</b>	<b>.000</b>	<b>8</b>	<b>9</b>	<b>17</b>	<b>23-0</b>	<b>0</b>	<b>5</b>	<b>4</b>	<b>1</b>	<b>2</b>

**KENNETH NWUBA'S 2018-19 GAME-BY-GAME STATISTICS**

DATE	OPP	G-GS	MIN	FG-FGA	PCT	3FG-A	PCT	FT-FTA	PCT	OR	DR	TOT	PF-DQ	A	TO	BS	S	PTS
11-06	Purdue Fort Wayne	1-0	5	0-0	.000	0-0	.000	0-0	.000	0	0	0	3-0	2	0	0	0	0
11-09	Long Beach State	-	DNP	-	-	-	-	-	-	-	-	-	-	-	-	-	-	-
11-16	Saint Francis U	1-0	7	0-1	.000	0-0	.000	0-0	.000	0	2	2	2-0	0	2	1	0	0
11-19	Presbyterian	-	DNP	-	-	-	-	-	-	-	-	-	-	-	-	-	-	-
11-22	vs. Michigan State	1-0	6	1-1	1.000	0-0	.000	2-2	1.000	1	2	3	0-0	0	0	0	0	4
11-23	vs. North Carolina	1-0	2	0-0	.000	0-0	.000	0-0	.000	0	0	0	0-0	0	0	0	0	0
11-28	Hawai'i	1-0	2	0-1	.000	0-0	.000	0-0	.000	0	0	0	0-0	0	0	0	0	0
12-02	Loyola Marymount	1-0	2	0-0	.000	0-0	.000	0-0	.000	0	0	0	0-0	0	0	0	0	0
12-08	Notre Dame	-	DNP	-	-	-	-	-	-	-	-	-	-	-	-	-	-	-
12-15	Belmont	-	DNP	-	-	-	-	-	-	-	-	-	-	-	-	-	-	-
12-19	at Cincinnati	1-0	3	0-1	.000	0-0	.000	0-0	.000	0	0	0	0-0	0	0	0	0	0
12-22	vs. Ohio State	-	DNP	-	-	-	-	-	-	-	-	-	-	-	-	-	-	-
12-29	Liberty	1-0	1	0-0	.000	0-0	.000	0-0	.000	0	0	0	0-0	0	0	0	0	0
01-03	Stanford	1-0	4	0-0	.000	0-0	.000	0-0	.000	1	0	1	2-0	0	1	0	0	0
01-05	California	1-0	2	0-0	.000	0-0	.000	0-2	.000	1	0	1	0-0	0	0	0	0	0
01-10	at Oregon	1-0	3	0-0	.000	0-0	.000	0-0	.000	0	0	0	1-0	0	0	0	0	0
01-13	at Oregon State	1-0	3	1-2	.500	0-0	.000	0-0	.000	1	1	2	3-0	0	1	0	0	2
01-19	at USC	1-0	4	0-1	.000	0-0	.000	0-1	.000	1	0	1	1-0	0	1	0	0	0

PLAYER PROFILES

DATE	OPP	G-GS	MIN	FG-FGA	PCT	3FG-A	PCT	FT-FTA	PCT	OR	DR	TOT	PF-DQ	A	TO	BS	S	PTS
01-24	Arizona State	-	DNP	-	-	-	-	-	-	-	-	-	-	-	-	-	-	-
01-26	Arizona	-	DNP	-	-	-	-	-	-	-	-	-	-	-	-	-	-	-
01-30	at Washington State	1-0	1	0-0	.000	0-0	.000	0-0	.000	0	0	0	0-0	0	0	0	0	0
02-02	at Washington	-	DNP	-	-	-	-	-	-	-	-	-	-	-	-	-	-	-
02-06	Colorado	-	DNP	-	-	-	-	-	-	-	-	-	-	-	-	-	-	-
02-09	Utah	-	DNP	-	-	-	-	-	-	-	-	-	-	-	-	-	-	-
02-13	at California	-	DNP	-	-	-	-	-	-	-	-	-	-	-	-	-	-	-
02-16	at Stanford	-	DNP	-	-	-	-	-	-	-	-	-	-	-	-	-	-	-
02-21	Oregon State	1-0	0+	0-0	.000	0-0	.000	0-0	.000	0	0	0	0-0	0	0	0	0	0
02-23	Oregon	-	DNP	-	-	-	-	-	-	-	-	-	-	-	-	-	-	-
02-28	USC	-	DNP	-	-	-	-	-	-	-	-	-	-	-	-	-	-	-
03-07	at Colorado	1-0	3	0-0	.000	0-0	.000	1-2	.500	0	1	1	2-0	0	0	0	1	1
03-09	at Utah	1-0	1	0-0	.000	0-0	.000	0-0	.000	0	0	0	1-0	0	0	0	0	0
03-13	vs. Stanford	-	DNP	-	-	-	-	-	-	-	-	-	-	-	-	-	-	-
03-14	vs. Arizona State	-	DNP	-	-	-	-	-	-	-	-	-	-	-	-	-	-	-
<b>TOTALS</b>		<b>17-0</b>	<b>49</b>	<b>2-7</b>	<b>.286</b>	<b>0-0</b>	<b>.000</b>	<b>3-7</b>	<b>.429</b>	<b>5</b>	<b>6</b>	<b>11</b>	<b>15-0</b>	<b>2</b>	<b>5</b>	<b>1</b>	<b>1</b>	<b>7</b>



**JACK SEIDLER**

6-4 / 190  
 Freshman / Guard  
 Marlboro, New Jersey  
 Marlboro HS

**HIGH SCHOOL**

Was a four-year varsity basketball letterwinner at Marlboro High School (Marlboro, N.J.), serving as a two-time team captain ... concluded his high school career as Marlboro's all-time leading scorer (1,503 career points) ... was a three-time All-Shore Conference selection, twice earning first-team honors ... also was honored as the Player of the Year in 2021-22 by the Shore Sports Network ... was named the Shore Conference Player of the Year during his senior season (as voted by the league coaches) ... also was a first-team All-Class A North selection ... averaged a team-leading 20.9 points during his senior season (2021-22), a scoring average that ranked third among all players in

New Jersey's Shore Conference ... also registered 6.0 rebounds, 1.5 assists and 1.5 steals in 31 contests as a senior ... shot 40.4 percent from 3-point range and 83.0 percent at the free throw line ... led Marlboro to the Shore Conference Tournament's title contest for the second time in school history ... scored a team-leading 22 points against Toms River (Feb. 27, 2022) to help his high school team win its first-ever Shore Conference Tournament championship ... in ensuing postseason competition, totaled a game-high 25 points in a 77-64 sectional-quarterfinal win over Howell (NJSSIAA Group IV playoffs) ... scored 16 points in a 55-46 victory over South Brunswick and tallied a team-best 22 points in a 75-67 win versus Trenton to help Marlboro win its first-ever Central Jersey, Group IV sectional title ... led his high school team in 2021-22 to the Group IV championship game, falling to Elizabeth (70-63) while finishing the game with 19 points ... averaged 20.2 points, 7.2 rebounds, 2.5 assists and 1.2 steals in a shortened junior season (13 games, due to the COVID-19 pandemic) ... registered 18.7 points, 8.1 rebounds and 1.4 assists in 30 games as a sophomore (2019-20) ... played in nine games on the varsity squad during his freshman campaign (2018-19).

**PERSONAL**

Full name: Jack Anderson Seidler ... last name is pronounced SIDE-ler ... born in Marlboro, N.J. ... is the son of Neil and Elizabeth Seidler ... has one older sister, Alexandra, and one younger brother, Nate ... undeclared major.



**DAVID SINGLETON**

6-4 / 205  
 5th-Year Senior / Guard  
 Los Angeles, California  
 Bishop Montgomery HS

**CAREER**

Has played in 127 games through four seasons, making 24 starts ... has averaged 4.7 points, 1.5 rebounds and 0.9 assists per game ... ranks No. 4 on UCLA's career 3-point field goal percentage list (43.8%, making 146 of 333 career attempts) ... has scored in double figures in 15 career games ... has tallied an assist-turnover ratio of 2.5 (with 114 assists and 46 turnovers) ... has totaled 600 career points and 196 career rebounds.

**2021-22**

Played in 33 games, making four starts ... averaged 4.8 points and 1.5 rebounds in 16.8 minutes per game ... shot a team-leading 45.1 percent from 3-point territory (37-for-82) ... recorded a career-best 47.9 overall shooting percentage ... finished the season with 30 assists and nine turnovers ... ranked second in the Pac-12 in 3-point field goal

percentage (45.1%) ... scored in double figures in three games ... scored a career-best 22 points in a home victory against Washington, having connected on 6 of 8 attempts from 3-point territory ... registered a season-high six rebounds in a road win at Oregon State (Feb. 26) ... also scored 13 points in a win versus Bellarmine (Nov. 22), connecting on 3 of 4 attempts from 3-point distance.

**2020-21**

Played in all 32 games, making one start ... averaged 4.7 points and 1.7 rebounds in 17.2 minutes per game ... shot a team-leading 47.6 percent from 3-point distance (40-for-84) ... made 45.1 percent of his overall field goal attempts ... totaled 20 assists and 11 turnovers ... ranked second among all Pac-12 players in 3-point field goal percentage (47.6%) ... scored in double figures in four games ... scored 15 points in an overtime win against Alabama (March 28) in the NCAA Tournament's Sweet 16 ... made 4 of 5 shots against Alabama, including 3 of 4 attempts from 3-point distance ... made 6 of 10 attempts from 3-point range in UCLA's six NCAA Tournament contests ... scored 14 points in the team's overtime win at Arizona State (Jan. 7), sinking 4 of 6 attempts from 3-point distance ... also had 11 points against California (Dec. 6) and USC (March 6) ... recorded a career-best seven rebounds (and scored nine points) in the Bruins' triple-overtime win over Pepperdine at San Diego State's Viejas Arena (Nov. 27).

**2019-20**

Played in 30 games, making 14 starts ... averaged 4.1 points, 1.8 rebounds and 1.0 assists in 20.1 minutes per game ... shot 37.0 percent from 3-point range ... ranked second on the team in 3-point field goal percentage (.370) ... led the Bruins in 3-pointers made (34) ... registered 31 assists and 14 turnovers, equaling a 2.2 assist-turnover ratio ... scored in double figures in three games ... recorded a season-high 15 points in a

## PLAYER PROFILES

victory against Chaminade (Nov. 26) at the Maui Jim Maui Invitational ... also scored 14 points against Washington (Feb. 15), shooting 4-for-9 (all from 3-point range) and 2-for-2 from the free throw line ... tallied a season-high five rebounds against Southern Utah (Nov. 18) ... dished out four assists in a victory against Washington State (Feb. 13) ... did not play against Denver (Dec. 8) due to a left foot/ankle injury.

### 2018-19

Played in 32 games, making five starts ... averaged 5.2 points, 1.2 rebounds and 1.0 assists in 17.5 minutes per game ... shot 44.9 percent from the field and 46.7 percent from 3-point territory ... led the team and ranked No. 2 in the Pac-12 in 3-point field goal percentage (.467) ... recorded the second-best 3-point percentage ever, by any UCLA freshman (behind Jason Kapono, who shot 47.4 percent in 1999-00) ... scored in double figures in five games ... scored a season-high 14 points, all in the first half, in a home victory over California (Jan. 5) ... also twice scored 13 points, against Stanford in a home victory (Jan. 3) and at Utah (March 9) in the regular-season finale ... made a season-high four 3-pointers (on seven attempts) in an overtime win at California (Feb. 13) – his three consecutive 3-pointers in a span of 2:05 midway through the second half helped put UCLA ahead, 42-41, with 12:25 to play in regulation ... grabbed a season-high six rebounds against Stanford in the Pac-12 Tournament (March 13) ... recorded a season-high three assists in six games ... concluded the year with a 2.8-to-1 assist ratio (32 assists, 12 turnovers) ... sustained a broken left foot (fifth metatarsal fracture) in the final 30 seconds of the win against Stanford in the Pac-12 Tournament (March 13) and did not play the following day against Arizona State.

### HIGH SCHOOL

Was a four-year varsity basketball letterwinner at Bishop Montgomery High School (Torrance, Calif.) under head coach Doug Mitchell ... averaged 23.8 points, 5.8 rebounds and 3.9 assists per game during his senior season (2017-18) ... was selected as the 2018 Gatorade California State Player of the Year ... was one of five players to secure first-team acclaim on the All-USA California Boys Basketball Team in 2017-18 ... was ranked as the No. 67 player in his high school class by ESPN.com ... also was rated No. 68, nationally, by 247sports.com and No. 95 by Rivals.com ... finished his high school career at Bishop Montgomery as the school's third-leading all-time scorer with 2,042 points ... became just the fifth player at his high school to have reached the 2,000 career point benchmark ... earned Los Angeles Times All-Area Team recognition as a junior and senior ... in addition, was selected to the All-CIF Southern Section Open Division Team as a junior and senior ... earned boys' basketball Player of the Year acclaim from the Daily Breeze as a junior and senior ... was named the Del Rey League's Most Valuable Player

as a senior ... helped Bishop Montgomery post a 28-2 overall record as a senior ... his high school team won its first 26 games in 2017-18 before falling to Sierra Canyon in double overtime in the CIF Southern Section Open Division semifinals ... Bishop Montgomery rebounded from the double overtime loss with a 65-51 win over Etiwanda in the CIF Southern Section Open Division's third-place game ... was invited to compete in the 2018 Ball'sLife All-America Game after his senior season ... averaged 16.2 points and 6.1 rebounds per game as a junior (2016-17) ... helped Bishop Montgomery to the 2017 CIF State Championship in the Open Division final ... his high school team went 31-2 in 2016-17, defeating Roseville Woodcreek in the title game (74-67) at the Golden 1 Center in Sacramento on March 25, 2017 ... scored 21 points for Bishop Montgomery as the Knights downed Mater Dei (70-55) to win the CIF Southern Section Open Division title (prior to the state tournament) at the Honda Center in Anaheim on March 4, 2017 ... as a freshman, he was a part of the Bishop Montgomery team that won the 2015 CIF Southern Section Open Division championship ... through his four seasons at BMHS, helped the team win 118 games and post a perfect 32-0 mark in Del Rey League action ... in addition, his high school program logged a perfect 31-0 home record and compiled an overall winning percentage of .929.

### PERSONAL

Full name: David Jerome Singleton III ... born in Los Angeles, Calif. ... is the son of David and Natalie Singleton ... sociology major ... chose to take advantage of an additional year of eligibility in 2022-23 as part of a one-time NCAA rule change, in response to the COVID-19 pandemic.

### DAVID SINGLETON'S CAREER HIGHS

Points: 22 vs. Washington (Feb. 19, 2022)  
 Rebounds: 7 vs. Pepperdine (Nov. 27, 2020)  
 Assists: 3 (three times), last at Arizona State (Feb. 5, 2022)  
 Steals: 3 at Oregon (Feb. 24, 2022)  
 Blocks: 2 at Washington (Feb. 2, 2019)  
 FGM: 7 vs. Washington (Feb. 19, 2022)  
 FGA: 11 (twice), last vs. Oregon State (Jan. 30, 2021)  
 3P-FGM: 6 vs. Washington (Feb. 19, 2022)  
 3P-FGA: 9 (three times), last vs. Oregon State (Jan. 30, 2021)  
 FTM: 4 (twice), last vs. Alabama (March 28, 2021)  
 FTA: 6 vs. Utah (Feb. 9, 2019)  
 Minutes: 43 vs. Pepperdine (Nov. 27, 2020)

### DAVID SINGLETON'S CAREER STATISTICS

Season	Yr.	G-GS	MIN	MPG	FG-FGA	PCT	3FG-A	PCT	FT-FTA	PCT	OR	DR	TOT	RPG	PF-DQ	A	TO	BS	S	PTS	PPG
2018-19	FR	32-5	559	17.5	53-118	.449	35-75	.467	26-38	.684	3	36	39	1.2	33-1	33	12	5	17	167	5.2
2019-20	SO	30-14	604	20.1	39-113	.345	34-92	.370	12-14	.857	5	50	55	1.8	38-0	31	14	3	20	124	4.1
2020-21	JR	32-1	549	17.2	51-113	.451	40-84	.476	9-13	.692	3	51	54	1.7	29-0	20	11	0	12	151	4.7
2021-22	SR	33-4	555	16.8	56-117	.479	37-82	.451	9-15	.600	9	39	48	1.5	35-0	30	9	5	18	158	4.8
<b>CAREER</b>		<b>127-24</b>	<b>2266</b>	<b>17.8</b>	<b>199-461</b>	<b>.432</b>	<b>146-333</b>	<b>.438</b>	<b>56-80</b>	<b>.700</b>	<b>20</b>	<b>176</b>	<b>196</b>	<b>1.5</b>	<b>133-1</b>	<b>114</b>	<b>46</b>	<b>13</b>	<b>67</b>	<b>600</b>	<b>4.7</b>

### DAVID SINGLETON'S 2021-22 GAME-BY-GAME STATISTICS

DATE	OPP	G-GS	MIN	FG-FGA	PCT	3FG-A	PCT	FT-FTA	PCT	OR	DR	TOT	PF-DQ	A	TO	BS	S	PTS
11-09	CSU Bakersfield	1-0	15:45	2-4	.500	2-3	.667	1-2	.500	0	2	2	1-0	0	0	0	0	7
11-12	Villanova	1-0	12:22	2-2	1.000	2-2	1.000	0-0	.000	0	0	0	1-0	0	0	0	1	6
11-15	Long Beach State	1-0	15:25	3-5	.600	1-3	.333	1-1	1.000	1	3	4	1-0	1	0	1	2	8
11-17	North Florida	1-0	19:38	5-6	.833	1-2	.500	0-0	.000	0	1	1	3-0	3	2	0	0	11
11-22	vs. Bellarmine	1-0	26:00	5-8	.625	3-4	.750	0-0	.000	1	1	2	3-0	4	2	0	1	13
11-23	vs. Gonzaga	1-0	8:37	0-1	.000	0-1	.000	0-0	.000	0	1	1	0-0	0	0	0	0	0
11-27	at UNLV	1-0	15:18	1-4	.250	1-4	.250	1-2	.500	0	1	1	1-0	0	0	0	0	4
12-01	Colorado	1-0	14:17	2-5	.400	0-2	.000	0-0	.000	0	1	1	0-0	2	0	0	1	4
12-11	Marquette	1-0	14:17	1-3	.333	1-3	.333	0-0	.000	0	1	1	0-0	1	0	0	0	3
01-06	Long Beach State	1-0	23:33	2-8	.250	1-6	.167	0-0	.000	1	4	5	2-0	1	0	0	0	5
01-08	at California	1-0	15:36	3-3	1.000	1-1	1.000	0-0	.000	0	1	1	0-0	0	1	1	0	7
01-13	Oregon	1-0	7:30	0-1	.000	0-1	.000	2-2	1.000	0	0	0	2-0	0	0	1	0	2
01-15	Oregon State	1-0	6:18	1-2	.500	0-1	.000	0-0	.000	0	0	0	1-0	1	0	0	0	2
01-20	at Utah	-	DNP	-	-	-	-	-	-	-	-	-	-	-	-	-	-	-
01-22	at Colorado	1-0	14:48	1-3	.333	1-1	1.000	0-0	.000	0	0	0	1-0	0	0	0	1	3
01-25	Arizona	1-0	17:08	1-2	.500	1-1	1.000	1-2	.500	1	1	2	0-0	0	0	0	1	4
01-27	California	1-1	29:59	2-5	.400	1-2	.500	0-0	.000	0	4	4	3-0	0	0	1	2	5
01-29	Stanford	1-1	27:23	2-6	.333	2-6	.333	1-2	.500	0	1	1	4-0	1	1	1	1	7
02-03	at Arizona	1-0	13:55	2-4	.500	1-2	.500	0-0	.000	1	0	1	0-0	0	0	0	0	5
02-05	at Arizona State	1-0	35:56	1-5	.200	1-5	.200	0-0	.000	0	1	1	3-0	4	0	0	1	3
02-08	at Stanford	1-0	23:01	2-4	.500	2-3	.667	0-0	.000	0	1	1	0-0	0	0	0	0	6

**PLAYER PROFILES**

DATE	OPP	G-GS	MIN	FG-FGA	PCT	3FG-A	PCT	FT-FTA	PCT	OR	DR	TOT	PF-DQ	A	TO	BS	S	PTS
02-12	at USC	1-0	15:28	1-2	.500	1-1	1.000	0-0	.000	1	1	2	1-0	1	0	0	1	3
02-17	Washington State	1-0	19:47	2-5	.400	2-5	.400	0-0	.000	0	1	1	0-0	1	0	0	0	6
02-19	Washington	1-0	31:09	7-10	.700	6-8	.750	2-2	1.000	0	4	4	2-0	3	0	0	1	22
02-21	Arizona State	1-0	19:08	2-4	.500	2-4	.500	0-0	.000	0	2	2	0-0	0	2	0	1	6
02-24	at Oregon	1-0	16:55	1-5	.200	1-4	.250	0-0	.000	1	1	2	1-0	0	1	0	3	3
02-26	at Oregon State	1-0	26:38	2-2	1.000	2-2	1.000	0-0	.000	1	5	6	2-0	4	0	0	0	6
02-28	at Washington	1-1	26:38	3-4	.750	1-2	.500	0-2	.000	1	1	2	1-0	1	0	0	0	7
03-05	USC	1-1	9:32	0-0	.000	0-0	.000	0-0	.000	0	0	0	0-0	0	0	0	0	0
03-10	vs. Washington State	1-0	6:15	0-1	.000	0-1	.000	0-0	.000	0	0	0	1-0	1	0	0	0	0
03-11	vs. USC	1-0	8:35	0-0	.000	0-0	.000	0-0	.000	0	0	0	0-0	0	0	0	1	0
03-12	vs. Arizona	1-0	4:20	0-0	.000	0-0	.000	0-0	.000	0	0	0	1-0	0	0	0	0	0
03-17	vs. Akron	1-0	6:28	0-2	.000	0-1	.000	0-0	.000	0	0	0	0-0	0	0	0	0	0
03-19	vs. Saint Mary's	1-0	7:40	0-1	.000	0-1	.000	0-0	.000	0	0	0	0-0	1	0	0	0	0
03-25	vs. North Carolina	-	DNP	-	-	-	-	-	-	-	-	-	-	-	-	-	-	-
<b>TOTALS</b>		<b>33-4</b>	<b>555:18</b>	<b>56-117</b>	<b>.479</b>	<b>37-82</b>	<b>.451</b>	<b>9-15</b>	<b>.600</b>	<b>9</b>	<b>39</b>	<b>48</b>	<b>35-0</b>	<b>30</b>	<b>9</b>	<b>5</b>	<b>18</b>	<b>158</b>

**DAVID SINGLETON'S 2020-21 GAME-BY-GAME STATISTICS**

DATE	OPP	G-GS	MIN	FG-FGA	PCT	3FG-A	PCT	FT-FTA	PCT	OR	DR	TOT	PF-DQ	A	TO	BS	S	PTS
11-25	at San Diego State	1-0	25:48	2-6	.333	2-5	.400	0-0	.000	0	1	1	1-0	1	1	0	0	6
11-27	vs. Pepperdine	1-0	42:39	4-9	.333	3-9	.333	0-0	.000	1	6	7	3-0	0	1	0	1	9
12-03	Seattle	1-0	24:27	0-3	.000	0-0	.000	0-0	.000	1	4	5	3-0	1	1	0	2	0
12-06	California	1-0	16:29	4-4	1.000	3-3	1.000	0-0	.000	0	1	1	0-0	1	0	0	1	11
12-09	San Diego	1-0	19:45	1-5	.200	0-3	.000	0-0	.000	0	1	1	1-0	1	0	0	1	2
12-11	Marquette	1-0	9:11	2-3	.667	2-3	.667	0-0	.000	0	0	0	1-0	0	1	0	0	6
12-19	vs. Ohio State	1-0	5:55	1-1	1.000	1-1	1.000	2-2	1.000	0	1	1	1-0	0	1	0	0	5
12-31	Utah	1-0	6:49	0-0	.000	0-0	.000	0-0	.000	0	0	0	0-0	0	0	0	0	0
01-02	Colorado	1-0	8:31	0-1	.000	0-1	.000	0-0	.000	0	3	3	1-0	0	0	0	0	0
01-07	at Arizona State	1-0	29:36	5-7	.714	4-6	.667	0-0	.000	0	0	0	2-0	2	1	0	0	14
01-09	at Arizona	1-0	19:46	1-4	.250	1-3	.333	0-0	.000	0	0	0	0-0	1	0	0	0	3
01-14	Washington State	1-0	16:44	1-1	1.000	1-1	1.000	0-0	.000	0	1	1	0-0	1	0	0	2	3
01-16	Washington	1-0	18:57	3-6	.500	3-5	.600	0-0	.000	0	0	0	0-0	1	0	0	0	9
01-21	at California	1-0	10:56	1-2	.500	1-1	1.000	0-0	.000	0	0	0	0-0	1	1	0	0	3
01-23	at Stanford	1-0	13:06	0-2	.000	0-2	.000	0-0	.000	0	1	1	0-0	1	1	0	0	0
01-30	Oregon State	1-0	30:53	3-11	.273	3-9	.333	0-0	.000	0	5	5	1-0	2	0	0	1	9
02-06	at USC	1-0	9:19	0-2	.000	0-1	.000	0-0	.000	0	2	2	2-0	1	0	0	0	0
02-11	at Washington State	1-1	15:02	1-5	.200	1-5	.200	0-0	.000	0	1	1	1-0	1	1	0	0	3
02-13	at Washington	1-0	17:56	2-3	.667	2-3	.667	0-0	.000	0	2	2	1-0	0	0	0	0	6
02-18	Arizona	1-0	7:08	0-0	.000	0-0	.000	0-0	.000	0	1	1	0-0	0	0	0	0	0
02-20	Arizona State	1-0	14:14	3-4	.750	2-3	.667	0-0	.000	0	3	3	1-0	0	0	0	0	8
02-25	at Utah	1-0	15:09	1-1	1.000	1-1	1.000	0-0	.000	0	1	1	0-0	0	1	0	1	3
02-27	at Colorado	1-0	6:13	0-1	.000	0-1	.000	0-0	.000	0	0	0	0-0	0	0	0	0	0
03-03	at Oregon	1-0	18:59	1-2	.500	1-1	1.000	0-0	.000	0	2	2	1-0	1	0	0	0	3
03-06	USC	1-0	21:11	4-7	.571	2-2	1.000	1-2	.500	0	2	2	2-0	1	0	0	0	11
03-11	vs. Oregon State	1-0	23:05	3-8	.375	1-5	.200	2-4	.500	0	2	2	3-0	0	0	0	2	9
03-18	vs. Michigan State	1-0	14:45	1-1	1.000	1-1	1.000	0-0	.000	0	1	1	0-0	0	0	0	1	3
03-20	vs. BYU	1-0	11:46	2-3	.667	0-0	.000	0-0	.000	0	1	1	1-0	0	0	0	0	4
03-22	vs. Abilene Christian	1-0	18:19	1-4	.250	1-4	.250	0-0	.000	0	3	3	1-0	1	1	0	0	3
03-28	vs. Alabama	1-0	20:22	4-5	.800	3-4	.750	4-5	.800	0	3	3	1-0	0	0	0	0	15
03-30	vs. Michigan	1-0	5:22	0-1	.000	0-0	.000	0-0	.000	0	1	1	0-0	1	0	0	0	0
04-03	vs. Gonzaga	1-0	31:43	1-1	1.000	1-1	1.000	0-0	.000	1	2	3	1-0	1	0	0	0	3
<b>TOTALS</b>		<b>32-1</b>	<b>549:04</b>	<b>51-113</b>	<b>.451</b>	<b>40-84</b>	<b>.476</b>	<b>9-13</b>	<b>.692</b>	<b>3</b>	<b>51</b>	<b>54</b>	<b>29-0</b>	<b>20</b>	<b>11</b>	<b>0</b>	<b>12</b>	<b>151</b>

**DAVID SINGLETON'S 2019-20 GAME-BY-GAME STATISTICS**


DATE	OPP	G-GS	MIN	FG-FGA	PCT	3FG-A	PCT	FT-FTA	PCT	OR	DR	TOT	PF-DQ	A	TO	BS	S	PTS
11-06	Long Beach State	1-0	13	0-2	.000	0-1	.000	3-4	.750	0	2	2	2-0	3	3	1	2	3
11-10	UC Santa Barbara	1-0	5	0-0	.000	0-0	.000	0-0	.000	0	0	0	0-0	0	0	0	0	0
11-15	UNLV	1-0	16	1-3	.333	1-3	.333	0-0	.000	0	2	2	1-0	0	0	0	1	3
11-18	Southern Utah	1-0	18	0-1	.000	0-1	.000	2-2	1.000	1	4	5	2-0	2	0	0	1	2
11-21	Hofstra	1-0	16	2-3	.667	2-3	.667	2-2	1.000	0	2	2	2-0	1	0	0	0	8
11-25	vs. BYU	1-0	13	0-1	.000	0-1	.000	0-0	.000	0	0	0	0-0	0	1	0	0	0
11-26	vs. Chaminade	1-0	23	5-8	.625	5-6	.833	0-0	.000	0	3	3	2-0	1	0	0	1	15
11-27	vs. Michigan State	1-0	12	1-2	.500	1-2	.500	0-0	.000	0	0	0	0-0	0	0	0	0	3
12-01	San Jose State	1-0	21	1-2	.500	1-2	.500	1-2	.500	0	0	0	1-0	2	0	0	1	4
12-08	Denver	-	DNP	-	-	-	-	-	-	-	-	-	-	-	-	-	-	-
12-14	at Notre Dame	1-0	15	2-4	.500	2-4	.500	0-0	.000	0	1	1	0-0	0	0	0	0	6
12-21	vs. North Carolina	1-0	13	0-2	.000	0-2	.000	0-0	.000	0	2	2	3-0	1	1	1	0	0
12-28	Cal State Fullerton	1-0	6	0-2	.000	0-2	.000	0-0	.000	0	0	0	0-0	0	0	0	1	0
01-02	at Washington	1-0	5	0-1	.000	0-1	.000	0-0	.000	0	0	0	1-0	0	0	0	0	0
01-04	at Washington State	1-0	29	0-3	.000	0-2	.000	0-0	.000	0	4	4	2-0	1	0	0	2	0

**PLAYER PROFILES**

DATE	OPP	G-GS	MIN	FG-FGA	PCT	3FG-A	PCT	FT-FTA	PCT	OR	DR	TOT	PF-DQ	A	TO	BS	S	PTS
01-11	USC	1-0	6	1-1	1.000	0-0	.000	0-0	.000	0	0	0	0-0	0	0	0	0	2
01-15	Stanford	1-1	32	4-9	.444	3-6	.500	0-0	.000	0	2	2	3-0	2	0	1	0	11
01-19	California	1-1	21	0-3	.000	0-3	.000	0-0	.000	0	0	0	2-0	0	2	0	0	0
01-23	at Oregon State	1-1	23	1-3	.333	0-2	.000	0-0	.000	1	3	4	0-0	2	0	0	2	2
01-26	at Oregon	1-1	36	3-8	.375	3-6	.500	0-0	.000	2	1	3	3-0	3	2	0	1	9
01-30	Colorado	1-1	30	2-6	.333	1-3	.333	0-0	.000	0	1	1	0-0	2	0	0	2	5
02-02	Utah	1-1	24	1-2	.500	1-2	.500	0-0	.000	0	3	3	3-0	0	1	0	1	3
02-06	at Arizona State	1-1	31	2-7	.286	2-6	.333	0-0	.000	0	3	3	1-0	0	0	0	1	6
02-08	at Arizona	1-1	24	2-4	.500	2-3	.667	0-0	.000	0	3	3	1-0	1	0	0	0	6
02-13	Washington State	1-1	33	2-8	.250	2-7	.286	0-0	.000	0	3	3	3-0	4	1	0	0	6
02-15	Washington	1-1	29	4-9	.444	4-9	.444	2-2	1.000	0	3	3	1-0	1	1	0	2	14
02-20	at Utah	1-1	35	3-7	.429	3-6	.500	0-0	.000	1	1	2	1-0	0	1	0	1	9
02-22	at Colorado	1-1	18	0-3	.000	0-3	.000	0-0	.000	0	2	2	1-0	1	0	0	0	0
02-27	Arizona State	1-1	13	0-3	.000	0-2	.000	0-0	.000	0	3	3	1-0	2	1	0	0	0
02-29	Arizona	1-0	20	1-3	.333	0-2	.000	2-2	1.000	0	1	1	1-0	1	0	0	0	4
03-07	at USC	1-1	24	1-3	.333	1-2	.500	0-0	.000	0	1	1	1-0	1	0	0	1	3
<b>TOTALS</b>		<b>30-14</b>	<b>604</b>	<b>39-113</b>	<b>.345</b>	<b>34-92</b>	<b>.370</b>	<b>12-14</b>	<b>.857</b>	<b>5</b>	<b>50</b>	<b>55</b>	<b>38-0</b>	<b>31</b>	<b>14</b>	<b>3</b>	<b>20</b>	<b>124</b>

**DAVID SINGLETON'S 2018-19 GAME-BY-GAME STATISTICS**

DATE	OPP	G-GS	MIN	FG-FGA	PCT	3FG-A	PCT	FT-FTA	PCT	OR	DR	TOT	PF-DQ	A	TO	BS	S	PTS
11-06	Purdue Fort Wayne	1-0	16	2-4	.500	0-1	.000	0-0	.000	0	1	1	2-0	0	1	0	1	4
11-09	Long Beach State	1-0	19	3-5	.600	3-4	.750	1-2	.500	0	1	1	2-0	2	1	0	0	10
11-16	Saint Francis U	1-0	19	1-2	.500	1-2	.500	0-0	.000	0	4	4	2-0	3	0	0	1	3
11-19	Presbyterian	1-0	12	0-0	.000	0-0	.000	0-0	.000	0	2	2	1-0	0	0	0	1	0
11-22	vs. Michigan State	1-0	19	1-1	1.000	1-1	1.000	2-3	.667	0	3	3	0-0	0	0	0	1	5
11-23	vs. North Carolina	1-0	15	1-1	1.000	1-1	1.000	0-0	.000	0	0	0	0-0	0	0	0	1	3
11-28	Hawai'i	1-0	15	0-0	.000	0-0	.000	1-2	.500	0	2	2	1-0	0	0	0	1	1
12-02	Loyola Marymount	1-0	16	0-0	.000	0-0	.000	2-2	1.000	0	3	3	1-0	0	1	0	1	2
12-08	Notre Dame	1-0	10	1-4	.250	1-2	.500	1-2	.500	0	0	0	1-0	0	0	0	0	4
12-15	Belmont	1-0	9	1-3	.333	1-3	.333	0-0	.000	0	1	1	1-0	0	0	0	0	3
12-19	at Cincinnati	1-0	14	1-3	.333	1-3	.333	2-2	1.000	0	0	0	1-0	0	0	0	0	5
12-22	vs. Ohio State	1-0	17	0-0	.000	0-0	.000	0-0	.000	0	1	1	1-0	1	1	1	0	0
12-29	Liberty	1-0	20	3-8	.375	0-2	.000	1-1	1.000	0	2	2	0-0	2	0	0	1	7
01-03	Stanford	1-0	19	4-6	.667	2-3	.667	3-3	1.000	0	0	0	1-0	3	0	0	0	13
01-05	California	1-0	24	5-7	.714	3-4	.750	1-2	.500	0	1	1	0-0	2	1	0	1	14
01-10	at Oregon	1-0	14	1-5	.200	0-2	.000	0-0	.000	0	1	1	0-0	0	1	1	2	2
01-13	at Oregon State	1-0	14	0-2	.000	0-2	.000	1-2	.500	0	1	1	0-0	2	0	0	0	1
01-19	at USC	1-0	9	0-0	.000	0-0	.000	0-0	.000	0	0	0	0-0	0	0	0	0	0
01-24	Arizona State	1-0	17	3-7	.429	2-5	.400	0-0	.000	0	0	0	2-0	0	0	0	0	8
01-26	Arizona	1-0	14	2-4	.500	0-2	.000	1-1	1.000	0	0	0	2-0	1	0	0	1	5
01-30	at Washington State	1-0	14	2-3	.667	2-3	.667	0-0	.000	0	0	0	1-0	0	0	0	0	6
02-02	at Washington	1-0	11	0-1	.000	0-0	.000	0-0	.000	1	1	2	0-0	0	1	2	1	0
02-06	Colorado	1-0	12	0-1	.000	0-1	.000	1-2	.500	0	1	1	0-0	1	0	0	1	1
02-09	Utah	1-0	25	2-6	.333	0-2	.000	4-6	.667	0	1	1	1-0	3	0	0	0	8
02-13	at California	1-0	30	4-7	.571	4-7	.571	0-0	.000	0	2	2	0-0	3	0	0	0	12
02-16	at Stanford	1-0	15	1-4	.250	1-2	.500	0-0	.000	0	1	1	1-0	1	0	0	0	3
02-21	Oregon State	1-1	28	2-4	.500	2-3	.667	2-3	.667	0	1	1	2-0	3	2	0	0	8
02-23	Oregon	1-1	18	2-4	.500	2-3	.667	0-0	.000	0	0	0	1-0	3	0	0	1	6
02-28	USC	1-1	22	3-4	.750	3-4	.750	0-0	.000	0	0	0	1-0	0	1	0	1	9
03-07	at Colorado	1-1	15	1-4	.250	1-3	.333	0-0	.000	0	0	0	1-0	1	0	0	0	3
03-09	at Utah	1-0	24	5-11	.455	3-7	.429	0-0	.000	1	1	2	2-0	1	2	1	1	13
03-13	vs. Stanford	1-1	33	2-7	.286	1-3	.333	3-5	.600	1	5	6	5-1	1	0	0	0	8
03-14	vs. Arizona State	-	DNP	-	-	-	-	-	-	-	-	-	-	-	-	-	-	-
<b>TOTALS</b>		<b>32-5</b>	<b>559</b>	<b>53-118</b>	<b>.449</b>	<b>35-75</b>	<b>.467</b>	<b>26-38</b>	<b>.684</b>	<b>3</b>	<b>36</b>	<b>39</b>	<b>33</b>	<b>33</b>	<b>12</b>	<b>5</b>	<b>17</b>	<b>167</b>



# RUSSELL STONG

6-3 / 190  
5th-Year Senior / Guard  
Northridge, California  
Crespi HS

## CAREER

Has played in 26 games through four seasons ... has been named to the Pac-12 Conference's Winter Academic Honor Roll in three consecutive seasons (2020, 2021, 2022).

## 2021-22

Played in 12 games ... recorded three points, four rebounds and one assist in 22 minutes ... made his first career 3-point field goal in the Bruins' home victory against California (Jan. 27) ... had one rebound in each of four contests ... was named to the Pac-12 Conference's Winter Academic Honor Roll for the third straight season ... in June of 2022, was named to UCLA's year-end "All-Academic Team" for the third consecutive year (the all-academic team is comprised of the individual from each UCLA athletic team with the highest cumulative GPA) ... was also honored by the NABC as a selection to the annual "Honors Court" for the second consecutive season (celebrating student-athletes for high achievement in the classroom).

## 2020-21

Played in five games ... recorded one rebound and one assist in six minutes ... saw action in a pair of NCAA Tournament games – against BYU (March 20) and Abilene Christian (March 22) ... was honored with the NCAA's Elite 90 award at the Final Four in Indianapolis ... the Elite 90 award honors an individual who has reached the pinnacle of competition at the national championship level while also achieving the highest academic standards among their peers ... was named to the Pac-12 Conference's Winter Academic Honor Roll ... was honored by the NABC as a selection to the annual "Honors Court," celebrating student-athletes for high achievement in the classroom ... in addition, was named to UCLA's year-end "All-Academic Team" for the second straight season.

## 2019-20

Played in five games ... totaled two points in seven minutes ... scored his first collegiate points in the win over San Jose State (Dec. 1) ... was named to the Pac-12 Conference's Winter Academic Honor Roll ... in addition, was named to UCLA's year-end "All-Academic Team."

## 2018-19

Played in four games ... had two shot attempts through six minutes ... made his collegiate debut in the Bruins' victory against Stanford (Jan. 3).

## HIGH SCHOOL

Was a three-year varsity basketball and varsity volleyball letterwinner at Crespi High School (Encino, Calif.) ... played for head coach Russell White (basketball) and Scott Christopher (volleyball) ... as a senior, averaged 7.4 points, 3.3 rebounds and 2.0 assists per game ... shot 45 percent from the field ... guided Crespi to a 27-5 record during his senior year and a perfect 12-0 mark in Mission League play ... was one of the Los Angeles region's top seniors invited to compete in the "War on the Floor" senior showcase at Burroughs High School (Burbank, Calif.) in March 2018 ... during his sophomore season (2015-16), Crespi went 33-4 and captured the CIF Southern Section Division I state championship ... also competed for the Open Gym Premier (OGP) Kings club basketball program in Thousand Oaks, Calif. ... as a volleyball player at Crespi, competed as an outside hitter.

## PERSONAL

Full name: Russell John Stong IV ... is the son of Russ and Candice Stong ... will earn his undergraduate degrees in mechanical engineering and business economics ... chose to take advantage of an additional year of eligibility in 2022-23 as part of a one-time NCAA rule change, in response to the COVID-19 pandemic.

## RUSSELL STONG'S CAREER HIGHS

Points: 3 vs. California (Jan. 27, 2022)  
Rebounds: 1 (five times), last vs. Stanford (Jan. 29, 2022)  
Assists: 1 (twice), last vs. North Florida (Nov. 17, 2021)  
Steals: –  
Blocks: –  
FGM: 1 (twice), last vs. California (Jan. 27, 2022)  
FGA: 2 vs. San Jose State (Dec. 1, 2019)  
3P-FGM: 1 vs. California (Jan. 27, 2022)  
3P-FGA: 1 (five times), last vs. Washington State (March 10, 2022)  
FTM: –  
FTA: –  
Minutes: 4 at Oregon State (Feb. 26, 2022)

## RUSSELL STONG'S CAREER STATISTICS

Season	Yr.	G-GS	MIN	MPG	FG-FGA	PCT	3FG-A	PCT	FT-FTA	PCT	OR	DR	TOT	RPG	PF-DQ	A	TO	BS	S	PTS	PPG
2018-19	FR	4-0	6	1.5	0-2	.000	0-1	.000	0-0	.000	0	0	0	0.0	0-0	0	1	0	0	0	0.0
2019-20	SO	5-0	7	1.4	1-2	.500	0-1	.000	0-0	.000	0	0	0	0.0	1-0	0	0	0	0	2	0.4
2020-21	JR	5-0	6	1.1	0-0	.000	0-0	.000	0-0	.000	0	1	1	0.2	0-0	1	0	0	0	0	0.0
2021-22	SR	12-0	22	1.9	1-3	.333	1-3	.333	0-0	.000	0	4	4	0.3	3-0	1	3	0	0	3	0.3
<b>CAREER</b>		<b>26-0</b>	<b>41</b>	<b>1.6</b>	<b>2-7</b>	<b>.286</b>	<b>1-5</b>	<b>.200</b>	<b>0-0</b>	<b>.000</b>	<b>0</b>	<b>5</b>	<b>5</b>	<b>0.2</b>	<b>4-0</b>	<b>2</b>	<b>4</b>	<b>0</b>	<b>0</b>	<b>5</b>	<b>0.2</b>

## RUSSELL STONG'S 2021-22 GAME-BY-GAME STATISTICS

DATE	OPP	G-GS	MIN	FG-FGA	PCT	3FG-A	PCT	FT-FTA	PCT	OR	DR	TOT	PF-DQ	A	TO	BS	S	PTS
11-09	CSU Bakersfield	1-0	2:31	0-0	.000	0-0	.000	0-0	.000	0	0	0	0-0	0	1	0	0	0
11-12	Villanova	–	DNP	–	–	–	–	–	–	–	–	–	–	–	–	–	–	–
11-15	Long Beach State	1-0	0:50	0-0	.000	0-0	.000	0-0	.000	0	0	0	0-0	0	0	0	0	0
11-17	North Florida	1-0	2:24	0-0	.000	0-0	.000	0-0	.000	0	1	1	0-0	1	0	0	0	0
11-22	vs. Bellarmine	–	DNP	–	–	–	–	–	–	–	–	–	–	–	–	–	–	–
11-23	vs. Gonzaga	–	DNP	–	–	–	–	–	–	–	–	–	–	–	–	–	–	–
11-27	at UNLV	1-0	0:50	0-0	.000	0-0	.000	0-0	.000	0	0	0	0-0	0	0	0	0	0
12-01	Colorado	–	DNP	–	–	–	–	–	–	–	–	–	–	–	–	–	–	–
12-11	at Marquette	–	DNP	–	–	–	–	–	–	–	–	–	–	–	–	–	–	–
01-06	Long Beach State	1-0	1:51	0-0	.000	0-0	.000	0-0	.000	0	1	1	0-0	0	0	0	0	0
01-08	at California	–	DNP	–	–	–	–	–	–	–	–	–	–	–	–	–	–	–
01-13	Oregon	–	DNP	–	–	–	–	–	–	–	–	–	–	–	–	–	–	–
01-15	Oregon State	–	DNP	–	–	–	–	–	–	–	–	–	–	–	–	–	–	–
01-20	at Utah	–	DNP	–	–	–	–	–	–	–	–	–	–	–	–	–	–	–
01-22	at Colorado	–	DNP	–	–	–	–	–	–	–	–	–	–	–	–	–	–	–
01-25	Arizona	–	DNP	–	–	–	–	–	–	–	–	–	–	–	–	–	–	–
01-27	California	1-0	1:42	1-1	1.000	1-1	1.000	0-0	.000	0	1	1	0-0	0	0	0	0	3

**PLAYER PROFILES**

DATE	OPP	G-GS	MIN	FG-FGA	PCT	3FG-A	PCT	FT-FTA	PCT	OR	DR	TOT	PF-DQ	A	TO	BS	S	PTS
01-29	Stanford	1-0	2:47	0-0	.000	0-0	.000	0-0	.000	0	1	1	0-0	0	0	0	0	0
02-03	at Arizona	-	DNP	-	-	-	-	-	-	-	-	-	-	-	-	-	-	-
02-05	at Arizona State	-	DNP	-	-	-	-	-	-	-	-	-	-	-	-	-	-	-
02-08	at Stanford	-	DNP	-	-	-	-	-	-	-	-	-	-	-	-	-	-	-
02-12	at USC	-	DNP	-	-	-	-	-	-	-	-	-	-	-	-	-	-	-
02-17	Washington State	1-0	1:39	0-1	.000	0-1	.000	0-0	.000	0	0	0	0-0	0	0	0	0	0
02-19	Washington	1-0	2:18	0-0	.000	0-0	.000	0-0	.000	0	0	0	1-0	0	1	0	0	0
02-21	Arizona State	-	DNP	-	-	-	-	-	-	-	-	-	-	-	-	-	-	-
02-24	at Oregon	-	DNP	-	-	-	-	-	-	-	-	-	-	-	-	-	-	-
02-26	at Oregon State	1-0	4:16	0-0	.000	0-0	.000	0-0	.000	0	0	0	2-0	0	0	0	0	0
02-28	at Washington	-	DNP	-	-	-	-	-	-	-	-	-	-	-	-	-	-	-
03-05	USC	-	DNP	-	-	-	-	-	-	-	-	-	-	-	-	-	-	-
03-10	vs. Washington State	1-0	1:02	0-1	.000	0-1	.000	0-0	.000	0	0	0	0-0	0	1	0	0	0
03-11	vs. USC	-	DNP	-	-	-	-	-	-	-	-	-	-	-	-	-	-	-
03-12	vs. Arizona	-	DNP	-	-	-	-	-	-	-	-	-	-	-	-	-	-	-
03-17	vs. Akron	-	DNP	-	-	-	-	-	-	-	-	-	-	-	-	-	-	-
03-19	vs. Saint Mary's	1-0	0:13	0-0	.000	0-0	.000	0-0	.000	0	0	0	0-0	0	0	0	0	0
03-25	vs. North Carolina	-	DNP	-	-	-	-	-	-	-	-	-	-	-	-	-	-	-
<b>TOTALS</b>		<b>12-0</b>	<b>22:22</b>	<b>1-3</b>	<b>.500</b>	<b>1-3</b>	<b>.500</b>	<b>0-0</b>	<b>.000</b>	<b>0</b>	<b>4</b>	<b>4</b>	<b>3-0</b>	<b>1</b>	<b>3</b>	<b>0</b>	<b>0</b>	<b>3</b>

**RUSSELL STONG'S 2020-21 GAME-BY-GAME STATISTICS**

DATE	OPP	G-GS	MIN	FG-FGA	PCT	3FG-A	PCT	FT-FTA	PCT	OR	DR	TOT	PF-DQ	A	TO	BS	S	PTS
11-25	at San Diego State	-	DNP	-	-	-	-	-	-	-	-	-	-	-	-	-	-	-
11-27	vs. Pepperdine	-	DNP	-	-	-	-	-	-	-	-	-	-	-	-	-	-	-
12-03	Seattle	1-0	1:10	0-0	.000	0-0	.000	0-0	.000	0	0	0	0-0	0	0	0	0	0
12-06	California	-	DNP	-	-	-	-	-	-	-	-	-	-	-	-	-	-	-
12-09	San Diego	1-0	1:29	0-0	.000	0-0	.000	0-0	.000	0	0	0	0-0	1	0	0	0	0
12-11	Marquette	-	DNP	-	-	-	-	-	-	-	-	-	-	-	-	-	-	-
12-19	vs. Ohio State	-	DNP	-	-	-	-	-	-	-	-	-	-	-	-	-	-	-
12-31	Utah	-	DNP	-	-	-	-	-	-	-	-	-	-	-	-	-	-	-
01-02	Colorado	-	DNP	-	-	-	-	-	-	-	-	-	-	-	-	-	-	-
01-07	at Arizona State	-	DNP	-	-	-	-	-	-	-	-	-	-	-	-	-	-	-
01-09	at Arizona	-	DNP	-	-	-	-	-	-	-	-	-	-	-	-	-	-	-
01-14	Washington State	1-0	2:55	0-0	.000	0-0	.000	0-0	.000	0	1	1	0-0	0	0	0	0	0
01-16	Washington	-	DNP	-	-	-	-	-	-	-	-	-	-	-	-	-	-	-
01-21	at California	-	DNP	-	-	-	-	-	-	-	-	-	-	-	-	-	-	-
01-23	at Stanford	-	DNP	-	-	-	-	-	-	-	-	-	-	-	-	-	-	-
01-30	Oregon State	-	DNP	-	-	-	-	-	-	-	-	-	-	-	-	-	-	-
02-06	at USC	-	DNP	-	-	-	-	-	-	-	-	-	-	-	-	-	-	-
02-11	at Washington State	-	DNP	-	-	-	-	-	-	-	-	-	-	-	-	-	-	-
02-13	at Washington	-	DNP	-	-	-	-	-	-	-	-	-	-	-	-	-	-	-
02-18	Arizona	-	DNP	-	-	-	-	-	-	-	-	-	-	-	-	-	-	-
02-20	Arizona State	-	DNP	-	-	-	-	-	-	-	-	-	-	-	-	-	-	-
02-25	at Utah	-	DNP	-	-	-	-	-	-	-	-	-	-	-	-	-	-	-
02-27	at Colorado	-	DNP	-	-	-	-	-	-	-	-	-	-	-	-	-	-	-
03-03	at Oregon	-	DNP	-	-	-	-	-	-	-	-	-	-	-	-	-	-	-
03-06	USC	-	DNP	-	-	-	-	-	-	-	-	-	-	-	-	-	-	-
03-11	vs. Oregon State	-	DNP	-	-	-	-	-	-	-	-	-	-	-	-	-	-	-
03-18	vs. Michigan State	-	DNP	-	-	-	-	-	-	-	-	-	-	-	-	-	-	-
03-20	vs. BYU	1-0	0:16	0-0	.000	0-0	.000	0-0	.000	0	0	0	0-0	0	0	0	0	0
03-22	vs. Abilene Christian	1-0	0:45	0-0	.000	0-0	.000	0-0	.000	0	0	0	0-0	0	0	0	0	0
03-28	vs. Alabama	-	DNP	-	-	-	-	-	-	-	-	-	-	-	-	-	-	-
03-30	vs. Michigan	-	DNP	-	-	-	-	-	-	-	-	-	-	-	-	-	-	-
04-03	vs. Gonzaga	-	DNP	-	-	-	-	-	-	-	-	-	-	-	-	-	-	-
<b>TOTALS</b>		<b>5-0</b>	<b>5:35</b>	<b>0-0</b>	<b>.000</b>	<b>0-0</b>	<b>.000</b>	<b>0-0</b>	<b>.000</b>	<b>0</b>	<b>1</b>	<b>1</b>	<b>0-0</b>	<b>1</b>	<b>0</b>	<b>0</b>	<b>0</b>	<b>0</b>

**RUSSELL STONG'S 2019-20 GAME-BY-GAME STATISTICS**

DATE	OPP	G-GS	MIN	FG-FGA	PCT	3FG-A	PCT	FT-FTA	PCT	OR	DR	TOT	PF-DQ	A	TO	BS	S	PTS
11-06	Long Beach State	-	DNP	-	-	-	-	-	-	-	-	-	-	-	-	-	-	-
11-10	UC Santa Barbara	-	DNP	-	-	-	-	-	-	-	-	-	-	-	-	-	-	-
11-15	UNLV	-	DNP	-	-	-	-	-	-	-	-	-	-	-	-	-	-	-
11-18	Southern Utah	1-0	1	0-0	.000	0-0	.000	0-0	.000	0	0	0	1-0	0	0	0	0	0
11-21	Hofstra	-	DNP	-	-	-	-	-	-	-	-	-	-	-	-	-	-	-
11-25	vs. BYU	-	DNP	-	-	-	-	-	-	-	-	-	-	-	-	-	-	-
11-26	vs. Chaminade	-	DNP	-	-	-	-	-	-	-	-	-	-	-	-	-	-	-
11-27	vs. Michigan State	-	DNP	-	-	-	-	-	-	-	-	-	-	-	-	-	-	-
12-01	San Jose State	1-0	2	1-2	.500	0-1	.000	0-0	.000	0	0	0	0-0	0	0	0	0	2
12-08	Denver	1-0	1	0-0	.000	0-0	.000	0-0	.000	0	0	0	0-0	0	0	0	0	0
12-14	at Notre Dame	-	DNP	-	-	-	-	-	-	-	-	-	-	-	-	-	-	-

**PLAYER PROFILES**

DATE	OPP	G-GS	MIN	FG-FGA	PCT	3FG-A	PCT	FT-FTA	PCT	OR	DR	TOT	PF-DQ	A	TO	BS	S	PTS
12-21	vs. North Carolina	-	DNP	-	-	-	-	-	-	-	-	-	-	-	-	-	-	-
12-28	Cal State Fullerton	-	DNP	-	-	-	-	-	-	-	-	-	-	-	-	-	-	-
01-02	Washington	-	DNP	-	-	-	-	-	-	-	-	-	-	-	-	-	-	-
01-04	at Washington State	-	DNP	-	-	-	-	-	-	-	-	-	-	-	-	-	-	-
01-11	USC	-	DNP	-	-	-	-	-	-	-	-	-	-	-	-	-	-	-
01-15	Stanford	-	DNP	-	-	-	-	-	-	-	-	-	-	-	-	-	-	-
01-19	California	-	DNP	-	-	-	-	-	-	-	-	-	-	-	-	-	-	-
01-23	at Oregon State	-	DNP	-	-	-	-	-	-	-	-	-	-	-	-	-	-	-
01-26	at Oregon	1-0	2	0-0	.000	0-0	.000	0-0	.000	0	0	0	0-0	0	0	0	0	0
01-30	Colorado	-	DNP	-	-	-	-	-	-	-	-	-	-	-	-	-	-	-
02-02	Utah	1-0	1	0-0	.000	0-0	.000	0-0	.000	0	0	0	0-0	0	0	0	0	0
02-06	at Arizona State	-	DNP	-	-	-	-	-	-	-	-	-	-	-	-	-	-	-
02-08	at Arizona	-	DNP	-	-	-	-	-	-	-	-	-	-	-	-	-	-	-
02-13	Washington State	-	DNP	-	-	-	-	-	-	-	-	-	-	-	-	-	-	-
02-15	Washington	-	DNP	-	-	-	-	-	-	-	-	-	-	-	-	-	-	-
02-20	at Utah	-	DNP	-	-	-	-	-	-	-	-	-	-	-	-	-	-	-
02-22	at Colorado	-	DNP	-	-	-	-	-	-	-	-	-	-	-	-	-	-	-
02-27	Arizona State	-	DNP	-	-	-	-	-	-	-	-	-	-	-	-	-	-	-
02-29	Arizona	-	DNP	-	-	-	-	-	-	-	-	-	-	-	-	-	-	-
03-07	at USC	-	DNP	-	-	-	-	-	-	-	-	-	-	-	-	-	-	-
<b>TOTALS</b>		<b>5-0</b>	<b>7</b>	<b>1-2</b>	<b>.500</b>	<b>0-1</b>	<b>.000</b>	<b>0-0</b>	<b>.000</b>	<b>0</b>	<b>0</b>	<b>0</b>	<b>1-0</b>	<b>0</b>	<b>0</b>	<b>0</b>	<b>0</b>	<b>2</b>

**RUSSELL STONG'S 2018-19 GAME-BY-GAME STATISTICS**

DATE	OPP	G-GS	MIN	FG-FGA	PCT	3FG-A	PCT	FT-FTA	PCT	OR	DR	TOT	PF-DQ	A	TO	BS	S	PTS
11-06	Purdue Fort Wayne	-	DNP	-	-	-	-	-	-	-	-	-	-	-	-	-	-	-
11-09	Long Beach State	-	DNP	-	-	-	-	-	-	-	-	-	-	-	-	-	-	-
11-16	Saint Francis U	-	DNP	-	-	-	-	-	-	-	-	-	-	-	-	-	-	-
11-19	Presbyterian	-	DNP	-	-	-	-	-	-	-	-	-	-	-	-	-	-	-
11-22	vs. Michigan State	-	DNP	-	-	-	-	-	-	-	-	-	-	-	-	-	-	-
11-23	vs. North Carolina	-	DNP	-	-	-	-	-	-	-	-	-	-	-	-	-	-	-
11-28	Hawai'i	-	DNP	-	-	-	-	-	-	-	-	-	-	-	-	-	-	-
12-02	Loyola Marymount	-	DNP	-	-	-	-	-	-	-	-	-	-	-	-	-	-	-
12-08	Notre Dame	-	DNP	-	-	-	-	-	-	-	-	-	-	-	-	-	-	-
12-15	Belmont	-	DNP	-	-	-	-	-	-	-	-	-	-	-	-	-	-	-
12-19	at Cincinnati	-	DNP	-	-	-	-	-	-	-	-	-	-	-	-	-	-	-
12-22	vs. Ohio State	-	DNP	-	-	-	-	-	-	-	-	-	-	-	-	-	-	-
12-29	Liberty	-	DNP	-	-	-	-	-	-	-	-	-	-	-	-	-	-	-
01-03	Stanford	1-0	1	0-1	.000	0-1	.000	0-0	.000	0	0	0	0-0	0	1	0	0	0
01-05	California	1-0	1	0-0	.000	0-0	.000	0-0	.000	0	0	0	0-0	0	0	0	0	0
01-10	at Oregon	-	DNP	-	-	-	-	-	-	-	-	-	-	-	-	-	-	-
01-13	at Oregon State	-	DNP	-	-	-	-	-	-	-	-	-	-	-	-	-	-	-
01-19	at USC	-	DNP	-	-	-	-	-	-	-	-	-	-	-	-	-	-	-
01-24	Arizona State	-	DNP	-	-	-	-	-	-	-	-	-	-	-	-	-	-	-
01-26	Arizona	1-0	1	0-0	.000	0-0	.000	0-0	.000	0	0	0	0-0	0	0	0	0	0
01-30	at Washington State	-	DNP	-	-	-	-	-	-	-	-	-	-	-	-	-	-	-
02-02	at Washington	-	DNP	-	-	-	-	-	-	-	-	-	-	-	-	-	-	-
02-06	Colorado	-	DNP	-	-	-	-	-	-	-	-	-	-	-	-	-	-	-
02-09	Utah	-	DNP	-	-	-	-	-	-	-	-	-	-	-	-	-	-	-
02-13	at California	-	DNP	-	-	-	-	-	-	-	-	-	-	-	-	-	-	-
02-16	at Stanford	-	DNP	-	-	-	-	-	-	-	-	-	-	-	-	-	-	-
02-21	Oregon State	-	DNP	-	-	-	-	-	-	-	-	-	-	-	-	-	-	-
02-23	Oregon	-	DNP	-	-	-	-	-	-	-	-	-	-	-	-	-	-	-
02-28	USC	-	DNP	-	-	-	-	-	-	-	-	-	-	-	-	-	-	-
03-07	at Colorado	1-0	3	0-1	.000	0-0	.000	0-0	.000	0	0	0	0-0	0	0	0	0	0
03-09	at Utah	-	DNP	-	-	-	-	-	-	-	-	-	-	-	-	-	-	-
03-13	vs. Stanford	-	DNP	-	-	-	-	-	-	-	-	-	-	-	-	-	-	-
03-14	vs. Arizona State	-	DNP	-	-	-	-	-	-	-	-	-	-	-	-	-	-	-
<b>TOTALS</b>		<b>4-0</b>	<b>6</b>	<b>0-2</b>	<b>.000</b>	<b>0-1</b>	<b>.000</b>	<b>0-0</b>	<b>.000</b>	<b>0</b>	<b>0</b>	<b>0</b>	<b>0-0</b>	<b>0</b>	<b>1</b>	<b>0</b>	<b>0</b>	<b>0</b>

**2021-22 STATS AND SUPERLATIVES**

		<b>UCLA</b>	<b>Opponent</b>
Points, 1st Half	High Low	55, vs. North Florida (Nov. 17, 2021) 25 (three times), last vs. Akron (March 17, 2022)	45 (twice), last vs. Gonzaga (Nov. 23, 2021) 18, vs. Stanford (Jan. 29, 2022)
Points, 2nd Half	High Low	52 (twice), last at Washington (Feb. 28, 2022) 28, at Colorado (Jan. 22, 2022)	49 (twice), last vs. Arizona (March 12, 2022) 25 (twice), last vs. Washington (Feb. 19, 2022)
Total Points	High Low	100, vs. Long Beach State (Nov. 15, 2021) 57, vs. Akron (March 17, 2022)	87, at Arizona State, 3-OT (Feb. 5, 2022) 43, vs. Stanford (Jan. 29, 2022)
FG Made	High Low	40, vs. Long Beach State (Nov. 15, 2021) 18, at Utah (Jan. 20, 2022)	32, vs. Long Beach State (Nov. 15, 2021) 13, vs. Stanford (Jan. 29, 2022)
FG Attempted	High Low	78 (three times), last at Arizona State, 3-OT (Feb. 5, 2022) 46, vs. Saint Mary's (March 19, 2022)	75, vs. Arizona (Jan. 25, 2022) 44, at Colorado (Jan. 22, 2022)
FG Percentage	High Low	.617 (29-47), vs. Oregon State (Jan. 15, 2022) .297 (19-64), at USC (Feb. 12, 2022)	.582 (32-55), vs. Long Beach State (Nov. 15, 2021) .271 (13-48), vs. Stanford (Jan. 29, 2022)
3-Pt. FG Made	High Low	14 (14-34), vs. Long Beach State (Jan. 6, 2022) 2 (twice), last vs. Oregon State (Jan. 15, 2022)	11 (three times), last at Arizona State, 3-OT (Feb. 5, 2022) 1 (1-14), at California (Jan. 8, 2022)
3-Pt. FG Att.	High Low	34 (14-34), vs. Long Beach State (Jan. 6, 2022) 9 (4-9), vs. Saint Mary's (March 19, 2022)	33 (8-33), at Marquette (Dec. 11, 2021) 11 (7-11), vs. Long Beach State (Nov. 15, 2021)
3-Pt. FG Pct.	High Low	.650 (13-20), at Oregon State (Feb. 6, 2022) .138 (4-29), vs. Stanford (Jan. 29, 2022)	.636 (7-11), vs. Long Beach State (Nov. 15, 2021) .071 (1-14), at California (Jan. 8, 2022)
FT Made	High Low	22 (22-29), at Utah (Jan. 20, 2022) 1 (1-6), vs. Bellarmine (Nov. 22, 2021)	23 (23-28), vs. Arizona (March 12, 2022) 3 (twice), last vs. Arizona State (Feb. 21, 2022)
FT Attempted	High Low	29 (22-29), at Utah (Jan. 20, 2022) 5 (twice), last at Stanford (Feb. 8, 2022)	32 (21-32), vs. Long Beach State (Jan. 6, 2022) 4 (3-4), vs. Arizona State (Feb. 21, 2022)
FT Percentage	High Low	1.000 (twice), last, 11-for-11 vs. Washington State (March 10, 2022) .167 (1-6), vs. Bellarmine (Nov. 22, 2021)	1.000 (13-13), vs. Bellarmine (Nov. 22, 2021) .375 (3-8), vs. CSU Bakersfield (Nov. 9, 2021)
Rebounds, 1st Half	High Low	29, vs. North Florida (Nov. 17, 2021) 6, vs. Oregon State (Jan. 15, 2022)	24, vs. Gonzaga (Nov. 23, 2021) 9, at Stanford (Feb. 8, 2022)
Rebounds, 2nd Half	High Low	25, vs. North Florida (Nov. 17, 2021) 8, vs. California (Jan. 27, 2022)	30, vs. Arizona (Jan. 25, 2022) 9 (twice), last vs. Saint Mary's (March 19, 2022)
Offensive Rebounds	High Low	24, vs. North Florida (Nov. 17, 2021) 4 (three times), last vs. Saint Mary's (March 19, 2022)	21, vs. Arizona (Jan. 25, 2022) 4 (twice), last vs. USC (March 5, 2022)
Defensive Rebounds	High Low	36 (three times), last at Arizona State, 3-OT (Feb. 5, 2022) 15, at Colorado (Jan. 22, 2022)	36, at Arizona (Feb. 3, 2022) 11, vs. Oregon State (Jan. 15, 2022)
Total Rebounds	High Low	54, vs. North Florida (Nov. 17, 2021) 23, vs. Oregon State (Jan. 15, 2022)	49, vs. Arizona (Jan. 25, 2022) 18, at Oregon State (Feb. 26, 2022)
Assists	High Low	24, vs. Long Beach State (Jan. 6, 2022) 5, at California (Jan. 8, 2022)	20, vs. Arizona (March 12, 2022) 4, vs. Akron (March 17, 2022)
Blocked Shots	High Low	8 (twice), last vs. Arizona (Jan. 25, 2022) 0, vs. Saint Mary's (March 19, 2022)	11, vs. Arizona (March 12, 2022) 0 (four times), last vs. USC (March 11, 2022)
Steals	High Low	14, vs. California (Jan. 27, 2022) 2, at UNLV (Nov. 27, 2021)	9, vs. Villanova, OT (Nov. 12, 2021) 0, vs. USC (March 11, 2022)
Turnovers	High Low	16, vs. Washington State (Feb. 17, 2022) 1, vs. USC (March 5, 2022)	25, vs. Long Beach State (Nov. 15, 2021) 5, at UNLV (Nov. 27, 2021)
Personal Fouls	High Low	23, at Arizona (Feb. 3, 2022) 9, vs. Arizona State (Feb. 21, 2022)	23 (twice), last vs. Oregon State (Jan. 15, 2022) 9, vs. North Carolina (March 25, 2022)