

2021 UCLA SOFTBALL QUICK FACTS

Location	J.D. Morgan Center, 325 Westwood Plaza, Los Angeles, CA 90095
Founded	1919
Enrollment	45,742
Nickname	Bruins
Colors	Blue and Gold
Conference	Pac-12
Chancellor	Dr. Gene Block
Director of Athletics	Martin Jarmond
Sr. Associate Athletic Director/SWA	Dr. Christina Rivera
Faculty Athletic Representative	Dr. Michael Teitell
Home Field	Easton Stadium
Capacity	1,328
Head Coach	Kelly Inouye-Perez, 15th Year (UCLA, 1993)
Career Record	625-173-1 (.783)
Assistant Coach	Lisa Fernandez, 23rd Year (UCLA, 1995)
Assistant Coach	Kirk Walker, 20th Year (UCLA, 1988)
Volunteer Assistant	Don Slaught, 2nd Year (UCLA, 1983)
2020 Overall Record	25-1
2020 Pac-12 Record	canceled
2020 Postseason	canceled
2020 Final NFCA/USA Softball Rankings	1st/1st
Letterwinners Returning/Lost	21/1
Starters Returning/Lost	9/0
Pitchers Returning/Lost	3/0
Newcomers	4
All-Time Record	1,963-465-5 (.808)
All-Time NCAA Record	1,802-410-5 (.814)
National Championships	13 (IAIAW - '78, NCAA - '82, '84, '85, '88, '89, '90, '92, '99, '03, '04, '10, '19)
All-Time NCAA Postseason Record	219-59 (.788)
Pac-10/Pac-12 Championships	10 ('88, '89, '90, '91, '93, '99, '02, '06, '09, '19)
All-Time Pac-10/Pac-12 Record	524-201-1 (.722)
Softball SID	James Ybiernas
Ybiernas' Office Phone	(310) 206-8123
Ybiernas' Cell Phone	(818) 635-8873
Ybiernas' E-mail	jamesy@athletics.ucla.edu
Athletic Communications Fax	(310) 825-8664
Website	www.uclabruins.com

2021 UCLA SOFTBALL ROSTER

NO	NAME	POS	HT	B/T	YR	EXP	HOMETOWN (HIGH SCHOOL/LAST SCHOOL)
00	Rachel Garcia	P/1B	5-6	R/R	R-SR	3V	Palmdale, Calif. (Highland HS)
3	Briana Perez	INF	5-7	L/R	R-JR	2V	Martinez, Calif. (Alhambra HS)
4	Holly Azevedo	P	5-9	R/R	R-JR	2V	San Jose, Calif. (Pioneer HS)
5	Julie Rodriguez	OF	5-3	L/L	SR	3V	Norwood, N.J. (Northern Valley Old Tappan HS)
7	Maya Brady	UTIL	5-10	L/R	R-FR	RS	Thousand Oaks, Calif. (Oaks Christian HS)
8	Megan Faraimo	P/1B	6-0	R/R	R-SO	1V	Vista, Calif. (Cathedral Catholic HS)
10	Malia Quarles	INF	5-5	R/R	SR	3V	Cerritos, Calif. (Gahr HS)
11	Seneca Curo	UTIL	5-7	R/R	R-FR	RS	Barona, Calif. (Ramona HS)
12	Lexi Sosa	P/UTIL	5-10	R/R	R-FR	RS	Carmel Valley, Calif. (Mater Dei Catholic HS)
13	Carson Armijo	OF	5-10	R/R	FR	HS	Plano, Texas (Plano East Senior HS)
14	Kelli Godin	OF	5-6	L/R	R-SO	1V	Seal Beach, Calif. (Mater Dei HS)
18	Sara Rusconi Vicinanza	C	5-9	R/R	R-FR	RS	San Diego, Calif. (Cathedral Catholic HS)
19	Alyssa Garcia	C/1B	5-9	L/R	R-FR	RS	Chula Vista, Calif. (Mater Dei Catholic HS)
20	Anna Vines	UTIL	5-5	L/R	R-SO	1V	Temecula, Calif. (Vista Murrieta HS)
21	Grace Guzman	OF	5-4	L/R	FR	HS	Napa, Calif. (Napa HS)
23	Aaliyah Jordan	OF	5-7	L/R	R-JR	2V	Chula Vista, Calif. (Bonita Vista HS)
24	Thessa Malau'ulu	INF	5-7	L/R	FR	HS	Long Beach, Calif. (St. Anthony HS)
25	Taylor Sullivan	C	5-8	R/R	R-SO	1V	Waimea, Hawai'i (Kamehameha Schools)
32	Alana Snow	UTIL	5-9	L/R	SR	3V	Carlsbad, Calif. (Carlsbad HS)
33	Taylor Edwards	UTIL	5-6	L/L	R-FR	RS	Carson, Calif. (Carson HS)
37	Kinsley Washington	INF	5-8	L/R	R-JR	2V	Whittier, Calif. (La Salle HS)
43	Jenavee Peres	C	5-6	R/R	R-SR	RS	Garden Grove, Calif. (Garden Grove HS/San Diego State)
48	Bubba Nickles	UTIL	5-8	R/R	R-SR	3V	Merced, Calif. (Merced HS)
94	Lauryn Carter	OF	5-10	R/R	FR	HS	Inglewood, Calif. (Junipero Serra HS)
97	Delanie Wisz	INF	5-6	R/R	R-JR	RS	Orcutt, Calif. (Righetti HS/Loyola Marymount)

Head Coach: Kelly Inouye-Perez, 15th Year as Head Coach, 28th Year at UCLA (UCLA, 1993)

Assistant Coach: Lisa Fernandez, 23rd Year (UCLA, 1995)

Assistant Coach: Kirk Walker, 20th Year (UCLA, 1988)

Volunteer Assistant Coach: Don Slaught, 2nd Year (UCLA, 1983)

Director of Softball Operations: Claire Donyanavard, 6th Year (UIC, 2011)

Assistant Athletic Trainer: Kaitlyn Gustafson, 1st Year (SUNY Buffalo State, 2015)

Assistant Athletic Performance Coach: Adam Garner, 5th Year (Oklahoma, 2014)

PRONUNCIATION GUIDE


Carson Armijo (r-ME-ho); **Holly Azevedo** (as-uh-VEE-dough); **Seneca Curo** (CUR (rhymes with fur)-oh);

Megan Faraimo (fuh-RAY-mo); **Kelli Godin** (good-in); **Kelly Inouye-Perez** (e-NOY); **Aaliyah Jordan** (uh-lee-uh);

Thessa Malau'ulu (tessa MA-la-oo-loo); **Bubba Nickles** (nickels); **Jenavee Peres** (JEN-uh-vee); **Briana Perez** (bre-ANN-na);

Sara Rusconi Vicinanza (RUS-cone-e vee-chee-NAHN-zuh); **Alana Snow** (uh-lawn-uh); **Delanie Wisz** (wiz)





00
RACHEL GARCIA
 P/1B • 5-6 • R-SR • B/T: R/R
 PALMDALE, CALIF.



3
BRIANA PEREZ
 INF • 5-7 • R-JR • B/T: L/R
 MARTINEZ, CALIF.



4
HOLLY AZEVEDO
 P • 5-9 • R-JR • B/T: R/R
 SAN JOSE, CALIF.



5
JULIE RODRIGUEZ
 OF • 5-3 • SR • B/T: L/L
 NORWOOD, N.J.



7
MAYA BRADY
 UTIL • 5-10 • R-FR • B/T: L/R
 THOUSAND OAKS, CALIF.



8
MEGAN FARAIMO
 P/1B • 6-0 • R-SO • B/T: R/R
 VISTA, CALIF.



10
MALIA QUARLES
 INF • 5-5 • SR • B/T: R/R
 CERRITOS, CALIF.




11
SENECA CURO
 UTIL • 5-7 • R-FR • B/T: R/R
 BARONA, CALIF.




12
LEXI SOSA
 P/UTIL • 5-10 • R-FR • B/T: R/R
 CARMEL VALLEY, CALIF.




13
CARSON ARMIJO
 OF • 5-10 • FR • B/T: R/R
 PLANO, TEXAS



14
KELLI GODIN
 OF • 5-6 • R-SO • B/T: L/R
 SEAL BEACH, CALIF.



18
SARA RUSCONI VICINANZA
 C • 5-9 • R-FR • B/T: R/R
 SAN DIEGO, CALIF.



19
ALYSSA GARCIA
 C/1B • 5-9 • R-FR • B/T: L/R
 CHULA VISTA, CALIF.



20
ANNA VINES
 UTIL • 5-5 • R-SO • B/T: L/R
 TEMECULA, CALIF.




21
GRACE GUZMAN
 OF • 5-4 • FR • B/T: L/R
 NAPA, CALIF.



23
AALIYAH JORDAN
 OF • 5-7 • R-JR • B/T: L/R
 CHULA VISTA, CALIF.



24
THESSA MALAU'ULU
 INF • 5-7 • FR • B/T: L/R
 LONG BEACH, CALIF.




25
TAYLOR SULLIVAN
 C • 5-8 • R-SO • B/T: R/R
 WAIMEA, HAWAII



32
ALANA SNOW
 UTIL • 5-9 • SR • B/T: L/R
 CARLSBAD, CALIF.




33
TAYLOR EDWARDS
 UTIL • 5-6 • R-FR • B/T: L/L
 CARSON, CALIF.



37
KINSLY WASHINGTON
 INF • 5-8 • R-JR • B/T: L/R
 WHITTIER, CALIF.




43
JENAVEE PERES
 C • 5-6 • R-SR • B/T: R/R
 GARDEN GROVE, CALIF.



48
BUBBA NICKLES
 UTIL • 5-8 • R-SR • B/T: R/R
 MERCED, CALIF.



94
LAURYN CARTER
 OF • 5-10 • FR • B/T: R/R
 INGLEWOOD, CALIF.



97
DELANIE WISZ
 INF • 5-6 • R-JR • B/T: R/R
 ORCUTT, CALIF.



KELLY INOUE-PEREZ
HEAD COACH
15TH YEAR
UCLA, 1993
RECORD: 625-173-1 (.783)

Kelly Inoue-Perez is beginning her 15th season as the Bruins' head coach in 2021 and has an overall record of 625-173-1 (.783) through 14 campaigns. During the 2020 abbreviated season due to the COVID-19 pandemic, the Bruins posted a 25-1 record, with the .962 winning percentage ranking first in the nation. The Bruins were voted the No. 1 team in the nation in the final NFCA, USA Softball and D1Softball polls. As a team, UCLA was also first in strikeout-to-walk ratio (10.52), second in batting average (.368) and earned run average (1.20), fourth in runs per game (7.69), sixth in slugging percentage (.594) and tied for ninth in doubles (45). Megan Faraimo led the nation with a 29.80 strikeout-to-walk ratio, ranked second with 149 strikeouts and was tied for second with 13 victories, earning Softball America Pitcher of the Year honors. In addition, Maya Brady was named Softball America Freshman Player of the Year. (No All-American, All-Region or All-Pac-12 awards were given).

In 2019, Inoue-Perez guided the Bruins to their 13th National Championship and 12th NCAA title. The Bruins never trailed at the Women's College World Series, as Inoue-Perez won her 600th career game in the title-clinching victory over Oklahoma. During their 5-0 run in Oklahoma City, UCLA led the WCWS field in batting average (.310), earned run average (1.84), home runs (12), on base percentage (.392), runs scored (37) and slugging (.574). The Bruins also led the entire NCAA Tournament in average (.317), runs (79), slugging (.548) and homers (18).

Rachel Garcia was named the Most Outstanding Player of the WCWS and was joined on the All-Tournament Team by Aaliyah Jordan, Bubba Nickles and Kinsley Washington. Garcia was also selected as the Collegiate Woman Athlete of the Year (Honda Cup), USA Softball Collegiate Player of the Year, NFCA National Pitcher of the Year, Softball America and ESPNW POY and Pac-12 Conference Player and Pitcher of the Year. Six Bruins earned All-American status (Garcia - First Team NFCA and SA, Nickles - First Team SA and Second Team NFCA, Briana Perez - First Team SA, Kelli Godin - Second Team SA, Taylor Pack - Third Team SA, Megan Faraimo - Third Team SA, Pac-12 Freshman of the Year). Seven players were also honored on the All-Region and All-Pac-12 teams.

The Bruins, who had 14 comeback victories, went 56-6 and tied for first in the Pac-12 Conference (20-4), UCLA's first league title since 2009. The Bruins finished the season ranked second in ERA (1.43), third in average (.339) and strikeout-to-walk ratio (5.52), fourth in runs per game (7.03), seventh in on base (.416), eighth in slugging (.547), tied for eighth in shutouts (20), 11th in homers (78), 20th in fielding percentage (.974) and tied for 20th in doubles (90).

Inoue-Perez and her staff were named the 2019 NFCA National Coaching Staff of the Year, the second time in a decade they earned the award (2010), and NFCA Regional Coaching Staff of the Year (fifth time).

In 2018, the Bruins again advanced to the WCWS, going 58-7 and placing second in the Pac-12 (20-4). The 58 victories, tied for the most in the nation in 2018, were the most for a Bruin team since 2001. UCLA won the first 25 games of the season, was the last undefeated team in the country and had 14 comeback wins. UCLA finished second in the nation in batting (.335), fifth in runs per game (6.32), sixth in slugging (.520), ninth in on base percentage (.404), 10th in homers (68), tied for 10th in doubles (88) and 12th in ERA (1.83).

Garcia was named the Honda Sport Award winner for softball, as well as NFCA, USA Softball and ESPNW National Player of the Year. Garcia was a First Team NFCA All-American, along with Jordan, while Kylee Perez was named Second Team All-American. Seven Bruins were named NFCA All-Region to tie a school record, and six were honored on the All-Pac-12 Teams, with Garcia earning POY honors and Jordan picking up Freshman of the Year and Batting Champion accolades. On Feb. 25, 2018, Inoue-Perez won the 500th game of her head coaching career with a victory over Missouri. In the classroom, the 2018 Graduation Success Rate was at 100 percent, the sixth-straight season UCLA softball accomplished that feat.

In 2017, the Bruins went 48-15 and tied for third in the Pac-12 (16-8). UCLA finished third in the nation in homers (78) and doubles (97) and seventh in slugging (.521). Garcia, the NFCA National Freshman of the Year, was also an NFCA Second Team All-American, with five Bruins earning NFCA All-West Region First Team accolades, as well as All-Pac-12 nods.

In 2016, the Bruins advanced to the WCWS after winning the final two games of the Eugene Super Regional to oust Oregon. UCLA went 40-16-1 and placed second in the Pac-12 (16-5-1). The Bruins led the nation in double plays turned with 45 and also ranked in the Top 31 in five other categories. Three Bruins earned NFCA All-American honors, with Mysha Sataraka and Delaney Spaulding receiving Second Team accolades and Alexis Bennett picking up Third Team plaudits. In addition, six players earned All-Region honors and five were named to the All-Pac-12 Teams. On Feb. 13, 2016, Inoue-Perez won her 400th career game against Wichita State. Inoue-Perez and her staff were named the NFCA West Region Coaching Staff of the Year for the third season in a row and fourth time during Inoue-Perez's head coaching tenure (2010).

In 2015, the Bruins went 51-12, finishing second in the Pac-12 (19-5). The Bruins, who led all NCAA Tournament teams in homers during the postseason with 17, were tops in the country in batting (.367), second in on base percentage (.467), tied for second in doubles (107), fourth in runs scored (7.92) and slugging (.608) and 11th in homers (89). The Bruins set single-season school records in average, slugging, on base, runs, RBI and walks. Four Bruins were named NFCA All-Americans, with Bennett and Ally Carda earning First Team honors and Spaulding and Stephany LaRosa being named Second Team. A school-record seven Bruins were named NFCA West All-Region, while seven were honored on the All-Pac-12 teams, including Carda, the back-to-back Player of the Year.

In 2014, the Bruins recorded the nation's best winning percentage (.867) with a 52-8 record. Inoue-Perez picked up her 300th career coaching victory at Hawai'i on Feb. 8. The Bruins finished second in the Pac-12 (19-5) and tied for ninth nationally, reaching the Super Regional round of the NCAA Tournament. UCLA ranked fourth in the country in slugging and ninth in average and homers per game. Carda and LaRosa each earned First Team All-American accolades, with Carda also being named a Top Three finalist for the USA Softball National Player of the Year Award and Pac-12 Player of the Year. Six Bruins were named All-Region and seven were honored on the All-Pac-12 Teams.

The Bruins posted a 40-20 record in 2013, tying for fifth in the Pac-12 with a 10-14 mark and reaching the Regional Championship game of the Louisville Regional. B.B. Bates was named Second Team NFCA All-American, four were honored on the All-Region squad and six earned All-Pac-12 accolades.

In 2012, UCLA went 36-20 and tied for fourth in the Pac-12 with a 12-12 record. Four Bruins earned All-American honors, tied for the most for any school in 2012, as LaRosa was named First Team, Andrea Harrison and Katie Schroeder Second Team and Samantha Camuso Third Team. Seven were named to the All-Pac-12 Team, including Freshman of the Year LaRosa, while six were All-Region winners.

In 2011, UCLA recorded a 36-19 mark and tied for sixth in the Pac-10 (9-12). Six Bruins were honored on the All-Conference Teams, while Harrison was named First Team All-Region and All-American. Inoue-Perez earned her 200th career victory on March 11 against Sacramento State.

Inoue-Perez led the UCLA softball program to its 12th national title and 11th NCAA Championship in 2010. The Bruins (50-11) went a perfect 10-0 in the postseason, including 5-0 at the Women's College World Series. UCLA set numerous WCWS records, including the most home runs in one tournament with 14. Megan Langenfeld was named the Most Outstanding Player of the WCWS, while Camuso and Harrison each earned All-Tournament honors. Following the season, Inoue-Perez and her staff were honored as the NFCA National Coaching Staff of the Year. UCLA set a single-season school record for home runs with 108. Langenfeld and GiOnna DiSalvatore were each named to the NFCA All-American First Team. The Bruins also had three players named to the All-Region Team and eight honored by the Pac-10.

In 2009, she led the Bruins to a Pacific-10 Conference Championship, as UCLA went 45-11 overall and 16-5 in league play. She was named Pac-10 Coach of the Year and earned her 100th career victory on Feb. 22 against Maryland. In 2008, the Bruins went 51-9 and advanced to the WCWS, finishing second in the Pac-10 with a 17-4 record. In her first season at the helm of UCLA in 2007, Inoue-Perez posted a 37-18 overall record and a 12-9 Pac-10 mark (T-3rd).

Over Inoue-Perez's 14 seasons, the Bruins have earned 32 NFCA All-American awards, 67 All-Region honors and 89 All-Pac-10/12 accolades.

Inoue-Perez, just the third head coach in UCLA softball history, officially took over the reins from Sue Enquist on Jan. 1, 2007. Enquist announced her retirement as head coach on Sept. 26, 2006.

No stranger to the Bruin dugout, Inoue-Perez starts her 33rd straight season in Westwood in 2021. She is a link to five decades of Bruin softball success, joining the UCLA softball program as a freshman in 1989. Inoue-Perez's time is highlighted by eight NCAA Championships and nine Pac-10/12 titles in her previous 32 years, spending five campaigns as a player and 13 as an assistant coach.

Over Inoue-Perez's 13 seasons (1994-2006) as an assistant coach, UCLA was 617-150-1 (.804) and appeared in the NCAA title game seven times, winning the NCAA Championship in the 1999, 2003 and 2004 seasons. The Bruins also won three Pac-10 titles during that span (1999, 2002, 2006) and in 2004 were named the National Coaching Staff of the Year by the National Fastpitch Coaches Association (NFCA).

Inoue-Perez's primary responsibility as an assistant coach was guiding the Bruin pitchers and catchers, a list which includes many of the most honored and recognizable names in collegiate softball. Behind the dish, where Inoue-Perez also starred as a three-time All-Pac-10 honoree during her playing days at UCLA, she helped mold and influence arguably the best catcher in the history of USA Softball in Stacey Nuveman. Under Inoue-Perez's tutelage, Nuveman became a three-time Pac-10 Player of the Year, four-time, First Team All-American and the NCAA's all-time single-season and career home run leader.

Among the other pitching highlights accomplished by the Bruins over her 13 years as an assistant included at least one All-American award earned by a UCLA pitcher in 12 of those campaigns, including Pac-10 Pitchers of the Year Courtney Dale (1999) and Keira Goerl (2003), DeeDee Weiman, four-time Olympian Tanya Harding and two-time Olympian Amanda Freed.

In addition, nearly every UCLA pitching record has been set during the time Inoue-Perez has overseen the Bruin battery and the top five pitchers on UCLA's career wins list, Goerl, Selden, Carda, Freed and B'Ann Burns, were coached by her.

As a player, Inoue-Perez was an exceptionally strong fielder behind the dish for the Bruins. She made her mark immediately as a collegiate player, earning First Team All-Pac-10 as a true freshman and Second Team as a sophomore, leading the Bruins to the 1989 and 1990 NCAA Championships before receiving a medical redshirt in 1991 due to shoulder surgery.

She came back strong in 1992, picking up Second Team All-Pac-10 honors as the Bruins once again won the national championship and finished with a 54-2 record, the fewest losses in a season in program history. Inoue-

KELLY INOUE-PEREZ'S HEAD COACHING RECORD			
YEAR	RECORD	PAC-10/12	POSTSEASON
2007	37-18 (.673)	12-9 (T-3rd)	1-2 (T-17th - Regionals)
2008	51-9 (.850)	17-4 (2nd)	6-2 (T-5th - WCWS)
2009	45-11 (.804)	16-5 (1st)	4-2 (T-9th - Super Regionals)
2010	50-11 (.820)	14-7 (2nd)	10-0 (1st - National Champions)
2011	36-19 (.655)	9-12 (T-6th)	3-2 (T-17th - Regionals)
2012	36-20 (.643)	12-12 (T-4th)	0-2 (T-17th - Regionals)
2013	40-20 (.667)	10-14 (T-5th)	3-2 (T-17th - Regionals)
2014	52-8 (.867)	19-5 (2nd)	4-2 (T-9th - Super Regionals)
2015	51-12 (.810)	19-5 (2nd)	6-2 (T-5th - WCWS)
2016	40-16-1 (.711)	16-5-1 (2nd)	5-3 (T-7th - WCWS)
2017	48-15 (.762)	16-8 (T-3rd)	6-2 (T-5th - WCWS)
2018	58-7 (.892)	20-4 (2nd)	8-3 (3rd - WCWS)
2019	56-6 (.903)	20-4 (T-1st)	10-1 (1st - National Champions)
2020	25-1 (.962)	canceled	canceled
TOTALS	625-173-1 (.783)	200-94-1 (.680)	66-25 (.725)

Perez also was named to the 1992 All-Women's College World Series Team, going 5-for-12 (.417) with four RBI during WCWS play. She wrapped up her career as a fifth-year senior in 1993 with an NCAA runner-up finish. Impressively, Inouye-Perez did not commit a single fielding error during her final two seasons.

Among the UCLA pitchers during her five seasons as a player were Lisa Longaker and Lisa Fernandez, both of whom were named to the NCAA's 25th Anniversary All-WCWS Team. During her UCLA career, Inouye-Perez played in 22 Women's College World Series games, a mark that is tied for third-best in UCLA history behind only Lisa Fernandez and Kristy Howard (23). Inouye-Perez graduated from UCLA in 1993 with a B.A. in psychology and earned her master's degree in physical education from Azusa Pacific University in 2004.

Prior to college, Inouye-Perez was one of the top players during her ASA days, winning four national championships, with the Panthers (1984, '85 and '89) and the Raiders (1986). She also competed on an international level in Japan in 1985 and in Peru in 1987 (Pan American Qualifier) and followed her collegiate career with time playing on the NPF Pro Tour.

Inouye-Perez and her husband, Gerardo Perez, currently reside in Cerritos. Along with Kelly's exploits on the diamond, Gerardo competed as a catcher/DH for Cerritos College from 1988-90 and helped lead the Falcons to the 1989 Junior College National Championship. After a stellar career at Cerritos, he went on to compete at Loyola Marymount, earning First Team All-West Coast Conference honors his junior and senior seasons. He currently teaches health and coaches baseball at Gahr High School in Cerritos. The couple has two children, Michael (21), a junior on the UCLA baseball team, and Kylie (16).



LISA FERNANDEZ
ASSISTANT COACH
23RD YEAR • UCLA, 1995

One of the most recognizable names in the sport of softball, Lisa Fernandez begins her 23rd season on the Bruin coaching staff in 2021.

This is Fernandez's second stint as a full-time assistant coach for UCLA (1997-99, 2007-present), also serving as a volunteer assistant from 2000-04. In 22 previous seasons with Fernandez on staff, the Bruins have posted a 1,019-263-2 (.794) record and have claimed five NCAA Championships in 1999, 2003, 2004, 2010 and 2019. UCLA has also won Pac-10/12 titles in 1999, 2002, 2009 and 2019. The program has been honored as the NFCA National Coaching Staff of the Year three times in 2004, 2010 and 2019 and NFCA Regional CSOY six times in 2000, '10, '14, '15, '16 and '19. Arguably the greatest pitcher in softball history, Fernandez has coached nine Bruin hurlers to 18 NFCA All-American awards.

In November 2013, Fernandez was inducted into the ASA/USA Softball National Hall of Fame, joining Sharron Backus, Gina Vecchione, Sheila Cornell, Dot Richardson and Sue Enquist. A decade prior, she was inducted into the UCLA Athletics Hall of Fame in 2003.

Fernandez is a three-time Olympic Gold Medalist, having helped Team USA to victories in the 1996, 2000 and 2004 Olympic Games. In 1996, Fernandez shined in the United States' 3-1 gold-medal victory over China, recording the final three outs to earn a save. She went 1-1 with a 0.33 ERA in softball's inaugural appearance in the Olympics in Atlanta.

In the 2000 Sydney Games, Fernandez pitched the U.S. to victory in both the semifinal win over Australia and the gold-medal game against Japan. She established an Olympic single-game strikeout record with 25 in a round-robin game against Australia and posted a 0.47 earned run average and 52 strikeouts. In 2004, Fernandez was Team USA's top hitter and pitcher, posting a .545 batting average (12-for-22), which set a new record for an Olympic tournament. For the third-consecutive Games, she was also in the circle for the final out of the gold-medal contest, a 5-1 victory over Australia. Fernandez was selected as an alternate to the 2008 Olympics in Beijing.

In 1999, Fernandez was named the ASA/USA Softball Female Athlete of the Year. As a pitcher and third baseman, she helped the USA Softball Women's National Team to gold medals at both the Pan American Games and the Canada Cup. She also helped the California Commotion win the ASA Women's Major Fast Pitch championship for the fourth consecutive time.

Fernandez played at UCLA from 1990-93 and completed her psychology degree in 1995. A three-time winner of the sport's Honda Award, Fernandez became the first softball player to win the prestigious Honda-Broderick Cup in 1993, given to the most outstanding collegiate female athlete in all sports. A four-time, First Team All-American, Fernandez led the Bruins to two national championships (1990 & 1992) and two runner-up finishes (1991 & 1993). She was also All-Region and All-Pac-10 First Team each season and Pac-10 Player of the Year her final three years.

With a miniscule 0.22 earned run average, Fernandez went 93-7 with 784 strikeouts. Her ERA ranks second in NCAA history and her 74 shutouts are tops at UCLA and tied for ninth in the NCAA annals. In her junior and senior seasons, Fernandez had the lowest ERA in the nation (0.14 in 1992, 0.25 in 1993), sporting a perfect 29-0 mark in '92. She tossed 11 career no-hitters, including a pair in the 1993 Women's College World Series, along with two perfect games. She ranks second in UCLA history in ERA and sixth in wins and strikeouts.

Fernandez was just as powerful at the plate, batting .382 with 15 home runs and 128 runs batted in. She hit .401 in her junior season, but eclipsed that mark by more than 100 points in her senior campaign, batting an NCAA-best .510 with 11 homers and 45 RBI. Fernandez ranks in the UCLA Top 10 in numerous offensive categories, including fifth in hits.

Fernandez and Mike Lujan, who were married in August 2002, have two sons, Antonio (15) and Cruz (8), and reside in Long Beach.



KIRK WALKER
ASSISTANT COACH
20TH YEAR • UCLA, 1988

Fresh off helping the Bruins to a National Championship in 2019, Kirk Walker begins his 20th season on the UCLA coaching staff in 2021 and his ninth year since returning to Westwood on Aug. 7, 2012. Walker, who was the head softball coach at Oregon State from 1995-2012, previously was a member of the Bruin staff from 1984-94. In 18 years on the Bruins' staff, Walker has a coaching record of 635-120-1 (.841). UCLA was honored as the NFCA Regional Coaching Staff of the Year in 2014, 2015, 2016 and 2019.

During the summer of 2017, Walker was an assistant coach on the USA Softball Junior Women's National Team, featuring Bruins Holly Azevedo and Bubba Nickles, which won gold at the WBSC Junior Women's World Championship.

Walker returned to UCLA after spending nearly two decades at Oregon State. The all-time winningest coach in program history and the fifth-winningest in Oregon State history regardless of sport, Walker posted a 594-490-3 record (.548 winning percentage) and eight seasons with at least 40 wins. The Beavers made the postseason 10 times with Walker at the helm, including the 2012 campaign, which saw Oregon State post a 36-23 mark and set team records for runs batted in (269) and runs scored (301). Under Walker's tutelage, the Beavers earned 79 All-Pac-10/12 honors, 28 All-Region accolades and 10 All-American awards.

In 2006, Walker led the Beavers to their first-ever appearance in the Women's College World Series, as OSU posted a school-record, 28-game winning streak and reached No. 5 in the national rankings with a 43-16 overall mark. In 2005, he guided Oregon State (43-16) to its first-ever Pac-10 Championship (and the first regular-season Pac-10 title for any OSU women's sports program), earning Conference Coach of the Year honors for the second time (1999). The most wins in a season for Oregon State came in 1999, when the Beavers had 47 victories and went to the postseason for the first time in program history. Along with his Pac-10 COY award, Walker's staff was named the Speedline Pacific Region Co-Coaching Staff of the Year.

Walker has also earned coaching acclaim away from the collegiate level. He was named one of 12 coaches to form the USA Softball National Team Coaches Pool through the 2004 Olympic Games in Athens. Walker served as an assistant for the USA Elite Team for three summers (2002-04), and also assisted the USA Red National Team during the summer of 2001.

He was the head coach of the four-time USA Women's Major National Champion California Commotion from 1996-1999, and will be head coach of the Commotion again as they start back up in the National Pro Fastpitch league in the summer of 2020.

In addition, Walker was named the Most Valuable Pitcher in the summer of 2015 after winning his first National Championship as a player at the NAFA Men's Masters 40 and over National Championships in Carson City, Nevada. He claimed his second National Title in the summer of 2019 and was named to the All-World Team for the sixth time.

Walker spent 11 years at UCLA from 1984-94. The Bruins won National Championships six times with Walker on the staff ('84, '85, '88, '89, '90 and '92). He earned his bachelor's degree in kinesiology from UCLA in 1988. The Woodland Hills, Calif. native has an adopted daughter, Ava, with his ex-partner. A visible and vocal advocate for diversity and inclusion in sports across the country, he is one of the founders of the Equality Coaching Alliance and the LGBT Sports Coalition. Walker also serves as a founding board member for the non-profit Sports Equality Foundation along with being the chair of the UCLA Athlete Allies committee for UCLA Athletics.



DON SLAUGHT
VOLUNTEER ASSISTANT COACH
SECOND YEAR • UCLA, 1983

Head coach Kelly Inouye-Perez has announced the addition of UCLA baseball alum and former Major League Baseball player Don Slaught as a volunteer assistant coach on the UCLA softball coaching staff.

"We are very excited to add Don Slaught to our 2019-2020 coaching staff," Inouye-Perez said. "Don is a respected hitting instructor in Major League Baseball, and all levels of collegiate baseball and softball. Don is the owner of the hitting analysis program, RightView Pro (RVP), which UCLA softball has used since Sue Enquist was the head coach. He is also a partner with OnBaseU, which I believe will be a big part of our continued success with our lineup, as we are always looking to stay ahead of the game with the most current information regarding the biomechanics of the swing. As a Bruin alum, we welcome him back to the UCLA family."

Slaught played on the UCLA baseball team for three seasons (1977-1980), holding a .342 batting average, 11 home runs, 80 runs batted in, 24 doubles, 16 stolen bases and 38 walks to just 25 strikeouts. He led the Bruins with a .428 batting average in '79, the second-best, single-season total in school history. Slaught, a member of the UCLA Baseball Hall of Fame, was named All-Conference in 1979 and 1980 on the field, while off the field, he was a 1979 CoSIDA Academic All-America selection.

His 16-year MLB career saw him play in 1,327 games with the Kansas City Royals (1982-1984), Texas Rangers (1985-1986), New York Yankees (1987-1989), Pittsburgh Pirates (1990-1995), California Angels (1996), Chicago White Sox (1996) and San Diego Padres (1997). He hit .283 in over 4,000 at-bats, recording 77 homers, 476 RBI, 311 walks, 235 doubles and 28 triples. Slaught played in four postseasons, including three straight ('90-'92) with the Pirates.

Slaught spent two seasons as the hitting coach for the Detroit Tigers (2005-2006). The Long Beach native is the founder and owner of RightView Pro, the first video analysis system for baseball and softball licensed by Major League Baseball, the MLB Players Association and National Pro Fastpitch. Slaught is also a partner in OnBaseU, an educational organization dedicated to the study of how the human body functions in relation to baseball and softball.



#00 RACHEL GARCIA
PITCHER/1B • B/T: R/R
5-6 • RS SENIOR
PALMDALE, CALIF.

USA SOFTBALL - 2020

Garcia, who was named to the United States Softball Olympic Team in October 2019, spent 2020 with Team USA on the Stand Beside Her Tour and redshirted with UCLA ... was also named the 2019 LA Sports Awards Sportswoman of the Year in January and a finalist for the 2019 Women's Sports Foundation Sportswoman of the Year Award.

2019

Earned numerous awards in her redshirt junior season, including Collegiate Woman Athlete of the Year (Honda Cup), USA Softball Collegiate Player of the Year, NFCA National Pitcher of the Year and Pac-12 Conference Player and Pitcher of the Year ... was also named a First Team All-American by the NFCA and Softball America, SA and ESPNW Player of the Year, NFCA All-West Region First Team and All-Pac-12 First Team, while also getting nominated for the ESPY for Best College Athlete and the

James E. Sullivan Award ... was a four-time Pac-12 Pitcher of the Week (Feb. 12, Feb. 19, Feb. 26, March 19), and was named NFCA National Player, USA Softball National Player and Pac-12 Player of the Week on March 19 ... went 29-1 in the circle with a 1.14 earned run average and 286 strikeouts in 202 innings ... in 36 appearances and 25 starts, she went the distance 19 times with seven solo shutouts, adding four saves and a .162 opponents' batting average ... ranked seventh in the nation in ERA and strikeout-to-walk ratio (6.65), eighth in strikeouts, tied for ninth in wins, 12th in hits allowed per seven innings (4.05), tied for 29th in saves and tied for 31st in shutouts ... was first among Pac-12 pitchers in ERA and wins, second in strikeouts and opponents' batting average, tied for second in saves and fourth in innings ... hit .343 with 11 home runs and 57 runs batted in (third on the team, tied for seventh in the Pac-12) ... led the team with 35 walks (third in the Pac-12) and five sacrifice flies (first in the Pac-12, tied for 14th nationally), adding 34 runs scored, nine doubles, a .599 slugging and a .449 on base percentage ... was the Most Outstanding Player of the Women's College World Series, going 5-0 in the circle with a 1.75 earned run average and 33 strikeouts in 36 innings ... went the distance four times in Oklahoma City, including a 10-inning, 16-strikeout shutout against No. 3 Washington (June 2), capping the game off on the offensive end with a walk-off, three-run homer to propel the Bruins into the WCWS Championship Series ... hit another homer versus No. 1 Oklahoma in Game 1 of the WCWS Championship Series (June 3), batting .333 (5-for-15) with two homers, eight RBI and five walks in OKC ... led all WCWS pitchers in wins and was second in strikeouts, and was also first in RBI ... during the entire NCAA Tournament, Garcia was 9-0 in the circle with a 1.49 ERA and 79 strikeouts in 65 2/3 innings, while also batting .300 (9-for-30) with three homers, 16 RBI and eight walks ... led all postseason players in wins and RBI ... recorded 13 double-figure strikeout games ... had 12 multiple-hit games and 12 multi-RBI contests ... recorded a seven-game hitting streak from May 19-June 3, batting .409 (9-for-22) with three homers and 15 RBI ... struck out four in WCWS Championship Series Game 2 versus Oklahoma (June 4), adding four RBI in Game 1 ... fanned seven against No. 8 Minnesota (May 30) and six versus No. 6 Arizona (May 31) ... struck out 15 in 8 2/3 innings in the Super Regional sweep against No. 14 James Madison (May 24-25), fanning 12 in Game 1 to go with a pair of hits and four RBI, including a three-run homer ... struck out 31 in 21 innings at the L.A. Regional (May 17-19) ... fanned 13 in the Regional opener versus Weber State (May 17), retiring all 18 batters she faced in a combined no-hitter ... fanned 15 against No. 6 Arizona on May 9, hitting .400 (4-for-10) with a homer and three RBI in the series (May 9-11) ... was 5-for-10 (.500) in the series at Oregon State (April 18-20) ... struck out 12 in a three-hit shutout at Arizona State on April 6 ... fanned 11 at CSUN on March 24 ... did not allow a run in the three-game sweep at No. 5 Washington (March 15-17), striking out 16 in 12 innings ... was 6-for-10 (.600) at the plate in the series with two homers and eight RBI, going 4-for-4 with six RBI, including a three-run homer, in game three ... struck out 23 in 11 2/3 innings on March 9 in wins over BYU (12) and Liberty (11) ... was 4-for-4 with five RBI, including a three-run homer, on Feb. 27 against No. 3 Florida, striking out 10 versus the Gators in a win two days later ... struck out 15 in a win over No. 4 Oklahoma on Feb. 22 ... fanned 13 against Ole Miss on Feb. 16, adding 14 strikeouts a day later versus Loyola Marymount ... struck out 15 in a one-hit shutout at Hawai'i on Feb. 8.

USA SOFTBALL - 2019

Garcia won gold medals with the USA Softball Women's National Team at the USA Softball

Year	avg	gp-gs	ab	r	h	2b	3b	hr	rbi	tb	slg%	bb	hbp	so	gdp	ob%	sf	sh	sb-att	po	a	e	fld%
2017	.325	60-60	169	17	55	12	0	8	29	91	.538	21	0	14	3	.400	0	2	0-0	11	24	0	1.000
2018	.339	60-60	174	29	59	6	0	11	54	98	.563	23	1	26	3	.407	6	1	0-0	17	26	0	1.000
2019	.343	61-61	172	34	59	9	1	11	57	103	.599	35	2	20	0	.449	5	0	0-0	96	34	3	.977
TOTAL	.336	181-181	515	80	173	27	1	30	140	292	.567	79	3	60	6	.419	11	3	0-0	124	84	3	.986

Year	era	w-l	app	gs	cg	sho	sv	ip	h	r	er	bb	so	2b	3b	hr	bf	bavg	wp	hbp	bk	sfa	sha
2017	1.87	23-9	45	25	14	5/8	3	202.2	152	69	54	52	212	22	1	16	835	.203	8	20	0	0	13
2018	1.31	29-4	39	27	21	9/2	2	208.0	104	48	39	48	315	22	1	11	814	.143	4	28	0	2	9
2019	1.14	29-1	36	25	19	7/2	4	202.0	117	40	33	43	286	20	2	15	798	.162	7	26	0	1	6
TOTAL	1.44	81-14	120	77	54	21/12	9	612.2	373	157	126	143	813	64	4	42	2447	.170	19	74	0	3	28

International Cup, the Pan American Games and the Japan Cup ... pitched 6 2/3 shutout innings in four games at the International Cup, hitting .353 (6-for-17) with three RBI ... did not allow a run in 8 1/3 innings at the Pan Am Games, striking out 10, while also going 4-for-12 (.333) with three RBI at the plate ... posted a 0.00 ERA and eight strikeouts in 4 2/3 innings at the Japan Cup.

2018

Recognized as the Honda Sport Award winner for softball, while being named the USA Softball, NFCA and ESPNW National Player of the Year ... also named Pac-12 Player of the Year, NFCA First Team All-American, NFCA First Team All-Region and All-Pac-12 First Team ... produced a 29-4 record in the circle with a 1.31 ERA and 315 strikeouts in 208 innings ... was a four-time Pac-12 Pitcher of the Week (April 16 and 23, May 7 and 14), two-time NFCA National Pitcher of the Week (April 17 and 24), two-time USA Softball National Player of the Week (Feb. 27 and April 17), NFCA National Player of the Week (Feb. 27) and Pac-12 Player of the Week (April 16) ... had two saves, held opponents to a .143 batting average, tossed 21 complete games and was a part of 11 shutouts, including nine solo blankings ... ranked fourth nationally in strikeouts, tied for fourth in wins, eighth in hits allowed per seven innings (3.50), 12th in strikeout-to-walk ratio (6.56), 16th in ERA and tied for 17th in solo shutouts ... led all Pac-12 hurlers in wins, strikeouts and opposing batting average, was third in innings pitched and fifth in ERA ... at the plate, was second on the team with 11 homers and 54 RBI (tied for fourth in Pac-12), first with six sacrifice flies (tied for fifth nationally, tied for first in Pac-12) and third with 23 walks and a .563 slugging percentage, boasting a .339 batting average ... led the team with 17 multiple-RBI games, adding 19 multi-hit contests ... had a six-game hitting streak (March 9-17), batting .438 (7-for-16) with three homers and 10 RBI ... struck out 42 in 23 innings in four games at the Women's College World Series, and was named to the All-WCWS Team ... fanned 15 in both victories against No. 6 Florida State (May 31) and No. 2 Florida (June 1), adding 12 strikeouts in nine innings in a June 3 doubleheader versus FSU ... was 8-2 in the postseason with a 1.82 ERA and 97 strikeouts in 65 1/3 innings, adding a pair of homers and 10 RBI ... struck out 18 in 12 innings in the L.A. Super Regional against No. 14 Arizona (May 24-25), posting a pair of wins and a 1.17 ERA ... fanned eight in five shutout innings, allowing only one hit in Game 1, while adding two hits, including a two-run homer ... struck out 10 in a complete-game win in Game 2 ... pitched in all five games of the L.A. Regional, going 4-1 with a 0.69 ERA and 37 strikeouts in 30 1/3 innings, adding a .375 average (6-for-16) with a homer and seven RBI ... struck out 12 in 14 innings in a May 20 doubleheader sweep over Cal State Fullerton, hitting a three-run homer in game two ... fanned 11 in 9 1/3 innings over two games on May 19, adding two hits in the day's first contest against Fullerton and a pair of hits and four RBI in game two versus Texas State ... struck out 14 in a complete-game, one-hit victory against Sacramento State (May 18) ... struck out 21 in 17 1/3 innings in the series with No. 6 ASU (May 10-12), winning twice, fanning 10 in game one ... picked up two wins against No. 24 California (May 4-6), striking out 14 and allowing no earned runs in 10 1/3 innings ... a dozen of her strikeouts came in the middle game ... of her 11 outs at Cal State Fullerton on May 1, eight were strikeouts, as she also had three hits ... set a career high with 18 strikeouts in a one-hit shutout of No. 21 Oklahoma State on April 28 ... threw 18 strikeouts over 13 innings in a pair of victories and a save against No. 1 Washington, fanning 10 in game one ... dominated in the series at No. 11 Arizona (April 13-15), going 6-for-7 (.857) at the plate with three homers, seven RBI and five walks, while striking out 20 in 11 1/3 innings with two wins in the circle ... had a pair of homers, a two-run shot and a solo bomb, in game one (April 13), striking out five in the circle ... had three hits and six strikeouts in three innings in game two (April 14) ... hit a three-run homer with three walks in the series finale (April 15), fanning nine in 4 1/3 innings ... went 4-for-4 with two singles and two doubles at Utah on March 30 ... struck out 23 in 13 1/3 innings in the series at No. 6 Oregon (March 16-18) ... fanned 16 in a victory on March 16, adding a home run, while posting a two-run bomb on March 17 ... drove in three runs against No. 16 Ohio State on March 11 ... had two hits, including a grand slam, to go with a one-hit shutout on March 4 against Santa Clara ... had three hits and picked up the win in relief against Missouri (Feb. 25) ... struck out 12 in five innings in a win over No. 7 LSU on Feb. 24 ... fanned 11 in a complete-game, two-hit shutout against No. 23 Nebraska (Feb. 23) ... struck out 10 in a complete-game, one-hit shutout of Syracuse on Feb. 18 ... struck out 17 in a complete-game, one-hit shutout of Fordham on Feb. 15.

USA SOFTBALL - 2018

Was named to the 2018 USA Softball National Team World Championship roster ... had a 1.05 ERA with 13 strikeouts in 6 2/3 innings at the 2018 WBSC Women's World Championship, helping the U.S. win gold and qualify for the Tokyo 2020 Olympic Games, while also hitting .400 (2-for-5) at the plate with three RBI ... against host Japan, earned the win in the circle and produced a walk-off, RBI single in the bottom of the eighth to send the U.S. into the gold medal game ... also won gold at the International Cup, posting a 1-0 record, a 1.31 ERA and 11 strikeouts in 5 1/3 innings.

2017

Was named the NFCA National Freshman of the Year, NFCA Second Team All-American, Pac-12 Freshman of the Year, NFCA All-West Region Second Team, All-Pac-12 First Team and All-Pac-12 Freshman Team ... went 23-9 with three saves, a 1.87 ERA and 212 strikeouts in 202 2/3 innings ... tied for 26th nationally in strikeouts and tied for 28th in wins and tied for 48th in saves ... led all Pac-12 pitchers in strikeouts and was tied for first in saves, third in wins, fourth in innings, fifth in opposing batting average (.203) and sixth in ERA ... had 14 complete games and was a part of 13 shutouts, including five solo blankings ... third on the team with 21 walks and tied for third with 12 doubles, adding a .325 batting average, eight homers and 29 RBI ... had 15 multiple-hit games and eight multi-RBI contests ... recorded an eight-game hitting streak from April 14-28, batting .520 (13-for-25) with six RBI and three doubles ... posted a 1.40 ERA, a win and 16 strikeouts in 20 innings at the WCWS, starting all three games in the circle and pitching all but one inning for the Bruins ... struck out seven in a complete game against No. 6 Washington (June 3) ... picked up a victory over No. 9 Texas A&M (June 3), pitching six innings of three-hit ball and recording a two-run homer and two walks at the plate ... fanned seven in a complete game versus No. 13 LSU on June 1 ... earned both wins at the L.A. Super Regional against No. 12-seed Ole Miss ... struck out 12 and had career highs in innings (11) and pitches thrown (232) in game one (May 25), while tossing four hitless frames of relief in game two (May 26), striking out five ... also had two hits in game one, including a solo homer ... started all three games at the L.A. Regional, winning twice and allowing just one run, one walk and seven hits in 13 innings with 18 strikeouts ... tossed the first no-hitter of her career against Lehigh on May 19, facing just one over the minimum in five innings and striking out eight ... fanned nine in a complete-game victory in the Regional Championship against Cal State Fullerton (May 21) ... went 2-for-2 with a solo homer versus San Jose State on May 20 ... was named Pac-12 Freshman of the Week for the fourth time on May 16 ... had hits in all three games at No. 22 Arizona State (May 11-13), going 5-for-11 (.455) with three RBI ... went the distance in both of her wins in the circle at ASU, striking out eight in seven innings in game one ... tossed 7 2/3 scoreless innings against No. 3 Arizona, recording a win on May 5 and a save (five of eight outs via strikeout) on May 6 ... was 5-for-11 (.455) in the series at Stanford (April 28-30), notching four hits, three RBI and two doubles in game one ... recorded three hits at CSUN on April 26 ... was named both Pac-12 Pitcher and Freshman of the Week on April 25 after producing two wins, a save, a 0.00 ERA and 16 strikeouts in 14 2/3 innings against No. 22 Cal (April 21-23) ... struck out nine in game one, retired all seven batters she faced, including three by strikeout, in game two, and fanned four in 5 1/3 frames of shutout relief in game three ... was named USA Softball National Player of the Week, Pac-12 Pitcher of the Week and Pac-12 Freshman of the Week on April 11 after earning two wins and going 4-for-8 in the series against No. 1 Oregon (April 7-9) ... had two doubles versus the Ducks on April 9, pitched three shutout innings of relief to earn the win on April 8 and pitched a complete-game, five-hit shutout on April 7 ... was Pac-12 Freshman of the Week on March 28 ... tossed 7 2/3 innings of shutout ball in a doubleheader sweep of BYU on March 25, striking out nine in game one and earning a save in game two ... recorded the win in relief versus No. 14 Michigan on March

2, striking out six in 5 1/3 shutout innings ... struck out eight in a complete game against No. 1 Florida State (Feb. 26) ... earned a win in relief versus No. 7 LSU on Feb. 25, striking out all four batters she faced, while going 2-for-3 at the plate ... picked up a victory against No. 11 Georgia (Feb. 23), striking out seven in 4 2/3 innings of relief ... was named Pac-12 Pitcher of the Week on Feb. 21 ... pitched 13 2/3 innings of relief in a doubleheader against No. 22 Kentucky (Feb. 15), striking out 16 ... in game one, fanned 10 in 6 2/3 shutout innings to pick up the win ... in game two, struck out six in seven innings of relief ... recorded a two-hit, complete-game shutout against No. 22 Notre Dame (Feb. 12), striking out six ... struck out seven in five shutout innings in her first start at San Diego State (Feb. 10) ... hit a two-run homer in her collegiate debut against South Dakota (Feb. 10), adding a single for a two-hit contest.

2016

Utilized her redshirt season (left knee).

HIGHLAND HIGH SCHOOL

Garcia was a four-year pitcher at Highland High School in Palmdale, Calif. ... was named the 2015 Gatorade National Softball Player of the Year ... posted a 26-2 record as a senior with a 0.20 earned run average and 418 strikeouts in 175 innings, adding 20 shutouts, including 10 no-hitters and six perfect games ... she also hit .667 with 20 home runs and 57 runs batted in ... helped the Bulldogs reach the Southern Section Division IV Championship Game ... additional awards as a senior included Los Angeles Daily News Player of the Year, Golden League Most Valuable Player, CIF Southern Section Division IV POY, Cal-Hi Sports Medium High Schools POY and USA Today First Team All-American ... was a two-time Gatorade State POY (2013 and 2015) ... named to the 2015 USA Softball Junior Women's National Team, but was unable to play after suffering a left knee injury in the CIF Championship Game ... coached by Daniel Morrow ... was named a MaxPreps First Team All-American and Second Team Student Sports and Full Count Softball All-American as a junior, also earning Daily News All-Area, Cal-Hi Sports First Team All-State, All-Golden League and Antelope Valley Press POY honors ... was 21-3 in 2014 with a 0.36 ERA and 325 strikeouts in 156 innings, while batting .492 with eight homers and 33 RBI ... during her sophomore campaign, she was 22-2 with a 0.50 ERA and 302 strikeouts in 139 innings, hitting .709 with 13 homers and 44 RBI ... played travel ball with Corona Angels under coach Marty Tyson.

PERSONAL

Born Rachel Lauren Garcia in Lancaster, Calif. ... parents are Christine and Joseph "Tony" Garcia ... is an only child ... chose to attend UCLA because it is close to home, academics and tradition ... favorites include the television show "Vampire Diaries", actor Johnny Depp, the movie "She's The Man" and singer J. Cole ... lists the number one reason for competing in softball as her cousins, Shaunna, Rachele and Kristen, who inspired her to play ... says jet skiing and running are her favorite hobbies ... history major.

2020

Perez was named a Third Team All-American by Softball America, leading the Bruins with 31 runs scored, four sacrifice hits and three sacrifice flies, tying for first with 28 runs batted in, placing second with a .420 batting average and 12 stolen bases and tying for second with five doubles, adding two home runs and nine walks ... was tops on the squad with nine multiple-RBI games and second with eight multi-hit contests ... tied for fourth nationally in runs scored, tied for ninth in sacrifice flies, tied for 17th in RBI, tied for 20th in hits (34) and tied for 44th in stolen bases ... among Pac-12 players, tied for first in runs and sacrifices, tied for third in sac flies, tied for fourth in RBI and was fifth in hits and steals ... had hits in 22 of 26 games ... scored in 21 of 26, including multiple runs eight times ... ended the season on a 10-game hitting streak (.467, 14-for-30, 12 RBI, 10 runs, six SB) from Feb. 28-March 8 ... also had a nine-game hitting streak from Feb. 8-21 (.533, 16-for-30, 15 R, 2 HR, 11 RBI, 5 BB, 5 SB) ... had three hits, a pair of RBI and two runs against No. 15 Georgia on Feb. 15 ... posted three hits in a pair of games versus San Diego (Feb. 9 and March 1), driving in two in the March contest ... had three hits, including a two-run homer, and three runs against USF on Feb. 16 ... produced a pair of hits in both ends of a Feb. 29 doubleheader, driving in four against Weber State and two more versus SDSU ... had two singles and two runs against Texas A&M (Feb. 21) ... tallied two hits, two RBI and two runs versus CSU Bakersfield on Feb. 6, scoring three times two days later against the Roadrunners ... hit a solo homer and walked three times against No. 9 Alabama (Feb. 14) ... had two-RBI contests against Cal Poly (Feb. 7), Pitt (Feb. 9) and Liberty (Feb. 15) ... swiped two bases versus CSUB (Feb. 8) and Boston U. (March 7) ... earned CoSIDA Academic All-District Second Team honors and was named to the Pac-12 Spring Academic Honor Roll.



#3 BRIANA PEREZ
INFIELDER • B/T: L/R
5-7 • RS JUNIOR
MARTINEZ, CALIF.

SB) ... had three hits, a pair of RBI and two runs against No. 15 Georgia on Feb. 15 ... posted three hits in a pair of games versus San Diego (Feb. 9 and March 1), driving in two in the March contest ... had three hits, including a two-run homer, and three runs against USF on Feb. 16 ... produced a pair of hits in both ends of a Feb. 29 doubleheader, driving in four against Weber State and two more versus SDSU ... had two singles and two runs against Texas A&M (Feb. 21) ... tallied two hits, two RBI and two runs versus CSU Bakersfield on Feb. 6, scoring three times two days later against the Roadrunners ... hit a solo homer and walked three times against No. 9 Alabama (Feb. 14) ... had two-RBI contests against Cal Poly (Feb. 7), Pitt (Feb. 9) and Liberty (Feb. 15) ... swiped two bases versus CSUB (Feb. 8) and Boston U. (March 7) ... earned CoSIDA Academic All-District Second Team honors and was named to the Pac-12 Spring Academic Honor Roll.

2019

Was named a Softball America First Team All-American, NFCA All-West Region Second Team, All-Pac-12 First Team and Pac-12 All-Defensive Team ... led the Bruins with 70 runs scored, was second with 21 stolen bases, three triples and six sacrifice hits, tied for second with three sacrifice flies and tied for third with a .383 batting average, adding seven home runs, 45 runs batted in, 11 doubles and a .429 on base percentage ... was fourth in the nation in runs scored and tied for 13th in hits ... led all Pac-12 players in runs, was second in hits (80), third in stolen bases, tied for fourth in sacrifices, ninth in total bases (118), 10th in batting average and tied for 10th in triples ... second on the team with 22 multiple-hit games, adding 12 multi-RBI contests ... recorded a nine-game hitting streak (April 18-May 9) and a seven-game hitting streak (Feb. 16-23) ... hit .378 (14-for-37) in the NCAA Tournament, scoring 13 runs and adding two homers, six RBI and three steals ... posted five hits in 20 at-bats (.250) at the WCWS with two homers, four RBI and five runs ... homered in both games of the WCWS Championship Series against No. 1 Oklahoma, posting a three-run homer and a double in Game 1 and a solo shot in Game 2 ... was 7-for-12 (.583) at the Los Angeles Regional, scoring six times and stealing two bases ... had three hits against Weber State (May 17) and Missouri (May 19), while scoring three runs in the Regional Championship versus Missouri (May 19) ... was 5-for-9 (.556) in the Utah series (April 26-28), scoring five runs and driving in five ... hit a pair of home runs in the first and last games, going 3-for-4 with three RBI in the series finale ... scored three runs at Oregon State (April 18) ... hit .400 (4-for-10) in the series at No. 19 Arizona State (April 5-7), scoring five runs and hitting a homer in the series finale ... was 4-for-10 (.400) in the series versus Cal (March 29-31) ... produced four hits, five RBI and three runs scored against Boston U. on March 10, posting a solo homer and a pair of two-run singles ... hit her first homer of the year against Robert Morris (March 8) ... notched three hits and three runs scored on Feb. 27 versus No. 3 Florida ... recorded a pair of two-hit, two-RBI games on Feb. 23 against Nebraska and No. 16 Kentucky ... had two hits and two RBI versus No. 4 Oklahoma (Feb. 22) ... tallied five hits in a Feb. 17 doubleheader, with three against UC Riverside and two versus Loyola Marymount ... had multiple hits in each of the first four games of the season, including a three-hit, three-run, two-RBI game against Georgia State on Feb. 9 ... named Google Cloud Academic All-District Softball First Team and Second Team Pac-12 All-Academic.

Year	avg	gp-gs	ab	r	h	2b	3b	hr	rbi	tb	slg%	bb	hbp	so	qdp	ob%	sf	sh	sb-att	po	a	e	fld%
2018	.386	62-62	210	61	81	12	3	6	41	117	.557	12	7	25	1	.433	2	5	11-13	103	109	15	.934
2019	.383	61-61	209	70	80	11	3	7	45	118	.565	15	4	16	1	.429	3	6	21-22	84	81	15	.917
2020	.420	26-26	81	31	34	5	1	2	28	47	.580	9	1	7	0	.468	3	4	12-13	22	39	2	.968
TOTAL	.390	149-149	500	162	195	28	7	15	114	282	.564	36	12	48	2	.437	8	15	44-48	209	229	32	.932

2018

Was named NFCA All-Region Second Team, All-Pac-12 First Team, Pac-12 All-Freshman Team and Pac-12 All-Defensive Team ... led the team with 11 stolen bases and seven hit by pitches, tied for first with three triples, was second with 61 runs scored and five sacrifice hits, tied for second with 81 hits and third with a .386 batting average, 12 doubles and 117 total bases, adding six home runs and 41 runs batted in ... tied for ninth nationally in hits and tied for 10th in runs scored ... was third on the squad with 23 multiple-hit games, adding 12 multi-RBI contests ... ranked second among Pac-12 players in runs, tied for second in hits, tied for fourth in average, tied for sixth in total bases and hit by pitches, eighth in on base percentage (.433) and tied for 10th in steals ... had three separate hitting streaks of at least seven games, including a 21-game streak from April 22-June 1 ... only two players in UCLA history have had longer streaks than 21 (Natasha Watley - 32 and 29, Stacey Nuveman - 28), as Perez hit .411 (30-for-73) with 20 runs and nine RBI during the 21-game stretch ... hit .371 (13-for-35) during her 10-game hitting streak (March 17-April 13) and .538 (14-for-26) during her season-opening, seven-game hitting streak (Feb. 9-17) ... hit .378 (14-for-37) in the NCAA Tournament with seven runs, a homer and seven RBI, with hits in 10 of 11 contests ... was 4-for-12 (.333) at the Women's College World Series, hitting a solo homer on June 3 against No. 6 Florida State (Game 2) and producing two hits on May 31 versus FSU ... hit .429 (3-for-7) at the Los Angeles Super Regional against No. 14 Arizona (May 24-25), posting two hits in the second game ... batted .389 (7-for-18) with five RBI in the L.A. Regional (May 18-20), driving in two against both Sacramento State (May 18) and Texas State (May 19), and notching two hits versus both Texas State and Cal State Fullerton (May 20 - Game 2) ... had five hits in nine at-bats (.556) in the series against No. 6 Arizona State (May 10-12), which would help her earn Pac-12 Freshman of the Week honors on May 14 ... went 3-for-3 with a solo homer in the middle contest ... was 4-for-10 (.400) with four runs in the series at No. 24 California (May 4-6) ... hit .500 (6-for-12) in the series at Utah (March 29-31), tallying three hits in game two, including two triples, which tied a single-game school record ... was 9-for-16 (.563) with six RBI and six runs at the Long Beach Tournament (March 9-11), producing three hits against Boston U. (March 10), three RBI, including a two-run homer, versus No. 16 Ohio State (March 11) and two hits and two RBI against No. 21 LBSU (March 11) ... had three hits, including a two-run double, on March 3 against No. 21 Minnesota ... had a two-run double and a solo homer against Fresno State on Feb. 25 and two hits versus No. 7 LSU (Feb. 24) ... had three hits versus Grand

Canyon (Feb. 19) and scored three runs against UC Santa Barbara (Feb. 17) ... went 11-for-18 (.611) during her first collegiate weekend, driving in 11, scoring nine times and homering twice ... hit a two-run homer on Feb. 11 against UC Riverside ... had three hits, including two doubles, three RBI and three runs on Feb. 10 versus Cal Poly ... went 5-for-7 on Feb. 9, hitting a three-run homer in her second-ever at-bat against Maryland, while going 3-for-3 with three RBI versus Middle Tennessee.

ALHAMBRA HIGH SCHOOL

Perez prepped at Alhambra High School in Martinez, Calif., where she played softball for four years and basketball as a freshman ... named First Team All-Diablo-Foothill League every year and league MVP as a sophomore and senior ... hit .592 as a senior with six home runs and an on base plus slugging percentage of 1.758 ... helped the Bulldogs to league championships all four seasons and North Coast Section titles three times (2014-2016) ... team captain as a junior and senior ... hit .613 as a junior with six homers and a 1.777 OPS ... coached in softball by Paul Buccellato ... played travel ball with OC Batbusters under coach Mike Stith.

TEAM USA

Was named to the 2017 USA Softball Junior Women's National Team ... went 3-for-6 with three runs and an RBI in two exhibition games before suffering an injury.

PERSONAL

Born Briana Leigh Perez in Walnut Creek, Calif. ... parents are Sonja and Jeff Perez ... older sister, Kylee, was a four-year letterwinner at UCLA (2015-2018) and served as a volunteer assistant coach in 2019 ... chose to attend UCLA because it gives her the opportunity to earn a degree from one of the nation's most prestigious schools while competing for a national championship ... things she likes the most about softball are that it's a game of failure that constantly challenges you both mentally and physically, and it introduces her to lifelong friends at the same time ... favorites include actor Ryan Reynolds, her mom's chicken pasta Caesar salad, the television show "Friends" and Derek Jeter ... biggest athletic thrill to date was winning a National Championship ... hobbies include house boating, traveling and spending time with friends and family ... majoring in psychology.



#4 HOLLY AZEVEDO
PITCHER • B/T: R/R
5-9 • RS JUNIOR
SAN JOSE, CALIF.

2020

Azevedo went 8-0 with a 1.74 earned run average in 12 appearances and nine starts ... had 43 strikeouts in 44 1/3 innings ... pitched four complete games and was a part of five shutouts, including one solo blanking ... did not allow a run in her first 14 1/3 innings of the season ... was 17th nationally in strikeout-to-walk ratio (7.17), 27th in walks allowed per seven innings (0.95) and tied for 45th in wins ... tied for eighth among Pac-12 pitchers in wins and was ninth in ERA ... struck out five in a complete-game, three-hit shutout against Cal Poly on Feb. 7 ... struck out a season-best seven versus No. 22 UCF on March 6 in a complete-game win ... picked up the win in the final game of the season against Cal Poly on March 8, fanning four in four shutout frames ... struck out five in 3 2/3 innings of shutout relief in a win at San Diego (March 1) ... struck out three in five innings in a complete-game win over Auburn on Feb. 23 ... fanned six in a five-inning, complete-game win over Liberty (Feb. 15) ... tossed three shutout innings

in a win over Pittsburgh on Feb. 9 ... struck out three in four innings in a win over USF on Feb. 16.

2019

Went 11-1 with a 2.12 earned run average and 73 strikeouts in 89 innings ... made 29 appearances and 16 starts, posting seven complete games, three solo shutouts and one save ... ranked seventh among Pac-12 pitchers in ERA and eighth in opposing batting average (.207) ... had a strikeout in the seventh inning of Game 1 of the WCWS Championship Series against No. 1 Oklahoma ... pitched the seventh inning of a combined no-hitter in the Los Angeles Regional opener against Weber State (May 17), striking out two ... earned the win on May 10 versus No. 6 Arizona, striking out four in four innings ... picked up a three-inning save at Stanford on May 5, striking out two and allowing no runs ... tossed five shutout innings on April 28 versus Utah ... threw a seven-inning, complete-game shutout with three strikeouts at Oregon State on April 20 ... fanned five in four shutout innings on April 14 against Oregon ... struck out five in a complete-game shutout against UC Santa Barbara (March 25) ... tossed five shutout innings in a win over UConn on March 3 ... fanned eight in five innings in a victory against No. 3 Florida on Feb. 27 ... struck out five in six innings in a win over Nebraska (Feb. 23) ... fanned seven in a complete-game victory versus Fresno State on Feb. 7 ... also picked up wins over Georgia State (Feb. 9), UC Riverside (Feb. 17) and No. 19 Arizona State (April 7).

2018

Was named NFCA All-Region Second Team and Pac-12 All-Freshman Team ... went 15-0 with a 2.18 earned run average and 88 strikeouts in 115 2/3 innings ... the 15-0 mark is the second-best undefeated season in UCLA history (Lisa Fernandez, 29-0, 1992) ... threw 10 complete games and was a part of six shutouts, including two solo blankings ... allowed an unearned run in two innings of relief in the Los Angeles Super Regional Game 1 against No. 14 Arizona (May 24) ... pitched in two games at the Los Angeles Regional, both on May 19, striking out two in four innings ... struck out seven in 5 2/3 innings versus No. 6 Arizona State on May 12 ... tossed a complete-game, five-hit shutout in a win at No. 24 California on May 4, fanning four ... picked up complete-game victories on back-to-back days against No. 21 Oklahoma State (six strikeouts) on April 27 and South Dakota (seven strikeouts) on April 28 ... allowed just two hits in 4 2/3 shutout innings in a win against Stanford (April 7) ... earned two wins in the series at Utah (March 29-31), striking out five in a complete game in the middle contest ... gave up an unearned run in five innings in a win against UCF on March 2, striking out four ... struck out five in five scoreless innings in her collegiate debut, a win versus Middle Tennessee on Feb. 9 ... also picked up wins against CSUN (April 3), No. 24 Oregon State (March 25), Boston U. (March 10), Michigan State (March 9), UC Santa Barbara (Feb. 17), UC Riverside (Feb. 11) and Cal Poly (Feb. 10).

TEAM USA

Was selected to the 2017 USA Softball Junior Women's National Team ... won gold at the WBSC Junior Women's World Championship ... appeared in four games, going 2-0 with a save and 11 strikeouts in 11 innings ... picked up wins against Turkey and Chinese Taipei and a save versus Japan ... pitched in four games at the World Cup of Softball, starting twice and posting a 3.65 ERA with 10 strikeouts in 15 1/3 innings ... tossed a three-hit shutout of Puerto Rico.

PIONEER HIGH SCHOOL

Azevedo played four years of softball at Pioneer High School in San Jose, Calif. ... went back-to-back (2015-2016) with several awards: Gatorade Player of the Year candidate, Mercury News Softball Player of the Year, Cal-Hi Bay Area Spring POY Central Coast Section and Prep2Prep CCS Softball POY ... posted the lowest earned run average in the state of California for the two combined years of 2015 and 2016 ... went 25-3 with a 0.18 ERA as a junior, adding 18 shutouts and 334 strikeouts in 191 innings ... was a MaxPreps First Team All-American in 2016, as well as a Cal-Hi Ms. Softball State POY Finalist, after earning FloSoftball and MaxPreps Second Team All-American ... was a three-year All-Mount Hamilton League First Team and two-time league MVP honoree, having helped the Mustangs to three CCS Championship games and three league titles ... eight-time Mercury News Santa Clara Valley Athlete of the Week ... was unable to play half her senior year because of an injury ... coached by Ernie Garcia ... played travel ball with All American

Year	era	w-l	app	gs	cg	sho	sv	ip	h	r	er	bb	so	2b	3b	hr	bf	bavg	wp	hbp	bk	sfa	sha
2018	2.18	15-0	30	19	10	2/4	0	115.2	99	47	36	45	88	20	3	6	507	.223	11	10	0	2	7
2019	2.12	11-1	29	16	7	3/4	1	89.0	67	29	27	22	73	9	2	10	358	.207	3	9	0	0	3
2020	1.74	8-0	12	9	4	1/4	0	44.1	39	13	11	6	43	0	1	2	178	.231	1	2	0	1	0
TOTAL	2.08	34-1	71	44	21	6/12	1	249.0	205	89	74	73	204	29	6	18	1043	.219	15	21	0	3	10

Sports Academy under coach Bryan Merrida ... AASA won the 2016 PGF Ultimate Challenge, as she was the winning pitcher in the championship game ... played three years previously with Sorcerer Gold, which finished third at the ASA/USA Champions Cup in 2016.

PERSONAL - Born Holly Ann Azevedo in San Jose, Calif. ... parents are Karen and Ron Azevedo ...



#5 JULIE RODRIGUEZ
OUTFIELDER • B/T: L/L
5-3 • SENIOR
NORWOOD, N.J.

2020

Rodriguez had nine hits in 27 at-bats (.333), adding a home run, four runs batted in, six runs scored and four walks ... had two hits, including a two-run homer, against Liberty on Feb. 15 ... posted RBI singles with a run scored versus Auburn (Feb. 23) and St. John's (March 3) ... singled and scored twice against Pittsburgh on Feb. 9 ... recorded singles versus CSU Bakersfield (Feb. 6), USF (Feb. 16), UCF (March 6) and Cal Poly (March 8) ... made her official collegiate pitching debut on March 1 against San Diego, tossing 1 1/3 scoreless innings ... her unofficial pitching debut came against the USA Olympic Team on Feb. 23, retiring Valerie Arioto on a foul out in her only batter faced ... added a single off Monica Abbott later in the game ... was named to the Pac-12 Conference Spring Academic Honor Roll.

2019

Appeared in 25 games, making eight starts, producing seven hits in 34 at-bats (.206), six runs batted in, six runs scored and two doubles ... posted a two-run, pinch-hit double on June 3 in Game 1 of the WCWS Championship Series against No. 1 Oklahoma ... singled, scored and was hit by a pitch on April 7 at No. 19 Arizona State ... had a sacrifice fly versus Colorado State (Feb. 24) ... produced a great offensive day on Feb. 23, posting an RBI double and a single against Nebraska and a two-run single versus No. 16 Kentucky ... had singles against Saint Mary's (Feb. 9) and UC Riverside (Feb. 17) ... scored runs versus Fresno State (Feb. 7) and Boston U. (March 10), and drew a walk against Robert Morris (March 8).

2018

Played in 26 games, making 10 starts, hitting .167 (6-for-36) with one home run, 10 runs batted in, seven runs scored and seven walks ... had a sacrifice fly at the Women's College World Series against No. 6 Florida State on May 31 ... posted an RBI groundout against South Dakota (April 27) ... hit a triple, walked and scored a run at Utah (March 31) ... drew a bases-loaded walk and

Year	avg	gp-gs	ab	r	h	2b	3b	hr	rbi
2018	.167	26-10	36	7	6	1	1	1	10
2019	.206	25-8	34	6	7	2	0	0	6
2020	.333	15-9	27	6	9	0	0	1	4
TOTAL	.227	66-27	97	19	22	3	1	2	20

Year	era	w-l	app	gs	cg	sho	sv	ip	h	r	er	bb	so	2b	3b	hr	bf	bavg	wp	hbp	bk	sfa	sha
2020	0.00	0-0	1	0	0	0/1	0	1.1	2	0	0	1	0	1	0	0	6	.400	0	0	0	0	0
TOTAL	0.00	0-0	1	0	0	0/1	0	1.1	2	0	0	1	0	1	0	0	6	.400	0	0	0	0	0

had a brother, Drew ... chose to attend UCLA because it has the best of both worlds academically and athletically ... thing she likes the most about softball is the challenge of competing against some of the best softball players ... favorites include actor Will Smith, soccer team Real Madrid, Cristiano Ronaldo, avocado toast and the movie "Avatar" ... hobbies include surfing and snowboarding ... sociology major.

scored a run at No. 21 Long Beach State on March 11 ... had an RBI single versus Boston U. (March 10) ... had an RBI double and scored a run against Michigan State (March 9) ... hit her first collegiate home run, a two-run shot, at San Diego on March 3, adding an RBI single ... drove in a pair on a pinch-hit single against No. 7 LSU on Feb. 24 ... walked twice against both Syracuse (Feb. 18) and Middle Tennessee (Feb. 9), scoring twice versus MTSU and once against Syracuse.

NORTHERN VALLEY OLD TAPPAN HIGH SCHOOL

Rodriguez played pitcher and outfielder for four years at Northern Valley Old Tappan High School in Old Tappan, N.J., where she holds all hitting and pitching records ... was named the New Jersey Gatorade Player of the Year as a senior, as well as NFCA First Team, PGF, USA Today First Team and FloSoftball First Team All-American ... also earned NJ.com and Big North Conference Player of the Year honors in 2017, while being one of 10 players selected to the Louisville Slugger Hit Club ... hit .644 as a senior with a .750 on base percentage, a school-record seven home runs and 32 walks, including 28 intentionally ... was the #7 recruit in the nation as ranked by FloSoftball ... was also a FloSoftball First Team All-American as a sophomore and junior, three-time First Team All-Big North selection and All-State and All-County honoree ... team captain as a senior ... coached by Melissa Landeck ... played travel ball with NJ Intensity KOD Premier under coach Kevin O'Donnell ... team was ninth at the 2017 PGF National Championship ... was on the 14U ASA National Championship team with SoCal Athletics ... started on the winning East Team at the PGF All-American Game, recording the game-winning RBI.

PERSONAL

Born Juliana Sofia Rodriguez in Norwood, N.J. ... parents are Barbara and Joseph Rodriguez ... has an older sister, Alexandra, and an older brother, Nikolas ... chose to attend UCLA because of the academic and athletic opportunities that the school gives its students, in addition to living in a beautiful climate and location and knowing she'd be constantly challenged ... things she likes the most about playing softball are the friends she has made from all across the country and being given the opportunity to move cross country to continue playing ... favorites include musical duo Louis the Child, actress Amy Schumer and the movie "Wedding Crashers" ... biggest athletic thrill was dog-piling after winning the National Championship ... hobbies include shopping and cooking ... majoring in communications with the career objective of working in the television industry ... also minoring in Spanish.

Year	avg	gp-gs	ab	r	h	2b	3b	hr	rbi	tb	slg%	bb	hbp	so	gdp	ob%	sf	sh	sb-att	po	a	e	fld%
2018	.167	26-10	36	7	6	1	1	1	10	12	.333	7	0	8	0	.295	1	0	0-0	6	0	0	1.000
2019	.206	25-8	34	6	7	2	0	0	6	9	.265	1	2	4	0	.263	1	0	0-0	5	0	0	1.000
2020	.333	15-9	27	6	9	0	0	1	4	12	.444	4	0	4	0	.419	0	0	0-0	1	0	0	1.000
TOTAL	.227	66-27	97	19	22	3	1	2	20	33	.340	12	2	16	0	.319	2	0	0-0	12	0	0	1.000

Year	era	w-l	app	gs	cg	sho	sv	ip	h	r	er	bb	so	2b	3b	hr	bf	bavg	wp	hbp	bk	sfa	sha
2020	0.00	0-0	1	0	0	0/1	0	1.1	2	0	0	1	0	1	0	0	6	.400	0	0	0	0	0
TOTAL	0.00	0-0	1	0	0	0/1	0	1.1	2	0	0	1	0	1	0	0	6	.400	0	0	0	0	0



#7 MAYA BRADY
UTILITY • B/T: L/R
5-10 • RS FRESHMAN
THOUSAND OAKS, CALIF.

2020

Brady was named the Softball America Freshman Player of the Year after leading the Bruins with seven home runs and tying for first with 28 runs batted in ... added a .356 batting average and a .699 slugging percentage ... was third with 22 runs scored and 11 walks, tied for second with seven multiple-RBI games and tied for third with seven multi-hit contests ... tied for 20th nationally in RBI and tied for 46th in homers ... was fourth among Pac-12 players in RBI and tied for fifth in homers ... hit home runs in four of her first five games, going solo against CSU Bakersfield (Feb. 6) and Pittsburgh (Feb. 9), belting a two-run bomb versus Pitt on Feb. 8 and a three-run shot against Bakersfield on Feb. 8 ... was named Pac-12 Player and Freshman of the Week after her performance during the season-opening Stacy Winsberg Memorial Tournament, driving in nine, scoring nine times and producing nine hits in 18 at-bats ... recorded hits in each of her first eight collegiate games (.480, 12-for-25, 4 HR, 12 RBI, 9 R) ... had a pair of RBI in a win against No. 9 Alabama (Feb. 14) ... smashed a grand

slam on Feb. 16 versus USF ... had a two-run homer and an RBI single against Auburn on Feb. 23, adding a three-run homer later in the day in an exhibition versus the USA Olympic Team ... posted two hits, including a three-run homer, at San Diego State on Feb. 29.

Year	avg	gp-gs	ab	r	h	2b	3b	hr	rbi
2020	.356	26-26	73	22	26	4	0	7	28
TOTAL	.356	26-26	73	22	26	4	0	7	28

OAKS CHRISTIAN HIGH SCHOOL

Brady was a middle infielder at Oaks Christian High School in Thousand Oaks, Calif. ... named the Ventura County Star 2019 All-County Softball Player of the Year, as well as Los Angeles Daily News Player of the Year ... hit .558 as a senior with 12 home runs and 32 runs batted in, garnering Marmonte League Most Valuable Player and All-CIF Southern Section honors ... was a finalist for Cal-Hi Sports Ms. Softball and named the No. 2 recruit in the nation by FloSoftball ... helped OCHS to three Marmonte League titles and was a two-time league Most Valuable Player ... hit .464 for her high school career with 25 homers, 89 RBI and 147 runs ... coached by Pete Ackerman ... played travel ball with Orange County Batbusters under coach Mike Stith ... was a PGF All-American.

PERSONAL

Born Maya Ann Brady-Timmons in San Mateo, Calif. ... mother is Maureen Brady and father is Brian Timmons ... mother was an All-American pitcher at Fresno State ... has a younger sister, Hannah ... uncles are seven-time Super Bowl champion Tom Brady and two-time World Series champion Kevin Youkilis ... chose to attend UCLA because of the winning culture, tradition, coaches and team atmosphere ... things she likes the most about playing softball are the people she has been able to meet, develop relationships with and become life-long friends with ... favorites include the movie "Pocahontas", singer Beyonce and professional athletes Amanda Lorenz (softball) and Tom Brady ... biggest athletic thrill of her career was during a national tournament when she played six games and 15 hours straight ... famous athlete she admires is tennis player Serena Williams because of her lion attitude and will to win ... undecided on a major.



#8 MEGAN FARAIMO
PITCHER/1B • B/T: R/R
6-0 • RS SOPHOMORE
VISTA, CALIF.

2020

Faraimo was named the Softball America Pitcher of the Year and an SA First Team All-American after leading the Bruins with a 0.85 earned run average, a 13-1 record and 149 strikeouts in 90 1/3 innings ... went the distance in all 10 of her starts, tossing five shutouts and limiting opponents to a .153 batting average ... had nine double-figure strikeout games ... ended the season with a streak of 25 2/3 consecutive scoreless innings ... ranked first among all pitchers in the nation in strikeout-to-walk ratio (29.80) ... was also second in strikeouts, tied for second in wins, fourth in walks allowed per seven innings (0.39), tied for sixth in shutouts, 10th in ERA and 17th in hits allowed per seven innings (3.80) ... was first among Pac-12 pitchers in ERA, opposing batting average, strikeouts and wins and second in innings pitched ... earned NFCA National Pitcher of the Week honors on Feb. 18, and was a three-time Pac-12 Pitcher of the Week (Feb. 11, Feb. 25 and March 10) ... also hit .286 (4-for-14) with four

runs batted in, four walks, two doubles and two runs scored ... struck out a season-best 16 in a two-hit shutout of Wisconsin on Feb. 22, adding 10 more strikeouts in 6 2/3 innings of relief later that day with only one hit allowed in a win over No. 7 Florida ... fanned 15 in a one-hit blanking of Weber State (Feb. 29), adding nine more strikeouts in 3 2/3 innings of shutout relief in a win at San Diego State later that day ... struck out 14 in a shutout of Pittsburgh on Feb. 8 ... had 13 strikeouts in a win against No. 5 Florida State (Feb. 16), giving up only one earned run ... produced 13 strikeouts on March 7 against No. 18 Minnesota, allowing only two hits in the complete-game shutout ... fanned 12 in a five-inning shutout over CSU Bakersfield on Feb. 6 ... had 11 strikeouts in a five-hit shutout over No. 16 Michigan on March 5 ... notched 10 strikeouts in six innings in a victory over Texas A&M on Feb. 21 ... struck out six in a two-hit shutout of No. 9 Alabama on Feb. 14, adding six more a day later in a win over No. 15 Georgia ... had a three-run double against USF on Feb. 16 ... drove in another run on a double versus San Diego (Feb. 9), adding seven strikeouts in five innings in a win ... posted two hits at San Diego (March 1).

2019

Named Softball America Third Team All-American, Pac-12 Conference Freshman of the Year, NFCA All-West Region First Team, All-Pac-12 First Team, Pac-12 All-Freshman Team and a Top 10 finalist for the NFCA Freshman of the Year award ... went 16-4 with a 1.41 earned run average and 143 strikeouts in 114 innings ... appeared in 27 games, making 21 starts, throwing 11 complete games and six solo shutouts, holding opponents to a .166 batting average ... was 18th in the nation in ERA and hits allowed per seven innings (4.30), 20th in strikeout-to-walk ratio (5.50) and 21st in strikeouts per seven innings (8.8) ... ranked third among Pac-12 pitchers in ERA and opponents batting average, tied for seventh in wins and eighth in strikeouts ... posted three double-figure strikeout games ... was a five-time Pac-12 Freshman of the Week (Feb. 19, Feb. 26, March 12, April 1 and April 8) ... threw two no-hitters ... struck out 10 in a five-inning no-no on Feb. 16 against Fresno State ... tossed another no-hitter eight days later on Feb. 24 versus Colorado State, striking out nine ... pitched the sixth inning in Game 1 of the WCWS Championship Series against No. 1 Oklahoma (June 3) ... earned the win in Game 2 of the Los Angeles Super Regional against No. 14 James Madison (May 25), striking out eight in 5 1/3 innings ... fanned seven in 4 1/3 innings of shutout relief versus No. 6 Arizona ... struck

out seven in a win against Utah (April 27) ... fanned eight in a win at Oregon State (April 19) ... struck out nine in five shutout innings at No. 19 Arizona State on April 5 ... fanned four in a complete-game, one-hit shutout against California (March 31), adding 4 2/3 shutout frames of relief a day earlier in another win ... struck out 11 in a win over Cal State Fullerton (March 26) ... fanned 12 in a one-hit shutout versus Robert Morris (March 8) ... struck out nine in a victory against Missouri (Feb. 22) ... also earned wins against UT Arlington (Feb. 7), Boston U. (March 10), No. 5 Washington (March 17), Saint Mary's (March 24) and Stanford (May 5).

USA SOFTBALL - 2019

Helped the United States U-19 Women's National Team to gold at the WBSC Women's Softball World Cup ... earned three wins in the circle, allowing just one earned run in 21 2/3 innings (0.32 ERA) ... struck out 43 and gave up eight hits and no walks ... tossed one perfect game and was a part of a combined perfect game ... pitched in four games at the USA Softball International Cup, winning three games, helping the U-19 team to a bronze medal ... struck out 24 in 19 2/3 innings ... was invited to the USA Softball Women's National Team Olympic Selection Trials.

CATHEDRAL CATHOLIC HIGH SCHOOL

Faraimo was a two-sport star at Cathedral Catholic High School in San Diego, playing four years of softball (pitcher/first base) and three seasons of volleyball (opposite/middle blocker) ... was named the 2018 Gatorade National Softball Player of the Year, as well as the '18 Gatorade California Softball POY ... as a senior, was an NFCA First Team High School All-American, as well as NFCA First Team All-West Region ... also named the CIF-San Diego Section, Western League and San Diego Union Tribune Pitcher of the Year, All-CIF-SDS and All-Western League First Team and San Diego Union Tribune All-Academic Team ... went 26-3 in 2018 with a 0.23 earned run average and 405 strikeouts, which was the second-highest, single-season total in CIF-SDS history ... pitched 186 1/3 innings and allowed just 47 hits and eight walks, while hitting .316 at the plate with seven home runs, 22 runs batted in and a .645 slugging ... helped the Dons to a CIF-SDS Open Division runner-up showing ... was featured in Sports Illustrated's Faces in the Crowd in April 2018 ... was the No. 1 recruit in the class of 2018 according to FloSoftball and Extra Inning Softball, finishing her career with 1,029 strikeouts ... coached in softball by Margaret Mauro ... finished her career at CCHS with the school's most wins (78), shutouts (45) and perfect games (five) ... as a junior in 2017, helped CCHS to a CIF-SDS Open Division title, as well as a Western League championship, going 27-1 with a 0.60 ERA and 251 strikeouts in 175 1/3 innings ... named CIF-SDS Pitcher of the Year, Western League Most Valuable Player, NFCA Second Team All-American and NFCA First Team All-Region ... played travel ball with Corona Angels 18 Gold under coach Marty Tyson ... helped her team to a third-place finish at the 2018 PGF Nationals and a runner-up showing in 2017 ... was named to the PGF Nationals All-Tournament Team in '18, while also being recognized as an All-American.


PERSONAL

Born Megan Ki'Ilani Faraimo in San Diego, Calif. ... parents are Marcie and Bill Faraimo ... has a younger sister, Muta, an older brother, Matthew, and a younger brother, Madden ... Matthew played four years (2017-2020) on the USC men's volleyball team ... decided to attend UCLA because she loves the academic and athletic standards, as well as the championship culture and family atmosphere ... says the No. 1 reason she plays softball is because competing gives her purpose and drives her to be her best self on and off the field ... favorites include actor Shemar Moore, singer Etta James, eating Eggo waffles with syrup and whipped cream and the movie "V for Vendetta" ... athlete she most admires is Serena Williams ... hobbies include going to the movies, reading and binge watching the television show "Criminal Minds" ... communications major.

Year	avg	gp-gs	ab	r	h	2b	3b	hr	rbi	tb	slg%	bb	hbp	so	gdp	ob%	sf	sh	sb-att	po	a	e	fld%
2019	.000	0-0	0	0	0	0	0	0	0	0	.000	0	0	0	0	.000	0	0	0-0	3	16	1	.950
2020	.286	9-7	14	2	4	2	0	0	4	6	.429	4	0	4	1	.444	0	0	0-0	1	10	3	.786
TOTAL	.286	9-7	14	2	4	2	0	0	4	6	.429	4	0	4	1	.444	0	0	0-0	4	26	4	.882

Year	era	w-l	app	gs	cg	sho	sv	ip	h	r	er	bb	so	2b	3b	hr	bf	bavg	wp	hbp	bk	sfa	sha
2019	1.41	16-4	27	21	11	6/2	0	114.0	70	31	23	26	143	11	2	9	458	.166	0	7	0	0	3
2020	0.85	13-1	14	10	10	5/1	0	90.1	49	14	11	5	149	9	0	7	333	.153	1	4	0	1	2
TOTAL	1.16	29-5	41	31	21	11/3	0	204.1	119	45	34	31	292	20	2	16	791	.160	1	11	0	1	5





#10 MALIA QUARLES
INFIELDER • B/T: R/R
5-5 • SENIOR
CERRITOS, CALIF.

2020 - Quarles (injured) did not play.
2019
Appeared in 41 games, making five starts ... hit .293 (12-for-41) with four home runs, 17 runs batted in, five walks and a double ... hit a go-ahead, pinch-hit homer in the sixth inning on May 31 at the WCWS against No. 6 Arizona ... recorded a solo home run and an RBI single on April 27 against Utah, adding three runs batted in a day later on a two-run single and an RBI single ... posted a pinch-hit, RBI single at Oregon State (April 18) ... hit a pinch-hit, grand slam versus Oregon on April 14 ... recorded a pinch-hit, two-run homer at No. 19 Arizona State (April 5) ... knocked in a pair on a go-ahead, pinch-hit double in the eighth inning at Long Beach State on March 10 ... drove in a run on Feb. 9 versus Saint Mary's ... also singled against Fresno State (Feb. 7) and Boston U. (March 10).

2018

Played in 25 games, making two starts ... recorded a .192 (5-for-26) batting average, eight runs batted in, five walks and two doubles ... drove in a pair on a single on March 3 at San Diego ... posted an RBI double versus Michigan State (March 9) and another two-bagger against Boston U. on March 10 ... had pinch-hit, RBI singles against Cal Poly (Feb. 10) and UC Riverside (Feb. 11) ...

Year	avg	gp-gs	ab	r	h	2b	3b	hr	rbi	tb	slg%	bb	hbp	so	gdp	ob%	sf	sh	sb-att	po	a	e	fld%
2018	.192	25-2	26	0	5	2	0	0	8	7	.269	5	0	6	1	.313	1	0	0-0	0	0	0	.000
2019	.293	41-5	41	4	12	1	0	4	17	25	.610	5	2	14	1	.388	1	0	0-0	0	0	0	.000
TOTAL	.254	66-7	67	4	17	3	0	4	25	32	.478	10	2	20	2	.358	2	0	0-0	0	0	0	.000



#11 SENECA CURO
UTILITY • B/T: R/R
5-7 • RS FRESHMAN
BARONA, CALIF.

2020
Curo hit .304 with two home runs and 13 runs batted in, adding 17 runs scored, three doubles and eight walks ... was 6-for-12 (.500) with 11 RBI, seven runs and a pair of homers during the season-opening Stacy Winsberg Memorial Tournament ... had her first two RBI and hits against Cal Poly on Feb. 7 ... belted a two-run homer versus Pittsburgh on Feb. 8, driving in two more on a double later in the day against CSU Bakersfield ... drove in five runs on a grand slam and a bases-loaded hit by pitch on Feb. 9 versus Pitt ... her leadoff, seventh-inning double against No. 5 Florida State (Feb. 16) jump-started a rally in an eventual win over the Seminoles ... posted five hits in a Feb. 22 doubleheader, recording two singles against Wisconsin and three more versus No. 7 Florida.

RAMONA HIGH SCHOOL

Curo played four years of shortstop and one year of

had a sacrifice fly at No. 21 Long Beach State on March 11 ... drew walks against No. 11 Arizona (April 15), Utah (March 29 and 31), Santa Clara (March 4) and No. 23 Nebraska (Feb. 23), with the free passes versus Utah (March 31) and Nebraska coming with the bases loaded.

GAHR HIGH SCHOOL

Quarles prepped at Gahr High School in Cerritos, Calif. ... named First Team All-San Gabriel Valley League every season, helping the Gladiators to league titles all four years ... hit .526 as a senior with a school-record 13 home runs, 44 runs batted in, a 1.103 slugging and a .598 on base percentage ... was the Gahr Athlete of the Year in 2017 and holds the school record for homers and RBI ... was an All-American as a freshman when she broke the school home run record for the first time with 11 ... coached by Shawn Quarles ... played travel ball with Ohana Tigers under coaches Dave Schultz and Vince Arsalanian ... was a part of the championship-winning team at the 2010 and 2014 ASA Nationals ... Ohana won the PGF Nationals title in 2012 and finished second in 2014 and third in 2013 and 2015.

PERSONAL

Born Malia Sarah Quarles in Long Beach ... parents are Tracy and Shawn Quarles ... has an older sister, Kaya, a younger sister, Kaeli, and a younger brother, Cassius ... uncles Joseph and Larry went to UCLA ... chose to go to UCLA because of the athletic and academic excellence, the unbelievable support and staying close to home ... favorites include actor Kevin Hart, singer SZA, TV show "Impractical Jokers" and movie "Safe Haven" ... thing she likes the most about softball is that it's a game of surprises and that the game can change within seconds so you always have to be ready for what's next ... favorite pastime is hanging with her family ... sociology major.

basketball at Ramona High School in Ramona, Calif. ... was named All-CIF three times, including First Team as a sophomore and senior ... also named First Team All-Valley League every season and All-Academic team captain ... hit .505 as a senior with seven home runs, 36 runs batted in and 12 doubles ... hit 29 homers in her career, including 10 as both a sophomore and junior ... helped the Bulldogs to four league titles ... coached by Lexi Slater ... played travel ball with Athletics Mercado under coaches Dave Mercado, Mark Smith and Brian Pilon.

PERSONAL

Born Seneca Eshash Curo in La Mesa, Calif. ... parents are Kammy and Bobby Curo ... has four brothers, Cameron, Dylan, Quinten and Creed ... uncle is "Padre for Life" Matt LaChappa ... decided to attend UCLA because the coaches and staff made her feel like family from the moment she walked on campus ... says the No. 1 reason she competes in softball is being able to compete and build life-long friendships ... lists her hobbies as hunting and fishing ... biggest athletic thrill so far was hitting a walk-off grand slam to send Ramona to the CIF championship game during her sophomore season ... favorites include the television show "Grey's Anatomy", singer Jason Aldean, the Los Angeles Chargers and eating her mom's enchiladas ... undeclared major.

Year	avg	gp-gs	ab	r	h	2b	3b	hr	rbi	tb	slg%	bb	hbp	so	gdp	ob%	sf	sh	sb-att	po	a	e	fld%
2020	.304	26-26	56	17	17	3	0	2	13	26	.464	8	2	11	1	.403	1	1	1-2	15	23	2	.950
TOTAL	.304	26-26	56	17	17	3	0	2	13	26	.464	8	2	11	1	.403	1	1	1-2	15	23	2	.950



#12 LEXI SOSA
PITCHER/UTILITY • B/T: R/R
5-10 • RS FRESHMAN
CARMEL VALLEY, CALIF.

2020
Sosa appeared in nine games in the circle, starting seven ... went 4-0 with a 1.50 earned run average and 29 strikeouts in 28 innings ... ranked seventh among Pac-12 pitchers in ERA ... pitched three complete-game shutouts (tied for 19th nationally) and was also a part of three combined blankings ... did not surrender a run in her last 18 2/3 innings, striking out 22 during that stretch ... threw the 18th perfect game in UCLA history against Boston U. on March 7, retiring all 15 batters she faced, including six by strikeout ... also had four RBI in that game on her first collegiate home run, a two-run single and an RBI groundout ... was subsequently named Pac-12 Conference Freshman of the Week on March 10 ... did not allow a run during the week of March 2-8 in 11 innings, striking out 15 in three games, and adding five RBI at the

plate ... won in her first collegiate start against CSU Bakersfield (Feb. 8) ... tossed five shutout innings and fanned five in a victory over Mount St. Mary's on Feb. 28, adding her first collegiate hit on a single ... struck out a season-best seven in five shutout innings in a win over St. John's (March 3) ... struck out four in two innings of relief versus Pittsburgh on Feb. 9 ... recorded an RBI single against Cal Poly on March 8, adding two strikeouts in one inning of relief.

MATER DEI CATHOLIC HIGH SCHOOL

Sosa prepped at Mater Dei Catholic High School in Chula Vista, Calif. ... was named San Diego Section Player of the Year in 2019, helping the Crusaders to the Open Division section title ... went 24-2 in the circle with a 1.07 earned run average and 237 strikeouts in 177 1/3 innings, while hitting .462 with 11 home runs and 38 runs batted in ... also earned league Most Valuable Player, All-CIF and All-League honors ... helped MDCHS to three-straight, Metro Mesa League championships ... coached by Mike Centrullo ... played travel ball with Athletics Mercado under coaches Dave Mercado and Mark Smith ... was MVP of a World Series game in 2016 when her team won the PGF championship ... three-time power pool, triple crown and junior sparkler champion.

Year	avg	gp-gs	ab	r	h	2b	3b	hr	rbi	tb	slg%	bb	hbp	so	gdp	ob%	sf	sh	sb-att	po	a	e	fld%
2020	.500	6-5	8	1	4	0	0	1	5	7	.875	1	0	1	0	.556	0	0	0-0	0	3	0	1.000
TOTAL	.500	6-5	8	1	4	0	0	1	5	7	.875	1	0	1	0	.556	0	0	0-0	0	3	0	1.000

Year	era	w-l	app	gs	cg	sho	sv	ip	h	r	er	bb	so	2b	3b	hr	bf	bavg	wp	hbp	bk	sfa	sha
2020	1.50	4-0	9	7	3	3/3	0	28.0	22	6	6	9	29	3	0	1	116	.210	0	2	0	0	0
TOTAL	1.50	4-0	9	7	3	3/3	0	28.0	22	6	6	9	29	3	0	1	116	.210	0	2	0	0	0

PERSONAL

Born Lexandra Eliana Sosa in El Paso, Texas ... parents are Kimberly and Joe Sosa ... has an older sister, Danae, a younger sister, Briá, and a younger brother, Austyn ... chose to attend UCLA because it has been her dream school for as long as she can remember ... says her parents are the number one reason she competes in softball because without them none of this would have

been possible ... thing she likes the most about softball are the people she has met ... hobbies include drawing, reading and writing ... biggest athletic thrill in her career was winning PGF Nationals when she was 14 ... favorites include the movie "The Lion King", watching the Hallmark Channel, the Los Angeles Dodgers and their Most Valuable Player Cody Bellinger ... public affairs major with alternative in creative writing.



#13 CARSON ARMILJO
OUTFIELDER • B/T: R/R
5-10 • FRESHMAN
PLANO, TEXAS

PLANO EAST SENIOR HIGH SCHOOL

Armijo was a two-sport athlete at Plano East Senior High School in Plano, Texas ... was a four-year varsity letterwinner in softball, playing first base, outfield and pitcher ... also earned four varsity letters on the track and field team (shot put and discus) ... named 2020 team Most Valuable Player, also earning the "Big Stick Award" as Offensive Player of the Year ... in the COVID-19 shortened season, hit .567 with seven home runs, six doubles and 26 RBI in 12 games ... finished second in the '20 DFW High School Fast Pitch Home Run Derby ... named 2020 Plano East Senior HS Female Athlete of the Year ... earned 2017 and 2018 All-Area First Team accolades ... was a 2016-2017 NFCA All-American Scholar Athlete ... helped the Panthers to a Regional semifinal appearance in 2017, as she was named District 6-6A Newcomer of the Year and DFW Freshman Pitcher of the Year ... coached in softball by Cindy Mosteller ... played travel ball with Impact Gold DFW Middlebrook ... helped her team to a second-place finish at 2020 Triple Crown Nationals and fifth-place finishes at the 2018 and 2019 IDT-Colorado and 2018 PGF tournaments ... was a Regional finalist in the discus three years in a row and District 9-6A Champion in 2019, setting numerous high school records in the event.

PERSONAL

Born Carson Emanuelle Armijo in Plano, Texas ... parents are Robbie and Mickey Armijo ... father played football at New Mexico ... has an older sister, Kendall ... chose to attend UCLA because it has the best of both worlds in terms of excellent academic and athletic opportunities, and great weather ... says her favorite part about playing softball are the lifelong friendships she gets to make along the way ... hobbies include crossfit, reading books and painting ... biggest athletic thrill of her career so far was breaking her high school track and field record for discus ... favorites include the television show "Schitt's Creek", the Texas Rangers, the band "Nirvana" and actress Anne Hathaway ... undeclared major.



#14 KELLI GODIN
OUTFIELDER • B/T: L/R
5-6 • RS SOPHOMORE
SEAL BEACH, CALIF.

2020

Godin led the Bruins with 14 stolen bases and was third with a .364 batting average, adding 17 runs scored, seven walks and two runs batted in ... tied for 22nd nationally in stolen bases and tied for second among Pac-12 players ... tied for third on the team with seven multiple-hit contests ... posted a single and a double against No. 5 Florida State on Feb. 16 ... had two singles and two stolen bases versus No. 7 Florida on Feb. 22 ... added five more two-hit games versus Cal Poly (Feb. 7), San Diego (Feb. 9), Liberty (Feb. 15), USF (Feb. 16) and San Diego State (Feb. 29) ... scored a pair of runs in three games, crossing home plate in six in a row from Feb. 9-16 ... had RBI against CSU Bakersfield on Feb. 6 and St. John's on March 3.

2019

Was named Softball America Second Team All-American, NFCA All-West Region Second Team, All-Pac-12 Conference First Team, Pac-12 All-Freshman and Pac-12

All-Defensive ... was also a Top 25 finalist for USA Softball Collegiate Player of the Year and a Top 10 finalist for NFCA Freshman of the Year ... two-time Pac-12 Freshman of the Week (March 19 and March 25) ... led the Bruins with a .418 batting average, 23 stolen bases, a .469 on base percentage and eight sacrifice hits, ranking third with 45 runs scored to go with 13 runs batted in ... was 27th in the nation in batting average ... led all Pac-12 hitters in average, was second in steals and sacrifices and fourth in on base ... posted 12 multiple-hit games ... produced an eight-game hitting streak from March 17-31, batting .619 (13-for-21) with 10 runs, six steals and four RBI ... hit .385 in the NCAA Tournament (10-for-26) with seven runs scored ... had two singles at the WCWS against No. 8 Minnesota (May 30) and No. 3 Washington (June 2), scoring runs versus Minnesota and No. 1 Oklahoma (June 3) ... was 4-for-6 (.667) with three runs at the Los Angeles Super Regional versus No. 14 James Madison (May 24-25), going 3-for-3 with two runs and a steal in Game 2 ... had four hits in seven at-bats (.571) at the L.A. Regional (May 17-19), producing two hits on May 18 versus Missouri ... had a pair of hits and two RBI at No. 19 Arizona State on April 7 ... was 4-for-8 (.500) in the series against California (March 29-31), notching two hits in the series finale ... was 4-for-5 in a March 24 doubleheader, scoring three runs and stealing three bases versus Saint Mary's, while adding three hits and three RBI in the nightcap at CSUN ...

went 5-for-9 (.556) in the series at No. 5 Washington (March 15-17), tallying three hits in game three and two hits in game one ... drove in three and had two hits against UC Riverside on Feb. 17 ... swiped three bases versus Saint Mary's (Feb. 9) ... also had two-hit games against Georgia State (Feb. 9), UConn (March 3), Robert Morris (March 8) and Boston U. (March 10).

USA SOFTBALL - 2019

Helped the United States U-19 Women's National Team to gold at the WBSC Women's Softball World Cup ... appeared in all 10 games, recording three hits in 15 at-bats (.200) with three runs scored and two walks ... played in all 10 games at the USA Softball International Cup, helping the U-19 team to a bronze medal ... hit .474 (9-for-19) with nine runs, while going 5-for-5 in stolen base attempts.


MATER DEI HIGH SCHOOL

Godin was a two-sport standout at Mater Dei High School in Santa Ana, Calif., playing four years of third base and outfield on the softball team and spending three seasons with the track and field squad (sprints/relays/long jump) ... as a senior, hit .538 and was named OC Register and Cal-Hi Athlete of the Year, as well as First Team All-Trinity League, First Team All-County, MDHS Softball Most Valuable Player and PGF All-American ... as a junior, was First Team All-League and Second Team All-County, batting .424 with 22 stolen bases and 14 runs batted in ... coached in softball by Jessica Foley and Tia Meza ... was also First Team All-League and All-County in track as a senior, placing first in Orange County in the 100 (school record), 200 and 4x100 ... played travel ball with So Cal Athletics under coach Bruce Richardson after also playing with USA Athletics (Terry Thompson) ... her teams placed fifth in the 2017 and 2018 PGF Nationals ... hit .507 during the 2018 season.

PERSONAL

Born Kelli Marie Godin in Long Beach, Calif. ... parents are Kimberly and Russell Godin ... is the youngest of four children ... has one sister, Carissa, and two brothers, Anthony and Curtis ... Curtis played on the UCLA track and baseball teams ... chose to attend UCLA because of the competition on the field and in the classroom ... says the No. 1 reason for competing in softball is because it is not only physically challenging, but also mentally challenging ... favorites include the television show "Friends", actor Ryan Reynolds, actress Blake Lively and the movie "Harry Potter" ... biggest athletic thrill of her career was winning a National Championship ... hobbies include snowboarding, skiing, wakeboarding and water skiing ... psychology major with a career objective of becoming a forensic psychologist.

Year	avg	gp-gs	ab	r	h	2b	3b	hr	rbi	tb	slg%	bb	hbp	so	gdp	ob%	sf	sh	sb-att	po	a	e	fld%
2019	.418	59-58	134	45	56	3	1	0	13	61	.455	12	1	30	0	.469	0	8	23-26	72	9	1	.988
2020	.364	26-26	55	17	20	1	0	0	2	21	.382	7	0	9	0	.435	0	2	14-15	33	2	1	.972
TOTAL	.402	85-84	189	62	76	4	1	0	15	82	.434	19	1	39	0	.459	0	10	37-41	105	11	2	.983





#18 SARA RUSCONI VICINANZA
CATCHER • B/T: R/R
5-9 • RS FRESHMAN
SAN DIEGO, CALIF.

2020
 Rusconi Vicinanza had seven hits in 16 at-bats (.438), adding three home runs, seven runs batted in and four runs scored ... her first collegiate hit was a solo home run on Feb. 9 against Pittsburgh ... belted a three-run homer versus Mount St. Mary's (Feb. 28) ... had a three-run homer and a single against Boston U. on March 7 ... singled and scored versus Liberty (Feb. 15), doubled against Cal Poly (March 8) and singled versus UCF (March 6).

CATHEDRAL CATHOLIC HIGH SCHOOL

Rusconi Vicinanza played four years of catcher and third base at Cathedral Catholic High School in San Diego ... earned First Team All-Western League honors as a junior in 2018 and Second Team All-League in 2019 as a senior ... named to the San Diego Union Tribune All-Academic Team twice ... was team captain and Offensive Player of

Year	avg	gp-gs	ab	r	h	2b	3b	hr	rbi	tb	slg%	bb	hbp	so	gdp	ob%	sf	sh	sb-att	po	a	e	fld%
2020	.438	13-6	16	4	7	1	0	3	7	17	1.063	1	0	4	0	.471	0	0	0-0	74	1	0	1.000
TOTAL	.438	13-6	16	4	7	1	0	3	7	17	1.063	1	0	4	0	.471	0	0	0-0	74	1	0	1.000

the Year in '19 when she hit .385 ... helped the Dons to a 2017 CIF-San Diego Section Open Division Championship, four Western League titles and a 2018 CIF-SDS runner-up appearance ... coached by Margaret Mauro ... played travel ball with Athletics Mercado under coaches Dave Mercado, Brian Tidd and Mark Smith ... her team won the 2019 IDT Boulder Championship.

PERSONAL

Born Sara Anna Rusconi Vicinanza in San Diego ... parents are Cristina Rusconi and Ulisse Vicinanza ... father, a professional sailor for 15 years, was part of an Italian team (Il Moro di Venezia) which finished runner-up at the America's Cup in 1992 ... has an older brother, Alex ... decided to attend UCLA because it offered her the best of both worlds in being able to get a world-class education and be a part of such a prestigious program ... says the number one reason she competes in softball is because it makes her happy ... thing she likes the most about softball is the fast pace and quick thinking it requires ... hobbies include relaxing and spending time with her family ... biggest athletic thrill of her career was winning the CIF Open Division title as a sophomore ... favorites include the television show "Lucifer", actress Julia Roberts, the movie "Forever My Girl" and former NFL quarterback Andrew Luck ... undeclared major.



#19 ALYSSA GARCIA
CATCHER/1B • B/T: L/R
5-9 • RS FRESHMAN
CHULA VISTA, CALIF.

2020
 Garcia hit .354 with nine runs batted in, five runs scored and four walks ... was tied for second on the team with five doubles ... posted a six-game hitting streak from Feb. 9-16 (8-for-16, .500, 4 RBI, 3 2B) ... had three RBI on a two-run double and a run-scoring triple against Weber State on Feb. 29 ... recorded a two-run single versus Pittsburgh (Feb. 9) ... had two hits and an RBI against both Cal Poly (Feb. 7) and San Diego (Feb. 9) ... tallied two hits versus No. 15 Georgia on Feb. 15 ... made just two errors in 158 chances for a .987 fielding percentage.

MATER DEI CATHOLIC HIGH SCHOOL

Garcia played catcher and first base at Mater Dei Catholic High School in Chula Vista, Calif. ... was named Metro Mesa League Player of the Year and First Team All-CIF as a senior and sophomore ... hit .519 with five home runs,

Year	avg	gp-gs	ab	r	h	2b	3b	hr	rbi	tb	slg%	bb	hbp	so	gdp	ob%	sf	sh	sb-att	po	a	e	fld%
2020	.354	20-18	48	5	17	5	1	0	9	24	.500	4	2	3	0	.426	0	0	0-0	150	6	2	.987
TOTAL	.354	20-18	48	5	17	5	1	0	9	24	.500	4	2	3	0	.426	0	0	0-0	150	6	2	.987

32 runs batted in and 14 doubles in 2019 ... was First Team All-League and team Best Offensive Player all four years, finishing her career with a .456 average and 92 RBI ... was a 2019 MaxPreps High School All-American and All-California State ... helped the Crusaders to the Open Division section title, as well as three-straight league championships ... coached by Mike Centrullo ... played travel ball with Firecrackers Rico/Weil under coaches Tony Rico and Rob Weil ... played in the 2019 PGF High School All-American game ... won a PGF title with Athletics Mercado in 2016 ... invited to USA Junior National Team tryout.

PERSONAL

Born Alyssa Marie Garcia in Chula Vista, Calif. ... parents are Jackie and Tony Garcia ... father played minor league baseball in the Seattle organization ... has an older sister, Kassie, and a younger brother, Aaron ... chose to attend UCLA because of the academic and athletic programs ... thing she likes the most about softball is knowing her teammates have her back no matter what ... favorite hobby is hanging out with her friends and family ... biggest athletic thrill of her career was getting to attend selection camp for the U.S. Junior National Team ... favorites include the television show "Friends", the Los Angeles Dodgers and Hall of Fame outfielder Ken Griffey, Jr. ... pre-psychology major.



#20 ANNA VINES
UTILITY • B/T: L/R
5-5 • RS SOPHOMORE
TEMECULA, CALIF.

2020
 Vines had two hits in three at-bats (.667), scoring eight runs and adding a home run, two runs batted in, a double and a stolen base in 17 games ... belted her first career home run, a two-run shot, against Pittsburgh on Feb. 9, also recording a double ... stole a base versus UCF (March 6) ... scored runs against San Diego (Feb. 9), No. 7 Florida (Feb. 22), Mount St. Mary's (Feb. 28), Weber State (Feb. 29), San Diego State (Feb. 29), Boston U. (March 7) and Cal Poly (March 8).

2019

Played in 41 games, making 17 starts ... hit .290 (9-for-31) with 13 runs scored, three sacrifice hits and two runs batted in ... scored a pair of runs and drew a bases-loaded walk at CSUN (March 24) ... produced two singles and a run versus Boston U. on March 10 ... singled, scored and drove in a run on Feb. 23 against Nebraska ... singled, scored and stole a base versus Fresno State on Feb. 16

Year	avg	gp-gs	ab	r	h	2b	3b	hr	rbi	tb	slg%	bb	hbp	so	gdp	ob%	sf	sh	sb-att	po	a	e	fld%
2019	.290	41-17	31	13	9	0	0	0	2	9	.290	1	0	1	0	.313	0	3	1-3	27	25	2	.963
2020	.667	17-2	3	8	2	1	0	1	2	6	2.000	0	0	0	0	.667	0	0	1-1	5	4	0	1.000
TOTAL	.324	58-19	34	21	11	1	0	1	4	15	.441	1	0	1	0	.343	0	3	2-4	32	29	2	.968

... singled and scored against Saint Mary's (Feb. 9) ... crossed home plate versus Ole Miss (Feb.

16), BYU (March 9) and Cal State Fullerton (March 26) ... singled versus UT Arlington (Feb. 7), Georgia State (Feb. 9), No. 5 Washington (March 16) and Oregon State (April 19) ... scored runs as a pinch-runner against Colorado State (Feb. 24), Robert Morris (March 8), Long Beach State (March 10) and Oregon (April 14).

VISTA MURRIETA HIGH SCHOOL

Vines played four years of softball at Vista Murrieta High School in Murrieta, Calif. ... was named First Team All-Southwestern League her first three seasons ... helped the Broncos to a league title as a junior ... coached by Katie Terrazas ... played travel ball with Firecrackers under coaches Tony Rico and Rob Weil ... ranked 17th in the FloSoftball Hot 100 ... played in the PGF All-Star East vs. West game ... participated in the Louisville Slugger Hit Club this past summer.

PERSONAL

Born Anna Louise Vines in Loma Linda, Calif. ... parents are Christy and Anthony Vines ... has an older sister, Brooke, and a younger brother, Christian ... Brooke played softball at Tennessee ... chose to attend UCLA because of the academics, athletics and environment ... things she likes the most about playing softball are competing with the best of the best and being able to play with great athletes ... biggest hobby is watching Netflix ... favorites include former New York Yankees' shortstop Derek Jeter, actor Channing Tatum, the movie "Longest Ride" and musical acts Chris Brown and Dan and Shay ... majoring in political science.



NAPA HIGH SCHOOL

Guzman played four years of varsity softball at Napa High School in Napa, Calif. ... named All-Vine Valley Athletic League First Team every season ... earned Offensive Player of the Year honors as a junior ... was a finalist for All-County POY as a freshman and sophomore ... in 84 career varsity games, hit .466 with 104 runs scored, 50 runs batted in and 76 stolen bases ... coached by Ron Walston ... played travel ball with Universal (Garcia).

PERSONAL

Born Grace Elizabeth Guzman in Napa, Calif. ... parents are Mary Beth and David Guzman ... has an older brother, Michael, who played on the Bruin tennis team (2013-2017) ... decided to attend UCLA because her brother went to the school, it is close to home and the softball is amazing ... says the No. 1 reason she competes in softball is the joy of playing and getting to meet so many great people ... hobbies include playing Xbox or Among Us, or doing Tik Tok ... lists her biggest athletic thrill so far as winning sectionals in high school ... favorites include the movie "Crazy Rich Asians", singers Machine Gun Kelly and Billie Eilish, the Golden State Warriors and the television shows "Gossip Girl" and "Naruto" ... undeclared major.

#21 GRACE GUZMAN
OUTFIELDER • B/T: L/R
5-4 • FRESHMAN
NAPA, CALIF.



2020

Jordan was named a Softball America First Team All-American, leading the Bruins with a .435 batting average, a .552 on base percentage and 13 doubles ... also tied for the team lead with 15 walks and was tied for third with 27 runs batted in, adding 18 runs scored ... was tied for second with seven multiple-RBI games and tied for third with seven multi-hit contests ... ranked second nationally in doubles, tied for 24th in on base percentage and tied for 27th in RBI ... was first among Pac-12 players in doubles, tied for first in on base percentage, tied for sixth in walks, tied for seventh in RBI, eighth in batting average and 10th in slugging percentage (.710) ... after driving in three in the season opener against CSU Bakersfield (Feb. 6) despite not getting a hit, she reeled off a 15-game hitting streak from Feb. 7-27 (.561, 23-for-41, 2 HR, 20 RBI, 10 2B, 12 R, 10 BB) ... was named NFCA National Player of the Week on Feb. 18 after batting .571 (8-for-14) with eight RBI at the St. Pete Clearwater Elite Invitational ... had

#23 AALIYAH JORDAN
OUTFIELDER • B/T: L/R
5-7 • RS JUNIOR
CHULA VISTA, CALIF.

two hits, including the go-ahead, two-run double in the seventh inning in a win over No. 5 Florida State (Feb. 16) ... had two doubles and three RBI earlier on Feb. 16 against USF ... posted two hits and an RBI versus No. 15 Georgia (Feb. 15) ... was 3-for-4 with four RBI on a two-run homer and a two-run double against Texas A&M (Feb. 21) ... hit a two-run bomb versus No. 3 Texas on Feb. 27 ... went 3-for-3 with two RBI against CSU Bakersfield (Feb. 8) ... had a pair of hits and an RBI against No. 15 Georgia (Feb. 15), Wisconsin (Feb. 22) and Weber State (Feb. 29) ... drove in two versus Auburn on Feb. 23.

2019

Earned NFCA All-West Region Second Team and All-Pac-12 First Team honors, leading the Bruins with 20 doubles, ranking second with 13 home runs, 61 runs batted in, a .711 slugging percentage and a .467 on base percentage, tied for second with 28 walks and tied for third with a .383 batting average, adding 42 runs scored ... tied for 10th nationally in doubles, tied for 16th in RBI and tied for 35th in total bases (128) ... among Pac-12 players was first in doubles, tied for fourth in RBI, sixth in on base percentage, tied for sixth in total bases, eighth in slugging and hits (69) and ninth in batting average and homers ... was second on the team with 16 multiple-RBI games and third with 18 multi-hit contests ... posted a 12-game hitting streak from Feb. 9-March 1, batting .474 (18-for-38) with two homers, 14 RBI and five doubles ... also had hits in 12 of the final 13 games of the season, batting .406 (13-for-32) in the NCAA Tournament with four homers, 12 RBI, nine runs and nine walks ... was named to the All-Tournament Team at the Women's College World Series, where she hit .571 (8-for-14) with three homers, six RBI, six runs and six walks ... had solo homers and two hits in both games of the WCWS Championship Series against No. 1 Oklahoma (June 3-4) ... singled, scored and walked twice versus No. 3 Washington on June 2 ... had an RBI double and a single against No. 6 Arizona (May 31) ... drove in three on a homer versus No. 8 Minnesota on May 30, scoring and walking twice ... had a two-run single versus No. 14 James Madison (May 25) ... was 4-for-12 (.333) at the L.A. Regional (May 17-19), recording a two-run homer against Missouri (May 18) and two more RBI versus Missouri (May 19) ... had a two-run double versus No. 6 Arizona on May 10 ... posted two hits, including a solo homer, at Stanford on May 5 ... was 3-for-3 with three RBI and two runs versus Utah (April 28) ... had two hits and three runs at Oregon State on April 19 ... was 6-for-8 (.750) in the series at No. 19 Arizona State (April 5-7), hitting three homers, driving in seven and scoring eight times ...

posted two homers, a two-run shot and a solo jack, in a three-hit, three-RBI contest on April 6, adding two hits, three runs and three RBI, including a two-run homer, on April 7 ... belted a three-run homer on March 31 versus California ... scored three times at No. 5 Washington on March 17 ... had three hits, all doubles (tied school record), on March 9 versus Liberty, adding two more in the next game against Boston U. (March 10) ... hit a grand slam on March 8 against Robert Morris ... drove in three versus No. 4 Oklahoma on Feb. 22, adding two-hit games in each of the next three contests (Missouri - Feb. 22, Nebraska - Feb. 23, No. 16 Kentucky - Feb. 23) ... had two hits and three RBI, including a solo homer, on Feb. 17 versus UC Riverside ... belted two-run homers against Hawai'i (Feb. 8) and Saint Mary's (Feb. 9).

2018

Was a First Team NFCA All-American, First Team NFCA All-Region, Pac-12 Freshman of the Year, Pac-12 Batting Champion, All-Pac-12 First Team, Pac-12 All-Freshman Team and a Top 10 finalist for the NFCA FOY and USA Softball Player of the Year awards ... was a six-time Pac-12 Freshman of the Week (Feb. 20 and 27, March 13, April 2, 23 and 30), as well as Pac-12 Player of the Week on April 23 ... led the team with a .429 batting average, 12 home runs, 67 runs batted in, 84 hits, 15 doubles, 141 total bases, a .719 slugging, a .491 on base percentage and 27 walks ... was also tied for first with three triples, second with five sacrifice flies and third with 56 runs scored, adding six stolen bases ... ranked sixth in the nation in hits, tied for seventh in RBI, tied for 15th in sacrifice flies, tied for 16th in total bases, 21st in runs, tied for 21st in average, 46th in on base percentage and 47th in slugging ... along with batting average, led all Pac-12 players in RBI, hits, total bases and on base percentage, ranked second in slugging, third in runs, tied for third in sacrifice flies, fifth in doubles, tied for sixth in homers and tied for ninth in walks ... led the team with 28 multiple-hit games and was second with 16 multi-RBI contests ... had three separate hitting streaks of seven games (Feb. 17-24: .722, 3 HR, 14 RBI, 10 R; April 7-21: .478, 2 HR, 6 RBI, 7 R; May 19-31: .381, 1 HR, 4 RBI, 6 BB) and two streaks of six (March 25-April 3: .550, 1 HR, 14 RBI, 9 R; April 27-May 4: .471, 4 RBI, 6 R) ... hit .353 (12-for-34) in the NCAA Tournament with a homer, four RBI and six walks ... collected five hits in 14 at-bats (.357) at the WCWS, producing two hits in both games on June 3 against No. 6 Florida State and an RBI triple on May 31 versus FSU ... was 2-for-5 (.400) in the L.A. Super Regional against No. 14 Arizona, with an RBI double and two walks on May 24 and an RBI single on May 25 ... hit .333 (5-for-15) at the L.A. Regional (May 18-20), belting a homer on May 19 versus Texas State and collecting two hits in the Regional championship against Cal State Fullerton (May 20) ... hit a two-run homer on May 11 against No. 6 Arizona State ... was 4-for-10 (.400) in the series at No. 24 California (May 4-6), recording two hits in the first and last contests, including a solo homer on May 6 ... hit a solo homer in game one against No. 1 Washington (April 20) and a two-run homer the following day ... posted five hits in 11 at-bats (.455) in the series at No. 11 Arizona (April 13-15), tallying three hits in the middle contest and a pair of RBI in game three ... was 2-for-3 with four RBI, including a two-run homer, on April 3 versus CSUN ... went 5-for-11 (.455) with three RBI and five runs in the series at Utah (March 29-31), collecting two hits in both the first and third contests ... had four hits in 10 at-bats (.400) with seven RBI and three runs in the series against No. 24 Oregon State (March 24-26), going 2-for-2 with three RBI in game two and adding a pair of two-RBI singles in game three ... hit a two-run homer at No. 6 Oregon on March 16, and had two hits, including a three-run homer versus the Ducks on March 17 ... was 4-for-4 with a solo homer at No. 21 Long Beach State (March 11), adding two hits in a game earlier that day versus No. 16 Ohio State ... had three hits in back-to-back games against UCF (March 2) and No. 21 Minnesota (March 3) ... belted two-run homers in both ends of a Feb. 23 doubleheader against No. 23 Nebraska and Liberty ... had four RBI on a two-run homer, the first of her collegiate career, and a two-run double versus Grand Canyon (Feb. 19) ... was 5-for-5 with four RBI in a Feb. 18 doubleheader against Syracuse (two hits) and UAB (three hits), driving in a pair in both games.

Year	avg	gp-gs	ab	r	h	2b	3b	hr	rbi	tb	slg%	bb	hbp	so	gdp	ob%	sf	sh	sb-att	po	a	e	fld%
2018	.429	65-65	196	56	84	15	3	12	67	141	.719	27	2	31	3	.491	5	1	6-8	50	2	2	.963
2019	.383	61-61	180	42	69	20	0	13	61	128	.711	28	1	30	0	.467	1	0	1-1	6	0	0	1.000
2020	.435	26-26	69	18	30	13	0	2	27	49	.710	15	3	6	0	.552	0	0	3-4	8	0	0	1.000
TOTAL	.411	152-152	445	116	183	48	3	27	155	318	.715	70	6	67	3	.491	6	1	10-13	64	2	2	.971

2017

Utilized a redshirt season following a knee injury.

BONITA VISTA HIGH SCHOOL

Jordan was a four-year center fielder at Bonita Vista High School in Bonita, Calif. ... was a four-time First Team All-CIF honoree, hitting .439 for her career with 17 home runs, 100 runs batted in, 34 doubles and 10 triples ... coached by John Carlson ... hit .369 as a senior with four homers and 16 RBI ... played travel ball with Corona Angels under coach Marty Tyson ... was a team captain in 2016.

PERSONAL

Born Aaliyah Nicole Jordan in San Diego, Calif. ... parents are Felicia and Alejandro Jordan ... has an older sister, Kayla, and a younger brother, Kenneth ... Kayla played four seasons of softball at San Diego State ... chose to attend UCLA for the academic and athletic tradition, along with being close to home ... thing she likes the most about softball is that if you mess up on one aspect of the game, you can come back and make up for it ... favorites include the TV show "Power", NFL wide receiver Odell Beckham, Jr., actress Gabrielle Union, actor Michael B. Jordan and rapper Chance the Rapper ... biggest athletic thrill was winning the National Championship in 2019 ... biggest hobby is painting ... is currently in the master's program after earning her bachelor's in psychology (history minor).




ST. ANTHONY HIGH SCHOOL

Malau'ulu prepped for four years at St. Anthony High School in Long Beach, Calif. ... multiple First Team All-CIF and All-League selection ... two-time varsity captain ... hit .423 in her shortened senior season after hitting .508 as a junior with nine stolen bases ... named All-Area Second Team as a junior ... helped the Saints to a CIF Southern Section title as a freshman ... coached by Brian McCalip ... played travel ball with Firecrackers - Rico/Weil ... was a PGF All-American, coming in at fifth in the Extra Inning Softball rankings.

PERSONAL

Born Thessa Kiona Malau'ulu in Harbor City, Calif. ... parents are Vivian and George Malau'ulu ... father was a quarterback at the University of Arizona ... aunt Miya was a volleyball player at Oregon State and uncle Arnold was a football player at UCLA ... has an older sister, Chloe, and two younger brothers, Jordan and Koa ... decided to attend UCLA because there is no other school in the country where you can earn a prestigious degree and play softball at such an elite level ... says her motivation behind playing softball is to compete for her younger cousins that look up to her ... thing she likes the most about softball is that it is a game of failure that continues to challenge her every day ... biggest athletic thrill so far was winning the CIF title as a freshman ... hobbies include playing the guitar and ukulele ... wears No. 24 in honor of Kobe Bryant ... favorites include the television show "Grey's Anatomy", the movie "Creed", singers Justin Bieber and Frank Ocean and the Las Vegas Raiders ... undecided on a major, but would like a career in sports medicine or sports management.

#24 THESSA MALAU'ULU
INFIELDER • B/T: L/R
5-7 • FRESHMAN
LONG BEACH, CALIF.



2020

Sullivan did not appear in a game.

KAMEHAMEHA SCHOOLS

Sullivan was a three-sport athlete at Kamehameha Schools in Kea'au, Hawai'i ... played four years apiece in softball, basketball and track and field ... named All-Hawai'i and All-BIIF First Team, as well as All-Tournament Team, in softball every season ... All-BIIF Softball Player of the Year in 2017 and 2018 ... hit .652 for her career, leading the BIIF in home runs as a junior and senior, and the state in homers as a junior ... helped the Warriors to an HHSAA D2 Girls State runner-up finish in her senior year, as well as BIIF titles every season ... coached in softball by Akea Kiyuna ... was also All-Hawaii First Team twice in basketball, as well as a two-time BIIF shotput and discus champion ... played travel ball with Hawaii Pearls Maui under coaches Lei Nakamura and Tony Saffery.

PERSONAL

Born Taylor-James Kaulanaokalanikai Sullivan in Honolulu, Hawai'i ... parents are Kandi Miranda Kauka and James Sullivan ... has three younger sisters, Maya, Jordan and De'ani, and one younger brother, Dilen ... decided to attend UCLA after visiting the campus in the seventh grade and immediately falling in love ... says the top reasons she competes in softball are loving the anxious feeling she gets before going out to compete, getting to travel around the country and playing the game she loves ... hobbies include hanging out with friends and family, hiking, chasing waterfalls and going to the beach ... biggest athletic thrills were winning four BIIF softball titles, and scoring the game-winning run to earn a spot in the state championship as a senior ... favorites include the television show "The Office", the movie "Avengers Endgame", the Los Angeles Dodgers and NBA star LeBron James ... political science pre-law major.

#25 TAYLOR SULLIVAN
CATCHER • B/T: R/R
5-8 • RS SOPHOMORE
WAIMEA, HAWAII



2020

Snow appeared in 15 games, scoring five runs ... posted her first collegiate hit and RBI on a single against Mount St. Mary's on Feb. 28, also recording a putout in left field ... scored runs versus Cal Poly (Feb. 7), Pittsburgh (Feb. 9), San Diego (Feb. 9), Liberty (Feb. 15) and USF (Feb. 16).

GREAT BRITAIN - 2019

Competed during the summer with Great Britain at the Women's European Championship and the Europe/Africa Olympic Qualifier ... played in seven of 11 games at the European Championship, making four starts ... hit .500 (6-for-12) with four RBI, eight runs and two steals, as GBR finished third ... Great Britain reached the final game of the Olympic qualifier against Italy.

2019

Came off the bench as a pinch-runner 18 times, scoring four runs against Fresno State (Feb. 16), Colorado State (Feb. 24), Robert Morris (March 8) and BYU (March 9) ... registered a putout defensively at second

base versus UC Riverside on Feb. 17.

2018

Did not play.

CARLSBAD HIGH SCHOOL

Snow was a four-sport athlete at Carlsbad High School in Carlsbad, Calif. ... played three years of varsity softball (center field/second base), four years of track and field (jumps/relay/hurdles), three years of basketball (forward/center) and two years of volleyball (utility) ... named First Team All-CIF San Diego Section, First Team All-Avocado West League and team Most Valuable Player as a senior, helping the Lancers to a CIF San Diego Section Division Championship ... hit .420 with 39 runs scored, 14 runs batted in and eight stolen bases in 2017 ... also earned a CIF SDS Division Sportsmanship Award in 2017 ... in 2016, was Honorable Mention All-League, as CHS finished third in CIF ... Carlsbad was CIF runner-up in 2015 ... coached in softball by Danielle Kinsley ... in track, was a four-time CIF finalist ... played with the Great Britain National Softball Team in 2014 (European National Championships), 2015 (World Championships and European National Championships), 2016 (European National Championships - First Place) and 2017 (World Championships) ... also competed with GBR in track and field at the Junior Olympics (2011-2015 - First Place in high jump each year) and the National Championships (2014 - First Place in high jump and Second Place in pentathlon).

#32 ALANA SNOW
UTILITY • B/T: L/R
5-9 • SENIOR
CARLSBAD, CALIF.

Year	avg	gp-gs	ab	r	h	2b	3b	hr	rbi	tb	slg%	bb	hbp	so	gdp	ob%	sf	sh	sb-att	po	a	e	fld%
2018	.000	1-0	0	0	0	0	0	0	0	0	.000	0	0	0	0	.000	0	0	0-0	0	0	0	.000
2019	.000	18-0	0	4	0	0	0	0	0	0	.000	0	0	0	0	.000	0	0	0-0	0	1	0	1.000
2020	1.000	15-0	1	5	1	0	0	0	1	1	1.000	0	0	0	0	1.000	0	0	0-0	1	0	0	1.000
TOTAL	1.000	34-0	1	9	1	0	0	0	1	1	1.000	0	0	0	0	1.000	0	0	0-0	1	1	0	1.000

PERSONAL

Born Alana Colleen Cherie Gilbert Snow in Chertsey, England ... parents are Cindy Gilbert and Russ Snow ... mother, who went to UCLA, competed on the 1972 U.S. Olympic team in the high jump at age 15, the youngest athlete ever to compete in track and field ... father is a professional fastpitch softball player and is in the Great Britain Hall of Fame ... has an older brother, Scott, who was a member of the UCLA track and field team and has a Top 3 fastest time at UCLA in the 1500m ... chose to attend UCLA because it has been her dream ever since she was eight years old ... thing

she likes the most about playing softball is that it is a perfect combination between an individual sport and a team sport ... favorites include the television show "The Marvelous Mrs. Maisel", the band Mumford and Sons and Bacon Buddies (breakfast sandwich her mom used to make every Sunday morning consisting of english rolls, bacon, scrambled eggs and cheese) ... biggest athletic thrills of her career were getting to compete in the 2020 Olympic Qualifier and getting to the final game, and scoring a run in that tournament against the Czech Republic ... hobbies include playing beach volleyball, yoga, climbing and writing ... psychology major.



#33 TAYLOR EDWARDS
UTILITY • B/T: L/L
5-6 • RS FRESHMAN
CARSON, CALIF.

2020

Edwards played in 20 games, going 2-for-10 (.200) with six runs scored, a home run and four runs batted in ... had what proved to be the final hit of the COVID-19 shortened season, belting a three-run homer on March 8 in a mercy-rule win over Cal Poly, the first dinger of her career ... had an RBI single and a stolen base on Feb. 7 versus Cal Poly ... also scored runs against No. 15 Georgia (Feb. 15), USF (Feb. 16), Auburn (Feb. 23), Mount St. Mary's (Feb. 28) and Weber State (Feb. 29).

CARSON HIGH SCHOOL

Edwards played four years of softball and four years of basketball at Carson High School in Carson, Calif. ... First Team All-City, All-Marine League and Scholar Athlete every season ... was named Marine League Player of the Year as a senior, as she hit .578 with nine home runs, 35

runs batted in, nine doubles, nine steals and eight triples ... two-time First Team All-Area and Slugger of the Year ... hit .521 during her career with 18 homers, 108 RBI, 26 steals, 24 doubles and 24 triples ... was the 2019 CHS Athlete of the Year, and the only female athlete honored by the Carson Colts Alumni Association (Vollnogle Leadership Award) ... coached in softball by Rudy Aguirre and Cam Werner ... was a CIF Championship Game MVP in 2018 in basketball ... played travel softball with SoCal Athletics under coach Terry Thompson.

PERSONAL

Born Taylor Lauren Edwards in Los Angeles ... parents are Lashawn and Alfred Edwards ... brother, Jordan, attends school at UC Riverside ... cousin, Oscar Edwards, was an All-American with UCLA football (1974-1976) ... hobbies include restoring cars with her father and photography ... chose to attend UCLA because she was born here, and for the great education and athletic programs ... favorites include the television show "Martin", singer J. Cole, the Golden State Warriors and their star Stephen Curry ... political science major.

Year	avg	gp-gs	ab	r	h	2b	3b	hr	rbi	tb	slg%	bb	hbp	so	gdp	ob%	sf	sh	sb-att	po	a	e	fld%
2020	.200	20-0	10	6	2	0	0	1	4	5	.500	2	0	1	0	.333	0	0	1-3	13	0	0	1.000
TOTAL	.200	20-0	10	6	2	0	0	1	4	5	.500	2	0	1	0	.333	0	0	1-3	13	0	0	1.000



#37 KINSLY WASHINGTON
INFIELDER • B/T: L/R
5-8 • RS JUNIOR
WHITTIER, CALIF.

2020

Washington was second on the team with 29 runs scored and third with 11 stolen bases, adding a .353 batting average, two home runs, 15 runs batted in, 10 walks and a team-high two triples ... led the Bruins with nine multiple-hit games, adding four multi-RBI contests ... was tied for 10th nationally in runs scored ... ranked fifth among Pac-12 players in runs, tied for fifth in triples, sixth in stolen bases and tied for 10th with 30 hits ... had a seven-game hitting streak from Feb. 16-27 (.385, 10-for-26, 9 R, 3 SB) ... posted four RBI, including a three-run homer, in a two-hit game against St. John's on March 3 ... had three hits, including a solo homer, three RBI and two runs versus Liberty (Feb. 15) ... knocked in three and had three hits against San Diego (Feb. 9) ... had three RBI, two hits and two runs against CSU Bakersfield on Feb. 6 ... produced two-hit contests against USF (Feb. 16), Texas A&M (Feb. 21), Auburn (Feb. 23), Weber State (Feb. 29) and San Diego (March 1) ... scored a pair of runs in a

game 10 times ... had two stolen bases against both Auburn and Cal Poly (March 8).

2018

Washington was second on the team with 29 runs scored and third with 11 stolen bases, adding a .353 batting average, two home runs, 15 runs batted in, 10 walks and a team-high two triples ... led the Bruins with nine multiple-hit games, adding four multi-RBI contests ... was tied for 10th nationally in runs scored ... ranked fifth among Pac-12 players in runs, tied for fifth in triples, sixth in stolen bases and tied for 10th with 30 hits ... had a seven-game hitting streak from Feb. 16-27 (.385, 10-for-26, 9 R, 3 SB) ... posted four RBI, including a three-run homer, in a two-hit game against St. John's on March 3 ... had three hits, including a solo homer, three RBI and two runs versus Liberty (Feb. 15) ... knocked in three and had three hits against San Diego (Feb. 9) ... had three RBI, two hits and two runs against CSU Bakersfield on Feb. 6 ... produced two-hit contests against USF (Feb. 16), Texas A&M (Feb. 21), Auburn (Feb. 23), Weber State (Feb. 29) and San Diego (March 1) ... scored a pair of runs in a game 10 times ... had two stolen bases against both Auburn and Cal Poly (March 8).

LA SALLE HIGH SCHOOL

Washington prepped at La Salle High School in Pasadena, Calif. ... played shortstop on the softball team, while also playing one year of basketball ... was twice named to the All-Del Rey League Team, while also earning team MVP, Best Defensive Player and captain honors ... had a career .484 batting average, .544 on base percentage, .762 slugging, eight home runs and 35 stolen bases in three seasons, sitting out her senior year ... coached in softball by Julie Ward ... played travel ball with Corona Angels under coach Marty Tyson ... was a team captain, helping the Angels to a PGF Shootout Championship in 2015 and a runner-up showing at the '14 PGF National Championship.

PERSONAL

Born Kinsley Noelle Washington in Whittier, Calif. ... parents are Dana and James, who both attended UCLA ... James was a two-time All-American safety at UCLA and went on to play for

Year	avg	gp-gs	ab	r	h	2b	3b	hr	rbi	tb	slg%	bb	hbp	so	gdp	ob%	sf	sh	sb-att	po	a	e	fld%
2018	.328	62-61	137	35	45	7	1	0	10	54	.394	14	3	22	1	.400	1	0	7-8	255	19	9	.968
2019	.321	62-61	168	43	54	9	4	1	19	74	.440	9	4	30	0	.370	0	1	7-8	139	60	6	.971
2020	.353	26-26	85	29	30	1	2	2	15	41	.482	10	2	10	0	.433	0	0	11-11	58	12	4	.946
TOTAL	.331	150-148	390	107	129	17	7	3	44	169	.433	33	9	62	1	.395	1	1	25-27	452	91	19	.966

eight seasons in the NFL, winning a pair of Super Bowls with the Dallas Cowboys ... has two older brothers, Richard and Ryan ... chose to attend UCLA because it has always been her dream school, having come to softball camps as a young child and looking up to the girls who wore those four letters across their chest, and wanting to be a role model for up and coming players and impact the softball community in a positive way ... things she likes the most about playing softball are that it doesn't feel like a job or work, and that it's a positive outlet that gives her the adrenaline

to perform to her highest ability every day on the field ... favorites include the television show "Criminal Minds", the Los Angeles Dodgers, the band Maroon 5 and actor Tom Cruise ... biggest athletic thrills were winning a National Championship and also making ESPN's Top 10 plays a couple of times during the 2019 season ... favorite pastimes are shopping and taking baths ... majoring in forensic psychology with a minor in cognitive science, with the career objective of becoming an FBI forensic psychologist.



#43 JENAVEE PERES
CATCHER • B/T: R/R
5-6 • RS SENIOR
GARDEN GROVE, CALIF.

2020

Peres hit .345 (10-for-29) in nine games, placing third on the team with four home runs ... added nine runs batted in, six runs scored and a pair of doubles ... produced hits in seven of her nine contests ... had a great Bruin debut, notching a solo home run, a single and a walk against No. 9 Alabama on Feb. 14 ... belted a three-run homer on Feb. 15 versus No. 15 Georgia ... had an RBI double against USF (Feb. 16), adding a double and a run later that day versus No. 5 Florida State ... was 3-for-3 with a two-run homer and two runs scored on Feb. 21 against Texas A&M ... hit a two-run, walk-off homer in the eighth inning to beat Wisconsin (Feb. 22), recording a single later that day against No. 7 Florida.

SAN DIEGO STATE (2015-2017)

Peres played three seasons with San Diego State ... is the school-record holder in batting average (.409), on base percentage (.466) and slugging percentage (.743) ... also ranks third in runs batted in (131), fourth in home runs (34), sixth in runs scored (112) and eighth in total bases (298) ... became the first Aztec to earn NFCA Second Team All-American honors in her junior season (2017) ... ranked fourth in the nation in average (.454) that season, 11th in slugging (.840), tied for 19th in RBI (60) and tied for 22nd in homers (16) ... was the '17 Mountain West Conference Player of the Year and NFCA First Team All-West Region, starting all 48 games she played in ... closed her junior year on a career-best, 18-game hitting streak ... was named

NFCA Second Team All-West Region and Mountain West Freshman of the Year in 2015 ... was invited to the USA Softball Women's National Team Selection Camp in 2016, and was also a member of the USA Junior Women's National Team in '15.

GARDEN GROVE HIGH SCHOOL

Peres was a four-year letterwinner at Garden Grove High School in Garden Grove, Calif. ... was a two-time league MVP and First Team selection (2013-2014) ... was also a First Team All-League pick in 2011 and 2012 with Rancho Alamitos HS ... First Team All-County as a senior, helping the Argonauts reach the second round of the CIF playoffs ... led GGHS to three-straight league titles (2012-2014) ... MaxPreps All-American Second Team in '14 ... three-time MaxPreps All-State First Team (2012-2014) ... coached by Jasen Sutter and John Petrie ... also played volleyball and basketball at GGHS ... played travel ball with Firecrackers under coach Tony Rico.

PERSONAL

Born Jenavee Iayla Peres in Santa Ana, Calif. ... son, Levi, was born in June 2018 ... mother is Lupe Aumua and father is Nick Peres ... has a younger sister, Emilia ... among her numerous cousins to have played collegiate athletics is UCLA alum Brianna Tautalafua ... chose to attend UCLA because the coaches blessed her with the opportunity to finish out her career and obtain a master's degree ... the reasons she competes in softball is because of her son, to be a part of something bigger than herself and to be an inspiration to her son and other moms that have a similar story ... biggest athletic thrill of her career was beating Texas in a Regional tournament game at Easton Stadium during her freshman season ... athlete she admires the most is her uncle, NFL Hall of Famer Troy Polamalu ... favorites include the television show "The Office", the movie "The Nightmare Before Christmas" and singer J.Cole ... working on her master's degree in transformative coaching and leadership, with the career goal of becoming a 911 or OCEFA dispatcher.

Year	avg	gp-gs	ab	r	h	2b	3b	hr	rbi	tb	slg%	bb	hbp	so	gdp	ob%	sf	sh	sb-att	po	a	e	fld%
2015*	.347	55-52	167	30	58	11	0	9	48	96	.575	15	5	28	2	.411	3	2	6-6	188	34	9	.961
2016*	.451	27-25	71	26	32	4	1	9	23	65	.915	12	2	10	2	.535	1	0	6-6	94	7	2	.981
2017*	.454	48-48	163	56	74	11	2	16	60	137	.840	12	5	23	0	.492	5	2	4-6	148	18	3	.982
2020	.345	9-9	29	6	10	2	0	4	9	24	.828	3	0	7	1	.406	0	0	0-0	6	0	0	1.000
TOTAL	.345	9-9	29	6	10	2	0	4	9	24	.828	3	0	7	1	.406	0	0	0-0	6	0	0	1.000
All*	.405	139-134	430	118	174	28	3	38	140	322	.749	42	12	68	5	.462	9	4	16-18	436	59	14	.972



#48 BUBBA NICKLES
UTILITY • B/T: R/R
5-8 • RS SENIOR
MERCED, CALIF.

USA SOFTBALL - 2020

Nickles, who was named to the United States Softball Olympic Team in October 2019, participated in the Stand Beside Her Tour with Team USA and redshirted with UCLA.

2019

Nickles was named Softball America First Team All-American and NFCA Second Team All-American ... also earned NFCA All-West Region and All-Pac-12 First Team honors ... led the Bruins with 18 home runs, 72 runs batted in and a .714 slugging and ranked second with a .390 batting average and 66 runs scored, adding 12 doubles, 24 walks, a .458 on base percentage and six stolen bases ... ranked fifth in the nation in RBI, tied for eighth in runs, tied for ninth in hits (82), 11th in total bases (150) and tied for 24th in homers ... led all Pac-12 players in RBI and hits, ranking third in runs and total bases, sixth in average and homers, seventh in slugging and 10th in on base percentage ... was a two-time Pac-12 Player of the

1 of the WCWS Championship Series (June 3-4) against No. 1 Oklahoma, adding a solo homer in Game 2 ... notched a double and a single versus No. 3 Washington (June 2), a single and a run against No. 6 Arizona (May 31) and a solo homer and two runs versus No. 8 Minnesota (May 30) ... hit .467 (7-for-15) with 11 RBI, two homers, six runs and four doubles at the L.A. Regional (May 17-19) ... homered twice, a grand slam and a solo shot, versus Missouri on May 18, adding five more RBI against Missouri the following day, doubling twice, including once to clear the bases, while adding a two-run single ... had two doubles, scored twice and drove in a run against Weber State (May 17) ... was 4-for-10 (.400) against No. 6 Arizona (May 9-11), homering in the third game ... was 5-for-12 (.417) at Stanford (May 3-5), driving in three runs in the middle contest ... hit .500 (4-for-8) versus Utah (April 26-28) ... was 7-for-10 (.700) at Oregon State, hitting two homers, driving in seven and scoring five times ... had three hits, including a two-run homer, two walks and three runs in game one, went 3-for-3 with two RBI in game two and hit a three-run homer in game three ... was 7-for-11 (.636) with a homer and five RBI in the Oregon series (April 12-14), driving in three in game two and producing three hits in game three ... hit a three-run homer at No. 19 ASU (April 6) ... drove in two on March 16 at No. 5 UW, adding two singles, two RBI and three runs a day later ... had two singles and two RBI versus No. 3 Florida (March 1) ... had two hits and three runs against Nebraska on Feb. 23, adding three RBI, including a two-run homer later that day versus No. 16 Kentucky ... homered against No. 4 Oklahoma (Feb. 22) ... hit a two-run homer and a solo shot against UC Riverside (Feb. 17) ... scored four runs, homered and drove in two against Saint Mary's on Feb. 9 ... named Pac-12 All-Academic Honorable Mention.

Week (April 15 and 22) ... led the Bruins with 25 multiple-hit games and 20 multi-RBI contests ... became the fourth Bruin to record a hitting streak of at least 20 games, batting in 21 in a row from March 31-May 18 ... hit .507 (36-for-71) with seven homers, 29 RBI, 24 runs and seven doubles ... opened the season on a 13-game hitting streak (Feb. 7-23), batting .419 (18-for-43) with six homers, 19 RBI and 18 runs ... added a seven-game streak (March 1-10), batting .346 (9-for-26) with two homers and seven RBI ... hit .341 (14-for-41) in the NCAA Tournament with four homers, 14 RBI and 13 runs ... was named to the All-Tournament Team at the Women's College World Series, producing seven hits in 20 at-bats (.350), adding two homers, three RBI and seven runs ... had hits in all five games in OKC, posting two hits, two walks, an RBI and three runs in Game

USA SOFTBALL - 2018

Wore the Red, White and Blue, competing at the USA Softball International Cup in July ... hit .353 (6-for-17) with three runs batted in, a double, a triple and three runs scored in seven games ... also played in the Japan All-Star Series.

2018

Earned NFCA All-Region First Team and All-Pac-12 Second Team honors ... led the team with

Year	avg	gp-gs	ab	r	h	2b	3b	hr	rbi	tb	slg%	bb	hbp	so	gdp	ob%	sf	sh	sb-att	po	a	e	fld%
2017	.282	63-63	188	36	53	10	0	10	35	93	.495	10	6	19	1	.335	2	1	4-4	62	61	4	.969
2018	.413	65-65	184	36	76	14	2	10	52	124	.674	19	6	15	1	.479	2	7	0-1	51	2	0	1.000
2019	.390	62-62	210	66	82	12	1	18	72	150	.714	24	4	27	0	.458	2	0	6-7	70	4	1	.987
TOTAL	.363	190-190	582	138	211	36	3	38	159	367	.631	53	16	61	2	.426	6	8	10-12	183	67	5	.980

seven sacrifice hits, was second with a .413 batting average, 14 doubles, a .674 slugging, a .479 on base percentage, 124 total bases and six hit by pitches, third with 10 home runs and 52 runs batted in and tied for third with two triples, adding 36 runs scored and 19 walks ... ranked tied for 20th in the nation with 76 hits, tied for 33rd in average and tied for 47th in total bases ... was second among Pac-12 players in average, third in on base percentage, tied for third in sacrifices, fourth in slugging, tied for fourth in hits, fifth in total bases, sixth in RBI and tied for sixth in doubles ... was third on the team with 14 multiple-RBI games, adding 18 multi-hit contests ... had four hitting streaks of at least eight games ... posted a 15-game streak from April 13 to May 10, hitting .442 (19-for-43) with a homer, 18 RBI, five doubles and five walks ... ended the season on an 11-game hitting streak (May 18-June 3), batting .533 (16-for-30) with four homers, 11 RBI and nine runs ... recorded a 10-game streak from Feb. 9-23, batting .593 (16-for-27) with two homers, seven RBI, eight runs and four walks ... had an eight-game hitting streak (Feb. 25-March 10), batting .520 (13-for-25) with a homer, eight RBI, five doubles and nine runs ... had a team-best .533 average (16-for-30), four homers, 11 RBI and nine runs during the NCAA Tournament ... was named to the All-Women's College World Series Team, batting .545 (6-for-11) with two homers, three RBI and five runs ... was a triple short of the cycle with a solo homer, double and single on June 3 (Game 2) against No. 6 Florida State, singling in the first contest that day ... belted a solo homer and walked with the bases loaded, scoring twice, versus No. 2 Florida (June 1) ... singled and walked against FSU on May 31 ... was 4-for-7 (.571) in the Los Angeles Super Regional against No. 14 Arizona, singling and scoring in game one (May 24) and collecting three singles and a walk in game two (May 25) ... hit .500 (6-for-12) at the Los Angeles Regional (May 18-20) with two homers and seven RBI ... in a May 20 doubleheader against Cal State Fullerton, had a two-run double in game one and added a solo homer and an RBI single in game two ... in a May 19 twinbill, singled versus CS Fullerton and hit a three-run homer against Texas State ... singled against Sacramento State (May 18) ... was 4-for-9 (.444) in the series at No. 24 California (May 4-6), tallying two-run singles in the first and last contests ... notched a pair of two-hit games on April 28 against South Dakota and No. 21 Oklahoma State, including a two-run single versus OSU ... had two doubles, including one to clear the bases, versus South Dakota (April 27) ... posted three RBI in the series opener versus Stanford (April 6), hitting a solo homer and a two-run single ... hit a three-run homer at Utah on March 30, adding two hits, including an RBI double, on March 31 ... was 4-for-5 in a March 9 doubleheader, driving in two against Michigan State and launching a three-run homer versus San Jose State ... was 3-for-3 with two doubles and three runs at San Diego (March 3) ... had four singles against Grand Canyon on Feb. 19 ... hit a solo homer and added a single on Feb. 18 versus Syracuse ... posted a solo homer and an RBI triple against Middle Tennessee (Feb. 9).

USA SOFTBALL - 2017

Won gold at the WBSC Junior Women's World Championship for the USA Softball Junior Women's National Team ... set tournament records for home runs with six and runs batted in with 30, recording 20 hits in 29 at-bats for a .690 batting average ... drove in runs in all nine games, including six in the gold medal contest against Japan ... finished fifth with the JWNT at the World Cup of Softball, leading the team with a .550 average (11-for-20), two homers, 10 RBI and four doubles, adding four runs ... had hits in all six of her games, including a 4-for-4, two-RBI effort against Canada.

2017

Was named All-Pac-12 Second Team and All-Pac-12 Freshman Team ... was third on the team with 36 runs scored, batting .282 with 10 home runs, 35 runs batted in, 10 doubles, 10 walks and four stolen bases ... first on the team with six hit by pitches and tied for second with two sacrifice flies ... tied for ninth among Pac-12 players in hit by pitches ... had 14 multiple-hit games and 10 multi-RBI contests ... reached base in her first 14 career contests and had a 12-game hitting streak (team longest) from Feb. 11-24, batting .447 (17-for-38) with two homers, 10 RBI and 12 runs ... was 2-for-9 (.222) at the WCWS, recording a single against No. 13-seed LSU

(June 1) and a single and run versus No. 9-seed Texas A&M (June 3) ... was 2-for-8 (.250) in the L.A. Super Regional (May 25-26) against Ole Miss, recording two hits in game one, including a game-tying, two-run double in the 10th inning ... went 4-for-8 (.500) with three RBI at the L.A. Regional, posting a sacrifice fly against Lehigh (May 19), a single, a double and a run versus San Jose State (May 20) and a two-run double, a single and a walk against Cal State Fullerton (May 21) ... had hits in all three games at No. 22 Arizona State (May 11-13), going 5-for-10 (.500) ... had three hits, including a solo homer, on May 12 ... hit a three-run homer to end the May 5 win against No. 3 Arizona ... went 4-for-9 (.444) with five RBI and four runs in the series against No. 22 California (April 21-23), hitting a pair of homers for the first time in her career in game three, driving in three ... recorded two-hit contests in the last two games of the series at No. 8 Washington (March 31-April 2), scoring at least one run in all three matchups ... had two doubles in game two ... posted three RBI on a two-run homer and an RBI double in game three ... hit a solo homer on March 12 against Texas ... had a two-run homer versus Boston University (March 11) ... was 2-for-2 with an RBI and two runs scored against No. 22 Notre Dame (Feb. 12) ... was 4-for-6 in a doubleheader against Weber State on Feb. 11, posting two hits, a homer, two RBI and two runs in game one and two hits, a homer, three RBI and three runs in game two.

USA SOFTBALL - 2015/2016

Spent the summer of 2015 with the U.S. Junior Women's National Team and the summer of 2016 with the USA Elite Team ... in '15, played in 14 games at the World Cup of Softball and World Championships, posting a homer, 14 RBI and six walks and winning gold at the World Championships ... in 2016, finished fourth at the World Cup, going 3-for-6 (.500) with a homer and three RBI.

MERCED HIGH SCHOOL

Nickles was a four-year starter at pitcher and shortstop at Merced High School in Merced, Calif. ... was named the Gatorade National Softball Player of the Year and Gatorade California State POY as a senior ... was also named a First Team All-American by MaxPreps, USA Today and FloSoftball ... earned Cal-Hi Sports Large School and Merced Sun-Star POY honors and was the Central California Conference Most Valuable Player for the third time (also as a freshman and sophomore) ... hit .552 with eight home runs, 27 runs batted in, 20 doubles, seven stolen bases and zero strikeouts, while going 19-5 with a 0.50 earned run average, nine shutouts, three no-hitters, one perfect game and 308 strikeouts (third in the state of California) in 167 1/3 innings ... helped the Bears to their fourth-straight league title in 2016 and a semifinal showing in the SacJoaquin Section playoffs ... as a junior, was a First Team FloSoftball All-American and a Second Team MaxPreps and USA Today All-American, as well as CCC Pitcher of the Year ... hit .526 with eight homers, 46 RBI and 16 doubles, while going 22-6 in the circle with a 1.18 ERA, 11 shutouts, five no-hitters and 287 strikeouts in 178 2/3 innings ... was a four-time CCC All-Academic selection, Merced Sun-Star POY and team MVP, as well as a three-time Modesto Bee All-District honoree ... career hitting stats: .487 average, 25 homers, 134 RBI, 56 doubles ... career pitching stats: 67-12, 1.05 ERA, 31 shutouts, 11 no-hitters, 809 strikeouts, 524 2/3 innings ... coached by Bart McAfee ... played travel ball with All-American Sports Academy under coaches Bryan Merrida, Greg Howard and Rob Diggle ... was a PGF High School All-American as a senior ... helped AASA to a fifth-place showing at the 2016 PGF National Championship and titles in the '14 and '15 PGF NorCal Challenge.

PERSONAL

Born Madilyn Ida-Marie Nickles in Merced, Calif. ... parents are Natalie and Ted Nickles ... has an older sister, Breanna ... chose to attend UCLA because of how prestigious the academic and athletic programs are ... says the number one reason she competes in softball is the adrenaline rush she gets when the sport puts her in very intense situations ... favorites include the TV show "The Middle", track star Lolo Jones, singer Kenny Chesney and actor Tom Hanks ... hobbies include working out and napping ... majoring in sociology.

JUNIPERO SERRA HIGH SCHOOL


Carter was a shortstop for four years at Junipero Serra High School in Gardena, Calif. ... was a two-time Santa Fe League Most Valuable Player and three-time First Team All-League selection ... was the District 7 Southern Section MVP in 2018 ... two-time team and defensive MVP ... hit .639 as a junior with eight home runs and 27 runs batted in ... helped Serra to a league title and a CIF Championship in 2018 ... coached by Calvin Spencer ... was a PGF All-American with travel ball team Firecrackers TJ.

PERSONAL

Born Lauryn Elisha Carter in Chino, Calif. ... parents are Shannon and Stephen Carter ... has an older brother, Christian, and two younger sisters, Brooklyn and Eryn ... her aunt and cousin have gone to UCLA ... chose to attend UCLA because she wanted a degree from one of the most competitive schools in the nation ... says the No. 1 reason she plays softball is because she knew she was good at it, and she fell in love with the sport knowing that she could succeed ... thing she likes the most about softball is meeting new people ... favorite hobby is eating different kinds of food ... biggest athletic thrill to date was hitting a walk-off during an All-Star Game when she was 12 ... favorites include the television show "Criminal Minds", the movie "Zathura" and singer Wale ... psychology major with the career goal of becoming a physician's assistant.



#94 LAURYN CARTER
OUTFIELDER • B/T: R/R
5-10 • FRESHMAN
INGLEWOOD, CALIF.



#97 DELANIE WISZ
INFIELDER • B/T: R/R
5-6 • RS JUNIOR
ORCUTT, CALIF.

2020

Wisz was second on the team with five home runs, tied for first with 15 walks and tied for second with five doubles, adding a .359 batting average, 16 runs scored and 20 runs batted in ... tied for sixth among Pac-12 players in walks and tied for ninth in homers ... posted five multiple-RBI games ... had 10, one-hit games in a row from Feb. 27-March 7 (.370, 10-for-27, 2 HR, 11 RBI, 5 R, 5 BB, 2 2B) ... had a spectacular Bruin debut, going 3-for-3 with a pair of home runs, a double and three runs scored on Feb. 6 against CSU Bakersfield ... hit a grand slam against No. 18 Minnesota on March 7 ... smashed a three-run homer versus UCF (March 6) ... was named Pac-12 Player of the Week on March 10 after going 5-for-12 (.417) with nine RBI, four runs, three walks and two homers during the week of March 2-8 ... hit a two-run homer against Texas A&M on Feb. 21 ... posted a two-run double against Mount St. Mary's (Feb. 28) ... produced two-hit contests versus Bakersfield (Feb. 8) and No. 7 Florida (Feb. 22).

with nine doubles ... also drew a team-high 22 walks to just 14 strikeouts ... tied for first among WCC players in RBI, was third in homers and tied for fourth in runs ... earned All-WCC Honorable Mention accolades as a freshman, leading LMU with 13 homers, a .637 slugging and 38 runs scored, adding a .333 batting average, 12 doubles and 34 RBI ... was a two-time WCC Player of the Week, and was named to the NISC All-Region and All-Tournament teams ... named WCC All-Academic in 2019.

RIGHETTI HIGH SCHOOL

Wisz was a three-year varsity letterwinner at Righetti High School in Santa Maria, Calif. ... hit .557 with 11 home runs in her senior season when she was named All-City, All-Area and All-Area Utility Player of the Year ... named First Team All-League in each of her three seasons ... hit .564 as a junior with nine home runs ... three-year team captain ... played travel ball with Orcutt Renegades, San Jose Sting, SoCal Athletics and USA Athletics Gold.

PERSONAL

Born Delanie Sue Wisz ... parents are Melissa and Steven ... has two older sisters, Amanda and Stevie, and a younger brother, Canyon ... Stevie, a 2019 National Champion, was a four-year letterwinner for the Bruins ... chose to attend UCLA because it has been her dream school since she started playing softball ... thing she likes the most about softball is getting to meet and form so many relationships ... biggest athletic thrill was hitting a game-winning grand slam to earn a berth into PGF Nationals ... favorites include the television show "Riverdale", actor Ansel Elgort, the Los Angeles Dodgers and their closer Kenley Jansen ... psychology major with the goal of becoming a clinical psychologist.

LOYOLA MARYMOUNT (2018-2019)

Wisz played at Loyola Marymount for two years in 2018 and 2019 ... was named to the All-West Coast Conference Second Team in 2019, leading the Lions with nine home runs and six sacrifice flies, and tying for first with 34 runs batted in ... was second with 32 runs scored, hitting .262

Year	avg	gp-gs	ab	r	h	2b	3b	hr	rbi	tb	slg%	bb	hbp	so	gdp	ob%	sf	sh	sb-att	po	a	e	fld%
2018*	.333	59-59	168	38	56	12	0	13	34	107	.637	14	2	23	0	.389	1	7	4-4	452	21	9	.981
2019*	.262	60-60	168	32	44	9	0	9	34	80	.476	22	3	14	1	.347	6	3	5-6	437	23	10	.979
2020	.359	26-25	64	16	23	5	1	5	20	45	.703	15	1	5	0	.481	1	0	0-1	72	11	1	.988
TOTAL	.359	26-25	64	16	23	5	1	5	20	45	.703	15	1	5	0	.481	1	0	0-1	72	11	1	.988
All*	.308	145-144	400	86	123	26	1	27	88	232	.580	51	6	42	1	.387	8	10	9-11	961	55	20	.981





2020 IN REVIEW



2020 UCLA Softball
Overall Statistics for UCLA (Final)
(All games Sorted by Batting avg)



Record: 25-1 Home: 12-1 Away: 2-0 Neutral: 11-0 Pac-12: 0-0

Player	avg	gp-gs	ab	r	h	2b	3b	hr	rbi	tb	slg%	bb	hp	so	gdp	ob%	sf	sh	sb-att	po	a	e	fld%	
23 Jordan, Aaliyah	.435	26-26	69	18	30	13	0	2	27	49	.710	15	3	6	0	.552	0	0	3-4	8	0	0	1.000	
3 Perez, Briana	.420	26-26	81	31	34	5	1	2	28	47	.580	9	1	7	0	.468	3	4	12-13	22	39	2	.968	
14 Godin, Kelli	.364	26-26	55	17	20	1	0	0	2	21	.382	7	0	9	0	.435	0	2	14-15	33	2	1	.972	
97 Wisz, Delanie	.359	26-25	64	16	23	5	1	5	20	45	.703	15	1	5	0	.481	1	0	0-1	72	11	1	.988	
7 Brady, Maya	.356	26-26	73	22	26	4	0	7	28	51	.699	11	2	9	0	.443	2	2	4-4	27	3	1	.968	
19 Garcia, Alyssa	.354	20-18	48	5	17	5	1	0	9	24	.500	4	2	3	0	.426	0	0	0-0	150	6	2	.987	
37 Washington, Kinsley	.353	26-26	85	29	30	1	2	2	15	41	.482	10	2	10	0	.433	0	0	11-11	58	12	4	.946	
43 Peres, Jenavee	.345	9-9	29	6	10	2	0	4	9	24	.828	3	0	7	1	.406	0	0	0-0	6	0	0	1.000	
5 Rodriguez, Julie	.333	15-9	27	6	9	0	0	1	4	12	.444	4	0	4	0	.419	0	0	0-0	1	0	0	1.000	
11 Curo, Seneca	.304	26-26	56	17	17	3	0	2	13	26	.464	8	2	11	1	.403	1	1	1-2	15	23	2	.950	

32 Snow, Alana	1.000	15-0	1	5	1	0	0	0	1	1	1.000	0	0	0	0	1.000	0	0	0-0	1	0	0	1.000	
20 Vines, Anna	.667	17-2	3	8	2	1	0	1	2	6	2.000	0	0	0	0	.667	0	0	1-1	5	4	0	1.000	
12 Sosa, Lexi	.500	6-5	8	1	4	0	0	1	5	7	.875	1	0	1	0	.556	0	0	0-0	0	3	0	1.000	
18 Rusconi Vicinanza, S	.438	13-6	16	4	7	1	0	3	7	17	1.063	1	0	4	0	.471	0	0	0-0	74	1	0	1.000	
27 Prober, Jacqui	.313	20-6	16	7	5	2	0	0	4	7	.438	1	0	5	0	.353	0	0	0-0	4	0	0	1.000	
8 Faraimo, Megan	.286	9-7	14	2	4	2	0	0	4	6	.429	4	0	4	1	.444	0	0	0-0	1	10	3	.786	
33 Edwards, Taylor	.200	20-0	10	6	2	0	0	1	4	5	.500	2	0	1	0	.333	0	0	1-3	13	0	0	1.000	
Totals	.368	26	655	200	241	45	5	31	182	389	.594	95	13	86	3	.453	7	9	47-54	492	119	16	.974	
Opponents	.187	26	600	33	112	13	1	10	33	157	.262	21	8	221	2	.223	2	2	8-11	436	180	30	.954	

LOB - Team (146), Opp (110). DPs turned - Team (7), Opp (9). CI - Team (0), Opp (1).

(All games Sorted by Earned run avg)

Player	era	w-l	app	gs	cg	sho	sv	ip	h	r	er	bb	so	2b	3b	hr	b/avg	wp	hp	bk	sfa	sha		
8 Faraimo, Megan	0.85	13-1	14	10	10	5/1	0	90.1	49	14	11	5	149	9	0	7	.153	1	4	0	1	2		
12 Sosa, Lexi	1.50	4-0	9	7	3	3/3	0	28.0	22	6	6	9	29	3	0	1	.210	0	2	0	0	0		
4 Azevedo, Holly	1.74	8-0	12	9	4	1/4	0	44.1	39	13	11	6	43	0	1	2	.231	1	2	0	1	0		

5 Rodriguez, Julie	0.00	0-0	1	0	0	0/1	0	1.1	2	0	0	1	0	1	0	0	.400	0	0	0	0	0		
Totals	1.20	25-1	26	26	17	13/4	0	164.0	112	33	28	21	221	13	1	10	.187	2	8	0	2	2		
Opponents	7.80	1-25	26	26	6	0/0	0	145.1	241	200	162	95	86	45	5	31	.368	16	13	0	7	9		

PB - Team (6), Garcia 4, Peres 2, Opp (8). Pickoffs - Team (1), Rusconi Vici 1. SBA/ATT - Garcia (6-9), Faraimo (4-6), Azevedo (2-3), Sosa (2-2), Rusconi Vici (2-2).



**2020 UCLA Softball
Game Results for UCLA (Final)
(All games)**



Date	Opponent	Score	Inns	Overall	Pac-12	Pitcher of record	Attend	Time
! Feb 06, 2020	CSU BAKERSFIELD	w 14-0	5	1-0-0	0-0-0	Faraimo (W 1-0)	471	1:41
! Feb 07, 2020	CAL POLY	w 8-0	6	2-0-0	0-0-0	Azevedo (W 1-0)	603	2:00
! Feb 08, 2020	PITTSBURGH	w 4-0	7	3-0-0	0-0-0	Faraimo (W 2-0)	1543	1:46
! Feb 08, 2020	CSU BAKERSFIELD	w 8-4	7	4-0-0	0-0-0	Sosa (W 1-0)	1543	2:12
! Feb 09, 2020	PITTSBURGH	w 17-0	5	5-0-0	0-0-0	Azevedo (W 2-0)	472	1:56
! Feb 09, 2020	SAN DIEGO	w 9-1	5	6-0-0	0-0-0	Faraimo (W 3-0)	472	1:49
@ Feb 14, 2020	vs #9 Alabama	w 7-0	7	7-0-0	0-0-0	Faraimo (W 4-0)	1023	2:03
@ Feb 15, 2020	vs Liberty	w 9-1	5	8-0-0	0-0-0	Azevedo (W 3-0)	579	1:47
@ Feb 15, 2020	vs #15 Georgia	w 8-3	7	9-0-0	0-0-0	Faraimo (W 5-0)	998	2:16
@ Feb 16, 2020	vs USF	w 15-2	6	10-0-0	0-0-0	Azevedo (W 4-0)	1007	2:08
@ Feb 16, 2020	vs #5 Florida State	w 3-2	7	11-0-0	0-0-0	Faraimo (W 6-0)	1327	2:29
# Feb 21, 2020	vs Texas A&M	w 9-1	6	12-0-0	0-0-0	Faraimo (W 7-0)	1011	1:41
# Feb 22, 2020	vs Wisconsin	w 3-1	(8)	13-0-0	0-0-0	Faraimo (W 8-0)	1212	2:23
# Feb 22, 2020	vs #7 Florida	w 5-4	(8)	14-0-0	0-0-0	Faraimo (W 9-0)	1205	2:52
# Feb 23, 2020	vs Auburn	w 11-1	5	15-0-0	0-0-0	Azevedo (W 5-0)	1051	1:51
Feb 27, 2020	#3 TEXAS	L 4-6	(8)	15-1-0	0-0-0	Faraimo (L 9-1)	1057	2:33
\$ Feb 28, 2020	vs Mount St. Mary's	w 10-0	5	16-1-0	0-0-0	Sosa (W 2-0)	268	1:44
\$ Feb 29, 2020	vs Weber State	w 10-5	7	17-1-0	0-0-0	Faraimo (W 10-1)	404	2:18
\$ Feb 29, 2020	at San Diego State	w 5-0	7	18-1-0	0-0-0	Faraimo (W 11-1)	1164	2:04
\$ Mar 01, 2020	at San Diego	w 4-0	7	19-1-0	0-0-0	Azevedo (W 6-0)	313	2:00
Mar 03, 2020	ST. JOHN'S	w 9-0	5	20-1-0	0-0-0	Sosa (W 3-0)	273	1:42
% Mar 05, 2020	#16 MICHIGAN	w 2-0	7	21-1-0	0-0-0	Faraimo (W 12-1)	353	1:56
% Mar 06, 2020	#22 UCF	w 4-2	7	22-1-0	0-0-0	Azevedo (W 7-0)	585	2:17
% Mar 07, 2020	BOSTON U.	w 10-0	5	23-1-0	0-0-0	Sosa (W 4-0)	871	1:39
% Mar 07, 2020	#18 MINNESOTA	w 4-0	7	24-1-0	0-0-0	Faraimo (W 13-1)	871	1:49
% Mar 08, 2020	CAL POLY	w 8-0	5	25-1-0	0-0-0	Azevedo (W 8-0)	313	1:36

! - Stacy Winsberg Memorial Tournament (Easton Stadium)

@ - St. Pete Clearwater Elite Invitational (Clearwater, Fla.)

- Mary Nutter Collegiate Classic (Cathedral City, Calif.)

\$ - San Diego Classic (San Diego, Calif.)

% - UCLA/LBSU Invitational (Easton Stadium)

* - Pac-12 Conference Games

() extra inning game



**2020 UCLA Softball
Miscellaneous Stats for UCLA (Final)
(All games)**



Multiple Hit Games	2	3	4	5+	Total
37 Washington, Kinsle	7	2	-	-	9
3 Perez, Briana	4	4	-	-	8
23 Jordan, Aaliyah	5	2	-	-	7
7 Brady, Maya	7	-	-	-	7
14 Godin, Kelli	7	-	-	-	7
19 Garcia, Alyssa	4	-	-	-	4
97 Wisz, Delanie	2	1	-	-	3
11 Curo, Seneca	2	1	-	-	3
43 Peres, Jenavee	1	1	-	-	2
27 Prober, Jacqui	1	-	-	-	1
8 Faraimo, Megan	1	-	-	-	1
5 Rodriguez, Julie	1	-	-	-	1
20 Vines, Anna	1	-	-	-	1
18 Rusconi Vicinanza,	1	-	-	-	1
12 Sosa, Lexi	1	-	-	-	1
TEAM	45	11	0	0	56

Multiple RBI Games	2	3	4	5+	Total
3 Perez, Briana	8	-	1	-	9
7 Brady, Maya	3	3	1	-	7
23 Jordan, Aaliyah	4	2	1	-	7
97 Wisz, Delanie	2	2	1	-	5
37 Washington, Kinsle	-	3	1	-	4
11 Curo, Seneca	3	-	-	1	4
43 Peres, Jenavee	2	1	-	-	3
18 Rusconi Vicinanza,	-	2	-	-	2
19 Garcia, Alyssa	1	1	-	-	2
33 Edwards, Taylor	-	1	-	-	1
8 Faraimo, Megan	-	1	-	-	1
27 Prober, Jacqui	-	1	-	-	1
12 Sosa, Lexi	-	-	1	-	1
20 Vines, Anna	1	-	-	-	1
5 Rodriguez, Julie	1	-	-	-	1
TEAM	25	17	6	1	49

Hitting Streaks	Longest	Current
23 Jordan, Aaliyah	15	1
3 Perez, Briana	10	10
97 Wisz, Delanie	10	-
7 Brady, Maya	8	1
37 Washington, Kinsle	7	-
19 Garcia, Alyssa	6	-
43 Peres, Jenavee	6	-
14 Godin, Kelli	5	-
11 Curo, Seneca	5	-
18 Rusconi Vicinanza,	3	1
12 Sosa, Lexi	3	3
5 Rodriguez, Julie	3	1
32 Snow, Alana	1	1
8 Faraimo, Megan	1	1
27 Prober, Jacqui	1	-
20 Vines, Anna	1	1
33 Edwards, Taylor	1	1

Reached Base Streaks	Longest	Current
23 Jordan, Aaliyah	20	4
37 Washington, Kinsle	18	2
97 Wisz, Delanie	14	-
3 Perez, Briana	11	11
7 Brady, Maya	11	1
19 Garcia, Alyssa	8	-
14 Godin, Kelli	7	-
11 Curo, Seneca	7	-
43 Peres, Jenavee	6	-
18 Rusconi Vicinanza,	4	1
12 Sosa, Lexi	4	4
5 Rodriguez, Julie	3	1
27 Prober, Jacqui	2	-
8 Faraimo, Megan	2	2
33 Edwards, Taylor	1	1
32 Snow, Alana	1	1
20 Vines, Anna	1	1



**2020 UCLA Softball
Games Summary for UCLA (Final)
(All games)**



Score by innings	1	2	3	4	5	6	7	8	Total
UCLA	59	32	31	28	21	14	12	3	200
Opponents	7	8	5	7	3	0	1	2	33

Record when ...

Overall	25-1	After 4 leading	21-0
Conference	0-0 trailing	2-1
Non-Conference	25-1 tied	2-0
Home games	12-1	After 5 leading	12-0
Away games	2-0 trailing	1-0
Neutral site	11-0 tied	3-1
Day games	15-0	After 6 leading	9-0
Night games	10-1 trailing	1-0
vs Left starter	7-0 tied	3-1
vs Right starter	18-1		
1-Run games	2-0	Hit 0 home runs	7-0
2-Run games	3-1	... 1 home run	10-1
5+Run games	16-0	... 2+ home runs	8-0
Extra innings	2-1		
Shutouts	13-0	Opponent 0 home runs	18-0
	 1 home run	7-0
Scoring 0-2 runs	1-0 2+ HRs	0-1
..... 3-5 runs	8-1		
..... 6-9 runs	9-0	Made 0 errors	16-0
..... 10+ runs	7-0 1 error	5-0
	 2+ errors	4-1
Opponent 0-2 runs	21-0		
..... 3-5 runs	4-0	Opp. made 0 errors	7-0
..... 6-9 runs	0-1 1 error	11-0
..... 10+ runs	0-0 2+ errors	7-1
Scored in 1st inning	18-1	Out-hit opponent	22-0
Opp. scored in 1st	3-0	Out-hit by opponent	2-1
Scores first	23-1	Hits are tied	1-0
Opp. scores first	2-0		

Record when team scores:

Runs	0	1	2	3	4	5	6	7	8	9	10+
W-L	0-0	0-0	1-0	2-0	4-1	2-0	0-0	1-0	4-0	4-0	7-0

Record when opponent scores:

Runs	0	1	2	3	4	5	6	7	8	9	10+
W-L	13-0	5-0	3-0	1-0	2-0	1-0	0-1	0-0	0-0	0-0	0-0

Record when leading after:

Inn.	1	2	3	4	5	6
W-L	17-1	17-0	19-0	21-0	12-0	9-0

Record when trailing after:

Inn.	1	2	3	4	5	6
W-L	2-0	3-1	3-0	2-1	1-0	1-0

Record when tied after:

Inn.	1	2	3	4	5	6
W-L	6-0	5-0	3-1	2-0	3-1	3-1

Current winning streak: 10

Longest winning streak: 15

Longest losing streak: 1

Home attendance : 9427 (13 dates avg = 725)

Away attendance : 11562 (13 dates avg = 889)

Total attendance: 20989 (26 dates avg = 807)



HISTORY

ROSTER

NO	PLAYER	YR
1	Lisa Rubarth	SR
2	Marcia Pontoni	JR
4	Janice Wright	JR
5	Nedra Jerry	SO
6	Sue Enquist	SR
7	Gail Edson	SO
8	Frankie Butler	FR
9	Lucy Innuso	SO
10	Jan Jeffers	FR
14	Cathy Collings	JR
17	Kathy Maurice	SO
	Denise Curry	SR
	Cindy Oeh	SO
	Lisa Richardson	SR
	Sue Sherman	JR
	Debbie Willie	JR

Head Coach: Sharron Backus

POSTSEASON RESULTS

WESTERN REGIONALS IN ELK GROVE, CALIF.

May 4	beat Nevada, 1-0 (9 inn.)
May 4	beat Sacramento St., 1-0 (12 inn.)
May 5	beat Chico State, 1-0
May 6	lost to Cal Poly Pomona, 6-5
May 6	beat Cal Poly Pomona, 1-0 (8 inn.)

WCWS IN OMAHA, NEB.

May 25	beat Texas Woman's Univ., 4-0
May 26	beat Missouri State, 1-0
May 26	beat Utah State, 7-0
May 27	beat Minnesota, 3-0 (11 inn.)
May 29	beat Northern Colorado, 3-0



Four years prior to the start of the NCAA, UCLA brought home its first national title in 1978 under the umbrella of the Association of Intercollegiate Athletics for Women (AIAW). After recording just 44 wins in their first three years of existence, the Bruins went 31-3 in 1978, starting and finishing the season strong with victories in 14 of their first 15 and 17 of their last 18. During the regular season, UCLA went 22-2, outscoring its opponents 101-17.

In her last season in her #6 UCLA uniform, future Hall of Fame coach Sue Enquist led the Bruins in hitting with a .391 average. The All-American also finished first on the squad with seven doubles and tied for the team lead with two homers. Sophomore Kathy Maurice, an All-Region honoree, added seven triples and also belted two homers. In all, five Bruins earned All-Region honors in 1978, with Enquist and Maurice joined by senior Lisa Richardson, junior Janice Wright and sophomore Gail Edson. Richardson and freshman Jan Jeffers keyed UCLA's success in the circle, as the Bruins posted a team ERA of 0.30. Richardson led the team with a 0.19 ERA and 16 wins, while Jeffers has a 15-3 mark, a 0.43 ERA and a team-leading 91 strikeouts.

In the postseason, UCLA won its first three at Western Regionals, but all were 1-0 games with a pair going extra innings. The 28 innings in three days caught up to the Bruins on Championship Day against Cal Poly Pomona, losing 6-5 in the first contest. In game two in yet another 1-0 game, the Bruins advanced to the College World Series with an eight-inning victory over the Broncos. Cal Poly Pomona proved to be the Bruins' toughest test en route to the title, as UCLA outscored its opponents 18-0 in the season-ending tournament. In the final game against Northern Colorado, the Bruins prevailed 3-0 to claim their first national title. Jeffers earned three of the wins at Nationals, while Richardson picked up the other two. Enquist posted a tournament-best .421 batting average, while Edson hit .412 with a tournament-best nine RBI.

UCLA'S ALL-TIME WOMEN'S COLLEGE WORLD SERIES SELECTIONS

2019

Rachel Garcia (MOP)
Aaliyah Jordan
Bubba Nickles
Kinsley Washington

2018

Rachel Garcia
Bubba Nickles
Taylor Pack

2016

Mysha Sataraka

2015

Ally Carda

2010

Megan Langenfeld (MOP)
Samantha Camuso
Andrea Harrison

2006

Andrea Duran

2005

Krista Colburn
Jodie Legaspi
Anjelica Selden
Emily Zaplatosch

2004

Caitlin Benyi
Lisa Dodd
Keira Goerl
Jodie Legaspi

2003

Keira Goerl (MOP)
Tairia Mims
Natasha Watley

2002

Keira Goerl
Stacey Nuvevan
Natasha Watley

2001

Amanda Freed
Tairia Mims
Claire Sua

2000

Amanda Freed
Julie Marshall
Tairia Mims

1999

Julie Adams (MOP)
Christie Ambrosi
Courtney Dale
Amanda Freed

1997

Stacey Nuvevan
Alleah Poulson
Christa Williams

1995

Tanya Harding (MOP)
Jennifer Brundage
Kelly Howard

1994

Ginny Mike-Mitchell

1993

Lisa Fernandez
Nichole Victoria

1992

Kathi Evans
Lisa Fernandez
Yvonne Gutierrez
Kelly Inouye

1991

Heather Compton
Kerry Dienelt
Lisa Fernandez
Yvonne Gutierrez
Lorraine Maynez

1990

Kerry Dienelt
Lisa Fernandez
Shanna Flynn
Yvonne Gutierrez
Lisa Longaker

1989

Tiffany Boyd
Kerry Dienelt
Lorraine Maynez
Janice Parks
Missy Phillips

1988

Kerry Dienelt

Shanna Flynn

Lisa Longaker
Missy Phillips
Stacy Sunny

1987

Sandra Arledge
Lisa Hankerd
Lisa Longaker
Janice Parks
Karen Walker
Shauna Wattenberg

1985

Tracy Compton
Debbie Doom
Chris Olivie
Leslie Rover

1984

Debbie Doom
Tricia Mang
Leslie Rover
Jennifer Simm

1983

Sheila Cornell
Dot Richardson
Mary Ricks

1982

Debbie Doom (MVP)
Barbara Booth
Dot Richardson
Gina Vecchione
Barbara Young

MULTIPLE ALL-WCWS SELECTIONS

Kerry Dienelt	4 ('88, '89, '90, '91)
Lisa Fernandez	4 ('90, '91, '92, '93)
Debbie Doom	3 ('82, '84, '85)
Amanda Freed	3 ('99, '00, '01)
Keira Goerl	3 ('02, '03, '04)
Yvonne Gutierrez	3 ('90, '91, '92)
Lisa Longaker	3 ('87, '88, '90)
Tairia Mims	3 ('00, '01, '03)
Shanna Flynn	2 ('88, '90)
Rachel Garcia	2 ('18, '19)
Jodie Legaspi	2 ('04, '05)
Lorraine Maynez	2 ('89, '91)
Bubba Nickles	2 ('18, '19)
Stacey Nuvevan	2 ('97, '02)
Janice Parks	2 ('87, '89)
Missy Phillips	2 ('88, '89)
Dot Richardson	2 ('82, '83)
Leslie Rover	2 ('84, '85)
Natasha Watley	2 ('02, '03)





Having won the most NCAA softball championships, it was only fitting that the Bruins won the sport's first title under the umbrella of the National Collegiate Athletic Association in 1982. UCLA posted a 33-7-2 overall record, but were unable to get past Cal State Fullerton for the WCAA title (Western Collegiate Athletic Association), finishing second with a 15-4-1 mark.

First and foremost, pitching was the main catalyst for the Bruins, allowing just 18 runs for the entire season. UCLA gave up more than one run in a game just five times and 27 of its 33 victories came by shutout. During a 14-game winning streak from March 9 to April 16, the Bruins didn't allow a single run. All four pitchers on the UCLA staff appeared in between 10 and 15 games, keeping everybody fresh. A pair of freshmen keyed the Bruins' success, as All-American Tracy Compton had a team-low ERA of 0.21 and a 10-2 record, while Debbie Doom went 11-2 with a 0.31 ERA and a team-best 193 strikeouts. The upperclassmen did their part too. Senior Karen Andrews had 49 strikeouts, a 0.44 earned run average and a 6-2 record, while junior Lori Warkentin was 6-1 with a 0.25 ERA and 55 strikeouts. The pitching picked up the offensive attack, which went the entire season without a home run. Junior Dot Richardson led the Bruins with a .328 batting average en route to All-American honors, while All-American senior Gina Vecchione and sophomore Barbara Young tied for the team lead with 12 RBI.

In the postseason, the Bruins gave up just one run in seven victories to sweep through the competition. After easily dispatching of Wyoming at their home Regional, the Bruins came out on top in four straight, one-run games at the Women's College World Series, including a 1-0 victory over Cal State Fullerton. In the championship game, Doom struck out 12 and despite getting just one hit, the Bruins scored twice in the eighth inning to defeat Fresno State 2-0. Doom was named the Most Valuable Player of the College World Series, pitching 41.2 of the Bruins' 45 innings and striking out 62.

**CHAMPIONSHIP GAME BOX SCORE • UCLA VS. FRESNO STATE
MAY 31, 1982 AT OMAHA, NEB. (SEYMOUR SMITH FIELD)**

UCLA 2					FRESNO STATE 0				
Player	AB	R	H	RBI	Player	AB	R	H	RBI
Dot Richardson, ss	2	0	0	0	Edna Figueroa, 1b	3	0	0	0
Debbie Hauer, 1b	3	0	0	1	Janee Silva, ss	3	0	0	0
Gina Vecchione, lf	4	0	1	0	Denese Ketcham, c	3	0	0	0
Sheila Cornell, dp	2	0	0	0	Renee Polanco, dp	3	0	0	0
Barbara Young, rf	3	0	0	0	Sandi Taylor, 2b	2	0	1	0
Barbara Booth, c	3	0	0	0	Debbie Camacho, pr	0	0	0	0
Sue Eskierski, 3b	2	0	0	0	Wende Ward, p	3	0	0	0
Leslie Rover, pr	0	0	0	0	Kim Muratore, rf	3	0	1	0
Stacy Winsberg, 2b	2	1	0	0	Roberta Garcia, 3b	3	0	0	0
Karen Owens, cf	3	1	0	0	Judy Tucker, lf	2	0	0	0
Debbie Doom, p	0	0	0	0	Ella Vilche, ph	1	0	0	0
					Alyce Rodriguez, cf	0	0	0	0
Totals	24	2	1	1	Totals	26	0	2	0

Score by Innings	R	H	E
UCLA	000	000	02
Fresno State	000	000	00

E - Ward, Garcia
LOB - Bruins 4, Bulldogs 3
2B - Muratore
SH - Cornell
SF - Hauer
SB - Winsberg

UCLA	IP	H	R	ER	BB	SO	Fresno State	IP	H	R	ER	BB	SO
Debbie Doom	8.0	2	0	0	1	12	Wende Ward	8.0	1	2	1	4	8

Win - Doom (11-2), Loss - Ward (24-6)
Start: 12:04 p.m. Time: 1:46 Attendance: 1,570



ROSTER			
NO	PLAYER	POS	YR
1	Dot Richardson	SS	JR
2	Gina Vecchione	OF	SR
3	Tracy Compton	P	FR
4	Michelle Aguilar	C	JR
6	Karen Andrews	P	SR
7	Sue Eskierski	3B	JR
8	Barbara Young	OF	SO
9	Karen Owens	OF	SR
11	Lori Warkentin	P	JR
12	Leslie Rover	OF	FR
13	Stacy Winsberg	2B	FR
15	Debbie Hauer	1B	SR
16	Sheila Cornell	1B	SO
17	Debbie Doom	P	FR
19	Barbara Booth	C	JR

Head Coach: Sharron Backus
Assistant Coach: Sue Enquist

POSTSEASON RESULTS	
REGIONALS AT MAYFAIR PARK	
May 14	beat Wyoming, 4-0
May 15	beat Wyoming, 5-0

WCWS IN OMAHA, NEB.	
May 27	beat Oklahoma State, 2-1
May 29	beat Western Michigan, 1-0
May 29	beat Arizona State, 1-0
May 30	beat Cal State Fullerton, 1-0
May 31	beat Fresno State, 2-0

SEASON LEADERS	
BATTING AVERAGE (MIN. 100 AB)	
Dot Richardson	.328
Gina Vecchione	.253

RUNS SCORED	
Dot Richardson	17
Stacy Winsberg	13

HITS	
Dot Richardson	45
Gina Vecchione	38
Barbara Young	30

HOME RUNS	
None	

RUNS BATTED IN	
Gina Vecchione	12
Barbara Young	12
Dot Richardson	8

EARNED RUN AVERAGE (MIN. 100 IP)	
Tracy Compton	0.21
Debbie Doom	0.31

WINS	
Debbie Doom	11-2
Tracy Compton	10-2

INNINGS PITCHED	
Debbie Doom	134.1
Tracy Compton	101.2

STRIKEOUTS	
Debbie Doom	193
Tracy Compton	91

ROSTER

NO	PLAYER	POS	YR
1	Gina Holmstrom	1B	FR
2	Stacey Shire	OF	FR
3	Tracy Compton	P	JR
4	Shauna Wattenberg	UTIL	FR
5	Jennifer Simm	INF	JR
6	Tricia Mang	P/OF	FR
7	Cheryl Dazalla	SS	FR
8	Barbara Young	OF	SR
10	Mary Ricks	OF	SO
11	Debbie Ruelas	OF	FR
12	Leslie Rover	INF	JR
13	Stacy Winsberg	OF	JR
15	Kaelyn Silva	C	FR
16	Sheila Cornell	INF	SR
17	Debbie Doom	P	JR
19	Janet Pinneau	C	SO

Head Coach: Sharron Backus
Assistant Coach: Sue Enquist

POSTSEASON RESULTS

REGIONALS AT MAYFAIR PARK

May 17	beat Arizona State, 1-0
May 18	beat Arizona State, 3-0

WCWS IN OMAHA, NEB.

May 23	beat Utah State, 6-0
May 26	beat Northwestern, 1-0 (9 inn.)
May 28	lost to Texas A&M, 2-0
May 28	beat Nebraska, 1-0
May 29	beat Texas A&M, 1-0
May 29	beat Texas A&M, 1-0 (13 inn.)

SEASON LEADERS

BATTING AVERAGE (MIN. 100 AB)

Tricia Mang	.376
Sheila Cornell	.309
Gina Holmstrom/Jennifer Simm	.268

RUNS SCORED

Tricia Mang	24
Gina Holmstrom	21

HITS

Tricia Mang	67
Gina Holmstrom	45

HOME RUNS

Tricia Mang	7
Sheila Cornell	2

RUNS BATTED IN

Tricia Mang	19
Jennifer Simm	18

EARNED RUN AVERAGE (MIN. 100 IP)

Debbie Doom	0.10
Tracy Compton	0.29

WINS


Debbie Doom	24-3
Tracy Compton	20-3

INNINGS PITCHED

Debbie Doom	215.1
Tracy Compton	175.1

STRIKEOUTS

Debbie Doom	282
Tracy Compton	159



Behind the outstanding pitching duo of Tracy Compton and Debbie Doom, the 1984 Bruins won their third National Championship and their second NCAA title in three seasons. Finishing with a record of 45-6-1, UCLA claimed the WCAA title with a 7-3 conference record. Bruin hurlers gave up just 20 runs during the season and half of those runs were unearned. After dropping the first game of the season, UCLA won 21 in a row, outscoring its opponents 59-4 during the streak and tossing 18 shutouts. In all, 39 of the Bruins' 45 victories came by way of the shutout.

Doom spelled just that for opposing hitters, as the junior went 24-3 with a 0.10 earned run average and 282 strikeouts. Compton was equally as good, going 20-3 with a 0.29 ERA and 159 strikeouts. Both pitchers received All-American honors, two of four Bruins to earn the accolade that season. The other two All-Americans were on the hitting side. Freshman Tricia Mang led the team with a .376 average, seven home runs and 19 runs batted in. Senior Sheila Cornell also hit above .300 at .309, belting two homers and drawing 26 walks, almost three times as many as the next closest player. UCLA swept past Arizona State in its home Regional, shutting out the Sun Devils in both games to advance to the Women's College World Series. After dispatching Utah State and Northwestern, the Bruins dropped their first game of the tournament, 2-0 to defending champion Texas A&M. UCLA rebounded with a 1-0 blanking of Nebraska to reach the final, but would need to beat Texas A&M twice to claim the championship. In game one, Mang drove in Mary Ricks for the contest's only run to take down the Aggies 1-0 and force a winner-take-all title matchup. Doom was in command in the circle, striking out 15 in the championship game. But it wasn't until the bottom of the 13th inning when the game was settled, as Mang hit a one-out homer to left field to give the Bruins the championship. Doom, Mang, Leslie Rover and Jennifer Simm were named to the All-Tournament Team.

**CHAMPIONSHIP GAME BOX SCORE • TEXAS A&M vs. UCLA
 May 29, 1984 at Omaha, Neb. (Seymour Smith Field)**



TEXAS A&M 0					UCLA 1				
Player	AB	R	H	RBI	Player	AB	R	H	RBI
Josie Carter, lf	6	0	0	0	Stacy Winsberg, lf	6	0	0	0
Judy Trussell, ss	6	0	1	0	Mary Ricks, cf	6	0	0	0
Iva Jackson, cf	5	0	1	0	Tricia Mang, dp	6	1	2	1
Cindy Cooper, 3b	5	0	0	0	Sheila Cornell, 3b	4	0	1	0
Cindy Foster, dp	5	0	1	0	Barbara Young, rf	5	0	0	0
Pattie Holthaus, 2b	4	0	1	0	Jennifer Simm, 2b	4	0	1	0
Gay McNutt, c	4	0	0	0	Debbie Ruelas, pr	0	0	0	0
Debbie Rollman, pr	0	0	0	0	Gina Holmstrom, 1b	5	0	1	0
Mary Schwind, 1b	4	0	0	0	Cheryl Dazalla, pr	0	0	0	0
Ann Hadley, ph	1	0	0	0	Janet Pinneau, c	5	0	2	0
Rose Ruffino, rf	4	0	1	0	Leslie Rover, ss	3	0	0	0
Yvette Lopez, p	0	0	0	0	Debbie Doom, p	0	0	0	0
Shawn Andaya, p	0	0	0	0					
Totals	44	0	5	0	Totals	44	1	7	1

Score by Innings						R	H	E
Texas A&M	000	000	000	000	0	0	5	4
UCLA	000	000	000	000	1	1	7	2

Note: 1 out when the game ended. E - Carter, Trussell 3, Pinneau, Doom. DP - Aggies 2, Bruins 1. LOB - Aggies 8, Bruins 10. 2B - Jackson. HR - Mang. HBP - Ruffino. SH - Holthaus, Simm, Rover 2. SB - Trussell.

Texas A&M						UCLA							
IP	H	R	ER	BB	SO	IP	H	R	ER	BB	SO		
Yvette Lopez	2.0	2	0	0	0	1	Debbie Doom	13.0	5	0	0	1	15
Shawn Andaya	10.1	5	1	1	1	3							

Win - Doom (24-3), Loss - Andaya (33-9)
 WP - Andaya. HBP - by Doom (Ruffino)
 Start: 2:43 p.m. Time: 3:36 Attendance: 734



Another extra-inning game and another walk-off win gave the Bruins back-to-back NCAA Championships in 1985. Recording its third-straight, 40-win season, UCLA began the year with 12 straight triumphs, and after its first setback of the year, reeled off another 11 victories in a row. The Bruins didn't allow more than three runs in a game and gave up more than one just five times.

As was the case during their 1984 championship run, it was the two-headed pitching monster of seniors Tracy Compton and Debbie Doom that propelled the Bruins. Terrorizing opposing hitters since their freshmen seasons, the duo combined for a 0.18 ERA and 406 strikeouts. Compton led the nation and posted the second-best ERA in NCAA history at 0.08, giving up only two earned runs in 167 1/3 innings while striking out 172. She won 20 games, as did Doom, who struck out 232 with a 0.27 ERA in 180 innings. Both earned All-American accolades for the third straight season.

UCLA was on cruise control down the stretch, but faltered in its final three games of the regular season and then dropped the first game of Regional play to Pacific. The Bruins bounced back though with a pair of shutout victories over the Tigers to advance to the College World Series. UCLA never scored more than three runs in a game in the World Series, but didn't need to thanks to Compton and Doom's pitching. However, the Bruins had to fight out of the loser's bracket following a second-game loss to Cal State Fullerton. With its backs against the wall, UCLA won the next three, including a revenge win over the Titans, and advanced to the title game against Nebraska. The Bruins jumped out to a 1-0 lead in the second behind an RBI single by Chris Olivie, but Nebraska tied it in the fourth. The game went to extras, and in the bottom of the ninth, Janet Pinneau drove home the game-winner on a single to plate Leslie Rover for the championship. Compton, Doom, Olivie and Rover were each named to the College World Series All-Tournament Team.

**CHAMPIONSHIP GAME BOX SCORE • NEBRASKA VS. UCLA
MAY 26, 1985 AT OMAHA, NEB. (SEYMOUR SMITH FIELD)**

NEBRASKA 1					UCLA 2				
Player	AB	R	H	RBI	Player	AB	R	H	RBI
Amy Love, dp	3	0	1	0	Stacy Winsberg, dp/rf	4	0	1	0
Ann Schroeder, 3b	5	0	0	0	Mary Ricks, cf	4	0	1	0
Stacy Sunny, cf	3	1	1	0	Debbie Ruelas, lf	3	0	0	0
Denise Eckert, ss	3	0	1	0	Leslie Rover, ss	4	1	0	0
Ginger Cannon, 1b	3	0	0	1	Jennifer Simm, 3b	2	1	1	0
Lori Richins, 2b	3	0	1	0	Gina Holmstrom, 1b	2	0	1	0
Shelby Mertins, ph	1	0	0	0	Chris Olivie, rf/2b	3	0	2	1
Wendy Turner, lf	4	0	1	0	Janet Pinneau, c	4	0	1	1
Lisa Busby, c	3	0	0	0	Lisa Hankerd, 2b	2	0	0	0
Peg Richardson, rf	3	0	0	0	Shauna Wattenberg, dp	0	0	0	0
Heidi Schlabach, ph	1	0	1	0	Debbie Doom, p	0	0	0	0
Lori Sippel, p	0	0	0	0					
Totals	32	1	6	1	Totals	28	2	7	2

Score by Innings	R	H	E	
Nebraska	000	100	000	1 6 0
UCLA	010	000	001	2 7 3

Note: 1 out when the game ended
 E - Ricks, Holmstrom, Hankerd
 LOB - Cornhuskers 12, Bruins 10
 2B - Simm
 SH - Love, Busby, Ruelas, Simm, Wattenberg
 SB - Eckert, Holmstrom

Nebraska	IP	H	R	ER	BB	SO	UCLA	IP	H	R	ER	BB	SO
Lori Sippel	8.1	7	2	1	4	8	Debbie Doom	9.0	6	1	0	4	10

Win - Doom (20-5), Loss - Sippel (15-5)
 WP - Doom 2
 Start: 3:30 p.m. Time: 2:48 Attendance: 3,180



ROSTER

NO	PLAYER	POS	YR
1	Gina Holmstrom	1B	SO
3	Tracy Compton	P	SR
4	Jennifer Simm	3B	SR
5	Kaelyn Silva	C/OF	SO
7	Tricia Mang	P/OF	SO
10	Mary Ricks	OF	JR
11	Debbie Ruelas	OF	SO
12	Leslie Rover	SS	SR
13	Stacy Winsberg	OF	SR
17	Debbie Doom	P	SR
18	Shauna Wattenberg	C	SO
19	Janet Pinneau	C	JR
21	Chris Olivie	UTIL	JR
24	Lisa Hankerd	2B	FR
32	Julie Henderson	OF/DP	FR

Head Coach: Sharron Backus
Assistant Coach: Sue Enquist

POSTSEASON RESULTS

REGIONALS IN SANTA MARIA, CALIF.

May 16	lost to Pacific, 3-1
May 17	beat Pacific, 3-0
May 17	beat Pacific, 2-0

WCWS IN OMAHA, NEB.

May 22	beat Utah, 1-0
May 24	lost to Cal State Fullerton, 2-0
May 25	beat Northwestern, 1-0
May 25	beat Nebraska, 3-0
May 26	beat Cal State Fullerton, 1-0
May 26	beat Nebraska, 2-1 (9 inn.)

SEASON LEADERS

BATTING AVERAGE (MIN. 100 AB)

Mary Ricks	.266
Gina Holmstrom	.261

RUNS SCORED

Gina Holmstrom	19
Jennifer Simm	16
Leslie Rover	15

HITS

Mary Ricks	38
Gina Holmstrom	36

HOME RUNS

Tricia Mang	2
Three tied with	1

RUNS BATTED IN

Tricia Mang	17
Chris Olivie	12

EARNED RUN AVERAGE (MIN. 100 IP)

Tracy Compton	0.08
Debbie Doom	0.27

WINS

Tracy Compton	20-4
Debbie Doom	20-5

INNINGS PITCHED

Debbie Doom	180.0
Tracy Compton	167.1

STRIKEOUTS

Debbie Doom	232
Tracy Compton	172

ROSTER

NO	PLAYER	POS	YR
1	Lorraine Maynez	OF	FR
3	Bea Chiaravanont	OF	FR
4	Samantha Ford	P	JR
7	Shanna Flynn	OF	FR
9	Lisa Longaker	P	SO
10	Michelle Montgomery	OF	SO
11	Erica Ziencina	2B/C	FR
12	Kerry Dienelt	1B	FR
13	Michelle Phillips	P	JR
14	Janice Parks	3B	JR
15	Missy Phillips	2B	FR
17	Karen Walker	OF	JR
21	Stacy Sunny	C/OF	SR
22	Monica Tourville	C/DP	JR
24	Lisa Hankerd	SS	SR

Head Coach: Sharron Backus

Assistant Coach: Sue Enquist

POSTSEASON RESULTS

REGIONALS AT SUNSET FIELD

May 20	beat Cal State Fullerton, 3-0
May 21	beat Cal State Fullerton, 2-0

WCWS IN SUNNYVALE, CALIF.

May 25	beat Northern Illinois, 1-0
May 27	beat Fresno State, 6-1
May 28	beat Arizona, 5-0
May 28	beat Cal Poly Pomona, 4-1
May 29	lost to Fresno State, 2-1
May 29	beat Fresno State, 3-0

SEASON LEADERS

BATTING AVERAGE (MIN. 100 AB)

Lorraine Maynez	.337
Janice Parks	.322
Shanna Flynn	.318

RUNS SCORED

Shanna Flynn	33
Lorraine Maynez	32

HITS

Lorraine Maynez	64
Shanna Flynn/Janice Parks	56

HOME RUNS

Janice Parks	6
Bea Chiaravanont/Lorraine Maynez	3

RUNS BATTED IN

Janice Parks	40
Lorraine Maynez	29

EARNED RUN AVERAGE (MIN. 100 IP)

Lisa Longaker	0.30
Samantha Ford	0.87

WINS

Lisa Longaker	31-4
Samantha Ford	18-4

INNINGS PITCHED

Lisa Longaker	259.1
Samantha Ford	145.1

STRIKEOUTS

Lisa Longaker	240
Samantha Ford	76



After falling in the championship game to Texas A&M a year prior, the UCLA softball team brought the NCAA softball title back to Westwood in 1988. In the second year of the Pacific-10 Conference's existence, the Bruins won the league title with a 15-3 record and posted a 53-8 overall mark. UCLA had three separate winning streaks of at least eight games, including 16 in a row from March 21 to April 4. During that streak, the Bruins outscored their opponents 88-6, posting 10 shutouts along the way.

UCLA had four players hit over .300 on the season, with freshman Lorraine Maynez's .337 average leading the way. She also topped the team with 10 doubles and seven triples and was second with 32 runs scored and 29 RBI. Junior Janice Parks led the power department with six homers and 40 RBI, hitting .322. Both players earned first-team All-American honors, with Parks' accolade being her second award in as many seasons. In the circle, sophomore All-American Lisa Longaker handled the bulk of the duties, posting a nation-best 0.30 earned run average, a 31-4 record and 240 strikeouts. Junior Samantha Ford backed up Longaker with an 18-4 mark and a 0.87 ERA.

The tournament began with a two-game sweep of Cal State Fullerton. For the first time, the WCWS was held in California, as the Bruins traveled north to Sunnyvale. UCLA won its first four games by a 16-2 margin to advance to the championship against Fresno State. Needing to win a pair from the Bruins, the Bulldogs took the first step with a 2-1 victory in game one, setting up a winner-take-all showdown for the title. As she had done all season, Longaker was masterful in the circle, hurling her 23rd shutout of the year. The Bruins gave her the only offense she needed in the fourth inning when Parks doubled in Stacy Sunny and Maynez to put UCLA on top 2-0. The Bruins added an insurance run in the seventh on a Shanna Flynn RBI single and won the sport's fifth national championship. Flynn, Longaker and Sunny were joined on the All-Tournament Team by Kerry Dienelt and Missy Phillips.

**CHAMPIONSHIP GAME BOX SCORE • UCLA VS. FRESNO STATE
MAY 29, 1988 AT SUNNYVALE, CALIF. (TWIN CREEKS SPORTS COMPLEX)**



UCLA 3

Player	AB	R	H	RBI
Shanna Flynn, rf	4	0	1	1
Stacy Sunny, c	4	1	2	0
Lorraine Maynez, cf	1	1	0	0
Janice Parks, 3b	2	0	2	2
Missy Phillips, 2b	3	0	1	0
Karen Walker, lf	3	0	2	0
Bea Chiaravanont, dp	2	1	0	0
Monica Tourville, ph	1	0	1	0
Kerry Dienelt, 1b	2	0	0	0
Lisa Hankerd, ss	2	0	0	0
Lisa Longaker, p	0	0	0	0
Totals	24	3	9	3

FRESNO STATE 0

Player	AB	R	H	RBI
RaeAnn Pifferini, lf	4	0	2	0
Martha Noffsinger, ss	4	0	1	0
Kathy Mayer, 2b	3	0	1	0
Gena Strang, 1b	3	0	1	0
Gina LoPiccolo, 3b	3	0	0	0
Karin Richter, rf	2	0	0	0
Carle Dever, p	2	0	0	0
Shelly Stokes, c	3	0	0	0
Jill Polanco, cf	3	0	1	0
Totals	27	0	6	0

Score by Innings

	UCLA	Fresno State	R	H	E	
UCLA	000	200	1	3	9	0
Fresno State	000	000	0	0	6	1

E - LoPiccolo
 DP - Bulldogs 2
 LOB - Bruins 5, Bulldogs 9
 2B - Parks
 SH - Maynez 2, Dienelt, Hankerd
 SB - Sunny

UCLA	IP	H	R	ER	BB	SO	Fresno State	IP	H	R	ER	BB	SO
Lisa Longaker	7.0	6	0	0	3	3	Carle Dever	7.0	9	3	2	1	3

Win - Longaker (31-4), Loss - Dever (27-7)
 Start: 3:45 p.m. Time: 1:35 Attendance: 1,747



The Bruins made it back-to-back NCAA Championships in 1989, again besting Fresno State in the title game. Losing just four games during the season with 48 wins, the Bruins steamrolled through the Pac-10 with a league-best 18-2 record. UCLA had winning streaks of eight, 11 and 13, to go along with a season-ending streak of 16. The Bruins didn't allow a run until the ninth game of the season (88 innings) and had shutouts in their first 10 wins. In all, UCLA hurlers tossed 34 shutouts and gave up only 30 runs in 52 games.

In her first and only year in Westwood, freshman Tiffany Boyd led the nation with a 0.24 ERA, going 19-4 with 172 strikeouts in the circle. Although not qualifying for the NCAA's top spot, senior Samantha Ford led the staff with a 0.14 ERA and an 11-1 record, while junior Lisa Longaker was 18-1 with a 0.64 ERA. In a rarity for UCLA, no pitchers earned All-American honors, but two hitters did in senior Janice Parks and sophomore Shanna Flynn. Parks led the team with a .426 batting average, 36 runs batted in, seven triples, 10 doubles and two home runs, while Flynn hit .353 with 10 RBI and a team-best seven stolen bases. Although they hit only four home runs, the Bruins batted at a .288 clip and still manufactured 209 runs during the season.

Yet another postseason began with an easy two-game sweep in Regional play, this time of Long Beach State, as the Bruins traveled to Sunnyvale for the second straight College World Series held in Northern California. UCLA ran the table in the first four games of the World Series and had a familiar foe in Fresno State in the championship game. For the second straight year, the Bulldogs were outdueled by a Bruin hurler, as Boyd held Fresno State to three hits while striking out six in the title tilt. Parks had three hits in the final game and Lorraine Maynez's RBI single to score Julie Poulos in the third inning was the only run the Bruins needed for their sixth national title. Boyd, Maynez and Parks were each honored on the College World Series All-Tournament Team and were joined by Kerry Dienelt and Missy Phillips.

CHAMPIONSHIP GAME BOX SCORE • FRESNO STATE VS. UCLA
MAY 28, 1989 AT SUNNYVALE, CALIF. (TWIN CREEKS SPORTS COMPLEX)


FRESNO STATE 0					UCLA 1				
Player	AB	R	H	RBI	Player	AB	R	H	RBI
Shelly Stokes, c	2	0	1	0	Shanna Flynn, rf	3	0	0	0
Martha Hoffinger, ss	3	0	1	0	Lorraine Maynez, cf	3	0	1	1
Gina LoPiccolo, 3b	3	0	0	0	Yvonne Gutierrez, lf	3	0	0	0
Kerri Donis, 1b	3	0	1	0	Janice Parks, 3b	3	0	3	0
Kathy Mayer, 2b	3	0	0	0	Missy Phillips, 2b	3	0	0	0
Carle Dever, p	3	0	0	0	Kelly Inouye, dp	2	0	0	0
Jill Polanco, cf	3	0	0	0	Karen Walker, ss	2	0	0	0
Dionne Ewing, dp	2	0	0	0	Erica Ziencina, c	2	0	1	0
Shelly Morrison, lf	2	0	0	0	Julie Poulos, pr	0	1	0	0
Carol Taniguchi, rf	0	0	0	0	Kerry Dienelt, 1b	1	0	0	0
					Tiffany Boyd, p	0	0	0	0
Totals	24	0	3	0	Totals	22	1	5	1

Score by Innings	R	H	E
Fresno State	000	000	0
UCLA	001	000	X

LOB - Bulldogs 4, Bruins 4
 2B - Parks
 SH - Dienelt

Fresno State	IP	H	R	ER	BB	SO	UCLA	IP	H	R	ER	BB	SO
Carle Dever	6.0	5	1	1	0	1	Tiffany Boyd	7.0	3	0	0	1	6

Win - Boyd (19-2), Loss - Dever (27-7)
 Start: 1:35 p.m. Time: 1:34 Attendance: 2,248



ROSTER			
NO	PLAYER	POS	YR
1	Lorraine Maynez	OF	SO
2	Kelly Inouye	C	FR
3	Bea Chiaravanont	OF/DP	SO
4	Samantha Ford	P	SR
6	Julie Poulos	OF	JR
7	Shanna Flynn	OF	SO
8	Yvonne Gutierrez	OF	FR
9	Lisa Longaker	P	JR
10	Michelle Montgomery	OF	JR
12	Kerry Dienelt	1B	SO
13	Erica Ziencina	C/2B	SO
14	Janice Parks	3B	SR
15	Missy Phillips	2B/SS	SO
17	Karen Walker	SS	SR
18	Tiffany Boyd	P/OF	FR
22	Monica Tourville	C/DP	SR

Head Coach: Sharron Backus
Co-Head Coach: Sue Enquist

POSTSEASON RESULTS	
REGIONALS AT MAYFAIR PARK	
May 19	beat Long Beach State, 5-1
May 20	beat Long Beach State, 3-0

WCWS IN SUNNYVALE, CALIF.	
May 24	beat South Carolina, 3-0
May 26	beat Cal Poly Pomona, 9-0
May 27	beat Oklahoma State, 2-1
May 27	beat Arizona, 3-0
May 28	beat Fresno State, 1-0

SEASON LEADERS	
BATTING AVERAGE (MIN. 100 AB)	
Janice Parks	.426
Shanna Flynn	.353
Yvonne Gutierrez	.314

RUNS SCORED	
Janice Parks	32
Shanna Flynn	31

HITS	
Janice Parks	69
Shanna Flynn	54

HOME RUNS	
Janice Parks	2
Kerry Dienelt/Shanna Flynn	1

RUNS BATTED IN	
Janice Parks	36
Yvonne Gutierrez	28

EARNED RUN AVERAGE (MIN. 100 IP)	
Tiffany Boyd	0.24
Lisa Longaker	0.64

WINS	
Tiffany Boyd	19-2
Lisa Longaker	18-1

INNINGS PITCHED	
Tiffany Boyd	146.0
Lisa Longaker	131.0

STRIKEOUTS	
Tiffany Boyd	172
Lisa Longaker	114

ROSTER

NO	PLAYER	POS	YR
2	Kelly Inouye	C	SO
3	Maria Rodriguez	OF	FR
4	Kristy Howard	SS	FR
5	DeeDee Weiman	P	FR
7	Shanna Flynn	OF	JR
8	Yvonne Gutierrez	OF	SO
9	Lisa Longaker	P	SR
10	Michelle Montgomery	OF/1B	SR
11	Heather Compton	P	FR
12	Kerry Dienelt	1B	JR
13	Erica Ziencina	C/2B	JR
15	Missy Phillips	2B/SS	JR
16	Lisa Fernandez	P/3B	FR
19	Bea Chiaravanont	DP	JR

Head Coach: Sharron Backus
Co-Head Coach: Sue Enquist
Assistant Coach: Kirk Walker

POSTSEASON RESULTS

REGIONALS AT SUNSET FIELD

May 18	beat Northern Iowa, 2-0
May 19	beat Northern Iowa, 4-0

WCWS IN OKLAHOMA CITY, OKLA.

May 23	beat Kent State, 4-0
May 25	beat Long Beach State, 6-0
May 26	beat Oklahoma State, 2-1
May 27	beat Florida State, 3-0
May 27	lost to Fresno State, 1-0
May 28	beat Fresno State, 2-0

SEASON LEADERS

BATTING AVERAGE (MIN. 100 AB)

Yvonne Gutierrez	.384
Lisa Fernandez	.310
Shanna Flynn	.307

RUNS SCORED

Shanna Flynn	38
Missy Phillips	31

HITS

Yvonne Gutierrez	71
Shanna Flynn	70

HOME RUNS

Missy Phillips	2
Three tied with	1

RUNS BATTED IN

Missy Phillips	36
Yvonne Gutierrez	28

EARNED RUN AVERAGE (MIN. 100 IP)

Heather Compton	0.36
Lisa Longaker	0.40

WINS

Lisa Longaker	20-2
Heather Compton	18-1

INNINGS PITCHED

Lisa Longaker	156.2
Heather Compton	134.2

STRIKEOUTS

Lisa Longaker	131
Heather Compton	118



Another NCAA Championship. Another title-game victory over Fresno State. 1990 would end the same way the previous two seasons ended, as the Bruins won the sport's seventh national title. UCLA cracked the 60-win mark for the first time in school history with a 62-7 record and claimed its third straight Pac-10 title with a 17-2 mark. During a 22-game winning streak from March 31 to May 3, the Bruins outscored their opponents 68-3 and did not allow a run for 122 straight innings over 13 games at one point.

As usual, it was the Bruin pitching that keyed the team's success, throwing 46 shutouts and posting a team ERA of 0.42. Four pitchers appeared in at least 15 games and three of them were freshmen, led by All-American Lisa Fernandez's 0.25 ERA and 11-1 record in just 83 innings. Newcomer Heather Compton went 18-1 with a 0.36 ERA and freshman DeeDee Weiman was 13-3 with a 0.64 ERA. The lone upperclassman of the staff was senior All-American Lisa Longaker, who led the team with 20 wins and had a 0.40 ERA. At the plate, sophomore All-American Yvonne Gutierrez had a team-best .384 average with 28 RBI, while Fernandez batted .310 with 22 RBI.

The Bruins beat Northern Iowa in Regional play and won their first four contests at the initial WCWS to be played in Oklahoma City. For the third straight season, Fresno State stood in the way of UCLA and a national title. Attempting to avenge their previous two losses, the Bulldogs won a 1-0 elimination game against the Bruins to force a winner-take-all final. UCLA jumped out to an early 1-0 lead with a first-inning run when Shanna Flynn scored on a wild pitch. Then in the third, a downpour caused the game to be suspended and resume the following afternoon. The Bruins came out the next day and immediately tacked on an insurance run in the bottom of the third when Kerry Dienelt drove in Michelle Montgomery. Compton took care of the rest, one-hitting FSU to finish off the three-peat. Dienelt, Fernandez, Flynn, Gutierrez and Longaker were named to the All-Tournament Team.

CHAMPIONSHIP GAME BOX SCORE • FRESNO STATE VS. UCLA
MAY 27-28, 1990 AT OKLAHOMA CITY, OKLA. (HALL OF FAME STADIUM)



FRESNO STATE 0					UCLA 2				
Player	AB	R	H	RBI	Player	AB	R	H	RBI
Julie Smith, 2b	3	0	0	0	Shanna Flynn, rf	2	1	1	0
Martha Noffsinger, ss	3	0	0	0	Kerry Dienelt, 1b	3	0	2	1
RaeAnn Pifferini, cf	3	0	0	0	Lisa Fernandez, 3b	3	0	0	0
Gina LoPiccolo, dp/3b	3	0	0	0	Missy Phillips, 2b	3	0	0	0
Kerri Donis, 1b	2	0	1	0	Yvonne Gutierrez, cf	3	0	0	0
Dina Lopez, pr	0	0	0	0	Kelly Inouye, dp	2	0	1	0
Shelly Stokes, c	2	0	0	0	Erica Ziencina, c	3	0	0	0
Carle Dever, 3b/p	2	0	0	0	Kristy Howard, ss	3	0	1	0
Michelle Gardiner, rf	2	0	0	0	Michelle Montgomery, lf	1	1	1	0
Shelly Morrison, lf	2	0	0	0	Heather Compton, p	0	0	0	0
Terry Carpenter, p	0	0	0	0					
Marcie Green, p	0	0	0	0					
Totals	22	0	1	0	Totals	23	2	6	1

Score by Innings		R	H	E
Fresno State	000 000 0	0	1	1
UCLA	101 000 X	2	6	0

E - Smith
 LOB - Bulldogs 1, Bruins 6
 SH - Flynn

Fresno State	IP	H	R	ER	BB	SO	UCLA	IP	H	R	ER	BB	SO
Terry Carpenter	0.0	2	1	1	0	0	Heather Compton	7.0	1	0	0	0	5
Carle Dever	4.0	3	1	1	1	2							
Marcie Green	2.0	1	0	0	1	0							

Win - Compton (18-1), Loss - Carpenter (22-8)

WP - Dever

Start: 9:48 p.m. Time: 1:32 Attendance: 1,198

Note: Game suspended at 10:26 p.m. on May 27, and was resumed at Noon on May 28.



After Arizona spoiled UCLA's chances of four consecutive titles in 1991, the Bruins exacted revenge the following year with a victory against their Pac-10 rival. UCLA went 54-2, but both losses came at the hands of Arizona, allowing the Wildcats to end the Bruins' run of four straight Pac-10 titles. UCLA started the season with 33 straight wins, crushing opponents by a 166-17 margin. Following their first loss to Arizona, the Bruins ran off another 14-game win streak, including 10 shutouts. After falling in the regular-season finale against UA, UCLA finished the year with an undefeated postseason.

Junior Lisa Fernandez was masterful both in the circle and at the plate. She posted a nation-best ERA of 0.14 and was undefeated on the year at 29-0. The All-American and Honda Award winner was outstanding at the plate also, hitting .401 with 29 runs batted in. Not to be forgotten in the circle were junior hurlers DeeDee Weiman (11-1, 0.51 ERA) and Heather Compton (14-1, 0.67 ERA), who combined for 16 shutouts and 274 strikeouts. Senior All-American Yvonne Gutierrez was the powerful stick in the lineup, leading the club with a .406 average, 11 home runs and 58 RBI. Her 11 home runs tied for the NCAA lead. Fernandez and Gutierrez were joined on the All-American team by freshmen Joanne Alchin (.323 BA) and Kathi Evans (.363). As a team, the Bruins hit .304 and had five players bat above the .300 mark.

The Bruins skated past Utah in the Regional round and then blew away their first four opponents in the College World Series, winning by a combined score of 29-1 and recording two mercy-rule victories. In the championship game, it was a pitcher's duel between Fernandez and Arizona's Debby Day. The duo matched zeroes on the board until the bottom of the seventh inning. Gutierrez led off the frame with a single, moved over to second on a sacrifice by Jennifer Brundage and came home on Jenny Brewster's walk-off home run to left. Fernandez, who finished the year with 65 straight scoreless innings, was named to the All-Tournament Team along with Evans, Gutierrez and Kelly Inouye.

CHAMPIONSHIP GAME BOX SCORE • ARIZONA VS. UCLA
MAY 25, 1992 AT OKLAHOMA CITY, OKLA. (HALL OF FAME STADIUM)

ARIZONA 0					UCLA 2				
Player	AB	R	H	RBI	Player	AB	R	H	RBI
Amy Chellevoid, 1b	3	0	3	0	Kathi Evans, cf	3	0	2	0
Jamie Heggen, cf	2	0	0	0	Nichole Victoria, 2b	3	0	1	0
Laura Espinoza, ss	3	0	0	0	Lisa Fernandez, p	3	0	0	0
Jody Miller-Pruitt, c	2	0	0	0	Yvonne Gutierrez, lf	3	1	1	0
Susie Parra, dp	2	0	1	0	Jennifer Brundage, dp	2	0	1	0
Lisa Guise, rf	2	0	0	0	Jenny Brewster, rf	3	1	1	2
Debby Day, p	2	0	0	0	Kelly Inouye, c	2	0	0	0
Stephanie Salcido, 2b	2	0	0	0	Joanne Alchin, 3b	2	0	0	0
Stacy Redondo, lf	2	0	0	0	Kristy Howard, ss	1	0	0	0
Susie Duarte, 3b/pr	1	0	0	0	DeeDee Weiman, 1b	0	0	0	0
Totals	21	0	4	0	Totals	22	2	6	2

Score by Innings	R	H	E
Arizona	000	000	0
UCLA	000	000	2

Note: 1 out when the game ended.

- DP - Wildcats 1
- LOB - Wildcats 2, Bruins 3
- HR - Brewster
- SH - Heggen, Brundage
- CS - Chellevoid, Miller-Pruitt, Duarte, Howard

Arizona	IP	H	R	ER	BB	SO	UCLA	IP	H	R	ER	BB	SO
Debby Day	6.1	6	2	2	1	1	Lisa Fernandez	7.0	4	0	0	1	6

Win - Fernandez (29-0), Loss - Day (32-5)
 Start: 1:00 p.m. Time: 1:37 Attendance: 2,501



JENNY BREWSTER

ROSTER			
NO	PLAYER	POS	YR
2	Kelly Inouye	C	JR
3	Felicia Cruz	OF	FR
4	Kristy Howard	SS	JR
5	DeeDee Weiman	P/1B	JR
7	Joanne Alchin	C/UTIL	FR
8	Yvonne Gutierrez	OF	SR
9	Cindy Valero	C	FR
10	Heather Compton	P	JR
12	Janae Deffenbaugh	UTIL	SO
13	Jenny Brewster	UTIL	FR
16	Lisa Fernandez	P/3B	JR
17	Nichole Victoria	INF	SO
22	Kathi Evans	OF	FR
32	Jennifer Brundage	INF	FR

Head Coach: Sharron Backus
Co-Head Coach: Sue Enquist
Assistant Coach: Kirk Walker
Graduate Assistant: Kerry Dienelt

POSTSEASON RESULTS	
REGIONALS AT SUNSET FIELD	
May 15	beat Utah, 1-0
May 16	beat Utah, 7-2 (10 inn.)

WCWS IN OKLAHOMA CITY, OKLA.	
May 21	beat Massachusetts, 4-0
May 23	beat California, 10-0 (5 inn.)
May 24	beat Fresno State, 4-0
May 24	beat Massachusetts, 11-1 (5 inn.)
May 25	beat Arizona, 2-0

SEASON LEADERS	
BATTING AVERAGE (MIN. 100 AB)	
Yvonne Gutierrez	.406
Lisa Fernandez	.401
Kathi Evans	.363

RUNS SCORED	
Lisa Fernandez	47
Kathi Evans	43

HITS	
Lisa Fernandez	71
Kathi Evans/Yvonne Gutierrez	69

HOME RUNS	
Yvonne Gutierrez	11
Jenny Brewster	3

RUNS BATTED IN	
Yvonne Gutierrez	58
Jennifer Brundage/Lisa Fernandez	29

EARNED RUN AVERAGE (MIN. 100 IP)	
Lisa Fernandez	0.14
Heather Compton	0.67

WINS	
Lisa Fernandez	29-0
Heather Compton	14-1

INNINGS PITCHED	
Lisa Fernandez	196.1
Heather Compton	114.1

STRIKEOUTS	
Lisa Fernandez	220
DeeDee Weiman	138

ROSTER

NO	PLAYER	POS	YR
1	Casey Hiraiwa	UTIL	SO
2	Erin Rahn	OF	FR
3	Lupe Brambila	OF	SO
4	Marin Noack	C/1B	SO
5	Karen Hoshizaki	OF	SR
6	Jenny Gardner	3B	SO
7	Amanda Freed	P	FR
8	Lesley Feldman	UTIL	SR
9	Lyndsey Klein	UTIL	JR
10	Crissy Buck	SS	FR
12	Stephanie Swenson	P	SO
14	Erin Weiler	P	SR
18	Julie Adams	3B	JR
19	Carissa Millsap	C/UTIL	SR
22	Courtney Dale	P/OF	SO
32	Julie Marshall	C/INF	JR
33	Stacey Nuvevan	C/INF	SO
44	Christie Ambrosi	OF	JR

Head Coach: Sue Enquist

Assistant Coach: Kelly Inouye-Perez

Assistant Coach: Lisa Fernandez

POSTSEASON RESULTS

REGIONALS AT EASTON STADIUM

May 20	beat Alabama, 7-0
May 21	beat Creighton, 14-0
May 22	beat Minnesota, 5-0
May 23	beat Missouri, 12-5

WCWS IN OKLAHOMA CITY, OKLA.

May 27	beat DePaul, 3-2 (9 inn.)
May 28	beat Fresno State, 1-0
May 30	beat DePaul, 2-1 (8 inn.)
May 31	beat Washington, 3-2

SEASON LEADERS

BATTING AVERAGE (MIN. 100 AB)

Stacey Nuvevan	.446
Christie Ambrosi	.429
Julie Adams	.379

RUNS SCORED

Christie Ambrosi	65
Amanda Freed	50

HITS

Christie Ambrosi	103
Stacey Nuvevan	82

HOME RUNS

Stacey Nuvevan	31
Julie Marshall	19

RUNS BATTED IN

Stacey Nuvevan	91
Julie Marshall	67

EARNED RUN AVERAGE (MIN. 100 IP)

Amanda Freed	0.96
Courtney Dale	0.98

WINS

Courtney Dale	33-1
Amanda Freed	27-4

INNINGS PITCHED

Courtney Dale	221.1
Amanda Freed	211.2

STRIKEOUTS

Courtney Dale	218
Amanda Freed	187



The winningest team in UCLA softball history set school records for runs scored (429), home runs (95) and total bases (1042), as the Bruins claimed the school's ninth national championship. UCLA posted a 63-6 record, defeating all its non-conference opponents while winning its sixth Pac-10 title with a 22-6 mark. The Bruins won a school-record 35 games to start the season, averaging more than 6.5 runs per game.

Recording one of the best individual years in the history of the sport, sophomore Stacey Nuvevan shattered the UCLA single-season home run record and led the nation with 31 bombs and 91 runs batted in, also batting .446. Her 31 homers are the second-best, single-season total in NCAA history, while her 91 RBI are seventh-best. The national leaders didn't stop with Nuvevan though, as junior Christie Ambrosi was atop the NCAA with 103 hits, posting a .429 average and a team-leading 25 stolen bases. Seven different players hit over .300 for the Bruins, who batted .339 as a team. In the circle, sophomore Courtney Dale and freshman Amanda Freed combined for 60 of the team's 63 victories. Dale was 33-1 with a 0.98 ERA and 218 strikeouts, while Freed was 27-4 with a 0.96 ERA and 187 strikeouts. A school-record six players were named All-Americans. Ambrosi, Dale, Freed and Nuvevan were joined on the team by juniors Julie Adams and Julie Marshall.

The postseason was a clean sweep, going 4-0 in Regionals and 4-0 at the WCWS. UCLA outscored its foes 38-5 during Regionals, but things were considerably closer in the World Series, as all four contests were one-run games with two going extra innings. In the championship game against Washington, the Bruins jumped on the Huskies with two in the first and one in the second. Adams singled in a pair to put UCLA up 2-0 and Dale led off the second with a solo homer to make it a three-run game. UW rallied and had the tying run on base in the final inning, but Freed retired the final batter to make the Bruins victorious. Adams was named Most Outstanding Player and was joined on the All-Tournament Team by Ambrosi, Dale and Freed.

**CHAMPIONSHIP GAME BOX SCORE • UCLA vs. WASHINGTON
MAY 31, 1999 AT OKLAHOMA CITY, OKLA. (HALL OF FAME STADIUM)**



UCLA 3

Player	AB	R	H	RBI
Christie Ambrosi, cf	4	0	2	0
Amanda Freed, lf/p	4	1	2	0
Lyndsey Klein, 2b	4	1	0	0
Stacey Nuvevan, c	3	0	0	0
Julie Adams, 3b	3	0	2	2
Julie Marshall, 1b	3	0	0	0
Courtney Dale, p/dp	2	1	1	1
Crissy Buck, ss	3	0	0	0
Lupe Brambila, rf	3	0	1	0
Karen Hoshizaki, dp	0	0	0	0
Erin Rahn, lf	1	0	0	0
Totals	30	3	8	3

WASHINGTON 2

Player	AB	R	H	RBI
Rosie Leutzinger, ss	2	0	0	0
Kelly Hauxhurst, lf	2	0	0	0
Kim DePaul, 3b	4	0	1	1
Becky Newbry, rf	4	0	1	0
Jennifer Spediacci, p/dp	1	1	0	0
Melissa Downs, 1b	3	0	1	0
Becky Simpson, pr	0	0	0	0
Erin Helgeland, cf	3	0	1	1
Christie Rosenblad, 2b	3	0	0	0
Shannon Walsh, dp	1	0	0	0
Jamie Graves, pr/dp	1	1	1	0
Jeanine Giordano, c	0	0	0	0
Totals	24	2	5	2

Score by Innings

	R	H	E
UCLA	2	1	0
Washington	0	1	1

LOB - Bruins 6, Huskies 8. 3B - Ambrosi. HR - Dale. HBP - Leutzinger, Walsh. SH - Hauxhurst 2. SB - Adams.

UCLA	IP	H	R	ER	BB	SO	Washington	IP	H	R	ER	BB	SO
Courtney Dale	4.0	3	1	1	2	3	J. Spediacci	6.0	7	3	3	0	6
Amanda Freed	3.0	2	1	1	1	2	Jamie Graves	1.0	1	0	0	0	0

Win - Dale (33-1), Loss - Spediacci (24-9), Save - Freed (3)
 WP - Spediacci. HBP - by Dale (Leutzinger), by Dale (Walsh)
 Start: 12:05 p.m. Time: 2:10 Attendance: 4,472



Behind one of the best pitching performances in College World Series championship game history, the Bruins won their 10th national title in 2003. Sporting a record of 54-7, UCLA had four first-team All-Americans in seniors Tairia Mims and Natasha Watley and juniors Keira Goerl and Claire Sua. On offense, five players hit above .300, led by Watley's .481 average. Leading the nation with 102 hits, Watley, who went on to win the Honda-Broderick Cup, added 10 home runs, 53 runs batted in and a team-best 35 stolen bases. Mims was the top power hitter with 22 homers and 70 RBI, hitting .449. Goerl led the nation in wins with 40, posting a 0.63 earned run average and 342 strikeouts.

After a perfect run through Regional play, UCLA went extra innings in its first College World Series game with California, but fell into the loser's bracket with a 7-3, 10-inning loss. Battling back, the Bruins beat Louisiana-Lafayette and Washington to advance to the semifinals against Texas. Needing to defeat the Longhorns twice to move on to the championship game, the Bruins shutout Texas 3-0 behind a two-hitter by Goerl. In the deciding matchup with Texas, the Bruins fell behind on an unearned run in the first and were down to their last out until a seventh-inning rally propelled them into the championship game. With two outs and Monique Mejia at second, Watley tied the game with a single and moved to second on the throw home. Caitlin Benyi completed the comeback with a single through the right side to win it 2-1. In the title game against California, Goerl didn't allow a hit through the first eight innings, but UCLA was also held in check on offense keeping the game scoreless. In the top of the ninth, Stephanie Ramos led off with a double and scored the go-ahead run on an RBI single by Toria Auelua. Still working on her no-hitter, Goerl retired the Golden Bears 1-2-3 in the ninth to send the Bruins to victory. Goerl was named Most Outstanding Player and her title game no-hitter was selected as one of the Top 25 Defining Moments in NCAA History during the NCAA's 100th anniversary in 2006. Mims and Watley also earned All-College World Series Tournament honors.

**CHAMPIONSHIP GAME BOX SCORE • UCLA VS. CALIFORNIA
MAY 26, 2003 AT OKLAHOMA CITY, OKLA. (HALL OF FAME STADIUM)**

UCLA 1					CALIFORNIA 0				
Player	AB	R	H	RBI	Player	AB	R	H	RBI
Natasha Watley, ss	5	0	2	0	Vicky Galindo, 3b	4	0	0	0
Caitlin Benyi, rf	2	0	1	0	Lindsay James, lf	4	0	0	0
Tairia Mims, 3b	2	0	0	0	Courtney Scott, c	3	0	0	0
Claire Sua, 1b	4	0	0	0	Veronica Nelson, 1b	0	0	0	0
Stephanie Ramos, cf	4	1	1	0	LeAnna Hoglen, pr	0	0	0	0
Emily Zaplatosch, c	3	0	0	0	Linzi Wescott, pr	0	0	0	0
Toria Auelua, dp	4	0	2	1	Mikella Pedretti, 1b	1	0	0	0
Amanda Simpson, pr	0	0	0	0	Haley Woods, dp	3	0	0	0
Julie Hoshizaki, pr	0	0	0	0	Kaleo Eldredge, cf	3	0	0	0
Monique Mejia, 2b	4	0	0	0	Chelsea Spencer, ss	3	0	0	0
Andrea Duran, lf	3	0	0	0	Jessica Pamanian, 2b	3	0	0	0
Keira Goerl, p	0	0	0	0	Kristen Morley, rf	3	0	0	0
					Kristen Bayless, rf	0	0	0	0
					Kelly Anderson, p	0	0	0	0
Totals	31	1	6	1	Totals	27	0	0	0

Score by Innings	R	H	E
UCLA	000	000	001
California	000	000	000

E - Goerl
LOB - Bruins 9, Golden Bears 5
2B - Ramos
3B - Watley
SH - Benyi, Zaplatosch, Woods

UCLA	IP	H	R	ER	BB	SO	California	IP	H	R	ER	BB	SO
Keira Goerl	9.0	0	0	0	4	4	Kelly Anderson	9.0	6	1	1	4	5

Win - Goerl (40-7), Loss - Anderson (23-12)
Start: 3:35 p.m. Time: 2:36 Attendance: 5,437



ROSTER			
NO	PLAYER	POS	YR
2	Andrea Duran	3B/OF	FR
3	Allison Chislock	1B/OF	SO
5	Alissa Eno	INF/OF	FR
9	Amanda Simpson	OF	JR
10	Erica Corley	OF	FR
11	Monique Mejia	2B/OF	SR
13	Julie Hoshizaki	2B/UTIL	JR
14	Keira Goerl	P	JR
19	Caitlin Benyi	INF/OF	FR
20	Claire Sua	1B/DP	JR
21	Tairia Mims	INF/C	SR
22	Nicole Sandberg	C	SO
23	Toria Auelua	3B/C	SR
24	Emily Zaplatosch	C/1B	FR
27	Natasha Watley	SS	SR
33	Michelle Turner	P/OF	FR
44	Stephanie Ramos	OF	JR

Head Coach: Sue Enquist
Assistant Coaches: Kelly Inouye-Perez, Gina Vecchione, Lisa Fernandez

POSTSEASON RESULTS	
REGIONALS IN FRESNO, CALIF.	
May 15	beat Colgate, 8-0 (6 inn.)
May 16	beat Fresno State, 3-0
May 17	beat Michigan State, 6-2
May 18	beat Michigan State, 5-0

WCWS IN OKLAHOMA CITY, OKLA.	
May 22	lost to California, 7-3 (10 inn.)
May 24	beat Louisiana-Lafayette, 5-1
May 24	beat Washington, 2-1
May 25	beat Texas, 3-0
May 25	beat Texas, 2-1
May 26	beat California, 1-0 (9 inn.)

SEASON LEADERS	
BATTING AVERAGE (MIN. 100 AB)	
Natasha Watley	.481
Tairia Mims	.449
Claire Sua	.322

RUNS SCORED	
Natasha Watley	64
Tairia Mims	49

HITS	
Natasha Watley	102
Tairia Mims	80

HOME RUNS	
Tairia Mims	22
Claire Sua	17

RUNS BATTED IN	
Tairia Mims	70
Natasha Watley	53

EARNED RUN AVERAGE (MIN. 100 IP)	
Keira Goerl	0.63
Michelle Turner	0.83

WINS	
Keira Goerl	40-7
Michelle Turner	14-0

INNINGS PITCHED	
Keira Goerl	310.2
Michelle Turner	93.0

STRIKEOUTS	
Keira Goerl	342
Michelle Turner	46

ROSTER

NO	PLAYER	POS	YR
2	Andrea Duran	3B/OF	SO
5	Alissa Eno	INF/OF	SO
7	Tara Henry	OF	FR
9	Amanda Simpson	OF	SR
10	Jaisa Creps	C	FR
11	Ashley Herrera	2B/UTIL	FR
12	Jodie Legaspi	SS/UTIL	FR
13	Julie Hoshizaki	2B/UTIL	SR
14	Keira Goerl	P	SR
17	Lisa Dodd	P/UTIL	FR
19	Caitlin Benyi	INF/OF	SO
20	Claire Sua	1B/DP	SR
21	Shana Stewart	C/OF	FR
22	Nicole Sandberg	C	JR
23	Whitney Holum	UTIL	FR
24	Emily Zaplatosch	C/1B	SO
32	Kristen Dedmon	1B/DP	FR
33	Michelle Turner	P/OF	SO
44	Stephanie Ramos	OF	SR

Head Coach: Sue Enquist

Assistant Coaches: Kelly Inouye-Perez, Gina Vecchione, Lisa Fernandez

POSTSEASON RESULTS

REGIONALS AT EASTON STADIUM

May 20	beat Miss. Valley St., 8-0 (5 inn.)
May 21	beat Louisville, 2-0
May 22	beat Alabama, 5-2 (9 inn.)
May 23	beat Alabama, 7-0

WCWS IN OKLAHOMA CITY, OKLA.

May 27	beat Stanford, 8-2
May 28	beat LSU, 2-0
May 30	beat Stanford, 3-1 (12 inn.)
May 31	beat California, 3-1

SEASON LEADERS

BATTING AVERAGE (MIN. 100 AB)

Caitlin Benyi	.379
Jodie Legaspi	.371
Stephanie Ramos	.356

RUNS SCORED

Caitlin Benyi	51
Andrea Duran/Stephanie Ramos	36

HITS

Caitlin Benyi	67
Stephanie Ramos	63

HOME RUNS

Caitlin Benyi	24
Stephanie Ramos	12

RUNS BATTED IN

Caitlin Benyi	43
Jodie Legaspi	35

EARNED RUN AVERAGE (MIN. 100 IP)

Lisa Dodd	0.79
Keira Goerl	1.02

WINS

Keira Goerl	31-7
Lisa Dodd	15-2

INNINGS PITCHED

Keira Goerl	267.0
Lisa Dodd	115.2

STRIKEOUTS

Keira Goerl	276
Lisa Dodd	76



The Bruins made it back-to-back NCAA titles in 2004, hoisting the school's 11th national championship trophy in softball. UCLA went 47-9, winning its first 25 games and holding a 27-1 mark heading into league play. Despite struggling to a 12-8 record and a fourth-place finish in conference, the Bruins turned it on at the end of the regular season, winning their final five. Adding in a perfect 8-0 postseason record, UCLA won its final 13 games. Sophomore All-American Caitlin Benyi led the country with 24 home runs, adding 43 runs batted in and a .379 batting average. Freshman Jodie Legaspi was second on the team with a .371 average, seven homers and 35 runs batted in, while senior Stephanie Ramos hit .356 with 12 homers and 31 RBI. In the circle, All-American Keira Goerl closed her career with an outstanding senior season, going 31-7 with a 1.02 ERA and 276 strikeouts. Freshman Lisa Dodd recorded a team-low earned run average of 0.79 with a 15-2 record in 115 2/3 innings.

After going a perfect 4-0 and outscoring their opponents 22-2 during Regional play, the Bruins continued their offensive prowess with an 8-2 victory against Stanford in the opening game of the College World Series. After downing LSU, the Bruins were taken to extra innings by Stanford in an elimination game for the Cardinal. Tied 1-1 going into the top of the 12th, UCLA scored twice on RBI doubles by Dodd and Ramos to go ahead 3-1. Goerl finished off Stanford in the bottom of the inning to send the Bruins to the title game against California for the second straight year. The Golden Bears jumped out to an early lead with a first-inning run and maintained it until the Bruins rallied in the fifth. Claire Sua led off with a homer and the Bruins continued the rally, putting runners at third and second with two outs. Kristen Dedmon came off the bench and got a big pinch-hit single up the middle to plate both runners and put UCLA up 3-1. Goerl held Cal off the scoreboard for the rest of the game to send the Bruins to the repeat title. Benyi, Dodd, Goerl and Legaspi were named to the All-CWS Tournament Team.

**CHAMPIONSHIP GAME BOX SCORE • CALIFORNIA VS. UCLA
MAY 31, 2004 AT OKLAHOMA CITY, OKLA. (HALL OF FAME STADIUM)**



CALIFORNIA 1

Player	AB	R	H	RBI
Vicky Galindo, 3b	3	0	0	0
Lindsay James, lf	3	1	1	0
Haley Woods, c	3	0	2	0
Jessica Vernaglia, pr	0	0	0	0
Kaleo Eldredge, cf	4	0	0	0
Jessica Pamanian, 2b	3	0	1	1
Chelsea Spencer, ss	3	0	1	0
Alex Sutton, rf	3	0	1	0
Roni Rodriguez, 1b	3	0	1	0
Gwen Arafiles, dp	2	0	0	0
Kelly Anderson, p	0	0	0	0
Kristina Thorson, p	0	0	0	0
Totals	27	1	7	1

UCLA 3

Player	AB	R	H	RBI
Caitlin Benyi, 2b	3	0	0	0
Andrea Duran, 3b	3	0	0	0
Lisa Dodd, rf	3	0	0	0
Claire Sua, 1b	3	1	1	1
Stephanie Ramos, cf	1	0	0	0
Amanda Simpson, pr	0	1	0	0
Jodie Legaspi, ss	1	0	0	0
Tara Henry, pr	0	1	0	0
Emily Zaplatosch, c	1	0	0	0
Michelle Turner, dp	2	0	0	0
Julie Hoshizaki, lf	1	0	0	0
Kristen Dedmon, ph	1	0	1	2
Keira Goerl, p	0	0	0	0
Totals	19	3	2	3

Score by Innings	R	H	E
California	100	000	0 1 7 0
UCLA	000	030	X 3 2 0

LOB - Golden Bears 9, Bruins 1
 HR - Sua
 HBP - Ramos
 SH - Arafiles, Zaplatosch

California	IP	H	R	ER	BB	SO	UCLA	IP	H	R	ER	BB	SO
Kelly Anderson	5.0	1	3	3	1	5	Keira Goerl	7.0	7	1	1	3	4
Kristina Thorson	1.0	1	0	0	0	1							

Win - Goerl (31-7), Loss - Anderson (25-9)
 HBP - by Anderson (Ramos)
 Start: 7:00 p.m. Time: 2:01 Attendance: 5,735

ROSTER

NO	PLAYER	POS	YR
3	GiOnna DiSalvatore	UTIL	JR
4	Marti Reed	UTIL	SO
5	Donna Kerr	P	JR
7	Samantha Camuso	UTIL	SO
8	Andrea Harrison	OF	SO
9	Kaila Shull	C/OF	SR
11	Whitney Baker	P	JR
13	Destiny Rodino	P	FR
14	Julie Burney	INF	SR
17	Charlotte Dolan	C/1B	FR
18	Monica Harrison	INF	JR
19	B.B. Bates	OF	FR
20	Brooke Finley	C	SO
21	Grace Murray	UTIL	JR
23	Amy Crawford	UTIL	JR
24	Aleah Macon	P	SO
29	Katie Schroeder	OF	JR
31	Megan Langenfeld	P/1B	SR
42	Devon Lindvall	OF	FR
44	Dani Yudin	C/UTIL	SO

Head Coach: Kelly Inouye-Perez
Assistant Coaches: Lisa Fernandez, Gina Vecchione, Natasha Watley

POSTSEASON RESULTS

REGIONALS AT EASTON STADIUM

May 21	beat Saint Mary's, 11-4
May 22	beat San Diego State, 4-3
May 23	beat Fresno State, 7-2

SUPERS AT EASTON STADIUM

May 29	beat La.-Lafayette, 10-2 (5)
May 30	beat La.-Lafayette, 10-1 (5)

WCWS IN OKLAHOMA CITY, OKLA.

June 3	beat Florida, 16-3 (6)
June 4	beat Hawai'i, 5-2
June 6	beat Georgia, 5-2
June 7	beat Arizona, 6-5 (8)
June 8	beat Arizona, 15-9



After a six-year drought, the Bruins were back on top of the softball mountain in 2010, claiming the program's 11th NCAA Championship and 12th National Title. UCLA set school, single-season records in home runs (108), slugging percentage (.602), on base percentage (.432) and walks (244).

The postseason began at home with a perfect 3-0 weekend during the Regional round, as the fifth-seeded Bruins defeated Saint Mary's (11-4), San Diego State (4-3) and Fresno State (7-2). After hitting 11 home runs in the three-game Regional, the Bruins blasted three in each of the Super Regional contests against Louisiana-Lafayette, winning 10-2 and 10-1. The pair of mercy-rule wins gave the Bruins 20, which set a school record.

In the Women's College World Series opener against Florida, the game was tied at three after two innings when UCLA scored 13 unanswered to mercy rule the Gators 16-3. The 16 runs were the most ever for UCLA in a postseason contest. The Bruins broke the school record for home runs the next evening against Hawai'i in a 5-2 win with three more bombs. A two-run shot and a three-run jack against Georgia accounted for the only five runs the Bruins needed in a 5-2 win to put the Bruins in the Championship Series against Arizona.

Game one was an instant classic. After a two-out double in the bottom of the sixth by Monica Harrison gave the Bruins a 4-2 lead, the Wildcats rallied with three in the top of the seventh to go ahead 5-4. But with the help of a two-out Arizona miscue in the bottom of the seventh, UCLA scored the game-winning run on a Kaila Shull double to send the game into extra innings. The Wildcats left the bases loaded in the top of the eighth and the Bruins would take advantage in the bottom half, as Megan Langenfeld hit a 1-0 pitch over the center-field fence with two outs to give UCLA a thrilling 6-5 victory.

The next evening, Langenfeld and Andrea Harrison hit their WCWS-record fourth homers, as the Bruins routed Arizona 15-9 to finish off the championship run. Harrison also set a new WCWS mark with 11 RBI, while the Bruins' 14 homers were also a WCWS record. Langenfeld was named the WCWS' Most Outstanding Player, while Andrea Harrison and Samantha Camuso, who hit eight homers in the postseason, were also named to the All-Tournament Team. Along with their 108 home runs, the Bruins also set school, single-season records in slugging (.602), on base percentage (.432) and walks (244).

WOMEN'S COLLEGE WORLD SERIES FINALS GAME 1 - ARIZONA VS. UCLA
JUNE 7, 2010 AT OKLAHOMA CITY, OKLA. (HALL OF FAME STADIUM)

ARIZONA 5 (52-13)

Player	AB	R	H	RBI	BB	SO
Brittany Lastrapes, lf	5	0	2	0	0	1
Lauren Schutlzler, cf	2	2	0	0	3	1
K'Lee Arredondo, ss	4	2	3	2	1	0
Stacie Chambers, c	3	1	2	2	2	1
Becca Tikey, pr	0	0	0	0	0	0
Brigette Del Ponte, 3b	4	0	1	1	0	1
Lini Korja, dp/1b	4	0	1	0	0	1
Kristen Arriola, 2b	3	0	0	0	0	0
Baillie Kirker, 1b	2	0	0	0	0	2
Matte Haack, ph/dp	2	0	0	0	0	1
Karissa Buchanan, rf	4	0	2	0	0	0
Kenzie Fowler, p	0	0	0	0	0	0
Totals	33	5	11	5	6	8

Score by Innings	123	456	78	R	H	E
Arizona	100	010	30	5	11	0
UCLA	101	002	11	6	12	0

Note: 2 outs, 0 runners LOB when the game ended. LOB - Wildcats 11, Bruins 10. 2B - DiSalvatore, M.Harrison, A.Harrison, Yudin, Shull. HR - Arredondo, Chambers, Langenfeld 2. SH - Arriola. SB - Schutlzler, Del Ponte.

Arizona	IP	H	R	ER	BB	SO
Kenzie Fowler	7.2	12	6	6	4	12

UCLA 6 (49-11)

Player	AB	R	H	RBI	BB	SO
GiOnna DiSalvatore, 2b	5	1	1	0	0	0
Monica Harrison, ss	5	0	1	2	0	0
Megan Langenfeld, p/1b	5	2	4	3	0	1
Andrea Harrison, lf	4	0	2	0	0	2
Samantha Camuso, dp/rf	4	0	0	0	0	3
Dani Yudin, 1b/dp	2	0	1	0	2	1
Grace Murray, pr	0	0	0	0	0	0
Marti Reed, pr	0	1	0	0	0	0
Julie Burney, 3b	2	0	1	0	2	0
Amy Crawford, pr	0	0	0	0	0	0
Kaila Shull, c	4	1	1	1	0	2
B.B. Bates, rf/cf	4	1	1	0	0	3
Devon Lindvall, cf	0	0	0	0	0	0
Aleah Macon, p	0	0	0	0	0	0
Totals	35	6	12	6	4	12

UCLA	IP	H	R	ER	BB	SO
Megan Langenfeld	6.0	9	5	5	5	5
Aleah Macon	2.0	2	0	0	1	3

Win - Macon (12-1). Loss - Fowler (38-8). WP - Fowler.
 Start: 7:07 p.m. Time: 3:32 Attendance: 6,511
 Langenfeld faced 3 batters in the 7th.

WOMEN'S COLLEGE WORLD SERIES FINALS GAME 2 - UCLA VS. ARIZONA
JUNE 8, 2010 AT OKLAHOMA CITY, OKLA. (HALL OF FAME STADIUM)

UCLA 15 (50-11)

Player	AB	R	H	RBI	BB	SO
GiOnna DiSalvatore, 2b	6	2	2	1	0	0
Monica Harrison, ss	6	2	3	2	0	0
Megan Langenfeld, 1b/dp	3	2	2	2	0	0
Grace Murray, pr	0	1	0	0	0	1
Andrea Harrison, lf	5	1	1	4	1	1
Samantha Camuso, rf	4	2	2	1	1	2
Devon Lindvall, cf	0	0	0	0	0	0
Dani Yudin, dp/1b	3	1	1	0	2	0
Julie Burney, 3b	5	2	3	3	0	1
Kaila Shull, c	4	1	3	1	1	0
B.B. Bates, cf/rf	4	1	2	0	0	1
Aleah Macon, p	0	0	0	0	0	0
Donna Kerr, p	0	0	0	0	0	0
Totals	40	15	19	14	7	5

Score by Innings	123	456	7	R	H	E
UCLA	240	171	0	15	19	0
Arizona	010	322	1	9	10	1

E - Arriola. DP - Bruins 1. LOB - Bruins 13, Wildcats 8. 2B - DiSalvatore, M.Harrison, Shull. HR - Langenfeld, A.Harrison, Camuso, Burney, Chambers 2, Korja. HBP - Langenfeld, Bates, Arredondo, Korja, Kemp.

UCLA	IP	H	R	ER	BB	SO
Aleah Macon	4.1	6	6	6	3	7
Donna Kerr	2.2	4	3	3	2	4

ARIZONA 9 (52-14)

Player	AB	R	H	RBI	BB	SO
Brittany Lastrapes, lf	5	0	2	1	0	0
Lauren Schutlzler, cf	5	0	0	0	0	4
K'Lee Arredondo, ss	2	2	1	0	1	1
Becca Tikey, pr	0	1	0	0	0	0
Stacie Chambers, c	3	3	2	4	1	1
Brigette Del Ponte, 3b	3	1	1	0	1	1
Lini Korja, 1b	3	1	1	2	0	1
Kristen Arriola, 2b	3	0	2	2	1	1
Matte Haack, dp	2	0	0	0	0	2
Victoria Kemp, ph/dp	0	1	0	0	1	0
Karissa Buchanan, rf	4	0	1	0	0	0
Kenzie Fowler, p	0	0	0	0	0	0
Sarah Akamine, p	0	0	0	0	0	0
A.Ralston-Alvarez, p	0	0	0	0	0	0
Totals	30	9	10	9	5	11

Arizona	IP	H	R	ER	BB	SO
Kenzie Fowler	1.0	2	3	3	3	0
Sarah Akamine	4.0	15	11	11	3	3
A.Ralston-Alvarez	2.0	2	1	1	1	2

Win - Macon (13-1). Loss - Fowler (38-9). WP - Macon, Kerr, Akamine, Ralston-Alvarez. HBP - by Fowler (Bates), by Akamine (Langenfeld), by Macon (Arredondo), by Macon (Korja), by Kerr (Kemp). IP - Akamine 2. Start: 7:08 p.m. Time: 3:16 Attendance: 6,092
 Fowler faced 1 batter in the 2nd.

ROSTER

NO	PLAYER	POS	YR
00	Rachel Garcia	P/TB	R-JR
3	Briana Perez	INF	SO
4	Holly Azevedo	P	SO
5	Julie Rodriguez	OF	SO
8	Megan Faraimo	P	FR
10	Malia Quarles	INF	SO
12	Stevie Wisz	OF	SR
14	Kelli Godin	OF	FR
19	Colleen Sullivan	C/1B	FR
20	Anna Vines	INF	FR
21	Taylor Pack	C/OF	SR
22	Danae Blodgett	OF	SR
23	Aaliyah Jordan	OF	R-SO
25	Paige Halstead	C	SR
27	Jacqui Prober	OF	JR
32	Alana Snow	UTIL	SO
33	Brianna Tautalafua	INF	SR
37	Kinsley Washington	UTIL	SO
46	Zoe Shaw	UTIL	SR
48	Bubba Nickles	UTIL	JR
52	Maddie Skibitzki	C	SR

Head Coach: Kelly Inouye-Perez
Assistant Coaches: Lisa Fernandez, Kirk Walker, Kylee Perez

POSTSEASON RESULTS

REGIONALS AT EASTON STADIUM

May 17	beat Weber State, 6-0
May 18	beat Missouri, 9-1 (5)
May 19	lost to Missouri, 1-5
May 19	beat Missouri, 13-1 (5)

SUPERS AT EASTON STADIUM

May 24	beat James Madison, 6-1
May 25	beat James Madison, 7-2

WCWS IN OKLAHOMA CITY, OKLA.

May 30	beat Minnesota, 7-2
May 31	beat Arizona, 6-2
June 2	beat Washington, 3-0 (10)
June 3	beat Oklahoma, 16-3
June 4	beat Oklahoma, 5-4



In the most dramatic of ways, UCLA won its 13th National Championship, sweeping Oklahoma in the WCWS Championship Series. Even at four with two outs in the bottom of the seventh, Kinsley Washington blooped a single to left-center to score pinch-runner Jacqui Prober to send the Bruins to victory. The Bruins played the first two weekends of the 2019 postseason at Easton Stadium, getting the Los Angeles Regional off to a great start against Weber State. Rachel Garcia retired the first 18 batters she faced before Holly Azevedo completed the combined no-hitter. In the winner's bracket game the next day, UCLA run-ruled Missouri, 9-1 in five innings. The Tigers exacted revenge the following day to force the if necessary game, but the Bruins would again win by mercy rule, 13-1 in five innings, to advance to Super Regionals. UCLA hosted James Madison, and after giving up a run in the first inning of game one, the Bruins outscored the Dukes 13-2 over the final 12 innings to move on to their fifth-consecutive Women's College World Series. With a 5-0 record in Oklahoma City, the Bruins never trailed at the WCWS. UCLA got off to a great start against Minnesota thanks to a leadoff homer by Bubba Nickles, the first-ever leadoff homer in Bruin WCWS history. A three-run jack by Aaliyah Jordan capped off the scoring in a 7-2 win. The next evening against Pac-12 rival Arizona, the two teams were tied until the top of the sixth when Malia Quarles came off the bench with a pinch-hit home run. The Bruins poured it on with four more runs in the seventh in a 6-2 victory over the Wildcats. On Semifinal Sunday, UCLA and Washington were scoreless through 9 1/2 innings, as Garcia had struck out 16 in 10 frames. Then the National Player of the Year ended it with a walk-off, three-run homer to send the Bruins to the WCWS Championship Series against Oklahoma.

In game one of the Championship Series, the Bruins scored in six of their seven at-bats, hitting four home runs in a 16-3 rout. In game two, UCLA held leads of 2-0, 3-1 and 4-3 thanks to homers by Nickles, Briana Perez, Jordan and Brianna Tautalafua. But the Bruins found themselves tied in the bottom of the seventh when Washington and Prober came through with the heroics. Garcia was named the Most Outstanding Player of the WCWS and was joined on the All-Tournament Team by Jordan, Nickles and Washington.

WCWS FINALS GAME 1 - UCLA vs. OKLAHOMA - JUNE 3, 2019

UCLA 16 (55-6)						OKLAHOMA 3 (57-5)							
Player	AB	R	H	RBI	BB	SO	Player	AB	R	H	RBI	BB	SO
Bubba Nickles, cf	3	3	2	1	2	1	Sydney Romero, 3b	4	0	1	1	0	0
Briana Perez, ss	4	2	2	3	0	0	Caleigh Clifton, 2b	3	0	0	0	1	0
Aaliyah Jordan, rf/dp	3	2	2	1	1	1	Jocelyn Alo, rf	3	0	0	0	0	0
Zoe Shaw, ph/1b	1	0	0	0	0	0	Grace Green, dp	3	1	1	1	0	0
Rachel Garcia, p/dp	5	1	2	4	0	0	Shay Knighten, 1b	3	1	1	1	0	0
Alana Snow, pr	0	0	0	0	0	0	Nicole Mendes, cf/p	3	0	0	0	0	0
Taylor Pack, 1b	5	0	1	1	0	1	Alexa Schultz, cf	0	0	0	0	0	0
Colleen Sullivan, dp/c	4	1	1	0	0	2	Falepolima Aviu, lf	3	1	1	0	0	0
Jacqui Prober, rf	0	0	0	0	0	0	Lynnsie Elam, c	2	0	1	0	0	0
Malia Quarles, ph	1	0	0	0	0	0	Raegan Rogers, pr	0	0	0	0	0	0
Brianna Tautalafua, 3b	4	1	1	1	0	0	Kylie Lundberg, ph	1	0	1	0	0	0
Danae Blodgett, pr	0	0	0	0	0	0	Grace Lyons, ss	2	0	1	0	0	0
Kinsley Washington, 2b	4	3	4	1	0	0	Audrie LaValley, ph	1	0	0	0	0	1
Kelli Godin, lf	1	1	0	0	0	0	Giselle Juarez, p	0	0	0	0	0	0
Julie Rodriguez, ph	1	0	1	2	0	0	Mariah Lopez, p	0	0	0	0	0	0
Stevie Wisz, pr/lf	0	1	0	0	0	0	Shannon Saile, p	0	0	0	0	0	0
Paige Halstead, c	0	0	0	0	0	0	Elijah Flores, cf	0	0	0	0	0	0
Megan Faraimo, p	0	0	0	0	0	0							
Holly Azevedo, p	0	0	0	0	0	0							
Totals	36	16	16	14	3	5	Totals	28	3	7	3	1	1

Score by Innings	123	456	7	R	H	E
UCLA	102	116	5	16	16	1
Oklahoma	010	001	1	3	7	4

E - Sullivan, Clifton, Aviu, Lyons 2. LOB - Bruins 5, Sooners 5. 2B - Perez, Washington, Rodriguez. 3B - Lyons. HR - Perez, Jordan, Garcia, Tautalafua, Green, Knighten. SH - Perez, Godin 2.

UCLA	IP	H	R	ER	BB	SO	Oklahoma	IP	H	R	ER	BB	SO
Rachel Garcia	5.0	3	1	1	1	0	Giselle Juarez	4.0	5	4	3	0	3
Megan Faraimo	1.0	1	1	0	0	0	Mariah Lopez	1.1	4	3	3	1	1
Holly Azevedo	1.0	3	1	1	0	1	Shannon Saile	0.2	2	5	4	2	0
							Nicole Mendes	1.0	5	4	4	0	1

Win - Garcia (28-1). Loss - Juarez (28-3). PB - Elam. Saile faced 1 batter in the 7th. Start: 6:38 p.m. Time: 2:46 Attendance: 8,486

WCWS FINALS GAME 2 - OKLAHOMA vs. UCLA - JUNE 4, 2019

OKLAHOMA 4 (57-6)						UCLA 5 (56-6)							
Player	AB	R	H	RBI	BB	SO	Player	AB	R	H	RBI	BB	SO
Sydney Romero, 3b	3	1	2	1	1	0	Bubba Nickles, cf	4	1	1	1	0	0
Caleigh Clifton, 2b	3	0	0	0	0	2	Briana Perez, ss	4	1	1	1	0	1
Jocelyn Alo, rf	4	0	0	0	0	0	Aaliyah Jordan, rf	3	1	2	1	0	1
Grace Green, dp	4	0	0	0	0	2	Rachel Garcia, p	2	0	0	0	2	1
Shay Knighten, 1b	4	1	1	1	0	0	Taylor Pack, 1b	4	0	1	0	0	1
Nicole Mendes, cf	3	1	2	0	1	0	Brianna Tautalafua, 3b	3	1	3	1	0	0
Falepolima Aviu, lf	2	0	1	1	1	0	Colleen Sullivan, dp	3	0	0	1	1	1
Raegan Rogers, pr	0	1	0	0	0	0	Jacqui Prober, pr	0	1	0	0	0	0
Kylie Lundberg, ph	1	0	1	0	0	0	Kinsley Washington, 2b	4	0	2	1	0	1
Grace Lyons, ss	2	0	1	0	0	0	Kelli Godin, lf	2	0	0	0	0	0
Audrie LaValley, ph	1	0	0	0	0	1	Malia Quarles, ph	1	0	0	0	0	1
Giselle Juarez, p	0	0	0	0	0	0	Paige Halstead, c	0	0	0	0	0	0
Mariah Lopez, p	0	0	0	0	0	0							
Shannon Saile, p	0	0	0	0	0	0							
Elijah Flores, cf	0	0	0	0	0	0							
Totals	29	4	8	4	3	4	Totals	30	5	10	5	3	7

Score by Innings	123	456	7	R	H	E
Oklahoma	001	200	1	4	8	1
UCLA	201	010	1	5	10	0

Note: 2 outs, 1 runner LOB when the game ended. E - Romero. LOB - Sooners 8, Bruins 10. 2B - Romero, Elam. HR - Romero, Knighten, Nickles, Perez, Jordan, Tautalafua. HBP - Clifton, Jordan. SH - Tautalafua. SB - Lyons.

Oklahoma	IP	H	R	ER	BB	SO	UCLA	IP	H	R	ER	BB	SO
Giselle Juarez	6.2	10	5	5	3	7	Rachel Garcia	7.0	8	4	4	3	4

Win - Garcia (29-1). Loss - Juarez (28-4). WP - Juarez 2, Garcia 2. HBP - by Garcia (Clifton), by Juarez (Jordan). PB - Halstead. Start: 7:37 p.m. Time: 2:41 Attendance: 8,373

YEAR-BY-YEAR AND COACHING RECORDS

YEAR	COACH(ES)	OVERALL RECORD		CONFERENCE			HOME RECORD	AWAY RECORD	NEUTRAL RECORD	POST SEASON	NAT'L FINISH
		RECORD	PCT.	RECORD	PCT.	FINISH					
1975	Sharron Backus	14-6	.700	9-0	1.000	1st	5-1	5-1	4-4	--	--
1976	Sharron Backus	13-4	.765	9-1	.900	1st	7-0	6-2	0-2	--	--
1977	Sharron Backus	17-10	.630	--	--	--	7-1	6-7	4-2	4-2	--
1978	Sharron Backus	31-3	.912	--	--	--	--	--	--	9-1	1st
1979	Sharron Backus	24-9	.727	--	--	--	--	--	--	7-4	2nd
1980	Sharron Backus	24-13	.649	11-5	.688	2nd	16-7	8-4	0-2	0-2	--
1981	Sharron Backus	38-10	.792	10-5	.667	2nd	13-4	15-3	10-3	7-4	3rd
1982	Sharron Backus	33-7-2	.810	15-4-1	.775	2nd	19-5-1	9-2-1	5-0	7-0	1st
1983	Sharron Backus	40-7	.851	17-3	.850	1st	17-1	17-3	6-3	5-2	3rd
1984	Sharron Backus	45-6-1	.875	7-3	.700	1st	25-3	10-1-1	10-2	7-1	1st
1985	Sharron Backus	41-9	.820	9-3	.750	2nd	14-1	12-6	15-2	7-2	1st
1986	Sharron Backus	28-15	.651	10-2	.833	1st	12-7	13-6	3-2	--	--
1987	Sharron Backus	50-10	.833	7-3	.700	2nd	27-3	11-4	12-3	6-2	2nd
1988	Sharron Backus	53-8	.869	15-3	.833	1st	24-4	17-3	12-1	7-1	1st
1989	Backus/Enquist	48-4	.923	18-2	.900	1st	23-1	18-3	7-0	7-0	1st
1990	Backus/Enquist	62-7	.899	16-2	.889	1st	23-1	17-3	22-3	7-1	1st
1991	Backus/Enquist	56-7	.889	16-4	.800	1st	21-0	15-4	20-3	6-2	2nd
1992	Backus/Enquist	54-2	.964	14-2	.875	2nd	17-1	11-1	26-0	7-0	1st
1993	Backus/Enquist	50-5	.909	25-1	.962	1st	23-1	16-2	11-2	6-2	2nd
1994	Backus/Enquist	43-14	.754	16-6	.727	2nd	15-3	13-6	15-5	6-3	4th
1995	Backus/Enquist	43-6	.878	23-4	.852	2nd	23-2	13-4	7-0	--	--
1996	Backus/Enquist	47-11	.810	20-7	.741	3rd	17-5	19-4	11-2	6-3	T-3rd
1997	Sue Enquist	49-14	.778	21-7	.750	2nd	14-4	18-8	17-2	8-3	2nd
1998	Sue Enquist	18-27	.400	8-18	.308	7th	7-8	8-13	3-6	--	--
1999	Sue Enquist	63-6	.913	22-6	.786	1st	25-3	16-3	22-0	8-0	1st
2000	Sue Enquist	46-12-1	.788	14-7	.667	3rd	14-4	10-4	22-4-1	7-1	2nd
2001	Sue Enquist	62-6	.912	16-5	.762	2nd	23-2	19-3	20-1	7-1	2nd
2002	Sue Enquist	55-9	.859	18-3	.857	1st	25-1	10-5	20-3	5-3	T-5th
2003	Sue Enquist	54-7	.885	17-4	.810	2nd	17-3	17-2	20-2	9-1	1st
2004	Sue Enquist	47-9	.839	12-8	.600	4th	15-3	7-5	25-1	8-0	1st
2005	Sue Enquist	40-20	.667	11-10	.524	5th	19-9	8-5	13-6	10-4	2nd
2006	Sue Enquist	50-9	.847	15-5	.750	1st	24-4	9-3	17-2	7-2	4th
2007	Kelly Inouye-Perez	37-18	.673	12-9	.571	T-3rd	14-9	10-4	13-5	1-2	T-17th
2008	Kelly Inouye-Perez	51-9	.850	17-4	.810	2nd	21-3	12-3	18-3	6-2	T-5th
2009	Kelly Inouye-Perez	45-11	.804	16-5	.762	1st	19-6	11-3	15-2	4-2	T-9th
2010	Kelly Inouye-Perez	50-11	.820	14-7	.667	2nd	20-4	17-4	13-3	10-0	1st
2011	Kelly Inouye-Perez	36-19	.655	9-12	.429	T-6th	16-5	5-9	15-5	3-2	T-17th
2012	Kelly Inouye-Perez	36-20	.643	12-12	.500	T-4th	15-5	8-9	13-6	0-2	T-17th
2013	Kelly Inouye-Perez	40-20	.667	10-14	.417	T-5th	12-10	9-7	19-3	3-2	T-17th
2014	Kelly Inouye-Perez	52-8	.867	19-5	.792	2nd	31-4	11-4	10-0	4-2	T-9th
2015	Kelly Inouye-Perez	51-12	.810	19-5	.792	2nd	27-4	10-3	14-5	6-2	T-5th
2016	Kelly Inouye-Perez	40-16-1	.711	16-5-1	.750	2nd	17-5	11-4-1	12-7	5-3	T-7th
2017	Kelly Inouye-Perez	48-15	.762	16-8	.667	T-3rd	21-6	13-3	14-6	6-2	T-5th
2018	Kelly Inouye-Perez	58-7	.892	20-4	.833	2nd	27-3	13-2	18-2	8-3	3rd
2019	Kelly Inouye-Perez	56-6	.903	20-4	.833	T-1st	23-4	14-1	19-1	10-1	1st
2020	Kelly Inouye-Perez	25-1	.962	canceled	--	--	12-1	2-0	11-0	canceled	--
TOTALS		1963-465-5	.808	621-227-2	.732	15	806-161-1	519-176-3	583-116-1	246-72	13
						TITLES	(.833)	(.746)	(.834)	(.774)	TITLES

ASSISTANT COACHING HISTORY

Lisa Fernandez	1997-2004, 2007-present
Record: 1,019-263-2 (.794)	
Kirk Walker	1990-1994, 2013-present
Record: 635-120-1 (.841)	
Sue Enquist	1980-1988
Record: 352-85-3 (.803)	
Kelly Inouye-Perez	1994-2006
Record: 617-150-1 (.804)	
Gina Vecchione	2000-2012
Record: 609-160-1 (.792)	
Jennifer Brundage (volunteer)	1998
Courtney Dale (volunteer)	2005
Rodney Davis (volunteer)	2018
GiOnna DiSalvatore (volunteer)	2012
Kerry Dienelt (graduate)	1992
Andrea Duran (volunteer)	2011
Yvonne Gutierrez (volunteer)	1995
Jodie Legaspi-Kiaha (volunteer)	2013
Hayden Maurice (volunteer)	2015
Kylee Perez (volunteer)	2019
Natasha Watley (volunteer)	2006-2010

NATIONAL AFFILIATION HISTORY

Association of Intercollegiate Athletics for Women (AIAW)	
1975-81	Record: 161-55, .745
National Collegiate Athletic Association (NCAA)	
1982-present	Record: 1802-410-5, .814

POSTSEASON RECORDS

AIAW	27-13 (.675)
NCAA	219-59 (.788)
Regionals	100-16 (.862)
Super Regionals	20-6 (.769)
Women's College World Series	99-37 (.728)

CONFERENCE AFFILIATION HISTORY

Southern Calif. Women's Intercol. Athletic Conf. (SCWIAAC)	
1975-76	Record: 18-1, .947
Western Collegiate Athletic Association (WCAA)	
1980-85	Record: 69-23-1, .747
PacWest Conference	1986 - Record: 10-2, .833
Pac-10/Pac-12 Conference	
1987-present	Record: 524-201-1, .722



SHARRON BACKUS
1975-1996

Career: 854-173-3 (22 years)
As Head Coach: 451-117-3 (14)
As Co-Head Coach: 403-56 (8)
8 National Titles
10 Conference Titles



SUE ENQUIST
1989-2006

Career: 887-175-1 (18 years)
As Head Coach: 484-119-1 (10)
As Co-Head Coach: 403-56 (8)
6 National Titles
7 Conference Titles



KELLY INOUE-PEREZ
2007-PRESENT

Career: 625-173-1 (14 years)
As Assistant Coach: 617-150-1
(13 years, .804 winning pct.)
5 National Titles
5 Conference Titles

COACHING AND TEAM WIN MILESTONES

Win #	Backus	Enquist	Inouye-Perez
1	4/9/75 (CSDH)	2/2/89 (SMC)	2/9/07 (SYR)
100	3/8/80 (UNLV)	5/3/90 (ASU)	2/22/09 (MARY)
200	3/7/83 (CREI)	4/7/92 (ARIZ)	3/11/11 (SAC)
300	4/9/85 (LBSU)	4/16/94 (WASH)	2/8/14 (UH)
400	2/12/88 (UCSB)	5/19/96 (CSUF)	2/13/16 (WICH)
500	2/3/90 (USIU)	3/27/99 (CAL)	2/25/18 (MIZZ)
600	4/13/91 (SAC)	2/26/01 (TXST)	6/4/19 (OU)
700	4/13/93 (LBSU)	2/5/03 (UCR)	
800	4/26/95 (CSUN)	2/2/05 (UCR)	
Last	5/25/96 (ULL)	6/3/06 (TEX)	

Win #	Date (Opponent)	Win #	Date (Opponent)
1	4/9/75 (CSDH)	1000	2/24/00 (CSUN)
100	3/8/80 (UNLV)	1100	2/10/02 (USU)
200	3/7/83 (CREI)	1200	5/25/03 (TEX)
300	4/9/85 (LBSU)	1300	2/25/06 (TAMU)
400	2/12/88 (UCSB)	1400	3/9/08 (LBSU)
500	2/3/90 (USIU)	1500	4/17/10 (OSU)
600	4/13/91 (SAC)	1600	2/17/13 (ULM)
700	4/13/93 (LBSU)	1700	2/28/15 (SUU)
800	4/26/95 (CSUN)	1800	3/26/17 (DART)
900	5/22/97 (FRES)	1900	3/8/19 (RMU)

2019 - NCAA FINISH (1ST)

REGIONALS AT EASTON STADIUM

May 17 beat Weber State, 6-0
 May 18 beat Missouri, 9-1 (5 inn.)
 May 19 lost to Missouri, 1-5
 May 19 beat Missouri, 13-1 (5 inn.)

SUPER REGIONALS AT EASTON STADIUM

May 24 beat James Madison, 6-1
 May 25 beat James Madison, 7-2

WCWS IN OKLAHOMA CITY, OKLA.

May 30 beat Minnesota, 7-2
 May 31 beat Arizona, 6-2
 June 2 beat Washington, 3-0 (10 inn.)

WCWS CHAMPIONSHIP SERIES

June 3 beat Oklahoma, 16-3
 June 4 beat Oklahoma, 5-4

2018 - NCAA FINISH (3RD)

REGIONALS AT EASTON STADIUM

May 18 beat Sacramento State, 3-0
 May 19 lost to Cal State Fullerton, 3-2 (9 inn.)
 May 19 beat Texas State, 14-1 (5 inn.)
 May 20 beat Cal State Fullerton, 3-0 and 6-4

SUPER REGIONALS AT EASTON STADIUM

May 24 beat Arizona, 7-1
 May 25 beat Arizona, 3-2

WCWS IN OKLAHOMA CITY, OKLA.

May 31 beat Florida State, 7-4
 June 1 beat Florida, 6-5
 June 3 lost to Florida State, 3-1 and 12-6

2017 - NCAA FINISH (T-5TH)

REGIONALS AT EASTON STADIUM

May 19 beat Lehigh, 8-0 (5 inn.)
 May 20 beat San Jose State, 10-2 (6 inn.)
 May 21 beat Cal State Fullerton, 9-1

SUPER REGIONALS AT EASTON STADIUM

May 25 beat Ole Miss, 8-7 (11 inn.)
 May 26 beat Ole Miss, 1-0

WCWS IN OKLAHOMA CITY, OKLA.

June 1 lost to LSU, 2-1
 June 3 beat Texas A&M, 8-2
 June 3 lost to Washington, 1-0

2016 - NCAA FINISH (T-7TH)

REGIONALS AT EASTON STADIUM

May 20 beat CSU Bakersfield, 7-0
 May 21 beat Cal State Fullerton, 3-2
 May 22 beat Cal State Fullerton, 5-4

SUPER REGIONALS IN EUGENE, ORE.

May 28 lost to Oregon, 8-1
 May 29 beat Oregon, 2-1 (9 inn.) and 2-1

WCWS IN OKLAHOMA CITY, OKLA.

June 2 lost to Auburn, 10-3
 June 4 lost to Florida State, 8-4

2015 - NCAA FINISH (T-5TH)

REGIONALS AT EASTON STADIUM

May 15 beat CSUN, 9-1 (5 inn.)
 May 16 beat Texas, 4-1
 May 17 beat San Diego State, 8-0 (6 inn.)

SUPER REGIONALS AT EASTON STADIUM

May 23 beat Missouri, 7-4
 May 24 beat Missouri, 10-6

WCWS IN OKLAHOMA CITY, OKLA.

May 28 beat Oregon, 7-1
 May 29 lost to Michigan, 10-4
 May 30 lost to Auburn, 11-10 (10 inn.)

2014 - NCAA FINISH (T-9TH)

REGIONALS AT EASTON STADIUM

May 16 beat Southern Utah, 8-0 (6 inn.)
 May 17 beat Notre Dame, 7-0
 May 18 beat Notre Dame, 1-0

SUPER REGIONALS AT EASTON STADIUM

May 24 beat Kentucky, 6-4
 May 25 lost to Kentucky, 7-3 and 7-1

2013 - NCAA FINISH (T-17TH)

REGIONALS IN LOUISVILLE, KY.

May 17 lost to UAB, 6-3
 May 18 beat IPFW, 8-0
 May 18 beat Louisville, 19-2 (5 inn.)
 May 19 beat UAB, 4-1
 May 19 lost to UAB, 3-2 (13 inn.)

2012 - NCAA FINISH (T-17TH)

REGIONALS AT EASTON STADIUM

May 18 lost to Hofstra, 7-2
 May 19 lost to Florida State, 2-1

2011 - NCAA FINISH (T-17TH)

REGIONALS IN GAINESVILLE, FLA.

May 20 beat Jacksonville, 2-0
 May 21 lost to Florida, 4-2
 May 21 beat Jacksonville, 12-4
 May 22 beat Florida, 3-2
 May 22 lost to Florida, 11-3 (5 inn.)

2010 - NCAA FINISH (1ST)

REGIONALS AT EASTON STADIUM

May 21 beat Saint Mary's, 11-4
 May 22 beat San Diego State, 4-3
 May 23 beat Fresno State, 7-2

SUPER REGIONALS AT EASTON STADIUM

May 29 beat Louisiana, 10-2 (5 inn.)
 May 30 beat Louisiana, 10-1 (5 inn.)

WCWS IN OKLAHOMA CITY, OKLA.

June 3 beat Florida, 16-3 (6)
 June 4 beat Hawai'i, 5-2
 June 6 beat Georgia, 5-2

WCWS CHAMPIONSHIP SERIES

June 7 beat Arizona, 6-5 (8 inn.)
 June 8 beat Arizona, 15-9

2009 - NCAA FINISH (T-9TH)

REGIONALS AT EASTON STADIUM

May 15 beat Long Beach State, 4-2
 May 16 beat Fresno State, 4-2
 May 17 beat Fresno State, 9-5

SUPER REGIONALS AT EASTON STADIUM

May 23 lost to Missouri, 2-1
 May 24 beat Missouri, 5-2
 May 24 lost to Missouri, 9-1 (5 inn.)

2008 - NCAA FINISH (T-5TH)

REGIONALS AT EASTON STADIUM

May 16 beat Cal State Fullerton, 8-3
 May 17 beat Nevada, 6-4 (9 inn.)
 May 18 beat Nevada, 4-3

SUPER REGIONALS AT EASTON STADIUM

May 24 beat Georgia, 6-1
 May 25 beat Georgia, 6-0

WCWS IN OKLAHOMA CITY, OKLA.

May 29 beat Arizona, 1-0
 May 30 lost to Arizona State, 4-0
 May 31 lost to Florida, 2-0

2007 - NCAA FINISH (T-17TH)

REGIONALS AT EASTON STADIUM

May 18 beat Loyola Marymount, 6-3
 May 19 lost to Hawai'i, 3-1 (8 inn.)
 May 19 lost to Loyola Marymount, 4-2

2006 - NCAA FINISH (4TH)

REGIONALS AT EASTON STADIUM

May 19 beat Missouri State, 11-2 (6 inn.)
 May 20 beat Long Beach State, 5-0
 May 21 beat San Diego State, 7-0

SUPER REGIONALS AT EASTON STADIUM

May 27 beat South Florida, 2-0
 May 28 beat South Florida, 3-1

WCWS IN OKLAHOMA CITY, OKLA.

June 1 lost to Tennessee, 4-3
 June 3 beat Alabama, 4-1
 June 3 beat Texas, 2-0
 June 4 lost to Northwestern, 3-1 (8 inn.)

2005 - NCAA FINISH (2ND)

REGIONALS AT EASTON STADIUM

May 20 beat Loyola Marymount, 6-1
 May 21 lost to CS Fullerton, 2-1 (11 inn.)
 May 21 beat UNLV, 4-1
 May 22 beat Cal State Fullerton, 6-0 and 3-1

SUPER REGIONALS AT EASTON STADIUM

May 27 lost to Georgia, 4-1
 May 28 beat Georgia, 5-4 and 3-2

WCWS IN OKLAHOMA CITY, OKLA.

June 2 beat California, 2-1
 June 3 beat Tennessee, 3-1
 June 5 beat Texas, 3-0

WCWS CHAMPIONSHIP SERIES

June 6 beat Michigan, 5-0
 June 7 lost to Michigan, 5-2
 June 8 lost to Michigan, 4-1 (10 inn.)

2004 - NCAA FINISH (1ST)

REGIONALS AT EASTON STADIUM

May 20 beat Mississippi Valley, 8-0 (5 inn.)
 May 21 beat Louisville, 2-0
 May 22 beat Alabama, 5-2 (9 inn.)
 May 23 beat Alabama, 7-0

WCWS IN OKLAHOMA CITY, OKLA.

May 27 beat Stanford, 8-2
 May 28 beat LSU, 2-0
 May 30 beat Stanford, 3-1 (12 inn.)
 May 31 beat California, 3-1

2003 - NCAA FINISH (1ST)

REGIONALS IN FRESNO, CALIF.

May 15 beat Colgate, 8-0 (6 inn.)
 May 16 beat Fresno State, 3-0
 May 17 beat Michigan State, 6-2
 May 18 beat Michigan State, 5-0

WCWS IN OKLAHOMA CITY, OKLA.

May 22 lost to California, 7-3 (10 inn.)
 May 24 beat Louisiana, 5-1
 May 24 beat Washington, 2-1
 May 25 beat Texas, 3-0 and 2-1
 May 26 beat California, 1-0 (9 inn.)

2002 - NCAA FINISH (T-5TH)

REGIONALS IN COLUMBIA, S.C.

May 16 beat Liberty, 3-0
 May 17 beat Eastern Kentucky, 10-0 (5 inn.)
 May 18 beat Georgia, 2-1 (8 inn.)
 May 19 lost to South Carolina, 2-1
 May 19 beat South Carolina, 1-0

WCWS IN OKLAHOMA CITY, OKLA.

May 23 lost to Florida State, 2-1 (9 inn.)
 May 25 beat Oklahoma, 2-0
 May 25 lost to Arizona State, 2-1

2001 - NCAA FINISH (2ND)

REGIONALS AT EASTON STADIUM

May 17 beat Coastal Carolina, 8-0 (5 inn.)
 May 18 beat CSUN, 9-0
 May 19 beat San Diego State, 3-1
 May 20 beat San Diego State, 11-0 (5 inn.)

WCWS IN OKLAHOMA CITY, OKLA.

May 24 beat Iowa, 2-0
 May 25 beat Louisiana, 5-0
 May 27 beat LSU, 6-0
 May 28 lost to Arizona, 1-0

2000 - NCAA FINISH (2ND)

REGIONALS AT EASTON STADIUM

May 18 beat Canisius, 8-0 (5 inn.)

May 19 beat Long Beach State, 10-4
 May 20 beat Florida State, 6-1
 May 21 beat Florida State, 7-1

WCWS IN OKLAHOMA CITY, OKLA.

May 25 beat Alabama, 4-1
 May 26 beat Washington, 3-2
 May 28 beat Southern Mississippi, 6-0
 May 29 lost to Oklahoma, 3-1

1999 - NCAA FINISH (1ST)

REGIONALS AT EASTON STADIUM

May 20 beat Alabama, 7-0
 May 21 beat Creighton, 14-0
 May 22 beat Minnesota, 5-0
 May 23 beat Missouri, 12-5

WCWS IN OKLAHOMA CITY, OKLA.

May 27 beat DePaul, 3-2 (9 inn.)
 May 28 beat Fresno State, 1-0
 May 30 beat DePaul, 2-1 (8 inn.)
 May 31 beat Washington, 3-2

1997 - NCAA FINISH (2ND)

REGIONALS IN LAFAYETTE, LA.

May 16 beat Nicholls State, 3-0
 May 17 lost to Louisiana, 4-1
 May 17 beat Louisiana-Monroe, 3-0
 May 18 beat Louisiana, 9-0 (5 inn.) & 3-0

WCWS IN OKLAHOMA CITY, OKLA.

May 22 beat Fresno State, 2-0 (8 inn.)
 May 23 lost to Arizona, 2-0 (14 inn.)
 May 24 beat Michigan, 7-3
 May 25 beat Washington, 4-3 and 1-0
 May 26 lost to Arizona, 10-2 (5 inn.)

1996 - NCAA FINISH (T-3RD)

REGIONALS IN FULLERTON, CALIF.

May 17 lost to Cal State Fullerton, 5-1
 May 18 beat Missouri State, 8-2
 May 18 beat CSUN, 7-5
 May 19 beat CS Fullerton, 14-1 (5) and 7-2

WCWS IN OKLAHOMA CITY, OKLA.

May 23 beat Michigan, 2-0
 May 24 lost to Arizona, 4-0
 May 25 beat Louisiana, 3-2
 May 26 lost to Washington, 8-2

1994 - NCAA FINISH (4TH)

REGIONALS IN COLUMBIA, S.C.

May 20 beat Georgia State, 2-1
 May 21 lost to UNLV, 1-0 (9 inn.)
 May 21 beat South Carolina, 3-1
 May 22 beat UNLV, 2-1 (8 inn.) and 3-2

WCWS IN OKLAHOMA CITY, OKLA.

May 26 lost to Fresno State, 1-0
 May 28 beat Illinois-Chicago, 9-0 (5 inn.)
 May 28 beat Utah, 11-1
 May 29 lost to Arizona, 5-2

1993 - NCAA FINISH (2ND)

REGIONALS AT SUNSET FIELD

May 21 beat Cal State Fullerton, 2-1 (9 inn.)
 May 22 beat Cal State Fullerton, 1-0
WCWS IN OKLAHOMA CITY, OKLA.

May 27 beat Connecticut, 3-0
 May 29 lost to Oklahoma State, 1-0 (13 inn.)
 May 29 beat CSUN, 2-0
 May 30 beat Oklahoma State, 5-0
 May 31 beat Louisiana, 1-0
 May 31 lost to Arizona, 1-0

1992 - NCAA FINISH (1ST)

REGIONALS AT SUNSET FIELD

May 15 beat Utah, 1-0
 May 16 beat Utah, 7-2 (10 inn.)

WCWS IN OKLAHOMA CITY, OKLA.

May 21	beat Massachusetts, 4-0
May 23	beat California, 10-0 (5 inn.)
May 24	beat Fresno State, 4-0
May 24	beat Massachusetts, 11-1 (5 inn.)
May 25	beat Arizona, 2-0

1991 - NCAA FINISH (2ND)

REGIONALS AT SUNSET FIELD

May 17	beat Central Michigan, 4-0
May 18	beat Central Michigan, 5-0

WCWS IN OKLAHOMA CITY, OKLA.

May 23	beat Florida State, 1-0
May 24	lost to Arizona, 1-0 (9 inn.)
May 25	beat Missouri, 5-0
May 25	beat Long Beach State, 1-0 (11 inn.)
May 26	beat Fresno State, 5-1 (13 inn.)
May 26	lost to Arizona, 5-1

1990 - NCAA FINISH (1st)

REGIONALS AT SUNSET FIELD

May 18	beat Northern Iowa, 2-0
May 19	beat Northern Iowa, 4-0

WCWS IN OKLAHOMA CITY, OKLA.

May 23	beat Kent State, 4-0
May 25	beat Long Beach State, 6-0
May 26	beat Oklahoma State, 2-1

2020 (25-1)

Head Coach: Kelly Inouye-Perez

2/6 CSU Bakersfield ¹	W	14-0 (5)
2/7 Cal Poly ¹	W	8-0 (6)
2/8 Pittsburgh ¹	W	4-0
2/8 CSU Bakersfield ¹	W	8-4
2/9 Pittsburgh ¹	W	17-0 (5)
2/9 San Diego ¹	W	9-1 (5)
2/14 Alabama ²	W	7-0
2/15 Liberty ²	W	9-1 (5)
2/15 Georgia ²	W	8-3
2/16 USF ²	W	15-2 (6)
2/16 Florida State ²	W	3-2
2/21 Texas A&M ³	W	9-1 (6)
2/22 Wisconsin ³	W	3-1 (8)
2/22 Florida ³	W	5-4 (8)
2/23 Auburn ³	W	11-1 (5)
2/27 Texas	L	4-6 (8)
2/28 Mount St. Mary's ⁴	W	10-0 (5)
2/29 Weber State ⁴	W	10-5
2/29 San Diego State ⁴	W	5-0
3/1 San Diego ⁴	W	4-0
3/3 St. John's	W	9-0 (5)
3/5 Michigan ⁵	W	2-0
3/6 UCF ⁵	W	4-2
3/7 Boston U. ⁵	W	10-0 (5)
3/7 Minnesota ⁵	W	4-0
3/8 Cal Poly ⁵	W	8-0 (5)

1 - Stacy Winsberg Memorial Tournament (Easton Stadium); 2 - St. Pete/Clearwater Elite Invitational (Clearwater, Fla.); 3 - Mary Nutter Collegiate Classic (Cathedral City, Calif.); 4 - San Diego Classic (San Diego); 5 - UCLA/Long Beach State Invite (Easton Stadium)

2019 (56-6, 20-4 PAC-12 - T-1st)

NCAA CHAMPIONS

Head Coach: Kelly Inouye-Perez

2/7 UT Arlington ²	W	2-1
2/7 Fresno State ²	W	8-2
2/8 Hawai'i ²	W	7-0
2/9 Georgia State ²	W	9-1 (6)
2/9 Saint Mary's ²	W	13-1 (5)
2/16 Ole Miss ³	W	4-0
2/16 Fresno State ³	W	8-0 (5)
2/17 UC Riverside ³	W	17-3 (5)
2/17 Loyola Marymount ³	W	3-1

May 27	beat Florida State, 3-0
May 27	lost to Fresno State, 1-0
May 28	beat Fresno State, 2-0

1989 - NCAA FINISH (1st)

REGIONALS AT SUNSET FIELD

May 19	beat Long Beach State, 5-1
May 20	beat Long Beach State, 3-0

WCWS IN SUNNYVALE, CALIF.

May 24	beat South Carolina, 3-0
May 26	beat Cal Poly Pomona, 9-0
May 27	beat Oklahoma State, 2-1
May 27	beat Arizona, 3-0
May 28	beat Fresno State, 1-0

1988 - NCAA FINISH (1st)

REGIONALS AT SUNSET FIELD

May 20	beat Cal State Fullerton, 3-0
May 21	beat Cal State Fullerton, 2-0

WCWS IN SUNNYVALE, CALIF.

May 25	beat Northern Illinois, 1-0
May 27	beat Fresno State, 6-1
May 28	beat Arizona, 5-0
May 28	beat Cal Poly Pomona, 4-1
May 29	lost to Fresno State, 2-1
May 29	beat Fresno State, 3-0

2/22 Oklahoma ⁴	W	7-1
2/22 Missouri ⁴	W	11-3 (6)
2/23 Nebraska ⁴	W	9-1 (6)
2/23 Kentucky ⁴	W	12-4 (6)
2/24 Colorado State ⁴	W	3-0
2/27 Florida ⁵	W	7-1
3/1 Florida ⁵	W	4-0
3/1 Michigan ⁵	L	1-3
3/3 Connecticut ⁵	W	4-0
3/8 Robert Morris ⁶	W	11-0 (5)
3/9 BYU ⁶	W	8-2
3/9 Liberty ⁶	W	4-3
3/10 Boston U. ⁶	W	12-0
3/10 Long Beach State ⁶	W	5-3 (8)
3/15 Washington ¹	W	3-0
3/16 Washington ¹	W	4-2 (8)
3/17 Washington ¹	W	15-6 (5)
3/24 Saint Mary's ⁷	W	9-1 (5)
3/24 CSUN	W	14-2 (6)
3/25 UC Santa Barbara	W	6-0
3/26 Cal State Fullerton	W	5-1
3/29 California¹	W	3-2 (8)
3/30 California¹	W	1-0
3/31 California¹	W	6-0
4/5 Arizona State ¹	W	10-0 (5)
4/6 Arizona State ¹	W	9-0 (6)
4/7 Arizona State ¹	W	16-5 (5)
4/12 Oregon¹	L	3-4
4/13 Oregon¹	W	8-3
4/14 Oregon¹	W	8-1
4/18 Oregon State ¹	W	8-1
4/19 Oregon State ¹	W	10-2 (5)
4/20 Oregon State ¹	W	7-0
4/26 Utah¹	W	3-0
4/27 Utah¹	W	9-1 (5)
4/28 Utah¹	W	10-0 (5)
5/3 Stanford ¹	L	1-2
5/4 Stanford ¹	W	7-4
5/5 Stanford ¹	W	4-0
5/9 Arizona¹	L	3-5
5/10 Arizona¹	W	5-4
5/11 Arizona¹	L	1-3
5/17 Weber State⁸	W	6-0
5/18 Missouri⁸	W	9-1 (5)
5/19 Missouri⁸	L	1-5
5/19 Missouri⁸	W	13-1 (5)
5/24 James Madison⁹	W	6-1

1987 - NCAA FINISH (2ND)

REGIONALS AT SUNSET FIELD

May 15	beat Long Beach State, 1-0
May 16	beat Long Beach State, 2-0

WCWS IN OMAHA, NEB.

May 20	beat Arizona State, 1-0 (9 inn.)
May 22	beat Nebraska, 3-0
May 23	beat Texas A&M, 1-0
May 23	beat Cal State Fullerton, 1-0
May 24	lost to Texas A&M, 1-0 and 4-1

1985 - NCAA FINISH (1st)

REGIONALS IN SANTA MARIA, CALIF.

May 16	lost to Pacific, 3-1
May 17	beat Pacific, 3-0 and 2-0

WCWS IN OMAHA, NEB.

May 22	beat Utah, 1-0
May 24	lost to Cal State Fullerton, 2-0
May 25	beat Northwestern, 1-0
May 25	beat Nebraska, 3-0
May 26	beat Cal State Fullerton, 1-0
May 26	beat Nebraska, 2-1 (9 inn.)

1984 - NCAA FINISH (1st)

REGIONALS AT MAYFAIR PARK

May 17	beat Arizona State, 1-0
May 18	beat Arizona State, 3-0

5/25 James Madison⁹	W	7-2
5/30 Minnesota ¹⁰	W	7-2
5/31 Arizona ¹⁰	W	6-2
6/2 Washington ¹⁰	W	3-0 (10)
6/3 Oklahoma ¹¹	W	16-3
6/4 Oklahoma ¹¹	W	5-4
1 - Pac-12 Games; 2 - Hawai'i Paradise Classic (Honolulu, Hawai'i); 3 - Stacy Winsberg Memorial Tournament (Easton Stadium); 4 - Mary Nutter Collegiate Classic (Cathedral City, Calif.); 5 - Judi Garman Classic (Fullerton, Calif.); 6 - UCLA/Long Beach State Invitational (Easton Stadium/Long Beach, Calif.); 7 - Game played in Northridge, Calif.; 8 - NCAA Regionals (Easton Stadium); 9 - NCAA Super Regionals (Easton Stadium); 10 - NCAA Women's College World Series (Oklahoma City, Okla.); 11 - NCAA WCWS Championship Series (Oklahoma City, Okla.)		

2018 (58-7, 20-4 PAC-12 - 2ND)

Head Coach: Kelly Inouye-Perez

2/9 Maryland²	W	5-1
2/9 Middle Tennessee²	W	11-0 (5)
2/10 Cal Poly²	W	13-0 (5)
2/11 Cal Poly²	W	7-2
2/11 UC Riverside²	W	13-2 (5)
2/15 Fordham	W	4-0
2/17 UC Santa Barbara ³	W	9-1 (5)
2/18 Syracuse ³	W	6-0
2/18 UAB ³	W	8-0 (5)
2/19 Grand Canyon ³	W	7-6
2/23 Nebraska ⁴	W	5-0
2/23 Liberty ⁴	W	4-3
2/24 LSU ⁴	W	9-1 (5)
2/25 Missouri ⁴	W	4-0
2/25 Fresno State ⁴	W	7-3
3/2 UCF ⁵	W	9-1 (5)
3/3 Minnesota ⁵	W	12-4 (6)
3/3 San Diego ⁵	W	8-3
3/4 Santa Clara ⁵	W	8-0 (6)
3/9 Michigan State ⁶	W	10-0 (5)
3/9 San Jose State ⁶	W	10-0 (5)
3/10 Boston U. ⁶	W	10-2 (6)
3/11 Ohio State ⁶	W	11-0 (5)
3/11 Long Beach State ⁶	W	6-5
3/16 Oregon ¹	W	6-2

WCWS IN OMAHA, NEB.

May 23	beat Utah State, 6-0
May 26	beat Northwestern, 1-0 (9 inn.)
May 28	lost to Texas A&M, 2-0
May 28	beat Nebraska, 1-0
May 29	beat Texas A&M, 1-0 & 1-0 (13 inn.)

1983 - NCAA FINISH (3RD)

REGIONALS IN KINGSTON, R.I.

May 13	beat Rhode Island, 1-0
May 14	beat Rhode Island, 1-0

WCWS IN OMAHA, NEB.

May 26	beat Missouri, 1-0
May 26	beat Louisiana Tech, 8-0
May 28	lost to Cal State Fullerton, 6-1
May 28	beat South Carolina, 2-1
May 29	lost to Texas A&M, 1-0

1982 - NCAA FINISH (1st)

REGIONALS AT MAYFAIR PARK

May 14	beat Wyoming, 4-0
May 15	beat Wyoming, 5-0

WCWS IN OMAHA, NEB.

May 27	beat Oklahoma State, 2-1
May 29	beat Western Michigan, 1-0
May 29	beat Arizona State, 1-0
May 30	beat Cal State Fullerton, 1-0
May 31	beat Fresno State, 2-0

3/17 Oregon ¹	L	5-7
3/18 Oregon ¹	L	0-3
3/24 Oregon State¹	W	3-2
3/25 Oregon State¹	W	5-3
3/26 Oregon State¹	W	7-5
3/29 Utah ¹	W	9-5
3/30 Utah ¹	W	7-3
3/31 Utah ¹	W	9-4
4/3 CSUN	W	8-3
4/6 Stanford¹	W	5-2
4/7 Stanford¹	W	3-0
4/8 Stanford¹	L	1-4
4/13 Arizona ¹	W	7-6
4/14 Arizona ¹	W	7-3
4/15 Arizona ¹	W	10-3
4/20 Washington¹	W	3-0
4/21 Washington¹	W	3-2
4/22 Washington¹	W	1-0
4/27 Oklahoma State	W	7-2
4/27 South Dakota	W	11-1 (5)
4/28 South Dakota	W	4-1
4/28 Oklahoma State	W	7-0
5/1 Cal State Fullerton	W	5-3
5/4 California ¹	W	5-0
5/5 California ¹	W	2-1
5/6 California ¹	W	10-5
5/10 Arizona State¹	L	0-3
5/11 Arizona State¹	W	5-1
5/12 Arizona State¹	W	2-1 (9)
5/18 Sacramento State⁷	W	3-0
5/19 Cal State Fullerton⁷	L	2-3 (9)
5/19 Texas State⁷	W	14-1 (5)
5/20 Cal State Fullerton⁷	W	3-0
5/20 Cal State Fullerton⁷	W	6-4
5/24 Arizona⁸	W	7-1
5/25 Arizona⁸	W	3-2
5/31 Florida State ⁹	W	7-4
6/1 Florida ⁹	W	6-5
6/3 Florida State ⁹	L	1-3
6/3 Florida State ⁹	L	6-12
1 - Pac-12 Games; 2 - Stacy Winsberg Memorial Tournament (Easton Stadium); 3 - Mary Nutter Collegiate Classic I (Cathedral City, Calif.); 4 - Mary Nutter Collegiate Classic II (Cathedral City, Calif.); 5 - San Diego Classic I (San Diego, Calif.); 6 - Louisville Slugger Invitational (Long Beach, Calif.); 7 - NCAA		

YEAR-BY-YEAR RESULTS

Regionals (Easton Stadium); 8 - NCAA Super Regionals (Easton Stadium); 9 - NCAA Women's College World Series (Oklahoma City, Okla.)

2017 (48-15, 16-8 PAC-12 - T3RD)

Head Coach: Kelly Inouye-Perez

2/10 South Dakota ^{2,3}	W	6-0
2/10 San Diego State ^{2,3}	W	8-0 (6)
2/11 Weber State ³	W	4-1
2/11 Weber State ³	W	22-1 (5)
2/12 Notre Dame ³	W	8-0 (5)
2/15 Kentucky	W	6-2
2/15 Kentucky	L	1-2 (11)
2/17 Cal Poly ⁴	W	3-1
2/17 UCF ⁴	W	1-0
2/19 UC Davis ⁴	W	9-1 (6)
2/19 Liberty ⁴	W	7-1
2/23 Georgia ⁵	W	10-5
2/23 North Carolina State ⁵	W	8-3
2/24 Oklahoma ⁵	L	1-10 (5)
2/25 LSU ⁵	W	6-5 (8)
2/26 Florida State ⁵	L	1-2
3/2 Michigan ⁶	W	4-0
3/3 Florida ⁶	L	4-9
3/4 Cal State Fullerton ⁶	W	2-0
3/5 South Carolina ⁶	W	5-2
3/5 Baylor ⁶	L	6-11
3/10 Eastern Michigan ⁷	W	8-0 (5)
3/10 Longwood ⁷	W	8-0 (5)
3/11 Boston University ⁷	W	6-1
3/11 Long Beach State ⁷	W	1-0
3/12 Texas	W	3-2
3/17 Utah ¹	L	1-2
3/18 Utah ¹	L	2-7
3/19 Utah ¹	L	0-4
3/25 BYU	W	1-0
3/25 BYU	W	4-2
3/26 Dartmouth	W	4-2
3/31 Washington ¹	W	6-2
4/1 Washington ¹	W	9-8
4/2 Washington ¹	L	7-12
4/7 Oregon ¹	W	2-0
4/8 Oregon ¹	W	1-0 (9)
4/9 Oregon ¹	L	4-11
4/13 Oregon State ¹	L	0-8 (5)
4/14 Oregon State ¹	W	7-5
4/15 Oregon State ¹	L	5-8
4/18 Cal State Fullerton	W	7-3
4/21 California ¹	W	3-2
4/22 California ¹	W	3-1
4/23 California ¹	W	8-1
4/26 CSUN	W	5-0
4/28 Stanford ¹	W	13-8
4/29 Stanford ¹	W	6-5
4/30 Stanford ¹	W	8-1
5/5 Arizona ¹	W	8-0 (5)
5/6 Arizona ¹	W	6-0
5/7 Arizona ¹	L	2-7
5/11 Arizona State ¹	W	4-3
5/12 Arizona State ¹	W	13-3
5/13 Arizona State ¹	W	12-3 (5)
5/19 Lehigh ⁸	W	8-0 (5)
5/20 San Jose State ⁸	W	10-2 (6)
5/21 Cal State Fullerton ⁸	W	9-1
5/25 Ole Miss ⁹	W	8-7 (11)
5/26 Ole Miss ⁹	W	1-0
6/1 LSU ¹⁰	L	1-2
6/3 Texas A&M ¹⁰	W	8-2
6/3 Washington ¹⁰	L	0-1

1 - Pac-12 Games; 2 - Game played in San Diego, Calif.; 3 - Stacy Winsberg Memorial Tournament (Easton Stadium); 4 - Mary Nutter Collegiate Classic I (Cathedral City, Calif.); 5 - Mary Nutter Collegiate Classic II (Cathedral City, Calif.); 6 - Judi Garman

Classic (Fullerton, Calif.); 7 - Louisville Slugger Invitational (Long Beach, Calif.); 8 - NCAA Regionals (Easton Stadium); 9 - NCAA Super Regionals (Easton Stadium); 10 - NCAA Women's College World Series (Oklahoma City, Okla.)

2016 (40-16-1, 16-5-1 PAC-12 - 2ND)

Head Coach: Kelly Inouye-Perez

2/12 Colorado State ²	W	6-5
2/12 Texas A&M ²	L	1-5
2/13 Wichita State ²	W	6-5
2/13 Texas A&M ²	W	7-3
2/14 Colorado State ²	W	8-3
2/19 UCF ³	W	2-0
2/20 Notre Dame ³	L	6-8
2/20 Cal Poly ³	W	9-1 (5)
2/21 LSU ³	L	5-10
2/21 Pacific ³	W	9-1 (5)
2/25 Florida ⁴	L	1-2
2/26 Georgia ⁴	W	14-6 (5)
2/26 BYU ⁴	W	9-4
2/27 Oklahoma ⁴	L	7-11
2/28 Northwestern ⁴	L	2-7
3/2 Michigan	L	6-8
3/4 Florida State ⁵	L	0-3
3/4 UC Santa Barbara ⁵	W	3-2
3/5 Charleston Southern ⁵	W	9-0 (5)
3/5 Syracuse ⁵	W	3-2
3/6 UC Davis ⁵	W	9-1 (5)
3/12 Utah Valley ⁶	W	19-0 (5)
3/12 Iowa State ⁶	W	7-1
3/13 Princeton ⁶	W	13-1 (5)
3/13 Long Beach State ⁶	W	3-2
3/19 California ¹	W	3-2 (9)
3/21 California ¹	T	3-3 (5)
3/24 Washington ¹	L	0-9 (6)
3/25 Washington ¹	L	5-6
3/26 Washington ¹	W	10-8
3/29 Cal State Fullerton	W	5-4
4/1 Oregon ¹	W	16-6 (5)
4/2 Oregon ¹	L	5-6
4/3 Oregon ¹	W	4-1
4/9 Stanford ¹	W	13-9
4/10 Stanford ¹	W	8-0 (6)
4/11 Stanford ¹	W	2-1
4/13 CSUN	W	6-0
4/15 Oregon State ¹	L	2-8
4/16 Oregon State ¹	W	7-5
4/17 Oregon State ¹	W	8-0 (5)
4/23 Arizona ¹	W	8-6
4/24 Arizona ¹	L	4-8
4/25 Arizona ¹	W	8-7
4/29 Arizona State ¹	W	8-6
4/30 Arizona State ¹	W	6-5
5/1 Arizona State ¹	W	9-4
5/6 Utah ¹	W	15-7 (5)
5/7 Utah ¹	W	8-0 (6)
5/20 CSU Bakersfield ⁷	W	7-0
5/21 Cal State Fullerton ⁷	W	3-2
5/22 Cal State Fullerton ⁷	W	5-4
5/28 Oregon ⁸	L	1-8
5/29 Oregon ⁸	W	2-1 (9)
5/29 Oregon ⁸	W	2-1
6/2 Auburn ⁹	L	3-10
6/4 Florida State ⁹	L	4-8

1 - Pac-12 Games; 2 - Aggie Classic (College Station, Texas); 3 - Mary Nutter Collegiate Classic I (Cathedral City, Calif.); 4 - Mary Nutter Collegiate Classic II (Cathedral City, Calif.); 5 - Stacy Winsberg Memorial Tournament (Easton Stadium); 6 - Long Beach State Louisville Slugger Invitational (Lakewood, Calif.); 7 - NCAA Regionals (Easton Stadium); 8 - NCAA Super Regionals (Easton Stadium); 9 - NCAA Women's College World Series (Oklahoma City, Okla.)

2015 (51-12, 19-5 PAC-12 - 2ND)

Head Coach: Kelly Inouye-Perez

2/5 Idaho State ²	W	13-3 (6)
2/6 Texas A&M ²	W	13-0 (5)
2/6 Notre Dame ²	L	4-8
2/7 Texas A&M ²	L	4-6
2/7 Purdue ²	W	9-3
2/8 San Diego State ²	W	4-1
2/13 Northwestern ³	W	12-3
2/13 New Mexico ³	W	16-0 (5)
2/14 Utah State ³	W	12-4
2/14 Hawai'i ³	W	8-4
2/15 Boise State ³	W	6-0
2/19 Indiana ⁴	W	7-4
2/19 Texas ⁴	L	3-5
2/20 Missouri ⁴	W	8-0 (6)
2/21 Ohio State ⁴	W	8-0 (6)
2/21 Florida State ⁴	L	1-5
2/22 Nebraska ⁴	W	5-1 (6)
2/27 Wichita State ⁵	W	11-0 (5)
2/27 Long Beach State ⁵	L	4-5
2/28 Southern Utah ⁵	W	9-1 (5)
2/28 Portland State ⁵	W	10-1 (5)
3/1 Northwestern ⁵	W	8-2
3/6 Providence ⁶	W	7-1
3/6 Illinois ⁶	W	14-0 (5)
3/7 Illinois ⁶	W	9-2
3/7 UC Davis ⁶	W	8-0 (6)
3/8 UC Davis ⁶	W	10-2 (6)
3/8 Providence ⁶	W	8-0 (6)
3/10 Baylor	W	3-2
3/13 Utah ¹	W	1-0
3/14 Utah ¹	W	4-2
3/15 Utah ¹	W	6-0
3/21 Washington ¹	W	10-3
3/22 Washington ¹	W	8-4
3/23 Washington ¹	L	2-6
3/26 CSUN	W	6-4 (10)
4/3 Oregon ¹	W	8-1
4/4 Oregon ¹	L	4-6
4/5 Oregon ¹	L	0-10 (5)
4/8 Cal State Fullerton	W	9-1 (5)
4/10 Stanford ¹	W	12-4 (6)
4/11 Stanford ¹	W	18-3 (5)
4/12 Stanford ¹	W	10-2 (6)
4/17 California ¹	W	8-0 (5)
4/18 California ¹	W	5-3
4/19 California ¹	W	8-5
4/25 Oregon State ¹	W	12-2
4/26 Oregon State ¹	W	11-6
4/27 Oregon State ¹	W	6-2
5/1 Arizona ¹	W	9-1 (5)
5/2 Arizona ¹	W	6-3
5/3 Arizona ¹	W	15-7 (5)
5/7 Arizona State ¹	L	7-8
5/8 Arizona State ¹	W	11-5
5/9 Arizona State ¹	L	10-11
5/15 CSUN ⁷	W	9-1 (5)
5/16 Texas ⁷	W	4-1
5/17 San Diego State ⁷	W	8-0 (6)
5/23 Missouri ⁸	W	7-4
5/24 Missouri ⁸	W	10-6
5/28 Oregon ⁹	W	7-1
5/29 Michigan ⁹	L	4-10
5/30 Auburn ⁹	L	10-11 (10)

1 - Pac-12 Games; 2 - So Cal Collegiate Classic (Easton Stadium); 3 - Wilson/DeMarini Desert Classic (Las Vegas/Henderson, Nev.); 4 - Mary Nutter Collegiate Classic (Cathedral City, Calif.); 5 - Long Beach State Louisville Slugger Invitational (Lakewood/Long Beach, Calif.); 6 - Stacy Winsberg Memorial Tournament (Easton Stadium); 7 - NCAA Regionals (Easton Stadium); 8 - NCAA Super Regionals (Easton Stadium); 9 - NCAA Women's College World Series (Oklahoma City, Okla.)

2014 (52-8, 19-5 PAC-12 - 2ND)

Head Coach: Kelly Inouye-Perez

2/6 Delaware ²	W	10-0 (5)
2/7 Hampton ²	W	17-0 (5)
2/7 Hawai'i ²	W	7-2 (8)
2/8 Delaware ²	W	7-0
2/8 Hawai'i ²	W	4-1
2/14 UC Davis ³	W	6-0
2/14 Robert Morris ³	W	3-2 (8)
2/15 Western Kentucky ³	W	5-0
2/15 Robert Morris ³	W	9-0 (5)
2/16 UC Davis ³	W	5-1
2/16 Loyola Marymount ³	W	2-0
2/21 Oklahoma ⁴	W	3-2
2/22 Missouri ⁴	W	4-3
2/22 Maryland ⁴	W	10-5
2/23 Nebraska ⁴	W	6-2
2/23 New Mexico ⁴	W	13-0 (5)
3/4 Michigan	W	4-1 (8)
3/5 Michigan	L	4-9
3/7 UNLV ⁵	W	8-0 (6)
3/7 Loyola Chicago ⁵	W	11-3 (6)
3/8 Loyola Chicago ⁵	W	7-2
3/8 Charleston Southern ⁵	W	4-0
3/9 Bakersfield ⁵	W	4-2
3/9 Georgetown ⁵	W	3-1
3/15 Arizona ¹	W	1-0
3/16 Arizona ¹	W	8-4
3/17 Arizona ¹	W	2-0
3/22 Washington ¹	W	4-2
3/23 Washington ¹	L	2-10 (5)
3/24 Washington ¹	W	4-0
3/26 UC Santa Barbara	W	5-1
3/26 UC Santa Barbara	W	9-1 (5)
3/28 Utah ¹	W	8-0 (5)
3/29 Utah ¹	W	13-3 (6)
3/30 Utah ¹	W	4-1
4/4 Oregon ¹	L	7-9
4/5 Oregon ¹	L	4-12 (5)
4/6 Oregon ¹	W	6-1
4/10 Cal State Fullerton	W	5-2
4/15 CSUN	W	8-0 (5)
4/17 Oregon State ¹	W	8-4
4/18 Oregon State ¹	W	9-1 (6)
4/19 Oregon State ¹	W	10-8
4/21 Long Beach State ⁶	W	10-6
4/21 Long Beach State ⁶	W	8-1
4/26 California ¹	W	11-1 (5)
4/26 California ¹	W	9-7
4/27 California ¹	W	3-2
5/2 Stanford ¹	L	9-12
5/3 Stanford ¹	W	9-0 (5)
5/4 Stanford ¹	W	5-2
5/8 Arizona State ¹	L	0-2
5/9 Arizona State ¹	W	9-5 (9)
5/10 Arizona State ¹	W	9-2
5/16 Southern Utah ⁷	W	8-0 (6)
5/17 Notre Dame ⁷	W	7-0
5/18 Notre Dame ⁷	W	1-0
5/24 Kentucky ⁸	W	6-4
5/25 Kentucky ⁸	L	3-7
5/25 Kentucky ⁸	L	1-7

1 - Pac-12 Games; 2 - Oceanic TWC Paradise Classic (Honolulu, Hawai'i); 3 - Stacy Winsberg Memorial Tournament (Easton Stadium); 4 - Mary Nutter Collegiate Classic (Cathedral City, Calif.); 5 - UCLA/CSUN Invitational (Easton Stadium); 6 - Game played in Lakewood, Calif.; 7 - NCAA Regionals (Easton Stadium); 8 - NCAA Super Regionals (Easton Stadium)

2013 (40-20, 10-14 PAC-12 - T5TH)

Head Coach: Kelly Inouye-Perez

2/8 Wright State ²	W	1-0 (5)
2/9 McNeese State ²	W	5-4

YEAR-BY-YEAR RESULTS

2/9 Wright State²	W 8-0 (6)
2/10 Texas A&M²	L 6-7 (8)
2/15 Hawai'i ³	W 11-1 (5)
2/16 San Jose State ³	W 8-4
2/16 Seattle University ³	W 9-0 (5)
2/17 Louisiana-Monroe ³	W 9-1 (6)
2/17 Ohio ³	W 11-2 (6)
2/22 Tennessee ⁴	W 2-0
2/23 Maryland ⁴	W 4-3
2/23 Oklahoma State ⁴	W 5-1
2/24 LSU ⁴	W 2-0
2/24 Nevada ⁴	W 13-4 (5)
2/26 Cal State Fullerton	L 5-11
3/1 Fresno State ⁵	W 7-1
3/2 Boise State ⁵	W 5-4 (11)
3/2 San Diego ⁵	W 8-0 (5)
3/3 New Mexico ⁵	W 14-3 (5)
3/3 San Diego State ⁵	W 7-0
3/6 CSUN	L 2-3
3/8 Virginia Tech ⁶	L 1-2
3/8 Long Beach State ⁶	W 6-3
3/9 South Alabama ⁶	W 2-1
3/10 UNLV ⁶	W 4-3
3/10 Charleston Southern ⁶	W 10-0 (5)
3/12 North Dakota State	W 7-1
3/22 Arizona State¹	W 3-2
3/23 Arizona State¹	L 3-10
3/24 Arizona State¹	L 4-5
3/28 Stanford ¹	L 1-5
3/29 Stanford ¹	W 8-5 (8)
3/30 Stanford ¹	L 0-2
4/2 Washington¹	L 0-1
4/2 Washington¹	L 4-5 (9)
4/3 Washington¹	L 0-6
4/6 Utah ¹	W 6-4
4/6 Utah ¹	L 4-7
4/7 Utah ¹	L 3-8
4/11 California¹	W 6-5 (9)
4/12 California¹	W 3-2 (9)
4/13 California¹	L 1-5 (10)
4/18 Arizona ¹	L 6-8 (10)
4/19 Arizona ¹	W 13-3
4/20 Arizona ¹	W 9-1 (6)
4/24 UC Santa Barbara	W 8-3
4/26 Oregon¹	L 6-9
4/27 Oregon¹	W 7-5
4/28 Oregon¹	L 5-7
5/1 Loyola Marymount	W 8-4
5/4 Bakersfield	W 14-0 (5)
5/4 Bakersfield	W 8-0 (5)
5/9 Oregon State ¹	L 2-3
5/10 Oregon State ¹	W 4-3
5/11 Oregon State ¹	W 8-1
5/17 UAB ⁷	L 3-6
5/18 IPFW ⁷	W 8-0
5/18 Louisville ⁷	W 19-2 (5)
5/19 UAB ⁷	W 4-1
5/19 UAB ⁷	L 2-3 (13)

1 - Pac-12 Games; 2 - Stacy Winsberg Memorial Tournament (Easton Stadium); 3 - Campbell/Cartier Classic (San Diego, Calif.); 4 - Cathedral City Classic (Cathedral City, Calif.); 5 - San Diego Classic I (San Diego, Calif.); 6 - Long Beach State Invitational (Lakewood, Calif.); 7 - NCAA Regionals (Louisville, Ky.)

2012 (36-20, 12-12 Pac-12 - T4TH)
Head Coach: Kelly Inouye-Perez

2/9 Kentucky²	W 7-1
2/10 Kentucky²	W 12-0 (5)
2/11 Pacific²	W 10-2 (6)
2/11 Kentucky²	W 6-2
2/14 Loyola Marymount	W 24-2 (5)
2/17 UC Davis ³	W 7-1
2/17 Boise State ³	W 4-1

2/18 UCF ³	W 3-1
2/19 UC Santa Barbara ³	W 8-0 (6)
2/19 San Diego State ³	W 1-0
2/24 Georgia ⁴	L 4-13 (5)
2/25 Fresno State ⁴	L 3-6
2/25 Texas ⁴	L 4-5
2/26 Missouri ⁴	L 5-7 (6)
2/26 Syracuse ⁴	W 6-3
3/2 Michigan ⁵	L 3-5
3/2 Fordham ⁵	W 9-5
3/3 Baylor ⁵	W 10-6
3/3 Auburn ⁵	L 1-11
3/4 Hofstra ⁵	W 9-4
3/7 Michigan State	W 14-3 (5)
3/9 Eastern Kentucky ⁶	W 9-1 (6)
3/9 Long Beach State ⁶	W 14-0 (5)
3/10 Charleston Southern ⁶	W 9-1 (5)
3/11 Pittsburgh ⁶	W 5-3
3/11 Utah State ⁶	W 2-0
3/24 UC Santa Barbara	W 10-6
3/27 Cal Poly	W 14-0 (5)
3/27 Cal Poly	W 14-5
3/30 Oregon State¹	W 8-4
3/31 Oregon State¹	W 8-0 (5)
4/1 Oregon State¹	L 5-7
4/5 Arizona State ¹	L 1-9 (6)
4/6 Arizona State ¹	L 1-9 (5)
4/7 Arizona State ¹	L 2-4
4/10 Stanford¹	L 9-11
4/10 Stanford¹	W 12-4 (5)
4/11 Stanford¹	W 5-2
4/13 Washington ¹	W 7-5
4/14 Washington ¹	W 5-0
4/15 Washington ¹	L 2-5
4/18 CSUN	W 10-3
4/20 Utah¹	W 5-0
4/21 Utah¹	W 11-8
4/22 Utah¹	W 9-1 (6)
4/27 California ¹	L 0-3
4/28 California ¹	L 0-8 (6)
4/29 California ¹	L 3-10
5/4 Arizona¹	W 10-4
5/5 Arizona¹	W 7-2
5/6 Arizona¹	L 6-7
5/10 Oregon ¹	W 10-0 (6)
5/11 Oregon ¹	L 2-3
5/12 Oregon ¹	L 2-8
5/18 Hofstra⁷	L 2-7
5/19 Florida State⁷	L 1-2

1 - Pac-12 Games; 2 - Stacy Winsberg Memorial Tournament (Easton Stadium); 3 - Campbell/Cartier Classic (San Diego, Calif.); 4 - Cathedral City Classic (Cathedral City, Calif.); 5 - Citrus Classic (Lake Buena Vista, Fla.); 6 - Long Beach State Invitational (Lakewood, Calif.); 7 - NCAA Regionals (Easton Stadium)

2011 (36-19, 9-12 Pac-10 - T6TH)
Head Coach: Kelly Inouye-Perez

2/11 Utah State²	W 19-0 (5)
2/11 North Dakota State²	W 7-0
2/12 North Dakota State²	W 15-2 (5)
2/12 UCF²	W 10-2 (5)
2/13 San Diego State²	W 8-2
2/18 SIU Edwardsville ³	W 3-2 (9)
2/18 Arkansas ³	L 3-4
2/19 Utah ³	W 6-2
2/19 Portland State ³	W 3-0
2/20 Utah State ³	W 13-3 (6)
2/23 CSUN	W 8-0 (5)
2/25 Florida ⁴	L 1-4
2/25 Oklahoma ⁴	W 3-0
2/26 Tennessee ⁴	L 1-7
2/27 Northwestern ⁴	W 5-4 (8)
2/27 Ohio State ⁴	W 12-5
3/4 BYU ⁵	W 5-2

3/4 Baylor ⁵	L 1-5
3/5 San Diego State ⁵	W 3-1
3/5 Cal Poly ⁵	W 4-0
3/11 Sacramento State ⁶	W 5-3
3/11 Long Beach State ⁶	W 7-3
3/12 Cal State Fullerton ⁶	W 11-2 (5)
3/12 BYU ⁶	L 4-6
3/13 Saint Mary's ⁶	W 12-1 (5)
3/24 Ohio	W 9-1 (5)
3/29 UC Santa Barbara	W 12-2 (5)
3/29 UC Santa Barbara	W 10-4
4/1 Oregon State¹	W 6-2
4/2 Oregon State¹	W 9-1 (6)
4/3 Oregon State¹	W 12-2 (5)
4/6 Loyola Marymount	W 5-4
4/8 Stanford¹	W 6-5 (14)
4/9 Stanford¹	L 2-6
4/10 Stanford¹	L 1-5
4/15 Arizona State ¹	W 4-1
4/16 Arizona State ¹	L 0-2
4/17 Arizona State ¹	L 0-5
4/21 Washington¹	W 4-0
4/22 Washington¹	W 5-2
4/23 Washington¹	L 3-4 (9)
4/29 California ¹	L 2-7
4/30 California ¹	L 1-9 (5)
5/1 California ¹	L 1-2
5/6 Arizona¹	L 1-5
5/7 Arizona¹	L 1-7
5/8 Arizona¹	W 5-1
5/12 Oregon ¹	L 5-6
5/13 Oregon ¹	W 7-4
5/14 Oregon ¹	L 0-5
5/20 Jacksonville ⁷	W 2-0
5/21 Florida ⁷	L 2-4
5/21 Jacksonville ⁷	W 12-4
5/22 Florida ⁷	W 3-2
5/22 Florida ⁷	L 3-11 (5)

1 - Pac-10 Games; 2 - Stacy Winsberg Memorial Tournament (Easton Stadium); 3 - Louisville Slugger Classic (Henderson/Las Vegas, Nev.); 4 - Cathedral City Classic (Cathedral City, Calif.); 5 - Campbell/Cartier Classic (San Diego, Calif.); 6 - Long Beach Marriott Invitational (Lakewood, Calif.); 7 - NCAA Regionals (Gainesville, Fla.)

2010 (50-11, 14-7 Pac-10 - 2ND) NCAA CHAMPIONS
Head Coach: Kelly Inouye-Perez

2/13 Florida Atlantic ²	W 11-0 (5)
2/13 Tennessee ²	W 11-1 (6)
2/14 Michigan ²	L 2-4 (13)
2/14 Georgia ²	W 3-2
2/17 UC Santa Barbara	W 14-0 (5)
2/17 UC Santa Barbara	W 11-1 (6)
2/19 CSUN³	W 9-0 (5)
2/19 Cal Poly³	W 8-0 (5)
2/20 UC Davis³	W 8-0 (6)
2/20 CSUN³	W 7-2
2/21 Portland State³	W 11-0 (6)
2/24 Cal State Fullerton	W 9-6
2/26 Colorado State ⁴	W 4-3
2/26 Texas ⁴	W 9-1 (6)
2/27 Baylor ⁴	L 5-7
2/27 Northwestern ⁴	W 10-5 (8)
2/28 Ohio State ⁴	L 0-7
3/3 UC Riverside	L 2-3
3/5 Fresno State ⁵	W 5-4
3/6 UTEP ⁵	W 6-0
3/10 North Carolina	W 1-0
3/21 Bakersfield	W 8-0 (6)
3/21 Bakersfield	W 7-0
3/23 Cal Poly	W 5-3
3/23 Cal Poly	W 4-1
3/26 Long Beach State	W 11-3 (6)

3/27 UNLV	W 8-0 (5)
3/27 UNLV	W 11-3 (5)
3/28 Loyola Marymount	W 8-2
3/28 Loyola Marymount	W 5-0 (5)
4/1 Washington ¹	W 10-1 (5)
4/2 Washington ¹	L 1-3
4/3 Washington ¹	L 2-7
4/9 Arizona State¹	L 5-8
4/10 Arizona State¹	L 2-4
4/11 Arizona State¹	L 1-2
4/16 Oregon State ¹	W 12-0 (5)
4/17 Oregon State ¹	W 4-2
4/18 Oregon State ¹	W 10-6
4/23 Stanford ¹	W 10-0 (5)
4/24 Stanford ¹	W 7-3
4/25 Stanford ¹	W 10-1 (6)
4/30 Oregon¹	W 11-4
5/1 Oregon¹	W 10-2 (5)
5/2 Oregon¹	W 10-2 (6)
5/7 California¹	W 4-2
5/8 California¹	W 3-1
5/9 California¹	L 2-4
5/13 Arizona ¹	W 6-5 (8)
5/14 Arizona ¹	L 3-5
5/15 Arizona ¹	W 6-4
5/21 Saint Mary's⁶	W 11-4
5/22 San Diego State⁶	W 4-3
5/23 Fresno State⁶	W 7-2
5/29 Louisiana-Lafayette⁷	W 10-2 (5)
5/30 Louisiana-Lafayette⁷	W 10-1 (5)
6/3 Florida ⁸	W 16-3 (6)
6/4 Hawai'i ⁸	W 5-2
6/6 Georgia ⁸	W 5-2
6/7 Arizona ⁹	W 6-5 (8)
6/8 Arizona ⁹	W 15-9

2009 (45-11, 16-5 Pac-10 - 1ST)
Head Coach: Kelly Inouye-Perez

2/7 Purdue²	L 1-2
2/7 Indiana²	W 10-2 (5)
2/8 Cal Poly²	W 6-1
2/8 San Diego State²	W 6-2 (9)
2/13 UNLV ³	W 9-7
2/13 Northwestern ³	W 16-10
2/14 Michigan ³	L 4-7
2/14 Kentucky ³	W 9-6
2/15 South Dakota State ³	W 12-0 (5)
2/17 Simon Fraser	W 13-2 (5)
2/20 Alabama ⁴	W 4-1
2/21 Massachusetts ⁴	W 4-2
2/21 North Carolina State ⁴	W 12-1 (5)
2/22 Maryland ⁴	W 5-0
2/22 Fresno State ⁴	W 10-2 (6)
2/25 Cal State Fullerton	W 6-2
2/27 Utah ⁵	W 7-1
2/27 Colorado State ⁵	W 4-0
2/28 San Diego State ⁵	W 4-3
3/1 Missouri ⁵	W 2-1
3/1 San Diego ⁵	W 13-0
3/6 Florida International ⁶	W 5-3
3/6 Iowa ⁶	W 2-1 (8)
3/7 Syracuse ⁶	W 11-0 (5)
3/8 Longwood ⁶	W 12-2 (6)
3/8 Long Beach State ⁶	L 1-2
3/10 Notre Dame	W 3-1

1 - Pac-10 Games; 2 - Dot Richardson Invitational (Clermont, Fla.); 3 - Stacy Winsberg Memorial Tournament (Easton Stadium); 4 - Cathedral City Classic (Cathedral City, Calif.); 5 - San Diego Classic (San Diego, Calif.); 6 - NCAA Regionals (Easton Stadium); 7 - NCAA Super Regionals (Easton Stadium); 8 - NCAA Women's College World Series (Oklahoma City, Okla.); 9 - WCWS Championship Series (Oklahoma City, Okla.)

YEAR-BY-YEAR RESULTS

3/24 UC Santa Barbara	W	8-0 (6)
3/24 UC Santa Barbara	L	2-7
3/27 Stanford ¹	W	7-4
3/28 California ¹	L	6-7
3/29 California ¹	L	5-9
4/3 Arizona State ¹	L	0-5
4/4 Arizona ¹	L	2-9
4/5 Arizona ¹	W	3-2
4/10 Washington ¹	W	2-0 (11)
4/11 Washington ¹	W	10-0 (5)
4/17 Oregon State ¹	W	8-1
4/18 Oregon ¹	W	9-2
4/19 Oregon ¹	W	6-0
4/24 Arizona ¹	W	2-1
4/25 Arizona State ¹	W	9-1 (5)
4/26 Arizona State ¹	W	10-4
4/29 Washington ¹	L	0-3
5/1 Oregon ¹	W	8-0 (6)
5/2 Oregon State ¹	W	4-3
5/3 Oregon State ¹	W	9-1 (6)
5/7 California ¹	W	2-1
5/8 Stanford ¹	W	1-0
5/9 Stanford ¹	W	8-0 (6)
5/15 Long Beach State ⁷	W	4-2
5/16 Fresno State ⁷	W	4-2
5/17 Fresno State ⁷	W	9-5
5/23 Missouri ⁸	L	1-2
5/24 Missouri ⁸	W	5-2
5/24 Missouri ⁸	L	1-9 (5)

1 - Pac-10 Games; 2 - Stacy Winsberg Memorial Tournament (Easton Stadium); 3 - Louisville Slugger Classic (Henderson/Las Vegas, Nev.); 4 - Cathedral City Classic (Cathedral City, Calif.); 5 - San Diego Classic I (San Diego, Calif.); 6 - Long Beach State Invitational (Lakewood, Calif.); 7 - NCAA Regionals (Easton Stadium); 8 - NCAA Super Regionals (Easton Stadium)

2008 (51-9, 17-4 Pac-10 - 2nd)

Head Coach: Kelly Inouye-Perez

2/8 Nevada ²	W	10-1 (5)
2/8 Oklahoma ²	W	6-1
2/9 Santa Clara ²	W	27-1 (5)
2/9 UC Santa Barbara ²	W	7-5 (8)
2/10 Oklahoma ²	L	0-7
2/15 Missouri ³	W	4-0
2/15 South Carolina ³	W	6-2
2/16 Illinois ³	L	2-6
2/16 Portland State ³	W	7-4
2/17 Wisconsin ³	W	4-1
2/22 Massachusetts ⁴	W	4-2
2/22 Georgia ⁴	W	5-2
2/23 Baylor ⁴	W	6-1
2/23 Hawaii ⁴	W	3-0
2/24 Northwestern ⁴	W	6-2
2/27 Bakersfield	W	3-0
2/29 James Madison ⁵	W	8-0 (5)
2/29 San Diego ⁵	W	10-0 (6)
3/1 Eastern Michigan ⁵	W	8-0 (6)
3/1 San Diego State ⁵	W	2-1 (9)
3/2 Saint Peter's ⁵	W	10-0 (5)
3/5 UNLV	W	1-0
3/7 Virginia Tech ⁶	W	1-0
3/7 Notre Dame ⁶	W	3-2
3/8 Rutgers ⁶	W	9-0
3/8 Northwestern ⁶	W	2-0
3/9 Long Beach State ⁶	W	1-0 (8)
3/12 Cal State Fullerton	L	0-1 (8)
3/13 CSUN	W	7-0
3/25 UC Santa Barbara	W	7-2
3/25 UC Santa Barbara	W	8-1
3/28 Oregon State ¹	W	3-0
3/29 Oregon ¹	W	2-0
3/30 Oregon ¹	W	12-0 (5)
4/2 Washington ¹	W	7-6 (8)

4/4 Stanford ¹	W	3-1
4/5 California ¹	W	2-1
4/6 California ¹	W	5-0
4/11 Arizona State ¹	L	0-3
4/12 Arizona ¹	L	0-8 (6)
4/13 Arizona ¹	W	2-1
4/18 Washington ¹	W	2-1
4/19 Washington ¹	W	4-0
4/25 California ¹	W	7-2
4/26 Stanford ¹	W	1-0
4/27 Stanford ¹	W	4-1
5/2 Arizona ¹	W	2-1
5/3 Arizona State ¹	W	5-0
5/4 Arizona State ¹	L	2-5
5/8 Oregon ¹	W	3-1
5/9 Oregon State ¹	L	3-5
5/10 Oregon State ¹	W	5-1
5/16 Cal State Fullerton ⁷	W	8-3
5/17 Nevada ⁷	W	6-4 (9)
5/18 Nevada ⁷	W	4-3
5/24 Georgia ⁸	W	6-1
5/25 Georgia ⁸	W	6-0
5/29 Arizona ⁹	W	1-0
5/30 Arizona State ⁹	L	0-4
5/31 Florida ⁹	L	0-2

1 - Pac-10 Games; 2 - Stacy Winsberg Memorial Tournament (Easton Stadium); 3 - Louisville Slugger Classic (Henderson/Las Vegas, Nev.); 4 - Palm Springs Classic (Cathedral City, Calif.); 5 - San Diego Classic I (San Diego, Calif.); 6 - Long Beach State Invitational (Lakewood, Calif.); 7 - NCAA Regionals (Easton Stadium); 8 - NCAA Super Regionals (Easton Stadium); 9 - NCAA Women's College World Series (Oklahoma City, Okla.)

2007 (37-18, 12-9 Pac-10 - T3rd)

Head Coach: Kelly Inouye-Perez

2/9 Texas ²	L	0-1
2/9 Syracuse ²	W	14-4 (6)
2/10 Texas A&M ²	L	4-5
2/10 New Mexico ²	L	1-13 (5)
2/11 Nevada ²	W	9-1 (5)
2/13 UC Riverside	W	14-0 (5)
2/16 Colorado State ³	W	10-2 (5)
2/16 Central Florida ³	W	3-0
2/17 Oklahoma State ³	L	1-8
2/17 UNLV ³	W	8-0 (5)
2/18 Wright State ³	W	12-2 (5)
2/23 Michigan State ⁴	W	8-0 (6)
2/23 Tennessee ⁴	L	1-6
2/24 Maryland ⁴	W	6-0
2/25 Northwestern ⁴	W	8-6
2/27 Loyola Marymount	W	5-2
3/2 Long Beach State ⁵	W	11-0 (5)
3/2 Illinois State ⁵	L	1-2
3/3 Loyola-Chicago ⁵	W	3-0
3/3 Florida ⁵	W	10-2 (6)
3/4 Loyola-Chicago ⁵	W	9-1 (5)
3/7 Cal State Fullerton	W	8-1
3/9 Southern Utah ⁶	W	7-2
3/9 Eastern Kentucky ⁶	W	8-0 (5)
3/10 Canisius ⁶	W	1-0
3/10 Long Beach State ⁶	W	12-1 (5)
3/11 Notre Dame ⁶	W	9-3
3/13 Southern Utah	W	1-0
3/25 Cal Poly	W	3-0
3/25 Cal Poly	W	1-0
3/27 UC Santa Barbara	L	1-3
3/30 Arizona State ¹	L	0-6
3/31 Arizona ¹	W	2-0
4/1 Arizona ¹	L	2-11
4/6 Washington ¹	W	10-6
4/7 Washington ¹	L	6-8
4/13 Oregon State ¹	L	0-7

4/14 Oregon ¹	W	13-3
4/15 Oregon ¹	W	5-1
4/20 Stanford ¹	L	4-6
4/21 California ¹	W	11-0 (5)
4/22 California ¹	W	5-3
4/25 Washington ¹	L	3-8
4/27 Oregon ¹	W	8-0 (5)
4/28 Oregon State ¹	W	6-3
4/29 Oregon State ¹	W	5-3
5/4 California ¹	L	1-3
5/5 Stanford ¹	W	3-0
5/6 Stanford ¹	L	1-4
5/10 Arizona ¹	W	7-4
5/11 Arizona State ¹	W	4-3
5/12 Arizona State ¹	L	4-7
5/18 Loyola Marymount ⁷	W	6-3
5/19 Hawaii ⁷	L	1-3 (8)
5/19 Loyola Marymount ⁷	L	2-4

1 - Pac-10 Games; 2 - ASU Kajikawa Classic (Tempe, Ariz.); 3 - Louisville Slugger Classic (Henderson/Las Vegas, Nev.); 4 - Palm Springs Classic (Cathedral City, Calif.); 5 - Stacy Winsberg Memorial Tournament (Easton Stadium); 6 - Long Beach State Invitational (Lakewood, Calif.); 7 - NCAA Regionals (Easton Stadium)

2006 (50-9, 15-5 Pac-10 - 1st)

Head Coach: Sue Enquist

2/9 Sacramento State ²	W	22-3 (5)
2/9 Cal Poly ²	W	13-0 (5)
2/10 UC Santa Barbara ²	W	9-3
2/11 Massachusetts ²	W	8-0 (6)
2/12 San Diego State ²	W	2-1
2/15 Long Beach State	L	0-1
2/18 Fresno State	W	2-0
2/19 Fresno State	W	1-0 (10)
2/21 UC Riverside	W	2-0
2/24 Ohio State ³	W	4-1
2/24 LSU ³	W	3-1
2/25 Kansas ³	W	4-3
2/25 Texas A&M ³	W	5-0
2/26 Oklahoma ³	W	2-0
3/3 Cal Poly ⁴	W	9-1 (5)
3/3 Cal Poly ⁴	W	8-0 (5)
3/4 San Jose State ⁴	W	8-0 (5)
3/4 San Jose State ⁴	W	8-2
3/5 Santa Clara ⁴	W	8-2
3/5 Santa Clara ⁴	W	8-1
3/8 Cal State Fullerton	W	1-0 (10)
3/10 Mississippi State ⁵	W	2-0
3/11 Mercer ⁵	W	8-0 (6)
3/11 Syracuse ⁵	W	3-0
3/12 Mississippi State ⁵	W	3-0
3/12 Long Beach State ⁵	W	4-2
3/14 UNLV	W	11-4
3/15 Michigan	W	6-4 (10)
3/25 CSUN	W	1-0
3/26 Northwestern	L	2-3
3/31 Stanford ¹	W	5-4
4/1 California ¹	L	3-10
4/2 California ¹	W	3-1
4/7 Arizona State ¹	W	7-4
4/8 Arizona ¹	W	2-1
4/9 Arizona ¹	W	8-3
4/14 Washington ¹	W	6-0
4/21 Oregon State ¹	L	0-2
4/22 Oregon ¹	W	9-3
4/23 Oregon ¹	W	5-2
4/26 Washington ¹	L	2-3 (12)
4/26 Washington ¹	W	7-6
4/28 Arizona ¹	W	8-2
4/29 Arizona State ¹	W	1-0
4/30 Arizona State ¹	W	3-1
5/5 Oregon ¹	W	7-0
5/6 Oregon State ¹	W	1-0

5/11 California ¹	W	2-0
5/12 Stanford ¹	L	2-3
5/13 Stanford ¹	L	4-5
5/19 Missouri State ⁶	W	11-2 (6)
5/20 Long Beach State ⁶	W	5-0
5/21 San Diego State ⁶	W	7-0
5/27 South Florida ⁷	W	2-0
5/28 South Florida ⁷	W	3-1
6/1 Tennessee ⁸	L	3-4
6/3 Alabama ⁸	W	4-1
6/3 Texas ⁸	W	2-0
6/4 Northwestern ⁸	L	1-3 (8)

1 - Pac-10 Games; 2 - SDSU Campbell/Carter Classic (Poway, Calif.); 3 - Palm Springs Classic (Cathedral City, Calif.); 4 - Stacy Winsberg Memorial Tournament (Easton Stadium); 5 - Long Beach State Invitational (Lakewood, Calif.); 6 - NCAA Regionals (Easton Stadium); 7 - NCAA Super Regionals (Easton Stadium); 8 - NCAA Women's College World Series (Oklahoma City, Okla.)

2005 (40-20, 11-10 Pac-10 - 5th)

Head Coach: Sue Enquist

1/30 UC Santa Barbara	W	5-1
1/30 UC Santa Barbara	W	9-1
2/2 UC Riverside ²	W	3-0
2/4 Georgia ³	W	4-3 (8)
2/4 Georgia ³	W	7-0
2/5 Cal State Fullerton ³	L	3-4
2/5 Georgia ³	W	6-0
2/6 Cal State Fullerton ³	W	6-0
2/13 Syracuse ⁴	L	1-2
2/18 Georgia ⁵	W	2-0
2/25 Bethune-Cookman ⁶	W	5-0
2/25 Notre Dame ⁶	W	3-1
2/26 Oklahoma State ⁶	L	1-2
2/26 Wisconsin ⁶	W	2-0
2/27 Texas ⁶	L	0-3 (8)
3/3 Kent State ⁷	W	4-1
3/4 Mississippi ⁷	L	2-3 (14)
3/4 Iowa State ⁷	W	9-0 (5)
3/5 St. John's ⁷	W	3-0
3/6 Santa Clara ⁷	W	6-5
3/6 Fresno State ⁷	W	7-0
3/15 Texas	L	0-1 (8)
3/17 Utah State	W	8-0 (5)
3/17 Utah State	W	8-7
3/29 Cal State Fullerton	W	8-0 (6)
4/1 Oregon State ¹	L	1-2 (8)
4/2 Oregon ¹	L	1-3
4/2 Oregon ¹	L	1-2
4/9 California ¹	L	1-2
4/10 California ¹	W	2-1
4/15 Arizona State ¹	W	4-0
4/16 Arizona ¹	W	9-1 (6)
4/17 Arizona ¹	W	5-4
4/22 Washington ¹	W	4-3
4/23 Washington ¹	L	1-2
4/27 Washington ¹	L	2-3
4/29 California ¹	L	2-3
4/30 Stanford ¹	L	5-7
5/1 Stanford ¹	W	8-0 (5)
5/1 Stanford ¹	L	3-5
5/6 Arizona ¹	W	6-0
5/7 Arizona State ¹	W	6-1
5/8 Arizona State ¹	W	8-0 (5)
5/12 Oregon ¹	L	0-3
5/13 Oregon State ¹	W	9-0 (5)
5/14 Oregon State ¹	W	5-1
5/20 Loyola Marymount ⁸	W	6-1
5/21 Cal State Fullerton ⁸	L	1-2 (11)
5/21 UNLV ⁸	W	4-1
5/22 Cal State Fullerton ⁸	W	6-0
5/22 Cal State Fullerton ⁸	W	3-1
5/27 Georgia ⁹	L	1-4

YEAR-BY-YEAR RESULTS

5/28 Georgia ⁹	W	5-4
5/28 Georgia ⁹	W	3-2
6/2 California ¹⁰	W	2-1
6/3 Tennessee ¹⁰	W	3-1
6/5 Texas ¹⁰	W	3-0
6/6 Michigan ¹¹	W	5-0
6/7 Michigan ¹¹	L	2-5
6/8 Michigan ¹¹	L	1-4 (10)
1 - Pac-10 Games; 2 - Game played in Irvine, Calif.; 3 - Stacy Winsberg Memorial Tournament (Easton Stadium); 4 - ASU Kajikawa Classic (Tempe, Ariz.); 5 - SDSU Campbell/Cartier Classic (Poway, Calif.); 6 - Palm Springs Classic (Cathedral City, Calif.); 7 - Bingham Toyota Bulldog Classic (Fresno, Calif.); 8 - NCAA Regionals (Easton Stadium); 9 - NCAA Super Regionals (Easton Stadium); 10 - NCAA Women's College World Series (Oklahoma City, Okla.); 11 - WCWS Championship Series (Oklahoma City, Okla.)		

2004 (47-9, 12-8 PAC-10 - 4TH) NCAA CHAMPIONS

Head Coach: Sue Enquist		
2/7 Santa Clara ²	W	4-0
2/7 Washington ²	W	5-3
2/8 Long Beach State ²	W	5-1
2/8 San Diego State ²	W	6-2
2/13 Nebraska ³	W	10-1 (5)
2/13 DePaul ³	W	10-2 (6)
2/14 Portland State ³	W	5-0
2/14 Wisconsin ³	W	8-0 (5)
2/15 Michigan ³	W	3-0
2/20 Baylor ⁴	W	9-0 (5)
2/20 Tennessee ⁴	W	3-0
2/21 Northwestern ⁴	W	5-1
2/21 Penn State ⁴	W	5-2
2/28 UC Santa Barbara ⁵	W	10-0 (6)
2/28 UC Santa Barbara ⁵	W	7-0
2/29 Long Beach State ⁵	W	4-0
3/5 Syracuse ⁶	W	4-1
3/5 Cal Poly ⁶	W	4-0
3/6 San Diego State ⁶	W	1-0 (10)
3/7 Nevada ⁶	W	3-0
3/7 Cal Poly ⁶	W	4-0
3/11 Long Beach State ⁷	W	5-1
3/12 North Texas ⁷	W	6-0
3/13 Utah ⁷	W	7-2
3/13 San Diego State ⁷	W	2-0
3/14 Oregon State ⁷	L	2-3
3/14 Fresno State ⁷	W	2-1 (9)
3/30 Cal State Fullerton	W	4-3
4/3 Arizona ¹	L	5-7
4/4 Arizona ¹	L	4-5
4/9 Washington ¹	L	1-3
4/10 Washington ¹	L	5-6
4/16 Oregon State ¹	W	6-0
4/17 Oregon ¹	L	3-4
4/18 Oregon ¹	W	3-2 (10)
4/23 Stanford ¹	L	0-1
4/24 California ¹	W	5-1
4/25 California ¹	W	3-1
4/30 Oregon ¹	W	2-0
5/1 Oregon State ¹	W	2-0
5/2 Oregon State ¹	W	3-1
5/5 Washington ¹	L	0-1
5/7 California ¹	L	1-2
5/8 Stanford ¹	W	6-2
5/9 Stanford ¹	W	7-1
5/14 Arizona ¹	W	3-2
5/15 Arizona State ¹	W	6-0
5/15 Arizona State ¹	W	10-0 (5)
5/20 Mississippi Valley St. ⁸	W	8-0 (5)
5/21 Louisville ⁸	W	2-0
5/22 Alabama ⁸	W	5-2 (9)
5/23 Alabama ⁸	W	7-0

5/27 Stanford ⁹	W	8-2
5/28 LSU ⁹	W	2-0
5/30 Stanford ⁹	W	3-1 (12)
5/31 California ⁹	W	3-1
1 - Pac-10 Games; 2 - Long Beach State Invitational (Lakewood, Calif.); 3 - UNLV Classic (Las Vegas, Nev.); 4 - Palm Springs Classic (Cathedral City, Calif.); 5 - Stacy Winsberg Memorial Tournament (Easton Stadium); 6 - SDSU Tournament (San Diego, Calif.); 7 - Clovis Auto Row Classic (Fresno, Calif.); 8 - NCAA Regionals (Easton Stadium); 9 - NCAA Women's College World Series (Oklahoma City, Okla.)		

2003 (54-7, 17-4 PAC-10 - 2ND) NCAA CHAMPIONS

Head Coach: Sue Enquist		
1/31 Loyola Marymount ²	W	9-0 (5)
2/1 Cal State Fullerton ²	L	0-2
2/1 Alabama ²	W	5-4
2/2 CSUN ²	W	2-0
2/5 UC Riverside	W	15-0
2/5 UC Riverside	W	20-0 (5)
2/14 South Carolina ³	W	12-0 (5)
2/14 LSU ³	W	2-0
2/15 Hawai'i ³	W	10-2 (6)
2/15 Nebraska ³	W	5-1
2/16 Utah ³	W	7-0
2/21 Rutgers ⁴	W	8-1
2/21 Florida Atlantic ⁴	W	7-0
2/22 Florida International ⁴	W	3-0
2/22 Long Island ⁴	W	7-0
2/23 Rutgers ⁴	W	8-0 (5)
2/26 UC Santa Barbara	W	6-0
2/26 UC Santa Barbara	W	2-0
2/28 Boston College ⁵	W	9-0 (5)
2/28 Missouri ⁵	W	8-0 (5)
3/1 Missouri ⁵	W	5-0
3/1 Boston College ⁵	W	10-1 (5)
3/2 Missouri ⁵	W	2-0
3/6 BYU ⁶	W	6-0
3/7 St. John's ⁶	W	8-0 (5)
3/8 Cal Poly ⁶	W	5-0
3/9 DePaul ⁶	L	0-1
3/9 Fresno State ⁶	W	5-0
3/25 Cal State Fullerton	W	11-2 (5)
3/25 Cal State Fullerton	W	8-2
3/28 Stanford ¹	W	5-0
3/29 California ¹	W	3-0
3/30 California ¹	W	4-1 (8)
4/4 Arizona State ¹	W	6-0
4/5 Arizona ¹	L	0-3
4/6 Arizona ¹	L	1-5
4/11 Oregon State ¹	W	6-1
4/12 Oregon ¹	L	4-5
4/13 Oregon ¹	W	9-3
4/18 Washington ¹	W	5-2
4/19 Washington ¹	W	10-0 (6)
4/25 California ¹	W	10-0 (5)
4/26 Stanford ¹	W	1-0
4/27 Stanford ¹	W	3-2 (8)
4/30 Washington ¹	W	11-0
5/2 Oregon ¹	W	4-3
5/4 Oregon State ¹	W	10-2 (6)
5/4 Oregon State ¹	W	9-1 (5)
5/9 Arizona ¹	L	5-7
5/10 Arizona State ¹	W	8-0 (6)
5/10 Arizona State ¹	W	9-0 (5)
5/15 Colgate ⁷	W	8-0 (6)
5/16 Fresno State ⁷	W	3-0
5/17 Michigan State ⁷	W	6-2
5/18 Michigan State ⁷	W	5-0
5/22 California ⁹	L	3-7 (10)
5/24 Louisiana-Lafayette ⁸	W	5-1
5/24 Washington ⁸	W	2-1

5/25 Texas ⁸	W	3-0
5/25 Texas ⁸	W	2-1
5/26 California ⁸	W	1-0 (9)
1 - Pac-10 Games; 2 - Stacy Winsberg Memorial Tournament (Easton Stadium); 3 - UNLV Classic (Las Vegas, Nev.); 4 - FAU Worth Invitational (Boca Raton, Fla.); 5 - Easton Classic (Easton Stadium); 6 - Hallowell Chevrolet Softball Classic (Fresno, Calif.); 7 - NCAA Regionals (Fresno, Calif.); 8 - NCAA Women's College World Series (Oklahoma City, Okla.)		

2002 (55-9, 18-3 PAC-10 - 1st)

Head Coach: Sue Enquist		
2/1 Louisiana-Monroe ²	W	8-0 (5)
2/2 San Diego State ²	W	8-0 (5)
2/3 San Jose State ²	W	3-0
2/8 Texas Tech ³	W	11-0 (5)
2/8 Texas A&M ³	W	9-1 (5)
2/9 Texas ³	W	14-0 (5)
2/9 Nebraska ³	W	6-1
2/10 Utah State ³	W	9-0 (6)
2/10 Texas State ³	W	4-0
2/15 Texas Tech ⁴	W	13-2 (5)
2/15 Alabama ⁴	W	9-1
2/16 BYU ⁴	W	10-2 (5)
2/16 Nebraska ⁴	W	11-2 (5)
2/17 LSU ⁴	W	7-0
2/20 UC Riverside	W	14-0 (5)
2/20 UC Riverside	W	6-0
2/23 Long Beach State	L	2-3 (9)
2/23 Long Beach State	W	10-0
2/27 Cal State Fullerton	L	1-3
2/27 Cal State Fullerton	W	5-2
3/1 TAMU-Corpus Christi ⁵	W	9-1 (5)
3/1 TAMU-Corpus Christi ⁵	W	8-0 (5)
3/2 Purdue ⁵	W	4-2
3/2 Purdue ⁵	W	3-0
3/3 Florida ⁵	W	11-1
3/8 Long Beach State ⁶	W	4-1
3/8 UNC Greensboro ⁶	W	8-0 (6)
3/8 Iowa ⁶	W	4-0
3/9 Virginia ⁶	W	2-0
3/9 Iowa ⁶	L	0-1
3/9 Virginia ⁶	W	3-0
3/13 UC Santa Barbara	W	7-1
3/13 UC Santa Barbara	W	4-0
3/25 Fresno State	W	1-0
3/25 Fresno State	W	7-0
3/29 Washington ¹	W	2-0
3/30 Washington ¹	L	6-9
4/5 Arizona State ¹	L	2-3
4/6 Arizona ¹	L	2-3
4/7 Arizona ¹	W	6-5
4/12 Stanford ¹	W	3-2
4/13 California ¹	W	3-0
4/14 California ¹	W	1-0 (10)
4/19 Oregon State ¹	W	7-0
4/20 Oregon ¹	W	7-0
4/21 Oregon ¹	W	3-1
4/24 Washington ¹	W	5-3
4/26 California ¹	W	3-0
4/27 Stanford ¹	W	13-2 (5)
4/28 Stanford ¹	W	2-0
5/3 Oregon ¹	W	2-1
5/4 Oregon State ¹	W	10-1
5/5 Oregon State ¹	W	8-0
5/10 Arizona ¹	W	4-2
5/11 Arizona State ¹	W	4-1
5/11 Arizona State ¹	W	6-1
5/16 Liberty ⁷	W	3-0
5/17 Eastern Kentucky ⁷	W	10-0 (5)
5/18 Georgia ⁷	W	2-1 (8)
5/19 South Carolina ⁷	L	1-2
5/19 South Carolina ⁷	W	1-0

5/23 Florida State ⁸	L	1-2 (9)
5/25 Oklahoma ⁸	W	2-0
5/25 Arizona State ⁸	L	1-2
1 - Pac-10 Games; 2 - Northridge Early Bird Classic (Easton Stadium); 3 - Fiesta Bowl Classic (Tempe, Ariz.); 4 - UNLV Classic (Las Vegas, Nev.); 5 - Stacy Winsberg Memorial Tournament (Easton Stadium); 6 - National Invitational Softball Tournament (San Jose, Calif.); 7 - NCAA Regionals (Columbia, S.C.); 8 - NCAA Women's College World Series (Oklahoma City, Okla.)		

2001 (62-6, 16-5 PAC-10 - 2ND)

Head Coach: Sue Enquist		
2/3 San Jose State ²	W	8-0 (5)
2/3 CSUN ²	W	13-0 (5)
2/3 Cal Poly ²	W	5-0
2/4 CSUN ²	W	7-0
2/4 Cal Poly ²	W	10-2 (6)
2/7 Cal State Fullerton	W	6-0
2/7 Cal State Fullerton	W	18-3 (5)
2/10 San Diego	W	8-0 (6)
2/10 San Diego	W	7-0
2/14 Long Beach State	W	7-0
2/16 Portland State ³	W	20-0 (5)
2/16 Kansas ³	W	15-1 (5)
2/17 Wisconsin ³	W	9-2
2/17 Nebraska ³	W	6-2
2/18 Florida International ³	W	10-0 (5)
2/23 Wisconsin ⁴	W	12-1 (5)
2/23 Cal State Fullerton ⁴	W	4-0
2/24 Texas ⁴	W	4-3 (8)
2/25 Wisconsin ⁴	W	1-0
2/26 Texas State	W	4-3 (10)
2/26 Texas State	W	3-1
3/2 Colorado State ⁵	W	11-3 (6)
3/2 Colorado State ⁵	W	2-0
3/3 South Florida ⁵	W	10-0 (5)
3/3 South Florida ⁵	W	5-3
3/4 UNLV ⁵	W	3-0
3/6 UC Riverside	W	10-0 (5)
3/6 UC Riverside	W	4-0
3/8 Colorado State ⁶	W	8-1
3/9 Cal Poly ⁶	W	9-1 (6)
3/9 DePaul ⁶	W	4-0
3/10 New Mexico State ⁶	W	4-0
3/10 Oregon State ⁶	W	3-2
3/11 Fresno State ⁶	W	8-2
3/14 UC Santa Barbara	W	6-1
3/30 Stanford ¹	L	0-1
3/31 California ¹	W	2-1 (9)
4/1 California ¹	W	5-1
4/4 CSUN	W	8-0
4/4 CSUN	W	12-1 (6)
4/6 Arizona State ¹	L	1-6
4/7 Arizona ¹	L	0-4
4/8 Arizona ¹	W	3-0
4/13 Washington ¹	W	5-4 (14)
4/14 Washington ¹	W	4-0
4/20 Oregon State ¹	L	1-2
4/21 Oregon ¹	W	4-3
4/22 Oregon ¹	W	6-3
4/25 UC Riverside	W	12-0 (5)
4/25 UC Riverside	W	8-0 (5)
4/27 California ¹	W	2-0
4/28 Stanford ¹	W	8-0 (5)
4/29 Stanford ¹	W	2-0
5/2 Washington ¹	W	4-3
5/4 Oregon ¹	W	6-4
5/5 Oregon State ¹	W	4-0
5/6 Oregon State ¹	W	4-1
5/11 Arizona ¹	L	0-4
5/12 Arizona State ¹	W	1-0
5/12 Arizona State ¹	W	8-6 (8)
5/17 Coastal Carolina ⁷	W	8-0 (5)

YEAR-BY-YEAR RESULTS

5/18 CSUN	W	9-0
5/19 San Diego State	W	3-1
5/20 San Diego State	W	11-0 (5)
5/24 Iowa	W	2-0
5/25 Stanford	W	5-0
5/27 LSU	W	6-0
5/28 Arizona	L	0-1
1 - Pac-10 Games; 2 - Spartan Early Bird Classic (San Jose, Calif.); 3 - UNLV Classic (Las Vegas, Nev.); 4 - Texas Invitational (Austin, Tex.); 5 - Easton Classic (Easton Stadium); 6 - Hallowell Chevrolet Softball Classic (Fresno, Calif.); 7 - NCAA Regionals (Easton Stadium); 8 - NCAA Women's College World Series (Oklahoma City, Okla.)		

2000 (46-12-1, 14-7 Pac-10 - 3rd)
Head Coach: Sue Enquist

2/4 Maryland	W	9-0 (5)
2/4 Tennessee	W	10-0 (5)
2/5 South Florida	W	6-1
2/5 Florida International	W	11-0 (5)
2/6 Tennessee	W	6-0
2/6 Florida Atlantic	W	7-3
2/10 Texas Tech	W	3-2
2/11 Hofstra	W	6-1
2/11 Texas	W	5-4 (8)
2/12 Long Beach State	W	6-0
2/12 Hawai'i	W	9-1
2/13 Hofstra	L	5-10
2/17 Sacramento State	L	1-2
2/18 Pacific	W	9-3
2/18 Michigan	T	4-4 (6)
2/19 Tennessee	W	12-1
2/19 Fresno State	W	5-2 (8)
2/24 CSUN	W	4-0
2/24 CSUN	W	1-0
2/26 Fresno State	W	5-0
2/26 Fresno State	W	3-0
3/3 Loyola Marymount	W	2-0
3/3 San Diego	W	2-0
3/4 Saint Mary's	W	6-0
3/9 Cal Poly	W	7-0
3/10 Texas Tech	W	7-0
3/10 Florida State	W	3-0
3/11 Mississippi	W	4-0
3/11 Illinois State	L	2-3 (8)
3/12 Fresno State	L	0-1
3/31 California	W	6-1
4/1 Stanford	W	1-0
4/2 Stanford	W	8-0 (5)
4/7 Oregon	W	6-0
4/8 Oregon State	W	4-1
4/9 Oregon State	W	8-7
4/14 Arizona	L	4-6
4/15 Arizona State	W	5-1
4/16 Arizona State	L	0-1
4/21 Washington	L	1-3
4/22 Washington	W	1-0
4/28 Stanford	L	1-2 (10)
4/29 California	W	8-0 (6)
4/30 California	W	5-0
5/5 Arizona State	W	2-0
5/6 Arizona	L	9-12 (9)
5/7 Arizona	L	1-9 (5)
5/10 Washington	L	1-4
5/12 Oregon State	W	6-1
5/13 Oregon	W	5-2
5/13 Oregon	W	12-4 (6)
5/18 Canisius	W	8-0 (5)
5/19 Long Beach State	W	10-4
5/20 Florida State	W	6-1
5/21 Florida State	W	7-1
5/25 Alabama	W	4-1
5/26 Washington	W	3-2
5/28 Southern Mississippi	W	6-0

5/29 Oklahoma	L	1-3
1 - Pac-10 Games; 2 - USF/Louisville Slugger Tournament (Tampa, Fla.); 3 - Paradise Softball Classic (Honolulu, Hawaii); 4 - SDSU Campbell/Carter Classic (Poway, Calif.); 5 - Game declared a tie after 7th inning was illegally played with international tiebreaker rule; 6 - Torero Invitational (La Jolla, Calif.); 7 - Hallowell Chevrolet Softball Classic (Fresno, Calif.); 8 - NCAA Regionals (Easton Stadium); 9 - NCAA Women's College World Series (Oklahoma City, Okla.)		

1999 (63-6, 22-6 Pac-10 - 1st)
NCAA CHAMPIONS

Head Coach: Sue Enquist

2/5 Santa Clara	W	14-1 (5)
2/5 Santa Clara	W	3-0
2/12 Mississippi State	W	5-0
2/12 Maryland	W	11-0 (5)
2/13 Utah	W	8-0 (5)
2/13 Texas	W	5-4 (8)
2/14 New Mexico State	W	2-0
2/17 CSUN	W	6-0
2/17 CSUN	W	8-0 (5)
2/19 Kent State	W	9-0 (6)
2/19 Hawai'i	W	10-2
2/20 Pacific	W	9-5
2/20 Florida International	W	5-0
2/21 Portland State	W	13-5 (6)
2/27 Sacramento State	W	8-2
2/27 Sacramento State	W	9-1 (5)
2/28 Long Beach State	W	6-1
2/28 Long Beach State	W	7-0
3/4 DePaul	W	1-0
3/5 Long Beach State	W	7-1
3/5 Oregon State	W	7-3
3/6 Creighton	W	16-4
3/6 Missouri	W	9-0 (6)
3/7 Fresno State	W	2-1
3/12 Mercer	W	8-0 (6)
3/12 Alabama	W	1-0
3/12 Winthrop	W	9-3
3/16 San Diego	W	7-0
3/16 San Diego	W	2-1
3/27 California	W	4-3
3/27 California	W	3-1
3/28 Stanford	W	1-0
3/28 Stanford	W	6-1
3/31 CSUN	W	2-1
3/31 CSUN	W	6-2
4/3 Washington	L	1-4
4/3 Washington	W	7-3
4/10 Arizona	W	6-2
4/10 Arizona	W	3-2
4/11 Arizona State	W	8-0 (5)
4/11 Arizona State	W	6-1
4/14 Loyola Marymount	W	3-0
4/14 Loyola Marymount	W	8-0 (6)
4/17 Oregon	W	6-1
4/17 Oregon	W	16-1 (5)
4/18 Oregon State	W	10-0 (5)
4/18 Oregon State	L	3-5
4/24 California	W	6-2
4/24 California	W	10-2
4/25 Stanford	W	12-1 (5)
4/25 Stanford	W	3-0
5/1 Oregon	W	5-2
5/1 Oregon	L	2-5
5/2 Oregon State	L	3-5
5/2 Oregon State	W	10-1 (5)
5/7 Arizona	L	4-6 (8)
5/7 Arizona	W	8-0 (5)
5/8 Arizona State	W	7-1
5/8 Arizona State	W	4-0
5/15 Washington	W	2-0

5/15 Washington	L	0-1
5/20 Alabama	W	7-0
5/21 Creighton	W	14-0
5/22 Minnesota	W	5-0
5/23 Missouri	W	12-5
5/27 DePaul	W	3-2 (9)
5/28 Fresno State	W	1-0
5/30 DePaul	W	2-1 (8)
5/31 Washington	W	3-2
1 - Pac-10 Games; 2 - Fiesta Bowl Classic (Tempe, Ariz.); 3 - UNLV Softball Classic (Las Vegas, Nev.); 4 - Fresno State Classic (Fresno, Calif.); 5 - Frost Cutlery Tournament (Chattanooga, Tenn.); 6 - NCAA Regionals (Easton Stadium); 7 - NCAA Women's College World Series (Oklahoma City, Okla.)		

1998 (18-27, 8-18 Pac-10 - 7th)
Head Coach: Sue Enquist

1/24 Saint Mary's	W	7-1
1/24 Saint Mary's	W	5-2 (5)
1/25 Santa Clara	W	4-0
1/25 Santa Clara	W	7-1
1/31 Loyola Marymount	W	5-3
1/31 Loyola Marymount	W	3-0
2/19 Stanford	L	7-8 (9)
2/19 Long Beach State	L	1-3
2/20 Michigan	L	1-3
2/21 LSU	L	1-3
2/21 San Diego State	W	8-0 (5)
2/21 Eastern Michigan	W	3-0
3/6 Tennessee	L	2-3 (8)
3/6 Indiana	L	2-6
3/7 Kansas	W	6-3
3/8 Fresno State	L	2-3 (8)
3/10 Notre Dame	W	4-3 (10)
3/29 Stanford	L	0-2
3/29 Stanford	L	0-3
4/3 Arizona	L	3-16 (5)
4/3 Arizona	L	9-11
4/4 Arizona State	L	1-6
4/4 Arizona State	W	2-0
4/11 Washington	L	1-9 (5)
4/11 Washington	L	1-2
4/15 CSUN	L	0-9 (5)
4/15 CSUN	L	4-5
4/18 Oregon	L	5-6
4/18 Oregon	W	10-4
4/19 Oregon State	L	2-4
4/19 Oregon State	W	6-5
4/25 California	L	1-8
4/25 California	L	0-6
4/26 Stanford	L	2-3
4/26 Stanford	W	1-0
4/28 Washington	W	3-2
4/28 Washington	L	1-7
5/2 Oregon	W	7-4
5/2 Oregon	L	1-3
5/3 Oregon State	W	3-0
5/3 Oregon State	L	0-2
5/9 Arizona	L	0-2
5/9 Arizona	L	0-6
5/10 Arizona State	L	1-2
5/10 Arizona State	W	2-1
1 - Pac-10 Games; 2 - SDSU Campbell/Carter Classic (Poway, Calif.); 3 - Fresno State Classic (Fresno, Calif.)		

1997 (49-14, 21-7 Pac-10 - 2nd)
Head Coach: Sue Enquist

1/29 Loyola Marymount	W	3-0
1/29 Loyola Marymount	W	1-0
2/3 Saint Mary's	W	11-0 (5)
2/3 Saint Mary's	W	13-0 (5)
2/8 Fresno State	L	2-4
2/8 Fresno State	L	3-4

2/11 Long Beach State	W	3-2
2/11 Long Beach State	L	0-2
2/15 California	L	0-7
2/15 California	W	11-1 (5)
2/16 Stanford	W	1-0
2/16 Stanford	W	4-3
2/21 Utah	W	6-0
2/21 South Carolina	W	1-0
2/22 Texas State	W	16-0 (5)
2/22 Utah State	W	3-2 (8)
2/23 UNLV	W	9-1 (5)
2/28 Ball State	W	11-2 (5)
2/28 Illinois-Chicago	W	2-0
2/28 Oregon	W	19-0 (5)
3/1 San Diego State	W	13-0 (5)
3/1 Oklahoma State	W	6-2
3/2 Oregon State	W	5-0
3/2 Loyola Marymount	W	1-0
3/8 CSUN	W	9-2
3/8 CSUN	W	8-3
3/22 Oregon	W	13-1 (5)
3/22 Oregon	W	8-0
3/24 Oregon State	W	5-2
3/24 Oregon State	W	8-0
3/26 Stanford	L	5-6 (10)
3/26 Stanford	W	4-0
3/29 Arizona	L	1-4
3/29 Arizona	W	5-1
4/6 Cal Poly	L	0-1
4/6 Cal Poly	W	8-0
4/9 California	W	6-5
4/9 California	W	3-0 (8)
4/12 Washington	L	6-7
4/12 Washington	W	5-1
4/18 Arizona	L	0-11 (5)
4/18 Arizona	L	6-10
4/20 Arizona State	W	2-0
4/20 Arizona State	W	8-6
4/25 Oregon State	W	1-0
4/25 Oregon State	W	4-0
4/26 Oregon	W	2-0
4/26 Oregon	W	8-4
5/1 Washington	W	11-6
5/1 Washington	L	0-1
5/10 Arizona State	W	5-2
5/10 Arizona State	W	12-0 (5)
5/16 Nicholls State	W	3-0
5/17 Louisiana-Lafayette	L	1-4
5/17 Louisiana-Monroe	W	3-0
5/18 Louisiana-Lafayette	W	9-0 (5)
5/18 Louisiana-Lafayette	W	3-0
5/22 Fresno State	W	2-0 (8)
5/23 Arizona	L	0-2 (14)
5/24 Michigan	W	7-3
5/25 Washington	W	4-3
5/25 Washington	W	1-0
5/26 Arizona	L	2-10 (5)
1 - Pac-10 Games; 2 - UNLV Classic (Las Vegas, Nev.); 3 - SDSU Tournament (Encinitas, Calif.); 4 - NCAA Regionals (Lafayette, La.); 5 - NCAA Women's College World Series (Oklahoma City, Okla.)		

1996 (47-11, 20-7 Pac-10 - 3rd)
Co-Head Coaches: Backus & Enquist

1/27 Loyola Marymount	W	9-0 (5)
1/27 Loyola Marymount	W	5-4
2/4 Stanford	W	2-1
2/4 Stanford	W	11-1 (5)
2/10 California	W	7-0
2/10 California	L	2-5
2/13 UC Santa Barbara	W	1-0
2/13 UC Santa Barbara	W	12-0 (5)
2/24 Fresno State	W	4-1
2/24 Fresno State	L	4-5
3/2 Ohio State	W	9-0 (5)

YEAR-BY-YEAR RESULTS

3/2	Ohio State ²	W	13-0 (5)
3/3	Oregon State ²	W	10-2 (6)
3/3	Oregon State ²	W	11-3 (5)
3/8	Michigan State ³	W	6-3
3/8	Marshall ³	W	10-1 (5)
3/8	South Florida ³	W	8-0 (5)
3/9	Hofstra ³	W	9-0 (5)
3/9	Indiana State ³	W	9-0 (5)
3/10	Western Illinois ³	W	5-1
3/10	Florida State ³	W	4-0
3/10	Iowa ³	W	2-1
3/14	Arizona State ¹	L	3-4
3/14	Arizona State ¹	W	3-0
3/23	Oregon ¹	W	4-2
3/23	Oregon ¹	W	4-2
3/24	San Diego State	W	3-1
3/24	San Diego State	W	5-2
3/26	Oregon State ¹	W	8-0
3/26	Oregon State ¹	W	10-1
3/29	Arizona ¹	L	4-5
3/29	Arizona ¹	L	0-5
4/6	Washington ¹	L	1-4
4/6	Washington ¹	W	4-3 (8)
4/13	Arizona ¹	L	3-5
4/13	Arizona ¹	L	1-5
4/20	Arizona State ¹	W	5-0
4/20	Arizona State ¹	W	16-3
4/23	Santa Clara	W	1-0 (8)
4/23	Santa Clara	W	4-2
4/27	Oregon State ¹	W	3-0
4/27	Oregon State ¹	W	10-0 (6)
4/28	Oregon ¹	W	8-1
4/28	Oregon ¹	W	9-5
5/3	Stanford ¹	W	4-2 (10)
5/3	Stanford ¹	W	7-2
5/4	California ¹	W	2-0
5/4	California ¹	W	8-3
5/12	Washington ¹	W	8-5
5/17	Cal State Fullerton ⁴	L	1-5
5/18	Missouri State ⁴	W	8-2
5/18	CSUN ⁴	W	7-5
5/19	Cal State Fullerton ⁴	W	14-1 (5)
5/19	Cal State Fullerton ⁴	W	7-2
5/23	Michigan ⁵	W	2-0
5/24	Arizona ⁵	L	0-4
5/25	Louisiana-Lafayette ⁵	W	3-2
5/26	Washington ⁵	L	2-8

1 - Pac-10 Games; 2 - Easton/Reebok Invite (Easton Stadium); 3 - Speedline/USF Softball Classic (Tampa, Fla.); 4 - NCAA Regionals (Fullerton, Calif.); 5 - NCAA Women's College World Series (Columbus, Ga.)

1995 (43-6, 23-4 Pac-10 - 2nd)
Co-Head Coaches: Backus & Enquist

2/8	San Diego State	W	6-0
2/11	Arizona State ¹	W	8-0
2/11	Arizona State ¹	W	7-0
2/17	Fresno State ²	W	4-1
2/17	Long Beach State ²	W	3-0
2/17	San Diego State ²	W	6-2
2/18	California ²	W	9-0 (5)
2/18	Loyola Marymount ²	W	8-0 (6)
2/18	CSUN ²	W	7-2
2/19	Washington ²	W	6-2 (5)
2/22	UC Santa Barbara	W	10-0 (5)
2/22	UC Santa Barbara	W	10-3
2/25	Long Beach State	W	10-2 (5)
2/25	Long Beach State	W	9-0 (5)
3/3	Ohio State ³	W	5-0 (6)
3/4	Michigan ³	L	4-5 (8)
3/12	Arizona State ¹	W	8-1
3/12	Arizona State ¹	W	1-0
3/17	Arizona ¹	L	4-11
3/17	Arizona ¹	W	2-0
3/27	Washington ¹	W	5-3 (9)

3/27	Washington ¹	W	6-4
3/28	Oregon State ¹	W	10-0 (6)
3/28	Oregon State ¹	W	12-0 (5)
4/2	San Jose State	W	6-0
4/2	San Jose State	W	15-1 (6)
4/8	Arizona ¹	W	8-5
4/8	Arizona ¹	W	4-2
4/9	Sacramento State	W	2-0
4/9	Sacramento State	W	3-0
4/14	Oregon ¹	W	7-0
4/15	Oregon State ¹	W	13-1 (5)
4/15	Oregon State ¹	W	2-0
4/20	Stanford ¹	W	11-1 (6)
4/20	Stanford ¹	W	10-0 (6)
4/22	California ¹	W	2-0 (8)
4/22	California ¹	W	5-3
4/26	CSUN	W	2-0
4/26	CSUN	L	0-1 (10)
4/29	California ¹	L	0-2
4/30	Stanford ¹	W	11-1 (6)
4/30	Stanford ¹	W	14-1 (5)
5/1	Oregon ¹	W	13-1 (5)
5/1	Oregon ¹	W	5-0
5/2	California ¹	L	2-4
5/7	Washington ¹	W	3-0
5/7	Washington ¹	L	0-1
5/13	Cal Poly	W	7-0
5/13	Cal Poly	W	2-1

1 - Pac-10 Games; 2 - SDSU Campbell/Cartier Classic (Poway, Calif.); 3 - UCLA Easton/Reebok Invitational (Easton Stadium)

1994 (43-14, 16-6 Pac-10 - 2nd)
Co-Head Coaches: Backus & Enquist

2/12	Arizona State ¹	L	1-2
2/12	Arizona State ¹	W	4-3
2/15	UC Santa Barbara	W	6-0
2/15	UC Santa Barbara	W	6-2
2/25	UNLV ²	W	5-0
2/25	South Carolina ²	W	10-2 (6)
2/26	Sacramento State ²	W	2-0
2/27	Hawai'i ²	L	0-1
2/27	South Carolina ²	W	8-1
3/4	California ¹	W	2-0
3/4	California ¹	W	7-5
3/10	South Florida	W	10-0 (5)
3/11	Penn State ³	W	6-0
3/11	Notre Dame ³	W	12-0 (5)
3/11	Illinois-Chicago ³	W	2-0
3/12	Florida State ³	W	3-0
3/12	Robert Morris ³	W	6-2
3/13	South Carolina ³	W	5-0
3/13	Oklahoma ³	W	3-0
3/13	Oklahoma State ³	L	2-8
3/16	Long Beach State	W	4-0
3/16	Long Beach State	W	4-1
3/20	Oregon State ¹	W	9-2
3/20	Oregon State ¹	W	2-0
3/28	Washington ¹	W	3-1
3/28	Washington ¹	W	6-3
3/29	Oregon ¹	W	1-0
3/29	Oregon ¹	W	2-0
4/2	Arizona ¹	L	2-11
4/2	Arizona ¹	L	1-7
4/6	CSUN	L	1-2
4/6	CSUN	L	1-6
4/9	Arizona State ¹	W	3-0
4/9	Arizona State ¹	W	10-1
4/12	Fresno State	L	2-6
4/12	Fresno State	W	5-2
4/16	Washington ¹	W	4-1
4/16	Washington ¹	W	6-1 (8)
4/21	San Jose State	W	9-1 (5)
4/21	San Jose State	W	6-0
4/30	Arizona ¹	L	1-3 (12)
4/30	Arizona ¹	L	2-4

5/7	Santa Clara	W	8-0 (5)
5/7	Santa Clara	W	7-0
5/10	Oregon State ¹	W	7-0
5/10	Oregon State ¹	W	5-0
5/11	Oregon ¹	L	2-3
5/11	Oregon ¹	W	2-1
5/20	Georgia State ⁴	W	2-1
5/21	UNLV ⁴	L	0-1 (9)
5/21	South Carolina ⁴	W	3-1
5/22	UNLV ⁴	W	2-1 (8)
5/22	UNLV ⁴	W	3-2
5/26	Fresno State ⁵	L	0-1
5/28	Illinois-Chicago ⁵	W	9-0 (5)
5/28	Utah ⁵	W	11-1
5/29	Arizona ⁵	L	2-5

1 - Pac-10 Games; 2 - UNLV Spring Fling (Las Vegas, Nev.); 3 - USF Softball Classic (Tampa, Fla.); 4 - NCAA Regionals (Columbia, S.C.); 5 - NCAA Women's College World Series (Oklahoma City, Okla.)

1993 (50-5, 25-1 Pac-10 - 1st)
Co-Head Coaches: Backus & Enquist

2/11	CSUN	L	1-2
2/11	CSUN	W	7-2 (6)
2/13	Fresno State	W	1-0 (9)
2/13	Fresno State	W	2-1 (6)
2/19	UNLV ²	W	3-1
2/19	Utah State ²	W	1-0
2/20	Fresno State ²	W	4-0
2/21	Oklahoma State ²	W	7-0
2/21	Illinois State ²	W	3-0
2/26	Utah ³	W	5-0
2/26	CSUN ³	W	6-0
3/4	UC Santa Barbara	W	1-0
3/4	UC Santa Barbara	W	3-0
3/6	Cal Poly Pomona	L	0-1
3/6	Cal Poly Pomona	W	10-0 (6)
3/13	Oregon State ¹	W	16-0 (5)
3/13	Oregon State ¹	W	7-1
3/18	DePaul	W	5-1
3/18	DePaul	W	7-0
3/21	Oregon State ¹	W	11-1 (6)
3/21	Oregon State ¹	W	4-0
3/29	Oregon ¹	W	3-0
3/29	Oregon ¹	W	2-1
4/3	Arizona State ¹	W	3-0
4/3	Arizona State ¹	W	6-0
4/4	Arizona ¹	L	0-2
4/4	Arizona ¹	W	5-1
4/9	Stanford ¹	W	12-0 (5)
4/9	Stanford ¹	W	21-0 (5)
4/10	California ¹	W	1-0 (11)
4/10	California ¹	W	5-0
4/13	Long Beach State	W	1-0
4/13	Long Beach State	W	2-0
4/16	Washington ¹	W	1-0
4/16	Washington ¹	W	10-2
4/18	Washington ¹	W	3-0
4/18	Washington ¹	W	4-0
4/24	Arizona State ¹	W	9-0
4/24	Arizona State ¹	W	1-0
4/25	Arizona ¹	W	1-0
4/25	Arizona ¹	W	6-5
4/28	Cal Poly Pomona	W	2-0
4/28	Cal Poly Pomona	W	7-2
5/1	California ¹	W	2-0
5/1	California ¹	W	4-1
5/2	Stanford ¹	W	17-0 (5)
5/2	Stanford ¹	W	19-0 (5)
5/21	Cal State Fullerton ⁴	W	2-1 (9)
5/22	Cal State Fullerton ⁴	W	1-0
5/27	Connecticut ⁵	W	3-0
5/29	Oklahoma State ⁵	L	0-1 (13)
5/29	CSUN ⁵	W	2-0
5/30	Oklahoma State ⁵	W	5-0

5/31	Louisiana-Lafayette ⁵	W	1-0
5/31	Arizona ⁵	L	0-1

1 - Pac-10 Games; 2 - Arizona State Coke Classic (Phoenix, Ariz.); 3 - UNLV Spring Fling (Las Vegas, Nev.); 4 - NCAA Regionals (Sunset Field); 5 - NCAA Women's College World Series (Oklahoma City, Okla.)

1992 (54-2, 14-2 Pac-10 - 2nd)
NCAA CHAMPIONS
Co-Head Coaches: Backus & Enquist

2/5	CSUN	W	3-0
2/5	CSUN	W	2-0
2/14	Pacific ²	W	10-0 (5)
2/14	Minnesota ²	W	6-0
2/14	Texas A&M ²	W	5-3
2/15	New Mexico State ²	W	15-0 (5)
2/15	Long Beach State ²	W	3-1
2/16	Ohio State ²	W	1-0
2/20	Minnesota ³	W	1-0
2/20	Saint Mary's ³	W	9-0
2/21	Long Beach State ³	W	4-3
2/21	CSUN ³	W	3-0
2/21	San Diego State ³	W	9-0 (5)
2/22	South Florida ³	W	6-0
2/23	Minnesota ³	W	5-0
2/23	Long Beach State ³	W	4-3
2/29	Long Beach State	W	2-0
2/29	Long Beach State	W	4-0
3/4	Cal Poly Pomona	W	2-0
3/4	Cal Poly Pomona	W	6-0
3/7	Arizona State ¹	W	6-2
3/7	Arizona State ¹	W	1-0
3/24	Oregon State ¹	W	1-0 (8)
3/24	Oregon State ¹	W	4-0
3/26	San Diego State ⁴	W	6-1
3/27	New Mexico ⁴	W	6-0
3/27	Nebraska ⁴	W	6-1
3/27	Utah State ⁴	W	1-0 (9)
3/28	California ⁴	W	6-1
3/28	Kansas ⁴	W	10-0 (6)
3/29	Kansas ⁴	W	14-2
4/2	Hawai'i	W	2-0
4/2	Hawai'i	W	3-0
4/7	Arizona ¹	L	0-1
4/7	Arizona ¹	W	1-0
4/11	California ¹	W	1-0
4/11	California ¹	W	3-1 (9)
4/18	Oregon State ¹	W	2-0
4/18	Oregon State ¹	W	6-0
4/19	Oregon ¹	W	4-1
4/19	Oregon ¹	W	4-1
4/21	Cal Poly Pomona	W	3-0
4/21	Cal Poly Pomona	W	17-0
4/25	California ¹	W	2-0
4/25	California ¹	W	4-3 (12)
4/26	Sacramento State	W	4-0
4/26	Sacramento State	W	7-0
5/9	Arizona ¹	W	1-0
5/9	Arizona ¹	L	0-7
5/15	Utah ⁵	W	1-0
5/16	Utah ⁵	W	7-2 (10)
5/21	Massachusetts ⁶	W	4-0
5/23	California ⁶	W	10-0 (5)
5/24	Fresno State ⁶	W	4-0
5/24	Massachusetts ⁶	W	11-1 (5)
5/25	Arizona ⁶	W	2-0

1 - Pac-10 Games; 2 - Arizona Softball Classic (Tucson, Ariz.); 3 - SDSU Spring Classic (Escondido, Calif.); 4 - National Invitational Softball Tournament (San Jose, Calif.); 5 - NCAA Regionals (Sunset Field); 6 - NCAA Women's College World Series (Oklahoma City, Okla.)

YEAR-BY-YEAR RESULTS

1991 (56-7, 16-4 Pac-10 - 1st)

Co-Head Coaches: Backus & Enquist

2/2 UC Santa Barbara	W	5-0
2/2 UC Santa Barbara	W	2-0
2/6 CSUN	W	4-0
2/6 CSUN	W	3-0 (6)
2/12 Long Beach State	W	1-0
2/12 Long Beach State	W	7-0
2/14 New Mexico State ²	W	4-0
2/14 California ²	W	6-3
2/15 Sacramento State ²	W	8-0 (6)
2/15 Pacific ²	W	2-0
2/15 Florida State ²	W	5-2
2/16 Texas-Arlington ²	W	3-0
2/17 Cal State Fullerton ²	W	4-0
2/17 Oregon ²	W	5-1
2/17 Arizona State ²	W	6-0
2/26 Cal Poly Pomona	W	1-0
2/26 Cal Poly Pomona	W	1-0
3/2 Utah ³	W	5-3
3/2 Iowa State ³	W	9-0 (5)
3/2 UNLV ³	W	1-0 (8)
3/3 Ohio State ³	W	2-0
3/3 Sacramento State ³	W	6-0
3/7 New Mexico	W	7-0
3/7 New Mexico	W	5-1
3/10 San Diego State	W	5-0
3/10 San Diego State	W	6-0
3/25 Oregon ¹	W	5-0
3/25 Oregon ¹	W	10-0 (5)
3/26 Oregon State ¹	W	10-0 (5)
3/28 Sacramento State ⁴	W	8-0
3/28 UC Santa Barbara ⁴	W	5-4
3/29 Hawai'i ⁴	W	3-0
3/30 UC Santa Barbara ⁴	L	0-1 (9)
3/30 Sacramento State ⁴	W	10-1
4/6 Arizona ¹	W	3-0
4/6 Arizona ¹	W	5-0
4/8 Arizona State ¹	W	3-0
4/8 Arizona State ¹	W	2-0
4/12 California ¹	L	0-2
4/12 California ¹	L	0-1 (11)
4/13 Sacramento State	W	1-0
4/13 Sacramento State	W	5-1
4/16 Cal Poly Pomona	W	3-2
4/16 Cal Poly Pomona	W	8-0
4/20 Oregon State ¹	W	7-1
4/20 Oregon State ¹	W	6-0
4/20 Oregon State ¹	W	3-0
4/21 Oregon ¹	W	7-0
4/21 Oregon ¹	W	4-0
4/26 California ¹	W	1-0
4/26 California ¹	W	1-0 (8)
5/4 Arizona State ¹	L	1-2 (8)
5/4 Arizona State ¹	W	4-3
5/5 Arizona ¹	W	2-1 (8)
5/5 Arizona ¹	L	0-1
5/17 Central Michigan ⁵	W	4-0
5/18 Central Michigan ⁵	W	5-0
5/23 Florida State ⁶	W	1-0
5/24 Arizona ⁶	L	0-1 (9)
5/25 Missouri ⁶	W	5-0
5/25 Long Beach State ⁶	W	1-0 (11)
5/26 Fresno State ⁶	W	5-1 (13)
5/26 Arizona ⁶	L	1-5

1 - Pac-10 Games; 2 - Arizona Tournament (Tucson, Ariz.); 3 - UNLV Spring Fling Classic (Las Vegas, Nev.); 4 - Hawaii Tournament (Honolulu, Hawaii); 5 - NCAA Regionals (Sunset Field); 6 - NCAA Women's College World Series (Oklahoma City, Okla.)

1990 (62-7, 16-2 Pac-10 - 1st)

NCAA CHAMPIONS

Co-Head Coaches: Backus & Enquist

2/3 U.S. International	W	2-0 (8)
2/3 U.S. International	L	2-3
2/10 Cal State Fullerton ²	W	1-0
2/10 Fresno State ²	W	2-1

2/11 Fresno State ²	W	5-1
2/11 Cal State Fullerton ²	L	0-2
2/15 Kansas ³	W	10-2 (6)
2/15 New Mexico State ³	W	2-0
2/16 Toledo ³	W	4-0
2/16 Oklahoma ³	W	7-1
2/16 Utah ³	W	11-0 (5)
2/17 Arizona State ³	W	1-0
2/17 Cal State Fullerton ³	L	0-5
2/18 Utah ³	W	3-0
2/18 Long Beach State ³	W	7-2
2/18 Oregon ³	W	2-0
2/23 Long Beach State	W	5-0
2/23 Long Beach State	W	1-0
2/25 San Diego State	W	5-1
2/25 San Diego State	W	5-0
2/27 Cal Poly Pomona	W	4-0
2/27 Cal Poly Pomona	W	2-0
3/2 San Diego State ⁴	W	4-0
3/2 CSUN ⁴	W	2-1
3/2 Southern Utah ⁴	W	11-0 (6)
3/3 Utah ⁴	L	1-3
3/3 Sacramento State ⁴	W	2-0
3/4 Southern Utah ⁴	W	3-1
3/4 Cal Poly Pomona ⁴	W	2-1
3/14 Hawai'i	W	3-0
3/14 Hawai'i	W	5-0
3/26 Oregon State ¹	W	5-0
3/26 Oregon State ¹	W	4-0
3/27 Oregon ¹	W	1-0
3/27 Oregon ¹	L	0-3 (8)
3/31 California ¹	W	2-0
3/31 California ¹	W	2-1
4/1 Santa Clara	W	2-0
4/1 Santa Clara	W	1-0
4/7 Arizona State ¹	W	6-1
4/7 Arizona State ¹	W	2-0
4/8 San Jose State	W	1-0
4/8 San Jose State	W	1-0 (10)
4/10 Cal Poly Pomona	W	5-0
4/10 Cal Poly Pomona	W	2-0
4/13 California ¹	W	1-0 (10)
4/13 California ¹	W	1-0
4/18 Arizona ¹	W	5-0
4/18 Arizona ¹	W	2-0
4/21 Oregon State ¹	W	4-0
4/21 Oregon State ¹	W	10-0 (5)
4/25 Cal State Fullerton	W	5-0
4/25 Cal State Fullerton	W	1-0
4/28 Sacramento State	W	6-1
4/28 Sacramento State	W	3-0
5/3 Arizona State ¹	W	2-0
5/3 Arizona State ¹	W	4-0
5/5 Arizona ¹	L	2-3
5/5 Arizona ¹	W	3-2
5/9 U.S. International	W	10-1
5/9 U.S. International	W	6-1
5/18 Northern Iowa ⁵	W	2-0
5/19 Northern Iowa ⁵	W	4-0
5/23 Kent State ⁶	W	4-0
5/25 Long Beach State ⁶	W	6-0
5/26 Oklahoma State ⁶	W	2-1
5/27 Florida State ⁶	W	3-0
5/27 Fresno State ⁶	L	0-1
5/28 Fresno State ⁶	W	2-0

1 - Pac-10 Games; 2 - Big West/Pac-10 Showdown (Fullerton, Calif.); 3 - Arizona Tournament (Tucson, Ariz.); 4 - UNLV Spring Fling Classic (Las Vegas, Nev.); 5 - NCAA Regionals (Sunset Field); 6 - NCAA Women's College World Series (Oklahoma City, Okla.)

1989 (48-4, 18-2 Pac-10 - 1st)

NCAA CHAMPIONS

Co-Head Coaches: Backus & Enquist

2/2 Saint Mary's	W	10-0 (6)
2/2 Saint Mary's	W	8-0
2/6 San Francisco	W	9-0
2/6 San Francisco	W	11-0 (5)

2/18 UC Santa Barbara	W	4-0
2/18 UC Santa Barbara	W	2-0 (8)
2/24 U.S. International ²	W	1-0
2/24 San Francisco ²	W	9-0
2/26 Fresno State ²	L	0-2
3/1 Long Beach State	W	5-0
3/1 Long Beach State	W	2-0
3/6 Cal Poly Pomona	W	2-1 (11)
3/6 Cal Poly Pomona	W	2-1
3/10 California ¹	W	1-0
3/10 California ¹	W	2-0
3/11 Arizona ¹	W	2-1
3/11 Arizona ¹	W	6-2
3/27 Oregon State ¹	W	3-0
3/27 Oregon State ¹	W	6-0
3/30 Oregon ¹	W	1-0
3/30 Oregon ¹	L	0-1
4/1 Saint Mary's	W	1-0
4/1 Saint Mary's	W	6-0
4/2 California ¹	W	7-2
4/2 California ¹	W	2-0
4/12 Cal Poly Pomona	W	4-1
4/12 Cal Poly Pomona	W	1-0 (8)
4/15 U.S. International	W	8-0
4/15 U.S. International	W	8-0
4/16 Fresno State	W	2-1
4/16 Fresno State	W	2-1
4/21 Arizona State ¹	W	4-0
4/21 Arizona State ¹	W	1-0
4/22 Arizona ¹	W	4-2
4/22 Arizona ¹	L	1-2
4/25 Cal State Fullerton	L	6-7 (15)
4/25 Cal State Fullerton	W	2-1 (9)
4/29 U.S. International	W	8-0
4/29 U.S. International	W	12-0
5/5 Oregon State ¹	W	2-0
5/5 Oregon State ¹	W	6-0
5/6 Oregon ¹	W	3-2
5/6 Oregon ¹	W	2-0
5/13 Arizona State ¹	W	1-0 (8)
5/13 Arizona State ¹	W	4-1
5/19 Long Beach State ³	W	5-1
5/20 Long Beach State ³	W	3-0
5/24 South Carolina ⁴	W	3-0
5/26 Cal Poly Pomona ⁴	W	9-0
5/27 Oklahoma State ⁴	W	2-1
5/27 Arizona ⁴	W	3-0
5/28 Fresno State ⁴	W	1-0

1988 (53-8, 15-3 Pac-10 - 1st)

NCAA CHAMPIONS

Head Coach: Sharron Backus

2/12 UC Santa Barbara	W	4-0
2/12 UC Santa Barbara	W	5-0 (3)
2/14 Fresno State	W	5-1
2/14 Fresno State	W	5-3
2/20 U.S. International	L	0-1 (10)
2/20 U.S. International	W	4-0
2/24 UC Santa Barbara	W	8-2
2/24 UC Santa Barbara	W	2-1
2/27 California ¹	W	6-0
2/27 California ¹	W	2-0
2/28 San Francisco	W	9-1
2/28 San Francisco	W	8-0
3/2 Long Beach State	W	1-0 (8)
3/2 Long Beach State	L	0-2
3/5 Cal Poly Pomona	W	1-0 (13)
3/5 Cal Poly Pomona	W	3-1
3/11 Western Illinois	W	3-0
3/11 Western Illinois	W	1-0
3/20 Oregon ¹	W	1-0
3/20 Oregon ¹	L	0-2
3/21 Oregon State ¹	W	2-1 (10)
3/21 Oregon State ¹	W	8-1
3/25 Creighton ²	W	9-0

3/25 Northwestern ²	W	4-1
3/25 Adelphi ²	W	1-0
3/26 New Mexico ²	W	4-0
3/26 California ²	W	1-0
3/27 Adelphi ²	W	1-0
3/27 Nebraska ²	W	9-0
3/29 Nevada	W	14-0 (5)
3/29 Nevada	W	12-1 (5)
3/30 Northwestern	W	5-1
3/30 Northwestern	W	2-0
4/2 Arizona State ¹	W	14-1 (6)
4/2 Arizona State ¹	W	1-0
4/4 Arizona ¹	W	1-0
4/4 Arizona ¹	L	0-1 (10)
4/8 Cal State Fullerton	W	6-1
4/8 Cal State Fullerton	L	4-6
4/13 Hawai'i	W	8-0
4/13 Hawai'i	W	5-0
4/16 U.S. International	W	1-0
4/16 U.S. International	W	3-1
4/22 Arizona State ¹	W	3-0
4/22 Arizona State ¹	W	4-3
4/25 Arizona ¹	W	1-0
4/25 Arizona ¹	W	2-0
5/6 California ¹	W	4-0
5/6 California ¹	L	0-1 (9)
5/7 Oregon ¹	W	3-2 (10)
5/7 Oregon ¹	W	5-1
5/14 Cal Poly Pomona	L	1-2
5/14 Cal Poly Pomona	W	1-0
5/20 Cal State Fullerton ³	W	3-0
5/21 Cal State Fullerton ³	W	2-0
5/25 Northern Illinois ⁴	W	1-0
5/27 Fresno State ⁴	W	6-1
5/28 Arizona ⁴	W	5-0
5/28 Cal Poly Pomona ⁴	W	4-1
5/29 Fresno State ⁴	L	1-2
5/29 Fresno State ⁴	W	3-0

1987 (50-10, 7-3 Pac-10 - 2nd)

Head Coach: Sharron Backus

2/11 Loyola Marymount	W	10-0 (5)
2/11 Loyola Marymount	W	12-0
2/20 U.S. International	W	8-0
2/20 U.S. International	W	7-1
2/25 UC Santa Barbara	W	2-1
2/25 UC Santa Barbara	W	2-1
2/27 San Diego State	W	4-0
2/27 San Diego State	W	3-0
3/4 Pacific	W	1-0
3/4 Pacific	W	6-2
3/6 Colorado State ²	W	4-0
3/6 Nevada ²	W	5-2
3/6 UNLV ²	W	9-0
3/8 Oregon ²	W	7-0
3/23 Utah State	L	0-2
3/23 Utah State	W	3-2
3/25 Michigan	W	10-2
3/25 Michigan	W	4-0
3/27 Oklahoma State ³	W	2-0
3/27 New Mexico ³	W	3-0
3/27 Santa Clara ³	W	8-1
3/28 Utah ³	W	6-0
3/28 California ³	W	3-1
3/29 Nebraska ³	L	1-3
3/31 Long Beach State	W	4-0
3/31 Long Beach State	W	4-0
4/3 Northwestern	L	0-2
4/3 Northwestern	W	3-2 (8)
4/5 Fresno State	W	5-0
4/5 Fresno State	W	3-0
4/10 California ¹	L	0-3
4/10 California ¹	L	0-1
4/12 Nevada	W	3-0

4/12 Nevada	W	7-0
4/15 Cal Poly Pomona	W	6-2 (10)
4/15 Cal Poly Pomona	L	3-4 (10)
4/18 U.S. International	W	2-0
4/18 U.S. International	W	1-0 (8)
4/23 Cal State Fullerton	W	3-1
4/23 Cal State Fullerton	L	0-2
4/26 Oregon State ¹	W	3-1
4/26 Oregon State ¹	W	4-0
4/27 Oregon ¹	W	6-3
4/27 Oregon ¹	W	2-0
4/30 Arizona¹	W	1-0
4/30 Arizona¹	L	1-2
5/2 Arizona State¹	W	3-0
5/2 Arizona State¹	W	2-0
5/4 Cal Poly Pomona	W	6-0
5/4 Cal Poly Pomona	W	2-1
5/6 Loyola Marymount	W	8-1
5/6 Loyola Marymount	W	10-0 (5)
5/15 Long Beach State⁴	W	1-0
5/16 Long Beach State⁴	W	2-0
5/20 Arizona State ⁵	W	1-0 (9)
5/22 Nebraska ⁵	W	3-0
5/23 Texas A&M ⁵	W	1-0
5/23 Cal State Fullerton ⁵	W	1-0
5/24 Texas A&M ⁵	L	0-1
5/24 Texas A&M ⁵	L	1-4

1986 (28-15, 10-2 PacWest - 1st)

Head Coach: Sharron Backus

2/20 CS Dominguez Hills	W	1-0
2/20 CS Dominguez Hills	W	2-1 (11)
2/22 Cal Poly Pomona	L	0-3
2/22 Cal Poly Pomona	L	2-3
2/26 Long Beach State	L	1-3
2/26 Long Beach State	L	1-2 (8)
3/1 Stanford ¹	W	2-0
3/1 Stanford ¹	W	6-0
3/2 San Francisco State	W	16-0 (5)
3/2 San Francisco State	W	19-0 (5)
3/6 South Florida ²	W	6-5 (8)
3/7 Wichita State ²	W	1-0
3/7 UNLV ²	W	10-2
3/7 Oregon ²	W	4-0
3/8 Oklahoma State ²	L	2-3 (10)
3/9 Cal State Fullerton ²	L	1-2 (10)
3/15 Texas A&M	L	0-1 (10)
4/4 Arizona State¹	W	3-1
4/4 Arizona State¹	W	3-0
4/5 Arizona¹	L	1-2
4/9 UC Santa Barbara	W	4-0
4/9 UC Santa Barbara	W	1-0
4/12 U.S. International	L	0-1
4/12 U.S. International	L	2-3
4/14 UNLV	W	1-0
4/14 UNLV	W	3-0
4/15 Arizona¹	L	0-2
4/19 Cal Poly Pomona	W	1-0
4/19 Cal Poly Pomona	L	1-5
4/23 UC Santa Barbara	L	0-1
4/23 UC Santa Barbara	W	6-0
4/24 Stanford¹	W	1-0
4/24 Stanford¹	W	1-0
4/26 Cal State Fullerton	L	2-3
4/26 Cal State Fullerton	W	6-0
4/29 Hawai'i	W	7-0
4/29 Hawai'i	L	3-4
5/2 Arizona ¹	W	5-0
5/2 Arizona ¹	W	4-0
5/3 Arizona State ¹	W	6-2
5/3 Arizona State ¹	W	4-1
5/10 U.S. International	W	5-0
5/10 U.S. International	W	5-0

1 - PacWest Games; 2 - UNLV Softball Classic (Las Vegas, Nev.); 3 - National Invitational Softball Tournament (San Jose, Calif.); 4 - NCAA Regionals (Sunset Field); 5 - NCAA Women's College World Series (Omaha, Neb.)

1985 (41-9, 9-3 WCAA - 2nd)

NCAA CHAMPIONS
Head Coach: Sharron Backus

2/12 Chapman	W	3-0
2/12 Chapman	W	2-0
2/15 Cal Poly	W	2-0
2/15 Cal Poly	W	4-0
2/19 CS Dominguez Hills	W	2-0
2/19 CS Dominguez Hills	W	1-0
2/23 CSUN	W	1-0 (8)
2/23 CSUN	W	7-1
3/10 UNLV	W	2-0
3/24 Oregon State	W	3-0
3/24 Oregon State	W	3-0
3/29 Hawai'i ²	L	0-1
3/30 Oregon ²	W	1-0 (9)
3/31 Pacific ²	W	7-2
3/31 UC Santa Barbara ²	W	4-0 (6)
4/3 Stanford ¹	W	6-0
4/3 Stanford ¹	W	6-0
4/5 Oregon State ³	W	1-0
4/6 San Francisco ³	W	3-1
4/7 California ³	W	2-1 (8)
4/7 Oregon State ³	W	2-0
4/9 Long Beach State¹	W	1-0
4/9 Long Beach State¹	W	2-0
4/13 Cal Poly Pomona	L	0-1 (8)
4/13 Cal Poly Pomona	L	0-1
4/23 San Diego State¹	W	1-0
4/23 San Diego State¹	W	3-0
4/26 UC Santa Barbara ⁴	W	2-0
4/26 UC Santa Barbara ⁴	W	6-0
4/27 UC Santa Barbara	W	6-0
4/27 UC Santa Barbara	W	3-0
4/29 U.S. International	W	1-0 (8)
4/29 U.S. International	W	3-0
5/3 Arizona State ¹	L	1-3
5/3 Arizona State ¹	W	1-0
5/4 Arizona ¹	W	3-0
5/4 Arizona ¹	W	1-0
5/7 Cal Poly Pomona	W	1-0
5/7 Cal Poly Pomona	L	0-1 (8)
5/11 Cal State Fullerton ¹	L	1-2
5/11 Cal State Fullerton ¹	L	0-1
5/16 Pacific ⁵	L	1-3
5/17 Pacific ⁵	W	3-0
5/17 Pacific ⁵	W	2-0
5/22 Utah ⁶	W	1-0
5/24 Cal State Fullerton ⁶	L	0-2
5/25 Northwestern ⁶	W	1-0
5/25 Nebraska ⁶	W	3-0
5/26 Cal State Fullerton ⁶	W	1-0
5/26 Nebraska ⁶	W	2-1 (9)

1 - WCAA Games; 2 - Hawaii Tournament (Honolulu, Hawaii); 3 - Cal Invitational (Berkeley, Calif.); 4 - Games played in Santa Maria, Calif.; 5 - NCAA Regionals (Santa Maria, Calif.); 6 - NCAA Women's College World Series (Omaha, Neb.)

1984 (45-6-1, 7-3 WCAA - 1st)

NCAA CHAMPIONS
Head Coach: Sharron Backus

2/21 CSUN	L	0-1
2/21 CSUN	W	5-2
2/24 Michigan	W	2-0
2/24 Michigan	W	7-1
2/28 UC Santa Barbara	W	4-1
2/28 UC Santa Barbara	W	9-0
2/29 U.S. International	W	3-0
2/29 U.S. International	W	3-0
3/6 CS Dominguez Hills	W	2-0
3/6 CS Dominguez Hills	W	2-0
3/8 Pacific	W	2-0
3/8 Pacific	W	3-0
3/10 San Diego State	W	3-0
3/10 San Diego State	W	2-0 (8)
3/13 Long Beach State	W	1-0 (8)
3/13 Long Beach State	W	1-0

3/16 Creighton	W	1-0 (14)
3/16 Creighton	W	2-0
3/26 California	W	1-0
3/26 California	W	4-0
3/30 Arizona¹	W	1-0 (10)
3/30 Arizona¹	W	1-0
3/31 Arizona State¹	L	1-2
3/31 Arizona State¹	W	1-0
4/3 Cal Poly Pomona	W	1-0 (10)
4/3 Cal Poly Pomona	W	1-0
4/6 Chapman	W	1-0
4/6 Chapman	W	6-1
4/10 Long Beach State ¹	L	0-1 (11)
4/10 Long Beach State ¹	W	2-1
4/13 Northern Colorado ²	W	6-0
4/13 Northern Colorado ²	W	5-0
4/14 Utah State ²	W	3-0
4/14 Utah State ²	L	0-2
4/15 New Mexico ²	W	3-1
4/15 New Mexico ²	W	3-0
4/19 UC Santa Barbara	W	2-0
4/19 UC Santa Barbara	W	3-0
4/21 Cal Poly Pomona	W	1-0 (13)
4/21 Cal Poly Pomona ³	T	0-0 (8)
4/24 San Diego State ¹	W	2-0
4/24 San Diego State ¹	W	2-0
5/7 Cal State Fullerton¹	L	4-5
5/7 Cal State Fullerton¹	W	2-0 (8)
5/17 Arizona State⁴	W	1-0
5/18 Arizona State⁴	W	3-0
5/23 Utah State ⁵	W	6-0
5/26 Northwestern ⁵	W	1-0 (9)
5/28 Texas A&M ⁵	L	0-2
5/28 Nebraska ⁵	W	1-0
5/29 Texas A&M ⁵	W	1-0
5/29 Texas A&M ⁵	W	1-0 (13)

1 - WCAA Games; 2 - New Mexico Invitational (Las Cruces, N.M.); 3 - Game called due to darkness; 4 - NCAA Regionals (Mayfair Park); 5 - NCAA Women's College World Series (Omaha, Neb.)

1983 (40-7, 17-3 WCAA - 1st)

Head Coach: Sharron Backus

2/16 CS Dominguez Hills	W	6-0
2/16 CS Dominguez Hills	W	1-0
2/23 CSUN	W	4-0
2/23 CSUN	W	3-0 (8)
3/7 Creighton	W	7-0
3/7 Creighton	W	1-0 (11)
3/9 UC Santa Barbara	W	1-0
3/9 UC Santa Barbara	W	4-0
3/12 Cal Poly Pomona	W	2-0 (9)
3/12 Cal Poly Pomona	L	2-3
4/1 Arizona State ¹	L	1-2 (8)
4/1 Arizona State ¹	W	2-0
4/2 Arizona ¹	W	4-0
4/2 Arizona ¹	W	5-0
4/5 Cal State Fullerton¹	W	4-1
4/5 Cal State Fullerton¹	L	0-5
4/8 Idaho State ²	W	1-0 (8)
4/8 San Francisco ²	W	4-0
4/9 Oregon State ²	W	1-0
4/10 U.S. International ²	L	0-2
4/12 Long Beach State¹	W	8-0
4/12 Long Beach State¹	W	2-1
4/15 San Diego State ¹	W	1-0
4/15 San Diego State ¹	W	2-0
4/16 U.S. International	W	4-0
4/16 U.S. International	W	5-0
4/19 Cal Poly Pomona	W	2-0
4/19 Cal Poly Pomona	W	2-0
4/26 UC Santa Barbara	W	4-0
4/26 UC Santa Barbara	W	3-1
4/30 Arizona State¹	W	3-0
4/30 Arizona State¹	W	1-0
5/1 Arizona¹	W	1-0
5/1 Arizona¹	W	1-0 (8)
5/3 Cal State Fullerton ¹	L	0-1
5/3 Cal State Fullerton ¹	W	1-0

5/5 Long Beach State ¹	W	5-1
5/5 Long Beach State ¹	W	3-0
5/6 San Diego State¹	W	1-0 (12)
5/6 San Diego State¹	W	1-0
5/13 Rhode Island ³	W	1-0 (9)
5/14 Rhode Island ³	W	1-0 (12)
5/26 Missouri ⁴	W	1-0
5/26 Louisiana Tech ⁴	W	8-0
5/28 Cal State Fullerton ⁴	L	1-6
5/28 South Carolina ⁴	W	2-1 (17)
5/29 Texas A&M ⁴	L	0-1 (14)

1 - WCAA Games; 2 - Pacific Tournament (Stockton, Calif.); 3 - NCAA Regionals (Kingston, R.I.); 4 - NCAA Women's College World Series (Omaha, Neb.)

1982 (33-7-2, 15-4-1 WCAA - 2nd)

NCAA CHAMPIONS
Head Coach: Sharron Backus

2/23 CSUN	L	0-1
2/23 CSUN	W	3-0
3/6 San Diego State¹	W	4-0
3/6 San Diego State¹	W	2-1
3/8 Creighton	L	2-3
3/8 Creighton	W	1-0
3/9 Cal Poly Pomona	L	1-2 (9)
3/9 Cal Poly Pomona	W	1-0 (13)
3/12 Arizona ¹	W	2-0 (14)
3/12 Arizona ¹	W	5-0
3/13 Arizona State ¹	W	1-0 (14)
3/13 Arizona State ¹	W	1-0
3/24 Weber State	W	1-0
3/24 Weber State	W	1-0
3/31 California	W	3-0
4/8 Long Beach State¹	W	2-0
4/8 Long Beach State¹	W	4-0
4/14 San Diego State ¹	W	1-0
4/14 San Diego State ¹	W	3-0
4/16 U.S. International	W	2-0
4/16 U.S. International	W	1-0
4/20 Cal State Fullerton¹	L	1-3
4/20 Cal State Fullerton¹	T	0-0 (17)
4/23 Arizona State¹	W	1-0
4/23 Arizona State¹	W	1-0 (8)
4/24 Arizona¹	L	1-2
4/24 Arizona¹	W	1-0
4/28 Cal State Fullerton ¹	L	1-2 (17)
4/28 Cal State Fullerton ¹	L	0-1
4/30 Long Beach State ¹	W	4-0
4/30 Long Beach State ¹	W	6-1
5/3 Cal Poly Pomona	W	2-0
5/3 Cal Poly Pomona	T	0-0 (18)
5/5 UC Santa Barbara	W	3-0
5/5 UC Santa Barbara	W	6-1
5/14 Wyoming²	W	4-0
5/15 Wyoming²	W	5-0
5/27 Oklahoma State ³	W	2-1 (13)
5/29 Western Michigan ³	W	1-0
5/29 Arizona State ³	W	1-0
5/30 Cal State Fullerton ³	W	1-0 (10)
5/31 Fresno State ³	W	2-0 (8)

1 - WCAA Games; 2 - NCAA Regionals (Mayfair Park); 3 - NCAA Women's College World Series (Omaha, Neb.)

1981 (38-10, 10-5 WCAA - 2nd)

Head Coach: Sharron Backus

3/9 Oklahoma	W	3-2
3/9 Oklahoma	W	11-0
3/12 UNLV	W	7-0
3/12 UNLV	W	12-0
3/14 San Diego State¹	W	1-0
3/14 San Diego State¹	W	3-0
3/18 Long Beach State	W	13-1
3/18 Long Beach State	W	11-0
3/20 Cal State Fullerton ¹	L	0-2
3/20 Cal State Fullerton ¹	L	1-7
3/21 Weber State	W	1-0
3/21 Weber State	W	2-1

YEAR-BY-YEAR RESULTS

3/27	Arizona State ¹	W	2-0
3/27	Arizona State ¹	W	6-1
3/28	Arizona ¹	W	3-2
3/28	Arizona ¹	W	6-3
3/31	Cal Poly Pomona	W	1-0
3/31	Cal Poly Pomona	W	6-1
4/4	UNLV	W	12-0
4/4	UNLV	W	13-0
4/7	Chapman	W	2-0
4/7	Chapman	W	2-0
4/10	Texas A&M ²	W	2-1
4/11	Oklahoma State ²	W	4-1
4/11	Arizona State ²	W	5-1
4/12	Arizona State ²	W	3-1
4/15	Long Beach State	W	2-0
4/15	Long Beach State	W	3-1
4/17	Cal State Fullerton ¹	L	3-4
4/17	Cal State Fullerton ¹	L	2-3
4/22	San Diego State ¹	W	5-1
4/22	San Diego State ¹	W	5-1
4/24	Arizona ¹	W	4-2
4/24	Arizona ¹	W	6-0
4/25	Arizona State ¹	L	1-5
4/29	Cal Poly Pomona	L	1-3
4/29	Cal Poly Pomona	W	2-0
5/7	Fresno State ³	W	2-0
5/7	Cal State Fullerton ³	L	0-1
5/8	Cal Poly Pomona ³	W	1-0
5/8	Arizona State ³	L	0-1
5/21	South Carolina ⁴	W	3-0
5/22	Utah State ⁴	L	0-1
5/22	Creighton ⁴	W	2-1
5/23	Oklahoma State ⁴	W	5-0
5/23	California ⁴	W	2-0
5/23	Texas A&M ⁴	W	1-0
5/24	Cal State Fullerton ⁴	L	4-5

1 - WCAA Games; 2 - Texas A&M Tournament (College Station, Tex.); 3 - AIAW Regionals (Tempe, Ariz.); 4 - AIAW College World Series (Norman, Okla.)

1980 (24-13, 11-5 WCAA - 2ND)

Head Coach: Sharron Backus

3/8	UNLV	W	4-0
3/8	UNLV	W	4-1
3/10	Texas A&M	L	2-4 (13)
3/10	Texas A&M	L	0-1
3/13	San Diego State ¹	W	2-0
3/13	San Diego State ¹	W	5-0
3/21	Weber State	L	3-4
3/21	Weber State	W	9-0
3/25	Humboldt State	W	4-0
3/25	Humboldt State	W	9-0
3/27	California	W	1-0
3/27	California	L	1-4
3/29	San Diego State ¹	W	3-0
3/29	San Diego State ¹	W	5-0
4/2	Cal Poly Pomona	L	2-4 (24)
4/7	Chapman	W	3-0
4/7	Chapman	W	1-0
4/9	Cal State Fullerton ¹	W	3-0
4/9	Cal State Fullerton ¹	L	0-2
4/11	Arizona State ¹	L	0-1 (8)
4/11	Arizona State ¹	L	0-1
4/12	Arizona ¹	W	6-3
4/12	Arizona ¹	W	2-1
4/18	U.S. International	W	1-0
4/18	U.S. International	W	3-2
4/21	Chapman	W	3-0
4/21	Chapman	W	7-5 (8)
4/25	Arizona ¹	W	5-0
4/25	Arizona ¹	W	2-0
4/26	Arizona State ¹	W	1-0
4/26	Arizona State ¹	L	0-2
4/30	Cal Poly Pomona	L	0-1 (10)
4/30	Cal Poly Pomona	W	10-3
5/2	Cal State Fullerton ¹	W	7-1
5/2	Cal State Fullerton ¹	L	0-1
5/8	Cal State Fullerton ²	L	forfeit
5/8	California ²	L	0-2

1 - WCAA Games; 2 - AIAW Western Regionals (Fresno, Calif.)

1979 (24-9)

Head Coach: Sharron Backus

3/26	U.S. International	W	3-0
3/26	U.S. International	W	12-1
3/30	Stephen F. Austin ¹	W	6-1
3/31	Missouri ¹	W	4-1
3/31	Angelo State ¹	W	5-0
4/4	UC Santa Barbara	W	5-0
4/4	UC Santa Barbara	W	1-0 (8)
4/9	San Diego State	W	2-0 (9)
4/16	Chapman	W	1-0
4/16	Chapman	L	0-2
4/18	San Diego State	W	2-1
4/18	San Diego State	W	5-0
4/20	Sacramento State	W	3-0
4/20	Sacramento State	L	0-1 (13)
4/23	Cal Poly Pomona	L	0-2
4/23	Cal Poly Pomona	L	1-2
4/25	CSUN	L	0-4
4/25	CSUN	W	1-0 (11)
4/27	Chapman	W	8-0
4/27	Chapman	W	2-0
4/30	UC Santa Barbara	W	5-0
4/30	UC Santa Barbara	W	5-3
5/10	Fresno State ²	W	3-0
5/10	California ²	W	3-0
5/11	Chapman ²	W	7-6 (8)
5/12	Cal Poly Pomona ²	L	0-1 (12)
5/12	Cal Poly Pomona ²	L	1-2
5/24	Texas A&M ³	W	5-0
5/25	Kansas ³	W	2-0
5/25	Northern Colorado ³	W	2-0
5/26	Cal Poly Pomona ³	W	1-0
5/27	Texas Woman's Univ. ³	L	0-1
5/27	Texas Woman's Univ. ³	L	0-1

1 - Texas Woman's Tournament (Denton, Tex.); 2 - AIAW Western Regionals (Orange, Calif.); 3 - AIAW College World Series (Omaha, Neb.)

1978 (31-3)

AIAW CHAMPIONS
Head Coach: Sharron Backus

San Diego State	W	6-0
San Diego State	W	2-0
California	W	6-0
California	W	7-1
UC Riverside	W	8-0
UC Riverside	W	1-0
San Diego State	W	2-0
San Diego State	L	1-2
Chapman	W	3-1
Chapman	W	5-0
UC Santa Barbara	W	2-0
UC Santa Barbara	W	3-2 (14)
Long Beach State	W	5-1
Utah	W	5-0
Utah	W	8-2
Utah State	L	0-2
Utah State	W	6-2
Cal Poly Pomona	W	2-0
Cal Poly Pomona	W	4-1
UC Santa Barbara	W	4-1
UC Santa Barbara	W	3-2
UC Riverside	W	16-0 (5)
Cal Poly Pomona	W	1-0
Cal Poly Pomona	W	1-0
Nevada ¹	W	1-0 (9)
Sacramento State ¹	W	1-0 (12)
Chico State ¹	W	1-0
Cal Poly Pomona ¹	L	5-6
Cal Poly Pomona ¹	W	1-0 (8)
Texas Woman's Univ. ²	W	4-0
Missouri State ²	W	1-0
Utah State ²	W	7-0
Minnesota ²	W	3-0 (11)
Northern Colorado ²	W	3-0

1 - AIAW Western Regionals (Elk Grove, Calif.); 2 - AIAW College World Series (Omaha, Neb.)

1977 (17-10)

Head Coach: Sharron Backus

3/19	Utah State	W	8-7
4/1	CSUN	W	15-0
4/8	Chico State	W	6-3
4/8	Chico State	L	2-3
4/9	Sacramento State	L	1-4
4/9	Sacramento State	W	5-2
4/13	L.A. Valley College	W	11-9
4/14	San Diego State	W	10-0
4/14	San Diego State	W	14-3
4/15	Cal Poly	W	4-1
4/15	Cal Poly	L	0-1
4/16	Golden West College	L	4-5
4/19	Cal Poly Pomona	L	2-11
4/19	Cal Poly Pomona	W	6-3
4/21	Golden West College	W	3-0
4/22	Cerritos College	L	1-2
4/22	Cerritos College	L	3-16
4/25	UC Riverside	W	9-7
4/29	San Diego State	L	1-2
4/29	San Diego State	W	3-1
5/3	Cal Poly Pomona	W	7-3
5/5	UC Santa Barbara ¹	W	7-2
5/5	Nevada ¹	L	0-1
5/6	Cal Poly Pomona ¹	W	2-1
5/6	UC Santa Barbara ¹	W	7-1
5/7	Nevada ¹	W	1-0
5/7	Sacramento State ¹	L	3-5

1 - AIAW Western Regionals (Golden West College)

1976 (13-4, 9-1 SCWAC - 1st)

Head Coach: Sharron Backus

4/3	Cal Poly	W	6-3
4/3	Cal Poly	W	4-1
4/5	Chapman ¹	W	12-2
4/7	La Verne ¹	W	9-0
4/10	UC Santa Barbara ¹	W	7-1
4/12	Mount St. Mary's	W	forfeit
4/14	Cal Baptist ¹	W	20-1
4/21	Cal Baptist ¹	W	18-0
4/21	UC Riverside ¹	W	9-1
4/23	San Diego State	W	2-1
4/24	Golden West College	L	1-2
4/26	CS Dominguez Hills ¹	W	14-1
4/29	Nevada ²	L	4-5
5/1	Chico State ²	L	4-5 (8)
5/5	La Verne ¹	W	forfeit
5/6	Cal Poly Pomona ¹	W	8-5 (16)
5/7	UC Riverside ¹	L	1-3

1 - SCWAC Games; 2 - Regional Tournament (Sacramento, Calif.)

1975 (14-6, 9-0 SCWAC - 1st)

Head Coach: Sharron Backus

4/9	CS Dominguez Hills ¹	W	15-0
4/12	Golden West College	L	0-4
4/12	Golden West College	W	5-1
4/17	La Verne ²	W	18-3
4/17	Cal Poly ²	L	4-9
4/18	Chapman ²	W	8-0
4/18	Cal Poly Pomona ²	L	0-7
4/19	UC Santa Barbara ²	W	17-3
4/23	UC Riverside ¹	W	7-1
4/25	Cal Baptist ¹	W	21-4
4/28	La Verne ¹	W	14-6
5/1	Sacramento State ³	L	2-8
5/1	UC Riverside ³	W	14-3
5/2	Nevada ³	L	0-6
5/5	Cal Baptist ¹	W	17-2
5/7	Fullerton College	L	2-5
5/12	Cal Poly Pomona ¹	W	5-4 (10)
5/20	UC Riverside ¹	W	22-5
5/22	Cal Poly Pomona ¹	W	5-2
5/28	La Verne ¹	W	20-0


1 - SCWAC Games; 2 - Riverside Invitational (Riverside, Calif.); 3 - Regional Tournament



JOANNE ALCHIN



LYNDESE KLEIN



GINA VECCHIONE



ERICA ZIENCINA

SERIES RESULTS VS. PAC-12 OPPONENTS

ARIZONA	4/10/99 H W 3-2	4/25/80 H W 5-0	5/10/98 H W 2-1	At UCLA UCLA 51-8
All-Time UCLA 92-59 (UCLA +1)	4/10/99 H W 6-2	4/12/80 A W 2-1	5/10/98 H L 1-2	At California UCLA 34-19-1
At UCLA UCLA 49-24	5/9/98 H L 0-6	4/12/80 A W 6-3	4/4/98 A W 2-0	Neutral Site UCLA 11-2
At Arizona UCLA 36-27	5/9/98 H L 0-2		4/4/98 A L 1-6	Last Five/10 UCLA 5-0/U 9-0-1
Neutral Site ARIZ 8-7	4/3/98 A L 9-11	ARIZONA STATE	5/10/97 H W 12-0 (5)	Pac-12 H/A U 45-7/U 33-19-1
Last Five/10 UCLA 3-2/UCLA 7-3	4/3/98 A L 3-16 (5)	All-Time UCLA 104-37 (UCLA +5)	5/10/97 H W 5-2	NCAA/WCWS UCLA 4-1/UCLA 4-1
Pac-12 H/A U 38-21/A 27-24	5/26/97 N L 2-10 (5)	At UCLA UCLA 50-16	4/20/97 A W 8-6	1-Run/Mercy U 31-8/U 8-2
NCAA/WCWS UCLA 9-8/ARIZ 8-7	5/23/97 N L 0-2 (14)	At Arizona State UCLA 48-19	4/20/97 A W 2-0	Shutouts/Extras U 46-11/U 16-4
1-Run/Mercy U 35-15/U 6-5	4/18/97 A L 6-10	Neutral Site UCLA 6-2	4/20/96 A W 16-3	5/31/19 H W 6-0
Shutouts/Extras U 40-19/A 7-5	4/18/97 A L 0-11 (5)	Last Five/10 UCLA 5-0/UCLA 9-1	4/20/96 A W 5-0	5/30/19 H W 1-0
5/31/19 N W 6-2	3/29/97 H W 5-1	Pac-12 H/A U 40-13/U 40-14	3/14/96 H W 3-0	5/29/19 H W 3-2 (8)
5/11/19 H L 1-3	3/29/97 H L 1-4	NCAA/WCWS UCLA 4-2/Tied 2-2	3/14/96 H L 3-4	5/6/18 A W 10-5
5/10/19 H W 5-4	5/24/96 N L 0-4	1-Run/Mercy U 29-16/U 12-2	3/12/95 H W 1-0	5/5/18 A W 2-1
5/9/19 H L 3-5	4/13/96 H L 1-5	Shutouts/Extras U 59-13/U 7-3	3/12/95 H W 8-1	5/4/18 A W 5-0
5/25/18 H W 3-2	4/13/96 H L 3-5	5/7/19 A W 16-5 (5)	2/11/95 A W 7-0	4/23/17 H W 8-1
5/24/18 H W 7-1	3/29/96 A L 0-5	5/6/19 A W 9-0 (6)	2/11/95 A W 8-0	4/22/17 H W 3-1
4/15/18 A W 10-3	3/29/96 A L 4-5	5/5/19 A W 10-0 (5)	4/9/94 H W 10-1	4/21/17 H W 3-2
4/14/18 A W 7-3	4/8/95 H W 4-2	5/12/18 H W 2-1 (9)	4/9/94 H W 3-0	3/21/16 A T 3-3 (5)
4/13/18 A W 7-6	4/8/95 H W 8-5	5/11/18 H W 5-1	2/12/94 A W 4-3	3/19/16 A W 3-2 (9)
5/7/17 H L 2-7	3/17/95 A W 2-0	5/10/18 H L 0-3	2/12/94 A L 1-2	4/19/15 H W 8-5
5/6/17 H W 6-0	3/17/95 A L 4-11	5/13/17 A W 12-3 (5)	4/24/93 H W 1-0	4/18/15 H W 5-3
5/5/17 H W 8-0 (5)	5/29/94 N L 2-5	5/12/17 A W 13-3	4/24/93 H W 9-0	4/17/15 H W 8-0 (5)
4/25/16 A W 8-7	4/30/94 H L 2-4	5/11/17 A W 4-3	4/3/93 A W 6-0	4/27/14 A W 3-2
4/24/16 A L 4-8	4/30/94 H L 1-3 (12)	5/1/16 H W 9-4	4/3/93 A W 3-0	4/26/14 A W 9-7
4/23/16 A W 8-6	4/2/94 A L 1-7	4/30/16 H W 6-5	3/7/92 H W 1-0	4/26/14 A W 11-1 (5)
5/3/15 H W 15-7 (5)	4/2/94 A L 2-11	4/29/16 H W 8-6	3/7/92 H W 6-2	4/13/13 H L 1-5 (10)
5/2/15 H W 6-3	5/31/93 N L 0-1	5/9/15 A L 10-11	5/4/91 A W 4-3	4/12/13 H W 3-2 (9)
5/1/15 H W 9-1 (5)	4/25/93 H W 6-5	5/8/15 A W 11-5	5/4/91 A L 1-2 (8)	4/11/13 H W 6-5 (9)
3/17/14 H W 2-0	4/25/93 H W 1-0	5/7/15 A L 7-8	4/8/91 H W 2-0	4/29/12 A L 3-10
3/16/14 H W 8-4	4/4/93 A W 5-1	5/10/14 A W 9-2	4/8/91 H W 3-0	4/28/12 A L 0-8 (6)
3/15/14 H W 1-0	4/4/93 A L 0-2	5/9/14 A W 9-5 (9)	2/17/91 N W 6-0	4/27/12 A L 0-3
4/20/13 A W 9-1 (6)	5/25/92 N W 2-0	5/8/14 A L 0-2	5/3/90 A W 4-0	5/1/11 A L 1-2
4/19/13 A W 13-3	5/9/92 A L 0-7	3/24/13 H L 4-5	5/3/90 A W 2-0	4/30/11 A L 1-9 (5)
4/18/13 A L 6-8 (10)	5/9/92 A W 1-0	3/23/13 H L 3-10	4/7/90 H W 2-0	4/29/11 A L 2-7
5/6/12 H L 6-7	4/7/92 H W 1-0	3/22/13 H W 3-2	4/7/90 H W 6-1	5/9/10 H L 2-4
5/5/12 H W 7-2	4/7/92 H L 0-1	4/7/12 A L 2-4	2/17/90 N W 1-0	5/8/10 H W 3-1
5/4/12 H W 10-4	5/26/91 N L 1-5	4/6/12 A L 1-9 (5)	5/13/89 H W 4-1	5/7/10 H W 4-2
5/8/11 H W 5-1	5/24/91 N L 0-1 (9)	4/5/12 A L 1-9 (6)	5/13/89 H W 1-0 (8)	5/7/09 H W 2-1
5/7/11 H L 1-7	5/5/91 A L 0-1	4/17/11 A L 0-5	4/21/89 A W 1-0	3/29/09 A L 5-9
5/6/11 H L 1-5	5/5/91 A W 2-1 (8)	4/16/11 A L 0-2	4/21/89 A W 4-0	3/28/09 A L 6-7
6/8/10 N W 15-9	4/6/91 H W 5-0	4/15/11 A W 4-1	4/22/88 H W 4-3	4/25/08 A W 7-2
6/7/10 N W 6-5 (8)	4/6/91 H W 3-0	4/11/10 H L 1-2	4/22/88 H W 3-0	6/2/08 H W 5-0
5/15/10 A W 6-4	5/5/90 A W 3-2	4/10/10 H L 2-4	4/2/88 A W 1-0	4/5/08 H W 2-1
5/14/10 A L 3-5	5/5/90 A L 2-3	4/9/10 H L 5-8	4/2/88 A W 14-1 (6)	5/4/07 H L 1-3
5/13/10 A W 6-5	4/18/90 H W 2-0	4/26/09 A W 10-4	5/20/87 N W 1-0 (9)	4/22/07 A W 5-3
4/24/09 A W 2-1	4/18/90 H W 5-0	4/25/09 A W 9-1 (5)	5/2/87 H W 2-0	4/21/07 A W 11-0 (5)
4/5/09 H W 3-2	5/27/89 N W 3-0	4/3/09 H L 0-5	5/2/87 H W 3-0	5/11/06 A W 2-0
4/4/09 H L 2-9	4/22/89 A L 1-2	5/30/08 N L 0-4	5/3/86 A W 4-1	4/2/06 H W 3-1
5/29/08 N W 1-0	4/22/89 A W 4-2	5/4/08 H L 2-5	5/3/86 A W 6-2	4/1/06 H L 3-10
5/2/08 H W 2-1	3/11/89 H W 6-2	5/3/08 H W 5-0	4/4/86 H W 3-0	6/2/05 N W 2-1
4/13/08 A W 2-1	3/11/89 H W 2-1	4/11/08 A L 0-3	4/4/86 H W 3-1	4/29/05 H L 2-3
4/12/08 A L 0-8 (6)	5/28/88 N W 5-0	5/12/07 A L 4-7	5/3/85 A W 1-0	4/10/05 A W 2-1
5/10/07 A W 7-4	4/25/88 H W 2-0	5/11/07 A W 4-3	5/3/85 A L 1-3	4/9/05 A L 1-2
4/1/07 H L 2-11	4/25/88 H W 1-0	3/30/07 H L 0-6	5/18/84 H W 3-0	5/31/04 N W 3-1
3/31/07 H W 2-0	4/4/88 A L 0-1 (10)	4/30/06 H W 3-1	5/17/84 H W 1-0	5/7/04 A L 1-2
4/28/06 H W 8-2	4/4/88 A W 1-0	4/29/06 H W 1-0	3/31/84 H W 1-0	4/25/04 H W 3-1
4/9/06 A W 8-3	4/30/87 H L 1-2	4/7/06 A W 7-4	3/31/84 H L 1-2	4/24/04 H W 5-1
4/8/06 A W 2-1	4/30/87 H W 1-0	5/8/05 A W 8-0 (5)	4/30/83 H W 1-0	5/26/03 N W 1-0 (9)
5/6/05 A W 6-0	5/2/86 A W 4-0	5/7/05 A W 6-1	4/30/83 H W 3-0	5/22/03 N L 3-7 (10)
4/17/05 H W 5-4	5/2/86 A W 5-0	4/15/05 H W 4-0	4/1/83 A W 2-0	4/25/03 H W 10-0 (5)
4/16/05 H W 9-1 (6)	4/15/86 H L 0-2	5/15/04 H W 10-0 (5)	5/18/84 H W 3-0	3/30/03 A W 4-1 (8)
5/14/04 H W 3-2	4/5/86 H L 1-2	5/15/04 H W 6-0	4/23/82 H W 1-0 (8)	3/29/03 A W 3-0
4/4/04 A L 4-5	5/4/85 A W 1-0	5/10/03 A W 9-0 (5)	4/23/82 H W 1-0	4/26/02 A W 3-0
4/3/04 A L 5-7	5/4/85 A W 3-0	5/10/03 A W 8-0 (6)	3/13/82 A W 1-0	4/14/02 H W 1-0 (10)
5/9/03 A L 5-7	3/30/84 H W 1-0	4/4/03 H W 6-0	3/13/82 A W 1-0 (14)	4/13/02 H W 3-0
4/6/03 H L 1-5	3/30/84 H W 1-0 (10)	5/25/02 N L 1-2	5/8/81 A L 0-1	4/27/01 H W 2-0
4/5/03 H L 0-3	5/1/83 H W 1-0 (8)	5/11/02 H W 6-1	4/25/81 H L 1-5	4/1/01 A W 5-1
5/10/02 H W 4-2	5/1/83 H W 1-0	5/11/02 H W 4-1	4/12/81 N W 3-1	3/31/01 A W 2-1 (9)
4/7/02 A W 6-5	4/2/83 A W 5-0	4/5/02 A L 2-3	4/11/81 N W 5-1	4/30/00 H W 5-0
4/6/02 A L 2-3	4/2/83 A W 4-0	5/12/01 A W 8-6 (8)	3/27/81 A W 6-1	4/29/00 H W 8-0 (6)
5/28/01 N L 0-1	4/24/82 H W 1-0	5/12/01 A W 1-0	4/26/80 H L 0-2	3/31/00 A W 6-1
5/11/01 A L 0-4	4/24/82 H L 1-2	4/6/01 H L 1-6	4/26/80 H W 1-0	4/24/99 A W 10-2
4/8/01 H W 3-0	3/12/82 A W 5-0	5/5/00 A W 2-0	4/11/80 A L 0-1	4/24/99 A W 6-2
4/7/01 H L 0-4	3/12/82 A W 2-0 (14)	4/16/00 H L 0-1	4/26/80 H W 1-0	3/27/99 H W 3-1
5/7/00 A L 1-9 (5)	4/24/81 H W 6-0	4/15/00 H W 5-1	4/11/80 A L 0-1 (8)	3/27/99 H W 4-3
5/6/00 A L 9-12 (9)	4/24/81 H W 4-2	5/8/99 A W 4-0		4/25/98 A L 0-6
4/14/00 H L 4-6	3/28/81 A W 6-3	5/8/99 A W 7-1		4/25/98 A L 1-8
5/7/99 A W 8-0 (5)	3/28/81 A W 3-2	4/11/99 H W 6-1		4/9/97 H W 3-0 (8)
5/7/99 A L 4-6 (8)	4/25/80 H W 2-0	4/11/99 H W 8-0 (5)		4/9/97 H W 6-5

CALIFORNIA

All-Time UCLA 96-29-1 (U +16)

SERIES RESULTS VS. PAC-12 OPPONENTS

2/15/97	A	W	11-1 (5)
2/15/97	A	L	0-7
5/4/96	A	W	8-3
5/4/96	A	W	2-0
2/10/96	H	L	2-5
2/10/96	H	W	7-0
5/2/95	A	L	2-4
4/29/95	A	L	0-2
4/22/95	H	W	5-3
4/22/95	H	W	2-0 (8)
2/18/95	N	W	9-0 (5)
3/4/94	H	W	7-5
3/4/94	H	W	2-0
5/1/93	A	W	4-1
5/1/93	A	W	2-0
4/10/93	H	W	5-0
4/10/93	H	W	1-0 (11)
5/23/92	N	W	10-0 (5)
4/25/92	H	W	4-3 (12)
4/25/92	H	W	2-0
4/11/92	A	W	3-1 (9)
4/11/92	A	W	1-0
3/28/92	N	W	6-1
4/26/91	H	W	1-0 (8)
4/26/91	H	W	1-0
4/12/91	A	L	0-1 (11)
4/12/91	A	L	0-2
2/14/91	N	W	6-3
4/13/90	H	W	1-0
4/13/90	H	W	1-0 (10)
3/31/90	A	W	2-1
3/31/90	A	W	2-0
4/2/89	A	W	2-0
4/2/89	A	W	7-2
3/10/89	H	W	2-0
3/10/89	H	W	1-0
5/6/88	H	L	0-1 (9)
5/6/88	H	W	4-0
3/26/88	N	W	1-0
2/27/88	A	W	2-0
2/27/88	A	W	6-0
4/10/87	A	L	0-1
4/10/87	A	L	0-3
3/28/87	N	W	3-1
4/7/85	A	W	2-1 (8)
3/26/84	H	W	4-0
3/26/84	H	W	1-0
3/31/82	H	W	3-0
5/23/81	N	W	2-0
5/8/80	N	L	0-2
3/27/80	H	L	1-4
3/27/80	H	W	1-0
5/10/79	N	W	3-0
1978	H	W	7-1
1978	H	W	6-0

OREGON

All-Time	UCLA 85-28 (UCLA +2)		
At UCLA	UCLA 37-13		
At Oregon	UCLA 41-15		
Neutral Site	UCLA 7-0		
Last Five/10	ORE 3-2/UCLA 6-4		
Pac-12 H/A	U 37-13/U 39-14		
NCAA/WCWS	UCLA 3-1/UCLA 1-0		
1-Run/Mercy	U 16-10/U 13-2		
Shutouts/Extras	U 33-7/U 5-1		
4/14/19	H	W	8-1
4/13/19	H	W	8-3
4/12/19	H	L	3-4
3/18/18	A	L	0-3
3/17/18	A	L	5-7
3/16/18	A	W	6-2
4/9/17	H	L	4-11
4/8/17	H	W	1-0 (9)
4/7/17	H	W	2-0
5/29/16	A	W	2-1
5/29/16	A	W	2-1 (9)
5/28/16	A	L	1-8
4/3/16	A	W	4-1

4/21/91	A	W	4-0
4/21/91	A	W	7-0
3/25/91	H	W	10-0 (5)
3/25/91	H	W	5-0
2/17/91	N	W	5-1
3/27/90	H	L	0-3 (8)
3/27/90	H	W	1-0
2/18/90	N	W	2-0
5/6/89	A	W	2-0
5/6/89	A	W	3-2
3/30/89	H	L	0-1
3/30/89	H	W	1-0
5/7/88	A	W	5-1
5/7/88	A	W	3-2 (10)
3/20/88	H	L	0-2
3/20/88	H	W	1-0
4/27/87	A	W	2-0
4/27/87	A	W	6-3
3/8/87	N	W	7-0
3/7/86	N	W	4-0
3/30/85	N	W	1-0 (9)

OREGON STATE

All-Time	UCLA 103-15 (UCLA +6)		
At UCLA	UCLA 55-5		
At Oregon State	UCLA 42-9		
Neutral Site	UCLA 6-1		
Last Five/10	UCLA 5-0/UCLA 8-2		
Pac-12 H/A	U 48-5/U 45-9		
1-Run/Mercy	U 12-4/U 23-1		
Shutouts/Extras	U 50-4/U 2-1		
4/20/19	A	W	7-0
4/19/19	A	W	10-2 (5)
4/18/19	A	W	8-1
3/26/18	H	W	7-5
3/25/18	H	W	5-3
3/24/18	H	W	3-2
4/15/17	A	L	5-8
4/14/17	A	W	7-5
4/13/17	A	L	0-8 (5)
4/17/16	H	W	8-0 (5)
4/16/16	H	W	7-5
4/15/16	H	L	2-8
4/27/15	A	W	6-2
4/26/15	A	W	11-6
4/25/15	A	W	12-2
4/19/14	H	W	10-8
4/18/14	H	W	9-1 (6)
4/17/14	H	W	8-4
5/11/13	A	W	8-1
5/10/13	A	W	4-3
5/9/13	A	L	2-3
4/1/12	H	L	5-7
3/31/12	H	W	8-0 (5)
3/30/12	H	W	8-4
4/3/11	H	W	12-2 (5)
4/2/11	H	W	9-1 (6)
4/1/11	H	W	6-2
4/18/10	A	W	10-6
4/17/10	A	W	4-2
4/16/10	A	W	12-0 (5)
5/3/09	H	W	9-1 (6)
5/2/09	H	W	4-3
4/17/09	A	W	8-1
5/10/08	A	W	5-1
5/9/08	A	L	3-5
3/28/08	H	W	3-0
4/29/07	H	W	5-3
4/28/07	H	W	6-3
4/13/07	A	L	0-7
5/6/06	A	W	1-0
4/21/06	H	L	0-2
5/14/05	H	W	5-1
5/13/05	H	W	9-0 (5)
4/1/05	A	L	1-2 (8)
5/2/04	A	W	3-1
5/1/04	A	W	2-0
4/16/04	H	W	6-0
3/14/04	N	L	2-3

5/4/03	H	W	9-1 (5)
5/4/03	H	W	10-2 (6)
4/11/03	A	W	6-1
5/5/02	A	W	8-0
5/4/02	A	W	10-1
4/19/02	H	W	7-0
5/6/01	H	W	4-1
5/5/01	H	W	4-0
4/20/01	A	L	1-2
3/10/01	N	W	3-2
5/12/00	H	W	6-1
4/9/00	A	W	8-7
4/8/00	A	W	4-1
5/2/99	H	W	10-1 (5)
5/2/99	H	L	3-5
4/18/99	A	L	3-5
4/18/99	A	W	10-0 (5)
3/5/99	N	W	7-3
5/3/98	A	L	0-2
5/3/98	A	W	3-0
4/19/98	H	W	6-5
4/19/98	H	L	2-4
4/25/97	A	W	4-0
4/25/97	A	W	1-0
3/24/97	H	W	8-0
3/24/97	H	W	5-2
3/2/97	N	W	5-0
4/27/96	A	W	10-0 (6)
4/27/96	A	W	3-0
3/26/96	H	W	10-1
3/26/96	H	W	8-0
3/3/96	H	W	11-3 (5)
3/3/96	H	W	10-2 (6)
4/15/95	A	W	2-0
4/15/95	A	W	13-1 (5)
3/28/95	H	W	12-0 (5)
3/28/95	H	W	10-0 (6)
5/10/94	A	W	5-0
5/10/94	A	W	7-0
3/20/94	H	W	2-0
3/20/94	H	W	9-2
3/21/93	H	W	4-0
3/21/93	H	W	11-1 (6)
3/13/93	A	W	7-1
3/13/93	A	W	16-0 (5)
4/18/92	A	W	6-0
4/18/92	A	W	2-0
3/24/92	H	W	4-0
3/24/92	H	W	1-0 (8)
4/20/91	A	W	3-0
4/20/91	A	W	6-0
4/20/91	A	W	7-1
3/26/91	H	W	10-0 (5)
4/21/90	A	W	10-0 (5)
4/21/90	A	W	4-0
3/26/90	H	W	4-0
3/26/90	H	W	5-0
5/5/89	A	W	6-0
3/27/89	H	W	6-0
3/27/89	H	W	3-0
3/21/88	H	W	8-1
3/21/88	H	W	2-1 (10)
4/26/87	A	W	4-0
4/26/87	A	W	3-1
4/7/85	N	W	2-0
4/5/85	N	W	1-0
3/24/85	H	W	3-0
3/24/85	H	W	3-0
4/9/83	N	W	1-0

1-Run/Mercy	U 17-9/U 23-0		
Shutouts/Extras	U 34-5/U 5-3		
5/5/19	A	W	4-0
5/4/19	A	W	7-4
5/3/19	A	L	1-2
4/8/18	H	L	1-4
4/7/18	H	W	3-0
4/6/18	H	W	5-2
4/30/17	A	W	8-1
4/29/17	A	W	6-5
4/28/17	A	W	13-8
4/11/16	H	W	2-1
4/10/16	H	W	8-0 (6)
4/9/16	H	W	13-9
4/12/15	A	W	10-2 (6)
4/11/15	A	W	18-3 (5)
4/10/15	A	W	12-4 (6)
5/4/14	H	W	5-2
5/3/14	H	W	9-0 (5)
5/2/14	H	L	9-12
3/30/13	A	L	0-2
3/29/13	A	W	8-5 (8)
3/28/13	A	L	1-5
4/11/12	H	W	5-2
4/10/12	H	W	12-4 (5)
4/10/12	H	L	9-11
4/10/11	H	L	1-5
4/9/11	H	L	2-6
4/8/11	H	W	6-5 (14)
4/25/10	A	W	10-1 (6)
4/24/10	A	W	7-3
4/23/10	A	W	10-0 (5)
5/9/09	H	W	8-0 (6)
5/8/09	H	W	1-0
3/27/09	A	W	7-4
4/27/08	A	W	4-1
4/26/08	A	W	1-0
4/4/08	H	W	3-1
5/6/07	H	L	1-4
5/5/07	H	W	3-0
4/20/07	A	L	4-6
5/13/06	A	L	4-5
5/12/06	A	L	2-3
3/31/06	H	W	5-4
5/1/05	H	L	3-5
5/1/05	H	W	8-0 (5)
4/30/05	H	L	5-7
5/30/04	N	W	3-1 (12)
5/27/04	N	W	8-2
5/9/04	A	W	7-1
5/8/04	A	W	6-2
4/23/04	H	L	0-1
4/27/03	H	W	3-2 (8)
4/26/03	H	W	1-0
3/28/03	A	W	5-0
4/28/02	A	W	2-0
4/27/02	A	W	13-2 (5)
4/12/02	H	W	3-2
5/25/01	N	W	5-0
4/29/01	H	W	2-0
4/28/01	H	W	8-0 (5)
3/30/01	A	L	0-1
4/28/00	H	L	1-2 (10)
4/2/00	A	W	8-0 (5)
4/1/00	A	W	1-0
4/25/99	A	W	3-0
4/25/99	A	W	12-1 (5)
3/28/99	H	W	6-1
3/28/99	H	W	1-0
4/26/98	A	W	1-0
4/26/98	A	L	2-3
3/29/98	H	L	0-3
3/29/98	H	L	0-2
2/19/98	N	L	7-8 (9)
3/26/97	H	W	4-0
3/26/97	H	L	5-6 (10)
2/16/97	A	W	4-3
2/16/97	A	W	1-0
5/3/96	A	W	7-2

STANFORD

All-Time	UCLA 72-22 (UCLA +2)
At UCLA	UCLA 32-13
At Stanford	UCLA 37-8
Neutral Site	UCLA 3-1
Last Five/10	UCLA 3-2/UCLA 8-2
Pac-12 H/A	U 30-13/U 33-8
NCAA/WCWS	UCLA 3-0/UCLA 3-0

5/3/96	A	W	4-2 (10)
2/4/96	H	W	11-1 (5)
2/4/96	H	W	2-1
4/30/95	A	W	14-1 (5)
4/30/95	A	W	11-1 (6)
4/20/95	H	W	10-0 (6)
4/20/95	H	W	11-1 (6)
5/2/93	A	W	19-0 (5)
5/2/93	A	W	17-0 (5)
4/9/93	H	W	21-0 (5)
4/9/93	H	W	12-0 (5)
4/24/86	H	W	1-0
4/24/86	H	W	1-0
3/1/86	A	W	6-0
3/1/86	A	W	2-0
4/3/85	A	W	6-0
4/3/85	A	W	6-0

UTAH

All-Time	UCLA 35-6 (UCLA +6)		
At UCLA	UCLA 14-3		
At Utah	UCLA 8-2		
Neutral Site	UCLA 13-1		
Last Five/10	UCLA 5-0/UCLA 7-3		
Pac-12 H/A	UCLA 12-3/UCLA 6-2		
NCAA/WCWS	UCLA 4-0/UCLA 2-0		
1-Run/Mercy	UCLA 3-1/UCLA 9-0		
Shutouts/Extras	U 17-1/U 1-0		
4/28/19	H	W	10-0 (5)
4/27/19	H	W	9-1 (5)
4/26/19	H	W	3-0
3/31/18	A	W	9-4
3/30/18	A	W	7-3
3/29/18	A	W	9-5
3/19/17	H	L	0-4

ALABAMA

All-Time	UCLA 10-0		
At UCLA	UCLA 4-0		
Neutral Site	UCLA 6-0		
NCAA Tournament	UCLA 5-0		
WCWS	UCLA 2-0		
2/14/20	N	W	7-0
2/20/09	N	W	4-1
6/3/06	N	W	4-1
5/23/04	H	W	7-0
5/22/04	H	W	5-2 (9)
2/1/03	H	W	5-4
2/15/02	N	W	9-1
5/25/00	N	W	4-1
5/20/99	H	W	7-0
3/12/99	N	W	1-0

ARKANSAS

All-Time	Arkansas 1-0		
Neutral Site	Arkansas 1-0		
2/18/11	N	L	3-4

AUBURN

All-Time	Auburn 3-1 (UCLA +1)		
Neutral Site	Auburn 3-1		
NCAA Tournament	Auburn 2-0		
WCWS	Auburn 2-0		
2/23/20	N	W	11-1 (5)
6/2/16	N	L	3-10
5/30/15	N	L	10-11 (10)
3/3/12	N	L	1-11

BALL STATE

All-Time	UCLA 1-0		
Neutral Site	UCLA 1-0		
2/28/97	N	W	11-2 (5)

BAYLOR

All-Time	UCLA 4-3 (Baylor +1)		
At UCLA	UCLA 1-0		
Neutral Site	Tied 3-3		
3/5/17	N	L	6-11
3/10/15	H	W	3-2

3/18/17	H	L	2-7
3/17/17	H	L	1-2
5/7/16	A	W	8-0 (6)
5/6/16	A	W	15-7 (5)
3/15/15	H	W	6-0
3/14/15	H	W	4-2
3/13/15	H	W	1-0
3/30/14	H	W	4-1
3/29/14	H	W	13-3 (6)
3/28/14	H	W	8-0 (5)
4/7/13	A	L	3-8
4/6/13	A	L	4-7
4/6/13	A	W	6-4
4/22/12	H	W	9-1 (6)
4/21/12	H	W	11-8
4/20/12	H	W	5-0
2/19/11	N	W	6-2
2/27/09	N	W	7-1
3/13/04	N	W	7-2
2/16/03	N	W	7-0
2/13/99	N	W	8-0 (5)
2/21/97	N	W	6-0
5/28/94	N	W	11-1
2/26/93	N	W	5-0
5/16/92	H	W	7-2 (10)
5/15/92	H	W	1-0
3/2/91	N	W	5-3
3/3/90	N	L	1-3
2/18/90	N	W	3-0
2/16/90	N	W	11-0 (5)
3/28/87	N	W	6-0
5/22/85	N	W	1-0
4/15/78	A	W	8-2
4/15/78	A	W	5-0

3/3/12	N	W	10-6
3/4/11	N	L	1-5
2/27/10	N	L	5-7
2/23/08	N	W	6-1
2/20/04	N	W	9-0 (5)

BETHUNE-COOKMAN

All-Time	UCLA 1-0		
Neutral Site	UCLA 1-0		
2/25/05	N	W	5-0

BOISE STATE

All-Time	UCLA 3-0		
Neutral Site	UCLA 3-0		
2/15/15	N	W	6-0
3/2/13	N	W	5-4 (11)
2/17/12	N	W	4-1

BOSTON COLLEGE

All-Time	UCLA 2-0		
At UCLA	UCLA 2-0		
3/1/03	H	W	10-1 (5)
2/28/03	H	W	9-0 (5)

BOSTON UNIVERSITY

All-Time	UCLA 4-0		
At UCLA	UCLA 1-0		
Neutral Site	UCLA 3-0		
3/7/20	H	W	10-0 (5)
3/10/19	N	W	12-0
3/10/18	N	W	10-2 (6)
3/11/17	N	W	6-1

BYU

All-Time	UCLA 7-1 (UCLA +4)		
At UCLA	UCLA 3-0		
Neutral Site	UCLA 4-1		
3/9/19	H	W	8-2
3/25/17	H	W	4-2
3/25/17	H	W	1-0
2/26/16	N	W	9-4
3/12/11	N	L	4-6
3/4/11	N	W	5-2

WASHINGTON

All-Time	UCLA 62-35 (UCLA +7)		
At UCLA	UCLA 25-15		
At Washington	UCLA 29-18		
Neutral Site	UCLA 8-2		
Last Five/10	UCLA 5-0/UCLA 8-2		
Pac-12 H/A	U 25-15/U 28-19		
NCAA/WCWS	U 6-2/U 6-2		
1-Run/Mercy	U 19-15/Tied 3-3		
Shutouts/Extras	U 23-9/U 8-3		
6/2/19	N	W	3-0 (10)
3/17/19	A	W	15-6 (5)
3/16/19	A	W	4-2 (8)
3/15/19	A	W	3-0
4/22/18	H	W	1-0
4/21/18	H	W	3-2
4/20/18	H	W	3-0
6/3/17	N	L	0-1
4/2/17	A	L	7-12
4/1/17	A	W	9-8
3/31/17	A	W	6-2
3/26/16	H	W	10-8
3/25/16	H	L	5-6
3/24/16	H	L	0-9 (6)
3/23/15	A	L	2-6
3/22/15	A	W	8-4
3/21/15	A	W	10-3
3/24/14	A	W	4-0
3/23/14	A	L	2-10 (5)
3/22/14	A	W	4-2
4/3/13	H	L	0-6
4/2/13	H	L	4-5 (9)
4/2/13	H	L	0-1
4/15/12	A	L	2-5
4/14/12	A	W	5-0

3/6/03	N	W	6-0
2/16/02	N	W	10-2 (5)

CAL POLY

All-Time	UCLA 33-3 (UCLA +26)		
At UCLA	UCLA 15-1		
At Cal Poly	UCLA 8-1		
Neutral Site	UCLA 10-1		
3/8/20	H	W	8-0 (5)
2/7/20	H	W	8-0 (6)
2/11/18	H	W	7-2
2/10/18	H	W	13-0 (5)
2/17/17	N	W	3-1
2/20/16	N	W	9-1 (5)
3/27/12	A	W	14-5
3/27/12	A	W	14-0 (5)
3/5/11	N	W	4-0
3/23/10	A	W	4-1
3/23/10	A	W	5-3
2/19/10	H	W	8-0 (5)
2/8/09	H	W	6-1
3/25/07	A	W	1-0
3/25/07	A	W	3-0
3/3/06	H	W	8-0 (5)
3/3/06	H	W	9-1 (5)
2/9/06	N	W	13-0 (5)
3/7/04	N	W	4-0
3/5/04	N	W	4-0
3/8/03	N	W	5-0
3/9/01	N	W	9-1 (6)
2/4/01	N	W	10-2 (6)
3/2/01	N	W	5-0
3/9/00	N	W	7-0
4/6/97	A	W	8-0
4/6/97	A	L	0-1
5/13/95	H	W	2-1
5/13/95	H	W	7-0
2/15/85	H	W	4-0
2/15/85	H	W	2-0
4/15/77	H	L	0-1
4/15/77	H	W	4-1
4/3/76	H	W	4-1
4/3/76	H	W	6-3
4/17/75	N	L	4-9

4/13/12	A	W	7-5
4/23/11	H	L	3-4 (9)
4/22/11	H	W	5-2
4/21/11	H	W	4-0
4/3/10	A	L	2-7
4/2/10	A	L	1-3
4/1/10	A	W	1-0
4/29/09	A	L	0-3
4/11/09	H	W	10-0 (5)
4/10/09	H	W	2-0 (11)
4/19/08	A	W	4-0
4/18/08	A	W	2-1
4/2/08	H	W	7-6 (8)
4/25/07	A	L	3-8
4/7/07	H	L	6-8
4/6/07	H	W	10-6
4/26/06	H	W	7-6
4/26/06	H	L	2-3 (12)
4/14/06	A	W	6-0
4/27/05	A	L	2-3
4/23/05	H	L	1-2
4/22/05	H	W	4-3
5/5/04	H	L	0-1
4/10/04	A	L	5-6
4/9/04	A	L	1-3
2/7/04	N	W	5-3
5/24/03	N	W	2-1
4/30/03	A	W	11-0
4/19/03	H	W	10-0 (6)
4/18/03	H	W	5-2
4/24/02	H	W	5-3
3/30/02	A	L	6-9
3/29/02	A	W	2-0
5/2/01	A	W	4-3
4/14/01	H	W	4-0
4/13/01	H	W	5-4 (14)

CAL STATE FULLERTON

All-Time	UCLA 51-34-1 (UCLA +3)		
At UCLA	UCLA 27-15-1		
At CS Fullerton	UCLA 18-12		
Neutral Site	CS Fullerton 7-6		
NCAA Tournament	UCLA 17-5		
WCWS	UCLA 3-2		
3/26/19	H	W	5-1
5/20/18	H	W	6-4
5/20/18	H	W	3-0
5/19/18	H	L	2-3 (9)
5/1/18	A	W	5-3
5/21/17	H	W	9-1
4/18/17	H	W	7-3
3/4/17	A	W	2-0
5/22/16	H	W	5-4
5/21/16	H	W	3-2
3/29/16	A	W	5-4
4/8/15	H	W	9-1 (5)
4/10/14	A	W	5-2
2/26/13	H	L	5-11
3/12/11	N	W	11-2 (5)
2/24/10	H	W	9-6
2/25/09	A	W	6-2
5/16/08	H	W	8-3
3/12/08	H	L	0-1 (8)
3/7/07	A	W	8-1
3/8/06	H	W	1-0 (10)
5/22/05	H	W	3-1
5/22/05	H	W	6-0
5/21/05	H	L	1-2 (11)
3/29/05	A	W	8-0 (6)
2/6/05	H	W	6-0
2/5/05	H	L	3-4
3/30/04	H	W	4-3
3/25/03	A	W	8-2
3/25/03	A	W	11-2 (5)
2/1/03	H	L	0-2
2/27/02	H	W	5-2
2/27/02	H	L	1-3
2/23/01	N	W	4-0
2/7/01	A	W	18-3 (5)
2/7/01	A	W	6-0

5/26/00	N	W	3-2
5/10/00	H	L	1-4
4/22/00	A	W	1-0
4/21/00	A	L	1-3
5/31/99	N	W	3-2
5/15/99	H	L	0-1
5/15/99	H	W	2-0
4/3/99	A	W	7-3
4/3/99	A	L	1-4
4/28/98	H	L	1-7
4/28/98	H	W	3-2
4/11/98	A	L	1-2
4/11/98	A	L	1-9 (5)
5/25/97	N	W	1-0
5/25/97	N	W	4-3
5/1/97	H	L	0-1
5/1/97	H	W	11-6
4/12/97	A	W	5-1
4/12/97	A	L	6-7
5/26/96	N	L	2-8
5/12/96	A	W	8-5
4/6/96	H	W	4-3 (8)
4/6/96	H	L	1-4

SERIES RESULTS VS. NON-CONFERENCE OPPONENTS

3/20/81	A	L	1-7
3/20/81	A	L	0-2
5/8/80	N	L	forfeit
5/2/80	H	L	0-1
5/2/80	H	W	7-1
4/9/80	A	L	0-2
4/9/80	A	W	3-0

CSU BAKERSFIELD

All-Time	UCLA	9-0	
At UCLA	UCLA	7-0	
At CSU Bakersfield	UCLA	2-0	
NCAA Tournament	UCLA	1-0	
2/8/20	H	W	8-4
2/6/20	H	W	14-0 (5)
5/20/16	H	W	7-0
3/9/14	H	W	4-2
5/4/13	H	W	8-0 (5)
5/4/13	H	W	14-0 (5)
3/21/10	A	W	7-0
3/21/10	A	W	8-0 (6)
2/27/08	H	W	3-0

CSUN

All-Time	UCLA	47-10 (UCLA +7)	
At UCLA	UCLA	21-5	
At CSUN	UCLA	18-5	
Neutral Site	UCLA	8-0	
NCAA Tournament	UCLA	4-0	
WCWS	UCLA	1-0	
3/24/19	A	W	14-2 (6)
4/3/18	H	W	8-3
4/26/17	A	W	5-0
4/13/16	H	W	6-0
5/15/15	H	W	9-1 (5)
3/26/15	A	W	6-4 (10)
4/15/14	H	W	8-0 (5)
3/6/13	A	L	2-3
4/18/12	H	W	10-3
2/23/11	A	W	8-0 (5)
2/20/10	H	W	7-2
2/19/10	H	W	9-0 (5)
3/13/08	H	W	7-0
3/25/06	A	W	1-0
2/2/03	H	W	2-0
5/18/01	H	W	9-0
4/4/01	A	W	12-1 (6)
4/4/01	A	W	8-0
2/4/01	N	W	7-0
2/3/01	N	W	13-0 (5)
2/24/00	H	W	1-0
2/24/00	H	W	4-0
3/31/99	A	W	6-2
3/31/99	A	W	2-1
2/17/99	H	W	8-0 (5)
2/17/99	H	W	6-0
4/15/98	A	L	4-5
4/15/98	A	L	0-9 (5)
3/8/97	A	W	8-3
3/8/97	A	W	9-2
5/18/96	N	W	7-5
4/26/95	H	L	0-1 (10)
4/26/95	H	W	2-0
2/18/95	N	W	7-2
4/6/94	A	L	1-6
4/6/94	A	L	1-2
5/29/93	N	W	2-0
2/26/93	N	W	6-0
2/11/93	H	W	7-2 (6)
2/11/93	H	L	1-2
2/21/92	N	W	3-0
2/5/92	H	W	2-0
2/5/92	H	W	3-0
2/6/91	A	W	3-0 (6)
2/6/91	A	W	4-0
3/2/90	N	W	2-1
2/23/85	A	W	7-1
2/23/85	A	W	1-0 (8)
2/21/84	H	W	5-2
2/21/84	H	L	0-1

2/23/83	A	W	3-0 (8)
2/23/83	A	W	4-0
2/23/82	H	W	3-0
2/23/82	H	L	0-1
4/25/79	H	W	1-0 (11)
4/25/79	H	L	0-4
4/17/77	A	W	15-0

CANISIUS

All-Time	UCLA	2-0	
At UCLA	UCLA	1-0	
Neutral Site	UCLA	1-0	
NCAA Tournament	UCLA	1-0	
3/10/07	N	W	1-0
5/18/00	H	W	8-0 (5)

CENTRAL MICHIGAN

All-Time	UCLA	2-0	
At UCLA	UCLA	2-0	
NCAA Tournament	UCLA	2-0	
5/18/91	H	W	5-0
5/17/91	H	W	4-0

CHARLESTON SOUTHERN

All-Time	UCLA	4-0	
At UCLA	UCLA	2-0	
Neutral Site	UCLA	2-0	
3/5/16	H	W	9-0 (5)
3/8/14	H	W	4-0
3/10/13	N	W	10-0 (5)
3/10/12	N	W	9-1 (5)

COASTAL CAROLINA

All-Time	UCLA	1-0	
At UCLA	UCLA	1-0	
NCAA Tournament	UCLA	1-0	
5/17/01	H	W	8-0 (5)

COLGATE

All-Time	UCLA	1-0	
Neutral Site	UCLA	1-0	
NCAA Tournament	UCLA	1-0	
5/15/03	N	W	8-0 (6)

COLORADO STATE

All-Time	UCLA	10-0	
At UCLA	UCLA	2-0	
Neutral Site	UCLA	8-0	
2/24/19	N	W	3-0
2/14/16	N	W	8-3
2/12/16	N	W	6-5
2/26/10	N	W	4-3
2/27/09	N	W	4-0
2/16/07	N	W	10-2 (5)
3/8/01	N	W	8-1
3/2/01	H	W	2-0
3/2/01	H	W	11-3 (6)
3/6/87	N	W	4-0

CONNECTICUT

All-Time	UCLA	2-0	
Neutral Site	UCLA	2-0	
NCAA Tournament	UCLA	1-0	
WCWS	UCLA	1-0	
3/3/19	N	W	4-0
5/27/93	N	W	3-0

CREIGHTON

All-Time	UCLA	9-1 (UCLA +8)	
At UCLA	UCLA	6-1	
Neutral Site	UCLA	3-0	
NCAA Tournament	UCLA	1-0	
5/21/99	H	W	14-0
3/6/99	N	W	16-4
3/25/88	N	W	9-0
3/16/84	H	W	2-0
3/16/84	H	W	1-0 (14)
3/7/83	H	W	1-0 (11)
3/7/83	H	W	7-0
3/8/82	H	W	1-0

3/8/82	H	L	2-3
5/22/81	N	W	2-1

DARTMOUTH

All-Time	UCLA	1-0	
At UCLA	UCLA	1-0	
3/26/17	H	W	4-2

DELAWARE

All-Time	UCLA	2-0	
Neutral Site	UCLA	2-0	
2/8/14	N	W	7-0
2/6/14	N	W	10-0 (5)

DEPAUL

All-Time	UCLA	7-1 (UCLA +1)	
At UCLA	UCLA	2-0	
Neutral Site	UCLA	5-1	
NCAA Tournament	UCLA	2-0	
WCWS	UCLA	2-0	
2/13/04	N	W	10-2 (6)
3/9/03	N	L	0-1
3/9/01	N	W	4-0
5/30/99	N	W	2-1 (8)
5/27/99	N	W	3-2 (9)
3/4/99	N	W	1-0
3/18/93	H	W	7-0
3/18/93	H	W	5-1

EASTERN KENTUCKY

All-Time	UCLA	3-0	
Neutral Site	UCLA	3-0	
NCAA Tournament	UCLA	1-0	
3/9/12	N	W	9-1 (6)
3/9/07	N	W	8-0 (5)
5/17/02	N	W	10-0 (5)

EASTERN MICHIGAN

All-Time	UCLA	3-0	
Neutral Site	UCLA	3-0	
3/10/17	N	W	8-0 (5)
3/1/08	N	W	8-0 (6)
2/21/98	N	W	3-0

FLORIDA

All-Time	UCLA	8-6 (UCLA +4)	
At UCLA	UCLA	2-0	
At Florida	Florida	2-1	
Neutral Site	UCLA	5-4	
NCAA Tournament	Tied	3-3	
WCWS	Tied	3-3	
2/22/20	N	W	5-4 (8)
3/1/19	N	W	4-0
2/27/19	N	W	7-1
6/1/18	N	W	6-5
3/3/17	N	L	4-9
2/25/16	N	L	1-2
5/22/11	A	L	3-11 (5)
5/22/11	A	W	3-2
5/21/11	A	L	2-4
2/25/11	N	L	1-4
6/3/10	N	W	16-3 (6)
5/31/08	N	L	0-2
3/3/07	H	W	10-2 (6)
3/3/02	H	W	11-1

FLORIDA ATLANTIC

All-Time	UCLA	3-0	
At Florida Atlantic	UCLA	1-0	
Neutral Site	UCLA	2-0	
2/13/10	N	W	11-0 (5)
2/21/03	A	W	7-0
2/6/00	N	W	7-3

FIU

All-Time	UCLA	5-0	
Neutral Site	UCLA	5-0	
3/6/09	N	W	5-3
2/22/03	N	W	3-0
2/18/01	N	W	10-0 (5)

2/5/00	N	W	11-0 (5)
2/20/99	N	W	5-0

FLORIDA STATE

All-Time	Tied	9-9 (UCLA +1)	
At UCLA	Tied	2-2	
Neutral Site	Tied	7-7	
NCAA Tournament	Tied	5-5	
WCWS	Florida State	4-3	
2/16/20	N	W	3-2
6/3/18	N	L	6-12
6/3/18	N	L	1-3
5/31/18	N	W	7-4
2/26/17	N	L	1-2
6/4/16	N	L	4-8
3/4/16	H	L	0-3
2/21/15	N	L	1-5
5/19/12	H	L	1-2
5/23/02	N	L	1-2 (9)
5/21/00	H	W	7-1
5/20/00	H	W	6-1
3/10/00	N	W	3-0
3/10/96	N	W	4-0
3/12/94	N	W	3-0
5/23/91	N	W	1-0
2/15/91	N	W	5-2
5/27/90	N	W	3-0

FORDHAM

All-Time	UCLA	2-0	
At UCLA	UCLA	1-0	
Neutral Site	UCLA	1-0	
2/15/18	H	W	4-0
3/2/12	N	W	9-5

FRESNO STATE

All-Time	UCLA	47-11 (UCLA +4)	
At UCLA	UCLA	15-1	
At Fresno State	UCLA	11-6	
Neutral Site	UCLA	21-4	
NCAA Tournament	UCLA	13-3	
WCWS	UCLA	9-3	
2/16/19	H	W	8-0 (5)
2/7/19	N	W	8-2
2/25/18	N	W	7-3
3/1/13	N	W	7-1
2/25/12	N	L	3-6
5/23/10	H	W	7-2
3/5/10	N	W	5-4
5/17/09	H	W	9-5
5/16/09	H	W	4-2
2/22/09	N	W	10-2 (6)
2/19/06	H	W	1-0 (10)
2/18/06	H	W	2-0
3/6/05	A	W	7-0
3/14/04	A	W	2-1 (9)
5/16/03	A	W	3-0
3/9/03	A	W	5-0
3/25/02	H	W	7-0
3/25/02	H	W	1-0
3/11/01	A	W	8-2
3/12/00	A	L	0-1
2/26/00	H	W	3-0
2/26/00	H	W	5-0
2/19/00	N	W	5-2 (8)
5/28/99	N	W	1-0
3/7/99	A	W	2-1
3/8/98	A	L	2-3 (8)
5/22/97	N	W	2-0 (8)
2/8/97	A	L	3-4
2/8/97	A	L	2-4
2/24/96	A	L	4-5
2/24/96	A	W	4-1
2/17/95	N	W	4-1
5/26/94	N	L	0-1
4/12/94	H	W	5-2
4/12/94	H	L	2-6
2/20/93	N	W	4-0
2/13/93	A	W	2-1 (6)
2/13/93	A	W	1-0 (9)

5/24/92	N	W	4-0
5/26/91	N	W	5-1 (13)
5/28/90	N	W	2-0
5/27/90	N	L	0-1
2/11/90	N	W	5-1
2/10/90	N	W	2-1
5/28/89	N	W	1-0
4/16/89	H	W	2-1
4/16/89	H	W	2-1
2/26/89	A	L	0-2
5/29/88	N	W	3-0
5/29/88	N	L	1-2
5/27/88	N	W	6-1
2/14/88	A	W	5-3
2/14/88	A	W	5-1
4/5/87	H	W	3-0
4/5/87	H	W	5-0
5/31/82	N	W	2-0 (8)
5/7/81	N	W	2-0
5/10/79			

SERIES RESULTS VS. NON-CONFERENCE OPPONENTS

2/23/08	N	W	3-0
5/19/07	H	L	1-3 (8)
2/15/03	N	W	10-2 (6)
2/12/00	A	W	9-1
2/19/99	N	W	10-2
2/27/94	N	L	0-1
4/2/92	H	W	3-0
4/2/92	H	W	2-0
3/29/91	A	W	3-0
3/14/90	H	W	5-0
3/14/90	H	W	3-0
4/13/88	H	W	5-0
4/13/88	H	W	8-0
4/29/86	H	L	3-4
4/29/86	H	W	7-0
3/29/85	A	L	0-1

HOFSTRA

All-Time	UCLA 3-2 (Hofstra +1)		
At UCLA	Hofstra 1-0		
Neutral Site	UCLA 3-1		
NCAA Tournament	UCLA 1-0		
5/18/12	H	L	2-7
3/4/12	N	W	9-4
2/13/00	N	L	5-10
2/11/00	N	W	6-1
3/9/96	N	W	9-0 (5)

IDAHO STATE

All-Time	UCLA 2-0		
At UCLA	UCLA 1-0		
Neutral Site	UCLA 1-0		
2/5/15	H	W	13-3 (6)
4/8/83	N	W	1-0 (8)

ILLINOIS

All-Time	UCLA 2-1 (UCLA +2)		
At UCLA	UCLA 2-0		
Neutral Site	Illinois 1-0		
3/7/15	H	W	9-2
3/6/15	H	W	14-0 (5)
2/16/08	N	L	2-6

ILLINOIS-CHICAGO

All-Time	UCLA 3-0		
Neutral Site	UCLA 3-0		
NCAA Tournament	UCLA 1-0		
WCWS	UCLA 1-0		
2/28/97	N	W	2-0
5/28/94	N	W	9-0 (5)
3/11/94	N	W	2-0

ILLINOIS STATE

All-Time	Illinois State 2-1 (ISU +2)		
At UCLA	Illinois State 1-0		
Neutral Site	Tied 1-1		
3/2/07	H	L	1-2
3/11/00	N	L	2-3 (8)
2/21/93	N	W	3-0

INDIANA

All-Time	UCLA 2-1 (UCLA +2)		
At UCLA	UCLA 1-0		
Neutral Site	Tied 1-1		
2/19/15	N	W	7-4
2/7/09	H	W	10-2 (5)
3/6/98	N	L	2-6

INDIANA STATE

All-Time	UCLA 1-0		
Neutral Site	UCLA 1-0		
3/9/96	N	W	9-0 (5)

IOWA

All-Time	UCLA 4-1 (UCLA +1)		
Neutral Site	UCLA 4-1		
NCAA Tournament	UCLA 1-0		
WCWS	UCLA 1-0		
3/6/09	N	W	2-1 (8)
3/9/02	N	L	0-1

3/8/02	N	W	4-0
5/24/01	N	W	2-0
3/10/96	N	W	2-1

IOWA STATE

All-Time	UCLA 3-0		
Neutral Site	UCLA 3-0		
3/12/16	N	W	7-1
3/4/05	N	W	9-0 (5)
3/2/91	N	W	9-0 (5)

IPFW

All-Time	UCLA 1-0		
Neutral Site	UCLA 1-0		
NCAA Tournament	UCLA 1-0		
5/18/13	N	W	8-0

JACKSONVILLE

All-Time	UCLA 2-0		
Neutral Site	UCLA 2-0		
NCAA Tournament	UCLA 2-0		
5/21/11	N	W	12-4
5/20/11	N	W	2-0

JAMES MADISON

All-Time	UCLA 3-0		
At UCLA	UCLA 2-0		
Neutral Site	UCLA 1-0		
NCAA Tournament	UCLA 2-0		
5/25/19	H	W	7-2
5/24/19	H	W	6-1
2/29/08	N	W	8-0 (5)

KANSAS

All-Time	UCLA 7-0		
Neutral Site	UCLA 7-0		
2/25/06	N	W	4-3
2/16/01	N	W	15-1 (5)
3/7/98	N	W	6-3
3/29/92	N	W	14-2
3/28/92	N	W	10-0 (6)
2/15/90	N	W	10-2 (6)
5/25/79	N	W	2-0

KENT STATE

All-Time	UCLA 3-0		
Neutral Site	UCLA 3-0		
NCAA Tournament	UCLA 1-0		
WCWS	UCLA 1-0		
3/3/05	N	W	4-1
2/19/99	N	W	9-0 (6)
5/23/90	N	W	4-0

KENTUCKY

All-Time	UCLA 7-3 (UCLA +1)		
At UCLA	UCLA 5-3		
Neutral Site	UCLA 2-0		
NCAA Tournament	Kentucky 2-1		
2/23/19	N	W	12-4 (6)
2/15/17	H	L	1-2 (11)
2/15/17	H	W	6-2
5/25/14	H	L	1-7
5/25/14	H	L	3-7
5/24/14	H	W	6-4
2/11/12	H	W	6-2
2/10/12	H	W	12-0 (5)
2/9/12	H	W	7-1
2/14/09	N	W	9-6

LEHIGH

All-Time	UCLA 1-0		
At UCLA	UCLA 1-0		
NCAA Tournament	UCLA 1-0		
5/19/17	H	W	8-0 (5)

LIBERTY

All-Time	UCLA 5-0
At UCLA	UCLA 1-0
Neutral Site	UCLA 4-0

NCAA Tournament	UCLA 1-0		
2/15/20	N	W	9-1 (5)
3/9/19	H	W	4-3
2/23/18	N	W	4-3
2/19/17	N	W	7-1
5/16/02	N	W	3-0

LONG BEACH STATE

All-Time	UCLA 74-10 (UCLA +4)		
At UCLA	UCLA 32-1		
At Long Beach State	UCLA 20-6		
Neutral Site	UCLA 21-3		
NCAA Tournament	UCLA 9-0		
WCWS	UCLA 2-0		
3/10/19	A	W	5-3 (8)
3/11/18	A	W	6-5
3/11/17	A	W	1-0
3/13/16	N	W	3-2
2/27/15	N	L	4-5
4/21/14	N	W	8-1
4/21/14	N	W	10-6
3/8/13	N	W	6-3
3/9/12	N	W	14-0 (5)
3/11/11	N	W	7-3
3/26/10	H	W	11-3 (6)
5/15/09	H	W	4-2
3/8/09	N	L	1-2
3/9/08	N	W	1-0 (8)
3/10/07	N	W	12-1 (5)
3/2/07	H	W	11-0 (5)
5/20/06	H	W	5-0
3/12/06	N	W	4-2
2/15/06	A	L	0-1
3/11/04	N	W	5-1
2/29/04	H	W	4-0
2/8/04	N	W	5-1
3/8/02	N	W	4-1
2/23/02	A	W	10-0
2/23/02	A	L	2-3 (9)
2/14/01	H	W	7-0
5/19/00	H	W	10-4
2/12/00	N	W	6-0
3/5/99	N	W	7-1
2/28/99	A	W	7-0
2/28/99	A	W	6-1
2/19/98	N	L	1-3
2/11/97	H	L	0-2
2/11/97	H	W	3-2
2/25/95	H	W	9-0 (5)
2/25/95	H	W	10-2 (5)
2/17/95	N	W	3-0
3/16/94	A	W	4-1
3/16/94	A	W	4-0
4/13/93	H	W	2-0
4/13/93	H	W	1-0
2/29/92	A	W	4-0
2/29/92	A	W	2-0
2/23/92	N	W	4-3
2/21/92	N	W	4-3
2/15/92	N	W	3-1
5/25/91	N	W	1-0 (11)
2/12/91	H	W	7-0
2/12/91	H	W	1-0
5/25/90	N	W	6-0
2/23/90	A	W	1-0
2/23/90	A	W	5-0
2/18/90	N	W	7-2
5/20/89	H	W	3-0
5/19/89	H	W	5-1
3/1/89	H	W	2-0
3/1/89	H	W	5-0
3/2/88	A	L	0-2
3/2/88	A	W	1-0 (8)
5/16/87	H	W	2-0
5/15/87	H	W	1-0
3/31/87	H	W	4-0
3/31/87	H	W	4-0
2/26/86	A	L	1-2 (8)
2/26/86	A	L	1-3
4/9/85	H	W	2-0

4/9/85	H	W	1-0
4/10/84	A	W	2-1
4/10/84	A	L	0-1 (11)
3/13/84	H	W	1-0
3/13/84	H	W	1-0 (8)
5/5/83	A	W	3-0
5/5/83	A	W	5-1
4/12/83	H	W	2-1
4/12/83	H	W	8-0
4/30/82	A	W	6-1
4/30/82	A	W	4-0
4/8/82	H	W	4-0
4/8/82	H	W	2-0
4/15/81	A	W	3-1
4/15/81	A	W	2-0
3/18/81	H	W	11-0
3/18/81	H	W	13-1
1978		W	5-1

LIU BROOKLYN

All-Time	UCLA 1-0		
Neutral Site	UCLA 1-0		
2/22/03	N	W	7-0

LONGWOOD

All-Time	UCLA 2-0		
Neutral Site	UCLA 2-0		
3/10/17	N	W	8-0 (5)
3/8/09	N	W	12-2 (6)

LOUISIANA-LAFAYETTE

All-Time	UCLA 7-1 (UCLA +5)		
At UCLA	UCLA 2-0		
At Louisiana-Lafayette	UCLA 2-1		
Neutral Site	UCLA 3-0		
NCAA Tournament	UCLA 7-1		
WCWS	UCLA 3-0		
5/30/10	H	W	10-1 (5)
5/29/10	H	W	10-2 (5)
5/24/03	N	W	5-1
5/18/97	A	W	3-0
5/18/97	A	W	9-0 (5)
5/17/97	A	L	1-4
5/25/96	N	W	3-2
5/31/93	N	W	1-0

LOUISIANA-MONROE

All-Time	UCLA 3-0		
At UCLA	UCLA 1-0		
Neutral Site	UCLA 2-0		
NCAA Tournament	UCLA 1-0		
2/17/13	N	W	9-1 (6)
2/1/02	H	W	8-0 (5)
5/17/97	N	W	3-0

LOUISIANA TECH

All-Time	UCLA 1-0		
Neutral Site	UCLA 1-0		
NCAA Tournament	UCLA 1-0		
WCWS	UCLA 1-0		
5/26/83	N	W	8-0

LOUISVILLE

All-Time	UCLA 2-0		
At UCLA	UCLA 1-0		
At Louisville	UCLA 1-0		
NCAA Tournament	UCLA 2-0		
5/18/13	A	W	19-2 (5)
5/21/04	H	W	2-0

LOYOLA CHICAGO

All-Time	UCLA 4-0		
At UCLA	UCLA 4-0		
3/8/14	H	W	7-2
3/7/14	H	W	11-3 (6)
3/4/07	H	W	9-1 (5)
3/3/07	H	W	3-0

LOYOLA MARYMOUNT

All-Time	UCLA 26-1 (UCLA +7)
At UCLA	UCLA 16-1

At Loyola Marymount	UCLA 7-0		
Neutral Site	UCLA 3-0		
NCAA Tournament	UCLA 2-1		
2/17/19	H	W	3-1
2/16/14	H	W	2-0
5/1/13	H	W	8-4
2/14/12	A	W	24-2 (5)
4/6/11	H	W	5-4
3/28/10	A	W	5-0 (5)
3/28/10	A	W	8-2
5/19/07	H	L	2-4
5/18/07	H	W	6-3
2/27/07	H	W	5-2
5/20/05	H	W	6-1
1/31/03	H	W	9-0 (5)
3/3/00	N	W	2-0
4/14/99	H	W	8-0 (6)
4/14/99	H	W	3-0
1/31/98	H	W	3-0
1/31/98	H	W	5-3
3/2/97	N	W	1-0
1/29/97	A	W	1-0
1/29/97	A	W	3-0
1/27/96	H	W	5-4
1/27/96	H	W	9-0 (5)
2/18/95	N	W	8-0 (6)
5/6/87	H	W	10-0 (5)
5/6/87	H	W	8-1
2/11/87	A	W	12-0
2/11/87	A	W	10-0 (5)

LSU

All-Time	UCLA 8-3 (UCLA +1)		
Neutral Site	UCLA 8-3		
NCAA Tournament	UCLA 2-1		
WCWS	UCLA 2-1		
2/24/18	N	W	9-1 (5)
6/1			

MERCER
All-Time UCLA 2-0
Neutral Site UCLA 2-0
 3/11/06 N W 8-0 (6)
 3/12/99 N W 8-0 (6)

MICHIGAN
All-Time UCLA 12-11-1 (UCLA +1)
At UCLA UCLA 7-3
Neutral Site Michigan 8-5-1
NCAA Tournament Tied 3-3
WCWS Tied 3-3
 3/5/20 H W 2-0
 3/1/19 N L 1-3
 3/2/17 N W 4-0
 3/2/16 H L 6-8
 5/29/15 N L 4-10
 3/5/14 H L 4-9
 3/4/14 H W 4-1 (8)
 3/2/12 N L 3-5
 2/14/10 N L 2-4 (13)
 2/14/09 N L 4-7
 3/15/06 H W 6-4 (10)
 6/8/05 N L 1-4 (10)
 6/7/05 N L 2-5
 6/6/05 N W 5-0
 2/15/04 N W 3-0
 2/18/00 N T 4-4 (6)
 2/20/98 N L 1-3
 5/24/97 N W 7-3
 5/23/96 N W 2-0
 3/4/95 H L 4-5 (8)
 3/25/87 H W 4-0
 3/25/87 H W 10-2
 2/24/84 H W 7-1
 2/24/84 H W 2-0

MICHIGAN STATE
All-Time UCLA 6-0
At UCLA UCLA 1-0
Neutral Site UCLA 5-0
NCAA Tournament UCLA 2-0
 3/9/18 N W 10-0 (5)
 3/7/12 H W 14-3 (5)
 2/23/07 N W 8-0 (6)
 5/18/03 N W 5-0
 5/17/03 N W 6-2
 3/8/96 N W 6-3

MIDDLE TENNESSEE
All-Time UCLA 1-0
At UCLA UCLA 1-0
 2/9/18 H W 11-0 (5)

MINNESOTA
All-Time UCLA 8-0
At UCLA UCLA 2-0
Neutral Site UCLA 6-0
NCAA Tournament UCLA 2-0
WCWS UCLA 1-0
 3/7/20 H W 4-0
 5/30/19 N W 7-2
 3/3/18 N W 12-4 (6)
 5/22/99 H W 5-0
 2/23/92 N W 5-0
 2/20/92 N W 1-0
 2/14/92 N W 6-0
 5/27/78 N W 3-0 (11)

MISSISSIPPI STATE
All-Time UCLA 3-0
Neutral Site UCLA 3-0
 3/12/06 N W 3-0
 3/10/06 N W 2-0
 2/12/99 N W 5-0

MISSISSIPPI VALLEY STATE
All-Time UCLA 1-0
At UCLA UCLA 1-0

NCAA Tournament UCLA 1-0
 5/20/04 H W 8-0 (5)

MISSOURI
All-Time UCLA 19-4 (UCLA +1)
At UCLA UCLA 9-3
Neutral Site UCLA 10-1
NCAA Tournament UCLA 8-3
WCWS UCLA 2-0
 5/19/19 H W 13-1 (5)
 5/19/19 H L 1-5
 5/18/19 H W 9-1 (5)
 2/22/19 N W 11-3 (6)
 2/25/18 N W 4-0
 5/24/15 H W 10-6
 5/23/15 H W 7-4
 2/20/15 N W 8-0 (6)
 2/22/14 N W 4-3
 2/26/12 N L 5-7 (6)
 5/24/09 H L 1-9 (5)
 5/24/09 H W 5-2
 5/23/09 H L 1-2
 3/1/09 N W 2-1
 2/15/08 N W 4-0
 3/2/03 H W 2-0
 3/1/03 H W 5-0
 2/28/03 H W 8-0 (5)
 5/23/99 H W 12-5
 3/6/99 N W 9-0 (6)
 5/25/91 N W 5-0
 5/26/83 N W 1-0
 1979 N W 4-1

MISSOURI STATE
All-Time UCLA 3-0
At UCLA UCLA 1-0
Neutral Site UCLA 2-0
NCAA Tournament UCLA 2-0
 5/19/06 H W 11-2 (6)
 5/18/96 N W 8-2
 5/26/78 N W 1-0

MOUNT ST. MARY'S
All-Time UCLA 1-0
Neutral Site UCLA 1-0
 2/28/20 N W 10-0 (5)

NEBRASKA
All-Time UCLA 15-1 (UCLA +12)
Neutral Site UCLA 15-1
NCAA Tournament UCLA 4-0
WCWS UCLA 4-0
 2/23/19 N W 9-1 (6)
 2/23/18 N W 5-0
 2/22/15 N W 5-1 (6)
 2/23/14 N W 6-2
 2/13/04 N W 10-1 (5)
 2/15/03 N W 5-1
 2/16/02 N W 11-2 (5)
 2/9/02 N W 6-1
 2/17/01 N W 6-2
 3/27/92 N W 6-1
 3/27/88 N W 9-0
 5/22/87 N W 3-0
 3/29/87 N L 1-3
 5/26/85 N W 2-1 (9)
 5/25/85 N W 3-0
 5/28/84 N W 1-0

NEVADA
All-Time UCLA 13-3 (UCLA +13)
At UCLA UCLA 7-0
Neutral Site UCLA 6-3
NCAA Tournament UCLA 2-0
 2/24/13 N W 13-4 (5)
 5/18/08 H W 4-3
 5/17/08 H W 6-4 (9)
 2/8/08 H W 10-1 (5)
 2/11/07 N W 9-1 (5)
 3/7/04 N W 3-0

3/29/88 H W 12-1 (5)
 3/29/88 H W 14-0 (5)
 4/12/87 H W 7-0
 4/12/87 H W 3-0
 3/6/87 N W 5-2
 5/4/78 N W 1-0 (9)
 5/7/77 N W 1-0
 5/5/77 N L 0-1
 4/29/76 N L 4-5
 5/2/75 N L 0-6

NEW MEXICO
All-Time UCLA 10-1 (UCLA +3)
At UCLA UCLA 2-0
Neutral Site UCLA 8-1
NCAA Tournament UCLA 2-1
WCWS UCLA 2-1
 2/28/16 N L 2-7
 3/1/15 N W 8-2
 2/13/15 N W 12-3
 2/27/11 N W 5-4 (8)
 2/27/10 N W 10-5 (8)
 2/13/09 N W 16-10
 3/9/08 N W 2-0
 2/24/08 N W 6-2
 2/25/07 N W 8-6
 6/4/06 N L 1-3 (8)
 3/26/06 H L 2-3
 2/21/04 N W 5-1
 3/30/88 H W 2-0
 3/30/88 H W 5-1
 3/25/88 N W 4-1
 4/3/87 H W 3-2 (8)
 4/3/87 H L 0-2
 5/25/85 N W 1-0
 5/26/84 N W 1-0 (9)

NEW MEXICO STATE
All-Time UCLA 5-0
Neutral Site UCLA 5-0
 3/10/01 N W 4-0
 2/14/99 N W 2-0
 2/15/92 N W 15-0 (5)
 2/14/91 N W 4-0
 2/15/90 N W 2-0

NICHOLLS STATE
All-Time UCLA 1-0
Neutral Site UCLA 1-0
NCAA Tournament UCLA 1-0
 5/16/97 N W 3-0

NORTH CAROLINA
All-Time UCLA 1-0
At UCLA UCLA 1-0
 3/10/10 H W 1-0

NORTH CAROLINA STATE
All-Time UCLA 2-0
Neutral Site UCLA 2-0
 2/23/17 N W 8-3
 2/21/09 N W 12-1 (5)

NORTH DAKOTA STATE
All-Time UCLA 3-0
At UCLA UCLA 3-0
 3/12/13 H W 7-1
 2/12/11 H W 15-2 (5)
 2/11/11 H W 7-0

NORTH TEXAS
All-Time UCLA 1-0
Neutral Site UCLA 1-0
 3/12/04 N W 6-0

NORTHERN COLORADO
All-Time UCLA 4-0
Neutral Site UCLA 4-0
 4/13/84 N W 5-0
 4/13/84 N W 6-0
 5/25/79 N W 2-0
 5/29/78 N W 3-0

NORTHERN ILLINOIS
All-Time UCLA 1-0
Neutral Site UCLA 1-0
NCAA Tournament UCLA 1-0
WCWS UCLA 1-0
 5/25/88 N W 1-0

NORTHERN IOWA
All-Time UCLA 2-0
At UCLA UCLA 2-0
NCAA Tournament UCLA 2-0
 5/19/90 H W 4-0
 5/18/90 H W 2-0

NORTHWESTERN
All-Time UCLA 15-4 (NU +1)
At UCLA UCLA 3-2
Neutral Site UCLA 12-2
NCAA Tournament UCLA 2-1
WCWS UCLA 2-1
 2/28/16 N L 2-7
 3/1/15 N W 8-2
 2/13/15 N W 12-3
 2/27/11 N W 5-4 (8)
 2/27/10 N W 10-5 (8)
 2/13/09 N W 16-10
 3/9/08 N W 2-0
 2/24/08 N W 6-2
 2/25/07 N W 8-6
 6/4/06 N L 1-3 (8)
 3/26/06 H L 2-3
 2/21/04 N W 5-1
 3/30/88 H W 2-0
 3/30/88 H W 5-1
 3/25/88 N W 4-1
 4/3/87 H W 3-2 (8)
 4/3/87 H L 0-2
 5/25/85 N W 1-0
 5/26/84 N W 1-0 (9)

NOTRE DAME
All-Time UCLA 9-2 (UCLA +1)
At UCLA UCLA 5-1
Neutral Site UCLA 4-1
NCAA Tournament UCLA 2-0
 2/12/17 H W 8-0 (5)
 2/20/16 N L 6-8
 2/6/15 H L 4-8
 5/18/14 H W 1-0
 5/17/14 H W 7-0
 3/10/09 H W 3-1
 3/7/08 N W 3-2
 3/11/07 N W 9-3
 2/25/05 N W 3-1
 3/10/98 H W 4-3 (10)
 3/11/94 N W 12-0 (5)

OHIO
All-Time UCLA 2-0
At UCLA UCLA 1-0
Neutral Site UCLA 1-0
 2/17/13 N W 11-2 (6)
 3/24/11 H W 9-1 (5)

OHIO STATE
All-Time UCLA 9-1 (UCLA +3)
At UCLA UCLA 3-0
Neutral Site UCLA 6-1
NCAA Tournament UCLA 3-1
WCWS UCLA 3-1
 3/11/18 N W 11-0 (5)
 2/21/15 N W 8-0 (6)
 2/27/11 N W 12-5
 2/28/10 N L 0-7
 2/24/06 N W 4-1
 3/2/96 H W 13-0 (5)
 3/2/96 H W 9-0 (5)
 3/3/95 H W 5-0 (6)
 2/16/92 N W 1-0
 3/3/91 N W 2-0

OKLAHOMA
All-Time UCLA 12-4 (UCLA +3)
At UCLA UCLA 3-1
Neutral Site UCLA 9-3
NCAA Tournament UCLA 3-1
WCWS UCLA 3-1
 6/4/19 N W 5-4
 6/3/19 N W 16-3

2/22/19 N W 7-1
 2/24/17 N L 1-10 (5)
 2/27/16 N L 7-11
 2/21/14 N W 3-2
 2/25/11 N W 3-0
 2/10/08 H L 0-7
 2/8/08 H W 6-1
 2/26/06 N W 2-0
 5/25/02 N W 2-0
 5/29/00 N L 1-3
 3/13/94 N W 3-0
 2/16/90 N W 7-1
 3/9/81 H W 11-0
 3/9/81 H W 3-2

OKLAHOMA STATE
All-Time UCLA 12-5 (UCLA +3)
Neutral Site UCLA 12-5
NCAA Tournament UCLA 4-1
WCWS UCLA 4-1
 4/28/18 H W 7-0
 4/27/18 H W 7-2
 2/23/13 N W 5-1
 2/17/07 N L 1-8
 2/26/05 N L 1-2
 3/1/97 N W 6-2
 3/13/94 N L 2-8
 5/30/93 N W 5-0
 5/29/93 N L 0-1 (13)
 2/21/93 N W 7-0
 5/26/90 N W 2-1
 5/27/89 N W 2-1
 3/27/87 N W 2-0
 3/8/86 N L 2-3 (10)
 5/27/82 N W 2-1 (13)
 5/23/81 N W 5-0
 4/11/81 N W 4-1

OLE MISS
All-Time UCLA 4-1 (UCLA +3)
At UCLA UCLA 3-0
Neutral Site Tied 1-1
NCAA Tournament UCLA 2-0
 2/16/19 H W 4-0
 5/26/17 H W 1-0
 5/25/17 H W 8-7 (11)
 3/4/05 N L 2-3 (14)
 3/11/00 N W 4-0

PACIFIC
All-Time UCLA 13-1 (UCLA +10)
At UCLA UCLA 5-0
Neutral Site UCLA 8-1
NCAA Tournament UCLA 2-1
 2/21/16 N W 9-1 (5)
 2/11/12 H W 10-2 (6)
 2/18/00 N W 9-3
 2/20/99 N W 9-5
 2/14/92 N W 10-0 (5)
 2/15/91 N W 2-0
 3/4/87 H W 6-2
 3/4/87 H W 1-0
 5/17/85 N W 2-0
 5/17/85 N W 3-0
 5/16/85 N L 1-3
 3/31/85 N W 7-2
 3/8/84 H W 3-0
 3/8/84 H W 2-0

PENN STATE
All-Time UCLA 2-0
Neutral Site UCLA 2-0
 2/21/04 N W 5-2
 3/11/94 N W 6-0

PITTSBURGH
All-Time UCLA 3-0
At UCLA UCLA 2-0
Neutral Site UCLA 1-0
 2/9/20 H W 17-0 (5)

SERIES RESULTS VS. NON-CONFERENCE OPPONENTS

2/8/20 H W 4-0
3/11/12 N W 5-3

PORTLAND STATE

All-Time UCLA 7-0
At UCLA UCLA 1-0
Neutral Site UCLA 6-0
2/28/15 N W 10-1 (5)
2/19/11 N W 3-0
2/21/10 H W 11-0 (6)
2/16/08 N W 7-4
2/14/04 N W 5-0
2/16/01 N W 20-0 (5)
2/21/99 N W 13-5 (6)

PRINCETON

All-Time UCLA 1-0
Neutral Site UCLA 1-0
3/13/16 N W 13-1 (5)

PROVIDENCE

All-Time UCLA 2-0
At UCLA UCLA 2-0
3/8/15 H W 8-0 (6)
3/6/15 H W 7-1

PURDUE

All-Time UCLA 3-1 (UCLA +1)
At UCLA UCLA 3-1
2/7/15 H W 9-3
2/7/09 H L 1-2
3/2/02 H W 3-0
3/2/02 H W 4-2

RHODE ISLAND

All-Time UCLA 2-0
At Rhode Island UCLA 2-0
NCAA Tournament UCLA 2-0
5/14/83 A W 1-0 (12)
5/13/83 A W 1-0 (9)

ROBERT MORRIS

All-Time UCLA 4-0
At UCLA UCLA 3-0
Neutral Site UCLA 1-0
3/8/19 H W 11-0 (5)
2/15/14 H W 9-0 (5)
2/14/14 H W 3-2 (8)
3/12/94 N W 6-2

RUTGERS

All-Time UCLA 3-0
Neutral Site UCLA 3-0
3/8/08 N W 9-0
2/23/03 N W 8-0 (5)
2/21/03 N W 8-1

SACRAMENTO STATE

All-Time UCLA 22-5 (UCLA +3)
At UCLA UCLA 10-1
At Sacramento State UCLA 3-1
Neutral Site UCLA 9-3
NCAA Tournament UCLA 1-0
5/18/18 H W 3-0
3/11/11 N W 5-3
2/9/06 N W 22-3 (5)
2/17/00 N L 1-2
2/27/99 H W 9-1 (5)
2/27/99 H W 8-2
4/9/95 H W 3-0
4/9/95 H W 2-0
2/26/94 N W 2-0
4/26/92 H W 7-0
4/26/92 H W 4-0
4/13/91 A W 5-1
4/13/91 A W 1-0
3/30/91 N W 10-1
3/28/91 N W 8-0
3/3/91 N W 6-0
2/15/91 N W 8-0 (6)

4/28/90 H W 3-0
4/28/90 H W 6-1
3/3/90 N W 2-0
4/20/79 H L 0-1 (13)
4/20/79 H W 3-0
5/4/78 N W 1-0 (12)
5/7/77 N L 3-5
4/9/77 A W 5-2
4/9/77 A L 1-4
5/1/75 N L 2-8

SAINT MARY'S

All-Time UCLA 14-0
At UCLA UCLA 5-0
At Saint Mary's UCLA 4-0
Neutral Site UCLA 5-0
NCAA Tournament UCLA 1-0
3/24/19 N W 9-1 (5)
2/9/19 N W 13-1 (5)
3/13/11 N W 12-1 (5)
5/21/10 H W 11-4
3/4/00 N W 6-0
1/24/98 A W 5-2 (5)
1/24/98 A W 7-1
2/3/97 H W 13-0 (5)
2/3/97 H W 11-0 (5)
2/20/92 N W 9-0
4/1/89 A W 6-0
4/1/89 A W 1-0
2/2/89 H W 8-0
2/2/89 H W 10-0 (6)

SAINT PETER'S

All-Time UCLA 1-0
Neutral Site UCLA 1-0
3/2/08 N W 10-0 (5)

SAN DIEGO

All-Time UCLA 11-0
At UCLA UCLA 5-0
At San Diego UCLA 5-0
Neutral Site UCLA 1-0
3/1/20 A W 4-0
2/9/20 H W 9-1 (5)
3/3/18 A W 8-3
3/2/13 A W 8-0 (5)
3/1/09 A W 13-0
2/29/08 A W 10-0 (6)
2/10/01 H W 7-0
2/10/01 H W 8-0 (6)
3/3/00 N W 2-0
3/16/99 H W 2-1
3/16/99 H W 7-0

SAN DIEGO STATE

All-Time UCLA 67-2 (UCLA +60)
At UCLA UCLA 30-0
At San Diego State UCLA 22-1
Neutral Site UCLA 9-0
NCAA Tournament UCLA 5-0
2/29/20 A W 5-0
2/10/17 A W 8-0 (6)
5/17/15 H W 8-0 (6)
8/8/15 H W 4-1
3/3/13 A W 7-0
2/19/12 A W 1-0
3/5/11 A W 3-1
2/13/11 H W 8-2
5/22/10 H W 4-3
2/28/09 A W 4-3
2/8/09 H W 6-2 (9)
3/1/08 A W 2-1 (9)
5/21/06 H W 7-0
2/12/06 N W 2-1
3/13/04 N W 2-0
3/6/04 A W 1-0 (10)
2/8/04 N W 6-2
2/2/02 H W 8-0 (5)
5/20/01 H W 11-0 (5)
5/19/01 H W 3-1

2/21/98 N W 8-0 (5)
3/1/97 N W 13-0 (5)
3/24/96 H W 5-2
3/24/96 H W 3-1
2/17/95 N W 6-2
2/8/95 H W 6-0
3/26/92 N W 6-1
2/21/92 N W 9-0 (5)
3/10/91 H W 6-0
3/10/91 H W 5-0
3/2/90 N W 4-0
2/25/90 A W 5-0
2/25/90 A W 5-1
2/27/87 H W 3-0
2/27/87 H W 4-0
4/23/85 H W 3-0
4/23/85 H W 1-0
4/24/84 A W 2-0
4/24/84 A W 2-0
3/10/84 H W 2-0 (8)
3/10/84 H W 3-0
5/6/83 H W 1-0
5/6/83 H W 1-0 (12)
4/15/83 A W 2-0
4/15/83 A W 1-0
4/14/82 A W 3-0
4/14/82 A W 1-0
3/6/82 H W 2-1
3/6/82 H W 4-0
4/22/81 A W 5-1
4/22/81 A W 5-1
3/14/81 H W 3-0
3/14/81 H W 1-0
3/29/80 H W 5-0
3/29/80 H W 3-0
3/13/80 A W 5-0
3/13/80 A W 2-0
4/18/79 W 5-0
4/18/79 W 2-1
4/9/79 W 2-0 (9)
1978 L 1-2
1978 W 2-0
1978 W 2-0
1978 W 6-0
4/29/77 A W 3-1
4/29/77 A L 1-2
4/14/77 H W 14-3
4/14/77 H W 10-0
4/23/76 A W 2-1

SAN JOSE STATE

All-Time UCLA 13-0
At UCLA UCLA 8-0
At San Jose State UCLA 3-0
Neutral Site UCLA 2-0
NCAA Tournament UCLA 1-0
3/9/18 N W 10-0 (5)
5/20/17 H W 10-2 (6)
2/16/13 N W 8-4
3/4/06 H W 8-2
3/4/06 H W 8-0 (5)
2/3/02 H W 3-0
2/3/01 A W 8-0 (5)
4/2/95 A W 15-1 (6)
4/2/95 A W 6-0
4/21/94 H W 6-0
4/21/94 H W 9-1 (5)
4/8/90 H W 1-0 (10)
4/8/90 H W 1-0

SANTA CLARA

All-Time UCLA 17-0
At UCLA UCLA 7-0
At Santa Clara UCLA 6-0
Neutral Site UCLA 4-0
3/4/18 N W 8-0 (6)
2/9/08 H W 27-1 (5)
3/5/06 H W 8-1
3/5/06 H W 8-2
3/6/05 N W 6-5

2/7/04 N W 4-0
2/5/99 H W 3-0
2/5/99 H W 14-1 (5)
1/25/98 A W 7-1
1/25/98 A W 4-0
4/23/96 A W 4-2
4/23/96 A W 1-0 (8)
5/7/94 H W 7-0
5/7/94 H W 8-0 (5)
4/1/90 A W 1-0
4/1/90 A W 2-0
3/27/87 N W 8-1

SEATTLE UNIVERSITY

All-Time UCLA 1-0
Neutral Site UCLA 1-0
2/16/13 N W 9-0 (5)

SOUTH ALABAMA

All-Time UCLA 1-0
Neutral Site UCLA 1-0
3/9/13 N W 2-1

SOUTH CAROLINA

All-Time UCLA 12-1 (UCLA +4)
At South Carolina UCLA 2-1
Neutral Site UCLA 10-0
NCAA Tournament UCLA 4-1
WCWS UCLA 2-0
3/5/17 N W 5-2
2/15/08 N W 6-2
2/14/03 N W 12-0 (5)
5/19/02 A W 1-0
5/19/02 A L 1-2
2/21/97 N W 1-0
5/21/94 A W 3-1
3/13/94 N W 5-0
2/27/94 N W 8-1
2/25/94 N W 10-2 (6)
5/24/89 N W 3-0
5/28/83 N W 2-1 (17)
5/21/81 N W 3-0

SOUTH DAKOTA

All-Time UCLA 3-0
At UCLA UCLA 2-0
Neutral Site UCLA 1-0
4/28/18 H W 4-1
4/27/18 H W 11-1 (5)
2/10/17 N W 6-0

SOUTH DAKOTA STATE

All-Time UCLA 1-0
Neutral Site UCLA 1-0
2/15/09 N W 12-0 (5)

So. ILLINOIS EDWARDSVILLE

All-Time UCLA 1-0
Neutral Site UCLA 1-0
2/18/11 N W 3-2 (9)

SOUTHERN MISSISSIPPI

All-Time UCLA 1-0
Neutral Site UCLA 1-0
NCAA Tournament UCLA 1-0
WCWS UCLA 1-0
5/28/00 N W 6-0

SOUTHERN UTAH

All-Time UCLA 6-0
At UCLA UCLA 2-0
Neutral Site UCLA 4-0
NCAA Tournament UCLA 1-0
2/28/15 N W 9-1 (5)
5/16/14 H W 8-0 (6)
3/13/07 H W 1-0
3/9/07 N W 7-2
3/4/90 N W 3-1
3/2/90 N W 11-0 (6)

St. JOHN'S

All-Time UCLA 3-0
At UCLA UCLA 1-0
Neutral Site UCLA 2-0
3/3/20 H W 9-0 (5)
3/5/05 N W 3-0
3/7/03 N W 8-0 (5)

STEPHEN F. AUSTIN

All-Time UCLA 1-0
Neutral Site UCLA 1-0
3/30/79 N W 6-1

SYRACUSE

All-Time UCLA 7-1 (UCLA +6)
At UCLA UCLA 1-0
Neutral Site UCLA 6-1
2/18/18 N W 6-0
3/5/16 H W 3-2
2/26/12 N W 6-3
3/7/09 N W 11-0 (5)
2/9/07 N W 14-4 (6)
3/11/06 N W 3-0
2/13/05 N L 1-2
3/5/04 N W 4-1

TENNESSEE

All-Time UCLA 7-4 (UCLA +1)
Neutral Site UCLA 7-4
NCAA Tournament Tied 1-1
WCWS Tied 1-1
2/22/13 N W 2-0
2/26/11 N L 1-7
2/13/10 N W 11-1 (6)
2/23/07 N L 1-6
6/1/06 N L 3-4
6/3/05 N W 3-1
2/20/04 N W 3-0
2/19/00 N W 12-1
2/6/00 N W 6-0
2/4/00 N W 10-0 (5)
3/6/98 N L 2-3 (8)

TEXAS

All-Time UCLA 11-6 (Texas +1)
At UCLA Tied 2-2
At Texas UCLA 1-0
Neutral Site UCLA 8-4
NCAA Tournament UCLA 5-0
WCWS UCLA 4-0
2/27/20 H L 4-6 (8)
3/12/17 H W 3-2
5/16/15 H W 4-1
2/19/15 N L 3-5
2/25/12 N L 4-5
2/26/10 N W 9-1 (6)
2/9/07 N L 0-1
6/3/06 N W 2-0
6/5/05 N W 3-0
3/15/05 H L 0-1 (8)
2/27/05 N L 0-3 (8)
5/25/03 N W 2-1
5/25/03 N W 3-0
2/9/02 N W 14-0 (5)
2/24/01 A W 4-3 (8)
2/11/00 N W 5-4 (8)
2/13/99 N W 5-4 (8)

TEXAS A&M

All-Time UCLA 13-11 (UCLA +3)
At UCLA Texas A&M 5-1
At Texas A&M UCLA 2-1
Neutral Site UCLA 10-5
NCAA Tournament Tied 4-4
WCWS Tied 4-4
2/21/20 N W 9-1 (6)
6/3/17 N W 8-2
2/13/16 A W 7-3
2/12/16 A L 1-5
2/7/15 H L 4-6

SERIES RESULTS VS. NON-CONFERENCE OPPONENTS

2/6/15	H	W	13-0 (5)
2/10/13	H	L	6-7 (8)
2/10/07	N	L	4-5
2/25/06	N	W	5-0
2/8/02	N	W	9-1 (5)
2/14/92	N	W	5-3
5/24/87	N	L	1-4
5/24/87	N	L	0-1
5/23/87	N	W	1-0
3/15/86	H	L	0-1 (10)
5/29/84	N	W	1-0 (13)
5/29/84	N	W	1-0
5/28/84	N	L	0-2
5/29/83	N	L	0-1 (14)
5/23/81	N	W	1-0
4/10/81	A	W	2-1
3/10/80	H	L	0-1
3/10/80	H	L	2-4 (13)
5/24/79	N	W	5-0

TEXAS A&M-CORPUS CHRISTI

All-Time	UCLA 2-0
At UCLA	UCLA 2-0
3/1/02	H W 8-0 (5)
3/1/02	H W 9-1 (5)

UT ARLINGTON

All-Time	UCLA 2-0
Neutral Site	UCLA 2-0
2/7/19	N W 2-1
2/16/91	N W 3-0

TEXAS STATE

All-Time	UCLA 5-0
At UCLA	UCLA 1-0
At Texas State	UCLA 2-0
Neutral Site	UCLA 2-0
NCAA Tournament	UCLA 1-0
5/19/18	H W 14-1 (5)
2/10/02	N W 4-0
2/26/01	A W 3-1
2/26/01	A W 4-3 (10)
2/22/97	N W 16-0 (5)

TEXAS TECH

All-Time	UCLA 4-0
Neutral Site	UCLA 4-0
2/15/02	N W 13-2 (5)
2/8/02	N W 11-0 (5)
3/10/00	N W 7-0
2/10/00	N W 3-2

TOLEDO

All-Time	UCLA 1-0
Neutral Site	UCLA 1-0
2/16/90	N W 4-0

UAB

All-Time	Tied 2-2 (UCLA +1)
Neutral Site	Tied 2-2
NCAA Tournament	UAB 2-1
2/18/18	N W 8-0 (5)
5/19/13	N L 2-3 (13)
5/19/13	N W 4-1
5/17/13	N L 3-6

UC DAVIS

All-Time	UCLA 8-0
At UCLA	UCLA 6-0
Neutral Site	UCLA 2-0
2/19/17	N W 9-1 (6)
3/6/16	H W 9-1 (5)
2/8/15	H W 10-2 (6)
2/7/15	H W 8-0 (6)
2/16/14	H W 5-1
2/14/14	H W 6-0
2/17/12	N W 7-1
2/20/10	H W 8-0 (6)

UC RIVERSIDE

All-Time	UCLA 21-2 (UCLA +2)
At UCLA	UCLA 9-0
At UC Riverside	UCLA 7-2
Neutral Site	UCLA 2-0
2/17/19	H W 17-3 (5)
2/11/18	H W 13-2 (5)
3/3/10	A L 2-3
2/13/07	H W 14-0 (5)
2/21/06	A W 2-0
2/2/05	N W 3-0
2/5/03	A W 20-0 (5)
2/5/03	A W 15-0
2/20/02	H W 6-0
2/20/02	H W 14-0 (5)
4/25/01	A W 8-0 (5)
4/25/01	A W 12-0 (5)
3/6/01	H W 4-0
3/6/01	H W 10-0 (5)
1978	W 16-0 (5)
1978	W 1-0
1978	W 8-0
4/25/77	H W 9-7
5/7/76	A L 1-3
4/21/76	A W 9-1
5/20/75	A W 22-5
5/1/75	N W 14-3
4/23/75	H W 7-1

UC SANTA BARBARA

All-Time	UCLA 75-4 (UCLA +12)
At UCLA	UCLA 31-2
At UC Santa Barbara	UCLA 26-1
Neutral Site	UCLA 10-1
3/25/19	H W 6-0
2/17/18	N W 9-1 (5)
3/4/16	H W 3-2
3/26/14	H W 9-1 (5)
3/26/14	H W 5-1
4/24/13	H W 8-3
3/24/12	A W 10-6
2/19/12	N W 8-0 (6)
3/29/11	H W 10-4
3/29/11	H W 12-2 (5)
2/17/10	A W 11-1 (6)
2/17/10	A W 14-0 (5)
3/24/09	H L 2-7
3/24/09	H W 8-0 (6)
3/25/08	A W 8-1
3/25/08	A W 7-2
2/9/08	H W 7-5 (8)
3/27/07	H L 1-3
2/10/06	N W 9-3
1/30/05	A W 9-1
1/30/05	A W 5-1
2/28/04	H W 7-0
2/28/04	H W 10-0 (6)
2/26/03	A W 2-0
2/26/03	A W 6-0
3/13/02	H W 4-0
3/13/02	H W 7-1
3/14/01	A W 6-1
2/13/96	A W 12-0 (5)
2/13/96	A W 1-0
2/22/95	H W 10-3
2/22/95	H W 10-0 (5)
2/15/94	A W 6-2
2/15/94	A W 6-0
3/4/93	H W 3-0
3/4/93	H W 1-0
3/30/91	N L 0-1 (9)
3/28/91	N W 5-4
2/2/91	H W 2-0
2/2/91	H W 5-0
2/18/89	A W 2-0 (8)
2/18/89	A W 4-0
2/24/88	H W 2-1
2/24/88	H W 8-2
2/12/88	A W 5-0 (3)
2/12/88	A W 4-0

UCF

All-Time	UCLA 7-0
At UCLA	UCLA 2-0
Neutral Site	UCLA 5-0
3/6/20	H W 4-2
3/2/18	N W 9-1 (5)
2/17/17	N W 1-0
2/19/16	N W 2-0
2/18/12	N W 3-1
2/12/11	H W 10-2 (5)
2/16/07	N W 3-0

UNC GREENSBORO

All-Time	UCLA 1-0
Neutral Site	UCLA 1-0
3/8/02	N W 8-0 (6)

UNLV

All-Time	UCLA 27-1 (UCLA +13)
At UCLA	UCLA 14-0
At UNLV	UCLA 9-0
Neutral Site	UCLA 4-1
NCAA Tournament	UCLA 3-1
3/7/14	H W 8-0 (6)
3/10/13	N W 4-3
3/27/10	H W 11-3 (5)
3/27/10	H W 8-0 (5)
2/13/09	A W 9-7
3/5/08	H W 1-0
2/17/07	A W 8-0 (5)
3/14/06	H W 11-4
5/21/05	H W 4-1
3/4/01	H W 3-0
2/23/97	A W 9-1 (5)
5/22/94	N W 3-2
5/22/94	N W 2-1 (8)
5/21/94	N L 0-1 (9)
2/25/94	A W 5-0
2/19/93	N W 3-1
3/2/91	A W 1-0 (8)
3/6/87	A W 9-0
4/14/86	H W 3-0
4/14/86	H W 1-0
3/7/86	A W 10-2
3/10/85	H W 2-0
4/4/81	A W 13-0

2/25/87	H	W	2-1
2/25/87	H	W	2-1
4/23/86	A	W	6-0
4/23/86	A	L	0-1
4/9/86	H	W	1-0
4/9/86	H	W	4-0
4/27/85	A	W	3-0
4/27/85	A	W	6-0
4/26/85	N	W	6-0
4/26/85	N	W	2-0
3/31/85	N	W	4-0 (6)
4/19/84	H	W	3-0
4/19/84	H	W	2-0
2/28/84	A	W	9-0
2/28/84	A	W	4-1
4/26/83	A	W	3-1
4/26/83	A	W	4-0
3/9/83	H	W	4-0
3/9/83	H	W	1-0
5/5/82	H	W	6-1
5/5/82	H	W	3-0
4/30/79	W	5-3	
4/30/79	W	5-0	
4/4/79	W	1-0 (8)	
4/4/79	W	5-0	
1978	W	3-2	
1978	W	4-1	
1978	W	3-2 (14)	
1978	W	2-0	
5/6/77	N	W	7-1
5/5/77	N	W	7-2
4/10/76	A	W	7-1
4/19/75	N	W	17-3

UTAH STATE

All-Time	UCLA 16-4 (UCLA +11)
At UCLA	UCLA 5-1
At Utah State	Tied 1-1
Neutral Site	UCLA 10-2
NCAA Tournament	UCLA 1-0
WCWS	UCLA 1-0
2/14/15	N W 12-4
3/11/12	N W 2-0
2/20/11	N W 13-3 (6)
2/11/11	H W 19-0 (5)
3/17/05	H W 8-7
3/17/05	H W 8-0 (5)
2/10/02	N W 9-0 (6)
2/22/97	N W 3-2 (8)
2/19/93	N W 1-0
3/27/92	N W 1-0 (9)
3/23/87	H W 3-2
3/23/87	H L 0-2
5/23/84	N W 6-0
4/14/84	N L 0-2
4/14/84	N W 3-0
5/22/81	N L 0-1
5/26/78	N W 7-0
4/22/78	A W 6-2
4/22/78	A L 0-2
3/19/77	H W 8-7

UTAH VALLEY

All-Time	UCLA 1-0
Neutral Site	UCLA 1-0
3/12/16	N W 19-0 (5)

UTEP

All-Time	UCLA 1-0
Neutral Site	UCLA 1-0
3/6/10	N W 6-0

VIRGINIA

All-Time	UCLA 2-0
Neutral Site	UCLA 2-0
3/9/02	N W 3-0
3/9/02	N W 2-0

VIRGINIA TECH

All-Time	Tied 1-1 (VT +1)
Neutral Site	Tied 1-1
3/8/13	N L 1-2
3/7/08	N W 1-0

WEBER STATE

All-Time	UCLA 9-1 (UCLA +9)
At UCLA	UCLA 8-1
Neutral Site	UCLA 1-0
NCAA Tournament	UCLA 1-0
2/29/20	N W 10-5
5/17/19	H W 6-0

4/4/81	A	W	12-0
3/12/81	H	W	12-0
3/12/81	H	W	7-0
3/8/80	H	W	4-1
3/8/80	H	W	4-0

USF

All-Time	UCLA 10-0
At UCLA	UCLA 4-0
At USF	UCLA 3-0
Neutral Site	UCLA 3-0
NCAA Tournament	UCLA 2-0
2/16/20	N W 15-2 (6)
5/28/06	H W 3-1
5/27/06	H W 2-0
3/3/01	H W 5-3
3/3/01	H W 10-0 (5)
2/5/00	A W 6-1
3/8/96	A W 8-0 (5)
3/10/94	A W 10-0 (5)
2/22/92	N W 6-0
3/6/86	N W 6-5 (8)

WESTERN ILLINOIS

All-Time	UCLA 3-0
At UCLA	UCLA 2-0
Neutral Site	UCLA 1-0
NCAA Tournament	UCLA 1-0
WCWS	UCLA 1-0
3/10/96	N W 5-1
3/11/88	H W 1-0
3/11/88	H W 3-0

WESTERN KENTUCKY

All-Time	UCLA 1-0
At UCLA	UCLA 1-0
2/15/14	H W 5-0

WESTERN MICHIGAN

All-Time	UCLA 1-0
Neutral Site	UCLA 1-0
NCAA Tournament	UCLA 1-0
WCWS	UCLA 1-0
5/29/82	N W 1-0

WICHITA STATE

All-Time	UCLA 3-0
Neutral Site	UCLA 3-0
2/13/16	N W 6-5
2/27/15	N W 11-0 (5)
3/7/86	N W 1-0

WINTHROP

All-Time	UCLA 1-0
Neutral Site	UCLA 1-0
3/12/99	N W 9-3

WISCONSIN

All-Time	UCLA 7-0
Neutral Site	UCLA 7-0
2/22/20	N W 3-1 (8)
2/17/08	N W 4-1
2/26/05	N W 2-0
2/14/04	N W 8-0 (5)
2/25/01	N W 1-0
2/23/01	N W 12-1 (5)
2/17/01	N W 9-2

WRIGHT STATE

All-Time	UCLA 3-0
At UCLA	UCLA 2-0
Neutral Site	UCLA 1-0
2/9/13	H W 8-0 (6)
2/8/13	H W 1-0 (5)
2/18/07	N W 12-2 (5)

2/11/17	H	W	22-1 (5)
2/11/17	H	W	4-1
3/24/82	H	W	1-0
3/24/82	H	W	1-0
3/21/81	H	W	2-1
3/21/81	H	W	1-0
3/21/80	H	W	9-0
3/21/80	H	L	3-4

vs. Lower Division or Defunct Teams

Adelphi (DII)	2-0
Angelo State (DII)	1-0
Cal Baptist (NAIA)	4-0
Cal Poly Pomona (Defunct)	55-21-2
CS Dominguez Hills (DII)	10-0
Cerritos College (JC)	0-2
Chapman (DIII)	18-1
Chico State (DII)	2-2
Fullerton College (JC)	0-1
Golden West College (JC)	2-3
Humboldt State (DII)	2-0
La Verne (DIII)	5-0
L.A. Valley College (JC)	1-0
Mount St. Mary's (Defunct)	1-0
San Francisco (Defunct)	7-0
San Francisco State (DII)	2-0
Simon Fraser (DII)	1-0
Texas Woman's University (DII)	1-2
U.S. International (Defunct)	29-5
Wyoming (Defunct)	2-0

A

Danesha Adams 2005												
YR	AVG	GP-GS	AB	R	H	2B	3B	HR	RBI	BB	SO	SB-ATT
'05	.000	8-0	0	2	0	0	0	0	0	0	0	1-1

Julie Adams 1996-1997, 1999-2000												
YR	AVG	GP-GS	AB	R	H	2B	3B	HR	RBI	BB	SO	SB-ATT
'96	.389	57-56	175	44	68	8	1	10	43	21	15	0-0
'97	.324	42-41	111	24	36	5	0	8	30	22	11	0-0
'99	.379	67-67	198	33	75	12	1	16	61	30	25	2-4
'00	.302	53-53	159	15	48	6	1	6	32	22	15	0-1
TOT	.353	219-217	643	116	227	31	3	40	166	95	66	2-5

Michelle Aguilar 1980-1983												
YR	AVG	GP	AB	R	H	2B	3B	HR	RBI	BB	SO	SB
'80	.200	22	60	9	12	0	0	0	3	5	5	2
'81	.133	29	83	9	11	0	0	0	5	6	4	1
'82	.221	32	68	5	15	1	0	0	1	3	7	0
'83	.226	32	93	5	21	1	0	0	2	6	5	0
TOT	.194	115	304	28	59	2	0	0	11	20	21	3

Joanne Alchin 1992-1993												
YR	AVG	GP-GS	AB	R	H	2B	3B	HR	RBI	BB	SO	SB-ATT
'92	.323	56-56	158	20	51	11	0	2	27	17	17	7-7
'93	.302	49-49	129	25	39	6	2	3	14	15	15	0-0
TOT	.314	105-105	287	45	90	17	2	5	41	32	32	7-7

Jessica Amara 2014-2015												
YR	AVG	GP-GS	AB	R	H	2B	3B	HR	RBI	BB	SO	SB-ATT
'14	.000	49-0	0	19	0	0	0	0	0	0	0	2-4
'15	.000	28-0	0	11	0	0	0	0	0	0	0	1-3
TOT	.000	77-0	0	30	0	0	0	0	0	0	0	3-7

Christie Ambrosi 1996-1997, 1999												
YR	AVG	GP-GS	AB	R	H	2B	3B	HR	RBI	BB	SO	SB-ATT
'96	.309	58-58	178	35	55	6	0	1	35	18	11	3-3
'97	.343	58-58	204	43	70	10	6	0	22	13	7	5-6
'99	.429	68-68	240	65	103	14	4	10	48	19	14	25-28
TOT	.367	184-184	622	143	228	30	10	11	105	50	32	33-37

Nicole Anderson 1991, 1993												
YR	AVG	GP-GS	AB	R	H	2B	3B	HR	RBI	BB	SO	SB-ATT
'91	.143	8	14	4	2	0	0	0	0	1	6	1-2
'93	.444	24-15	9	15	4	0	1	0	3	2	0	0-1
TOT	.261	32	23	19	6	0	1	0	3	3	6	1-3

Karen Andrews 1979-1982												
YR	AVG	GP	AB	R	H	2B	3B	HR	RBI	BB	SO	SB
'81	.667	24	6	1	4	0	0	0	1	0	0	0
'82	.000	11	3	1	0	0	0	0	0	0	0	0
TOT	.444	35	9	2	4	0	0	0	1	0	0	0

YR	ERA	W-L	APP	GS	CG	SH	SV	IP	H	R	ER	BB	SO
'79	0.06	11-4	16	16	-	-	-	113.1	40	6	1	16	133
'80	0.26	13-4	20	-	-	-	-	134.0	53	9	5	45	131
'81	0.41	17-3	21	-	-	-	-	170.2	83	19	10	29	133
'82	0.44	6-2	10	9	8	4	0	63.1	26	5	4	11	49
TOT	0.29	47-13	67	25	24	4	0	481.1	202	39	20	101	446

Sandra Arledge 1986-1987												
YR	AVG	GP	AB	R	H	2B	3B	HR	RBI	BB	SO	SB-ATT
'86	.317	41	126	19	40	2	4	1	17	2	4	3-3
'87	.387	59	191	43	74	8	5	4	29	5	5	8-9
TOT	.360	100	317	62	114	10	9	5	46	7	9	11-12

Torie Auelua 2000-2003												
YR	AVG	GP-GS	AB	R	H	2B	3B	HR	RBI	BB	SO	SB-ATT
'00	.215	47-42	121	11	26	3	1	0	10	5	15	2-3
'01	.284	35-29	81	8	23	2	0	2	10	5	12	1-2
'02	.218	57-55	142	13	31	8	1	1	10	15	10	3-3
'03	.242	60-60	178	21	43	11	0	6	30	14	30	1-1
TOT	.236	199-186	522	53	123	24	2	9	60	39	67	7-9

Holly Azevedo 2018-													
YR	ERA	W-L	APP	GS	CG	SH	SV	IP	H	R	ER	BB	SO
'18	2.18	15-0	30	19	10	2	0	115.2	99	47	36	45	88
'19	2.12	11-1	29	16	7	3	1	89.0	67	29	27	22	73
'20	1.74	8-0	12	9	4	1	0	44.1	39	13	11	6	43
TOT	2.08	34-1	71	44	21	6	1	249.0	205	89	74	73	204

B

Whitney Baker 2007-2010													
YR	ERA	W-L	APP	GS	CG	SH	SV	IP	H	R	ER	BB	SO
'07	2.65	4-3	11	6	3	2	0	37.0	34	21	14	16	45
'08	2.33	0-0	2	0	0	0	0	3.0	2	1	1	1	5
'09	3.33	9-2	17	15	3	0	0	63.0	62	38	30	35	73
'10	3.25	3-1	7	5	2	0	0	23.2	22	11	11	10	18
TOT	3.09	16-6	37	26	8	2	0	126.2	120	71	56	62	141

Nikki Barbieri 1996-1997												
YR	AVG	GP-GS	AB	R	H	2B	3B	HR	RBI	BB	SO	SB-ATT
'96	.000	39-0	0	11	0	0	0	0	0	0	0	1-1
'97	.000	44-0	0	18	0	0	0	0	0	0	0	4-5
TOT	.000	83-0	0	29	0	0	0	0	0	0	0	5-6

B.B. Bates 2010-2013												
YR	AVG	GP-GS	AB	R	H	2B	3B	HR	RBI	BB	SO	SB-ATT
'10	.322	61-61	199	40	64	5	1	5	31	16	47	6-8
'11	.324	54-54	176	37	57	7	1	11	44	11	39	7-8
'12	.360	56-56	172	42	62	12	1	14	48	27	22	7-9
'13	.374	60-60	190	55	71	14	2	25	74	28	38	4-4
TOT	.345	231-231	737	174	254	38	5	55	197	82	146	24-29

Diane Batham 1983												
YR	AVG	GP	AB	R	H	2B	3B	HR	RBI	BB	SO	SB
'83	.300	13	20	1	6	0	0	0	2	3	6	0

Kelly Beach 1980												
YR	AVG	GP	AB	R	H	2B	3B	HR	RBI	BB	SO	SB
'80	.128	34	86	4	11	1	1	0	6	1	11	1

Alexis Bennett 2013-2016												
YR	AVG	GP-GS	AB	R	H	2B	3B	HR	RBI	BB	SO	SB-ATT
'13	.357	57-57	157	34	56	5	1	1	13	9	18	16-21
'14	.404	33-33	89	22	36	1	2	0	7	7	10	12-15
'15	.492	63-63	189	61	93	12	2	0	28	15	14	21-26
'16	.400	57-57	185	58	74	7	1	0	22	30	24	12-16
TOT	.418	210-210	620	175	259	25	6	1	70	61	66	61-78

Caitlin Benyi 2003-2006												
YR	AVG	GP-GS	AB	R	H	2B	3B	HR	RBI	BB	SO	SB-ATT
'03	.301	61-61	186	39	56	4	1	8	34	11	33	9-12
'04	.379	56-56	177	51	67	14	0	24	43	32	22	2-2
'05	.333	55-55	168	39	56	8	1	14	35	25	40	0-3
'06	.320	51-51	150	31	48	7	1	9	37	22	28	4-4
TOT	.333	223-223	681	160	227	33	3	55	149	90	123	15-21

Jane Beyler 1975-1977 (*77 Stats Unavailable)												
---	--	--	--	--	--	--	--	--	--	--	--	--

LETTERWINNERS

Jennifer Caporale 1991												
YR	AVG	GP	AB	R	H	2B	3B	HR	RBI	BB	SO	SB-ATT
'91	.188	30	16	11	3	0	0	0	3	2	5	0-0

Ally Carda 2012-2015												
YR	AVG	GP-GS	AB	R	H	2B	3B	HR	RBI	BB	SO	SB-ATT
'12	.290	46-41	107	16	31	5	1	4	25	15	24	1-1
'13	.339	60-60	177	42	60	7	1	18	50	31	18	1-2
'14	.394	60-60	175	56	69	11	2	13	55	39	16	9-18
'15	.328	63-63	183	59	60	15	0	8	50	57	23	4-5
TOT	.343	229-224	642	173	220	38	4	43	180	142	81	15-26

YR	ERA	W-L	APP	GS	CG	SH	SV	IP	H	R	ER	BB	SO
'12	3.38	13-5	37	25	6	1	1	120.0	101	65	58	71	97
'13	2.30	23-10	46	27	10	3	0	206.2	154	87	68	88	217
'14	1.90	32-5	46	32	18	9	2	220.2	169	79	60	65	230
'15	2.62	32-8	49	33	18	9	3	240.0	184	106	90	123	281
TOT	2.45	100-28	178	117	52	22	6	787.1	608	337	276	347	825

Stephanie Carew 1994												
YR	AVG	GP-GS	AB	R	H	2B	3B	HR	RBI	BB	SO	SB-ATT
'94	.282	31-24	71	11	20	3	2	0	11	2	6	0-0

Bea Chiaravanont 1988-1991												
YR	AVG	GP	AB	R	H	2B	3B	HR	RBI	BB	SO	SB-ATT
'88	.298	49	84	17	25	1	1	3	13	3	15	2-5
'89	.171	40	41	12	7	1	0	0	2	2	4	3-4
'90	.191	35	47	11	9	0	0	0	3	2	6	3-4
'91	.146	34	41	13	6	0	0	0	1	1	6	1-1
TOT	.221	158	213	53	47	2	1	3	19	8	31	9-14

Allison Chislock 2002-2003												
YR	AVG	GP-GS	AB	R	H	2B	3B	HR	RBI	BB	SO	SB-ATT
'02	.000	5-1	1	1	0	0	0	0	0	3	0	0-0
'03	.500	2-0	2	1	1	0	0	0	1	0	0	0-0
TOT	.333	7-1	3	2	1	0	0	0	1	3	0	0-0

Kaci Clark 1995-1996													
YR	ERA	W-L	APP	GS	CG	SH	SV	IP	H	R	ER	BB	SO
'95	0.88	10-0	13	13	7	7	0	64.0	44	8	8	12	43
'96	2.42	14-3	24	22	13	5	0	121.2	126	50	42	41	97
TOT	1.89	24-3	37	35	20	12	0	185.2	170	58	50	53	140

Krista Colburn 2005-2008												
YR	AVG	GP-GS	AB	R	H	2B	3B	HR	RBI	BB	SO	SB-ATT
'05	.294	60-60	163	16	48	6	2	3	20	19	33	4-4
'06	.283	59-59	191	26	54	7	4	7	39	10	31	3-4
'07	.382	55-55	173	50	66	9	2	7	32	35	21	11-15
'08	.320	59-59	169	43	54	9	0	2	25	35	21	4-7
TOT	.319	233-233	696	135	222	31	8	19	116	99	106	22-30

YR	ERA	W-L	APP	GS	CG	SH	SV	IP	H	R	ER	BB	SO
'05	5.25	2-0	3	2	1	1	0	10.2	14	8	8	4	12

Cathy Collings 1976-1979 ('78 Stats Unavailable)												
YR	AVG	GP	AB	R	H	2B	3B	HR	RBI	BB	SO	SB
'76	.205	16	44	13	9	1	0	0	4	7	1	2
'77	.301	-	83	-	25	-	-	-	3	13	-	-
'79	.165	33	79	4	13	1	0	0	5	11	5	2
TOT	.228	49	206	17	47	2	0	3	22	18	6	4

Katie Colln 2009												
YR	AVG	GP-GS	AB	R	H	2B	3B	HR	RBI	BB	SO	SB-ATT
'09	.000	3-0	0	0	0	0	0	0	0	0	0	0-0

Heather Compton 1990-1993												
YR	AVG	GP	AB	R	H	2B	3B	HR	RBI	BB	SO	SB-ATT
'91	.500	27	2	0	1	0	0	0	0	0	1	0-0

YR	ERA	W-L	APP	GS	CG	SH	SV	IP	H	R	ER	BB	SO
'90	0.36	18-1	20	18	17	13	0	134.2	59	7	7	25	118
'91	0.31	22-4	27	25	23	18	0	180.0	104	16	8	26	185
'92	0.67	14-1	18	15	14	6	0	114.1	64	19	11	31	136
'93	0.89	13-2	19	19	15	8	0	109.2	75	16	14	33	101
TOT	0.52	67-8	84	77	69	45	0	538.2	302	58	40	115	540

Tracy Compton 1982-1985												
YR	AVG	GP	AB	R	H	2B	3B	HR	RBI	BB	SO	SB
'82	.000	12	1	0	0	0	0	0	0	0	0	0
'83	.000	23	5	0	0	0	0	0	0	0	1	0
'84	.100	24	10	0	1	0	0	0	1	1	4	0
'85	.250	24	4	0	1	0	0	0	1	0	1	0
TOT	.100	83	20	0	2	0	0	0	2	1	6	0

YR	ERA	W-L	APP	GS	CG	SH	SV	IP	H	R	ER	BB	SO
'82	0.21	10-2	14	12	11	10	1	101.2	36	5	3	18	91
'83	0.04	22-1	23	22	22	18	0	168.0	57	5	1	33	165
'84	0.28	20-3	24	24	23	16	0	175.1	67	15	7	30	159
'85	0.08	20-4	24	24	24	18	1	167.1	54	7	2	24	172
TOT	0.15	72-10	85	82	80	62	2	612.1	214	32	13	105	587

Erica Corley 2003												
-------------------	--	--	--	--	--	--	--	--	--	--	--	--

Sheila Cornell 1981-1984												
YR	AVG	GP	AB	R	H	2B	3B	HR	RBI	BB	SO	SB
'81	.216	32	97	10	21	1	0	1	11	9	5	2
'82	.216	37	116	7	25	8	0	0	7	6	6	0
'83	.226	47	146	17	33	2	6	2	18	15	17	2
'84	.309	52	139	17	43	6	5	2	9	26	24	6
TOT	.245	168	498	51	122	17	11	5	45	56	52	10

Robyn Corruth 2014-2016												
YR	AVG	GP-GS	AB	R	H	2B	3B	HR	RBI	BB	SO	SB-ATT
'14	.000	27-0	0	15	0	0	0	0	0	0	0	1-2
'15	.000	20-0	0	11	0	0	0	0	0	1	0	0-0
'16	.000	31-0	0	13	0	0	0	0	0	0	0	1-1
TOT	.000	78-0	0	39	0	0	0	0	0	1	0	2-3

Amy Crawford 2008-2011												
YR	AVG	GP-GS	AB	R	H	2B	3B	HR	RBI	BB	SO	SB-ATT
'08	.000	26-1	1	10	0	0	0	0	0	0	0	1-1
'09	.138	46-26	29	9	4	1	0	0	1	4	16	3-3
'10	.214	39-4	14	15	3	0	1	0	1	5	5	1-2
'11	.276	31-14	29	9	8	1	0	2	5	3	11	1-1
TOT	.205	142-45	73	43	15	2	1	2	7	12	32	6-7

Jenna Crawford 2017-2018												
YR	AVG	GP-GS	AB	R	H	2B	3B	HR	RBI	BB	SO	SB-ATT
'17	.000	38-0	1	14	0	0	0	0	0	0	0	4-6
'18	.000	46-0	0	16	0	0	0	0	0	0	0	3-4
TOT	.000	84-0	1	30	0	0	0	0	0	0	0	7-10

Jaissa Creps 2004-2007												
YR	AVG	GP-GS	AB	R	H	2B	3B	HR	RBI	BB	SO	SB-ATT
'04	.000	4-4	4	0	0	0	0	0	0	0	2	0-0
'05	.200	25-4	15	5	3	1	1	0	1	2	6	0-0
'06	.323	14-13	31	5	10	2	0	0	2	1	5	0-0
'07	.245	47-47	143	22	35	7	0	6	34	9	20	2-3
TOT	.249	90-68	193	32	48	10	1	6	37	12	33	2-3

Felicia Cruz 1992-1995												
YR	AVG	GP-GS	AB	R	H	2B	3B	HR	RBI	BB	SO	SB-ATT
'92	.118	25-5	34	4	4	0	0	0	1	4	5	0-1
'93	.258	20-15	31	3	8	1	0	1	8	4	5	0-0
'94	.217	31-9	46	3	10	0	1	0	7	2	6	0-0
'95	.150	25-9	40	7	6	0	0	1	4	5	7	0-0
TOT	.185	101-38	151	17	28	1	1	2	20	15	23	0-1

Seneca Curo 2020-												
YR	AVG	GP-GS	AB	R	H	2B	3B	HR	RBI	BB	SO	SB-ATT
'20	.304	26-26	56	17	17	3	0	2	13	8	11	1-2

Denise Curry 1977-1978 ('77-'78 Stats Unavailable)												
--	--	--	--	--	--	--	--	--	--	--	--	--

D

Courtney Dale 1997, 1999-2001												
YR	AVG	GP-GS	AB	R	H	2B	3B	HR	RBI	BB	SO	SB-ATT
'97	.330	63-63	176	28	58	9	1	3	19	12	35	0-0
'99	.236	62-62	174	14	41	5	0	6	22	15	26	1-2
'00	.293	44-43	133	11								

LETTERWINNERS

E

Gail Edson 1977-1980 ('77 Stats Unavailable)

YR	AVG	GP	AB	R	H	2B	3B	HR	RBI	BB	SO	SB
'78	-	-	-	-	-	2	19	-	-	-	-	-
'79	.319	33	116	15	37	4	3	0	11	2	1	2
'80	.352	36	125	18	44	9	7	2	18	2	6	4
TOT	.336	69	241	33	81	13	10	4	48	4	7	6

Taylor Edwards 2020-

YR	AVG	GP-GS	AB	R	H	2B	3B	HR	RBI	BB	SO	SB-ATT
'20	.200	20-0	10	6	2	0	0	1	4	2	1	1-3

Alissa Eno 2003-2006

YR	AVG	GP-GS	AB	R	H	2B	3B	HR	RBI	BB	SO	SB-ATT
'03	.000	10-0	2	5	0	0	0	0	1	1	1	1-1
'04	.125	23-9	24	4	3	1	0	0	1	1	6	0-1
'05	.000	47-3	7	15	0	0	0	0	0	0	0	1-1
'06	.000	51-0	1	16	0	0	0	0	0	0	0	5-7
TOT	.088	131-12	34	40	3	1	0	0	2	2	7	7-10

Kelsey Enquist 2006-2007

YR	AVG	GP-GS	AB	R	H	2B	3B	HR	RBI	BB	SO	SB-ATT
'06	.000	10-0	0	1	0	0	0	0	0	0	0	0-0
'07	.000	15-0	0	3	0	0	0	0	0	0	0	0-0
TOT	.000	25-0	0	4	0	0	0	0	0	0	0	0-0

Sue Enquist 1975-1978

YR	AVG	GP	AB	R	H	2B	3B	HR	RBI	BB	SO	SB
'75	.529	20	51	28	27	3	2	1	22	13	-	5
'76	.431	16	51	13	22	7	1	1	16	8	1	3
'77	.322	-	87	-	28	5	3	-	-	-	-	-
'78	.391	-	115	-	45	7	2	-	-	-	-	-
TOT	.401	36	304	41	122	22	6	4	38	21	1	8

Sue Eskierski 1981-1983

YR	AVG	GP	AB	R	H	2B	3B	HR	RBI	BB	SO	SB
'81	.224	46	143	18	32	2	1	1	16	9	15	1
'82	.178	34	101	4	18	3	1	0	5	3	4	1
'83	.250	46	124	5	31	2	0	0	7	5	9	3
TOT	.220	126	368	27	81	7	2	1	28	17	28	5

Kathi Evans 1992-1995

YR	AVG	GP-GS	AB	R	H	2B	3B	HR	RBI	BB	SO	SB-ATT
'92	.363	56-56	190	43	69	1	0	0	11	18	20	8-10
'93	.312	55-55	173	44	54	0	0	0	11	10	18	3-5
'94	.194	39-25	67	17	13	0	0	0	4	2	9	2-4
'95	.333	54-50	144	41	48	0	0	0	3	3	21	6-7
TOT	.321	204-186	574	145	184	1	0	0	29	33	68	19-26

F

Megan Faraimo 2019-

YR	AVG	GP-GS	AB	R	H	2B	3B	HR	RBI	BB	SO	SB-ATT
'20	.286	9-7	14	2	4	2	0	0	4	4	4	0-0

YR	ERA	W-L	APP	GS	CG	SH	SV	IP	H	R	ER	BB	SO
'19	1.41	16-4	27	21	11	6	0	114.0	70	31	23	26	143
'20	0.85	13-1	14	10	5	0	90.1	49	14	11	5	149	
TOT	1.16	29-5	41	31	21	11	0	204.1	119	45	34	31	292

Lesley Feldman 1996-1999

YR	AVG	GP-GS	AB	R	H	2B	3B	HR	RBI	BB	SO	SB-ATT
'96	.000	5-0	2	0	0	0	0	0	0	1	1	0-0
'97	.300	12-4	10	0	3	0	0	0	0	0	0	1-1
'98	.333	5-3	6	1	2	0	0	0	2	1	1	0-0
'99	.000	4-0	2	0	0	0	0	0	0	1	0	0-0
TOT	.250	26-7	20	1	5	0	0	0	2	3	2	1-1

Jelly Felix 2014-2018

YR	AVG	GP-GS	AB	R	H	2B	3B	HR	RBI	BB	SO	SB-ATT
'14	.318	33-20	66	11	21	2	0	3	10	11	16	0-2
'15	.381	20-0	21	2	8	1	0	2	11	0	7	0-0
'16	.269	19-10	26	2	7	0	0	0	8	10	0	0-0
'18	.136	27-2	22	3	3	1	0	0	2	2	7	0-0
TOT	.289	99-32	135	18	39	4	0	5	23	21	40	0-2

Lauren Fendrick 2000

YR	AVG	GP-GS	AB	R	H	2B	3B	HR	RBI	BB	SO	SB-ATT
'00	.000	4-0	2	0	0	0	0	0	0	0	2	0-0

Tracy Ferguson 1986

YR	AVG	GP	AB	R	H	2B	3B	HR	RBI	BB	SO	SB
'86	.125	9	8	2	1	0	0	0	0	1	1	1

Lisa Fernandez 1990-1993

YR	AVG	GP-GS	AB	R	H	2B	3B	HR	RBI	BB	SO	SB-ATT
'90	.310	67-67	213	27	66	7	2	1	22	12	6	1-1
'91	.341	63-63	205	25	70	9	1	2	32	17	2	0-0
'92	.401	56-56	177	47	71	10	4	1	29	21	5	2-2
'93	.510	54-54	157	43	80	12	2	11	45	35	3	0-0
TOT	.382	240-240	752	142	287	38	9	15	128	85	16	3-3

YR	ERA	W-L	APP	GS	CG	SH	SV	IP	H	R	ER	BB	SO
'90	0.25	11-1	15	12	12	8	0	83.0	33	6	3	10	51
'91	0.25	20-3	26	24	23	16	1	165.2	68	9	6	22	165
'92	0.14	29-0	30	27	27	22	0	196.1	77	7	4	25	220
'93	0.25	33-3	36	33	33	28	0	249.2	80	10	9	46	348
TOT	0.22	93-7	107	96	95	74	1	694.2	258	32	22	103	784

Brooke Finley 2009-2012

Kelly Flynn 2019

YR	AVG	GP-GS	AB	R	H	2B	3B	HR	RBI	BB	SO	SB-ATT
'19	.000	2-0	0	1	0	0	0	0	0	0	0	0-0

Shanna Flynn 1988-1991

YR	AVG	GP	AB	R	H	2B	3B	HR	RBI	BB	SO	SB-ATT
'88	.318	53	176	33	56	3	0	2	16	9	6	13-15
'89	.353	47	153	31	54	6	2	1	10	9	5	7-8
'90	.307	69	228	38	70	7	5	0	13	13	8	2-3
'91	.332	63	208	36	69	5	4	1	11	17	10	5-7
TOT	.325	232	765	138	249	21	11	4	50	48	29	27-33

Samantha Ford 1986-1989

YR	AVG	GP	AB	R	H	2B	3B	HR	RBI	BB	SO	SB
'86	.000	25	1	0	0	0	0	0	0	0	0	0

YR	ERA	W-L	APP	GS	CG	SH	SV	IP	H	R	ER	BB	SO
'86	0.60	14-9	25	21	20	10	0	164.2	85	21	14	43	173
'87	0.38	16-3	22	20	17	9	0	148.0	69	20	8	20	149
'88	0.87	18-4	23	22	16	9	0	145.1	99	21	18	27	76
'89	0.14	11-1	14	11	10	9	1	97.0	35	4	2	14	62
TOT	0.53	59-17	84	74	63	37	1	555.0	288	66	42	104	460

Diana Forman 1987

YR	AVG	GP	AB	R	H	2B	3B	HR	RBI	BB	SO	SB-ATT
'87	.208	34	53	10	11	1	1	0	7	5	5	3-3

Donna Forman 1987

YR	AVG	GP	AB	R	H	2B	3B	HR	RBI	BB	SO	SB-ATT
'87	.181	39	83	12	15	2	0	0	7	10	6	1-2

Kellie Fox 2011-2012

YR	AVG	GP-GS	AB	R	H	2B	3B	HR	RBI	BB	SO	SB-ATT
'11	.342	55-55	158	35	54	9	0	11	45	29	29	6-8
'12	.251	56-56	171	27	43	9	1	4	22	18	18	10-11
TOT	.295	111-111	329	62	97	18	1	15	67	47	47	16-19

Amanda Freed 1999-2002

YR	AVG	GP-GS	AB	R	H	2B	3B	HR	RBI	BB	SO	SB-ATT
'99	.357	69-69	227	50	81	12	1	1	21	12	29	9-10
'00	.313	58-58	179	35	56	15	3	2	19	18	30	13-17
'01	.315	59-59	200	45	63	9	3	3	27	22	24	16-18
'02	.295	64-64	210	52	62	13	4	1	31	20	15	13-13
TOT	.321	250-250	816	182	262	49	11	7	98	72	98	51-58

YR	ERA	W-L	APP	GS	CG	SH	SV	IP	H	R	ER	BB	SO
'99	0.96	27-4	35	32	31	15	3	211.2	124	37	29	63	1

LETTERWINNERS

Lisa Hankerd 1985-1988												
YR	AVG	GP	AB	R	H	2B	3B	HR	RBI	BB	SO	SB-ATT
'85	.208	45	106	10	22	3	1	0	7	6	14	4-5
'86	.237	37	97	11	23	1	0	0	6	4	6	0-1
'87	.234	57	158	24	37	4	2	0	18	14	10	7-8
'88	.224	58	147	23	33	2	1	0	12	4	6	7-7
TOT	.226	197	508	68	115	10	4	0	43	28	36	18-21

Tanya Harding 1995												
YR	AVG	GP-GS	AB	R	H	2B	3B	HR	RBI	BB	SO	SB-ATT
'95	.456	35-33	103	20	47	7	1	9	35	14	15	0-0

YR	ERA	W-L	APP	GS	CG	SH	SV	IP	H	R	ER	BB	SO
'95	0.50	17-1	19	18	18	13	1	126.0	59	14	9	20	121

Andrea Harrison 2009-2012												
YR	AVG	GP-GS	AB	R	H	2B	3B	HR	RBI	BB	SO	SB-ATT
'09	.303	56-56	165	23	50	9	0	8	34	19	36	0-1
'10	.343	58-58	198	35	68	15	0	17	55	13	20	0-0
'11	.409	55-55	164	39	67	12	1	15	52	29	19	1-2
'12	.359	56-56	184	45	66	13	0	15	47	20	26	0-0
TOT	.353	225-225	711	142	251	49	1	55	188	81	101	1-3

Monica Harrison 2008-2011												
YR	AVG	GP-GS	AB	R	H	2B	3B	HR	RBI	BB	SO	SB-ATT
'08	.234	58-58	198	35	68	15	0	17	55	13	20	0-0
'09	.299	55-55	147	30	44	4	0	10	29	15	13	0-0
'10	.273	59-58	176	41	48	15	1	3	24	20	22	1-1
TOT	.268	169-168	481	90	129	26	1	14	69	44	52	4-5

Debbie Hauer 1979-1982												
YR	AVG	GP	AB	R	H	2B	3B	HR	RBI	BB	SO	SB
'79	.188	26	64	3	12	0	0	0	4	4	4	2
'80	.323	36	93	11	30	1	2	0	9	2	11	1
'81	.237	47	173	18	41	6	1	0	7	6	7	1
'82	.189	42	122	7	23	2	2	0	7	2	12	5
TOT	.235	151	452	39	106	9	5	0	27	14	34	9

Julie Henderson 1985-1986												
YR	AVG	GP	AB	R	H	2B	3B	HR	RBI	BB	SO	SB-ATT
'85	.081	20	37	0	3	1	0	0	2	4	8	1-1
'86	.250	9	20	1	5	0	0	0	3	1	2	1-1
TOT	.140	29	57	1	8	1	0	0	5	5	10	2-2

Tara Henry 2004-2007												
YR	AVG	GP-GS	AB	R	H	2B	3B	HR	RBI	BB	SO	SB-ATT
'04	.182	49-28	55	10	10	0	0	0	2	4	16	1-3
'05	.227	59-59	154	33	35	1	1	0	4	20	27	10-14
'06	.338	59-59	148	34	50	1	1	0	13	14	31	18-21
'07	.341	55-55	138	31	47	0	0	1	9	11	17	14-15
TOT	.287	222-201	495	108	142	2	2	1	28	49	91	43-53

Ashley Herrera 2004-2006, 2008												
YR	AVG	GP-GS	AB	R	H	2B	3B	HR	RBI	BB	SO	SB-ATT
'04	.196	48-25	51	17	10	1	0	4	11	8	15	6-9
'05	.257	60-56	140	18	36	6	0	3	7	11	29	6-9
'06	.183	59-59	153	24	28	3	0	4	15	15	40	16-18
'07*	.500	1-1	2	0	1	0	0	0	0	0	1	0-0
'08	.364	22-22	66	13	24	0	0	0	2	9	5	5-7
TOT	.240	190-163	412	72	99	10	0	11	33	36	94	33-43

Casey Hiraiwa 1998, 2000-2002												
YR	AVG	GP-GS	AB	R	H	2B	3B	HR	RBI	BB	SO	SB-ATT
'98	.280	45-44	132	19	37	3	0	1	11	13	14	2-3
'99*	.417	9-5	12	6	5	1	0	1	5	3	3	2-2
'00	.333	18-0	6	4	2	0	0	0	0	0	2	3-3
'01	.214	16-3	14	5	3	0	0	0	1	1	2	1-1
'02	.174	31-12	23	6	4	0	0	0	1	2	5	0-0
TOT	.273	119-64	187	40	51	4	0	2	18	19	26	8-9

Laurie Hollingsworth 1975-1976												
YR	AVG	GP	AB	R	H	2B	3B	HR	RBI	BB	SO	SB
'75	.429	16	21	8	9	0	0	0	4	5	-	0
'76	.100	7	10	5	1	1	0	0	3	2	0	0
TOT	.323	23	31	13	10	1	0	0	7	7	0	0

Gina Holmstrom 1984-1987												
YR	AVG	GP	AB	R	H	2B	3B	HR	RBI	BB	SO	SB-ATT
'84	.268	52	168	21	45	3	1	0	12	7	21	1-1
'85	.261	50	138	19	36	3	2	1	7	17	17	3-4
'86	.252	43	127	23	32	3	3	2	16	10	17	7-8
'87	.359	59	170	21	61	8	2	2	25	6	19	4-6
TOT	.289	204	603	84	174	17	8	5	60	40	74	15-19

Whitney Holum 2004-2007												
YR	AVG	GP-GS	AB	R	H	2B	3B	HR	RBI	BB	SO	SB-ATT
'04	.128	20-13	39	1	5	1	0	1	5	4	12	0-0
'05	.250	11-5	16	0	4	1	0	0	2	3	4	0-0
'06	.241	45-42	112	6	27	7	0	1	15	10	22	0-2
'07	.246	48-47	118	10	29	4	0	2	17	19	26	0-0
TOT	.228	124-107	285	17	65	13	0	4	39	36	64	0-2

Julie Hoshizaki 2001-2004												
YR	AVG	GP-GS	AB	R	H	2B	3B	HR	RBI	BB	SO	SB-ATT
'01	.000	46-0	0	17	0	0	0	0	0	0	0	1-2
'02	.000	38-0	1	14	0	0	0	0	0	0	0	0-0
'03	.188	36-4	16	13	3	0	0	0	0	0	1	0-1
'04	.220	48-24	50	15	11	1	0	0	2	2	6	1-3
TOT	.209	168-28	67	59	14	1	0	0	2	2	7	2-6

Karen Hoshizaki 1997-1999												
YR	AVG	GP-GS	AB	R	H	2B	3B	HR	RBI	BB	SO	SB-ATT
'97	.217	33-9	23	12	5	0	0	0	1	2	1	1-1
'98	.227	44-40	110	10	25	1	2	0	3	4	9	3-5
'99	.600	47-4	5	20	3	0	0	0	1	1	0	4-7
TOT	.239	124-53	138	42	33	1	2	0	5	7	10	8-13

Kelly Howard 1993-1996												
YR	AVG	GP-GS	AB	R	H	2B	3B	HR	RBI	BB	SO	SB-ATT
'93	.311	55-55	190	31	59	8	0	1	17	13	9	1-3
'94	.346	57-57	185	28	64	15	1	2	26	15	11	2-3
'95	.403	56-56	201	54	81	13	1	6	39	11	17	4-4
'96	.414	58-58	203	51	84	14	2	2	24	23	5	5-9
TOT	.370	226-226	779	164	288	50	4	11	106	62	42	12-19

Kristy Howard 1990-1993												
YR	AVG	GP-GS	AB	R	H	2B	3B	HR	RBI	BB	SO	SB-ATT
'90	.244	69	201	26	49	2	2	0	14	15	13	8-8
'91	.257	53	140	14	36	3	0	0	16	8	10	1-3
'92	.228	56-56	162	28	37	1	1	0	13	11	12	4-5
'93	.321	55-55	165	23	53	8	0	3	32	12	10	3-6
TOT	.262	233	668	91	175	14	3	3	75	46	45	16-22

Lucy Innuso 1978-1980 (*78 Stats Unavailable)												
YR	AVG	GP	AB	R	H	2B	3B	HR	RBI	BB	SO	SB
'79	.155	31	97	9	15	2	0	0	5	3	9	0
'80	.212	16	33	2	7	1	0	0	0	2	1	0
TOT	.169	47	130	11	22	3	0	0	5	5	10	0

Kelly Inouye 1989-1990, 1992-1993												
YR	AVG	GP-GS	AB	R	H	2B	3B	HR	RBI	BB	SO	SB-ATT
'89	.239	39	92	8	22	3	0	0	14	4	9	1-2
'90	.289	65	166	11	48	2	0	2	18	11	8	0-1
'91*	.083	6	12	1	1	0	0	0	0	0	3	0-0
'92	.269	44-39	108	9	29	2	0	0	15	9	10	0-0
'93	.155	38-36	84	5	13	2	0	0	8	12	12	2-2
TOT	.245	192	462	34	113	9	2	0	55	36	42	3-5

LETTERWINNERS

Devon Lindvall **2010-2013**

YR	AVG	GP-GS	AB	R	H	2B	3B	HR	RBI	BB	SO	SB-ATT
'10	.194	50-26	31	10	6	3	0	0	0	7	14	3-4
'11	.266	38-27	64	17	17	0	0	3	16	11	21	2-2
'12	.375	32-17	8	6	3	1	0	0	0	1	4	3-4
'13	.281	58-49	114	17	32	3	0	2	13	6	29	3-3
TOT.	.267	178-119	217	50	58	7	0	5	29	25	68	11-13

Lisa Longaker **1987-1990**

YR	AVG	GP	AB	R	H	2B	3B	HR	RBI	BB	SO	SB
'89	.000	23	1	0	0	0	0	0	0	0	1	0

YR	ERA	W-L	APP	GS	CG	SH	SV	IP	H	R	ER	BB	SO
'87	0.35	20-5	28	24	24	15	3	178.2	64	13	9	32	213
'88	0.30	31-4	39	34	34	23	3	259.1	136	14	11	31	240
'89	0.64	18-1	23	20	16	10	0	131.0	58	19	12	18	114
'90	0.40	20-2	23	22	13	1	1	156.2	76	13	9	12	131
TOT	0.40	89-12	113	100	96	61	7	725.2	334	59	41	93	698

Kathy Lorenz **1986-1987**

YR	AVG	GP	AB	R	H	2B	3B	HR	RBI	BB	SO	SB-ATT
'86	.182	20	33	3	6	0	0	0	2	2	5	0-1
'87	.179	41	84	10	15	1	0	0	3	6	12	4-4
TOT.	.179	61	117	13	21	1	0	0	5	8	17	4-5

YR	ERA	W-L	APP	GS	CG	SH	SV	IP	H	R	ER	BB	SO
'86	1.68	0-0	2	2	0	0	0	8.1	4	2	2	3	5

M

Aleah Macon **2010-2011**

YR	ERA	W-L	APP	GS	CG	SH	SV	IP	H	R	ER	BB	SO
'10	1.50	13-1	23	14	10	4	3	88.2	71	30	19	27	109
'11	2.95	4-0	17	0	0	0	2	38.0	31	20	16	16	41
TOT	1.93	17-1	40	14	10	4	5	126.2	102	50	35	43	150

Tricia Mang **1984-1985**

YR	AVG	GP	AB	R	H	2B	3B	HR	RBI	BB	SO	SB-ATT
'84	.376	52	178	24	67	6	2	7	19	2	3	1-1
'85	.304	22	69	8	21	2	3	2	17	1	2	3-4
TOT.	.356	74	247	32	88	8	5	9	36	3	5	4-5

YR	ERA	W-L	APP	GS	CG	SH	SV	IP	H	R	ER	BB	SO
'84	0.00	1-0	1	1	1	1	0	7.0	5	0	0	2	2
'85	0.00	1-0	1	1	1	1	0	7.0	2	0	0	0	2
TOT	0.00	2-0	2	2	2	2	0	14.0	7	0	0	2	4

Julie Marshall **1996-1997, 1999-2000**

YR	AVG	GP-GS	AB	R	H	2B	3B	HR	RBI	BB	SO	SB-ATT
'96	.323	55-50	161	23	52	9	0	5	31	5	14	0-0
'97	.349	63-63	186	40	65	12	1	10	52	15	22	1-2
'99	.303	69-69	218	38	66	13	1	19	67	20	32	1-1
'00	.326	59-59	184	28	60	6	2	11	53	12	14	3-3
TOT.	.324	246-241	749	129	243	40	4	45	203	52	82	5-6

Danielle Martin **1997-1998**

YR	AVG	GP-GS	AB	R	H	2B	3B	HR	RBI	BB	SO	SB-ATT
'97	.185	28-10	27	3	5	0	0	0	0	4	3	1-1
'98	.167	41-39	96	7	16	2	0	0	5	3	25	0-0
TOT.	.171	69-49	123	10	21	2	0	0	5	7	28	1-1

Gabrielle Maurice **2014-2017**

YR	AVG	GP-GS	AB	R	H	2B	3B	HR	RBI	BB	SO	SB-ATT
'14	.321	48-45	131	32	42	7	0	6	28	13	19	1-3
'15	.376	63-63	181	55	68	13	2	10	46	32	30	6-8
'16	.273	57-57	161	38	44	8	2	7	32	15	28	5-6
'17	.221	63-63	181	25	40	6	0	3	13	10	36	11-15
TOT.	.297	231-228	654	150	194	34	4	26	119	70	113	23-32

Kathy Maurice **1977-1980 ('77 Stats Unavailable)**

YR	AVG	GP	AB	R	H	2B	3B	HR	RBI	BB	SO	SB
'78	-	-	-	-	-	-	-	7	2	-	-	-
'79	.225	24	71	5	16	3	0	0	5	5	9	2
'80	.294	34	109	10	32	6	1	2	15	6	6	0
TOT.	.267	58	180	15	48	9	8	4	20	11	15	2

Lorraine Maynez **1988-1989, 1991**

YR	AVG	GP	AB	R	H	2B	3B	HR	RBI	BB	SO	SB-ATT
'88	.337	59	190	32	64	10	7	3	29	8	11	11-11
'89	.303	49	155	30	47	6	3	0	12	9	10	3-3
'91	.283	54	166	22	47	8	5	0	14	15	11	4-7
TOT.	.309	162	511	84	158	24	15	3	55	32	32	18-21

Sally McCall **1975-1976 ('75 Stats Unavailable)**

YR	AVG	GP	AB	R	H	2B	3B	HR	RBI	BB	SO	SB
'76	.167	12	24	5	4	0	1	1	2	0	3	1

Paige McDuffee **2013-2017**

YR	ERA	W-L	APP	GS	CG	SH	SV	IP	H	R	ER	BB	SO
'13	2.38	6-2	20	13	3	2	2	64.2	68	37	22	15	35
'14	2.38	3-1	15	8	2	0	2	47.0	37	21	16	8	25
'15*	0.54	3-1	6	4	0	0	0	13.0	10	4	1	3	7
'16	3.32	6-2	17	4	0	0	2	46.1	41	27	22	18	17
'17	5.00	0-2	12	7	0	0	0	21.0	28	19	15	8	9
TOT	2.77	18-8	70	36	5	2	6	192.0	184	108	76	52	93

Monique Mejia **2000-2003**

YR	AVG	GP-GS	AB	R	H	2B	3B	HR	RBI	BB	SO	SB-ATT
'00	.261	50-33	23	11	6	1	0	0	1	0	1	3-4
'01	.286	47-32	49	17	14	4	0	0	9	3	6	6-6
'02	.320	54-54	125	22	40	3	0	0	17	16	15	18-19
'03	.242	61-61	165	33	40	9	0	2	14	17	28	13-15
TOT.	.276	212-180	362	83	100	17	0	2	41	36	50	40-44

Johnna Mike **1997**

YR	AVG	GP-GS	AB	R	H	2B	3B	HR	RBI	BB	SO	SB-ATT
'97	.235	26-16	51	3	12	0	0	0	5	3	5	0-0

Ginny Mike-Mitchell **1994-1996**

YR	AVG	GP-GS	AB	R	H	2B	3B	HR	RBI	BB	SO	SB-ATT
'94	.252	46-32	107	22	27	1	1	0	7	4	11	6-7
'95	.300	40-18	60	18	18	3	0	0	5	6	6	5-6
'96	.418	58-57	189	40	79	2	3	0	14	7	19	10-11
TOT.	.348	144-107	356	80	124	6	4	0	26	17	36	21-24

Stephanie Miller **1986**

Carissa Millsap **1998-1999**

YR	AVG	GP-GS	AB	R	H	2B	3B	HR	RBI	BB	SO	SB-ATT	
'98	.153	39-36	98	9	15	3	0	0	1	9	15	23	0-1
'99	.000	6-0	1	1	0	0	0	0	1	1	0	0-0	
TOT.	.152	45-36	99	10	15	3	0	1	10	16	23	0-1	

Tairia Mims **2000-2003**

YR	AVG	GP-GS	AB	R	H	2B	3B	HR	RBI	BB	SO	SB-ATT
'00	.300	59-59	160	23	48	8	0	9	32	12	17	1-1
'01	.376	68-68	213	54	80	18	2	17	71	17	25	3-3
'02	.360	64-64	189	34	68	16	4	13	55	26	10	1-1
'03	.449	61-61	178	49	80	17	1	22	70	26	28	7-7
TOT.	.373	252-252	740	160	276	59	7	61	228	81	80	12-12

Lauren Mirabal **2008-2009**

YR	AVG	GP-GS	AB	R	H	2B	3B	HR	RBI	BB	SO	SB-ATT
'08	.000	39-0	1	17	0	0	0	0	0	0	0	8-8
'09	.000	47-0	0	19	0	0	0	0	0	0	0	11-14
TOT.	.000	86-0	1	36	0	0	0	0	0	0	0	19-22

Laura Mishima **1975-1977 ('77 Stats Unavailable)**

YR	AVG
----	-----

LETTERWINNERS

Maryn Ouyong														2006	
YR	AVG	GP-GS	AB	R	H	2B	3B	HR	RBI	BB	SO	SB-ATT			
'06	.000	25-0	0	6	0	0	0	0	0	0	0	0	0-0		

P															
Taylor Pack														2016-2019	
YR	AVG	GP-GS	AB	R	H	2B	3B	HR	RBI	BB	SO	SB-ATT			
'16	.154	17-12	39	1	6	2	0	0	6	3	13	0-0			
'17	.000	1-0	1	0	0	0	0	0	0	0	0	0-0			
'18	.330	50-34	112	20	37	7	1	4	23	5	9	1-1			
'19	.369	59-58	160	32	59	13	0	12	50	26	19	0-0			
TOT	.327	127-104	312	53	102	22	1	16	79	34	41	1-1			

Karla Parent														1990	
YR	AVG	GP	AB	R	H	2B	3B	HR	RBI	BB	SO	SB-ATT			
'90	.000	6	6	0	0	0	0	0	0	0	2	0-0			

Valerie Parker														1975	
YR	AVG	GP	AB	R	H	2B	3B	HR	RBI	BB	SO	SB			
'75	.256	20	43	7	11	0	2	2	11	5	-	2			

Janice Parks														1986-1989	
YR	AVG	GP	AB	R	H	2B	3B	HR	RBI	BB	SO	SB-ATT			
'86	.295	42	122	17	36	5	5	0	19	7	12	4-4			
'87	.354	60	178	26	63	8	6	3	41	13	15	3-3			
'88	.322	61	174	29	56	9	3	6	40	26	3	2-2			
'89	.426	52	162	32	69	10	7	2	36	19	7	2-3			
TOT	.352	215	636	104	224	32	21	11	136	65	37	11-12			

Ruth Peddy														1975	
YR	AVG	GP	AB	R	H	2B	3B	HR	RBI	BB	SO	SB			
'75	.250	12	12	4	3	0	0	0	3	5	-	2			

Jenavee Peres														2020-	
YR	AVG	GP-GS	AB	R	H	2B	3B	HR	RBI	BB	SO	SB-ATT			
'20	.345	9-9	29	6	10	2	0	4	9	3	7	0-0			

Briana Perez														2018-	
YR	AVG	GP-GS	AB	R	H	2B	3B	HR	RBI	BB	SO	SB-ATT			
'18	.386	62-62	210	61	81	12	3	6	41	12	25	11-13			
'19	.383	61-61	209	70	80	11	3	7	45	15	16	21-22			
'20	.420	26-26	81	31	34	5	1	2	28	9	7	12-13			
TOT	.390	149-149	500	162	195	28	7	15	114	36	48	44-48			

Kylee Perez														2015-2018	
YR	AVG	GP-GS	AB	R	H	2B	3B	HR	RBI	BB	SO	SB-ATT			
'15	.368	60-58	171	39	63	9	1	5	32	23	12	6-8			
'16	.388	57-57	183	38	71	10	1	4	35	15	19	6-9			
'17	.408	63-63	211	51	86	15	2	3	31	6	12	9-10			
'18	.382	65-65	212	63	81	11	1	7	37	21	18	10-10			
TOT	.387	245-243	777	191	301	45	5	19	135	65	61	31-37			

Danielle Peterson														2005-2008	
YR	AVG	GP-GS	AB	R	H	2B	3B	HR	RBI	BB	SO	SB-ATT			
'05	.167	14-0	12	0	2	1	0	0	1	0	3	0-0			
'06	.200	15-0	15	1	3	0	0	0	1	2	7	0-0			
'07	.000	17-5	21	1	0	0	0	0	2	6	5	0-0			
TOT	.104	46-5	48	2	5	1	0	0	4	8	15	0-0			

Michelle Phillips														1986-1988	
YR	AVG	GP	AB	R	H	2B	3B	HR	RBI	BB	SO	SB-ATT			
'86	.000	22	1	0	0	0	0	0	0	0	0	0-0			
'88	1.000	6	1	0	1	0	0	0	2	1	0	0-0			
TOT	.500	28	2	0	1	0	0	0	2	1	0	0-0			

YR	ERA	W-L	APP	GS	CG	SH	SV	IP	H	R	ER	BB	SO
'86	0.48	14-6	22	20	17	11	0	132.1	87	27	9	16	83
'87	0.58	14-2	16	16	13	6	0	97.1	55	14	8	16	51
'88	0.42	4-0	6	5	4	1	1	33.0	16	5	2	7	9
TOT	0.51	32-8	44	41	34	18	1	262.2	158	46	19	39	143

Missy Phillips														1988-1991	
YR	AVG	GP	AB	R	H	2B	3B	HR	RBI	BB	SO	SB-ATT			
'88	.169	46	124	9	21	4	1	1	8	12	12	1-1			
'89	.313	48	134	26	42	10	3	0	21	14	17	0-0			
'90	.289	66	187	31	54	9	5	2	36	23	14	3-7			
'91	.295	61	166	24	49	6	3	1	18	18	20	1-3			
TOT	.272	221	611	90	166	29	12	4	83	65	63	5-11			

Janet Pinneau														1983-1986	
YR	AVG	GP	AB	R	H	2B	3B	HR	RBI	BB	SO	SB-ATT			
'83	.130	21	46	5	6	1	0	1	5	5	10	0-0			
'84	.140	33	86	3	12	0	1	0	3	6	11	0-0			
'85	.207	37	82	5	17	2	3	0	7	13	27	0-1			
'86	.304	25	56	7	17	2	4	0	10	11	7	0-0			
TOT	.193	116	270	20	52	5	8	1	25	35	55	0-1			

Marianne Pond														1980	
YR	AVG	GP	AB	R	H	2B	3B	HR	RBI	BB	SO	SB			
'80	.167	20	48	3	8	0	1	0	3	7	8	0			

Marcia Pontoni														1976-1979 ('78 Stats Unavailable)	
YR	AVG	GP	AB	R	H	2B	3B	HR	RBI	BB	SO	SB			
'76	.207	11	29	4	6	0	0	1	4	4	4	1			
'77	-	-	-	-	-	-	-	-	3	13	-	-			
'79	.211	33	95	10	20	3	0	0	10	15	16	0			
TOT	.210	44	124	14	26	3	0	4	27	19	20	1			

Julie Poulos														1989	
YR	AVG	GP	AB	R	H	2B	3B	HR	RBI	BB	SO	SB-ATT			
'89	.241	42	58	14	14	0	0	0	0	7	5	6-7			

Alleah Poulson														1994-1997	
YR	AVG	GP-GS	AB	R	H	2B	3B	HR	RBI	BB	SO	SB-ATT			
'94	.328	54-46	131	18	43	6	3	2	21	14	9	0-0			
'95	.364	56-55	165	38	60	13	1	6	52	18	18	0-0			
'96	.396	58-58	182	27	72	9	1	1	48	22	6	1-1			
'97	.393	61-61	191	38	75	15	2	3	44	16	10	0-0			
TOT	.374	229-220	669	121	250	43	7	12	165	70	43	1-1			

Jacqui Prober														2017-2020	
YR	AVG	GP-GS	AB	R	H	2B	3B	HR	RBI	BB	SO	SB-ATT			
'17	.130	21-5	23	6	3	0	0	1	4	5	9	0-0			
'18	.154	35-1	13	4	2	1	0	0	1	2	6	0-0			
'19	.241	45-9	29	11	7	0	0	0	4	1	3	1-1			
'20	.313	20-6	16	7	5	2	0	0	4	1	5	0-0			
TOT	.210	121-21	81	28	17	3	0	1	13	9	23	1-1			

Q															
Malia Quarles														2018-	
YR	AVG	GP-GS	AB	R	H	2B	3B	HR	RBI	BB	SO	SB-ATT			
'18	.192	25-2	26	0	5	2	0	0	8	5	6	0-0			
'19	.293	41-5	41	4	12	1	0	4	17	5	14	0-0			
TOT	.254	66-7	67	4	17	3	0	4	25	10	20	0-0			

R															
Erin Rahn														1999-2002	
YR	AVG	GP-GS	AB	R	H	2B	3B	HR	RBI	BB	SO	SB-ATT		</	

LETTERWINNERS

Katie Schroeder													2008-2012									
YR	AVG	GP-GS	AB	R	H	2B	3B	HR	RBI	BB	SO	SB-ATT										
'08	.362	57-57	185	34	67	7	0	0	17	23	32	8-15										
'09	.402	56-56	174	55	70	5	1	14	33	33	23	19-24										
'10*	.364	7-7	22	7	8	0	0	1	3	4	4	2-2										
'11	.324	54-53	176	44	57	12	0	4	21	27	41	5-8										
'12	.407	56-56	177	59	72	14	0	5	31	28	25	17-19										
TOT	.373	230-229	734	199	274	38	1	24	105	115	125	51-68										

Marisa Schwartz													2012-2015									
YR	AVG	GP-GS	AB	R	H	2B	3B	HR	RBI	BB	SO	SB-ATT										
'12	.000	1-0	0	0	0	0	0	0	0	0	0	0-0										
'13	.111	8-2	9	1	1	1	0	0	1	1	1	0-0										
TOT	.111	9-2	9	1	1	1	0	0	1	1	1	0-0										

Anjelica Selden													2005-2008									
YR	ERA	W-L	APP	GS	CG	SH	SV	IP	H	R	ER	BB	SO									
'05	1.10	29-14	50	42	42	13	2	325.0	187	70	51	46	485									
'06	1.06	35-7	44	37	37	16	1	282.2	153	55	43	80	408									
'07	2.82	17-11	33	28	20	7	0	171.0	139	96	69	66	213									
'08	0.96	29-5	40	35	28	8	2	233.2	119	51	32	40	335									
TOT	1.35110	37167	142	127	44	5	1012.1	598	272	195	2321441											

Zoe Shaw													2016-2019									
YR	AVG	GP-GS	AB	R	H	2B	3B	HR	RBI	BB	SO	SB-ATT										
'16	.224	53-47	116	31	26	7	1	0	10	18	25	4-5										
'17	.326	63-63	144	34	47	8	1	0	10	22	19	3-3										
'18	.309	60-42	55	19	17	1	1	0	6	10	15	0-0										
'19	.350	44-14	40	13	14	0	2	0	6	7	13	0-0										
TOT	.293	220-166	355	97	104	16	5	0	32	57	72	7-8										

Sue Sherman													1978-1979 ('78 Stats Unavailable)									
YR	AVG	GP	AB	R	H	2B	3B	HR	RBI	BB	SO	SB										
'79	.231	26	78	13	18	0	1	0	2	0	0	0										

Jenna Shih													1998									
YR	AVG	GP-GS	AB	R	H	2B	3B	HR	RBI	BB	SO	SB-ATT										
'98	.182	32-15	44	8	8	0	0	0	4	3	7	0-1										

Stacey Shire													1984									
YR	AVG	GP	AB	R	H	2B	3B	HR	RBI	BB	SO	SB										
'84	.160	14	25	0	4	0	0	0	2	0	4	0										

Kaila Shull													2007-2010									
YR	AVG	GP-GS	AB	R	H	2B	3B	HR	RBI	BB	SO	SB-ATT										
'07	.274	53-52	146	31	40	8	2	7	26	19	31	4-4										
'08	.211	22-18	57	6	12	3	0	2	7	1	17	2-2										
'09	.360	56-56	161	30	58	12	2	12	59	15	30	2-2										
'10	.287	52-44	122	30	35	7	0	6	20	19	28	2-2										
TOT	.298	183-170	486	97	145	30	4	27	112	54	106	10-10										

Kaelyn Silva													1984-1986									
YR	AVG	GP	AB	R	H	2B	3B	HR	RBI	BB	SO	SB-ATT										
'84	.071	12	14	2	1	0	0	0	1	1	4	0-0										
'85	.214	11	14	1	3	0	0	0	0	0	3	0-0										
'86	.143	9	21	3	3	0	0	0	4	0	1	1-1										
TOT	.143	32	49	6	7	0	0	0	5	1	8	1-1										

Jennifer Simm													1984-1985									
YR	AVG	GP	AB	R	H	2B	3B	HR	RBI	BB	SO	SB-ATT										
'84	.268	49	138	10	37	2	1	1	18	9	8	1-1										
'85	.231	50	143	16	33	4	1	1	5	6	5	2-2										
TOT	.249	99	281	26	70	6	2	2	23	15	13	3-3										

Amanda Simpson													2001-2004									
YR	AVG	GP-GS	AB	R	H	2B	3B	HR	RBI	BB	SO	SB-ATT										
'01	.000	60-0	0	22	0	0	0	0	0	0	0	2-5										
'02	.000	59-0	0	21	0	0	0	0	0	0	0	5-9										
'03	.000	57-1	1	21	0	0	0	0	1	1	0	9-14										
'04	.000	50-0	1	15	0	0	0	0	0	0	0	6-8										
TOT	.000	226-1	2	79	0	0	0	0	1	1	0	22-36										

Maddie Skibitzki													2017-2019									
YR	AVG	GP-GS	AB	R	H	2B	3B	HR	RBI	BB	SO	SB-ATT										
'19	.000	2-0	0	1	0	0	0	0	0	0	0	0-0										

Alana Snow													2018-									
YR	AVG	GP-GS	AB	R	H	2B	3B	HR	RBI	BB	SO	SB-ATT										
'18	.000	1-0	0	0	0	0	0	0	0	0	0	0-0										
'19	.000	18-0	0	4	0	0	0	0	0	0	0	0-0										
'20	1.000	15-0	1	5	1	0	0	0	1	0	0	0-0										
TOT	1.000	34-0	1	9	1	0	0	0	1	0	0	0-0										

Talee Snow													2011-2013									
YR	AVG	GP-GS	AB	R	H	2B	3B	HR	RBI	BB	SO	SB-ATT										
'11	.239	50-49	92	13	22	4	0	0	14	15	12	0-1										
'12	.313	50-43	112	25	35	9	0	2	19	14	19	1-1										
TOT	.279	100-92	204	38	57	13	0	2	33	29	31	1-2										

Jazmine Sosa													2013-2016									
YR	AVG	GP-GS	AB	R	H	2B	3B	HR	RBI	BB	SO	SB-ATT										
'13	.000	2-0	0	1	0	0	0	0	0	0	0	0-0										
'14	.000	2-0	0	0	0	0	0	0	0	0	0	0-0										
'16	.125	4-3	8	0	1	0	0	0	0	0	0	0-0										
TOT	.125	8-3	8	1	1	0	0	0	0	0	0	0-0										

Lexi Sosa													2020-									
YR	AVG	GP-GS	AB	R	H	2B	3B	HR	RBI	BB	SO	SB-ATT										
'20	.500	6-5	8	1	4	0	0	1	5	1	1	0-0										

|--|--|--|--|--|--|--|--|--|--|--|--|--|

LETTERWINNERS

W

Karen Walker 1986-1989													
YR	AVG	GP	AB	R	H	2B	3B	HR	RBI	BB	SO	SB	SB-ATT
'86	.315	40	108	15	34	4	0	0	12	3	6	1	3
'87	.290	59	162	21	47	3	2	0	23	6	14	8	11
'88	.289	55	166	12	48	5	1	0	15	8	8	1	2
'89	.246	44	114	10	28	3	0	0	22	11	6	2	3
TOT	.285	198	550	58	157	15	3	0	72	28	34	12	19

Lori Warkentin 1980-1982													
YR	AVG	GP	AB	R	H	2B	3B	HR	RBI	BB	SO	SB	SB-ATT
'82	.000	10	3	0	0	0	0	0	0	0	0	0	0

YR	ERA	W-L	APP	GS	CG	SH	SV	IP	H	R	ER	BB	SO
'80	0.69	3-3	8	-	-	-	-	40.2	27	10	4	12	30
'81	0.42	12-5	19	-	-	-	-	133.2	68	15	8	29	79
'82	0.25	6-1	10	8	6	4	0	57.0	25	2	2	11	55
TOT	0.42	21-9	37	8	6	4	0	231.1	120	27	14	52	164

Kinsley Washington 2018-													
YR	AVG	GP-GS	AB	R	H	2B	3B	HR	RBI	BB	SO	SB	SB-ATT
'18	.328	62-61	137	35	45	7	1	0	10	14	22	7	8
'19	.321	62-61	168	43	54	9	4	1	19	9	30	7	8
'20	.353	26-26	85	29	30	1	2	2	15	10	10	11	11
TOT	.331	150-148	390	107	129	17	7	3	44	33	62	25	27

Natasha Watley 2000-2003													
YR	AVG	GP-GS	AB	R	H	2B	3B	HR	RBI	BB	SO	SB	SB-ATT
'00	.426	58-58	188	48	80	10	4	1	11	12	15	32	37
'01	.409	68-68	247	75	101	9	5	2	36	11	18	52	56
'02	.485	64-64	231	65	112	14	7	2	35	17	9	39	47
'03	.481	61-61	212	64	102	12	5	10	53	22	14	35	44
TOT	.450	251-251	878	252	395	45	21	15	135	62	56	158	184

Shauna Wattenberg 1984-1987													
YR	AVG	GP	AB	R	H	2B	3B	HR	RBI	BB	SO	SB	SB-ATT
'84	.218	25	55	5	12	2	0	0	6	1	9	1	1
'85	.100	18	30	6	3	0	0	0	0	4	3	0	0
'86	.107	23	56	3	6	0	0	0	6	3	10	0	0
'87	.213	54	127	16	27	7	1	0	9	14	20	6	6
TOT	.179	120	268	30	48	9	1	0	21	22	42	7	7

Erin Weiler 1998-1999													
YR	ERA	W-L	APP	GS	CG	SH	SV	IP	H	R	ER	BB	SO
'98	2.96	7-11	26	23	11	3	0	111.0	130	71	47	38	54
'99	0.00	1-0	2	1	1	1	0	8.0	6	0	0	2	6
TOT	2.76	8-11	28	24	12	4	0	119.0	136	71	47	40	60

DeeDee Weiman 1990-1992, 1994													
YR	AVG	GP-GS	AB	R	H	2B	3B	HR	RBI	BB	SO	SB	SB-ATT
'90	.134	40	67	5	9	0	0	0	7	6	5	0	0
'91	.250	44	72	4	18	3	0	0	12	2	9	0	1
'92	.250	31-29	4	1	1	0	0	0	0	0	0	0	0
TOT	.196	115	143	10	28	3	0	0	19	8	14	0	1

YR	ERA	W-L	APP	GS	CG	SH	SV	IP	H	R	ER	BB	SO
'90	0.64	13-3	17	17	15	11	0	109.1	42	13	10	20	112
'91	0.69	14-0	16	14	12	8	0	102.0	38	11	10	28	138
'92	0.51	11-1	14	14	11	10	0	82.1	23	6	6	32	138
'94	1.03	21-9	33	31	27	13	2	209.2	82	39	31	48	359
TOT	0.79	59-13	80	76	65	42	2	503.1	185	69	57	128	747

Christa Williams 1997													
YR	AVG	GP-GS	AB	R	H	2B	3B	HR	RBI	BB	SO	SB	SB-ATT
'97	.170	49-45	47	5	8	1	0	0	3	3	10	0	0

YR	ERA	W-L	APP	GS	CG	SH	SV	IP	H	R	ER	BB	SO
'97	1.81	21-8	34	29	28	14	4	205.0	149	64	53	84	218

Debbie Willie 1977-1979 ('77-'78 Stats Unavailable)													
YR	AVG	GP	AB	R	H	2B	3B	HR	RBI	BB	SO	SB	SB-ATT
'79	.267	8	15	2	4	1	0	0	4	0	0	0	0

Lauren Wilmoth 2007													
YR	AVG	GP-GS	AB	R	H	2B	3B	HR	RBI	BB	SO	SB	SB-ATT
'07	.000	22-0	0	9	0	0	0	0	0	0	0	0	1

Stacy Winsberg 1982-1985													
YR	AVG	GP	AB	R	H	2B	3B	HR	RBI	BB	SO	SB	SB-ATT
'82	.195	42	113	13	22	2	0	0	7	11	7	4	4
'83	.213	45	136	16	29	0	0	0	8	8	6	7	7
'84	.175	39	97	8	17	0	0	0	2	5	9	0	0
'85	.200	47	135	6	27	4	1	0	6	9	3	2	2
TOT	.198	173	481	43	95	6	1	0	23	33	25	13	13

Delanie Wisz 2020-													
YR	AVG	GP-GS	AB	R	H	2B	3B	HR	RBI	BB	SO	SB	SB-ATT
'20	.359	26-25	64	16	23	5	1	5	20	15	5	0	1

Stevie Wisz 2016-2019													
YR	AVG	GP-GS	AB	R	H	2B	3B	HR	RBI	BB	SO	SB	SB-ATT
'16	.000	10-0	0	4	0	0	0	0	0	0	0	0	0
'17	.500	14-2	2	5	1	0	0	0	0	0	1	1	1
'18	.000	30-1	1	8	0	0	0	0	0	0	1	0	0
'19	.000	32-0	1	8	0	0	0	0	0	0	0	0	0
TOT	.250	86-3	4	25	1	0	0	0	0	0	2	1	1

Jane Wortman 1975													
YR	AVG	GP	AB	R	H	2B	3B	HR	RBI	BB	SO	SB	SB-ATT
'75	.262	20	61	16	16	2	1	0	19	14	-	11	-

Charlene Wright 1975-1976													
YR	AVG	GP	AB	R	H	2B	3B	HR	RBI	BB	SO	SB	SB-ATT
'75	.333	20	66	28	22	2	2	3	23	16	-	7	-
'76	.325	16	40	10	13	2	1	1	6	2	0	3	-
TOT	.330	36	106	38	35	4	3	4	29	18	0	10	10

YR	ERA	W-L	APP	GS	CG	SH	SV	IP	H	R	ER	BB	SO
'75	2.37	-	-	-	-	-	-	118.0	77	65	40	82	52
'76	0.55	6-2	8	8	8	2	0	50.2	24	12	4	35	49
TOT	1.83	6-2	8	8	8	2	0	168.2	101	77	44	117	101

Janice Wright 1976-1979 ('77-'78 Stats Unavailable)													
YR	AVG	GP	AB	R	H	2B	3B	HR	RBI	BB	SO	SB	SB-ATT
'76	.581	13	31	8	18	0	0	1	7	4	0	2	-
'79	.238	29	84	11	20	1	1	1	8	4	3	1	-
TOT	.330	42	115	19	38	1	1	2	15	8	3	3	3

Kim Wuest 1995-1998													
YR	AVG	GP-GS	AB	R	H	2B	3B	HR	RBI	BB	SO	SB	SB-ATT
'95	.247	43-32	93	11	23	6	0	2	13	21	24	0	0
'96	.340	57-55	156	26	53	7	0	13	42	30	25	0	0
'97	.214	58-58	154	16	33	1	0	4	25	22	32	0	0
'98	.326	45-45	129	20	42	8	0	11	27	17	17	0	0
TOT	.284	203-190	532	73	151	22	0	30	107	90	98	0	0

YR	ERA	W-L	APP	GS	CG	SH	SV	IP	H	R	ER	BB	SO
'96	0.00	2-0	2	2	2	1	0	10.0	6	1	0	1	6

Barbara Young 1981-1984													
YR	AVG	GP	AB	R	H	2B	3B	HR	RBI	BB	SO	SB	SB-ATT
'81	.291	48	175	17	51	6	2	0	21	9	22	3	3
'82	.204	42	147	7	30	5	0	0	12	6	8	0	0
'83	.224	45	147	7	33	1	1	1	10	8	9	2	2
'84	.229	39	105	3	24	4	1	1	10	3	15	3	3
TOT	.240	174	574	34	138	16	4	2	53	26	54	8	8

ALL-TIME NUMERICAL ROSTER

#00

Rachel Garcia 2016-

#1 - RETIRED (1999)

Lisa Rubarth 1976-1978
Dot Richardson 1981-1983
 Gina Holmstrom 1984-1987
 Lorraine Maynez 1988-1989, 1991
 Becky Toler 1993
 Nicole Odom 1994-1996, 1998
 Casey Hiraiwa 1999

#2 - RETIRED (2007)

Marcia Pontoni 1976-1979
Gina Vecchione 1980-1982
 Leslie Rover 1983
 Stacey Shire 1984
 Tracy Ferguson 1986
 Kelly Inouye 1989-1993
 Felicia Cruz 1994-1995
 Erin Rahn 1999-2002
 Andrea Duran 2003-2006

#3

Becky Lewthwaite 1975-1977
 Marianne Pond 1980
 Tracy Compton 1982-1985
 Kathy Lorenz 1986-1987
 Bea Chiaravanont 1988-1989
 Maria Rodriguez 1990
 Nicole Anderson 1991
 Felicia Cruz 1992-1993
 Stephanie Carew 1994
 Laurie Fritz 1996-1998
 Lupe Brambila 1999-2001
 Allison Chislock 2002-2003
 GiOnna DiSalvatore 2008-2011
 Ally Carda 2012-2015
Briana Perez 2018-

#4

Janice Wright 1976-1979
 Shauna Wattenberg 1984
 Jennifer Simm 1985
 Samantha Ford 1986-1989
 Kristy Howard 1990-1993
 Kaci Clark 1995-1996
 Christa Williams 1997
 Marin Noack 1998-2001
 Anjelica Selden 2005-2008
 Marti Reed 2009-2012
 Gabrielle Maurice 2014-2017
Holly Azevedo 2018-

#5

Charlene Wright 1975-1976
 Nedra Jerry 1977, 1979-1981
 Priscilla Rouse 1983
 Jennifer Simm 1984
 Kaelyn Silva 1985-1986
 Michelle Montgomery 1987
 DeeDee Weiman 1990-1992, 1994
 Sandra Burkey 1995-1996
 Nikki Barbieri 1997
 Karen Hoshizaki 1997-1999
 Casey Hiraiwa 2000-2002
 Alissa Eno 2003-2006
 Donna Kerr 2008-2011
 Kaelin Sprawls 2012-2015
Julie Rodriguez 2018-

#6 - RETIRED (2000)

Sue Enquist 1975-1978
 Karen Andrews 1979-1982
 Michelle Aguilar 1983
 Tricia Mang 1984
 Lisa Hankerd 1986

Julie Poulos 1989
 Bea Chiaravanont 1991
 Nicole Anderson 1993
 Laurie Fritz 1995
 Nicole Ochoa 1996-1997
 Jenny Gardner 1998-2000

#7

Leslie Trapnell 1975-1976
 Gail Edson 1977-1980
 Sue Eskierski 1981-1982
 Janet Pinneau 1983
 Cheryl Dazalla 1984
 Tricia Mang 1985
 Sandra Arledge 1986-1987
 Shanna Flynn 1988-1991
 Joanne Alchin 1992-1993
 Kari Robinette 1994-1995
 Jamie Denning 1998
 Amanda Freed 1999-2002
 Tara Henry 2004-2007
 Samantha Camuso 2008-2012
 Brittany Moeai 2013-2015
 Jenna Crawford 2017-2018
Maya Brady 2020-

#8

Frankie Butler 1978-1981
 Barbara Young 1982-1984
 Yvonne Gutierrez 1989-1992
 Kelly Howard 1993-1996
 Lesley Feldman 1997-1999
 Kelsey Enquist 2006-2007
 Andrea Harrison 2009-2011
 Kylee Perez 2015-2018
Megan Faraimo 2019-

#9 - RETIRED (2011)

Laura Mishima 1975-1977
 Lucy Innuso 1978-1980
 Karen Owens 1981-1982
 Cheryl Ziegler 1986
Lisa Longaker 1987-1990
 Jennifer Caporale 1991
 Cindy Valero 1992-1995
 Lyndsey Klein 1999-2000
 Amanda Simpson 2001-2004
 Kaila Shull 2007-2010
 Talee Snow 2011-2013

#10

Jane Beyler 1975-1977
 Jan Jeffers 1978-1981
 Mary Ricks 1983-1986
 Diana Forman 1987
 Michelle Montgomery 1988-1990
 Heather Compton 1991-1993
 B'Ann Burns 1994-1997
 Carissa Millsap 1998
 Crissy Buck 1999-2002
 Erica Corley 2003
 Jaisa Creps 2004-2007
 Lauren Mirabal 2008-2009
 Maddi Mobley 2012-2013
Malia Quarles 2018-

#11

Sally McCall 1975-1976
 Lori Warkentin 1980-1982
 Debbie Ruelas 1984-1986
 Donna Forman 1987
 Erica Ziencina 1988
 Heather Compton 1990
 Ginny Mike-Mitchell 1994-1996
 Johnna Mike 1997
 Jenna Shih 1998
 Monique Mejia 2000-2003

Lauren Wilmoth 2007
 Ashley Herrera 2004-2008
 Whitney Baker 2009-2010
 Sydney Leroux 2011
 Stephany LaRosa 2012-2015
 Zia Norris 2018-2019
Seneca Curo 2020-

#12

Laurie Hollingsworth 1975-1976
 Pam Titchner 1980
 Leslie Rover 1982, 1984-1985
 Sue Eskierski 1983
 Stephanie Miller 1986
 Kerry Dienelt 1988-1991
 Janae Deffenbaugh 1992-1994
 Tanya Harding 1995
 Stephanie Swenson 1998-2001
 Jodie Legaspi 2004-2007
 Jazmine Sosa 2013-2016
 Stevie Wisz 2017-2019
Lexi Sosa 2020-

#13

Kathy Deakins 1976-1977
 Stacy Winsberg 1982-1985
 Michelle Phillips 1986-1988
 Erica Ziencina 1989-1991
 Jenny Brewster 1992-1995
 Lesley Feldman 1996
 Danielle Martin 1997-1998
 Julie Hoshizaki 2001-2004
 Krista Colburn 2005-2008
 Katie Collin 2009
 Destiny Rodino 2010-2012
 Imani Johnson 2016-2019
Carson Armijo 2021-

#14 - RETIRED (2020)

Cathy Collings 1976-1979
 Michelle Aguilar 1980-1982
 Diane Batham 1983
Janice Parks 1986-1989
 Alleah Poulson 1994-1997
 Erin Weiler 1998-1999
 Lauren Fendrick 2000
 Keira Goerl 2001-2004
 Julie Burney 2007-2010
 Mysha Sataraka 2013-2016
Kelli Godin 2019-

#15

Romain Campos 1976
 Debbie Hauer 1979-1982
 Kaelyn Silva 1984
 Missy Phillips 1988-1991
 Danesha Adams 2005
 Jessica Hall 2011-2014
 Johanna Grauer 2015-2018

#16 - RETIRED (1995)

Sheila Cornell 1981-1984
 Monica Tourville 1986
 Cindy Bird 1987
Lisa Fernandez 1990-1993

#17 - RETIRED (2014)

Kathy Maurice 1977-1980
 Barbara Young 1981
Debbie Doom 1982-1985
 Karen Walker 1986-1989
 Karla Parent 1990
 Nichole Victoria 1991-1994
 Lisa Dodd 2004-2007
 Charlotte Dolan 2010

#18

Patti Irvin 1980

Shauna Wattenberg 1985-1987
 Tiffany Boyd 1989
 Julie Adams 1996-1997, '99-'00
 Lupe Brambila 1998
 Maryn Oyoung 2006
 Monica Harrison 2008-2011
 Andrea Harrison 2011-2012
 Selina Ta'amilo 2015-2018
Sara Rusconi Vicinanza 2020-

#19

Barbara Booth 1980-1983
 Janet Pinneau 1984-1986
 Bea Chiaravanont 1990
 Becky Toler 1994
 Kim Wuest 1995-1998
 Carissa Millsap 1999
 Caittin Benyi 2003-2006
 B.B. Bates 2010-2013
 Jessica Amaral 2014-2015
 Colleen Sullivan 2019
Alyssa Garcia 2020-

#20

Kelly Beach 1980
 Julie Henderson 1986
 Claire Sua 2001-2004
 Whitney Baker 2007-2008
 Brooke Finley 2009-2012
Anna Vines 2019-

#21

Chris Olivie 1985-1986
 Stacy Sunny 1987-1988
 Tairia Mims 2000-2003
 Shana Stewart 2004-2007
 Grace Murray 2008-2011
 Courtney Rivera 2012-2015
 Taylor Pack 2016-2019
Grace Guzman 2021-

#22

Monica Tourville 1987-1989
 Kathi Evans 1992-1995
 Nikki Barbieri 1996
 Courtney Dale 1997, 1999-2001
 Casey Hiraiwa 1998
 Nicole Sandberg 2002-2005
 Celina Rubalcaba 2006-2007
 Marisa Schwartz 2012-2015
 Danae Blodgett 2016-2019

#23

Toria Auelua 2000-2003
 Whitney Holum 2004-2007
 Amy Crawford 2008-2011
 Tara Mueller 2012-2015
 Stevie Wisz 2016
Aaliyah Jordan 2017-

#24

Lisa Hankerd 1985, 1987-1988
 Marcel Torres 2001
 Emily Zaplatosch 2003-2006
 Aleah Macon 2010-2011
 Robyn Corruith 2014-2016
 Shea Moreno 2019
 Taylor Sullivan 2020
Thessa Malau'ulu 2021-

#25

Britney Rodriguez 2013
 Paige Halstead 2016-2019
Taylor Sullivan 2021-

#27

Natasha Watley 2000-2003

Jennifer Schroeder 2005-2006, '08
 Kellie Fox 2011-2012
 Jacqui Prober 2017-2020

#28

Sam Duran 2012-2015

#29

Katie Schroeder 2008-2012
 Kelly Flynn 2019

#31

Megan Langenfeld 2007-2010

#32

Julie Henderson 1985
 Jennifer Brundage 1992-1995
 Julie Marshall 1996-1997, '99-'00
 Kristen Dedmon 2004-2007
Alana Snow 2018-

#33

Stacey Nuvevan 1997, '99, '01-02
 Michelle Turner 2003-2004
 Grace Goulder 2013-2015
 Brianna Tautalafua 2016-2019
Taylor Edwards 2020-

#34

Alyssa Tiumalu 2011-2014
 Izzy Ordorica 2015-2017

#37

Kinsley Washington 2018-

#42 - RETIRED (2018)

Devon Lindvall 2010-2013
 Jelly Felix 2014-2018

#43

Jenavee Peres 2020-

#44

Christie Ambrosi 1996-1997, 1999
 Lyndsey Gayer 1998
 Stephanie Ramos 2001-2004
 Danielle Peterson 2005-2008
 Dani Yudin 2009-2012

#46

Zoe Shaw 2016-2019

#47

Amanda Kamekona 2008-2009

#48

Allexis Bennett 2013-2016
Bubba Nickles 2017-

#52

Maddie Skibitzki 2017-2019

#55

Paige McDuffee 2013-2017

#88

Madeline Jelenicki 2015-2018

#94

Lauryn Carter 2021-

#97

Delanie Wisz 2020-

#99

Delaney Spaulding 2014-2017

On Jan. 6, 1997, the UCLA softball program entered a new era as Sharron Backus announced her retirement from coaching after 22 years of leading the Bruins.

Considered by many a softball icon, Backus was the guiding force of the top softball program in the nation at UCLA. Owner of the second-best winning percentage in NCAA Division I softball history, Backus coached 22 seasons, posting an 854-173-3 (.831) lifetime record - all at UCLA. Included in that impressive 22-year slate was a 111-32 (.776) mark in postseason play.

Backus and the Bruins brought eight national championship trophies to Westwood (seven NCAA and one AIAW), including an unprecedented three in a row (1988, '89 and '90). The Backus era's trophy case also includes four second-place finishes and three third-place awards. Her UCLA teams played in the Women's College World Series 16 times, and after the Bruins joined the NCAA in 1982, Backus' squads made the WCWS every year they made the NCAA Tournament.

Including her award as the Pacific-10 Conference Coach of the Year in 1995, Backus earned the league's top honor four times in her final seven seasons, also winning in 1990, 1992 and 1993. In 1990, Backus was chosen Northwest Region Coach of the Year by the National Fastpitch Coaches Association (NFCA). She was also selected as the Diamond National and Western Collegiate Athletic Association (WCAA) Coach of the Year in 1984 and 1985.

Backus has been enshrined in several Halls of Fame in recognition of her contributions as a player and coach. The Amateur Softball Association (ASA) Hall of Fame recognized her as one of the most honored players and coaches with induction in 1985. In 1992, the NFCA Hall of Fame welcomed Backus, honoring her tremendous successes in collegiate softball. In 1993, the Women's Sports Foundation Hall of Fame inducted Backus, spotlighting her enormous contributions to women's athletics. And in 2001, Backus was inducted into the UCLA Athletics Hall of Fame in her first year of eligibility.

The Bruin mentor is most noted for her ability to teach the fundamentals. In fact, UCLA did not commit a single error in WCWS play in the championship seasons of 1978, 1982 and 1988. Backus provided solid background in the handling of pitchers such as Debbie Doom, Tracy Compton, Lisa Longaker, Lisa Fernandez and DeeDee Weiman and hitters such as Fernandez, Janice Parks, Yvonne Gutierrez and Jennifer Brundage. Backus coached the first softball player to win the most prestigious honor in women's athletics, as Fernandez won the 1993 Honda-Broderick Cup, which recognized her as the most outstanding collegiate female athlete in all sports during the 1992-93 season.

UCLA's strength in fundamentals evolved from Backus' legendary ASA playing career. The Cal State Fullerton graduate was instrumental in seven ASA titles (1961, 1965 and 1971-75) and two international championships (1972 and 1974). A star shortstop, Backus was named to numerous ASA All-America teams during her playing career. She also played professional softball for the Connecticut Falcons from 1976-78, when the team won three World Championships.

A native of Anaheim and a resident of Fullerton, Backus continued her coaching duties in the professional ranks, coaching in the Women's Pro Softball League (WPSL). In 1998, she was named WPSL Coach of the Year after leading the Orlando Wahoos to the league championship. Backus also went on to serve as the Director of Player Personnel for the WPSL. She earned a bachelor's degree in Physical Education in 1969 from Cal State Fullerton, along with her teaching credential, which enabled her to teach at Western High School before coming to UCLA.



COACHING HIGHLIGHTS

Career Record at UCLA (1975-96): 854-173-3 (.831)
Seasons at UCLA: 22
Record as Head Coach (1975-88): 451-117-3 (.792)
Record as Co-Head Coach (1989-96): 403-56 (.878)
National Championships Won: 8
AIAW: 1978; NCAA: 1982, 1984, 1985, 1988, 1989, 1990, 1992
Conference Titles Won: 10
SCWAC: 1975, 1976; Pac-10: 1983, 1984, 1986, 1988, 1989, 1990, 1991, 1993
Postseason Appearances: 18
Postseason Record: 111-32 (.776)
Women's College World Series Record: 68-20 (.773)
National Top-Four Finishes: 15
40-Win Seasons: 13
U.S. National Team Members Coached: 24
Olympians Coached: 9
All-Americans: 53
All-Region Honorees: 87
All-Conference Honorees: 94
Pac-10 Players/Pitchers of the Year: 6
Pac-10 Players/Pitchers of the Week: 37
All-College World Series Honorees: 52
Honda-Broderick Cup Winners: 1993 (Lisa Fernandez)
Honda Award Winners: 8

HONORS AND ACHIEVEMENTS

Pac-10 Coach of the Year: 4 (1990, 1992, 1993, 1995)
WCAA Coach of the Year: 2 (1984, 1985)
Diamond National Coach of the Year: 2 (1984, 1985)
NFCA Regional Coach of the Year: 1 (1990)
Hall of Fame Inductions:
1985: Amateur Softball Association (ASA)
1992: National Fastpitch Coaches Association (NFCA)
1993: Women's Sports Foundation
2001: UCLA Athletics
UCLA Softball Clubhouse Named Sharron Backus Clubhouse



COACHING HIGHLIGHTS

Career Record at UCLA (1989-06): 887-175-1 (.835)

Seasons at UCLA: 18

Record as Head Coach (1997-06): 484-119-1 (.802)

Record as Co-Head Coach (1989-96): 403-56 (.878)

Record as Assistant Coach (1980-88): 352-85-3 (.803)

National Championships Won: 6

NCAA: 1989, 1990, 1992, 1999, 2003, 2004

Conference Titles Won: 7

Pac-10: 1989, 1990, 1991, 1993, 1999, 2002, 2006

Championships Won as Assistant Coach: 4 Conference/4 NCAA

Conference: WCAA (1983, 1984), Pac-West (1986), Pac-10 (1988)

NCAA: 1982, 1984, 1985, 1988

Postseason Appearances: 16

Postseason Record: 114-26 (.814)

Women's College World Series Record: 57-20 (.740)

National Top-Four Finishes: 15

40-Win Seasons: 17

U.S. National Team Members Coached: 31

Olympians Coached: 12

All-Americans: 60

All-Region Honorees: 79

All-Conference Honorees: 141

Pac-10 Players/Pitchers of the Year: 10

Pac-10 Players/Pitchers of the Week: 61

National Players of the Week: 23

All-College World Series Honorees: 53

Honda-Broderick Cup Winners: 2003 (Nataasha Watley)

Honda Award Winners: 7

USA Softball Players of the Year: 2002 (Stacey Nuvevan)

HONORS AND ACHIEVEMENTS

Pac-10 Coach of the Year: 3 (1995, 1999, 2006)

NFCA National Coach of the Year: 3 (1992, 1995, 2004)

NFCA National Coaching Staff of the Year: 1 (2004)

NFCA Regional Coach of the Year: 3 (1991, 1992, 2000)

NFCA Regional Coaching Staff of the Year: 1 (2000)

Hall of Fame Inductions:

1993: UCLA Athletics

2000: Capistrano Unified School District

2006: National Fastpitch Coaches Association (NFCA)

2008: International Women's Sports Hall of Fame

2015: Amateur Softball Association (ASA)

U.S. National Team Coach

2004 C. Vivian Stringer Coaching Award Recipient

After spending 31 years as a player, assistant coach or head coach in the UCLA softball program, Sue Enquist announced her retirement from coaching on Sept. 26, 2006.

Enquist spent 10 years as the Bruins' head coach, taking over that role for the 1997 season following the retirement of longtime mentor Sharron Backus. Enquist compiled a 484-119-1 (.802) from 1997-2006 and an overall mark of 887-175-1 (.835) in 18 seasons of coaching, serving as co-head coaches with Backus from 1989-96. Enquist's .835 winning percentage puts her at the top of the NCAA charts for Division I head softball coaches. As co-head and head coach, Enquist led the Bruins to six national championships (1989, 1990, 1992, 1999, 2003, 2004) and seven Pacific-10 Conference titles. Before being named co-head coach, Enquist spent nine seasons (1980-88) as an assistant under Backus, with the Bruins posting a record of 352-85-3 (.803).

A three-time Pac-10 Coach of the Year (1995, 1999, 2006), Enquist was named National Coach of the Year by the National Fastpitch Coaches Association (NFCA) three times in 1992, 1995 and 2004. She also led coaching staffs that were named NFCA Regional Coaching Staff of the Year in 2000 and NFCA National Coaching Staff of the Year in 2004. Enquist coached 60 All-Americans during her 18 seasons as head coach and seven Honda Award winners, including Nataasha Watley, who became the second softball player in UCLA history in 2003 to earn the Honda-Broderick Cup, given to the most outstanding collegiate female athlete in all sports.

Enquist was either a player or coach on 11 UCLA national championship teams, including the program's first as a member of the Association of Intercollegiate Athletics for Women (IAIW) in 1978 when she was the tournament's leading hitter. When the NCAA brought women's sports under its umbrella starting with the 1982 season, the Bruins won the inaugural championship.

As one of eight softball coaches chosen to work with the U.S. National Team, Enquist was involved in the preparation of the gold-medal winning U.S. Olympic Team for the 1996 Summer Games in Atlanta, the inaugural Games for softball as an Olympic sport.

After graduating from San Clemente High School in December of 1974, Enquist went on to play four seasons for Backus from 1975-78. Enquist became the prototypical player for Bruin softball in terms of attitude, desire and will to win. UCLA's first softball All-American, Enquist led the Bruins in batting average and doubles three times, triples twice and homers and runs batted in once. A three-time All-Region selection, Enquist still stands fourth on UCLA's all-time list with a .401 career batting average. On April 29, 2000, Enquist's No. 6 jersey was immortalized when it became the third number in Bruin softball history to be retired.

A three-time ASA All-American for the Raybestos Brakettes, Enquist helped lead them to four ASA National Championships (1976-78, '80). She also enjoyed success as a player at the international level, earning gold medals at three National Sports Festivals, the 1978 World Championships and the '79 Pan American Games.

Away from the field, Enquist has received numerous honors, including induction into five Halls of Fame. In 1993, she became the first softball player inducted into the UCLA Athletics Hall of Fame. In 2000, Enquist was enshrined into the Capistrano Unified School District Hall of Fame, and in 2006, she was inducted into the NFCA Hall of Fame. In June of 2008, Enquist was inducted into the International Women's Sports Hall of Fame. Seven years later, she was enshrined into the ASA Hall of Fame. Enquist was recognized with the 2004 C. Vivian Stringer Coaching Award by the United States Sports Academy. The award pays tribute to those who have made significant contributions to sports and is named in honor of C. Vivian Stringer, the Women's Basketball Hall of Famer who is the only coach to take three different schools to the Final Four.

A pioneer in softball technology, Enquist invented the SB401 training bat and the Kwik-Slide Sliding Wrap. She also completed a series of 20 instructional videos, released in 2003, and partnered with former UCLA and Major League Baseball catcher Don Slaught on the RightViewPro hitting instructional software.

Enquist earned her bachelor's degree in kinesiology from UCLA in 1980. A native of San Clemente, Enquist surfed professionally from 1979-1981 and continues to be an avid surfer. She currently resides in Huntington Beach, Calif.





STACEY NUVEAN



TAIRIA MIMS



NATASHA WATLEY

HITTING

BATTING AVERAGE (MINIMUM 200 AT-BATS)

PLAYER	YEARS	H-AB	AVG
1. Stacey Nuvean ¹	1997, 99, 01-02	322-691	.466
2. Natasha Watley ²	2000-03	395-878	.450
3. Alexis Bennett	2013-16	259-620	.418
4. Aaliyah Jordan	2018-	183-445	.411
5. Sue Enquist	1975-78	122-304	.401
6. Jennifer Brundage	1992-95	240-615	.3902
7. Briana Perez	2018-	195-500	.390
8. Stephany LaRosa	2012-15	275-709	.388
9. Kylee Perez	2015-18	301-777	.387
10. Megan Langenfeld	2007-10	220-571	.385

1 - T-6th All-Time in NCAA History; 2 - T-15th All-Time

GAMES PLAYED

PLAYER	YEARS	GS	GP
1. Stacey Nuvean	1997, 99, 01-02	264	264
2. Tairia Mims	2000-03	252	252
3. Natasha Watley	2000-03	251	251
4. Amanda Freed	1999-02	250	250
5. Julie Marshall	1996-97, 99-00	241	246
6. Kylee Perez	2015-18	243	245
7. Delaney Spaulding	2014-17	242	243
8. Yvonne Gutierrez	1989-92	238	240
9. Lisa Fernandez	1990-93	240	240
Claire Sua	2001-04	240	240

AT-BATS

PLAYER	YEARS	GP	AB
1. Natasha Watley ¹	2000-03	251	878
2. Amanda Freed	1999-02	250	816
3. Kelly Howard	1993-96	226	779
4. Kylee Perez	2015-18	245	777
5. Shanna Flynn	1988-91	232	765
6. Lisa Fernandez	1990-93	240	752
7. Julie Marshall	1996-97, 99-00	246	749
8. Tairia Mims	2000-03	252	740
9. GiOnna DiSalvatore	2008-11	229	738
10. B.B. Bates	2010-13	231	737
Delaney Spaulding	2014-17	243	737

1 - 14th All-Time in NCAA History

RUNS SCORED

PLAYER	YEARS	GP	R
1. Natasha Watley ¹	2000-03	251	252
2. Delaney Spaulding	2014-17	243	238
3. Katie Schroeder	2008-12	230	199
4. Kylee Perez	2015-18	245	191
5. Stephany LaRosa	2012-15	231	185
6. Amanda Freed	1999-02	250	182
7. GiOnna DiSalvatore	2008-11	229	177
8. Alexis Bennett	2013-16	210	175
9. B.B. Bates	2010-13	231	174
10. Stacey Nuvean	1997, 99, 01-02	264	173
Ally Carda	2012-15	229	173

1 - T-22nd All-Time in NCAA History

HITS

PLAYER	YEARS	GP	H
1. Natasha Watley ¹	2000-03	251	395
2. Stacey Nuvean	1997, 99, 01-02	264	322
3. Kylee Perez	2015-18	245	301
4. Kelly Howard	1993-96	226	288
5. Lisa Fernandez	1990-93	240	287
6. Tairia Mims	2000-03	252	276
7. Stephany LaRosa	2012-15	231	275
8. Katie Schroeder	2008-12	230	274
9. Delaney Spaulding	2014-17	243	272
10. GiOnna DiSalvatore	2008-11	229	264

1 - 3rd All-Time in NCAA History

DOUBLES

PLAYER	YEARS	GP	2B
1. GiOnna DiSalvatore ¹	2008-11	229	65
2. Delaney Spaulding	2014-17	243	62
3. Tairia Mims	2000-03	252	59
4. Stacey Nuvean	1997, 99, 01-02	264	51
5. Kelly Howard	1993-96	226	50
6. Amanda Freed	1999-02	250	49
Andrea Harrison	2009-12	225	49
8. Aaliyah Jordan	2018-	152	48
9. Jennifer Brundage	1992-95	215	46
10. Natasha Watley	2000-03	251	45
Kylee Perez	2015-18	245	45

1 - T-24th All-Time in NCAA History

TRIPLES

PLAYER	YEARS	GP	3B
1. Janice Parks	1986-89	215	21
Natasha Watley	2000-03	251	21
3. Yvonne Gutierrez	1989-92	240	17
Andrea Duran	2003-06	236	17
5. Lorraine Maynez	1988-89, 91	162	15
6. Missy Phillips	1988-91	221	12
7. Sheila Cornell	1981-84	168	11
Shanna Flynn	1988-91	232	11
Amanda Freed	1999-02	250	11
Stephany LaRosa	2012-15	231	11

HOME RUNS

PLAYER	YEARS	GP	HR
1. Stacey Nuvean ¹	1997, 99, 01-02	264	90
2. Stephany LaRosa	2012-15	231	66
3. Tairia Mims	2000-03	252	61
Delaney Spaulding	2014-17	243	61
5. Caitlin Benyi	2003-06	223	55
Andrea Harrison	2009-12	225	55
B.B. Bates	2010-13	231	55
8. Claire Sua	2001-04	240	50
9. Mysha Sataraka	2013-16	210	47
10. Julie Marshall	1996-97, 99-00	246	45
Madeline Jelenicki	2015-18	213	45

1 - 3rd All-Time in NCAA History

RUNS BATTED IN

PLAYER	YEARS	GP	RBI
1. Stacey Nuvean ¹	1997, 99, 01-02	264	299
2. Delaney Spaulding	2014-17	243	229
3. Tairia Mims	2000-03	252	228
Stephany LaRosa	2012-15	231	228
5. Julie Marshall	1996-97, 99-00	246	203
6. B.B. Bates	2010-13	231	197
7. Claire Sua	2001-04	240	196
8. Andrea Harrison	2009-12	225	188
9. Madeline Jelenicki	2015-18	213	187
10. Ally Carda	2012-15	229	180

1 - 5th All-Time in NCAA History

TOTAL BASES

PLAYER	YEARS	GP	TB
1. Stacey Nuvean	1997, 99, 01-02	264	653
2. Stephany LaRosa	2012-15	231	535
3. Tairia Mims	2000-03	252	532
4. Delaney Spaulding	2014-17	243	531
5. Natasha Watley	2000-03	251	527
6. Andrea Harrison	2009-12	225	467
B.B. Bates	2010-13	231	467
8. Caitlin Benyi	2003-06	223	431
9. Julie Marshall	1996-97, 99-00	246	426
10. GiOnna DiSalvatore	2008-11	229	417

SLUGGING PERCENTAGE (MINIMUM 200 AT-BATS)

PLAYER	YEARS	TB-AB	SLG
1. Stacey Nuvean ¹	1997, 99, 01-02	653-691	.945
2. Stephany LaRosa	2012-15	535-709	.755
3. Delaney Spaulding	2014-17	531-737	.720
4. Tairia Mims	2000-03	532-740	.719
5. Aaliyah Jordan	2018-	318-445	.715
6. Megan Langenfeld	2007-10	383-571	.671
7. Mysha Sataraka	2013-16	354-528	.670
8. Andrea Harrison	2009-12	467-711	.657
9. B.B. Bates	2010-13	467-737	.634
10. Caitlin Benyi	2003-06	431-681	.633

1 - 2nd All-Time in NCAA History

WALKS

PLAYER	YEARS	GP	BB
1. Stacey Nuvean ¹	1997, 99, 01-02	264	240
2. Mysha Sataraka	2013-16	210	144
3. Ally Carda	2012-15	229	142
4. Delaney Spaulding	2014-17	243	126
5. Megan Langenfeld	2007-10	211	121
Dani Yudin	2009-12	195	121
7. Stephany LaRosa	2012-15	231	120
8. Katie Schroeder	2008-12	230	115
9. Emily Zaplatosch	2003-06	234	107
10. Krista Colburn	2005-08	233	99

1 - 3rd All-Time in NCAA (Most Intentional BB in NCAA - 81)

HIT BY PITCH

PLAYER	YEARS	GP	HBP
1. Crissy Buck	1999-02	221	38
2. Megan Langenfeld	2007-10	211	36
Ally Carda	2012-15	229	36
4. Gabrielle Maurice	2014-17	231	35
5. Caitlin Benyi	2003-06	223	32
Katie Schroeder	2008-12	230	32
7. Tairia Mims	2000-03	252	27
8. Kaila Shull	2007-10	183	20
9. Andrea Harrison	2009-12	225	19
10. Dani Yudin	2009-12	195	18
Kylee Perez	2015-18	245	18

CAREER LEADERS

ON BASE PERCENTAGE (MINIMUM 200 AT-BATS)

PLAYER	YEARS	AB	OBP
1. Stacey Nuveman	1997-99, 01-02	691	.600
2. Megan Langenfeld	2007-10	571	.515
3. Aaliyah Jordan	2018-	445	.491
4. Natasha Watley	2000-03	878	.487
5. Ally Carda	2012-15	642	.482
6. Stephany LaRosa	2012-15	709	.479
7. Katie Schroeder	2008-12	734	.476
Mysha Sataraka	2013-16	528	.476
9. Alexis Bennett	2013-16	620	.473
10. Delaney Spaulding	2014-17	737	.464

SACRIFICE FLIES

PLAYER	YEARS	GP	SF
1. Tairia Mims	2000-03	252	20
2. Madeline Jelenicki	2015-18	213	15
3. Julie Marshall	1996-97, 99-00	246	13
4. Alleah Poulson	1994-97	229	12
5. Karen Walker	1986-89	198	11
Mysha Sataraka	2013-16	210	11
Rachel Garcia	2017-	181	11
8. Delaney Spaulding	2014-17	243	10
9. Janice Parks	1986-89	215	9
Jennifer Brundage	1992-95	215	9

SACRIFICE HITS

PLAYER	YEARS	GP	SH
1. Kristy Howard	1990-93	233	82
2. Lisa Hankerd	1985-88	197	70
3. Kerry Dienelt	1988-91	238	65
4. Stacy Winsberg	1982-85	173	53
5. Karen Walker	1986-89	198	52
6. Nichole Victoria	1991-94	215	48
7. Kathi Evans	1992-95	204	43
8. Mary Ricks	1983-86	192	41
9. Shanna Flynn	1988-91	232	39
Missy Phillips	1988-91	221	39
Amanda Freed	1999-02	250	39

STOLEN BASES

PLAYER	YEARS	GP	SB-ATT
1. Natasha Watley ¹	2000-03	251	158-184
2. Alexis Bennett	2013-16	210	61-78
3. Amanda Freed	1999-02	250	51-58
Katie Schroeder	2008-12	230	51-68
5. Briana Perez	2018-	149	44-48
Andrea Duran	2003-06	236	44-54
7. Tara Henry	2004-07	222	43-53
8. Lupe Brambila	1998-01	223	42-49
9. Monique Mejia	2000-03	212	40-44
10. Kelli Godin	2019-	85	37-41
Delaney Spaulding	2014-17	243	37-47

¹ - T-22nd All-Time in NCAA History

PITCHING

EARNED RUN AVERAGE (MINIMUM 200 INNINGS)

PLAYER	YEARS	ER-IP	ERA
1. Tracy Compton ¹	1982-85	13-612.1	0.15
2. Lisa Fernandez ²	1990-93	22-694.2	0.22
3. Karen Andrews	1979-82	20-481.1	0.29
Debbie Doom ³	1982-85	30-725.2	0.29
5. Lisa Longaker ⁴	1987-90	41-725.2	0.40
6. Lori Warkentin	1980-82	14-231.1	0.42
7. Michelle Phillips	1986-88	19-262.2	0.51
8. Heather Compton	1990-93	40-538.2	0.52
9. Samantha Ford	1986-89	42-555.0	0.53
10. Jan Jeffers	1978-81	38-447.1	0.59

¹ - NCAA Leader; ² - 2nd All-Time; ³ - 3rd All-Time; ⁴ - T13th

WINS

PLAYER	YEARS	APP	W-L
1. Keira Goerl ¹	2001-04	161	130-21
2. Anjelica Selden	2005-08	167	110-37
3. Ally Carda	2012-15	178	100-28
4. Amanda Freed	1999-02	127	97-20
5. B'Ann Burns	1994-97	131	96-23
6. Lisa Fernandez	1990-93	107	93-7
7. Lisa Longaker	1987-90	113	89-12
8. Rachel Garcia	2017-	120	81-14
9. Debbie Doom	1982-85	93	73-16
10. Tracy Compton	1982-85	85	72-10

¹ - 10th All-Time in NCAA History

APPEARANCES

PLAYER	YEARS	GS	APP
1. Ally Carda	2012-15	117	178
2. Anjelica Selden	2005-08	142	167
3. Keira Goerl	2001-04	148	161
4. Jessica Hall	2011-14	91	152
5. B'Ann Burns	1994-97	111	131
6. Amanda Freed	1999-02	116	127
7. Selina Ta'amilo	2015-18	63	125
8. Donna Kerr	2008-11	103	124
9. Rachel Garcia	2017-	77	120
10. Lisa Longaker	1987-90	100	113

COMPLETE GAMES

PLAYER	YEARS	APP	CG
1. Keira Goerl ¹	2001-04	161	135
2. Anjelica Selden	2005-08	167	127
3. B'Ann Burns	1994-97	131	98
4. Amanda Freed	1999-02	127	97
5. Lisa Longaker	1987-90	113	96
6. Lisa Fernandez	1990-93	107	95
7. Debbie Doom	1982-85	93	88
8. Tracy Compton	1982-85	85	80
9. Heather Compton	1990-93	84	69
10. DeeDee Weiman	1990-92, 94	80	65

¹ - T-15th All-Time in NCAA History

SHUTOUTS

PLAYER	YEARS	APP	SO
1. Lisa Fernandez ¹	1990-93	107	74
2. Debbie Doom ²	1982-85	93	66
3. Keira Goerl ³	2001-04	161	64
4. Tracy Compton ⁴	1982-85	85	62
5. Lisa Longaker ⁵	1987-90	113	61
6. Amanda Freed	1999-02	127	47
7. Heather Compton	1990-93	84	45
8. Anjelica Selden	2005-08	167	44
9. DeeDee Weiman	1990-92, 94	80	42
10. Samantha Ford	1986-89	84	37

¹ - T9th in NCAA; ² - T17th; ³ - T20th; ⁴ - T23rd; ⁵ - T25th

SAVES

PLAYER	YEARS	APP	SV
1. Megan Langenfeld	2007-10	104	12
2. Jessica Hall	2011-14	152	11
3. Rachel Garcia	2017-	120	9
4. Lisa Longaker	1987-90	113	7
Johanna Grauer	2015-18	112	7
5. Ally Carda	2012-15	178	6
Paige McDuffee	2013-17	70	6
Selina Ta'amilo	2015-18	125	6
9. B'Ann Burns	1994-97	131	5
Anjelica Selden	2005-08	167	5
Aleah Macon	2010-11	40	5

INNINGS PITCHED

PLAYER	YEARS	APP	IP
1. Keira Goerl	2001-04	161	1017.2
2. Anjelica Selden	2005-08	167	1012.1
3. Ally Carda	2012-15	178	787.1
4. B'Ann Burns	1994-97	131	767.1
5. Amanda Freed	1999-02	127	763.2
6. Lisa Longaker	1987-90	113	725.2
Debbie Doom	1982-85	93	725.2
8. Lisa Fernandez	1990-93	107	694.2
9. Jessica Hall	2011-14	152	614.2
10. Rachel Garcia	2017-	120	612.2

STRIKEOUTS

PLAYER	YEARS	APP	K
1. Anjelica Selden ¹	2005-08	167	1441
2. Keira Goerl	2001-04	161	1095
3. Debbie Doom	1982-85	93	952
4. Ally Carda	2012-15	178	825
5. Rachel Garcia	2017-	120	813
6. Lisa Fernandez	1990-93	107	784
7. Amanda Freed	1999-02	127	760
8. DeeDee Weiman	1990-92, 94	80	747
9. Donna Kerr	2008-11	124	729
10. Lisa Longaker	1987-90	113	698

¹ - 13th All-Time in NCAA History



KEIRA GOERL



AMANDA FREED



ANJELICA SELDEN

SEASON LEADERS



ALEXIS BENNETT



JENNIFER BRUNDAGE



ANDREA DURAN

HITTING

BATTING AVERAGE (MINIMUM 100 AT-BATS)

PLAYER	YEAR	H-AB	AVG
1. Stacey Nuvevan ^{1,2}	2002	83-157	.529
2. Megan Langenfeld ³	2010	68-129	.527
3. Jennifer Brundage ^{1,4}	1995	87-168	.518
4. Lisa Fernandez ¹	1993	80-157	.510
5. Alexis Bennett	2015	93-189	.492
6. Natasha Watley	2002	112-231	.485
7. Natasha Watley	2003	102-212	.481
8. Stacey Nuvevan	1997	84-184	.457
9. Tanya Harding	1995	47-103	.456
10. Tairia Mims	2003	80-178	.449

1 - National Leader; 2 - 12th-Best Single-Season Total in NCAA History; 3 - 13th-Best; 4 - T-19th-Best

GAMES PLAYED

PLAYER	YEAR	GS	GP
1. Kerry Dienelt	1990	69	69
Shanna Flynn	1990	69	69
Yvonne Gutierrez	1990	69	69
Kristy Howard	1990	69	69
Crissy Buck	1999	69	69
Amanda Freed	1999	69	69
Lyndsey Klein	1999	69	69
Julie Marshall	1999	69	69
Stacey Nuvevan	1999	69	69
10. Christie Ambrosi	1999	68	68
Tairia Mims	2001	68	68
Stacey Nuvevan	2001	68	68
Claire Sua	2001	68	68
Natasha Watley	2001	68	68

AT-BATS

PLAYER	YEAR	GP	AB
1. Natasha Watley	2001	68	247
2. Christie Ambrosi	1999	68	240
3. Natasha Watley	2002	64	231
4. Shanna Flynn	1990	69	228
5. Amanda Freed	1999	69	227
6. Lyndsey Klein	1999	69	218
Julie Marshall	1999	69	218
8. Lisa Fernandez	1990	67	213
Tairia Mims	2001	68	213
10. Natasha Watley	2003	61	212
Kylee Perez	2018	65	212

RUNS SCORED

PLAYER	YEAR	GP	R
1. Natasha Watley	2001	68	75
2. Briana Perez	2019	61	70
3. Delaney Spaulding	2015	63	69
4. Bubba Nickles	2019	62	66
5. Christie Ambrosi	1999	68	65
Natasha Watley	2002	64	65
7. Natasha Watley	2003	61	64
8. Kylee Perez	2018	65	63
9. Alexis Bennett	2015	63	61
Briana Perez	2018	62	61

HITS

PLAYER	YEAR	GP	H
1. Natasha Watley ^{1,2}	2002	64	112
2. Christie Ambrosi ^{1,3}	1999	68	103
3. Natasha Watley ¹	2003	61	102
4. Natasha Watley	2001	68	101
5. Alexis Bennett	2015	63	93
6. Jennifer Brundage	1995	56	87
7. Kylee Perez	2017	63	86
8. Kelly Howard	1996	58	84
Stacey Nuvevan	1997	63	84
Aaliyah Jordan	2018	65	84

1 - National Leader; 2 - T-7th-Best in NCAA; 3 - T-19th-Best

DOUBLES

PLAYER	YEAR	GP	2B
1. Lyndsey Klein	1999	69	21
2. Delaney Spaulding	2015	63	20
Aaliyah Jordan	2019	61	20
4. Amanda Kamekona	2009	56	19
GiOnna DiSalvatore	2010	61	19
6. Tairia Mims	2001	68	18
Delaney Spaulding	2017	63	18
8. Tairia Mims	2003	61	17
Amanda Kamekona	2008	60	17
GiOnna DiSalvatore	2011	55	17

TRIPLES

PLAYER	YEAR	GP	3B
1. Andrea Duran	2005	60	8
2. Kathy Maurice	1978	—	7
Gail Edson	1980	36	7
Lorraine Maynez	1988	59	7
Janice Parks	1989	52	7
Natasha Watley	2002	64	7
Andrea Duran	2006	59	7
8. Sheila Cornell	1983	47	6
Janice Parks	1987	60	6
Christie Ambrosi	1997	58	6

HOME RUNS

PLAYER	YEAR	GP	HR
1. Stacey Nuvevan ^{1,2}	1999	69	31
2. B.B. Bates	2013	60	25
3. Caitlin Benyi ¹	2004	56	24
4. Tairia Mims	2003	61	22
5. Stacey Nuvevan	1997	63	20
Stacey Nuvevan	2002	64	20
Megan Langenfeld	2010	50	20
Stephany LaRosa	2015	63	20
Delaney Spaulding	2015	63	20
10. Julie Marshall	1999	69	19
Stacey Nuvevan	2001	68	19

1 - Nat'l Leader; 2 - T-4th-Best Single-Season Total in NCAA

RUNS BATTED IN

PLAYER	YEAR	GP	RBI
1. Stacey Nuvevan ^{1,2}	1999	69	91
2. B.B. Bates	2013	60	74
3. Stacey Nuvevan	2001	68	73
4. Delaney Spaulding	2015	63	72
Bubba Nickles	2019	62	72
6. Stacey Nuvevan	1997	63	71
Tairia Mims	2001	68	71
8. Tairia Mims	2003	61	70
Stephany LaRosa	2015	63	70
10. Madeline Jelenicki	2017	63	69

1 - Nat'l Leader; 2 - T-10th-Best Single-Season Total in NCAA

TOTAL BASES

PLAYER	YEAR	GP	TB
1. Stacey Nuvevan ¹	1999	69	187
2. Tairia Mims	2003	61	165
3. Stacey Nuvevan ¹	2002	64	164
B.B. Bates	2013	60	164
5. Delaney Spaulding	2015	63	161
6. Stacey Nuvevan	1997	63	157
7. Christie Ambrosi	1999	68	155
8. Natasha Watley	2003	61	154
9. Tairia Mims	2001	68	153
Caitlin Benyi	2004	56	153

1 - National Leader

SLUGGING PERCENTAGE (MINIMUM 100 AT-BATS)

PLAYER	YEAR	TB-AB	SLG
1. Megan Langenfeld ²	2010	140-129	1.085
2. Stacey Nuvevan ^{1,3}	2002	164-157	1.045
3. Stacey Nuvevan ⁴	1999	187-184	1.016
4. Tairia Mims	2003	165-178	.927
5. Jennifer Brundage	1995	150-168	.893
6. Stacey Nuvevan	2001	145-166	.873
7. Caitlin Benyi	2004	153-177	.864
8. B.B. Bates	2013	164-190	.863
9. Stacey Nuvevan	1997	157-184	.853
10. Delaney Spaulding	2015	161-189	.852

1 - Nat'l Lead; 2 - 7th-Best in NCAA; 3 - 9th-Best; 4 - T-15th

WALKS

PLAYER	YEAR	GP	BB
1. Stacey Nuvevan ¹	2001	68	77
2. Stacey Nuvevan ²	2002	64	69
3. Stacey Nuvevan	1999	69	61
4. Mysha Sataraka	2016	57	59
5. Ally Carda	2015	63	57
6. Stephany LaRosa	2014	52	46
7. Megan Langenfeld	2010	50	43
Dani Yudin	2012	56	43
9. Delaney Spaulding	2014	60	40
10. Ally Carda	2014	60	39

1 - 9th-Best Single-Season Total in NCAA; 2 - T-17th-Best

HIT BY PITCH

PLAYER	YEAR	GP	HBP
1. Crissy Buck	2002	62	17
2. Ally Carda	2014	60	16
3. Caitlin Benyi	2003	61	13
Megan Langenfeld	2010	50	13
Katie Schroeder	2012	56	13
6. Gabrielle Maurice	2016	57	12
7. Crissy Buck	1999	69	11
Ally Carda	2015	63	11
Gabrielle Maurice	2015	63	11
10. Tairia Mims	2001	68	10

SEASON LEADERS

ON BASE PERCENTAGE (MINIMUM 100 AT-BATS)

PLAYER	YEAR	AB	OBP
1. Megan Langenfeld	2010	129	.667
2. Stacey Nuveman	2002	157	.665
3. Stacey Nuveman	2001	166	.615
4. Jennifer Brundage	1995	168	.604
5. Lisa Fernandez	1993	157	.593
6. Stacey Nuveman	1999	184	.581
7. Mysha Sataraka	2016	137	.559
8. Jennifer Brundage	1994	159	.537
Stacey Nuveman	1997	184	.537
Ally Carda	2014	175	.537

SACRIFICE FLIES

PLAYER	YEAR	GP	SF
1. Erica Ziencina	1991	51	6
Julie Marshall	2000	59	6
Tairia Mims	2001	68	6
Tairia Mims	2002	64	6
Tairia Mims	2003	61	6
Delaney Spaulding	2015	63	6
Madeline Jelenicki	2017	63	6
Rachel Garcia	2018	60	6
9. Nichole Victoria	1994	56	5
Lyndsey Klein	2000	59	5
Caitlin Benyi	2006	51	5
Kaila Shull	2009	56	5
Aaliyah Jordan	2018	65	5
Rachel Garcia	2019	61	5

SACRIFICE HITS

PLAYER	YEAR	GP	SH
1. Lisa Hankerd	1987	57	27
Kristy Howard	1992	56	27
3. Kristy Howard	1990	69	26
Kerry Dienelt	1991	63	26
5. Stacy Winsberg	1983	45	23
Kathi Evans	1995	54	23
7. Lisa Hankerd	1988	58	22
8. Stacy Sunny	1988	57	21
9. Kerry Dienelt	1990	69	19
Amanda Freed	1999	69	19

STOLEN BASES

PLAYER	YEAR	GP	SB-ATT
1. Natasha Watley	2001	68	52-56
2. Natasha Watley	2002	64	39-47
3. Natasha Watley	2003	61	35-44
4. Natasha Watley	2000	58	32-37
5. Christie Ambrosi	1999	68	25-28
6. Kelli Godin	2019	59	23-26
7. Alexis Bennett	2015	63	21-26
Briana Perez	2019	61	21-22
9. Andrea Duran	2006	59	20-22
10. Katie Schroeder	2009	56	19-24

PITCHING

EARNED RUN AVERAGE (MINIMUM 100 INNINGS)

PLAYER	YEAR	ER-IP	ERA
1. Tracy Compton ^{1,2}	1983	1-168.0	0.04
2. Karen Andrews	1979	1-113.1	0.06
3. Tracy Compton ^{1,3}	1985	2-167.1	0.08
4. Debbie Doom ⁴	1984	3-215.1	0.10
5. Lisa Fernandez ^{1,5}	1992	4-196.1	0.14
6. Tracy Compton ⁶	1982	3-101.2	0.21
7. Tiffany Boyd ¹	1989	5-146.0	0.24
8. Lisa Fernandez	1991	6-165.2	0.25
Lisa Fernandez ¹	1993	9-249.2	0.25
10. Karen Andrews	1980	5-134.0	0.26

1 - Nat'l Leader; 2 - Best Single-Season Total in NCAA History; 3 - 2nd-Best; 4 - T-3rd-Best; 5 - 6th-Best; 6 - T-14th-Best

WINS

PLAYER	YEAR	APP	W-L
1. Keira Goerl ¹	2003	48	40-7
2. Anjelica Selden	2006	44	35-7
3. Lisa Fernandez ¹	1993	36	33-3
Courtney Dale	1999	35	33-1
5. Keira Goerl	2002	40	32-5
Ally Carda	2014	46	32-5
Ally Carda	2015	49	32-8
8. Lisa Longaker	1988	39	31-4
B'Ann Burns	1996	43	31-8
Keira Goerl	2004	40	31-7

1 - National Leader

APPEARANCES

PLAYER	YEAR	GS	APP
1. Anjelica Selden	2005	42	50
2. Ally Carda	2015	33	49
3. Keira Goerl	2003	45	48
4. Jessica Hall	2012	28	47
5. Ally Carda	2013	27	46
Ally Carda	2014	32	46
7. Selina Ta'amilo	2016	25	45
Rachel Garcia	2017	25	45
9. Anjelica Selden	2006	37	44
Johanna Grauer	2016	28	44

COMPLETE GAMES

PLAYER	YEAR	APP	CG
1. Keira Goerl	2003	48	42
Anjelica Selden	2005	50	42
3. Keira Goerl	2004	40	37
Anjelica Selden	2006	44	37
5. Lisa Longaker	1988	39	34
Keira Goerl	2002	40	34
7. Lisa Fernandez	1993	36	33
8. B'Ann Burns	1996	43	32
9. Amanda Freed	1999	35	31
10. Courtney Dale	1999	35	29

SHUTOUTS

PLAYER	YEAR	APP	SO
1. Lisa Fernandez ¹	1993	36	28
2. Debbie Doom ²	1984	28	24
3. Lisa Longaker	1988	39	23
Keira Goerl	2003	48	23
5. Lisa Fernandez	1992	30	22
6. Keira Goerl	2002	40	20
7. Tracy Compton	1983	23	18
Tracy Compton	1985	24	18
Heather Compton	1991	27	18
10. Debbie Doom	1985	25	17

1 - T-5th-Best Single-Season Total in NCAA; 2 - T-15th-Best

SAVES

PLAYER	YEAR	APP	SV
1. Megan Langenfeld	2008	21	5
2. Christa Williams	1997	34	4
Jessica Hall	2012	47	4
Rachel Garcia	2019	36	4
5. Lisa Longaker	1987	28	3
Lisa Longaker	1988	39	3
B'Ann Burns	1996	43	3
Amanda Freed	1999	35	3
Courtney Dale	2001	22	3
Megan Langenfeld	2009	32	3
Megan Langenfeld	2010	25	3
Aleah Macon	2010	23	3
Jessica Hall	2013	38	3
Ally Carda	2015	49	3
Johanna Grauer	2015	30	3
Selina Ta'amilo	2015	32	3
Johanna Grauer	2016	44	3
Rachel Garcia	2017	45	3

INNINGS PITCHED

PLAYER	YEAR	APP	IP
1. Anjelica Selden	2005	50	325.0
2. Keira Goerl	2003	48	310.2
3. Anjelica Selden	2006	44	282.2
4. Keira Goerl	2004	40	267.0
5. Lisa Longaker	1988	39	259.1
6. B'Ann Burns	1996	43	251.0
7. Lisa Fernandez	1993	36	249.2
8. Keira Goerl	2002	40	246.0
9. Ally Carda	2015	49	240.0
10. Amanda Freed	2000	38	234.2

STRIKEOUTS

PLAYER	YEAR	APP	K
1. Anjelica Selden	2005	50	485
2. Anjelica Selden	2006	44	408
3. DeeDee Weiman ¹	1994	33	359
4. Lisa Fernandez	1993	36	348
5. Keira Goerl	2003	48	342
6. Anjelica Selden	2008	40	335
7. Keira Goerl	2002	40	319
8. Rachel Garcia	2018	39	315
9. Rachel Garcia	2019	36	286
10. Debbie Doom	1984	28	282

1 - National Leader



YEAR-BY-YEAR LEADERS



CHRISTIE AMBROSI



KRISTA COLBURN



KELLY HOWARD



STEPHANY LAROSA

HITTING

BATTING AVERAGE

1975	Sue Enquist	.529
1976	Janice Wright	.581
1977	Sue Enquist	.322
1978	Sue Enquist	.391
1979	Gail Edson	.319
1980	Gail Edson	.352
1981	Dot Richardson	.379
1982	Dot Richardson	.328
1983	Dot Richardson	.333
1984	Tricia Mang	.376
1985	Mary Ricks	.266
1986	Sandra Arledge	.317
1987	Sandra Arledge	.387
1988	Lorraine Maynez	.337
1989	Janice Parks	.426
1990	Yvonne Gutierrez	.384
1991	Yvonne Gutierrez	.369
1992	Yvonne Gutierrez	.406
1993	Lisa Fernandez ¹	.510
1994	Jennifer Brundage	.440
1995	Jennifer Brundage ¹	.518
1996	Ginny Mike-Mitchell	.418
1997	Stacey Nuvevan	.457
1998	Kim Wuest	.326
1999	Stacey Nuvevan	.446
2000	Natasha Watley	.426
2001	Stacey Nuvevan	.440
2002	Stacey Nuvevan ¹	.529
2003	Natasha Watley	.481
2004	Caitlin Benyi	.379
2005	Caitlin Benyi	.333
2006	Andrea Duran	.355
2007	Krista Colburn	.382
2008	Samantha Camuso	.366
2009	Katie Schroeder	.402
2010	Megan Langenfeld	.527
2011	Andrea Harrison	.409
2012	Stephany LaRosa	.436
2013	B.B. Bates	.374
2014	Alleixis Bennett	.404
2015	Alleixis Bennett	.492
2016	Alleixis Bennett	.400
2017	Kylee Perez	.408
2018	Aaliyah Jordan	.429
2019	Kelli Godin	.418
2020	Aaliyah Jordan	.435
1 - National Leader		

AT-BATS

1975	Charlene Wright	66
1976	Sue Enquist	51
1977	Nedra Jerry	98
1978	Sue Enquist	115
1979	Gail Edson	116
1980	Gail Edson	125
1981	D.Richardson/G.Vecchione	177
1982	Gina Vecchione	150
1983	Dot Richardson	156
1984	Tricia Mang	178
1985	M.Ricks/J.Simm	143
1986	Mary Ricks	135
1987	Sandra Arledge	191
1988	Lorraine Maynez	190
1989	Janice Parks	162
1990	Shanna Flynn	228
1991	Shanna Flynn	208
1992	Kathi Evans	190
1993	Kelly Howard	190
1994	Kelly Howard	185
1995	Kelly Howard	201
1996	Kelly Howard	203
1997	Christie Ambrosi	204
1998	Casey Hiraiwa	132
1999	Christie Ambrosi	240
2000	Natasha Watley	188
2001	Natasha Watley	247
2002	Natasha Watley	231
2003	Natasha Watley	212
2004	Andrea Duran	184
2005	Andrea Duran	189
2006	Andrea Duran	197
2007	Krista Colburn	173
2008	Amanda Kamekona	193
2009	Amanda Kamekona	192

2010	GiOnna DiSalvatore	207
2011	B.Bates/G.DiSalvatore Katie Schroeder	176
2012	Andrea Harrison	184
2013	Stephany LaRosa	200
2014	Mysha Sataraka	178
2015	A.Bennett/S.LaRosa D.Spaulding	189
2016	Alleixis Bennett	185
2017	Kylee Perez	211
2018	Kylee Perez	212
2019	Bubba Nickles	210
2020	Kinsley Washington	85

RUNS SCORED

1975	Jane Beyer	33
1976	Jane Beyer	16
1977-78 Incomplete Results		
1979	Gail Edson	15
1980	Gail Edson	18
1981	Dot Richardson	40
1982	Dot Richardson	27
1983	Dot Richardson	15
1984	Tricia Mang	24
1985	Gina Holmstrom	19
1986	Gina Holmstrom	23
1987	Sandra Arledge	43
1988	Shanna Flynn	33
1989	Janice Parks	32
1990	Shanna Flynn	38
1991	Yvonne Gutierrez	37
1992	Lisa Fernandez	48
1993	Kathi Evans	44
1994	Janae Deffenbaugh	31
1995	Jennifer Brundage	59
1996	Kelly Howard	51
1997	Christie Ambrosi	43
1998	Nicole Odom/Kim Wuest	20
1999	Christie Ambrosi	65
2000	Lyndsey Klein	57
2001	Natasha Watley	75
2002	Natasha Watley	65
2003	Natasha Watley	64
2004	Caitlin Benyi	51
2005	Andrea Duran	40
2006	Andrea Duran	60
2007	Krista Colburn	50
2008	Amanda Kamekona	47
2009	Katie Schroeder	55
2010	GiOnna DiSalvatore	55
2011	Katie Schroeder	44
2012	Katie Schroeder	59
2013	B.B. Bates	55
2014	Delaney Spaulding	55
2015	Delaney Spaulding	69
2016	Alleixis Bennett	58
2017	Delaney Spaulding	58
2018	Kylee Perez	63
2019	Briana Perez	70
2020	Briana Perez	31

HITS

1975	Sue Enquist	27
1976	Sue Enquist	22
1977	Nedra Jerry	30
1978	Sue Enquist	45
1979	Gail Edson	37
1980	Gail Edson	44
1981	Dot Richardson	67
1982	Dot Richardson	45
1983	Dot Richardson	52
1984	Tricia Mang	67
1985	Mary Ricks	38
1986	Sandra Arledge	40
1987	Sandra Arledge	74
1988	Lorraine Maynez	64
1989	Janice Parks	69
1990	Yvonne Gutierrez	71
1991	Yvonne Gutierrez	72
1992	Lisa Fernandez	71
1993	Lisa Fernandez	80
1994	Jennifer Brundage	70
1995	Jennifer Brundage	87
1996	Kelly Howard	84
1997	Stacey Nuvevan	84
1998	Kim Wuest	42
1999	Christie Ambrosi ¹	103

2000	Natasha Watley	80
2001	Natasha Watley	101
2002	Natasha Watley ¹	112
2003	Natasha Watley ¹	102
2004	Caitlin Benyi	67
2005	Andrea Duran	60
2006	Andrea Duran	70
2007	Krista Colburn	66
2008	GiOnna DiSalvatore	68
2009	Katie Schroeder	70
2010	GiOnna DiSalvatore	81
2011	Andrea Harrison	67
2012	Stephany LaRosa	79
2013	Stephany LaRosa	74
2014	Ally Carda	69
2015	Alleixis Bennett	93
2016	Alleixis Bennett	74
2017	Kylee Perez	86
2018	Aaliyah Jordan	84
2019	Bubba Nickles	82
2020	Briana Perez	34
1 - National Leader		

DOUBLES

1975	Leslie Trapnell	4
1976	Sue Enquist	7
1977	Sue Enquist	5
1978	Sue Enquist	7
1979	Gail Edson	4
1980	Gail Edson	9
1981	Gina Vecchione	10
1982	S.Cornell/D.Richardson	8
1983	Dot Richardson	8
1984	Sheila Cornell/Tricia Mang	6
1985	L.Rover/J.Simm/S. Winsberg	4
1986	Janice Parks	5
1987	S.Arledge/G.Holmstrom/J.Parks	8
1988	Lorraine Maynez	10
1989	J.Parks/Missy Phillips	10
1990	K.Dienelt/Missy Phillips	9
1991	Lisa Fernandez	9
1992	Joanne Alchin	11
1993	Lisa Fernandez	12
1994	Kelly Howard	15
1995	Jennifer Brundage	15
1996	Kelly Howard	14
1997	Alleah Poulson	15
1998	Kim Wuest	8
1999	Lyndsey Klein	21
2000	Amanda Freed	15
2001	Tairia Mims	18
2002	Tairia Mims	16
2003	Tairia Mims	17
2004	Caitlin Benyi	14
2005	Emily Zaplatosch	13
2006	Andrea Duran	15
2007	M.Langenfeld/J.Legaspi	12
2008	Amanda Kamekona	17
2009	Amanda Kamekona	19
2010	GiOnna DiSalvatore	19
2011	GiOnna DiSalvatore	17
2012	Katie Schroeder	14
2013	B.B. Bates	14
2014	Delaney Spaulding	15
2015	Delaney Spaulding	20
2016	K.Perez/M.Sataraka	10
2017	Delaney Spaulding	18
2018	Aaliyah Jordan	15
2019	Aaliyah Jordan	20
2020	Aaliyah Jordan	13

TRIPLES

1975	S.Enquist/R.Nocciolo/ V.Parker/C.Wright	2
1976	S.Enquist/S.McCall/C.Wright	1
1977	Sue Enquist	3
1978	Kathy Maurice	7
1979	Nedra Jerry	4
1980	Gail Edson	7
1981	B.Booth/G.Vecchione	3
1982	D.Richardson/G.Vecchione	4
1983	Sheila Cornell	6
1984	Sheila Cornell	5
1985	T.Mang/J.Pinneau/L.Rover	3
1986	Janice Parks	5
1987	Janice Parks	6
1988	Lorraine Maynez	7

1989	Janice Parks	7
1990	S.Flynn/Y.Gutierrez/Mis.Phillips	5
1991	Lorraine Maynez	5
1992	L.Fernandez/Y.Gutierrez	4
1993	Jenny Brewster	3
1994	Jenny Brewster	4
1995	Nicole Odom	4
1996	Ginny Mike-Mitchell	3
1997	Christie Ambrosi	6
1998	Laurie Fritz	5
1999	Christie Ambrosi	4
2000	L.Brambila/L.Klein/N.Watley	4
2001	Natasha Watley	5
2002	Natasha Watley	7
2003	Natasha Watley	5
2004	Andrea Duran	2
2005	Andrea Duran	8
2006	Andrea Duran	7
2007	Krista Colburn/Kaila Shull	2
2008	S.Camuso/G.DiSalvatore/ A.Kamekona	2
2009	GiOnna DiSalvatore	4
2010	Samantha Camuso	2
2011	B.Bates/GiOnna DiSalvatore/ Andrea Harrison	1
2012	S.Camuso/S.LaRosa	3
2013	Stephany LaRosa	4
2014	Delaney Spaulding	3
2015	Stephany LaRosa	4
2016	P.Halstead/M.Jelenicki/G.Maurice	2
2017	Kylee Perez	2
2018	A.Jordan/B.Perez	3
2019	Kinsley Washington	4
2020	Kinsley Washington	2

HOME RUNS

1975	Leslie Trapnell	4
1976	K.Deakins/L.Trapnell	3
1977	Nedra Jerry	8
1978	G.Edson/S.Enquist/K.Maurice	2
1979	Janice Wright	1
1980	G.Edson/N.Jerry/K.Maurice	2
1981	N.Jerry/D.Richardson	2
1982	None	
1983	Sheila Cornell	2
1984	Tricia Mang	7
1985	Tricia Mang	2
1986	Gina Holmstrom	2
1987	Sandra Arledge	4
1988	Janice Parks	6
1989	Janice Parks	2
1990	Missy Phillips	2
1991	Yvonne Gutierrez	7
1992	Yvonne Gutierrez ¹	11
1993	Lisa Fernandez	11
1994	J.Brewster/J.Brundage	4
1995	Jennifer Brundage	14
1996	Kim Wuest	13
1997	Stacey Nuvevan	20
1998	Kim Wuest	31
1999	Stacey Nuvevan ¹	31
2000	L.Klein/J.Marshall	11
2001	Stacey Nuvevan	19
2002	Stacey Nuvevan	20
2003	Tairia Mims	22
2004	Caitlin Benyi ¹	24
2005	Caitlin Benyi	14
2006	A.Duran/J.Legaspi	15
2007	Lisa Dodd	14
2008	Amanda Kamekona	14
2009	Katie Schroeder	14
2010	Megan Langenfeld	20
2011	Andrea Harrison	15
2012	Stephany LaRosa	17
2013	B.B. Bates	25
2014	Mysha Sataraka	16
2015	S.LaRosa/D.Spaulding	20
2016	Delaney Spaulding	17
2017	D.Spaulding/B.Tautalafua	16
2018	Aaliyah Jordan	12
2019	Bubba Nickles	18
2020	Maya Brady	7
1 - National Leader		

RUNS BATTED IN

1975	Leslie Trapnell	31
1976	Sue Enquist	16

YEAR-BY-YEAR LEADERS

1977 Nedra Jerry	19
1978 Gail Edson	19
1979 Gail Edson	11
1980 Gail Edson	18
1981 G.Vecchione/B.Young	21
1982 G.Vecchione/B.Young	12
1983 Sheila Cornell	18
1984 Tricia Mang	19
1985 Tricia Mang	17
1986 Janice Parks	49
1987 Janice Parks	41
1988 Janice Parks	40
1989 Janice Parks	36
1990 Missy Phillips	36
1991 Yvonne Gutierrez	35
1992 Yvonne Gutierrez	58
1993 Lisa Fernandez	45
1994 Jennifer Brundage	39
1995 Jennifer Brundage	60
1996 Alleah Poulson	48
1997 Stacey Nuvevan	71
1998 Kim Wuest	27
1999 Stacey Nuvevan ¹	91
2000 Lyndsey Klein	60
2001 Stacey Nuvevan	73
2002 Stacey Nuvevan	64
2003 Tairia Mims	70
2004 Caitlin Benyi	43
2005 Emily Zaplatosch	41
2006 Andrea Duran	42
2007 Lisa Dodd	49
2008 Amanda Kamekona	46
2009 Kaila Shull	59
2010 Megan Langenfeld	58
2011 Andrea Harrison	52
2012 Stephany LaRosa	61
2013 B.B. Bates	74
2014 A.Carda/M.Sataraka	55
2015 Delaney Spaulding	72
2016 Delaney Spaulding	61
2017 Madeline Jelenicki	69
2018 Aaliyah Jordan	67
2019 Bubba Nickles	72
2020 Maya Brady/Briana Perez 28	
1 - National Leader	

TOTAL BASES

1975 S.Enquist/C.Wright	37
1976 Sue Enquist	34
1977 Nedra Jerry	54
1978 Sue Enquist	58
1979 Gail Edson	47
1980 Gail Edson	73
1981 Dot Richardson	83
1982 Dot Richardson	61
1983 Dot Richardson	68
1984 Tricia Mang	98
1985 G.Holmstrom/M.Ricks	46
1986 Sandra Arledge	53
1987 Sandra Arledge	104
1988 Lorraine Maynez	97
1989 Janice Parks	99
1990 Yvonne Gutierrez	90
1991 Yvonne Gutierrez	107
1992 Yvonne Gutierrez	120
1993 Lisa Fernandez	129
1994 Jennifer Brundage	94
1995 Jennifer Brundage	150
1996 J.Adams/Kelly Howard	108
1997 Stacey Nuvevan	157
1998 Kim Wuest	83
1999 Stacey Nuvevan ¹	187
2000 Lyndsey Klein	120
2001 Tairia Mims	153
2002 Stacey Nuvevan ¹	164
2003 Tairia Mims	165
2004 Caitlin Benyi	153
2005 Caitlin Benyi	108
2006 Andrea Duran	144
2007 Lisa Dodd	111
2008 Amanda Kamekona	128
2009 Katie Schroeder	119
2010 Megan Langenfeld	140
2011 Andrea Harrison	126
2012 Stephany LaRosa	146
2013 B.B. Bates	164
2014 Ally Carda	123

2015 Delaney Spaulding	161
2016 Delaney Spaulding	118
2017 Delaney Spaulding	146
2018 Aaliyah Jordan	141
2019 Bubba Nickles	150
2020 Maya Brady	51
1 - National Leader	

SLUGGING PERCENTAGE

1975 Sue Enquist	.725
1976 Janice Wright	.677
1977-78 Incomplete Results	
1979 Gail Edson	.405
1980 Gail Edson	.584
1981 Dot Richardson	.469
1982 Dot Richardson	.445
1983 Dot Richardson	.436
1984 Tricia Mang	.551
1985 Gina Holmstrom	.333
1986 Sandra Arledge	.421
1987 Sandra Arledge	.545
1988 L.Maynez/J.Parks	.511
1989 Janice Parks	.611
1990 Yvonne Gutierrez	.486
1991 Yvonne Gutierrez	.549
1992 Yvonne Gutierrez	.706
1993 Lisa Fernandez	.822
1994 Jennifer Brundage	.591
1995 Jennifer Brundage	.893
1996 Kim Wuest	.635
1997 Stacey Nuvevan	.853
1998 Kim Wuest	.643
1999 Stacey Nuvevan	1.016
2000 Lyndsey Klein	.656
2001 Stacey Nuvevan	.873
2002 Stacey Nuvevan ¹	1.045
2003 Tairia Mims	.927
2004 Caitlin Benyi	.864
2005 Caitlin Benyi	.643
2006 Andrea Duran	.731
2007 Lisa Dodd	.694
2008 Amanda Kamekona	.663
2009 Katie Schroeder	.684
2010 Megan Langenfeld	1.085
2011 Andrea Harrison	.768
2012 Stephany LaRosa	.807
2013 B.B. Bates	.863
2014 Stephany LaRosa	.727
2015 Delaney Spaulding	.852
2016 Mysha Sataraka	.796
2017 Delaney Spaulding	.712
2018 Aaliyah Jordan	.719
2019 Bubba Nickles	.714
2020 Jenavee Peres	.828
1 - National Leader	

WALKS

1975 Jane Beyler	17
1976 Jane Beyler	14
1977-78 Incomplete Results	
1979 Marcia Pontoni	15
1980 Marianne Pond	7
1981 Dot Richardson	26
1982 Dot Richardson	28
1983 Dot Richardson	19
1984 Sheila Cornell	26
1985 Gina Holmstrom	17
1986 Chris Olivie	12
1987 Monica Tourville	15
1988 Janice Parks	26
1989 Janice Parks	19
1990 Y.Gutierrez/Missy Phillips	23
1991 Yvonne Gutierrez	27
1992 Yvonne Gutierrez	25
1993 Lisa Fernandez	35
1994 Jennifer Brundage	33
1995 Jennifer Brundage	37
1996 Kim Wuest	30
1997 Stacey Nuvevan	33
1998 Nicole Odom	22
1999 Stacey Nuvevan	61
2000 Julie Adams	22
2001 Stacey Nuvevan	77
2002 Stacey Nuvevan	69
2003 Emily Zaplatosch	32
2004 Claire Sua	34
2005 Caitlin Benyi	25

2006 L.Dodd/E.Zaplatosch	25
2007 Jodie Legaspi	37
2008 Krista Colburn	35
2009 Katie Schroeder	33
2010 Megan Langenfeld	43
2011 K.Fox/A.Harrison	29
2012 Dani Yudin	43
2013 Jessica Hall	36
2014 Stephany LaRosa	46
2015 Ally Carda	57
2016 Mysha Sataraka	59
2017 Z.Shaw/D.Spaulding	22
2018 Aaliyah Jordan	27
2019 Rachel Garcia	35
2020 A.Jordan/D.Wisz	15

HIT BY PITCHES

1975-81 Incomplete Results	
1982 Debbie Hauer	3
1983 D.Richardson/L.Rover	1
1984 Mary Ricks	3
1985 C.Olivie/L.Rover	2
1986 Janice Parks	2
1987 Sandra Arledge	5
1988 Stacy Sunny	7
1989 Karen Walker	3
1990 Kerry Dienelt	3
1991 Erica Ziencina	6
1992 Janae Deffenbaugh	1
1993 Joanne Alchin	3
1994 Jennifer Brundage	5
1995 Kelly Howard	4
1996 Sandra Burkey/Kim Wuest	3
1997 Julie Marshall	5
1998 Kim Wuest	7
1999 Crissy Buck	11
2000 Tairia Mims	5
2001 Tairia Mims	10
2002 Crissy Buck	17
2003 Caitlin Benyi	13
2004 Caitlin Benyi	5
2005 Caitlin Benyi	9
2006 Caitlin Benyi	5
2007 Megan Langenfeld	8
2008 Megan Langenfeld	7
2009 M.Langenfeld/K.Schroeder/K.Shull	7
2010 Megan Langenfeld	13
2011 A.Crawford/K.Schroeder	8
2012 Katie Schroeder	13
2013 B.B. Bates	8
2014 Ally Carda	16
2015 A.Carda/G.Maurice	11
2016 Gabrielle Maurice	12
2017 Bubba Nickles	6
2018 Briana Perez	7
2019 B.Nickles/B.Perez/K.Washington	4
2020 Aaliyah Jordan	3

ON BASE PERCENTAGE

1975 Sue Enquist	.606
1976 Janice Wright	.629
1977-78 Incomplete Results	
1979 Gail Edson	.319
1980 Gail Edson	.352
1981 Dot Richardson	.458
1982 Dot Richardson	.446
1983 Dot Richardson	.407
1984 Sheila Cornell	.411
1985 Gina Holmstrom	.344
1986 Janice Parks	.341
1987 Sandra Arledge	.414
1988 Janice Parks	.407
1989 Janice Parks	.484
1990 Yvonne Gutierrez	.450
1991 Yvonne Gutierrez	.444
1992 Yvonne Gutierrez	.482
1993 Lisa Fernandez	.593
1994 Jennifer Brundage	.537
1995 Jennifer Brundage	.604
1996 Kelly Howard	.472
1997 Stacey Nuvevan	.537
1998 Kim Wuest	.431
1999 Stacey Nuvevan	.581
2000 Natasha Watley	.463
2001 Stacey Nuvevan	.615
2002 Stacey Nuvevan	.665
2003 Natasha Watley	.527

2004 Caitlin Benyi	.484
2005 Caitlin Benyi	.441
2006 Jodie Legaspi	.430
2007 Krista Colburn	.483
2008 Megan Langenfeld	.482
2009 Katie Schroeder	.516
2010 Megan Langenfeld	.667
2011 Andrea Harrison	.512
2012 Katie Schroeder	.514
2013 B.B. Bates	.469
2014 Ally Carda	.537
2015 Alexis Bennett	.529
2016 Mysha Sataraka	.559
2017 Delaney Spaulding	.442
2018 Aaliyah Jordan	.491
2019 Kelli Godin	.469
2020 Aaliyah Jordan	.552

SACRIFICE FLIES

1975 Sue Enquist	2
1976-81 Incomplete Results	
1982 Debbie Hauer	3
1983 Sheila Cornell	3
1984 S.Cornell/J.Simm	3
1985 Chris Olivie	2
1986 Karen Walker	4
1987 Janice Parks	4
1988 L.Maynez/J.Parks/M.Tourville	3
1989 Karen Walker	4
1990 Kerry Dienelt	2
1991 Erica Ziencina	6
1992 L.Fernandez/N.Victoria	2
1993 Jennifer Brundage	4
1994 Nichole Victoria	5
1995 J.Brewster/A.Poulson/K.Wuest	2
1996 C.Ambrosi/A.Poulson	4
1997 J.Marshall/A.Poulson/K.Wuest	2
1998 Jenna Shih	2
1999 J.Adams/C.Buck/L.Klein/J.Marshall/S.Nuvevan	2
2000 Julie Marshall	6
2001 Tairia Mims	6
2002 Tairia Mims	6
2003 Tairia Mims	6
2004 Emily Zaplatosch	2
2005 C.Benyi/J.Legaspi	2
2006 Caitlin Benyi	5
2007 Whitney Holm	2
2008 Krista Colburn	4
2009 Kaila Shull	5
2010 Dani Yudin	3
2011 Alyssa Tiumalu	3
2012 Stephany LaRosa	4
2013 B.Bates/A.Carda/M.Sataraka	2
2014 J.Hall/B.Moeai/D.Spaulding	2
2015 Delaney Spaulding	6
2016 M.Jelenicki/M.Sataraka	4
2017 Madeline Jelenicki	6
2018 Rachel Garcia	6
2019 Rachel Garcia	5
2020 Briana Perez	3

SACRIFICE HITS

1975 Incomplete Results	
1976 Janice Wright	8
1977-78 Incomplete Results	
1979 Cathy Collings	14
1980 Debbie Hauer	7
1981 S.Eskierski/N.Jerry	15
1982 Debbie Hauer	14
1983 Stacy Winsberg	23
1984 Stacy Winsberg	17
1985 M.Ricks/D.Ruelas	15
1986 Karen Walker	14
1987 Lisa Hankerd	27
1988 Lisa Hankerd	22
1989 Missy Phillips	17
1990 Kristy Howard	26
1991 Kerry Dienelt	26
1992 Kristy Howard	27
1993 Kristy Howard	15
1994 Nichole Victoria	17
1995 Kathi Evans	23
1996 Ginny Mike-Mitchell	18
1997 Laurie Fritz	12
1998 Karen Hoshizaki	7
1999 Amanda Freed	19



GAIL EDSON



SUE ENQUIST



KRISTY HOWARD



NEDRA JERRY

YEAR-BY-YEAR LEADERS

2000	Natasha Watley	8
2001	Lupe Brambila	9
2002	Crissy Buck	11
2003	C.Benyi/M.Mejia	8
2004	Andrea Duran	18
2005	Lisa Dodd	15
2006	Krista Colburn	17
2007	Jaisa Creps	8
2008	Amanda Kamekona	13
2009	Andrea Harrison	12
2010	Monica Harrison	17
2011	Talee Snow	12
2012	Kellie Fox	4
2013	Devon Lindvall	6
2014	Delaney Spaulding	10
2015	Delaney Spaulding	10
2016	Kylee Perez	11
2017	Zoe Shaw	9
2018	Bubba Nickles	7
2019	Kelli Godin	8
2020	Briana Perez	4

STOLEN BASES

1975	Jane Wortman	11
1976	Jane Beyler	5
1977-78	Incomplete Results	
1979	C.Collings/G.Edson/ D.Hauer/K.Maurice	2
1980	Gail Edson	4
1981	Dot Richardson	8
1982	Debbie Hauer	5
1983	Dot Richardson	8
1984	Sheila Cornell	6
1985	Mary Ricks	10
1986	Gina Holmstrom	7
1987	S.Arledge/K.Walker	8
1988	Shanna Flynn	13
1989	Shanna Flynn	7
1990	Kristy Howard	8
1991	Yvonne Gutierrez	9
1992	Yvonne Gutierrez	11
1993	Kathi Evans/Kristy Howard	3
1994	Ginny Mike-Mitchell	6
1995	J.Brundage/K.Evans	6
1996	Ginny Mike-Mitchell	10
1997	Laurie Fritz	10
1998	Nicole Odom	5
1999	Christie Ambrosi	25
2000	Natasha Watley	32
2001	Natasha Watley	52
2002	Natasha Watley	39
2003	Natasha Watley	35
2004	Andrea Duran	8
2005	Andrea Duran/Tara Henry	10
2006	Andrea Duran	20
2007	Tara Henry	14
2008	Amanda Kamekona/Lauren Mirabal/Katie Schroeder	8
2009	Katie Schroeder	19
2010	B.B. Bates	6
2011	B.B. Bates	7
2012	Katie Schroeder	17
2013	All Alexis Bennett	16
2014	Delaney Spaulding	18
2015	All Alexis Bennett	21
2016	All Alexis Bennett	12
2017	Gabrielle Maurice	11
2018	Briana Perez	11
2019	Kelli Godin	23
2020	Kelli Godin	14

PITCHING

EARNED RUN AVERAGE

1975	Charlene Wright	2.37
1976	Charlene Wright	0.55
1977	Kathy Deakins	2.07
1978	Lisa Richardson	0.19
1979	Karen Andrews	0.06
1980	Karen Andrews	0.26
1981	Karen Andrews	0.41
1982	Tracy Compton	0.21
1983	Tracy Compton	0.04
1984	Debbie Doom	0.10
1985	Tracy Compton	0.08
1986	Michelle Phillips	0.48
1987	Lisa Longaker	0.35
1988	Lisa Longaker	0.30

1989	Tiffany Boyd	0.24
1990	Heather Compton	0.36
1991	Lisa Fernandez	0.25
1992	Lisa Fernandez	0.14
1993	Lisa Fernandez	0.25
1994	DeeDee Weiman	1.03
1995	Tanya Harding	0.50
1996	B'Ann Burns	1.62
1997	B'Ann Burns	1.39
1998	Stephanie Swenson	2.21
1999	Amanda Freed	0.96
2000	Amanda Freed	1.25
2001	Amanda Freed	0.46
2002	Keira Goerl	0.48
2003	Keira Goerl	0.63
2004	Lisa Dodd	0.79
2005	Anjelica Selden	1.10
2006	Anjelica Selden	1.06
2007	Megan Langenfeld	1.45
2008	Donna Kerr	0.93
2009	Megan Langenfeld	1.24
2010	Aleah Macon	1.50
2011	Donna Kerr	2.38
2012	Jessica Hall	3.28
2013	Ally Carda	2.30
2014	Ally Carda	1.90
2015	Ally Carda	2.62
2016	Paige McDuffee	3.32
2017	Rachel Garcia	1.87
2018	Rachel Garcia	1.31
2019	Rachel Garcia	1.14
2020	Megan Faraimo	0.85

1 - National Leader

WINS

1975	Charlene Wright	5
1976	Charlene Wright	6
1977	Kathy Deakins	12
1978	Lisa Richardson	16
1979	K.Andrews/J.Jeffers	11
1980	Karen Andrews	13
1981	Karen Andrews	17
1982	Debbie Doom	11
1983	Tracy Compton	22
1984	Debbie Doom	24
1985	T.Compton/D.Doom	20
1986	S.Ford/Michelle Phillips	14
1987	Lisa Longaker	20
1988	Lisa Longaker	31
1989	Tiffany Boyd	19
1990	Lisa Longaker	20
1991	Heather Compton	22
1992	Lisa Fernandez	29
1993	Lisa Fernandez	33
1994	B.Burns/D.Weiman	21
1995	B'Ann Burns	23
1996	B'Ann Burns	31
1997	B.Burns/C.Williams	21
1998	Stephanie Swenson	9
1999	Courtney Dale	33
2000	Amanda Freed	28
2001	Keira Goerl	27
2002	Keira Goerl	32
2003	Keira Goerl	40
2004	Keira Goerl	31
2005	Anjelica Selden	29
2006	Anjelica Selden	35
2007	Anjelica Selden	17
2008	Anjelica Selden	29
2009	Donna Kerr	19
2010	Donna Kerr	18
2011	Jessica Hall	16
2012	Jessica Hall	19
2013	Ally Carda	23
2014	Ally Carda	32
2015	Ally Carda	32
2016	Selina Ta'amilo	19
2017	Rachel Garcia	23
2018	Rachel Garcia	29
2019	Rachel Garcia	29
2020	Megan Faraimo	13

1 - National Leader

APPEARANCES

1975	Incomplete Results	
1976	Charlene Wright	8
1977	Kathy Deakins	18

1978	Incomplete Results	
1979	Jan Jeffers	17
1980	Karen Andrews	20
1981	Karen Andrews	21
1982	Debbie Doom	15
1983	Debbie Doom	25
1984	Debbie Doom	28
1985	Debbie Doom	25
1986	Samantha Ford	25
1987	Lisa Longaker	28
1988	Lisa Longaker	39
1989	Lisa Longaker	23
1990	Lisa Longaker	23
1991	Heather Compton	27
1992	Lisa Fernandez	30
1993	Lisa Fernandez	36
1994	DeeDee Weiman	33
1995	B'Ann Burns	31
1996	B'Ann Burns	43
1997	Christa Williams	34
1998	Erin Weiler	26
1999	C.Dale/A.Freed	35
2000	Amanda Freed	38
2001	Keira Goerl	33
2002	Keira Goerl	40
2003	Keira Goerl	48
2004	Keira Goerl	40
2005	Anjelica Selden	50
2006	Anjelica Selden	44
2007	Anjelica Selden	33
2008	Anjelica Selden	40
2009	Donna Kerr	35
2010	Donna Kerr	33
2011	Donna Kerr	36
2012	Jessica Hall	47
2013	Ally Carda	46
2014	Ally Carda	46
2015	Ally Carda	49
2016	Selina Ta'amilo	45
2017	Rachel Garcia	45
2018	Rachel Garcia	39
2019	Rachel Garcia	36
2020	Megan Faraimo	14

COMPLETE GAMES

1975	Incomplete Results	
1976	Charlene Wright	8
1977-81	Incomplete Results	
1982	Debbie Doom	12
1983	Debbie Doom	27
1984	Debbie Doom	24
1985	Debbie Doom	25
1986	Samantha Ford	20
1987	Lisa Longaker	24
1988	Lisa Longaker	34
1989	Tiffany Boyd	19
1990	Lisa Longaker	22
1991	H.Compton/L.Fernandez	23
1992	Lisa Fernandez	27
1993	Lisa Fernandez	33
1994	DeeDee Weiman	27
1995	B'Ann Burns	22
1996	B'Ann Burns	32
1997	Christa Williams	38
1998	Stephanie Swenson	12
1999	Amanda Freed	31
2000	Amanda Freed	27
2001	Keira Goerl	22
2002	Keira Goerl	34
2003	Keira Goerl	42
2004	Keira Goerl	37
2005	Anjelica Selden	42
2006	Anjelica Selden	37
2007	Anjelica Selden	20
2008	Anjelica Selden	28
2009	Donna Kerr	16
2010	Donna Kerr/Aleah Macon	10
2011	Donna Kerr	11
2012	Jessica Hall	16
2013	Ally Carda	10
2014	Ally Carda	18
2015	Ally Carda	18
2016	Johanna Grauer	9
2017	Rachel Garcia	14
2018	Rachel Garcia	21
2019	Rachel Garcia	19
2020	Megan Faraimo	10

SHUTOUTS

1975	Incomplete Results	
1976	Charlene Wright	2
1977-81	Incomplete Results	
1982	Tracy Compton	10
1983	Tracy Compton	18
1984	Debbie Doom	24
1985	Tracy Compton	18
1986	Michelle Phillips	11
1987	Lisa Longaker	15
1988	Lisa Longaker	23
1989	Tiffany Boyd	15
1990	H.Compton/L.Longaker	13
1991	Heather Compton	18
1992	Lisa Fernandez	22
1993	Lisa Fernandez	28
1994	DeeDee Weiman	13
1995	Tanya Harding	13
1996	B'Ann Burns	12
1997	Christa Williams	14
1998	Erin Weiler	3
1999	Amanda Freed	15
2000	Amanda Freed	12
2001	Amanda Freed	11
2002	Keira Goerl	20
2003	Keira Goerl	23
2004	Keira Goerl	14
2005	Anjelica Selden	13
2006	Anjelica Selden	16
2007	M.Langefeld/A.Selden	7
2008	Anjelica Selden	8
2009	Donna Kerr	6
2010	Donna Kerr	6
2011	J.Hall/D.Kerr	3
2012	Jessica Hall	4
2013	Ally Carda	3
2014	Ally Carda	9
2015	Ally Carda	9
2016	Johanna Grauer	4
2017	Rachel Garcia	5
2018	Rachel Garcia	9
2019	Rachel Garcia	7
2020	Megan Faraimo	5

SAVES

1975-81	Incomplete Results	
1982	Tracy Compton	1
1983-84	None	
1985	Tracy Compton	1
1986	None	
1987	Lisa Longaker	3
1988	Lisa Longaker	3
1989	Samantha Ford	1
1990	Lisa Longaker	1
1991	Lisa Fernandez	1
1992-93	None	
1994	DeeDee Weiman	2
1995	B.Burns/T.Harding	1
1996	B'Ann Burns	3
1997	Christa Williams	4
1998	Lyndsey Gayer	1
1999	Amanda Freed	3
2000	None	
2001	Courtney Dale	3
2002-03	None	
2004	Keira Goerl	2
2005	Anjelica Selden	2
2006	Anjelica Selden	1
2007	Megan Langenfeld	1
2008	Megan Langenfeld	5
2009	Megan Langenfeld	3
2010	M.Langefeld/A.Macon	3
2011	J.Hall/D.Kerr/A.Macon	2
2012	Jessica Hall	4
2013	Jessica Hall	3
2014	A.Card/J.Grauer/S.Ta'amilo	3
2015	A.Card/J.Grauer/S.Ta'amilo	3
2016	Johanna Grauer	3
2017	Rachel Garcia	3
2018	R.Garcia/S.Ta'amilo	2
2019	Rachel Garcia	4
2020	None	

INNINGS PITCHED

1975	Charlene Wright	118.0
1976	Kathy Deakins	57.1
1977-78	Incomplete Results	
1979	Jan Jeffers	118.1
1980	Karen Andrews	134.0

1981	Karen Andrews	170.2
1982	Debbie Doom	134.1
1983	Debbie Doom	196.0
1984	Debbie Doom	215.1
1985	Debbie Doom	180.0
1986	Samantha Ford	164.2
1987	Lisa Longaker	178.2
1988	Lisa Longaker	259.1
1989	Tiffany Boyd	146.0
1990	Lisa Longaker	156.2
1991	Heather Compton	180.0
1992	Lisa Fernandez	196.1
1993	Lisa Fernandez	249.2
1994	DeeDee Weiman	209.2
1995	B'Ann Burns	176.1
1996	B'Ann Burns	251.0
1997	Christa Williams	205.0
1998	Stephanie Swenson	136.1
1999	Courtney Dale	221.1
2000	Amanda Freed	234.2
2001	Keira Goerl	194.0
2002	Keira Goerl	246.0
2003	Keira Goerl	310.2
2004	Keira Goerl	267.0
2005	Anjelica Selden	325.0
2006	Anjelica Selden	282.2
2007	Anjelica Selden	171.0
2008	Anjelica Selden	233.2
2009	Donna Kerr	167.1
2010	Donna Kerr	150.1
2011	Donna Kerr	170.1
2012	Jessica Hall	213.2
2013	Ally Carda	206.2
2014	Ally Carda	220.2
2015	Ally Carda	240.0
2016	Johanna Grauer	173.1
2017	Rachel Garcia	202.2
2018	Rachel Garcia	208.0
2019	Rachel Garcia	202.0
2020	Megan Faraimo	90.1

STRIKEOUTS

1975	Charlene Wright	52
1976	Charlene Wright	49
1977	Kathy Deakins	95
1978	Jan Jeffers	91
1979	Karen Andrews	133
1980	Karen Andrews	131
1981	Karen Andrews	133
1982	Debbie Doom	

SINGLE-GAME INDIVIDUAL RECORDS

AT-BATS

9, Barbara Booth, Gail Edson, Patti Irvin, Nedra Jerry, Marianne Pond, Gina Vecchione vs. Cal Poly Pomona (4/2/80)

RUNS SCORED

5, Delaney Spaulding at Arizona State (5/12/07)
 5, Samantha Camuso vs. Santa Clara (2/9/08)
 4, Kathi Evans (3) vs. CPP (4/21/92), vs. STAN (4/9/93), at STAN (5/2/93)
 4, Katie Schroeder (3) vs. USU (2/11/11), vs. CSUN (4/18/12), vs. STAN (4/10/12)
 4, Alleah Poulson (2) vs. Texas St. (2/22/97) & vs. Oregon (2/28/97)
 4, Megan Langenfeld (2) vs. S. Clara (2/9/08) & vs. Florida (6/3/10)
 4, Kylee Perez (2) at Stanford (4/28/17) & at Arizona St. (5/13/07)
 4, Kathy Lorenz at Loyola Marymount (2/11/87)
 4, Shanna Flynn vs. Saint Mary's (2/2/89)
 4, Lorraine Maynez vs. Cal Poly Pomona (5/26/89)
 4, Lisa Fernandez vs. Saint Mary's (2/20/92)
 4, Kelly Howard at Stanford (5/2/93)
 4, Julie Adams vs. Portland State (2/21/99)
 4, Natasha Watley vs. Portland State (2/16/01)
 4, Monique Mejia at UC Riverside (2/5/03)
 4, Stephanie Ramos at UC Riverside (2/5/03)
 4, Caitlin Benyi vs. Colgate (5/15/03)
 4, Tara Henry vs. Sacramento State (2/9/06)
 4, Monica Harrison at Arizona State (4/26/09)
 4, B.B. Bates vs. Utah State (2/20/11)
 4, Ally Carda at Arizona State (5/9/14)
 4, Delaney Spaulding vs. New Mexico (2/13/15)
 4, Alexiss Bennett vs. Georgia (2/26/16)
 4, Mysha Sataraka at Utah (5/6/16)
4, Bubba Nickles vs. Saint Mary's (2/9/19)

HITS

5, Yvonne Gutierrez (2) vs. Kansas (3/29/92) & vs. Cal (4/25/92)
 5, Lisa Fernandez (2) at OSU (3/13/93) & at Stanford (5/2/93)
 5, Kathi Evans vs. Stanford (4/9/93)
 5, Stacey Nuvevan vs. Hawai'i (2/19/99)
 5, Andrea Harrison vs. Jacksonville (5/21/11)
 5, B.B. Bates vs. UAB (5/19/13)
 5, Kylee Perez at Stanford (4/28/17)
 5, Delaney Spaulding at Arizona State (5/12/17)

CONSECUTIVE HITS

10, Lisa Fernandez March 6-13, 1993
 10, Stacey Nuvevan February 19-20, 1999
 9, Natasha Watley February 17-18, 2000
 9, GiOnna DiSalvatore February 14-19, 2010
9, Bubba Nickles April 14-19, 2019
 8, Yvonne Gutierrez February 21, 1992
 8, Christie Ambrosi March 2-3, 1996
 8, Jennifer Brundage April 30-May 1, 1996
 8, Stephanie Ramos February 28-29, 2004
 8, Krista Colburn January 30-February 2, 2005
 8, Andrea Duran March 3-4, 2006
 8, Mysha Sataraka February 12-13, 2016
8, Aaliyah Jordan February 17-19, 2018

HITTING STREAKS

32, Natasha Watley March 2-April 29, 2001
 29, Natasha Watley February 1-March 9, 2002
 28, Stacey Nuvevan February 15-April 9, 1997
21, Briana Perez April 22-June 1, 2018
21, Bubba Nickles March 31-May 18, 2019
 19, Natasha Watley January 31-February 28, 2003
 18, Christie Ambrosi April 14-May 8, 1999
 18, Amanda Freed April 14-May 15, 1999
 17, Sandra Arledge February 11-March 25, 1987
 17, Kelly Howard March 28-April 26, 1995
 16, Jenny Brewster February 26-April 3, 1993
 16, Janice Parks April 16-May 19, 1989
 16, Jennifer Brundage April 30-May 29, 1995
 16, Christie Ambrosi February 5-27, 1999
 16, Stephanie LaRosa April 19-May 28, 2015

RUNS BATTED IN

8, Amanda Kamekona vs. Santa Clara (2/9/08)
 7, Julie Marshall at Oregon (4/17/99)
 7, Samantha Camuso vs. Santa Clara (2/9/08)
 7, B.B. Bates vs. Bakersfield (5/4/13)
 7, Brianna Tautalafua vs. UC Riverside (2/11/18)
 6, Andrea Harrison (3) vs. FLA (6/3/10), vs. SDSU (2/13/11) & vs. OSU (4/3/11)
 6, Julie Adams (2) at Fullerton (5/19/96) & vs. Creighton (5/21/99)
 6, Sandra Arledge at San Francisco State (3/2/86)

6, Jennifer Brundage at Oregon (5/1/95)
 6, Stacey Nuvevan vs. Pacific (2/20/99)
 6, Tairia Mims at UC Riverside (2/5/03)
 6, Katie Schroeder vs. Northwestern (2/13/09)
 6, GiOnna DiSalvatore at UC Santa Barbara (2/17/10)
 6, Dani Yudin at Loyola Marymount (2/14/12)
 6, Samantha Camuso vs. Arizona (5/6/12)
6, Rachel Garcia at Washington (3/17/19)

HOME RUNS

3, Monica Harrison at Arizona State (4/26/09)
 2, 119 Times
 12 Times Stacey Nuvevan
 9 Times Andrea Harrison
 7 Times B.B. Bates, Stephany LaRosa
 6 Times Caitlin Benyi
 5 Times Megan Langenfeld
 4 Times Julie Adams, Madeline Jelenicki, Delaney Spaulding, Brianna Tautalafua
 3x Ally Carda, Amanda Kamekona, Tairia Mims, **Bubba Nickles**, Mysha Sataraka, Katie Schroeder, Claire Sua, Kim Wuest
 2x Jennifer Brundage, Andrea Duran, Kellie Fox, Jodie Legaspi, Julie Marshall, Taylor Pack, Kaila Shull, Natasha Watley, Emily Zaplatosch
 1 Time Julie Burney, Samantha Camuso, GiOnna DiSalvatore, Lisa Dodd, **Rachel Garcia**, Yvonne Gutierrez, Monica Harrison, Kelly Howard, Kristy Howard, **Aaliyah Jordan**, Lyndsey Klein, Brittany Moeai, Stephanie Ramos, **Delanie Wisz**, Dani Yudin

WALKS

5, Jennifer Brundage vs. Arizona (4/30/94)
 4, Stacey Nuvevan (3) vs. ASU (4/11/99), at TEX (2/24/01) & at ORE (4/22/01)
 4, Stephany LaRosa (2) vs. STAN (5/4/14) & vs. UCD (3/8/15)
 4, Ally Carda at Arizona State (5/10/14)
 4, Mysha Sataraka vs. Arizona State (4/30/16)
 4, Colleen Sullivan at Arizona State (4/6/19)

INNINGS PITCHED

24.0, Karen Andrews vs. Cal Poly Pomona (4/2/80)
 18.0, Debbie Doom at Cal Poly Pomona (5/3/82)
 17.0, Debbie Doom (2) vs. CSF (4/20/82) & vs. USC (5/28/83)
 16.1, Tracy Compton at Cal State Fullerton (4/28/82)
 14.0, Debbie Doom (3) at ASU (3/13/82), vs. TAM (5/29/83), vs. CREI (3/16/84)
 14.0, Tracy Compton at Arizona (3/12/82)
 14.0, Christa Williams vs. Arizona (5/23/97)
 14.0, Keira Goerl vs. Washington (4/13/01)

STRIKEOUTS

25, Debbie Doom vs. Cal State Fullerton - 17 inn. (4/20/82)
 25, Debbie Doom at Cal Poly Pomona - 18 inn. (5/3/82)
 25, Debbie Doom at Long Beach State - 11 inn. (4/10/84)
 23, Anjelica Selden vs. Mississippi - 13.2 inn. (3/4/05)
 21, Karen Andrews vs. Cal Poly Pomona - 24 inn. (4/2/80)
 20, Debbie Doom vs. Oklahoma State - 13 inn. (5/27/82)
 19, DeeDee Weiman vs. Oregon State - 8 inn. (3/24/92)
 19, Lisa Fernandez vs. California - 11 inn. (4/10/93)
 19, DeeDee Weiman vs. Penn State - 7 inn. (3/11/94)
 19, Anjelica Selden vs. Cal State Fullerton - 10 inn. (3/8/06)

MISCELLANEOUS RECORDS

BATTING

Doubles 3, 6 Times (last: Aaliyah Jordan vs. Liberty, 3/9/19)
Triples 2, 15 Times (last: Briana Perez at Utah, 3/3/18)
Total Bases 12, Monica Harrison at Arizona State (4/26/09)
 12, Andrea Harrison vs. Utah State (2/11/11)
Stolen Bases 4, Natasha Watley vs. Canisius (5/18/00)
Strikeouts 4, 11 Times (last: Malia Quarles vs. UW, 6/2/19)
Sacrifice Hits 3, Eight Times (last: Lisa Dodd at UW, 4/27/05)
Sacrifice Flies 2, 11x (last: Delaney Spaulding v. Ind., 2/19/15)
Hit by Pitches 3, Katie Schroeder vs. Baylor (3/3/12)
Caught Stealing 2, 4x (last: Ally Carda vs. Delaware, 2/8/14)

FIELDING

Putouts 26, Emily Zaplatosch vs. Mississippi (3/4/05)
Assists 11, Julie Burney vs. Michigan (2/14/10)
Errors 4, Laurie Fritz at California (4/25/98)
Passed Balls 3, 5x (last: Alyssa Tiumalu vs. Tenn., 2/26/11)
PITCHING
Runs Allowed 16, Erin Weiler at Arizona (4/3/98)
Earned Runs Allowed 12, Erin Weiler at Arizona (4/3/98)
Walks Allowed 12, Ally Carda vs. Auburn (5/30/15)
Hits Allowed 15, B'Ann Burns at CS Fullerton (5/17/96)
Wild Pitches 4, Keira Goerl at Arizona (5/9/03)
 4, Jessica Hall vs. Oregon State (4/1/12)
Hit by Pitches 4, 5x (last: Selina Tamamilo at Stan., 4/29/17)



B.B. BATES



LISA DODD



KATHI EVANS



EMILY ZAPLATOSCH

SINGLE-GAME AND SINGLE-SEASON TEAM RECORDS



DOT RICHARDSON



AMANDA KAMEKOMA



JULIE MARSHALL



GRACIE GOULDER

AT-BATS

78	vs. Cal Poly Pomona	April 2, 1980
62	at Cal State Fullerton	April 28, 1982
59	at Cal State Fullerton	April 25, 1989
57	vs. Cal State Fullerton	April 20, 1982

RUNS SCORED

27	vs. Santa Clara	February 9, 2008
24	at Loyola Marymount	February 14, 2012
22	at UC Riverside	May 20, 1975
22	vs. Sacramento State	February 9, 2006
22	vs. Weber State	February 11, 2017
21	vs. Cal Baptist	April 25, 1975
21	vs. Stanford	April 9, 1993
20	Four Times (last at UC Riverside, February 5, 2003)	

RUNS IN ONE INNING

16	vs. UC Riverside (1st)	February 17, 2019
13	vs. Cal Poly Pomona (5th)	April 21, 1992
13	vs. Pittsburgh (1st)	February 9, 2020
12	vs. Sacramento State (4th)	February 9, 2006
12	vs. New Mexico (4th)	March 3, 2013
11	vs. Santa Clara (3rd)	February 9, 2008
11	vs. North Carolina State (2nd)	February 21, 2009
10	vs. Pacific (3rd)	February 14, 1992
10	at Stanford (3rd)	April 27, 2002
10	at Loyola Marymount (2nd)	February 14, 2012
10	vs. Charleston Southern (1st)	March 10, 2013
10	at CSUN (6th)	March 24, 2019

HITS

25	at Loyola Marymount	February 14, 2012
22	vs. Santa Clara	February 9, 2008
21	vs. Kansas	March 29, 1992
21	at Oregon State	March 13, 1993
21	at Stanford	May 2, 1993
21	at Arizona State	April 20, 1996
21	vs. Texas State	February 22, 1997
21	vs. Creighton	May 21, 1999
21	vs. Jacksonville	May 21, 2011
21	at Stanford	April 28, 2017
20	Five Times (last vs. Weber State, February 11, 2017)	

RUNS BATTED IN

27	vs. Santa Clara	February 9, 2008
23	at Loyola Marymount	February 14, 2012
22	vs. Weber State	February 11, 2017
21	vs. Sacramento State	February 9, 2006
20	vs. Portland State	February 16, 2001
20	at UC Riverside	February 5, 2003

DOUBLES

8	vs. Portland State	February 21, 1999
8	vs. Long Beach State	March 2, 2007
8	vs. CSUN	April 18, 2012
6	Eight Times (last at Loyola Mary., February 14, 2012)	

HOME RUNS

7	vs. Wright State	February 18, 2007
7	at Arizona State	April 26, 2009
7	at Arizona	April 19, 2013
6	vs. Nebraska	February 13, 2004
6	vs. Louisiana-Monroe	February 17, 2013
6	vs. Weber State	February 11, 2017
5	Eight Times (last at Arizona State, May 8, 2015)	

WALKS

15	vs. Syracuse	February 9, 2007
14	vs. Sacramento State	February 9, 2006
13	vs. North Dakota State	February 12, 2011
13	vs. Utah Valley	March 12, 2016
12	vs. Arizona	April 30, 1994
12	vs. New Mexico	February 23, 2004
11	vs. Cal State Fullerton	March 30, 2014
11	vs. Long Beach State	April 21, 2014
10	10 Times (last at Utah, March 31, 2018)	

STOLEN BASES

10	vs. Canisius	May 18, 2000
8	vs. Longwood	March 8, 2009
8	vs. Hampton	February 7, 2014
7	vs. Winthrop	March 12, 1999
7	vs. Boston College	March 1, 2003

INNINGS PLAYED

24.0	vs. Cal Poly Pomona	April 2, 1980
18.0	at Cal Poly Pomona	May 3, 1982
17.0	vs. Cal State Fullerton	April 20, 1982
17.0	vs. South Carolina	May 28, 1983

16.1	at Cal State Fullerton	April 28, 1982
16.0	vs. Cal Poly Pomona	May 6, 1976
15.0	at Cal State Fullerton	April 25, 1989
14.0	Eight Times (last vs. Stanford, April 8, 2011)	

STRIKEOUTS

25	vs. Cal State Fullerton	April 20, 1982
25	at Cal Poly Pomona	May 3, 1982
25	at Long Beach State	April 10, 1984
23	vs. Mississippi	March 4, 2005
21	vs. Cal Poly Pomona	April 2, 1980
20	vs. Oklahoma State	May 27, 1982

MISCELLANEOUS RECORDS

BATTING

Triples	3, 17 Times (last vs. Florida, 2/27/19)
Total Bases	41, vs. Weber State (2/11/17)
Strikeouts	19, vs. Washington (4/26/06)
Sacrifice Hits	7, vs. UC Santa Barbara (3/30/91)
Sacrifice Flies	4, vs. Loyola Marymount (4/6/87)
Hit by Pitches	4, Five Times (last vs. Stanford, 5/2/14)
Caught Stealing	3, Three Times (last vs. Delaware, 2/8/14)

FIELDING

Putouts	72, vs. Cal Poly Pomona (4/2/80)
Assists	26, vs. Stanford (5/30/04)
Errors	6, vs. California (5/22/03) & vs. New Mexico (2/10/07)
Passed Balls	3, Five Times (last vs. Tennessee, 2/26/11)

PITCHING

Runs Allowed	16, at Arizona (4/3/98)
Earned Runs Allowed	12, Three Times (last at UW, 4/2/17)
Walks Allowed	13, vs. Auburn (5/30/15)
Hits Allowed	19, vs. Auburn (3/3/12)
Wild Pitches	5, vs. Hofstra (3/4/12)
Hit by Pitches	4, 13 Times (last at Stanford, 4/29/17)

TEAM

LARGEST MARGINS OF VICTORY

26	vs. Santa Clara (27-1)	Feb. 9, 2008
22	at Loyola Marymount (24-2)	Feb. 14, 2012
21	vs. Stanford (21-0)	April 9, 1993
21	vs. Weber State (22-1)	Feb. 11, 2017
20	vs. La Verne (20-0)	May 28, 1975
20	vs. Portland State (20-0)	Feb. 16, 2001
20	at UC Riverside (20-0)	Feb. 5, 2003

LARGEST MARGINS OF DEFEAT

13	at Cerritos College (16-3)	April 22, 1977
13	at Arizona (16-3)	April 3, 1998

TOP THREE SINGLE-SEASON TEAM RECORDS

CATEGORY	TOP THREE SEASONS
Batting Avg.	1. .368 (2020) , 2. .367 (2015), 3. .354 (1996)
Lowest Avg.	1. .205 (1982), 2. .226 (1985), 3. .235 (1983)
Slugging Pct.	1. .608 (2015), 2. .602 (2010), 3. .594 (2020)
On Base Pct.	1. .467 (2015), 2. .453 (2020) , 3. .447 (2014)
At-Bats	1. 1888 (2015), 2. 1868 (1999), 3. 1795 (1990)
Runs Scored	1. 499 (2015), 2. 436 (2019), 3. 429 (1999)
Hits	1. 642 (2001), 2. 633 (1999), 3. 613 (2015)
Doubles	1. 108 (1999), 2. 107 (2015), 3. 102 (2002)
Triples	1. 26 (1990), 2. 22 (1989), 3. 21 (1986)
Home Runs	1. 108 (2010), 2. 95 (1999), 3. 89 (2015)
Runs Batted In	1. 448 (2015), 2. 398 (2019), 3. 396 (1999)
Total Bases	1. 1042 (1999), 2. 1015 (2015), 3. 988 (2010)
Walks	1. 289 (2015), 2. 286 (2014), 3. 244 (2010)
Intentional Walks	1. 28 (2001), 2. 26 (1999), 3. 25 (2002)
Hit by Pitches	1. 54 (2011), 2. 51 (2009), 3. 48 (2014)
Strikeouts	1. 299 (2005), 2. 292 (2011), 3. 289 (2006)
Sacrifice Flies	1. 24 (2002), 2. 23 (2018), 3. 21 (2015)
Sacrifice Hits	1. 111 (1990), 2. 107 (1985), 3. 100 (1991)
Stolen Bases	1. 123 (2001), 2. 100 (2000), 3. 94 (2002)
Earned Run Avg.	1. 0.18 (1984 & '85), 3. 0.29 (1982 & '83)
Highest ERA	1. 3.66 ('16), 2. 3.44 ('12), 3. 2.84 ('98 & '15)
Opponents' BA	1. .115 (1985), 2. .124 ('92), 3. .130 ('02)
Wins	1. 63 (1999), 2. 62 (1990 and 2001)
Losses	1. 27 (1998), 2. 20 (2005, 2012 and 2013)
Saves	1. 9 (2015), 2. 7 (2008), 3. 6 ('10, '11, '12, '14 & '16)
Complete Games	1. 66 (1990), 2. 62 (1999), 3. 58 (1991)
Shutouts	1. 46 (1990), 2. 43 (1991), 3. 40 (1984)
Innings	1. 483.2 (1990), 2. 458.2 (1999), 3. 454.0 (2001)
Strikeouts	1. 548 (2005), 2. 543 (1994), 3. 539 (2008)
Hits Allowed	1. 408 (2016), 2. 370 (2017), 3. 355 (2015)
Runs Allowed	1. 236 (2016), 2. 220 (2012), 3. 196 (2015)
Walks Allowed	1. 208 (2015), 2. 173 (2013), 3. 165 (2000)
Home Runs Allowed	1. 41 (2015), 2. 37 (2013 and 2016)
Wild Pitches	1. 54 (2012), 2. 42 (2015), 3. 34 (2013)
Hit by Pitches	1. 57 (2008), 2. 50 (2016), 3. 48 (2015)
Fielding Percentage	1. .980 (1992, 1993 and 2013)
Most Errors	1. 69 (2007), 2. 67 (2002), 3. 64 (1981)
Fewest Errors	1. 16 (2020) , 2. 32 (1992 and 1993)
Double Plays Turned	1. 45 (2016), 2. 28 (2015), 3. 27 ('01)
Passed Balls	1. 26 (2013), 2. 20 (1998 and 2011)

PERFECT GAMES AND NO-HITTERS

PERFECT GAMES (18) AND NO-HITTERS (95) (PERFECT GAMES IN BOLD)

PITCHER(S)	DATE	OPPONENT (HOME/NEUTRAL)	SCORE
1-3. Jan Jeffers	1978	-	-
4. Karen Andrews	1979	-	-
5-7. Jan Jeffers	1979	-	-
8. Karen Andrews	3/21/80	vs. Weber State (H)	9-0
9. Karen Andrews	3/25/80	vs. Humboldt State (H)	4-0
10. Lori Warkentin (5) and Andrews (2)	3/29/80	vs. San Diego State (H)	5-0
11. Karen Andrews	4/21/80	at Chapman	3-0
12. Karen Andrews	4/24/81	vs. Arizona (H)	6-0
13. Tracy Compton	3/24/82	vs. Weber State (H)	1-0
*14. Debbie Doom	5/15/82	vs. Wyoming (H)	5-0
*15. Tracy Compton (3.1) & Doom (3.2)	5/29/82	vs. Western Michigan (N)	1-0
16. Debbie Doom	3/7/83	vs. Creighton (H)	1-0 (11)
17. Tracy Compton	3/12/83	at Cal Poly Pomona	2-0 (9)
18. Debbie Doom	3/6/84	at Cal State Dominguez Hills	2-0
19. Tracy Compton	3/26/84	vs. California (H)	1-0
20. Debbie Doom	4/19/84	vs. UC Santa Barbara (H)	3-0
21. Tracy Compton	4/24/84	at San Diego State	2-0
*22. Tracy Compton	5/18/84	vs. Arizona State (H)	3-0
23. Debbie Doom	2/15/85	vs. Cal Poly (H)	4-0
24. Debbie Doom	4/9/85	vs. Long Beach State (H)	1-0
25. Debbie Doom	4/26/85	at UC Santa Barbara	2-0
26. Michelle Phillips	4/14/86	vs. UNLV (H)	3-0
27. Michelle Phillips	2/11/87	at Loyola Marymount	10-0 (5)
28. Lisa Longaker	3/25/87	vs. Michigan (H)	4-0
29. Lisa Longaker	4/26/87	at Oregon State	4-0
30. Samantha Ford (5) & Phillips (2)	2/12/88	at UC Santa Barbara	4-0
31. Lisa Longaker	3/20/88	vs. Oregon (H)	1-0
32. Lisa Longaker	4/4/88	at Arizona	1-0
33. Samantha Ford	5/5/89	at Oregon State	2-0
*34. Tiffany Boyd	5/24/89	vs. South Carolina (N)	3-0
35. DeeDee Weiman	2/15/90	vs. New Mexico State (N)	2-0
36. DeeDee Weiman	2/16/90	vs. Toledo (N)	4-0
37. DeeDee Weiman	2/27/90	vs. Cal Poly Pomona (H)	4-0
38. Lisa Fernandez	3/2/90	vs. Southern Utah (N)	11-0 (6)
39. Heather Compton	3/14/90	vs. Hawai'i (H)	3-0
40. Lisa Longaker	4/7/90	vs. Arizona State (H)	2-0
41. DeeDee Weiman	4/21/90	at Oregon State	10-0 (5)
42. DeeDee Weiman	2/15/91	vs. Sacramento State (N)	8-0 (6)
43. Lisa Fernandez	2/16/91	vs. Texas-Arlington (N)	3-0
44. Lisa Fernandez	2/17/91	vs. Cal State Fullerton (N)	4-0
45. DeeDee Weiman	2/26/91	vs. Cal Poly Pomona (H)	1-0
46. Lisa Fernandez	3/2/91	vs. Iowa State (N)	9-0 (5)
47. DeeDee Weiman	3/10/91	vs. San Diego State (H)	5-0
*48. Heather Compton	5/17/91	vs. Central Michigan (H)	4-0
49. Lisa Fernandez	2/5/92	vs. Cal State Northridge (H)	2-0
50. DeeDee Weiman	2/15/92	vs. New Mexico State (N)	15-0 (5)
51. DeeDee Weiman	2/20/92	vs. Saint Mary's (N)	9-0
52. Heather Compton	2/29/92	at Long Beach State	2-0
53. DeeDee Weiman	4/26/92	vs. Sacramento State (H)	4-0
54. Lisa Fernandez	3/6/93	at Cal Poly Pomona	10-0 (6)
55. Lisa Fernandez	3/13/93	at Oregon State	16-0 (5)
56. Lisa Fernandez	3/21/93	vs. Oregon State (H)	4-0
57. Lisa Fernandez	4/16/93	at Washington	1-0
*58. Lisa Fernandez	5/27/93	vs. Connecticut (N)	3-0
*59. Lisa Fernandez	5/29/93	vs. Cal State Northridge (N)	2-0
60. Weiman (4) and Burns (1)	3/10/94	at South Florida	10-0 (5)
61. B'Ann Burns	3/11/94	vs. Notre Dame (N)	12-0 (5)
62. DeeDee Weiman	3/13/94	vs. Oklahoma (N)	3-0
63. DeeDee Weiman	3/16/94	at Long Beach State	4-0
64. DeeDee Weiman	3/29/94	vs. Oregon (H)	1-0
65. DeeDee Weiman	4/9/94	vs. Arizona State (H)	3-0
66. DeeDee Weiman	5/7/94	vs. Santa Clara (H)	8-0 (5)
67. B'Ann Burns	5/7/94	vs. Santa Clara (H)	7-0
68. DeeDee Weiman	5/10/94	at Oregon State	7-0
*69. Weiman (3) and Burns (2)	5/28/94	vs. Illinois-Chicago (N)	9-0 (5)
70. Tanya Harding	3/28/95	vs. Oregon State (H)	10-0 (6)
71. Tanya Harding	4/14/95	at Oregon	7-0
*72. Tanya Harding	5/26/95	vs. Louisiana-Lafayette (N)	3-0
73. B'Ann Burns	1/27/96	vs. Loyola Marymount (H)	9-0 (5)
74. B'Ann Burns	3/2/96	vs. Ohio State (H)	9-0 (5)
75. Kaci Clark	3/2/96	vs. Ohio State (H)	13-0 (5)
76. Christa Williams	3/22/97	vs. Oregon (H)	8-0
77. Amanda Freed	2/5/99	vs. Santa Clara (H)	3-0
78. Amanda Freed	3/6/99	vs. Missouri (N)	9-0 (6)
79. Courtney Dale	2/4/00	vs. Maryland (N)	9-0 (5)
80. Amanda Freed	3/4/01	vs. UNLV (H)	3-0
81. Keira Goerl	3/6/01	vs. UC Riverside (H)	10-0 (5)
82. Goerl (3) and Dale (2)	4/25/01	at UC Riverside	12-0 (5)
83. Keira Goerl	2/1/02	vs. Louisiana-Monroe (H)	8-0 (5)

84. Amanda Freed	2/9/02	vs. Texas (N)	14-0 (5)
85. Keira Goerl	2/20/02	vs. UC Riverside (H)	6-0
86. Keira Goerl	3/1/02	vs. Texas A&M-Corpus Christi (H)	8-0 (5)
87. Keira Goerl	3/8/02	vs. Iowa (N)	4-0
88. Amanda Freed	3/9/02	vs. Virginia (N)	2-0
89. Keira Goerl	4/26/02	at California	3-0
*90. Keira Goerl	5/17/02	vs. Eastern Kentucky (N)	10-0 (5)
91. Keira Goerl	3/28/03	at Stanford	5-0
92. Michelle Turner	5/10/03	at Arizona State	8-0 (6)
*93. Goerl (4) and Michelle Turner (2)	5/15/03	vs. Colgate (N)	8-0 (6)
*94. Keira Goerl	5/26/03	vs. California (N)	1-0 (9)
95. Keira Goerl	2/14/04	vs. Wisconsin (N)	8-0 (5)
*96. Keira Goerl	5/20/04	vs. Mississippi Valley State (H)	8-0 (5)
97. Anjelica Selden	3/5/05	vs. St. John's (N)	3-0
98. Anjelica Selden	3/6/05	at Fresno State	7-0
99. Donna Kerr	3/2/08	vs. Saint Peter's (N)	10-0 (5)
100. Megan Langenfeld	4/11/09	vs. Washington	10-0 (5)
101. Donna Kerr	2/11/11	vs. Utah State	19-0 (5)
102. Paige McDuffee	2/16/13	vs. Seattle University (N)	9-0 (5)
103. Jessica Hall	3/10/13	vs. Charleston Southern (N)	10-0 (5)
104. Jessica Hall	5/4/13	vs. CSU Bakersfield	8-0 (5)
105. Ally Carda	2/6/14	vs. Delaware (N)	10-0 (5)
106. Ally Carda	2/15/15	vs. Boise State (N)	6-0
107. Ally Carda	3/6/15	vs. Illinois	14-0 (5)
*108. Johanna Grauer	5/20/16	vs. CSU Bakersfield	7-0
*109. Rachel Garcia	5/19/17	vs. Lehigh	8-0 (5)
110. Megan Faraimo	2/16/19	vs. Fresno State	8-0 (5)
111. Megan Faraimo	2/24/19	vs. Colorado State (N)	3-0
*112. Rachel Garcia (6) & Holly Azevedo (1)	5/17/19	vs. Weber State	6-0
113. Lexi Sosa	3/7/20	vs. Boston U.	10-0 (5)

* - Postseason No-Hitters/Perfect Games

MULTIPLE NO-HITTERS (INCLUDES PERFECT GAMES AND COMBINED NO-HITTERS)

DeeDee Weiman	18	4 in 1990, 3 in 1991, 3 in 1992, 8 in 1994
Keira Goerl	13	2 in 2001, 6 in 2002, 3 in 2003, 2 in 2004
Lisa Fernandez	11	1 in 1990, 3 in 1991, 1 in 1992, 6 in 1993
Debbie Doom	8	2 in 1982, 1 in 1983, 2 in 1984, 3 in 1985
Karen Andrews	6	1 in 1979, 4 in 1980, 1 in 1981
B'Ann Burns	6	4 in 1994, 2 in 1996
Tracy Compton	6	2 in 1982, 1 in 1983, 3 in 1984
Jan Jeffers	6	3 in 1978, 3 in 1979
Amanda Freed	5	2 in 1999, 1 in 2001, 2 in 2002
Lisa Longaker	5	2 in 1987, 2 in 1988, 1 in 1990
Ally Carda	3	1 in 2014, 2 in 2015
Heather Compton	3	1 in 1990, 1 in 1991, 1 in 1992
Tanya Harding	3	3 in 1995
Michelle Phillips	3	1 in 1986, 1 in 1987, 1 in 1988
Courtney Dale	2	1 in 2000, 1 in 2001
Megan Faraimo	2	2 in 2019
Samantha Ford	2	1 in 1988, 1 in 1989
Rachel Garcia	2	1 in 2017, 1 in 2019
Jessica Hall	2	2 in 2013
Donna Kerr	2	1 in 2008, 1 in 2011
Anjelica Selden	2	2 in 2005
Michelle Turner	2	2 in 2003

Multiple Perfect Games: Debbie Doom (6), Keira Goerl (2), Lisa Fernandez (2)

Most No-Nos in a Year: 10 (1994), 8 (2002), 7 (1990), 7 (1991), 6 (1993), 5 (1984), 5 (1992)



2019

Rachel Garcia	Utility/P	First Team
Bubba Nickles	OF	Second Team

2018

Rachel Garcia	Utility/P	First Team
Aaliyah Jordan	OF	First Team
Kylee Perez	2B	Second Team

2017

Rachel Garcia	Utility/P	Second Team
---------------	-----------	-------------

2016

Mysha Sataraka	3B	Second Team
Delaney Spaulding	SS	Second Team
Allexis Bennett	OF	Third Team

2015

Allexis Bennett	OF	First Team
Ally Carda	Utility/P	First Team
Stephany LaRosa	Utility	Second Team
Delaney Spaulding	SS	Second Team

2014

Ally Carda	Utility/P	First Team
Stephany LaRosa	Utility	First Team

2013

B.B. Bates	OF	Second Team
------------	----	-------------

2012

Stephany LaRosa	3B	First Team
Andrea Harrison	1B	Second Team
Katie Schroeder	OF	Second Team
Samantha Camuso	Utility	Third Team

2011

Andrea Harrison	Utility	First Team
-----------------	---------	------------

2010

GiOnna DiSalvatore	At-Lar./2B	First Team
Megan Langenfeld	Utility/P	First Team

2009

Megan Langenfeld	Utility/P	First Team
Katie Schroeder	OF	First Team
Amanda Kamekona	2B	Third Team

2008

GiOnna DiSalvatore	1B	First Team
Anjelica Selden	P	First Team
Amanda Kamekona	2B	Third Team
Megan Langenfeld	Utility/P	Third Team

2007

Krista Colburn	OF	Second Team
Lisa Dodd	2B	Second Team

2006

Andrea Duran	3B	First Team
Anjelica Selden	P	First Team
Caitlin Benyi	2B	Second Team

2005

Caitlin Benyi	2B	Second Team
Anjelica Selden	At-Large/P	Second Team

2004

Caitlin Benyi	2B	First Team
Keira Goerl	P	Second Team

2003

Keira Goerl	P	First Team
Tairia Mims	Utility	First Team
Claire Sua	DP	First Team
Natasha Watley	SS	First Team

2002

Amanda Freed	At-Large/UT	First Team
Keira Goerl	P	First Team
Stacey Nuverman	C	First Team
Natasha Watley	SS	First Team
Claire Sua	DP	Third Team

2001

Stacey Nuverman	C	First Team
Natasha Watley	SS	First Team
Amanda Freed	At-Large/UT	Second Team
Tairia Mims	3B	Second Team

2000

Natasha Watley	SS	First Team
Lyndsey Klein	2B	Second Team

1999

Christie Ambrosi	At-Large/OF	First Team
Courtney Dale	P	First Team
Amanda Freed	Utility	First Team
Stacey Nuverman	C	First Team
Julie Adams	3B	Second Team
Julie Marshall	1B	Second Team

1997

Stacey Nuverman	At-Large/C	First Team
B'Ann Burns	P	Second Team
Alleah Poulson	1B	Second Team
Christie Ambrosi	SS	Third Team
Christa Williams	P	Third Team

1996

B'Ann Burns	P	First Team
Alleah Poulson	1B	Second Team
Julie Adams	3B	Third Team

1995

Jennifer Brundage	3B	First Team
Kelly Howard	2B	Second Team
Nicole Odom	At-Large/SS	Second Team
Tanya Harding	At-Large/P	Second Team
Alleah Poulson	1B	Third Team

1994

Jennifer Brundage	3B	First Team
DeeDee Weiman	P	First Team

1993

Lisa Fernandez	Utility	First Team
Jenny Brewster	OF	Second Team
Kelly Howard	OF	Second Team

1992

Joanne Alchin	1B	First Team
Lisa Fernandez	Utility	First Team
Yvonne Gutierrez	OF	First Team
Kathi Evans	OF	Second Team

1991

Heather Compton	P	First Team
Lisa Fernandez	Utility	First Team
Yvonne Gutierrez	OF	First Team
Erica Zencina	C	Second Team
Missy Phillips	2B	Third Team

1990

Lisa Fernandez	Utility	First Team
Yvonne Gutierrez	OF	First Team
Lisa Longaker	P	First Team

1989

Janice Parks	3B	First Team
Shanna Flynn	OF	Second Team

1988

Lisa Longaker	P	First Team
Lorraine Maynez	OF	First Team
Janice Parks	3B	First Team

1987

Lisa Longaker	P	First Team
Janice Parks	3B	First Team
Sandra Arledge	OF	Second Team

1985

Debbie Doom	P	Second Team
Tracy Compton	P	Second Team

1984

Sheila Cornell	3B	First Team
Debbie Doom	P	First Team
Tricia Mang	Utility	First Team
Tracy Compton	P	Second Team

1983

Tracy Compton	P	First Team
Sheila Cornell	3B	First Team
Debbie Doom	P	First Team
Dot Richardson	SS	First Team

1982

Dot Richardson	SS	First Team
Tracy Compton	P	Second Team
Gina Vecchione	OF	Second Team

1981

Karen Andrews (P), Sheila Cornell (1B), Dot Richardson (SS)		
---	--	--

1980

Karen Andrews (P), Gail Edson (OF)		
------------------------------------	--	--

1979

Karen Andrews (P)		
-------------------	--	--

1978

Sue Enquist (OF)		
------------------	--	--

MULTIPLE ALL-AMERICANS

Tracy Compton	4 ('82, '83, '84, '85)
Lisa Fernandez	4 ('90, '91, '92, '93)
Stacey Nuverman	4 ('97, '99, '01, '02)
Natasha Watley	4 ('00, '01, '02, '03)
Karen Andrews	3 ('79, '80, '81)
Caitlin Benyi	3 ('04, '05, '06)
Sheila Cornell	3 ('81, '83, '84)
Debbie Doom	3 ('83, '84, '85)
Amanda Freed	3 ('99, '01, '02)
Rachel Garcia	3 ('17, '18, '19)
Keira Goerl	3 ('02, '03, '04)
Yvonne Gutierrez	3 ('90, '91, '92)
Megan Langenfeld	3 ('08, '09, '10)
Stephany LaRosa	3 ('12, '14, '15)
Lisa Longaker	3 ('87, '88, '90)
Janice Parks	3 ('87, '88, '89)
Alleah Poulson	3 ('95, '96, '97)
Dot Richardson	3 ('81, '82, '83)
Anjelica Selden	3 ('05, '06, '08)
Julie Adams	2 ('96, '99)
Christie Ambrosi	2 ('97, '99)
Allexis Bennett	2 ('15, '16)
Jennifer Brundage	2 ('94, '95)
B'Ann Burns	2 ('96, '97)
Ally Carda	2 ('14, '15)
GiOnna DiSalvatore	2 ('08, '10)
Andrea Harrison	2 ('11, '12)
Kelly Howard	2 ('93, '95)
Amanda Kamekona	2 ('08, '09)
Tairia Mims	2 ('01, '03)
Katie Schroeder	2 ('09, '12)
Delaney Spaulding	2 ('15, '16)
Claire Sua	2 ('02, '03)

MULTIPLE FIRST-TEAM SELECTIONS

Lisa Fernandez	4 ('90, '91, '92, '93)
Stacey Nuverman	4 ('97, '99, '01, '02)
Natasha Watley	4 ('00, '01, '02, '03)
Yvonne Gutierrez	3 ('90, '91, '92)
Lisa Longaker	3 ('87, '88, '90)
Janice Parks	3 ('87, '88, '89)
Jennifer Brundage	2 ('94, '95)
Ally Carda	2 ('14, '15)
Sheila Cornell	2 ('83, '84)
GiOnna DiSalvatore	2 ('08, '10)
Debbie Doom	2 ('83, '84)
Amanda Freed	2 ('99, '02)
Rachel Garcia	2 ('18, '19)
Keira Goerl	2 ('02, '03)
Megan Langenfeld	2 ('09, '10)
Stephany LaRosa	2 ('12, '14)
Dot Richardson	2 ('82, '83)
Anjelica Selden	2 ('06, '08)



NFCA ALL-REGION SELECTIONS

2019

Megan Faraimo	P	First Team
Rachel Garcia	Utility/P	First Team
Bubba Nickles	OF	First Team
Taylor Pack	Utility	First Team
Kelli Godin	OF	Second Team
Aaliyah Jordan	Utility	Second Team
Briana Perez	SS	Second Team

2018

Rachel Garcia	Utility/P	First Team
Aaliyah Jordan	OF	First Team
Bubba Nickles	OF	First Team
Kylee Perez	2B	First Team
Brianna Tautalafua	3B	First Team
Holly Azevedo	P	Second Team
Briana Perez	SS	Second Team

2017

Kylee Perez	2B	First Team
Rachel Garcia	Utility/P	Second Team
Madeline Jelenicki	1B	Second Team
Delaney Spaulding	SS	Second Team
Zoe Shaw	OF	Third Team

2016

Allexis Bennett	OF	First Team
Madeline Jelenicki	C	First Team
Kylee Perez	2B	First Team
Mysha Sataraka	3B	First Team
Delaney Spaulding	SS	First Team
Brianna Tautalafua	1B	Second Team

2015

Allexis Bennett	OF	First Team
Ally Carda	Utility/P	First Team
Gracie Goulder	2B	First Team
Delaney Spaulding	SS	First Team
Stephany LaRosa	Utility	Second Team
Gabrielle Maurice	OF	Second Team
Kylee Perez	3B	Third Team

2014

Ally Carda	Utility/P	First Team
Stephany LaRosa	Utility	First Team
Mysha Sataraka	3B	Second Team
Delaney Spaulding	SS	Second Team
Jessica Hall	Utility/P	Third Team
Brittany Moeai	C	Third Team

2013

B.B. Bates	OF	First Team
Ally Carda	P/UTIL	First Team
Gracie Goulder	2B	First Team
Stephany LaRosa	SS	Second Team

2012

Samantha Camuso	DP	First Team
Andrea Harrison	1B	First Team
Stephany LaRosa	3B	First Team
Katie Schroeder	OF	First Team
B.B. Bates	OF	Second Team
Ally Carda	Utility/P	Second Team

2011

Andrea Harrison	Utility	First Team
-----------------	---------	------------

2010

GiOnna DiSalvatore	2B	
Andrea Harrison	OF	
Megan Langenfeld	Utility/Pitcher	
* - no first or second-team designation		

2009

GiOnna DiSalvatore	Utility	
Amanda Kamekona	2B	

Megan Langenfeld	Utility/Pitcher	
Katie Schroeder	OF	
Kaila Shull	C	
* - no first or second-team designation		

2008

GiOnna DiSalvatore	1B	First Team
Megan Langenfeld	Utility/P	First Team
Anjelica Selden	P	First Team
Samantha Camuso	OF	Second Team
Krista Colburn	OF	Second Team
Amanda Kamekona	2B	Second Team

2007

Krista Colburn	OF	First Team
Lisa Dodd	2B	First Team
Megan Langenfeld	Utility	Second Team
Anjelica Selden	P	Second Team

2006

Caitlin Benyi	2B	First Team
Andrea Duran	3B	First Team
Anjelica Selden	P	First Team
Lisa Dodd	Utility	Second Team
Jodie Legaspi	SS	Second Team

2005

Caitlin Benyi	2B	First Team
Anjelica Selden	P	Second Team

2004

Caitlin Benyi	2B	First Team
Lisa Dodd	Utility	First Team
Keira Goerl	P	Second Team
Claire Sua	1B	Second Team

2003

Keira Goerl	P	First Team
Tairia Mims	Utility	First Team
Claire Sua	DP	First Team
Natasha Watley	SS	First Team
Caitlin Benyi	OF	Second Team

2002

Amanda Freed	Utility	First Team
Keira Goerl	P	First Team
Stacey Nuveman	C	First Team
Claire Sua	DP	First Team
Natasha Watley	SS	First Team

2001

Amanda Freed	Utility	First Team
Stacey Nuveman	C	First Team
Natasha Watley	SS	First Team
Tairia Mims	3B	Second Team

2000

Lyndsey Klein	2B	First Team
Natasha Watley	SS	First Team
Julie Marshall	C	Second Team

1999

Julie Adams	3B	First Team
Christie Ambrosi	OF	First Team
Courtney Dale	P	First Team
Amanda Freed	Utility	First Team
Julie Marshall	1B	First Team
Stacey Nuveman	C	First Team

1998

Nicole Odom	SS	Second Team
Kim Wuest	1B	Second Team

1997

Christie Ambrosi	SS	First Team
B'Ann Burns	P	First Team

Julie Marshall	Utility	Second Team
Stacey Nuveman	C	Second Team
Alleah Poulson	1B	Second Team
Christa Williams	P	Second Team

1996

B'Ann Burns	P	First Team
Ginny Mike-Mitchell	OF	First Team
Julie Adams	3B	Second Team
Nicole Odom	SS	Second Team
Alleah Poulson	1B	Second Team

1995

Jennifer Brundage	3B	First Team
Tanya Harding	Utility	First Team
Kathi Evans	OF	Second Team
Kelly Howard	2B	Second Team
Nicole Odom	SS	Second Team
Alleah Poulson	1B	Second Team

1994

Jennifer Brundage	3B	First Team
DeeDee Weiman	P	First Team
Janae Deffenbaugh	OF	Second Team

1993

Jenny Brewster	OF	First Team
Lisa Fernandez	Utility	First Team
Kelly Howard	2B	First Team
Kathi Evans	OF	Second Team
Kristy Howard	SS	Second Team

1992

Joanne Alchin	Utility	First Team
Lisa Fernandez	P	First Team
Yvonne Gutierrez	OF	First Team
Kathi Evans	OF	Second Team

1991

Heather Compton	P	First Team
Lisa Fernandez	P	First Team
Shanna Flynn	OF	First Team
Yvonne Gutierrez	OF	First Team
Missy Phillips	2B	First Team
Erica Ziencina	C	First Team

1990

Lisa Fernandez	P	First Team
Shanna Flynn	OF	First Team
Yvonne Gutierrez	OF	First Team
Lisa Longaker	P	First Team
Heather Compton	P	Second Team
Kerry Dienelt	1B	Second Team

1989

Shanna Flynn	OF	First Team
Lisa Longaker	P	Second Team

1988

Kerry Dienelt	1B	Lisa Longaker (P), Lorraine Maynez (OF), Janice Parks (3B), Stacy Sunny (C)
---------------	----	---

1987

Sandra Arledge	(OF), Janice Parks (3B)
----------------	-------------------------

1986

Sandra Arledge	(OF), Janice Parks (3B)
----------------	-------------------------

1985

Tracy Compton (P), Debbie Doom (P), Gina Holmstrom (1B), Tricia Mang (OF)

1984

Tracy Compton (P), Debbie Doom (P), Tricia Mang (OF), Jennifer Simm (3B)
--

1983

Tracy Compton (P), Sheila Cornell (1B), Debbie Doom (P), Dot Richardson (SS)
--

1982

Tracy Compton (P), Sheila Cornell (1B), Debbie Doom (P), Dot Richardson (SS), Gina Vecchione (OF)

1981

Barbara Booth (C), Sheila Cornell (1B), Nedra Jerry (OF), Dot Richardson (SS), Gina Vecchione (OF)
--

1980

Karen Andrews (P), Cathy Collings (SS), Gail Edson (OF), Debbie Hauer (1B), Gina Vecchione (OF)

1979

Karen Andrews (P), Nedra Jerry (OF), Marcia Pontoni (3B)
--

1978

Gail Edson (OF), Sue Enquist (OF), Kathy Maurice (INF), Lisa Richardson (P), Janice Wright (C)
--

1977

Gail Edson (OF), Sue Enquist (OF), Jan Jeffers (P), Nedra Jerry (OF)
--

1976

Sue Enquist (OF), Janice Wright (C)

MULTIPLE ALL-REGION SELECTIONS

4 - C.Benyi, A.Carda, T.Compton, D.Doom, L.Fernandez, M.Langenfeld, S.LaRosa, S.Nuveman, K.Perez, A.Selden, D.Spaulding, N.Watley

3 - S.Cornell, G.DiSalvatore, L.Dodd, G.Edson, S.Enquist, K.Evans, S.Flynn, A.Freed, R.Garcia, K.Goerl, Y.Gutierrez, A.Harrison, N.Jerry, L.Longaker, J.Marshall, N.Odom, J.Parks, A.Poulson, D.Richardson, C.Sua, G.Vecchione

2 - J.Adams, C.Ambrosi, K.Andrews, S.Arledge, B.Bates, A.Bennett, J.Brundage, B.Burns, S.Camuso, K.Colburn, H.Compton, K.Dienelt, G.Goulder, Ke.Howard, M.Jelenicki, A.Jordan, A.Kamekona, T.Mang, T.Mims, B.Nickles, B.Perez, K.Schroeder, M.Sataraka, B.Tautalafua, J.Wright



DEBBIE DOOM

ALL-CONFERENCE SELECTIONS

2019

Rachel Garcia	P/UTIL	First Team, POY, PiOY
Megan Faraimo	P	First Team, FOY
Kelli Godin	OF	First Team
Aaliyah Jordan	DP	First Team
Bubba Nickles	OF	First Team
Taylor Pack	UTIL	First Team
Briana Perez	SS	First Team

2018

Rachel Garcia	P/UTIL	First Team, POY
Aaliyah Jordan	OF	First Team, FOY
Briana Perez	SS	First Team
Kylee Perez	2B	First Team
Bubba Nickles	OF	Second Team
Madeline Jelenicki	UTIL	Third Team

2017

Rachel Garcia	P/UTIL	First Team, FOY
Madeline Jelenicki	1B	First Team
Kylee Perez	2B	First Team
Delaney Spaulding	SS	First Team
Bubba Nickles	UTIL	Second Team

2016

Allexis Bennett	OF	First Team
Kylee Perez	2B	First Team
Mysha Sataraka	3B	First Team
Delaney Spaulding	SS	First Team
Madeline Jelenicki	C	Second Team

2015

Ally Carda	P/UTIL	First Team, POY
Allexis Bennett	OF	First Team
Stephany LaRosa	UTIL	First Team
Delaney Spaulding	SS	First Team
Gabrielle Maurice	OF	Second Team
Gracie Goulder	2B	Honorable Mention
Kylee Perez	UTIL	Honorable Mention

2014

Ally Carda	P/UTIL	First Team, POY
Stephany LaRosa	UTIL	First Team
Mysha Sataraka	INF	First Team
Delaney Spaulding	INF	Second Team
Allexis Bennett	OF	Honorable Mention
Jessica Hall	P/UTIL	Honorable Mention
Brittany Moeai	C/INF	Honorable Mention

2013

B.B. Bates	OF	First Team
Ally Carda	P/UTIL	First Team
Stephany LaRosa	INF	First Team
Allexis Bennett	OF	Honorable Mention
Jessica Hall	P/UTIL	Honorable Mention
Mysha Sataraka	INF	Honorable Mention

2012

Stephany LaRosa	3B	First Team, FOY
B.B. Bates	OF	First Team
Andrea Harrison	OF/1B	First Team
Katie Schroeder	OF	First Team
Samantha Camuso	DP	Second Team
Jessica Hall	P	Honorable Mention
Dani Yudin	C/1B	Honorable Mention

2011

Andrea Harrison	OF/1B	First Team
Kellie Fox	SS	First Team
GiOnna DiSalvatore	3B	Second Team
B.B. Bates	OF	Honorable Mention
Donna Kerr	P	Honorable Mention
Katie Schroeder	OF	Honorable Mention

2010

Megan Langenfeld	P/1B	First Team, POY
GiOnna DiSalvatore	2B	First Team
Andrea Harrison	OF	First Team
Julie Burney	3B	Second Team
Monica Harrison	SS	Honorable Mention
Donna Kerr	P	Honorable Mention
Kaila Shull	C	Honorable Mention
Dani Yudin	C/1B	Honorable Mention

2009

Amanda Kamekona	2B	First Team
-----------------	----	------------

Megan Langenfeld	P/1B	First Team
Katie Schroeder	OF	First Team
Kaila Shull	C	First Team
GiOnna DiSalvatore	1B/OF	Second Team
Monica Harrison	SS	Second Team
Julie Burney	3B	Honorable Mention
Andrea Harrison	OF	Honorable Mention

2008

Amanda Kamekona	2B	First Team
Anjelica Selden	P	First Team
Samantha Camuso	OF	Second Team
Krista Colburn	OF	Second Team
GiOnna DiSalvatore	1B	Second Team
Megan Langenfeld	P/DP	Second Team
Donna Kerr	P	Honorable Mention
Katie Schroeder	OF	Honorable Mention

2007

Krista Colburn	OF	First Team
Lisa Dodd	2B	First Team
Jodie Legaspi	SS	First Team
Megan Langenfeld	P/1B	Second Team
Jaisa Creps	C	Honorable Mention
Tara Henry	OF	Honorable Mention
Whitney Holum	OF/DP	Honorable Mention
Anjelica Selden	P	Honorable Mention
Kaila Shull	OF/C	Honorable Mention

2006

Andrea Duran	3B	First Team, POY
Caitlin Benyi	2B	First Team
Jodie Legaspi	SS	First Team
Anjelica Selden	P	First Team
Krista Colburn	OF	Second Team
Emily Zaplatosch	C	Second Team
Lisa Dodd	P/1B	Honorable Mention
Alissa Eno	Utility	Honorable Mention
Tara Henry	OF	Honorable Mention

2005

Anjelica Selden	P	First Team, NOY
Caitlin Benyi	2B	First Team
Andrea Duran	3B	First Team
Emily Zaplatosch	C	Second Team
Jodie Legaspi	SS	Honorable Mention

2004

Caitlin Benyi	2B	First Team
Stephanie Ramos	OF	First Team
Keira Goerl	P	Second Team
Jodie Legaspi	SS	Second Team
Claire Sua	1B	Second Team
Lisa Dodd	P/OF	Honorable Mention
Andrea Duran	3B	Honorable Mention
Emily Zaplatosch	C	Honorable Mention

2003

Keira Goerl	P	First Team, PiOY
Natasha Watley	SS	First Team, POY
Tairia Mims	1B/C	First Team
Claire Sua	DP	First Team
Caitlin Benyi	OF	Second Team
Andrea Duran	OF	Honorable Mention
Stephanie Ramos	OF	Honorable Mention
Michelle Turner	P	Honorable Mention
Emily Zaplatosch	C	Honorable Mention

2002

Stacey Nuvevan	C	First Team, POY
Amanda Freed	OF/P	First Team
Keira Goerl	P	First Team
Natasha Watley	SS	First Team
Tairia Mims	1B	Second Team
Claire Sua	DP	Second Team

2001

Stacey Nuvevan	C	First Team, POY
Amanda Freed	P/OF	First Team
Tairia Mims	3B/C	First Team
Natasha Watley	SS	First Team
Keira Goerl	P	Second Team
Claire Sua	1B/DP	Second Team
Courtney Dale	DP/P	Honorable Mention
Stephanie Ramos	OF	Honorable Mention

2000

Amanda Freed	P	First Team
Lyndsey Klein	2B	First Team
Julie Marshall	C	First Team
Natasha Watley	SS	First Team
Julie Adams	3B	Honorable Mention
Stephanie Swenson	P	Honorable Mention

1999

Courtney Dale	P	First Team, PiOY
Stacey Nuvevan	C	First Team, POY
Christie Ambrosi	OF	First Team
Julie Marshall	1B	First Team
Julie Adams	3B	Second Team
Amanda Freed	Utility	Second Team
Lyndsey Klein	2B	Second Team
Lupe Brambila	OF	Honorable Mention

1998

Kim Wuest	INF	First Team
Nicole Odom	INF	Second Team
Laurie Fritz	INF	Honorable Mention
Casey Hiraiwa	INF	Honorable Mention

1997

Stacey Nuvevan	Utility	First Team, NOY
Alleah Poulson	INF	First Team
Christa Williams	P	First Team
Christie Ambrosi	INF	Second Team
B'Ann Burns	P	Second Team
Laurie Fritz	INF	Second Team
Julie Marshall	Utility	Second Team
Julie Adams	INF	Honorable Mention
Courtney Dale	OF/P	Honorable Mention

1996

Julie Adams	INF	First Team, NOY
B'Ann Burns	P	First Team
Kelly Howard	INF	First Team
Alleah Poulson	INF	First Team
Ginny Mike-Mitchell	OF	Second Team
Nicole Odom	INF	Second Team
Christie Ambrosi	OF	Honorable Mention
Kaci Clark	P	Honorable Mention
Julie Marshall	INF	Honorable Mention
Kim Wuest	OF	Honorable Mention

1995

Jennifer Brundage	INF	First Team
Kelly Howard	INF	First Team
Nicole Odom	INF	First Team
Tanya Harding	Utility	Second Team, NOY
Jenny Brewster	OF	Second Team
B'Ann Burns	P	Second Team
Alleah Poulson	INF	Second Team
Kathi Evans	OF	Honorable Mention

1994

Jennifer Brundage	INF	First Team
DeeDee Weiman	P	First Team
Kelly Howard	INF	Second Team
Nicole Odom	INF	Second Team
Alleah Poulson	INF	Second Team
B'Ann Burns	P	Honorable Mention
Janae Deffenbaugh	OF	Honorable Mention

1993

Lisa Fernandez	Utility	First Team, POY
Joanne Alchin	INF	First Team
Jenny Brewster	OF	First Team
Kristy Howard	INF	First Team
Heather Compton	P	Second Team
Kathi Evans	OF	Second Team
Kelly Howard	2B	Second Team

1992

Lisa Fernandez	Utility	First Team, POY
Joanne Alchin	INF	First Team
Kathi Evans	OF	First Team
Yvonne Gutierrez	OF	First Team
Jenny Brewster	OF	Second Team
Jennifer Brundage	3B	Second Team
Kristy Howard	INF	Second Team
Kelly Inouye	C	Second Team
Nichole Victoria	INF	Second Team
DeeDee Weiman	P	Second Team

1991

Lisa Fernandez	Utility	First Team, POY
Heather Compton	P	First Team
Yvonne Gutierrez	OF	First Team
Missy Phillips	INF	First Team
Erica Ziencina	C	First Team
Kerry Dienelt	INF	Second Team
Kristy Howard	INF	Second Team
Nichole Victoria	INF	Second Team

1990

Lisa Longaker	P	First Team, POY
Kerry Dienelt	INF	First Team
Lisa Fernandez	Utility	First Team
Shanna Flynn	OF	First Team
Yvonne Gutierrez	OF	First Team
Kristy Howard	INF	First Team
Kelly Inouye	C	Second Team
Shelly Montgomery	OF	Second Team
Missy Phillips	2B	Second Team

1989

Shanna Flynn	OF	First Team
Kelly Inouye	C	First Team
Lisa Longaker	P	First Team
Janice Parks	3B	First Team
Missy Phillips	2B	First Team
Tiffany Boyd	P	Second Team
Bea Chiaravanont	OF	Second Team
Yvonne Gutierrez	OF	Second Team
Lorraine Maynez	OF	Second Team

1988

Lisa Longaker	P	First Team, POY
Shanna Flynn	OF	First Team
Janice Parks	3B	First Team
Stacy Sunny	C	First Team
Lorraine Maynez	OF	Second Team

1987

Lisa Longaker	P	First Team, Co-POY
Sandra Arledge	OF	First Team
Gina Holmstrom	1B/DP	First Team
Janice Parks	3B	First Team

1986

Sandra Arledge (OF), Samantha Ford (P), Gina Holmstrom (1B), Janice Parks (3B), Karen Walker (OF)

1985

Debbie Doom (P), Mary Ricks (OF)

1984

Tracy Compton (P), Tricia Mang (OF)

1983

Tracy Compton (P), Sheila Cornell (1B), Debbie Doom (P), Mary Ricks (P)

1982

Tracy Compton (P), Sheila Cornell (1B)
--

1981

Barbara Booth (C), Dot Richardson (SS)
--

1980

Nedra Jerry (OF)

Notes: POY - Player of the Year; PiOY - Pitcher of the Year; NOY - Newcomer of the Year; FOY - Freshman of the Year
 Pac-12 (2012-); Pac-10 (1987-2011); Pac-West (1986); WCAA (1980-1985)

4-TIME ALL-CONFERENCE SELECTIONS

J.Adams, A.Bennett, C.Benyi, B.Burns, G.DiSalvatore, A.Duran, L.Fernandez, A.Freed, K.Goerl, Y.Gutierrez, A.Harrison, Ke.Howard, Kr.Howard, M.Langenfeld, S.LaRosa, J.Legaspi, L.Longaker, J.Marshall, S.Nuvevan, N.Odom, J.Parks, A.Poulson, K.Schroeder, A.Selden, D.Spaulding, C.Sua, N.Watley, E.Zaplatosch

HONOR ROLL

PAC-10/12 PLAYER OF THE WEEK

Janice Parks	May 2, 1989
Shelly Montgomery	Feb. 13, 1990
DeeDee Weiman	Feb. 20, 1990
Lisa Longaker	April 10, 1990
Kerry Dienelt	May 15, 1990
Lisa Fernandez	Feb. 18, April 2 & 22, 1991
Kerry Dienelt	April 29, 1991
Lisa Fernandez	March 31, 1992
Jennifer Brundage	April 6, 1992
Joanne Alchin	April 27, 1992
Lisa Fernandez	March 16, April 12, 1993
Jenny Brewster	April 26, 1993
Kelly Howard	May 3, 1993
Jennifer Brundage	March 15, 1994
Jennifer Brundage	Feb. 14, 1995
Tanya Harding	April 5, 1995
Nicole Odom	May 16, 1995
Nicole Odom	Feb. 13, 1996
Ginny Mike-Mitchell	May 13, 1996
Stacey Nuvevan	March 4, 1997
Alleah Poulson	March 11, 1997
Julie Adams	March 31, 1997
S.Nuvevan	Feb. 23, Mar. 2, Apr. 13 & 26, 1999
Julie Marshall	April 19, 1999
Natasha Watley	May 15, 2000
Tairia Mims	Feb. 19, 2001
Stacey Nuvevan	March 12, 2001
Natasha Watley	April 16, 2001
S.Nuvevan	Feb. 11, April 29, May 6, 2002
Amanda Freed	Feb. 18, 2002
Natasha Watley	May 13, 2002
Tairia Mims	Feb. 18, 2003
Natasha Watley	Feb. 25, 2003
Stephanie Ramos	March 2, 2004
Caitlin Benji	April 20, May 11, 2004
Caitlin Benji	May 10, 2005
Andrea Duran	Feb. 28, April 11, May 2, 2006
Krista Colburn	March 21, 2006
Lisa Dodd	Feb. 20, 2007
Megan Langenfeld	March 13, 2007
Jodie Legaspi	May 1, 2007
GiOnna DiSalvatore	Feb. 12, Feb. 26, 2008
Samantha Camuso	April 8, 2008
Amanda Kamekona	May 6, 2008
Megan Langenfeld	April 28, 2009
GiOnna DiSalvatore	Feb. 23, May 17, 2010
Megan Langenfeld	April 26, 2010
Andrea Harrison	May 3, 2010
Alyssa Tiumalu	March 1, 2011
Andrea Harrison	March 15, April 5, 2011
Stephany LaRosa	April 16, 2012
B.B. Bates	Feb. 19, 2013
Stephany LaRosa	April 22, 2013
Alyssa Tiumalu	Feb. 11, 2014
Mysha Sataraka	Feb. 25, March 18, 2014
Stephany LaRosa	March 31, April 21, 2014
Gabrielle Maurice	Feb. 16, 2015
Delaney Spaulding	March 9, 2015
Kylee Perez	Feb. 23, 2016
Delaney Spaulding	March 14, 2016
Mysha Sataraka	May 2, 2016
Brianna Tautalafua	May 9, 2016
Delaney Spaulding	May 16, 2017
Rachel Garcia	April 16, 2018
Aaliyah Jordan	April 23, 2018
Rachel Garcia	March 19, 2019
Taylor Pack	April 8, 2019
Bubba Nickles	April 15, April 22, 2019
Maya Brady	February 11, 2020
Delanie Wisz	March 10, 2020

Multiple Recipients: S.Nuvevan (9), L.Fernandez (6), G.DiSalvatore (4), S.LaRosa (4), N.Watley (4), C.Benji (3), J.Brundage (3), A.Duran (3), A.Harrison (3), M.Langenfeld (3), M.Sataraka (3), D.Spaulding (3), K.Dienelt (2), R.Garcia (2), T.Mims (2), B.Nickles (2), N.Odom (2), A.Tiumalu (2).

PAC-10/12 PITCHER OF THE WEEK

Lisa Fernandez	March 10, 1992
----------------	----------------

DeeDee Weiman	March 31, 1992
L.Fernandez	Mar. 9, Apr. 12 & 26, May 3, 1993
DeeDee Weiman	Feb. 22, March 15, 1994
B'Ann Burns	May 16, 1994
B'Ann Burns	Feb. 14 & 20, March 21, 1995
Kaci Clark	March 14, 1995
Tanya Harding	April 11, 1995
B'Ann Burns	March 13, 1996
B'Ann Burns	Feb. 18, 1997
Christa Williams	March 31, April 14, 1997
Courtney Dale	April 7, 1997
Amanda Freed	March 30, May 10, 1999
Courtney Dale	April 26, 1999
Amanda Freed	April 10, 2000
Amanda Freed	March 5, 2001
Keira Goerl	April 30, 2001
Amanda Freed	March 4, 2002
Keira Goerl	Mar. 11 & 18, Apr. 16 & 29, May 13, 2002
Keira Goerl	Feb. 25, April 1, May 5, 2003
Michelle Turner	May 12, 2003
Keira Goerl	Feb. 17, May 18, 2004
Anjelica Selden	Feb. 22, Mar. 8, Apr. 19, May 16, 2005
Lisa Dodd	May 10, 2005
Anjelica Selden	Feb. 28, March 7 & 14, 2006
Megan Langenfeld	May 15, 2007
Anjelica Selden	Feb. 26, Mar. 11, Apr. 1, 2008
Donna Kerr	March 4, 2008
Megan Langenfeld	April 29, 2008
Donna Kerr	March 2, 2009
Megan Langenfeld	April 14, May 12, 2009
Donna Kerr	Feb. 23, 2010
Ally Carda	Feb. 25, March 25, May 11, 2014
Jessica Hall	April 21, 2014
Ally Carda	Mar. 9 & 16, April 20, May 4, 2015
Paige McDuffee	April 4, 2016
Rachel Garcia	Feb. 21, April 11 & 25, 2017
Rachel Garcia	Apr. 16 & 23, May 7 & 14, 2018
Rachel Garcia	Feb. 12, 19 & 26, March 19, 2019
Megan Faraimo	Feb. 11, 25 & March 10, 2020

PAC-12 FRESHMAN OF THE WEEK

Brianna Tautalafua	April 4 and May 9, 2016
Rachel Garcia	Mar. 28, Apr. 11 & 25, May 16, 2017
Brianna Perez	Feb. 13 and May 14, 2018
Aaliyah Jordan	Feb. 20 & 27, Mar. 13, Apr. 2, 23 & 30, 2018
Megan Faraimo	Feb. 19 & 26, March 12, April 1 & 8, 2019
Kelli Godin	March 19, March 25, 2019
Maya Brady	February 11, 2020
Lexi Sosa	March 10, 2020

Multiple Recipients: A.Jordan (6), M.Faraimo (5), R.Garcia (4), K.Godin (2), B.Perez (2), B.Tautalafua (2).

NFCA NATIONAL PLAYER OF THE WEEK

Tanya Harding	April 10, 1995
Jennifer Brundage	May 9, 1995
Christa Williams	March 31, 1997
Courtney Dale	April 14, 1999
Stacey Nuvevan	April 26, 1999
Amanda Freed	April 12 & 26, May 3, 2000
Keira Goerl	March 11, 2002
Stacey Nuvevan	April 29, May 6, 2002
Natasha Watley	March 11, 2003
Keira Goerl	May 5, 2004
Caitlin Benji	May 12, 2004
Anjelica Selden	March 9, 2005
Andrea Duran	April 12, May 3, 2006
Anjelica Selden	Feb. 26, 2008
Amanda Kamekona	May 6, 2008
Megan Langenfeld	April 14, April 28, 2009
B.B. Bates	Feb. 19, 2013
Ally Carda	Feb. 25, 2014
Rachel Garcia	Feb. 27, 2018
Rachel Garcia	March 19, 2019
Aaliyah Jordan	February 18, 2020

Multiple Recipients: A.Freed (3),

S.Nuvevan (3), A.Duran (2), R.Garcia (2), K.Goerl (2), M.Langenfeld (2), A.Selden (2).
--

NFCA NATIONAL PITCHER OF THE WEEK

Ally Carda	March 10 and 17, 2015
Rachel Garcia	April 17 and 24, 2018
Megan Faraimo	February 18, 2020

USA SOFTBALL NAT'L PLAYER OF THE WEEK

Natasha Watley	March 11, 2003
Keira Goerl	April 1, 2003
Keira Goerl	May 4, 2004
Anjelica Selden	March 8, 2005
Caitlin Benji	May 10, 2005
Andrea Duran	April 11 and May 2, 2006
Megan Langenfeld	May 15, 2007
Anjelica Selden	Feb. 26, 2008
Amanda Kamekona	May 6, 2008
Megan Langenfeld	April 14, 2009
Megan Langenfeld	April 27, 2010
Stephany LaRosa	April 17, 2012
B.B. Bates	Feb. 19, 2013
Ally Carda	Feb. 25, 2014
Rachel Garcia	April 11, 2017
Rachel Garcia	Feb. 27 and April 17, 2018
Rachel Garcia	March 19, 2019

Multiple Recipients: R.Garcia (4), M.Langenfeld (3), A.Duran (2), K.Goerl (2), A.Selden (2).

HONDA CUP WINNERS

Lisa Fernandez	1993
Natasha Watley	2003
Rachel Garcia	2019

HONDA AWARD WINNERS

Debbie Doom	1984
Lisa Longaker	1988, 1990
Janice Parks	1989
Lisa Fernandez	1991, 1992, 1993
Jennifer Brundage	1995
Natasha Watley	2003
Rachel Garcia	2018, 2019

USA SOFTBALL PLAYER OF THE YEAR

Stacey Nuvevan	2002
Rachel Garcia	2018, 2019

USA SOFTBALL POY TOP 3 FINALIST

Stacey Nuvevan	2002
Natasha Watley	2002, 2003
Megan Langenfeld	2010
Ally Carda	2014
Rachel Garcia	2018, 2019

NFCA NATIONAL PLAYER OF THE YEAR

Rachel Garcia	2018
---------------	------

NFCA NATIONAL PITCHER OF THE YEAR

Rachel Garcia	2019
---------------	------

NFCA NAT'L FRESHMAN OF THE YEAR

Rachel Garcia	2017
---------------	------

DIAMOND SPORTS CATCHER OF THE YEAR

Stacey Nuvevan	1999, 2001, 2002
----------------	------------------

LOS ANGELES SPORTSWOMAN OF THE YEAR

Megan Langenfeld (2010), Rachel Garcia (2019)

SHARRON BACKUS COACHING HONORS

Diamond Nat'l Coach of the Year	1984, 1985
WCAA Coach of the Year	1984, 1985
Pac-10 COY	1990, 1992, 1993, 1995
NFCA Regional Coach of the Year	1990

SUE ENQUIST COACHING HONORS

Pac-10 Coach of the Year	1995, 1999, 2006
NFCA National COY	1992, 1995, 2004
NFCA Regional COY	1991, 1992, 2000

KELLY INOUIYE-PEREZ COACHING HONORS

Pac-10 Coach of the Year	2009
NFCA National Coach of the Year	2010

COACHING STAFF HONORS

NFCA National Coaching Staff of the Year	2004, 2010, 2019
NFCA Regional Coaching Staff of the Year	2000, 2010, 2014, 2015, 2016, 2019

NCAA ALL-DECADE TEAM - 1980's

Dot Richardson (Player of the Decade), Debbie Doom, Lisa Longaker, Janice Parks, Stacy Sunny

NCAA 25TH-ANNIVERSARY TEAM

Debbie Doom, Lisa Fernandez, Lisa Longaker, Natasha Watley (Team chosen in 2006)

UCLA HALL OF FAME INDUCTEES

Sue Enquist (1993), Debbie Doom (1995), Dot Richardson (1996), Sheila Cornell (1998), Tracy Compton (1999), Sharron Backus (2001), Lisa Longaker (2001), Lisa Fernandez (2003), Jennifer Brundage (2007), Stacey Nuvevan (2012), Yvonne Gutierrez (2013), Natasha Watley (2014), Janice Parks (2015), Julie Adams (2016), Gina Vecchione (2017), Amanda Freed (2018), Tairia Flowers (2019), Keira Goerl (2020)

ASA HALL OF FAME INDUCTEES

Sharron Backus (1985), Gina Vecchione (1997), Sheila Cornell (2006), Dot Richardson (2006), Lisa Fernandez (2013), Stacey Nuvevan (2014), Sue Enquist (2015)

NFCA HALL OF FAME INDUCTEES

Sharron Backus (1991), Sue Enquist (2006)

ESPN/CoSIDA ACADEMIC ALL-AMERICANS

Michelle Aguilar	1983	First Team
Sheila Cornell	1983	First Team
Barbara Booth	1983	Second Team
Sheila Cornell	1984	Second Team
Barbara Young	1984	Second Team
Kathy Lorenz	1987	Third Team
Jennifer Brundage	1993	Third Team
Jennifer Brundage	1994	First Team
Jennifer Brundage	1995	First Team
Alleah Poulson	1996	Second Team
Alleah Poulson	1997	First Team
Andrea Duran	2006	First Team

PAC-10/12 ALL-ACADEMIC (FIRST AND SECOND TEAM ONLY)

Kathy Lorenz	1987	First Team
Jennifer Brundage	1993	First Team
Lisa Fernandez	1993	First Team
Jennifer Brundage	1994	First Team
Jennifer Brundage	1995	First Team
Alleah Poulson	1995	First Team
Alleah Poulson	1996	First Team
Alleah Poulson	1997	First Team
Stacey Nuvevan	2002	First Team
Erin Rahn	2002	Second Team
Julie Hoshizaki	2003	First Team
Amanda Simpson	2003	First Team
Julie Hoshizaki	2004	First Team
Amanda Simpson	2004	First Team
Andrea Duran	2005	First Team
Andrea Duran	2006	First Team
Ashley Herrera	2006	Second Team
Krista Colburn	2007	Second Team
Ashley Herrera	2008	First Team
Megan Langenfeld	2009	Second Team
Samantha Camuso	2010	Second Team
Monica Harrison	2010	Second Team
Grace Murray	2011	First Team
Samantha Camuso	2011	Second Team
Samantha Camuso	2012	First Team
Brianna Perez	2019	Second Team



Since softball became an Olympic sport for the 1996 Atlanta Games, 15 Bruin alums have participated on the world's biggest stage in their quest to bring home gold for their country. Eleven of those players have put on the Red, White and Blue for the United States and succeeded in winning medals in all four Olympic softball competitions. In the first Olympic softball competition in 1996, Team USA went 8-1, with its lone loss coming to Australia in round-robin play. In the championship game, the U.S. defeated China 3-1 behind the hitting of Sheila Cornell and Dot Richardson, who each homered and combined for all three RBI in the victory. Lisa Fernandez, who defeated China in the semifinals, recorded the final out to clinch the gold for the Americans. Former Bruins Jennifer Brundage and Christa Williams also earned gold. Joanne Alchin, Kerry Dienelt and Tanya Harding won bronze medals with Australia.

Four years later in Sydney, Australia, the United States won its second-straight gold medal, but it didn't come easy. After seeing its 112-game winning streak snapped with an extra-inning loss to Japan during round-robin play, Team USA lost its next two games in the preliminaries to China and Australia. But they would avenge all three losses in the medal round to win the gold. In the first semifinal against China, the U.S. claimed a 3-0 win in 10 innings. With Brundage and Cornell ahead of her on the base paths in the third extra inning, Stacey Nuveman launched a walk-off homer to send her team to a second semifinal against Australia. Against the host country, Richardson drove in the game's lone run and Fernandez struck out 13 in a 1-0 U.S. victory. In the gold-medal game against Japan, Fernandez picked up the win in a 2-1 triumph to give the United States its second-straight gold medal. Former Bruin Christie Ambrosi also won gold, while Amanda Freed was an alternate for the team. Alchin (Brown), Dienelt and Harding again won the bronze with Australia.

In 2004 in Athens, Greece, the U.S. was anointed as "The Real Dream Team" by Sports Illustrated. Team USA posted a perfect 9-0 record and shutout the competition in eight of those victories. The U.S. outscored its opponents 51-1 and did not allow a run until the sixth inning of the gold-medal contest against Australia. For the second-straight, gold-medal game, Fernandez earned the win in the circle. Fernandez, a three-time gold medalist, was joined on the team by former Bruins Nuveman, Freed, Tairia (Mims) Flowers and Natasha Watley. Harding represented Australia, winning a silver medal.

In 2008 in Beijing, China, Team USA steamrolled through pool play with a 7-0 record, outscoring its opponents 53-1. In the semifinals, a 4-1 victory over Japan put the United States in the gold-medal game for the fourth consecutive time. But for the first time in four Olympic competitions, the U.S. did not win the gold, as Japan claimed a 3-1 victory to upset the favorites. Nuveman won her third Olympic medal, Flowers and Watley each earned their second and Andrea Duran claimed her first Olympic medal. Fernandez was an alternate for the Olympic team. Australia won the bronze for Harding's fourth medal.

On July 11, 2005, the International Olympic Committee voted to drop softball from the Olympics, and on Aug. 13, 2009, the IOC denied softball's application for reinstatement. However, on Aug. 3, 2016, a baseball-softball bid was approved for addition into the Tokyo 2020 Games, along with the sports of karate, skateboarding, sports climbing and surfing.

Four more Bruins will get the chance to don the Red, White and Blue at an Olympic Games this summer in Japan. In October 2019, current Bruins Rachel Garcia and Bubba Nickles, as well as Bruin alums Ally Carda and Delaney Spaulding, were named to the USA Olympic Team. After a postponement due to COVID in 2020, the Olympic softball schedule will be played in Tokyo in July 2021.



1996 (ATLANTA, GEORGIA)

USA - Jennifer Brundage, Sheila Cornell, Lisa Fernandez, Dot Richardson, Christa Williams

Australia - Joanne Alchin, Kerry Dienelt, Tanya Harding

Puerto Rico - Janice Parks

2000 (SYDNEY, AUSTRALIA)

USA - Christie Ambrosi, Jennifer Brundage, Sheila (Cornell) Douty, Lisa Fernandez, Amanda Freed (alternate), Stacey Nuveman, Dot Richardson

Australia - Joanne (Alchin) Brown, Kerry Dienelt, Tanya Harding

2004 (ATHENS, GREECE)

USA - Lisa Fernandez, Tairia (Mims) Flowers, Amanda Freed, Stacey Nuveman, Natasha Watley

Australia - Tanya Harding

2008 (BEIJING, CHINA)

USA - Andrea Duran, Lisa Fernandez (alt.),

Tairia (Mims) Flowers, Stacey Nuveman, Natasha Watley

Australia - Tanya Harding

2020 (TOKYO, JAPAN)

USA - Ally Carda, Rachel Garcia, Bubba Nickles, Delaney Spaulding

Julie Adams
1995 Junior Women's World Championship/Olympic Festival
1997-1998 National Team Festival

Christie Ambrosi
2000 Olympics
1995 Junior Women's World Championship
1997-1998 National Team Festival, '99 Pan American Games

Toria Auelua - 2001 Pan American Games Qualifier

Holly Azevedo - 2017 Junior Women's National Team

Alexis Bennett - 2016 Elite Team

Caitlin Benji
2003 Junior Women's World Championship, 2004 Elite Team

Barbara Booth - 1991 Pan American Games

Jenny Brewster - 1991 Jr. Women's World Championship

Jennifer Brundage
2000 Olympics
1995 Olympic Festival, 1997-1998 National Team Festival
1999 Pan American Games

Ally Carda
2020 Olympics
2011 Junior Women's World Championship
2015 World Cup of Softball, Pan American Games, Japan Cup
2016 World Cup of Softball, Women's World Championship
2017 U.S. Women's Nat'l Tm.; '18 Japan All-Star Series Roster
2019 USA Softball Women's National Team

Heather Compton - 1995 Olympic Festival

Tracy Compton
1981 Junior Women's World Championship
1982 Women's World Championship

Sheila (Cornell) Douty
1996, 2000 Olympics
1983, 1987, 1991, 1995, 1999 Pan American Games
1990, 1994, 1998 Women's World Championship
1995 Olympic Festival, 1997-1998 National Team Festival

Jaisa Creps - 2003 Junior Women's World Championship

Courtney Dale
1995 Junior Women's World Championship
1997 National Team Festival
2001 Pan American Games Qualifier, 2002, 2003 Elite Team

GiOnna DiSalvatore - 2007 Jr Women's World Championship

Lisa Dodd
2002 Junior Pan American Games
2003 Junior Women's World Championship, 2004 Elite Team

Debbie Doom
1982, 1990 Women's World Championship
1991, 1995 Pan American Games, 1995 Olympic Festival

Andrea Duran
2008 Olympics
2003 Junior Women's World Championship, 2004 Elite Team
2006, 2007, 2009, 2010 World Cup of Softball

2006, 2010 Women's World Championship
2007 Pan American Games, 2009 Pan Am Games Qualifier

Sue Enquist
1978 Women's World Championship, 1983 Pan Am Games

Kathi Evans - 1991 Junior Women's World Championship

Megan Faraimo
2019 USA Softball Junior Women's National Team

Lisa Fernandez
1996, 2000, 2004 Olympics, 2008 U.S. National Team
1990, 1994, 1998, 2002 Women's World Championship
1991, 1999, 2003 Pan American Games, '95 Olympic Festival
1997-1998 National Team Festival

Samantha Ford - 1985 Junior Women's World Championship

Amanda Freed
2004 Olympics, 2000 Olympics Alternate
2002, 2006 Women's World Championship
2003 Pan American Games, 2005, 2006 World Cup of Softball

Rachel Garcia
2020 Olympics
2015 U.S. Jr. Women's Nat'l Tm.; '18 World Champ. Roster
2019 USA Softball Women's National Team

Kelli Godin
2019 USA Softball Junior Women's National Team

Keira Goerl
1999 Junior Women's World Championship
2002 Women's World Championship, 2003 Pan Am Games

Johanna Grauer
2015 World Cup of Softball/Jr. Women's World Championship

Yvonne Gutierrez - 1985 Jr. Women's World Championship

Paige Halstead
2015 World Cup of Softball/Jr. Women's World Championship
2016 World Cup of Softball, Women's World Championship
2017 U.S. Women's National Team

Monica Harrison
2006 Jr. Pan Am Games, '07 Jr. Women's World Championship

Kelly Inouye - 1987 Pan American Games Qualifier

Madeline Jelenicki - 2016 Elite Team

Donna Kerr
2006 Jr. Pan Am Games, '07 Jr. Women's World Championship

Lyndsey Klein
1997 Pan American Games Qualifier
2002 Women's World Championship, 2003 Elite Team

Megan Langenfeld
2007 Junior Women's World Championship
2009 Pan Am Games Qualifier,
2010 Women's World Cup (Futures Team), 2010 Japan Cup,
2011 World Cup of Softball

Jodie Legaspi
2002 Junior Pan American Games
2003 Junior Women's World Championship, 2004 Elite Team

Lisa Longaker - 1990 Women's World Championship

Tricia Mang - 1986 Women's World Championship

Paige McDuffee - 2013 Jr. Women's World Championship

Tairia (Mims) Flowers
2004, 2008 Olympics
2002, 2006 Women's World Championship
2003, '07 Pan Am Games, '05, '06, '07 World Cup of Softball

Bubba Nickles
2020 Olympics
2015 World Cup of Softball/Jr. Women's World Championship
2016 Elite Team, 2017 Junior Women's National Team
2018 Japan All-Star Series Roster

Stacey Nuvevan
2000, 2004, 2008 Olympics
1995 Junior Women's World Championship,
1997 National Team Festival, 1999, 2003 Pan Am Games,
2002, 2006 Women's World Championship,
2005, 2006 World Cup of Softball

Nicole Odom - 1993-94 Olympic Festival

Briana Perez - 2017 Junior Women's National Team

Alleah Poulson - 1997 National Team Festival

Dot Richardson
1996, 2000 Olympics
1979, 1983, 1987, 1995, 1999 Pan American Games
1982, 1986, 1990, 1994 Women's World Championship
1995 Olympic Festival, 1997-98 National Team Festival

Priscilla Rouse - 1995 Olympic Festival

Mysha Sataraka
2013 Junior Women's World Championship, 2016 Elite Team

Katie Schroeder
2006 Jr. Pan Am Games, '07 Jr. Women's World Championship
2009 Pan American Games Qualifier

Delaney Spaulding
2020 Olympics
2016 World Cup of Softball, Women's World Championship
2017 U.S. Women's Nat'l Tm., '18 World Championship Roster
2019 USA Softball Women's National Team

Gina Vecchione
1978 Women's World Championship, 1983 Pan Am Games

Karen Walker - 1995 Olympic Festival

Natasha Watley
2004, 2008 Olympics
2002, 2006, 2010 Women's World Championship
2003, '07 Pan Am, '05, '06, '07, '09, '10 World Cup of Softball

DeeDee Weiman - 1995 Olympic Festival

Christa Williams - 1996 Olympics

Emily Zaplatosch
2002 Junior Pan American Games
2003 Junior Women's World Championship, 2004 Elite Team



BRUINS IN NATIONAL PRO FASTPITCH

Julie Adams	Ohio Pride (2000)
B.B. Bates	Pennsylvania Rebellion (2014)
Alexis Bennett	Scrap Yard Dawgs (2017), USSSA Pride (2018-2019)
Caitlin Benji	Akron Racers (2006-2007)
Jenny Brewster	Georgia Pride (1997-1998)
Jennifer Brundage	WPSL Gold (2001)
B'Ann Burns	Tampa Bay FireStix (1998)
Ally Carda	Texas Charge (2017), Chicago Bandits (2018-2019)
Kaci Clark	Orlando Wahoos (1998), Virginia Roadsters (1999), Florida Wahoos (2000), WPSL All-Stars (2001), NY/ NJ Juggernaut (2004), Connecticut Brakettes (2006)
Heather Compton	T.B. FireStix (1999), Ohio Pride (2000)
GiOnna DiSalvatore	Carolina Diamonds (2011-2012), USSSA Pride (2013-2017)
Debbie Doom	Orlando Wahoos (1997-1998)
Sheila (Cornell) Douty	WPSL Gold (2001)
Andrea Duran	Connecticut Brakettes (2006), USSSA Pride (2010-2015, 2017)
Lisa Fernandez	WPSL Gold (2001)

Tairia (Mims) Flowers	Arizona Heat (2005)
Amanda Freed	Texas/Rockford Thunder (2005-2008)
Laurie Fritz	Tampa Bay FireStix (1998)
Kelly Howard	Tampa Bay FireStix (1998)
Amanda Kamekona	Carolina Diamonds (2012), NY/NJ Comets (2013), USSSA Pride (2014-2016), Chicago Bandits ('16), TX Charge (2017), Scrap Yard Dawgs (2017)
Lyndsey Klein	Tampa Bay FireStix (2000), WPSL All-Stars (2001), NY/NJ Juggernaut (2004)
Megan Langenfeld	Akron Racers (2010)
Julie Marshall	California Sunbirds (2004)
Stacey Nuvevan	Arizona Heat (2005)
Nicole Odom	Orlando Wahoos (1998), Akron Racers (1999-2000)
Alleah Poulson	Orlando Wahoos (1998)
Stephanie Ramos	Texas Thunder (2004)
Mysha Sataraka	Texas Charge (2017)
Kaila Shull	Akron Racers (2010)
Delaney Spaulding	Chicago Bandits (2018)
Natasha Watley	NY/NJ Juggernaut (2005), Philadelphian Force (2006), USSSA Pride (2010-2015)
DeeDee Weiman	Tampa Bay FireStix (1997-2000)