



UCLA MEN'S BASKETBALL

UCLA Athletic Communications / J.D. Morgan Center / 325 Westwood Plaza / Los Angeles, CA 90095
Men's Basketball Contact: Alex Timiraos / atimiraos@athletics.ucla.edu / o: (310) 206-0524 / c: (310) 847-9231

UCLA'S STATISTICAL LEADERS

No.	Player	GP	GS	MPG	RPG	APG	PPG
4	Jaime Jaquez Jr.	7	7	34.3	6.0	1.9	13.7
5	Chris Smith	7	7	28.9	6.7	2.0	12.1
10	Tyger Campbell	7	7	34.1	3.0	6.9	11.1
3	Johnny Juzang	7	7	26.0	2.7	1.0	10.7

2020-21 SCHEDULE

November

Wed.	25	at San Diego State ¹	CBS-SN	L	58-73
Fri.	27	Pepperdine ¹	P12N 3-OT	W	107-98
Mon.	30	Long Beach State	P12N	Postponed	

December

Thu.	3	Seattle	P12N	W	78-52
Sun.	6	California*	P12N	W	76-56
Wed.	9	San Diego	P12N	W	83-56
Fri.	11	Marquette	P12N	W	69-60
Tue.	15	Long Beach State	P12N	Postponed	
Sat.	19	vs. (20) Ohio State ²	CBS	L	70-77
Wed.	23	at (25) Oregon*	ESPN2	Postponed	
Thu.	31	Utah	FS1		4 p.m.

January

Sat.	2	Colorado*	P12N		5 p.m.
Thu.	7	at Arizona State*	ESPN		8:30 p.m. (MT)
Sat.	9	at Arizona*	ESPN/2		—
Thu.	14	Washington State*	FS1		2 p.m.
Sat.	16	Washington*	P12N		2 p.m.
Thu.	21	at California*	ESPN/2/U		—
Sat.	23	at Stanford*	FOX		—
Thu.	28	(21) Oregon*	ESPN/2/U		—
Sat.	30	Oregon State*	P12N		—

February

Sat.	6	at USC*	ESPN/2/U		—
Thu.	11	at Washington State*	FS1		—
Sat.	13	at Washington*	P12N		—
Thu.	18	Arizona*	ESPN/2/U		—
Sat.	20	Arizona State*	ESPN/2/U		—
Thu.	25	at Utah*	P12N		—
Sat.	27	at Colorado*	ESPN/2/U		—

March

Sat.	6	USC*	CBS		—
------	---	------	-----	--	---

Postseason Schedule

Wed.-Sat.	March 10-13	Pac-12 Tournament ³
Tue.-Wed.	March 16-17	NCAA First Four
Thu.-Sun.	March 18-21	NCAA 1st, 2nd Rounds
Thu.-Sun.	March 25-28	NCAA Regional
Sat., Mon.	April 3, 5	NCAA Final Four

* Pac-12 Conference games
rankings in parenthesis are from the weekly AP poll

- 1 at San Diego State's Viejas Arena
- 2 CBS Sports Classic (Cleveland, Ohio)
- 3 Pac-12 Tournament, T-Mobile Arena (Las Vegas, Nev.)

UCLA ON SOCIAL MEDIA

Men's Basketball Twitter:	@UCLAMBB
Men's Basketball Instagram:	@UCLAMBB
Men's Basketball Facebook:	/UCLAMensBasketball
UCLA Athletics Twitter:	@UCLAathletics
UCLA Athletics Instagram:	@UCLAathletics
UCLA Athletics Facebook:	/UCLAathletics

#GoBruins

Utah Runnin' Utes (4-1, 1-0) at UCLA Bruins (5-2, 1-0)

Thursday, Dec. 31, 2020 – 4 p.m. (PT)

Los Angeles, Calif. (Pauley Pavilion presented by Wescom)

GAME INFORMATION

Venue:	Pauley Pavilion presented by Wescom
Venue Capacity:	13,800
Tipoff Time:	4:01 p.m. (PT)
Television:	FS1
TV Talent:	Alex Faust (play-by-play), Dave Miller (analyst)
Radio (UCLA Sports Network):	AM 570
Radio Talent:	Josh Lewin (play-by-play), Tracy Murray (analyst)
XM Radio Channel:	Ch. 385
SIRIUS Internet Channel:	Ch. 975



at



4-1, 1-0

5-2, 1-0

The Bruins have compiled a 12-10 all-time record against Utah. UCLA won both regular-season matchups last February.

BACK IN ACTION

UCLA returns to the court against Utah this Thursday at 4 p.m. (PT) in a Pac-12 showdown that will be nationally televised on FS1. The Bruins are set to resume Pac-12 play this week with games against Utah (Thursday at 4 p.m.) and Colorado (Saturday at 5 p.m.). UCLA swept the season series against Utah last year, winning a pair of games against the Runnin' Utes within a three-week span in February. The Bruins also swept the season series versus Colorado last season.

UCLA AT HOME: The Bruins have gone 4-0 at home, extending their home winning streak to 11 games. UCLA's most recent loss in Pauley Pavilion took place against Stanford on Jan. 15, 2020. With the win over Cal this season (Dec. 6, 2020), UCLA has now won eight consecutive home league games. That marks the program's best Pac-12 win streak – at home – since UCLA secured 12 straight Pac-12 home victories from March 2014 through Jan. 2016.

LAST TIME ON THE FLOOR

Cody Riley scored 15 points, Johnny Juzang added 13, and Jalen Hill finished with 10 in the Bruins' 77-70 loss to No. 20 Ohio State on Saturday, Dec. 19, in the CBS Sports Classic (played in Cleveland). In a game that featured eight ties and eight lead changes, Ohio State used an 11-5 scoring run to close the game and win by seven points. Saturday's game marked the Bruins' first contest of the season outside of the state of California. Ohio State led at halftime, 39-38, and the Bruins had built a cushion of as many as six points (51-45) midway through the second half.

70 POINTS OR FEWER

Last season, UCLA went 18-1 when limiting the opposition to 70 or fewer points (the lone loss was a 54-52 setback at USC in the final game of the regular season). Through his final three seasons as the head coach at Cincinnati (2016-17 through 2018-19), Mick Cronin's teams went 79-10 when holding the opposition to 70 or fewer points. Over the past five seasons (2016-17 through 2020-21), his teams have gone 101-11 when holding the opponent to 70 or fewer points (through a span of 145 games) This season, UCLA has compiled a 4-0 record when limiting the opposition to 70 or fewer points.

EYE OF THE TYGER

Tyger Campbell has registered a Pac-12-best 6.9 assists per game, through games played Sunday, Dec. 27. His 6.9 assists per game were 1.0-avg better than Colorado's McKinley Wright IV (second with 5.9 avg). Campbell has logged 48 assists and nine turnovers, notching an assist-turnover ratio of 5.3-to-1 in seven games. Through games on Dec. 27, Campbell was the nation's only player to have logged at least 6.0 assists per game and an assist-turnover ratio of at least 5.0-to-1. Now in his second collegiate season, Campbell has recorded a career assist-turnover ratio of 3.1-to-1 (204 assists, 65 turnovers).

ONE-LINERS

- The Bruins have committed fewer fouls than their opponent in all seven games this season.
- Nine players on the Bruins' 13-man roster have each scored at least 10 points in at least one career game with UCLA.
- Tyger Campbell has committed just three turnovers in the last four games (31 assists, three turnovers, 126 minutes).
- UCLA's 23 assists in the win over Cal (Dec. 6) were the most since dishing 25 against Kent State (March 17, 2017).
- Johnny Juzang tied his career high with 13 points in the Bruins' loss against Ohio State last Saturday.
- Cody Riley shot 7-for-9 from the field against Ohio State and has tallied a 57.8 field goal percentage.
- Jaime Jaquez (12-for-26 from 3-point range) is tied for eighth in the Pac-12 in 3-pointers made (12), through Dec. 27.
- David Singleton (11-for-24 from 3-point range) is tied for 10th in the Pac-12 in 3-pointers made (11), through Dec. 27.
- Chris Smith is tied for seventh in the Pac-12 in most free throws made (27-for-34), through Dec. 27.
- Jaime Jaquez Jr. (34.3 mpg) and Tyger Campbell (34.1 mpg) are first and second in the Pac-12 in minutes per game.

WELCOME TO WESTWOOD

Sophomore Johnny Juzang, who grew up in Tarzana, Calif., has averaged 10.7 points and 2.7 rebounds in three games with the Bruins. He made 5 of 13 shots in the Bruins' loss to Ohio State on Saturday in Cleveland and has scored in double figures in two of the team's last three games. Juzang, a 6-foot-6 guard, missed UCLA's first four games of the season with a stress reaction in his right foot. He transferred from Kentucky to UCLA in the summer after having played in 28 games for the Wildcats as a true freshman last season. Juzang attended nearby Harvard-Westlake School (Studio City, Calif.).

POST PRODUCTION

UCLA's two primary options at the center position – Jalen Hill and Cody Riley – have each recorded double-doubles this season. Both players are redshirt juniors and have played in nearly every game the past two seasons. Riley has started all seven games this year, averaging 9.7 points and 5.0 rebounds per contest. Hill missed the Bruins' first two contests (tendonitis, right knee) but has since averaged 9.0 points and a team-leading 7.0 rebounds per game. Hill has shot 53.3 percent from the field (16 for 30) and has made 70.0 percent of his career free throw attempts (152-for-217).

MEDIA INFORMATION

UCLA Athletic Communications

J.D. Morgan Center, Suite 128

325 Westwood Plaza, Los Angeles, CA 90095

Men's Basketball Contact	Alex Timiraos
Office Phone	(310) 206-0524
Cell Phone	(310) 847-9231
E-mail	atimiraos@athletics.ucla.edu
Website	www.uclabruins.com

Media Availability

Weekly media availability has been taking place via Zoom, through the UCLA Athletic Communications Office. Coach Cronin and selected student-athletes are available via Zoom at a designated date and time. For details about UCLA's media availability sessions, please contact Alex Timiraos in the Athletic Communications Office.

Credentials

Admission to the press seating area in Pauley Pavilion presented by Wescom is through credential only. All credential requests should be made through the Athletic Communications Office at least three days in advance. Media inquiries should be sent via email to Alex Timiraos (atimiraos@athletics.ucla.edu).

Credential Pickup

Credentials are available for pickup on the day of the game at Pauley Pavilion. Please be sure to communicate in advance with Alex Timiraos of the UCLA Athletic Communications Office for details and instructions.

Media Seating

A press pass enables entrance at Pauley Pavilion (northwest entrance). Members of the media will have a seat assigned in Section 215 (north side of the arena, upstairs). Due to COVID-19 protocols, UCLA Athletics is asking media members to stay off the court (and event level). Postgame press conferences, for now, are being conducted in a virtual format (via Zoom). For additional details, please contact Alex Timiraos in the UCLA Athletic Communications Office.

QUICK FACTS

School Information

Founded	1919
Enrollment	45,742
Nickname	Bruins
Colors	Blue and Gold
Home Arena (capacity)	Pauley Pavilion (13,800)
Affiliation	NCAA Division I
Conference	Pac-12
Chancellor	Gene Block
Director of Athletics	Martin Jarmond
Athletic Dept. Phone	(310) 825-8699
Ticket Office Phone	(310) 825-2101

Men's Basketball History

First Season	1919-20
All-Time Record	1915-870 (.688)
NCAA Tournament Appearances	49
NCAA Final Four Appearances	18
NCAA Championships	11
Regular-Season Conference Titles	31

Team Information

2019-20 Record	19-12
2019-20 Pac-12 Record (finish)	12-6 (2nd)
2019-20 Home/Road/Neutral	13-4/5-1-3
Lettermen Returning/Lost	9/4
Starters Returning/Lost	5/0
Newcomers	4
Returning Redshirts	1
Head Coach	Mick Cronin (2nd year at UCLA)
Coach Cronin at UCLA	24-14 (2nd season)
Coach Cronin's Career Record	389-185 (18th season)
Associate Head Coach	Darren Savino (2nd season)
Assistant Coach	Rod Palmer (2nd season)
Assistant Coach	Michael Lewis (2nd season)

2020-21 UCLA NUMERICAL ROSTER

No.	Name	Yr.	Pos.	Ht.	Wt.	Hometown (Previous School)
0	Jaylen Clark	Fr.	G	6-5	195	Riverside, Calif. (Etiwanda HS)
1	Jules Bernard	Jr.	G	6-6	205	Los Angeles, Calif. (Windward School)
2	Cody Riley	RS Jr.	F	6-9	255	Kansas City, Kan. (Sierra Canyon HS [California])
3	Johnny Juzang	So.	G	6-6	210	Tarzana, Calif. (University of Kentucky)
4	Jaime Jaquez Jr.	So.	G/F	6-6	220	Camarillo, Calif. (Camarillo HS)
5	Chris Smith	Sr.	G	6-9	215	Chicago, Ill. (Huntington Prep [West Virginia])
10	Tyger Campbell	RS So.	G	5-11	180	Cedar Rapids, Iowa (La Lumiere School [Indiana])
12	Mac Etienne	Fr.	F/C	6-9	220	Middletown, N.Y. (Suffield Academy [Connecticut])
13	Jake Kyman	So.	G/F	6-6	220	Aliso Viejo, Calif. (Santa Margarita Catholic HS)
14	Kenneth Nwuba	RS So.	F	6-9	255	Lagos, Nigeria (Huntington Prep [West Virginia])
23	Logan Cremonesi	Fr.	F	6-7	210	Oceanside, Calif. (Mater Dei HS)
24	Jalen Hill	RS Jr.	F/C	6-10	245	Corona, Calif. (Centennial HS)
34	David Singleton	Jr.	G	6-4	210	Los Angeles, Calif. (Bishop Montgomery HS)
43	Russell Stong	Jr.	G	6-3	190	Northridge, Calif. (Crespi HS)

2020-21 UCLA ALPHABETICAL ROSTER

No.	Name	Yr.	Pos.	Ht.	Wt.	Hometown (Previous School)
1	Jules Bernard	Jr.	G	6-6	205	Los Angeles, Calif. (Windward School)
10	Tyger Campbell	RS So.	G	5-11	180	Cedar Rapids, Iowa (La Lumiere School [Indiana])
0	Jaylen Clark	Fr.	G	6-5	195	Riverside, Calif. (Etiwanda HS)
23	Logan Cremonesi	Fr.	F	6-7	210	Oceanside, Calif. (Mater Dei HS)
12	Mac Etienne	Fr.	F/C	6-9	220	Middletown, N.Y. (Suffield Academy [Connecticut])
24	Jalen Hill	RS Jr.	F/C	6-10	245	Corona, Calif. (Centennial HS)
4	Jaime Jaquez Jr.	So.	G/F	6-6	220	Camarillo, Calif. (Camarillo HS)
3	Johnny Juzang	So.	G	6-6	210	Tarzana, Calif. (University of Kentucky)
13	Jake Kyman	So.	G/F	6-6	220	Aliso Viejo, Calif. (Santa Margarita Catholic HS)
14	Kenneth Nwuba	RS So.	F	6-9	255	Lagos, Nigeria (Huntington Prep [West Virginia])
2	Cody Riley	RS Jr.	F	6-9	255	Kansas City, Kan. (Sierra Canyon HS [California])
34	David Singleton	Jr.	G	6-4	210	Los Angeles, Calif. (Bishop Montgomery HS)
5	Chris Smith	Sr.	G	6-9	215	Chicago, Ill. (Huntington Prep [West Virginia])
43	Russell Stong	Jr.	G	6-3	190	Northridge, Calif. (Crespi HS)

COACHING STAFF

Mick Cronin	Head Coach (2nd season)	Cincinnati '97
Darren Savino	Associate Head Coach (2nd season)	Jersey City College '16
Rod Palmer	Assistant Coach (2nd season)	UC Irvine '90
Michael Lewis	Assistant Coach (2nd season)	Indiana '00

SUPPORT STAFF

Doug Erickson	Director of Administration	San Jose State '90
T.J. Wolf	Director of Player Personnel	Murray State '07
Nate Georgetown	Director of Student-Athlete Development	Cincinnati '19
Wes Long	Athletic Performance Coach	Texas '03
Shane Besedick	Athletic Trainer	Long Beach State '08
Julie Campos	Executive Assistant, Program Coordinator	UCLA '15

PRONUNCIATION GUIDE

Jules Bernard (jools ber-NARD)
Cremonesi (creh-mo-NEH-see)
Cronin (CRO-nen)
Etienne (eh-TEE-en)
Jaime Jaquez Jr. (HY-may HA-kez)
Juzang (JOO-zang)
Kyman (KY-mun)
Nwuba (NEW-buh)
Savino (suh-VEE-no)

AP POLL
(Week 6 – Dec. 28, 2020)

RK	TEAM	RECORD	PTS
1	Gonzaga (62)	7-0	1598
2	Baylor (2)	6-0	1537
3	Kansas	8-1	1458
4	Villanova	8-1	1370
5	Houston	7-0	1313
6	Wisconsin	8-1	1249
7	Tennessee	6-0	1217
8	Texas	7-1	1109
9	West Virginia	7-2	1080
10	Iowa	7-2	1008
11	Creighton	7-2	926
12	Missouri	6-0	888
13	Texas Tech	7-2	821
14	Rutgers	6-1	659
15	Illinois	7-3	650
16	Michigan	7-0	582
17	Michigan State	6-2	431
18	Florida State	5-1	377
19	Northwestern	6-1	350
20	Duke	3-2	290
21	Oregon	6-1	252
	Minnesota	8-1	252
23	Virginia	4-2	238
24	Virginia Tech	7-1	230
25	Ohio State	7-2	216

Also receiving votes: Xavier (178), San Diego State (172), North Carolina (57), Arkansas (55), Clemson (50), Colorado (50), Saint Louis (49), Florida (20), Louisville (18), BYU (12), Georgia (10), NC State (8), Indiana (4), UCLA (4), Richmond (3), UCF (2), Western Kentucky (2), Boise State (2), SMU (1), Drake (1), Chattanooga (1)..

USA TODAY COACHES POLL
(Week 6 – Dec. 28, 2020)

RK	TEAM	RECORD	PTS
1	Gonzaga (29)	7-0	797
2	Baylor (3)	6-0	771
3	Villanova	8-1	698
4	Kansas	8-1	674
5	Houston	7-0	636
6	Tennessee	6-0	612
7	Wisconsin	8-1	576
8	West Virginia	7-2	543
9	Texas	7-1	526
10	Creighton	7-2	462
11	Iowa	7-2	442
12	Missouri	6-0	407
13	Rutgers	6-1	359
14	Texas Tech	7-2	347
15	Michigan	7-0	338
16	Illinois	7-3	320
17	Oregon	6-1	194
18	Michigan State	6-2	182
19	Florida State	5-1	178
20	Xavier	8-1	164
	Ohio State	7-2	164
22	Northwestern	6-1	117
23	San Diego State	6-1	112
24	Virginia	4-2	107
	Minnesota	8-1	107

Also receiving votes: Virginia Tech (95), Duke (87), North Carolina (76), Colorado (58), Clemson (57), Arkansas (48), Saint Louis (26), UCLA (25), Richmond (17), Louisville (17), Florida (8), Stanford (7), NC State (6), LSU (6), SMU (5), Drake (5), UCF (5), Boise State (5), UConn (5), Purdue (4), Oklahoma State (3), Saint Mary's (2).

WHO'S BACK AT UCLA?

The Bruins have returned eight of their primary 10 contributors from last season's team. All five starters from the second half of last season have returned (Tyger Campbell, David Singleton, Jaime Jaquez Jr., Chris Smith and Jalen Hill). Also back are Cody Riley, Jules Bernard and Jake Kyman, as well as Kenneth Nwuba, who took a redshirt year in 2019-20. UCLA has added sophomore Johnny Juzang (transfer from Kentucky) and freshmen Jaylen Clark, Mac Etienne and Logan Cremonesi. In all, the Bruins' current roster includes five players who have seen action in at least 60 games at UCLA.

MIDSEASON ADDITION

Mac Etienne, a 6-foot-9 forward/center from Middletown, N.Y., has enrolled in UCLA's 2021 winter quarter. He spent the past two seasons at Suffield Academy (Suffield, Conn) and has signed his grant-in-aid with UCLA. Etienne, who intends to redshirt the 2020-21 season, was ranked as high as No. 31 in the Class of 2020 "top-100" by 247Sports.com. Etienne has been listed among the top 60 players in his high school class by 247Sports.com, Rivals.com and ESPN.com. He also competed for the Nike PSA Cardinals AAU program and had been the top-ranked player in the state of Connecticut. Last season, he was named the 2019-20 Gatorade Boys' Basketball Player of the Year in Connecticut.

HISTORY WITH UTAH

UCLA has registered an all-time record of 12-10 against Utah. The Bruins have gone 8-6 against the Runnin' Utes since Utah joined the Pac-12, prior to the 2011-12 season. Last season, UCLA won a pair of matchups against Utah within three weeks of each other. The Bruins took down Utah, 73-57, in Pauley Pavilion on Sunday, Feb. 2, before recording a 69-58 win over the Runnin' Utes at the Huntsman Center in Salt Lake City on Thursday, Feb. 18. UCLA has won four of the last five meetings against Utah in Pauley Pavilion (the lone loss took place on a last-second 3-point shot by Utah in Feb. 2019).

BY THE NUMBERS: Thursday's meeting will mark Chris Smith's seventh career contest against Utah (3.7 points, 2.0 rebounds, 14.3 minutes per game). In two games as a freshman against Utah last season, Jaime Jaquez Jr. averaged 13.5 points per game (he shot 7-for-10 from the field, 10-for-10 from the free throw stripe). In four career games, Jalen Hill has averaged 11.3 points and 8.0 rebounds against Utah (shooting 70.8 percent from the field, 17-for-24).

TRIPLE OVERTIME

UCLA's 107-98 win over Pepperdine (Nov. 27) marked the Bruins' first game that lasted at least three overtime sessions since Feb. 28, 1985 (the Bruins lost to USC in Pauley Pavilion, 80-78, in four OT). Prior that contest in 1985, the Bruins had not played a game into three overtime sessions since Jan. 2, 1982 (UCLA lost at Washington State, 57-51). Against Pepperdine, Jaime Jaquez Jr. played all 55 minutes. That marked the highest single-game total by a UCLA player since the four-OT contest in February 1985, in which Reggie Miller and Nigel Miguel each played 59 minutes.

SOPHOMORE STANDOUT

Sophomore Jaime Jaquez Jr. has averaged 34.7 minutes per game (ranked first among all Pac-12 players through games played on Dec. 27). He has registered 13.7 points and 6.0 rebounds per game, having shot 52.3 percent from the field through seven games. Jaquez Jr. has made 12 of 26 attempts from 3-point range (46.2%, UCLA's highest 3-point percentage). As a freshman in 2019-20, Jaquez Jr. averaged 8.9 points and 4.8 rebounds per game. In addition, he ranked third on the team in minutes per game (26.7) after having appeared off the bench in the Bruins' first seven contests.

30-POINT CLUB

Senior Chris Smith scored a career-high 30 points last season in a 72-68 victory against Colorado (Jan. 30, 2020). He became UCLA's first player with at least 30 points in a game since Kris Wilkes (34) in a win over Arizona on Jan. 26, 2019. That marked Smith's first career game with at least 25 points. He scored in double figures in three games as a freshman and 10 as a sophomore and didn't score at least 20 points in a game until the fourth game last season (vs. Southern Utah).

50, 40 AND 90

During the preseason, senior Chris Smith had discussed trying to become a "50-40-90" player – averaging 50 percent shooting from the field, 40 percent from the 3-point arc, and 90 percent at the free throw line. While UCLA has never had a player achieve that feat in a single season (since the 3-point line was instituted in 1986-87), several have come close.

Player	Season	FG-FGA	FG%	3FG-FGA	3FG%	FT-FTA	FG%	PPG	Games
Aaron Holiday	2017-18	212-460	46.1	88-205	42.9	159-192	82.8	20.3	33
Thomas Welsh	2017-18	162-334	48.5	45-112	40.2	48-58	82.8	12.6	33
TJ Leaf	2016-17	235-381	61.7	27-58	46.6	72-106	67.9	16.3	35
Lonzo Ball	2016-17	189-343	55.1	80-194	41.2	66-98	67.3	14.6	36
Aaron Holiday	2016-17	150-309	48.5	53-129	41.1	88-111	79.3	12.3	36
Kyle Anderson	2013-14	181-377	48.0	28-58	48.3	137-186	73.7	14.6	36
Travis Wear	2013-14	105-198	53.0	11-25	44.0	25-30	83.3	7.2	34
David Wear	2013-14	93-185	50.3	23-52	44.2	33-41	80.5	6.5	37
Josh Shipp	2008-09	170-337	50.4	55-127	43.3	85-106	80.2	14.5	33
Darren Collison	2008-09	175-344	50.9	41-104	39.4	113-126	89.7	14.4	35
Darren Collison	2007-08	161-335	48.1	53-101	52.5	102-117	87.2	14.5	33
Darren Collison	2006-07	149-312	47.8	51-114	44.7	94-116	81.0	12.7	35
Jason Kapono	2001-02	170-370	45.9	87-192	45.3	101-118	85.6	16.0	33
Jason Kapono	2000-01	167-379	44.1	84-184	45.7	133-153	86.9	17.2	32
Jason Kapono	1999-00	191-368	51.9	82-173	47.4	65-95	68.4	16.0	33
Kris Johnson	1997-98	188-362	51.9	47-115	40.9	110-132	83.3	18.4	29
Ed O'Bannon	1994-95	247-463	53.3	55-127	43.3	124-158	78.5	20.4	33
Tyus Edney	1992-93	142-294	48.3	34-82	41.5	132-157	84.1	13.6	33
Tracy Murray	1991-92	240-446	53.8	78-156	50.0	145-185	78.4	21.4	33
Don MacLean	1991-92	229-454	50.4	6-17	35.3	197-214	92.1	20.7	32
Gerald Madkins	1989-90	78-158	49.4	38-90	42.2	44-64	68.8	12.3	33
Don MacLean	1988-89	217-391	55.5	1-3	33.3	142-174	81.6	18.6	31
Gerald Madkins	1987-88	66-111	59.5	14-31	45.2	29-35	82.9	5.8	30
Reggie Miller	1986-87	247-455	54.3	69-157	43.9	149-179	83.2	22.3	32
Dave Immel	1986-87	110-219	50.2	43-94	45.7	28-41	68.3	9.1	32

THE BRUINS WHEN ...

Since the start of the 2016-17 season, the Bruins have gone 71-9 when leading at halftime (spanning 139 games). During that span, the UCLA has gone 18-36 when trailing at halftime (2-1 when tied at the break). UCLA's largest halftime deficit overcome in that stretch has been 16 points – UCLA trailed at home against Oregon, 44-28, on Feb. 23, 2019, and outscored the Ducks in the second half (62-39) to win, 90-83. When the Bruins have built a 10-point lead (or larger) at any point in the game, UCLA has gone 76-9. When trailing by 10 or more points in a game, UCLA has gone 13-37.

STREAKING

UCLA has made at least one 3-pointer played in its last 692 games. That 3-point streak began after the Bruins went 0-for-14 from 3-point territory in a 78-63 loss at No. 2-ranked Stanford on Feb. 3, 2000 (Maples Pavilion). UCLA has made at least three 3-pointers in 238 of 244 games since the start of the 2013-14 season. The Bruins made a school single-game-record 19 three-pointers (on 31 attempts) at Colorado on Jan. 12, 2017. UCLA won that road game, 104-89.

COMEBACKS AND DEFICITS

UCLA's comebacks in 2019-20			
Trailed Washington St. by 12 points (58-30) with 13:40 to play, second half	UCLA won in OT, 86-83	Feb. 13, 2020	
Trailed Washington by 12 points (39-27) with 18:25 to play, second half	UCLA won, 67-57	Feb. 15, 2020	

Opponents' comebacks in 2019-20			
Hofstra trailed by 13 points (32-19) with 8:13 to play, first half	Hofstra won, 88-78	Nov. 21, 2019	
Washington State trailed by 11 (50-39) with 13:30 to play, second half	WSU won in OT, 79-71	Jan. 4, 2020	

UCLA's comebacks in 2018-19			
Trailed Oregon by 19 points (47-28) with 19 minutes left, second half	UCLA won, 90-83	Feb. 23, 2019	
Trailed at Oregon by 17 points (65-48) with 6:53 to go, second half	UCLA won in OT, 87-84	Jan. 10, 2019	
Trailed at California by 11 points (36-25) with 19:07 left, second half	UCLA won in OT, 75-67	Feb. 13, 2019	

Opponents' comebacks in 2018-19			
Utah trailed UCLA by 22 points (69-47) with 12:10 remaining, second half	Utah won, 93-92	Feb. 9, 2019	
Belmont trailed UCLA by 12 points (57-45) with 15:02 to play, second half	Belmont won, 74-72	Dec. 15, 2018	

UCLA's comebacks in 2017-18			
UCLA trailed Washington by 14 points (43-29) with 17:11 to play, second half	UCLA won, 74-53	Dec. 31, 2017	
UCLA trailed Wisconsin by 12 points (38-26) with 1:51 to play, first half	UCLA won, 72-70	Nov. 21, 2017	

Opponents' comebacks in 2017-18			
Michigan trailed UCLA by 15 points (46-31) with 14:48 to play, second half	Michigan won (OT), 78-69	Dec. 9, 2017	

UCLA'S TRIPLE-DOUBLE NOTES

The Bruins have four triple-doubles in their record book, including three since the assist became an official NCAA stat prior to the 1983-84 season. Most recently, Kyle Anderson had a triple-double as a sophomore in Nov. 2013.

PLAYER	DATE	OPPONENT	RESULT	PTS	RBS	AST	BLK
Kyle Anderson	11/22/2013	Morehead State	W, 81-70	13	12	11	3
Toby Bailey	12/18/1995	Stephen F. Austin	W, 109-88	23	10	10	1
Jelani McCoy	12/09/1995	Maryland	W, 73-63	15	10	0	11
Bill Walton	12/08/1973	SMU	W, 77-60	25	16	11	–

- As a freshman in 2018-19, Moses Brown finished with 23 points, 14 rebounds and eight blocks in the Bruins' 95-58 victory against Saint Francis U (Nov. 16, 2018). He became UCLA's first player since Jerome Moiso (Jan. 22, 2000, versus Arizona State) to have recorded at least 20 points and five blocks in a game. The Bruins have not had any player with a triple-double of the point-rebound-block variety since Jelani McCoy on Dec. 9, 1995 (stats located above).
- This season, Chris Smith had 26 points, 12 rebounds and six assists in a triple-overtime victory over Pepperdine (Nov. 27). During the 2017-18 campaign, Aaron Holiday came close to notching a triple-double with 23 points, nine assists and six rebounds in an 82-79 victory at home against USC (Feb. 3, 2018). Holiday also approached triple-double territory in a win over Stanford (March 8, 2018), recording a career-high-tying 34 points, eight assists and seven rebounds.

THIS SEASON'S DOUBLE-DOUBLE TALLY

Jalen Hill has registered a team-best eight career double-doubles. Cody Riley has two double-doubles this season.

Jalen Hill	DATE	W/L	RESULT	SITE	PTS	REB	AST	MIN
vs. Seattle	12-03-2020	W	78-52	Home	11	10	3	25

Hill has eight career double-doubles, including one this season.

Cody Riley	DATE	W/L	RESULT	SITE	PTS	REB	AST	MIN
at San Diego State	11-25-2020	L	58-73	Away	14	12	1	31
vs. San Diego	12-09-2020	W	83-56	Home	11	10	2	21

Riley has four career double-doubles, including two this season.

Chris Smith	DATE	W/L	RESULT	SITE	PTS	REB	AST	MIN
vs. Pepperdine	12-27-2020	W	107-98	Neutral	26	12	6	51

Smith has four career double-doubles, including one this season.

Tyger Campbell	DATE	W/L	RESULT	SITE	PTS	REB	AST	MIN
vs. California	12-06-2020	W	76-56	Home	11	4	12	29

Campbell has three career double-doubles (point-assist), including one this season.

Jaime Jaquez Jr.	DATE	W/L	RESULT	SITE	PTS	REB	AST	MIN
vs. Pepperdine	12-27-2020	W	107-98	Neutral	16	11	5	55

Jaquez Jr. has three career double-doubles, including one this season.

UCLA IN OVERTIME

The Bruins have won five of their past six overtime contests. UCLA went 1-1 in overtime last season (both contests against Washington State). In 2018-19, the Bruins went 3-0 in overtime games. That season, UCLA registered road victories at Oregon and California and at home against USC. In 2017-18, the Bruins played in five overtime contests, with one of those games pushing into two overtime sessions. UCLA went 2-3 in those five overtime games.

HEADED TO DOUBLE OVERTIME

Two of UCLA's last three double overtime games have come against the Stanford Cardinal. In 2017-18, the Bruins absorbed a 107-99 double overtime loss at Stanford. UCLA's last win in double overtime occurred against Stanford in Pauley Pavilion (Jan. 8, 2015). In that Pac-12 game, freshman Kevon Looney totaled 27 points and 19 rebounds to help the Bruins overcome a 14-point deficit with just over nine minutes remaining in the second half.

The list of games below includes UCLA's overtime results since the start of the 1986-87 season.

Date	Opponent	W/L	Score
11/27/20	Pepperdine	W	107-98 N 3-OT
02/13/20	Washington State	W	86-83 H 1-OT
01/04/20	Washington State	L	71-79 A 1-OT
02/28/19	USC	W	93-88 H 1-OT
02/13/19	California	W	75-67 A 1-OT
01/10/19	Oregon	W	87-84 A 1-OT
03/09/18	Arizona	L	67-78 N 1-OT
02/17/18	Oregon	W	86-78 H 1-OT
01/04/18	Stanford	L	99-107 A 2-OT
12/09/17	Michigan	L	69-78 A 1-OT
11/15/17	Central Arkansas	W	106-101 H 1-OT
01/01/16	Washington	L	93-96 A 2-OT
11/13/15	Monmouth	L	81-84 H 1-OT
01/08/15	Stanford	W	86-81 H 2-OT
02/27/14	Oregon	L	83-87 H 2-OT
02/27/13	Arizona State	W	79-74 H 1-OT
01/30/13	USC	L	71-75 H 1-OT
12/28/12	Missouri	W	97-94 H 1-OT
11/13/12	UC Irvine	W	80-79 H 1-OT
03/05/11	Washington State	W	58-54 A 1-OT
02/20/11	California	L	72-76 A 1-OT
01/29/11	Arizona State	W	73-72 A 1-OT
01/28/10	Oregon	L	66-71 A 1-OT
01/06/10	California	W	76-75 A 1-OT
11/16/09	Cal State Fullerton	L	65-68 H 2-OT
01/17/09	Arizona State	L	58-61 H 1-OT
03/06/08	Stanford	W	77-67 H 1-OT
03/08/07	California	L	69-76 N 1-OT
03/02/06	California	W	67-58 A 1-OT
02/03/05	Washington State	W	58-56 A 1-OT
01/06/05	Washington State	W	80-77 H 2-OT
02/25/04	USC	L	77-78 A 1-OT
02/12/04	Arizona State	L	62-74 A 1-OT
01/10/04	Washington	W	86-84 A 1-OT
12/13/03	Loyola Marymount	W	69-66 H 1-OT
03/13/03	Arizona	W	96-89 N 1-OT
02/20/03	California	W	76-75 H 1-OT
01/30/03	Oregon	L	91-96 H 1-OT
11/26/02	San Diego	L	81-86 H 1-OT
03/17/02	Cincinnati	W	105-101 N 2-OT
02/24/01	Oregon State	W	68-65 A 1-OT
02/15/01	Arizona	W	79-77 H 1-OT
11/10/00	Kentucky	W	97-92 N 1-OT
03/04/00	Stanford	W	94-93 A 1-OT
12/23/99	South Florida	W	103-98 N 1-OT
01/04/99	Arizona State	W	88-85 H 1-OT
02/18/98	USC	W	82-75 A 1-OT
03/20/97	Iowa State	W	74-73 N 1-OT
01/30/97	Oregon	L	85-87 A 1-OT
01/18/97	Arizona	W	84-78 H 1-OT
11/20/96	Tulsa	L	76-77 H 1-OT
03/07/96	Washington	W	91-88 H 1-OT
01/04/96	Washington State	W	78-73 A 1-OT
02/16/95	Arizona State	W	82-77 H 1-OT
03/21/93	Michigan	L	84-86 N 1-OT
01/18/92	Oregon State	W	87-81 H 1-OT
02/10/91	Arizona	L	94-105 H 1-OT
01/24/91	Oregon State	L	96-97 A 2-OT
02/20/88	Arizona	L	76-78 H 1-OT
12/23/87	Stanford	L	110-116 A 2-OT
01/18/87	Oregon State	W	69-67 H 1-OT

AGAINST TOP-RANKED OPPONENTS

UCLA has logged six wins over top-10 teams since the start of the 2015-16 season. The Bruins have won four of their last seven meetings against top-five ranked teams. The Bruins last faced a team ranked among the AP "top 10" in Nov. 2019.

The last time that UCLA ...

Faced a top-10 team:	vs. No. 3 Michigan State	L, 62-75	Nov. 27, 2019
Faced a top-10 team at home:	vs. No. 5 Oregon	W, 82-79	Feb. 9, 2017
Faced a top-10 team in a true road game:	at No. 4 Arizona	W, 77-72	Feb. 25, 2017
Defeated a top-10 team:	vs. No. 7 Kentucky	W, 83-75	Dec. 23, 2017
Defeated a top-10 team in a true road game:	at No. 4 Arizona	W, 77-72	Feb. 25, 2017
Faced a top-10 non-conference team:	vs. No. 3 Michigan State	L, 62-75	Nov. 27, 2019
Faced a top-10 non-conference team at home:	vs. No. 1 Kentucky	W, 87-77	Dec. 3, 2015
Defeated a top-10 non-conference team:	vs. No. 7 Kentucky	W, 83-75	Dec. 23, 2017
Defeated a top-10 non-conference team at home:	vs. No. 1 Kentucky	W, 87-77	Dec. 3, 2015
Defeated a top-10 non-conference team (road/neutral):	vs. No. 7 Kentucky	W, 83-75	Dec. 23, 2017

AGAINST NUMBER ONE

Since the start of the 2015-16 season, UCLA has gone 2-3 against the No. 1-ranked team (as ranked in that week's AP poll). Four seasons ago, the Bruins defeated No. 1 Kentucky (Dec. 3, 2016) in their first trip to Rupp Arena. Other recent meetings against the nation's No. 1-ranked team have occurred in Dec. 2015 (vs. Kentucky), in Dec. 2014 (vs. Kentucky), in Jan. 2014 (vs. Arizona) and in March 2014 (vs. Florida). UCLA has gone 12-22 all-time against the AP's No. 1-ranked team.

The Last Time ...	Date	Result	Score	Opponent	Venue
Played No. 1 team	12/03/2016	W	97-92	Kentucky	Rupp Arena
Defeated No. 1 team	12/03/2016	W	97-92	Kentucky	Rupp Arena
Defeated No. 1 team at home	12/03/2015	W	87-77	Kentucky	Pauley Pavilion
Defeated No. 1 team on road	12/03/2016	W	97-92	Kentucky	Rupp Arena

HEADED TO WESTWOOD

UCLA received signed National Letters of Intent from high school seniors Will McClendon and Peyton Watson during the early signing period, as announced by head coach Mick Cronin on Nov. 12.

Both students will enroll as freshmen at UCLA in 2021-22. Watson, a 6-foot-7 guard from Long Beach, Calif., averaged 23.2 points, 8.0 rebounds and 3.0 assists per game at Long Beach Poly last season. Currently a senior with the Jackrabbits, Watson has been ranked No. 8 in his high school class by 247Sports.com (and No. 17 by Rivals.com). McClendon, a 6-foot-4 guard who has excelled at Bishop Gorman High School (Las Vegas), registered 16.0 points, 5.0 rebounds, 4.0 assists and 3.0 steals per game last season. Now in his senior year at Bishop Gorman, McClendon has been ranked No. 37 in his high school class by Rivals.com and 247Sports.com.

Watson has been ranked as the state of California's No. 1 player by ESPN.com. In 2019-20, Watson guided Long Beach Poly to the program's 11th consecutive Moore League title before earning All-CIF Southern Section Division I honors. As a sophomore (2018-19), he helped Long Beach Poly to a 12-0 league record. In last season's regular-season finale, he finished with 28 points, 11 rebounds and three blocks as the Jackrabbits clinched the Moore League title.

McClendon helped lead Bishop Gorman to the program's ninth consecutive state title during his junior campaign (2019-20), as the Gaels took down Desert Pines, 65-37, in the Nevada Class 4A state title contest at Lawlor Events Center in Reno, Nev. He scored a team-leading 14 points in the championship victory as Bishop Gorman concluded the season with a 29-3 record. McClendon secured first-team All-Southern Nevada honors at the end of his junior season.

UCLA VERSUS RANKED TEAMS

• The Bruins' 2019-20 team finished the season with wins over three "top 25" ranked teams in the second half of the season. In fact, the Bruins won the final three games that they played against ranked opponents – at home against Colorado (Jan. 30), at Arizona (Feb. 8) and at Colorado (Feb. 22). UCLA had not won three games against ranked opponents in a one-month span since March 2008.

• Kentucky was ranked No. 1 in the nation in the AP and USA Today Coaches polls when UCLA faced them in Dec. 2014, Dec. 2015 and Dec. 2016. UCLA's win at Rupp Arena on Dec. 3, 2016 marked the Bruins' first victory on the road at a No. 1-ranked team since Feb. 3, 2001 (when UCLA knocked off Stanford, 79-73). UCLA had not played a road game at the No. 1-ranked team since Feb. 13, 2003. The Bruins lost that game at No. 1 Arizona, 106-70.

• The Bruins' victory at Kentucky on Dec. 3, 2016 marked the program's first victory in a true road game against the nation's No. 1 team since Feb. 3, 2001, when UCLA knocked off Stanford, 79-73, in Maples Pavilion. Since the start of the 1999-2000 season, UCLA has gone 6-8 against the No. 1-ranked team. Through the previous five seasons, UCLA has gone 2-3 against the nation's No. 1-ranked team (as ranked in that week's AP poll).

UCLA vs. RANKED TEAMS
SINCE 2005-06 (AP POLL)

DATE	TEAM	Score	Opp.	UCLA
12/19/20	Ohio State	L 70-77	20	–
02/22/20	Colorado	W 70-63	18	–
02/08/20	Arizona	W 65-52	23	–
01/30/20	Colorado	W 72-68	20	–
01/26/20	Oregon	L 75-96	12	–
11/27/19	Michigan State	L 62-75	3	–
12/22/18	Ohio State	L 66-80	15	–
11/23/18	North Carolina	L 78-94	7	17
11/22/18	Michigan State	L 67-87	11	17
03/09/18	Arizona	L 67-78 (OT)	15	–
02/08/18	Arizona	W 82-74	13	–
12/23/17	Kentucky	W 83-75	7	–
12/16/17	Cincinnati	L 63-77	25	–
03/24/17	Kentucky	L 75-86	5	8
03/19/17	Cincinnati	W 79-67	18	8
03/10/17	Arizona	L 75-86	7	3
02/25/17	Arizona	W 77-72	4	5
02/09/17	Oregon	W 82-79	5	10
01/21/17	Arizona	L 85-96	14	3
12/28/16	Oregon	L 87-89	21	2
12/03/16	Kentucky	W 97-92	1	11
03/02/16	Oregon	L 68-76	9	–
02/12/16	Arizona	L 75-81	17	–
01/07/16	Arizona	W 87-84	7	–
12/19/15	North Carolina	L 76-89	11	22
12/12/15	Gonzaga	W 71-66	20	–
12/03/15	Kentucky	W 87-77	1	–
11/24/15	Kansas	L 73-92	5	–
03/27/15	Gonzaga	L 62-74	7	–
03/19/15	SMU	W 60-59	20	–
03/13/15	Arizona	L 64-70	5	–
02/21/15	Arizona	L 47-57	7	–
01/29/15	Utah	W 69-59	11	–
01/04/15	Utah	L 39-71	10	–
12/20/14	Kentucky	L 44-83	1	–
11/13/14	Gonzaga	L 74-87	9	–
11/27/14	North Carolina	L 56-78	5	22
03/27/14	Florida	L 68-79	1	20
03/15/14	Arizona	W 75-71	4	–
01/16/14	Colorado	W 69-56	21	25
01/09/14	Arizona	L 75-79	1	–
12/19/13	Duke	L 63-80	8	–
03/15/13	Arizona	W 66-64	18	24
03/02/13	Arizona	W 74-69	11	–
01/24/13	Arizona	W 84-73	6	–
01/19/13	Oregon	L 67-76	21	24
12/28/12	Missouri	W 97-94 (OT)	7	–

DATE	TEAM	Score	Opp.	UCLA
12/01/12	San Diego State	L 69-78	23	24
11/23/11	Michigan	L 63-79	15	–
11/22/11	Kansas	L 56-72	14	–
03/19/11	Florida	L 65-73	15	–
02/26/11	Arizona	W 71-49	10	–
12/18/10	BYU	W 86-79	16	–
12/02/10	Kansas	L 76-77	4	–
11/24/10	Villanova	L 70-82	7	–
12/06/09	Kansas	L 61-73	1	–
11/27/09	Butler	L 67-69	12	–
03/21/09	Villanova	L 69-89	11	18
02/19/09	Washington	W 85-76	22	20
02/12/09	Arizona State	L 67-74	18	11
01/17/09	Arizona State	L 58-61 (OT)	16	9
12/04/08	Texas	L 64-68	8	12
04/05/08	Memphis	L 63-78	2	3
03/29/08	Xavier	W 76-57	12	3
03/15/08	Stanford	W 67-64	11	3
03/06/08	Stanford	W 77-67 (OT)	7	3
02/07/08	Washington St.	W 67-59	17	5
01/12/08	Washington St.	W 81-74	4	5
01/03/08	Stanford	W 76-67	20	5
12/02/07	Texas	L 61-63	8	2
11/20/07	Michigan State	W 68-63	10	2
03/31/07	Florida	L 66-76	3	7
03/24/07	Kansas	W 68-55	2	7
03/22/07	Pittsburgh	W 64-55	10	7
03/01/07	Washington St.	W 53-45	13	2
02/17/07	Arizona	W 81-66	19	5
02/07/07	USC	W 70-65	19	2
02/01/07	Oregon	W 69-57	9	5
01/20/07	Arizona	W 73-69	11	3
01/06/07	Oregon	L 66-68	16	1
12/31/06	Washington	W 96-74	13	1
12/09/06	Texas A&M	W 65-62	6	1
11/22/06	Georgia Tech	W 88-73	19	5
11/21/06	Kentucky	W 73-68	20	5
04/03/06	Florida	L 57-73	10	7
04/01/06	LSU	W 59-45	19	7
03/25/06	Memphis	W 50-45	4	7
03/23/06	Gonzaga	W 73-71	5	7
02/11/06	Washington	L 67-70	21	13
01/21/06	West Virginia	L 56-60	12	18
01/14/06	Washington	L 65-69	13	11
01/05/06	Arizona	W 85-79	21	17
12/10/05	Nevada	W 67-56	17	16
11/23/05	Memphis	L 80-88	11	16

BRUINS IN THE NBA (DECEMBER 2020)

Player	NBA Team	NBA Season	Years in NBA	Years at UCLA
Kyle Anderson	Memphis Grizzlies	7th season	2015-2020	2013-2014
Trevor Ariza	Oklahoma City Thunder	17th season	2005-2020	2004
Lonzo Ball	New Orleans Pelicans	4th season	2018-2020	2017
Moses Brown	Oklahoma City Thunder	2nd season	2020	2019
Aaron Holiday	Indiana Pacers	3rd season	2019-2020	2016-2018
Jrue Holiday	Milwaukee Bucks	12th season	2010-2020	2009
Zach LaVine	Chicago Bulls	7th season	2015-2020	2014
Kevin Love	Cleveland Cavaliers	13th season	2009-2020	2008
Norman Powell	Toronto Raptors	6th season	2016-2020	2012-2015
Russell Westbrook	Washington Wizards	13th season	2009-2020	2007-2008

• Since 1948, UCLA has produced the second-most NBA draft selections (121) ... Kentucky tops that list with 134 ... trailing Kentucky and UCLA are North Carolina (116) and Duke (100) ... during the 2019-20 NBA season, UCLA had 14 former players in action ... Trevor Ariza is the most veteran of the group, having entered the league in 2004-05.

• With the NBA's 2020-21 season now underway, UCLA has 11 former players currently on NBA rosters. Four of these players have switched teams in the offseason. Russell Westbrook will begin his 13th year in the NBA, his first season with the Washington Wizards. Also on the move has been Jrue Holiday (to Milwaukee), Trevor Ariza (to Oklahoma City) and Moses Brown (to Oklahoma City). The NBA's regular season began on Tuesday, Dec. 22.

• Zach LaVine, a first-round pick by Minnesota in 2014, had a productive 2019-20 season with the Chicago Bulls. He averaged a career-best 25.5 points per game and 4.8 rebounds per game. The former standout at Bothell High School (Bothell, Wash.) has spent the previous three seasons with the Chicago Bulls (and is entering his seventh NBA season).

• In 2016-17, Russell Westbrook became the third player from UCLA to secure NBA Most Valuable Player acclaim ... Kareem Abdul-Jabbar (known as Lew Alcindor while in college) earned MVP honors six times (1971, 1972, 1974, 1976, 1977 and 1980) and Bill Walton was named the league's MVP in 1978 ... in the summer of 2017, UCLA became the first school in the nation to have produced three players who have won the NBA's Most Valuable Player Award.

• Russell Westbrook was named MVP of the NBA All-Star Game in 2015 and 2016 ... this season, Westbrook was selected to compete in the NBA's All-Star Game for the ninth time ... in 2017, he scored 41 points in the contest ... Kevin Love, who was teammates with Westbrook at UCLA in 2007-08, was chosen in 2017-18 for the fifth time in his career.

• UCLA's former guards stole the show at both NBA All-Star Weekends in 2015 (New York) and 2016 (Toronto) ... during of those two All-Star Weekends, Zach LaVine won the annual Slam Dunk Contest one night before Russell Westbrook captured NBA All-Star Game Most Valuable Player (MVP) accolades.

UCLA's 1,000-POINT SCORERS

No.	Player	Points	PPG	No.	Player	Points	PPG
1.	Don MacLean (1989-92)	2608	20.5	35.	Kris Johnson (1995-98)	1294	11.6
2.	Lew Alcindor (1967-69)	2325	26.4	36.	Henry Bibby (1970-72)	1293	14.4
3.	Jason Kapono (2000-03)	2095	16.5	37.	Dan Gadzuric (1999-02)	1287	10.5
–	Reggie Miller (1984-87)	2095	17.2	38.	Thomas Welsh (2015-18)	1248	9.5
5.	Bryce Alford (2014-17)	1922	13.6	39.	Richard Washington (1974-76)	1245	14.3
6.	Toby Bailey (1995-98)	1846	14.3	40.	Willie Naulls (1954-56)	1225	15.5
7.	Ed O'Bannon (1992-95)	1815	15.1	41.	Mike Sanders (1979-82)	1210	11.1
8.	J.R. Henderson (1995-98)	1801	14.2	42.	John Moore (1952-55)	1202	11.1
9.	Trevor Wilson (1987-90)	1798	14.3	43.	Darrick Martin (1989-92)	1195	9.3
10.	Tracy Murray (1990-92)	1792	18.3	44.	Walt Torrence (1957-59)	1181	15.3
11.	Charles O'Bannon (1994-97)	1784	13.3	45.	Mike Warren (1966-68)	1176	13.7
12.	Bill Walton (1972-74)	1767	20.3	46.	Darren Daye (1980-83)	1149	10.1
13.	Josh Shipp (2005-09)	1734	12.4	47.	John Green (1960-62)	1148	14.2
14.	David Greenwood (1976-79)	1721	14.8	48.	Jordan Adams (2013-14)	1131	16.4
15.	Gail Goodrich (1963-65)	1691	18.9	49.	Tony Parker (2013-16)	1128	8.3
16.	Marques Johnson (1974-77)	1659	14.4	50.	Montel Hatcher (1984-87)	1115	9.4
17.	Darren Collison (2006-09)	1639	11.5	51.	Matt Barnes (1999-02)	1066	8.8
18.	Kenny Fields (1981-84)	1638	14.9	52.	T.J. Cummings (2001-04)	1062	9.0
19.	Shon Tarver (1991-94)	1575	12.8	53.	Dave Meyers (1973-75)	1046	11.8
20.	Arron Afflalo (2005-07)	1540	14.7	54.	Kris Wilkes (2018-19)	1025	15.5
21.	Tyus Edney (1992-95)	1515	12.1	55.	Mitchell Butler (1990-93)	1023	7.9
22.	Pooh Richardson (1986-89)	1461	12.0	–	Don Bragg (1952-55)	1023	9.5
23.	Dijon Thompson (2002-05)	1458	12.5	57.	Michael Roll (2006-10)	1008	6.9
24.	Earl Watson (1998-01)	1449	11.2				
25.	Aaron Holiday (2016-18)	1443	14.3				
26.	Isaac Hamilton (2015-17)	1426	13.7				
27.	Sidney Wicks (1969-71)	1423	15.8				
28.	Walt Hazzard (1962-64)	1401	16.1				
29.	Kiki Vandeweghe (1977-80)	1380	12.2				
30.	Norman Powell (2012-15)	1376	9.8				
31.	Curtis Rowe (1969-71)	1371	15.2				
32.	Rod Foster (1980-83)	1365	12.1				
33.	Roy Hamilton (1976-79)	1355	12.5				
34.	Keith Wilkes (1972-74)	1349	15.0				

UCLA'S CAREER SCORING LIST

Kris Wilkes became the most recent player to have crossed the 1,000-career point plateau (doing so during the 2018-19 season). Chris Smith has scored a team-leading 828 career points, 172 points shy from reaching that list which includes 57 former UCLA players.

UCLA BASKETBALL ON THE AIR

For the 13th straight season, UCLA men's basketball games are being produced by the UCLA Sports Network from Learfield IMG College, with AM 570 Fox Sports LA in Los Angeles serving as the flagship station for the network.

The 2020-21 campaign marks the 24th year of UCLA's partnership with AM 570 Fox Sports LA owner iHeartMedia (formerly Clear Channel Communications). All men's basketball games will be broadcast on KLAC (AM 570) or one of its sister iHeartMedia stations. UCLA and Learfield IMG College have agreed to terms to simulcast a significant number of men's basketball games on 97.3 THE FAN in San Diego. The primary sister station in the greater Los Angeles area is AM 1150 (KEIB).

UCLA's 2020-21 schedule will be televised live on a variety of broadcast networks. While the team's schedule remains in flux, the Bruins's basketball games are being televised on the ESPN family of networks, FOX Sports, CBS and Pac-12 Networks. CBS will televise the Bruins' matchup against Kentucky in Cleveland, slated for Saturday, Dec. 19 (as part of the CBS Sports Classic).

Josh Lewin has entered his fifth season as the play-by-play voice for the UCLA men's basketball and football teams. In addition to calling UCLA games, he recently handled broadcasting duties for a select number of Boston Red Sox games. Prior to his work with Boston, Lewin spent seven seasons as a play-by-play voice for the New York Mets. He served as the voice of the San Diego Chargers for 12 seasons (2005-17), before the team relocated to Los Angeles. Lewin has over two decades of experience calling NFL, MLB, NHL and NCAA football and basketball contests.

Tracy Murray is now in his 12th season as a radio analyst. Murray, who played at UCLA (1990-92) before enjoying a 12-year NBA career, spent the 2015-16 season as a shooting coach for the Los Angeles Lakers. Previously, he served as a radio analyst with UCLA from 2008-15. Murray ranks 10th on UCLA's all-time scoring list with 1,792 career points in 98 games.

Fans around the nation can also follow UCLA games on SIRIUS and XM Satellite Radio, as well as the Tuneln app and website (Tuneln.com). UCLA's broadcasts can also be heard online by visiting ucla.leanplayer.com.



Josh Lewin (left) and Tracy Murray

HEAD COACH MICK CRONIN – YEAR-BY-YEAR SUMMARY

Year	School	Record	Pct.	League	Pct.	Finish	Postseason
2003-04	Murray State	28-6	.824	14-2	.875	2nd	NCAA First Round (0-1)
2004-05	Murray State	17-11	.607	11-5	.688	t-2nd	—
2005-06	Murray State	24-7	.774	17-3	.850	1st	NCAA First Round (0-1)
2006-07	Cincinnati	11-19	.367	2-14	.125	16th	—
2007-08	Cincinnati	13-19	.406	8-10	.444	10th	CBI Tournament First Round (0-1)
2008-09	Cincinnati	18-14	.563	8-10	.444	9th	—
2009-10	Cincinnati	19-16	.543	7-11	.389	11th	NIT Second Round (1-1)
2010-11	Cincinnati	26-9	.743	11-7	.611	t-6th	NCAA Second Round (1-1)
2011-12	Cincinnati	26-11	.703	12-6	.667	t-4th	NCAA Sweet 16 (2-1)
2012-13	Cincinnati	22-12	.647	9-9	.500	t-9th	NCAA First Round (0-1)
2013-14	Cincinnati	27-7	.794	15-3	.833	t-1st	NCAA First Round (0-1)
2014-15	Cincinnati	23-11	.676	13-5	.722	t-3rd	NCAA Second Round (1-1)
2015-16	Cincinnati	22-11	.667	12-6	.667	t-3rd	NCAA First Round (0-1)
2016-17	Cincinnati	30-6	.833	16-2	.889	2nd	NCAA Second Round (1-1)
2017-18	Cincinnati	31-5	.861	16-2	.889	1st	NCAA Second Round (1-1)
2018-19	Cincinnati	28-7	.800	14-4	.778	2nd	NCAA First Round (0-1)
2019-20	UCLA	19-12	.613	12-6	.667	2nd	—
2020-21	UCLA	5-2	.714	1-0	1.000	—	—
3 seasons at Murray State		69-24	.742	42-10	.808	—	2 NCAA Tournaments
13 seasons at Cincinnati		296-147	.668	143-89	.616	—	9 NCAA Tournaments
2 seasons at UCLA		24-14	.632	13-6	.684	—	—
OVERALL		389-185	.678	198-105	.653	—	11 NCAA Tournaments

NOTES ON MICK CRONIN

- Now in his 18th season as a head coach ... was named UCLA's head coach on April 9, 2019, becoming the 14th head coach in the history of the Bruins' basketball program ... spent the prior 13 seasons at Cincinnati, where he guided the Bearcats to each of the previous nine NCAA Tournaments ... through 16 seasons as a head coach, has earned 11 NCAA Tournament berths.
- Coached in the Big East Conference during his first seven seasons at Cincinnati, a league that had either 15 or 16 teams during that span ... Cincinnati moved to the American Athletic Conference prior to the 2013-14 school year ... the Pac-12 Conference will mark the fourth league in which Cronin has served as a head coach.
- Cronin is one of six head coaches in college basketball to have led his teams to the past nine NCAA Tournaments ... the other five head coaches on that list are Mark Few (Gonzaga), Tom Izzo (Michigan State), Mike Krzyzewski (Duke), Bill Self (Kansas) and Roy Williams (North Carolina).

Mick Cronin's Career Records vs. Opponents

Alabama	1-0	George Mason	1-0	North Carolina	0-2	St. John's	5-6
Alabama State	2-0	George Washington	1-0	North Carolina A&T	1-0	St. Mary's	0-1
Albany	1-0	Georgetown	6-6	North Carolina Central	3-0	Stanford	0-1
Arizona State	1-1	Georgetown College	1-0	Northern Kentucky	1-0	Stony Brook	1-0
Arizona	2-0	Georgia	1-0	Northwestern State	1-0	Syracuse	2-6
Arkansas Little Rock	1-0	Georgia Southern	1-0	Notre Dame	3-8	TCU	1-0
Arkansas Pine Bluff	5-0	Georgia State	1-0	Oakland	1-0	Temple	9-3
Arkansas Tech	1-0	Gonzaga	0-1	Ohio	0-1	Tennessee	0-1
Appalachian State	1-0	Harvard	0-1	Ohio State	0-4	Tennessee State	5-1
Austin Peay	4-1	High Point	1-0	Oklahoma	2-0	Tennessee-Martin	9-0
Belmont	0-1	Hofstra	0-1	Oregon	1-1	Tennessee Tech	3-2
Bowling Green	2-1	Houston	10-4	Oregon State	1-0	Texas	1-0
Bradley	0-1	Howard	1-0	Penn State	1-0	Texas A&M Corpus Christi	1-1
Brown	1-0	Illinois	0-1	Pepperdine	1-0	Texas San Antonio	2-0
Buffalo	1-0	Illinois-Chicago	1-0	Pittsburgh	4-8	Texas Southern	3-0
Butler	0-2	Illinois State	0-1	Prairie View A&M	1-0	Toledo	2-0
BYU	0-1	Iowa	0-1	Presbyterian	0-1	Tulane	6-1
Cal State Bakersfield	1-0	Iowa State	2-1	Providence	4-5	Tulsa	8-1
Cal State Fullerton	0-1	Jacksonville State	6-0	Purdue	1-0	UAB	1-4
California	2-0	Kansas State	1-0	Purdue Fort Wayne	1-0	UC Davis	1-0
Campbell	2-0	Kennesaw State	1-0	Radford	1-0	UCLA	2-1
Campbellsville	1-0	Kentucky	0-1	Rhode Island	0-1	UC Santa Barbara	1-0
Central Florida	10-2	Lipscomb	2-0	Rice	2-0	UMass Lowell	1-0
Central Michigan	1-0	Long Beach State	1-0	Richmond	1-0	UNLV	3-0
Chaminade University	1-0	Louisville	5-7	Robert Morris	1-0	USC	0-2
Charleston Southern	1-0	Marquette	4-4	Rutgers	9-3	Utah	2-0
Chicago State	3-0	Marshall	2-1	Samford	3-3	Utah Valley	1-0
Cincinnati	0-1	Maryland	1-0	San Diego	1-0	Vanderbilt	1-0
Cleveland State	1-0	Maryland Eastern Shore	1-0	San Diego State	1-1	VCU	1-1
Coastal Carolina	2-0	Memphis	10-5	San Jose State	1-0	Villanova	4-4
Colorado	2-0	Miami (Ohio)	5-0	Savannah State	2-0	Wagner	2-0
Connecticut	15-11	Michigan State	0-1	Seattle	1-0	Washington	2-0
Coppin State	1-0	Middle Tennessee	2-0	Seton Hall	4-3	Washington State	2-1
Creighton	0-1	Milwaukee	1-0	SIU Edwardsville	2-0	Weber State	1-0
Dayton	1-1	Mississippi	1-1	SMU	11-4	West Florida	1-0
Delaware State	2-0	Mississippi State	2-1	South Carolina State	1-0	West Virginia	3-5
Denver	1-0	Mississippi Valley State	1-0	South Carolina Upstate	2-0	Western Carolina	3-0
DePaul	6-3	Missouri	1-1	South Dakota	1-0	Western Illinois	1-0
East Carolina	5-2	Morehead State	1-0	South Florida	14-4	Western Kentucky	1-1
Eastern Illinois	6-1	Morgan State	1-0	Southeast Missouri	5-2	Wichita State	4-1
Eastern Kentucky	6-1	Mount St. Mary's	1-0	Southeastern Louisiana	1-0	Winthrop	1-0
Fairfield	1-0	N.C. State	3-1	Southern Illinois	1-2	Wright State	3-0
Fairleigh Dickinson	1-0	Nebraska	2-1	Southern Mississippi	1-0	Wofford	0-1
Florida	0-1	Nevada	0-1	Southern Utah	1-0	Wyoming	1-0
Florida A&M	1-0	New Mexico	0-2	St. Francis (Pa.)	2-0	Xavier	5-8
Florida State	1-1	Norfolk State	1-0	St. Joseph's	0-1		

MICK CRONIN

The Michael Price Family UCLA Men's Head Basketball Coach



Record at UCLA
24-14 (2nd season)
Overall Record
389-185 (18th season)

Mick Cronin has entered his second season as UCLA's head coach, having been named the 14th head coach in the history of the Bruins' basketball program on April 9, 2019. Cronin, 49, arrived in Westwood after spending the previous 13 seasons as

head coach at his alma mater, the University of Cincinnati. He served as the head coach at Murray State for three seasons, prior to taking the head coaching position at Cincinnati.

Cronin was named the 2020 Pac-12 Conference Coach of the Year, marking the third conference in which he secured "Coach of the Year" acclaim. He was named the American Athletic Conference's Coach of the Year (AAC) in 2014, while at Cincinnati. In addition, he was named the Ohio Valley Conference Coach of the Year (OVC) in 2006, his third and final season at that program. In addition, Cronin was honored as the Sporting News National Coach of the Year in 2018, having led Cincinnati to a 31-5 overall record that season.

Cronin entered the 2020-21 season having compiled the most head coaching victories at the NCAA Division I level (384) among active head coaches under the age of 50. Cronin will turn 50 years old next summer.

Last season, Cronin led the Bruins to a 19-12 overall record and a 12-6 mark in the Pac-12 Conference. That marked UCLA's highest finish in the Pac-12 regular-season standings since finishing in second place in 2013-14. The Bruins went 8-9 to open the season before winning 11 of their final 14 games (including wins against three top-25 ranked programs in January and February).

Before he became UCLA's head coach, Cronin led Cincinnati to consecutive NCAA Tournaments the previous nine years. He guided Cincinnati to a pair of back-to-back 30-plus win seasons in 2017 and 2018, and coached the Bearcats to the American Athletic Conference (AAC) Tournament title in 2018 and 2019.

LOOKING BACK AT 2018-19

Cronin helped Cincinnati to a 28-7 overall record in 2018-19, the third consecutive year in which the Bearcats won at least 28 games. In fact, through his final three years at Cincinnati, he registered an 89-18 record with the Bearcats (winning percentage of .832). The Bearcats went 14-4 in American Athletic Conference play that season, finishing second in the conference standings behind Houston (16-2). Cincinnati captured the AAC Tournament title for the second consecutive season, taking down Houston in the championship contest, 69-57.

PRIOR TO BECOMING A HEAD COACH

Cronin became a head coach at Murray State (Murray, Kentucky) at the age of 32, prior to the 2003-04 school year. The son of longtime high school coach Hep Cronin, Mick Cronin served as an assistant varsity coach and head junior varsity coach at Woodward High School while he was completing his undergraduate studies at Cincinnati. He served as the video coordinator and later as an assistant coach for head coach Bob Huggins at Cincinnati (assistant coach from 1997 through 2001). He joined the coaching staff at Louisville prior to the 2001-02 school year, serving as the program's associate head coach for Rick Pitino. After two seasons on the staff at Louisville, Cronin became the head coach at Murray State. In three seasons at Murray State, Cronin led the Racers to a pair of NCAA Tournament appearances and a combined record of 69-24. Cronin compiled a 42-10 record in the Ohio Valley Conference during his three seasons at Murray State.

ABOUT UCLA's COACHING STAFF



DARREN SAVINO
Associate Head Coach, 2nd season
Alma Mater: Jersey City College '16

- Currently in his second season working at UCLA ... prior to coaching the Bruins, he had served the previous nine years as an assistant coach at Cincinnati (working alongside head coach Mick Cronin) ... helped guide Cincinnati to a record of 235-79 through nine seasons.
- Played a pivotal role in helping the Bruins win 11 of their final 14 games in 2019-20 ... UCLA finished 19-12 overall and secured a second-place finish in the Pac-12 standings.
- Coached Cincinnati's program to nine consecutive NCAA Tournament appearances from 2011 through 2019 ... in his final season with the Bearcats, Cincinnati went 28-7 and won the American Athletic Conference Tournament title ... Coach Savino was elevated to the role of associate head coach at Cincinnati in April 2018.
- Through the final three seasons at Cincinnati, helped the Bearcats' program to an 89-18 record, including consecutive American Athletic Conference Tournament championships in 2018 and 2019.
- In addition to coaching at Cincinnati, Coach Savino's previous coaching roles have included stints at Rutgers, Murray State (alongside head coach Mick Cronin), Quinnipiac, East Carolina and St. John's.
- Grew up in New Jersey, where he played at St. Anthony High School for legendary head coach Bob Hurley, Sr. ... played college basketball in the early 1990s at Jersey City College, competing for the team that advanced to the 1992 NCAA Division III Final Four ... while in high school, teamed with Bobby Hurley and Roderick Rhodes to win the USA Today national championship during his senior season ... began his coaching career as a junior varsity and assistant varsity coach at Marist High School (Bayonne, N.J.).



ROD PALMER
Assistant Coach, 2nd season
Alma Mater: UC Irvine '90

- Currently in his second season as an assistant coach at UCLA ... has served as a coach in the Southern California region for over 26 years ... prior to joining the Bruins' program, he was an assistant coach at San Diego State in 2018-19.
- In his first season in Westwood (2019-20), helped UCLA win 11 of their final 14 games ... UCLA finished the season 19-12 overall and secured a second-place finish in the Pac-12 standings.
- Served as an assistant coach at Long Beach State for 11 seasons (from 2007-08 through 2017-18) ... helped Long Beach State advance to the NCAA Tournament in 2012 and guided the program to Big West Conference crowns in 2011, 2012 and 2013.
- Through 11 seasons with Long Beach State, Palmer helped guide the program to a combined Big West record of 114-64, registering a winning percentage of .640 ... several of the most notable student-athletes who Palmer recruited and coached included James Ennis, Casper Ware, Mike Caffey, Justin Bibbins and Larry Anderson.
- Prior to his time at Long Beach State, spent 14 seasons as a high school coach in Los Angeles ... was the head coach at Centennial High School (Compton) from 2000-07 and at Compton High School from 1993-00 ... his teams at Centennial won the CIF Division III Southern Regional title in 2002 and 2004, while his 2006 squad captured the CIF Division III-A Championship.
- Attended Dominguez High School and spent his first two years of college playing basketball at UCLA (1985-86, 1986-87) ... transferred to UC Irvine after his sophomore season, where he graduated in 1990.



MICHAEL LEWIS
Assistant Coach, 2nd season
Alma Mater: Indiana '00

- Currently in his second season as an assistant coach with the Bruins ... prior to joining UCLA's program, he had served as an assistant coach the previous three seasons at Nebraska (2016-17 through 2018-19).
- In his first season at UCLA (2019-20), helped the Bruins to victories in 11 of their last 14 contests ... UCLA finished the season 19-12 overall and secured a second-place finish in the Pac-12 standings.
- Helped guide Nebraska to 41 victories the past two seasons, marking the Huskers' best two-year win total since 1992 ... through three seasons as a coach at Nebraska, helped the Huskers' program to a record of 53-47 (the school's best three-year win total in nearly 10 seasons).
- Prior to his time at Nebraska, served as an assistant coach for five seasons at Butler and for six seasons at Eastern Illinois ... through his five seasons as a coach at Butler, guided the Bulldogs to a record of 108-63 and four postseason appearances (including three NCAA Tournament berths) ... worked with head coaches Brad Stevens, Brandon Miller and Chris Holtmann at Butler.
- While coaching at Eastern Illinois, Lewis was named one of the "Top Five" assistant coaches in the Ohio Valley Conference (OVC) by FoxSports.com in 2010 ... arrived at Eastern Illinois after serving as a graduate assistant for two seasons at Texas Tech.
- Played college basketball at Indiana from 1997-2000, serving as team captain his senior season and securing third-team All-Big Ten Conference honors ... played for head coach Bob Knight ... now ranks second on the school's all-time assists list (545) behind Yogi Ferrell (633) ... Lewis and former Indiana standout Keith Smart are the program's only players to have ever recorded a program-best 15 assists in one game ... Lewis had 15 assists versus Iowa in the Hoosiers' regular-season finale on Feb. 28, 1998.

MISCELLANEOUS STATS

CAREER TOTALS (alphabetical by class)				
PLAYER	GP	PTS	REB	AST
Chris Smith	104	828	397	124
Jules Bernard	70	484	217	56
Jalen Hill	68	458	442	83
Cody Riley	68	508	298	56
David Singleton	69	330	110	68
Russell Stong	11	2	0	1
Tyger Campbell	38	334	95	204
Jaime Jaquez Jr.	38	371	191	55
Johnny Juzang ^	31	114	62	12
Jake Kyman	33	159	40	10
Kenneth Nwuba	20	7	14	2
Jaylen Clark	6	10	4	0
Logan Cremonesi	1	0	0	0

^ statistics for Johnny Juzang include games played at Kentucky (2019-20)

PLAYER	GAMES PLAYED		STARTS	
	20-21	CAREER	20-21	CAREER
Jules Bernard	7	70	5	8
Tyger Campbell	7	38	7	38
Jalen Hill	5	68	0	40
Jaime Jaquez Jr.	7	38	7	30
Johnny Juzang ^	3	31	2	4
Jake Kyman	7	33	0	0
Kenneth Nwuba	3	20	0	0
Cody Riley	7	68	7	32
David Singleton	7	69	0	19
Chris Smith	7	104	7	45
Russell Stong	2	11	0	0
Jaylen Clark	6	6	0	0
Logan Cremonesi	1	1	0	0

^ statistics for Johnny Juzang include games played at Kentucky (2019-20)

PLAYER	DOUBLE-FIGURE POINTS		DOUBLE-FIGURE REBOUNDS	
	20-21	CAREER	20-21	CAREER
Jules Bernard	3	19	0	0
Tyger Campbell	4	17	0	0
Jalen Hill	3	17	2	12
Jaime Jaquez Jr.	5	19	1	4
Johnny Juzang ^	2	4	0	0
Jake Kyman	0	4	0	0
Cody Riley	4	25	2	5
David Singleton	0	7	0	0
Chris Smith	4	38	2	6

^ statistics for Johnny Juzang include games played at Kentucky (2019-20)

DOUBLE-DOUBLES		
PLAYER	2020-21	CAREER
Jalen Hill	1	8
Chris Smith	1	4
Cody Riley	2	4
Jaime Jaquez Jr.	1	3
Tyger Campbell *	1	3

* double-doubles, points and assists

30+ POINTS		
PLAYER	2020-21	CAREER
Chris Smith	0	1


20+ POINTS		
PLAYER	2020-21	CAREER
Chris Smith	1	6
Jake Kyman	0	3
Jalen Hill	0	2
Jules Bernard	1	3
Tyger Campbell	1	2
Cody Riley	0	1

20+ REBOUNDS		
PLAYER	2020-21	CAREER
Jalen Hill	0	1

10+ REBOUNDS		
PLAYER	2020-21	CAREER
Jalen Hill	2	12
Chris Smith	2	6
Cody Riley	2	5
Jaime Jaquez Jr.	1	4


10+ ASSISTS		
PLAYER	2020-21	CAREER
Tyger Campbell	1	3

UCLA's RADIO/TV ROSTER




JAYLEN CLARK

FR, Guard – 6-5, 195
PPG: 1.7 RPG: 0.7 APG: 0.0
GP/GS: 6/0



JULES BERNARD

JR, Guard – 6-6, 205
PPG: 9.6 RPG: 5.1 APG: 1.3
GP/GS: 7/5




CODY RILEY

R-JR, Forward – 6-9, 255
PPG: 9.7 RPG: 5.0 APG: 1.6
GP/GS: 7/7




JOHNNY JUZANG

SO, Guard – 6-6, 210
PPG: 10.7 RPG: 2.7 APG: 12.0
GP/GS: 3/2



JAIME JAQUEZ JR.

SO, Guard/Forward – 6-6, 220
PPG: 13.7 RPG: 6.0 APG: 1.9
GP/GS: 7/7



CHRIS SMITH

SR, Guard – 6-9, 215
PPG: 12.1 RPG: 6.7 APG: 2.0
GP/GS: 7/7



TYGER CAMPBELL

R-SO, Guard – 5-11, 180
PPG: 11.1 RPG: 3.0 APG: 6.9
GP/GS: 7/7



JAKE KYMAN

SO, Guard – 6-6, 220
PPG: 3.0 RPG: 1.0 APG: 0.4
GP/GS: 7/0



KENNETH NWUBA

R-SO, Forward – 6-9, 255
PPG: 0.0 RPG: 1.0 APG: 0.0
GP/GS: 3/0



LOGAN CREMONESI

FR, Forward – 6-7, 210
PPG: 0.0 RPG: 0.0 APG: 0.0
GP/GS: 1/0



JALEN HILL

R-JR, Forward/Center – 6-10, 245
PPG: 9.0 RPG: 7.0 APG: 1.2
GP/GS: 5/0



DAVID SINGLETON

JR, Guard – 6-4, 210
PPG: 5.6 RPG: 2.3 APG: 0.6
GP/GS: 7/0



RUSSELL STONG

JR, Guard – 6-3, 190
PPG: 0.0 RPG: 0.0 APG: 0.5
GP/GS: 2/0



MICK CRONIN

THE MICHAEL PRICE FAMILY UCLA
MEN'S HEAD BASKETBALL COACH
2nd Season at UCLA



DARREN SAVINO

ASSOCIATE HEAD COACH
2nd Season at UCLA



ROD PALMER

ASSISTANT COACH
2nd Season at UCLA



MICHAEL LEWIS

ASSISTANT COACH
2nd Season at UCLA

CAREER STATISTICS, UCLA vs. UTAH

JULES BERNARD (junior)																					
Date	Site	G-GS	MIN	MPG	FG-FGA	PCT	3FG-A	PCT	FT-FTA	PCT	OR	DR	TOT	RPG	PF-DQ	A	TO	BS	S	PTS	PPG
02-09-2019	H	1-0	16	—	4-6	.667	3-4	.750	0-0	.000	0	2	2	—	1-0	1	1	0	0	11	—
03-09-2019	A	1-1	32	—	5-8	.625	1-2	.500	2-2	1.000	1	4	5	—	3-0	2	2	0	0	13	—
02-02-2020	H	1-0	22	—	1-5	.200	0-1	.000	1-2	.500	0	3	3	—	1-0	0	1	0	0	3	—
02-20-2020	A	1-0	33	—	6-9	.667	1-2	.500	3-3	1.000	0	3	3	—	3-0	2	2	1	2	16	—
CAREER		4-1	103	25.8	16-28	.571	5-9	.555	6-7	.857	1	12	13	3.0	8-0	5	6	1	2	43	10.8

TYGER CAMPBELL (redshirt sophomore)																					
Date	Site	G-GS	MIN	MPG	FG-FGA	PCT	3FG-A	PCT	FT-FTA	PCT	OR	DR	TOT	RPG	PF-DQ	A	TO	BS	S	PTS	PPG
02-02-2020	H	1-1	34	—	7-13	.538	2-4	.500	6-7	.857	0	3	3	—	1-0	8	1	0	0	22	—
02-20-2020	A	1-1	36	—	5-11	.455	0-3	.000	3-4	.750	2	0	2	—	3-0	4	2	0	0	13	—
CAREER		2-2	70	35.0	12-24	.500	2-7	.286	9-11	.818	2	3	5	2.5	4-0	12	3	0	0	35	17.5

JALEN HILL (redshirt junior)																					
Date	Site	G-GS	MIN	MPG	FG-FGA	PCT	3FG-A	PCT	FT-FTA	PCT	OR	DR	TOT	RPG	PF-DQ	A	TO	BS	S	PTS	PPG
02-09-2019	H	1-1	33	—	6-7	.857	0-0	.000	0-0	.000	2	1	3	—	4-0	3	2	1	0	12	—
03-09-2019	A	1-1	31	—	5-8	.625	0-0	.000	2-4	.500	4	9	13	—	2-0	0	1	2	0	12	—
02-02-2020	H	1-1	24	—	6-9	.667	0-0	.000	2-4	.500	2	6	8	—	3-0	2	4	1	0	14	—
02-20-2020	A	1-1	24	—	0-0	.000	0-0	.000	7-8	.875	2	6	8	—	1-0	0	4	3	4	7	—
CAREER		4-4	112	28.0	17-24	.708	0-0	.000	11-16	.688	10	22	32	8.0	10-0	5	11	7	4	45	11.3

JAIME JAQUEZ JR. (sophomore)																					
Date	Site	G-GS	MIN	MPG	FG-FGA	PCT	3FG-A	PCT	FT-FTA	PCT	OR	DR	TOT	RPG	PF-DQ	A	TO	BS	S	PTS	PPG
02-02-2020	H	1-1	35	—	4-7	.571	2-2	1.000	8-8	1.000	1	3	4	—	0-0	3	0	1	4	18	—
02-20-2020	A	1-1	27	—	3-3	1.000	1-1	1.000	2-2	1.000	1	6	7	—	2-0	2	3	0	1	9	—
CAREER		2-2	62	31.0	7-10	.700	3-3	1.000	10-10	1.000	2	9	11	5.5	2-0	5	3	1	5	27	13.5

JAKE KYMAN (sophomore)																					
Date	Site	G-GS	MIN	MPG	FG-FGA	PCT	3FG-A	PCT	FT-FTA	PCT	OR	DR	TOT	RPG	PF-DQ	A	TO	BS	S	PTS	PPG
02-02-2020	H	1-0	9	—	0-1	.000	0-1	.000	0-0	.000	0	0	0	—	0-0	0	0	0	0	0	—
02-20-2020	A	1-0	1	—	0-0	.000	0-0	.000	0-0	.000	0	0	0	—	1-0	0	0	0	0	0	—
CAREER		2-0	10	5.0	0-1	.000	0-1	.000	0-0	.000	0	0	0	0.0	1-0	0	0	0	0	0	0.0

KENNETH NWUBA (redshirt sophomore)																					
Date	Site	G-GS	MIN	MPG	FG-FGA	PCT	3FG-A	PCT	FT-FTA	PCT	OR	DR	TOT	RPG	PF-DQ	A	TO	BS	S	PTS	PPG
03-09-2019	A	1-0	1	—	0-0	.000	0-0	.000	0-0	.000	0	0	0	—	1-0	0	0	0	0	0	—
CAREER		1-0	1	1.0	0-0	.000	0-0	.000	0-0	.000	0	0	0	0.0	1-0	0	0	0	0	0	0.0

CODY RILEY (redshirt junior)																					
Date	Site	G-GS	MIN	MPG	FG-FGA	PCT	3FG-A	PCT	FT-FTA	PCT	OR	DR	TOT	RPG	PF-DQ	A	TO	BS	S	PTS	PPG
02-09-2019	H	1-1	29	—	4-6	.667	1-2	.500	2-5	.400	0	5	5	—	3-0	3	1	1	1	11	—
03-09-2019	A	1-0	14	—	2-3	.667	0-0	.000	0-2	.000	2	1	3	—	3-0	1	0	0	0	4	—
02-02-2020	H	1-0	15	—	1-3	.333	0-0	.000	0-1	.000	3	3	6	—	1-0	0	0	0	3	2	—
02-20-2020	A	1-0	19	—	3-11	.273	0-0	.000	0-2	.000	5	2	7	—	4-0	1	3	0	0	6	—
CAREER		4-1	77	19.3	10-23	.435	1-2	.500	2-10	.200	10	11	21	5.3	11-0	5	4	1	4	23	5.8

DAVID SINGLETON (junior)																					
Date	Site	G-GS	MIN	MPG	FG-FGA	PCT	3FG-A	PCT	FT-FTA	PCT	OR	DR	TOT	RPG	PF-DQ	A	TO	BS	S	PTS	PPG
02-09-2019	H	1-0	25	—	2-6	.333	0-2	.000	4-6	.667	0	1	1	—	1-0	3	0	0	0	8	—
03-09-2019	A	1-0	24	—	5-11	.455	3-7	.429	0-0	.000	1	1	2	—	2-0	1	2	1	1	13	—
02-02-2020	H	1-1	24	—	1-2	.500	1-2	.500	0-0	.000	0	3	3	—	3-0	0	1	0	1	3	—
02-20-2020	A	1-1	35	—	3-7	.429	3-6	.500	0-0	.000	1	1	2	—	1-0	0	1	0	1	9	—
CAREER		4-2	108	27.0	11-26	.423	7-17	.412	4-6	.667	2	6	8	2.0	7-0	4	4	1	3	33	8.3

CHRIS SMITH (senior)																					
Date	Site	G-GS	MIN	MPG	FG-FGA	PCT	3FG-A	PCT	FT-FTA	PCT	OR	DR	TOT	RPG	PF-DQ	A	TO	BS	S	PTS	PPG
01-11-2018	H	1-0	15	—	0-1	.000	0-0	.000	0-0	.000	0	1	1	—	0-0	0	0	0	0	0	—
02-22-2018	A	1-0	11	—	1-3	.333	1-1	1.000	0-0	.000	1	3	4	—	2-0	0	1	0	0	3	—
02-09-2019	H	1-0	14	—	1-2	.500	0-0	.000	2-2	1.000	1	3	4	—	1-0	1	0	0	0	4	—
03-09-2019	A	1-1	6	—	0-2	.000	0-0	.000	0-0	.000	0	0	0	—	1-0	1	0	0	0	0	—
02-02-2020	H	1-1	18	—	3-5	.600	0-1	.000	0-0	.000	1	1	2	—	4-0	1	3	0	1	6	—
02-20-2020	A	1-1	22	—	4-7	.571	1-3	.333	0-0	.000	0	1	1	—	3-0	0	3	0	0	9	—
CAREER		6-3	86	14.3	9-20	.450	2-5	.400	2-2	1.000	3	9	12	2.0	11-0	3	7	0	1	22	3.7

RUSSELL STONG (junior)																					
Date	Site	G-GS	MIN	MPG	FG-FGA	PCT	3FG-A	PCT	FT-FTA	PCT	OR	DR	TOT	RPG	PF-DQ	A	TO	BS	S	PTS	PPG
02-02-2020	H	1-0	1	—	0-0	.000	0-0	.000	0-0	.000	0	0	0	—	0-0	0	0	0	0	0	—
CAREER		1-0	1	1.0	0-0	.000	0-0	.000	0-0	.000	0	0	0	0.0	0-0	0	0	0	0	0	0.0

CAREER STATISTICS, UCLA vs. COLORADO

JULES BERNARD (junior)

Date	Site	G-GS	MIN	MPG	FG-FGA	PCT	3FG-A	PCT	FT-FTA	PCT	OR	DR	TOT	RPG	PF-DQ	A	TO	BS	S	PTS	PPG
02-06-2019	H	1-0	17	—	4-8	.500	1-2	.500	1-2	.500	1	0	1	—	0-0	2	0	0	0	10	—
03-07-2019	A	1-0	31	—	5-9	.556	1-2	.500	0-2	.000	0	2	2	—	2-0	1	2	0	3	11	—
01-30-2020	H	1-0	7	—	0-1	.000	0-0	.000	0-0	.000	0	0	0	—	4-0	0	1	1	1	0	—
02-22-2020	A	1-0	11	—	0-0	.000	0-0	.000	0-0	.000	1	2	3	—	1-0	0	1	0	0	0	—
CAREER		4-0	66	16.5	9-18	.500	2-4	.500	1-4	.250	2	4	6	1.5	7-0	3	4	1	4	21	5.3

TYGER CAMPBELL (redshirt sophomore)

Date	Site	G-GS	MIN	MPG	FG-FGA	PCT	3FG-A	PCT	FT-FTA	PCT	OR	DR	TOT	RPG	PF-DQ	A	TO	BS	S	PTS	PPG
01-30-2020	H	1-1	27	—	1-5	.200	0-3	.000	1-2	.500	1	2	3	—	0-0	2	2	0	0	3	—
02-22-2020	A	1-1	36	—	5-10	.500	1-2	.500	4-7	.571	1	1	2	—	1-0	11	1	0	1	15	—
CAREER		2-2	63	31.5	6-15	.400	1-5	.200	5-9	.556	2	3	5	2.5	1-0	13	3	0	1	18	9.0

JALEN HILL (redshirt junior)

Date	Site	G-GS	MIN	MPG	FG-FGA	PCT	3FG-A	PCT	FT-FTA	PCT	OR	DR	TOT	RPG	PF-DQ	A	TO	BS	S	PTS	PPG
02-06-2019	H	1-1	14	—	0-2	.000	0-0	.000	2-2	1.000	2	3	5	—	0-0	1	2	0	0	2	—
03-07-2019	A	1-0	19	—	0-4	.000	0-0	.000	0-0	.000	0	4	4	—	2-0	0	0	1	1	0	—
01-30-2020	H	1-1	16	—	1-5	.200	0-0	.000	2-2	1.000	2	1	3	—	5-1	0	2	1	0	4	—
02-22-2020	A	1-1	18	—	2-4	.500	0-0	.000	0-0	.000	1	2	3	—	3-0	0	1	0	0	4	—
CAREER		4-3	67	16.8	3-15	.200	0-0	.000	4-4	1.000	5	10	15	3.8	10-1	1	5	2	1	10	2.5

JAIME JAQUEZ JR. (sophomore)

Date	Site	G-GS	MIN	MPG	FG-FGA	PCT	3FG-A	PCT	FT-FTA	PCT	OR	DR	TOT	RPG	PF-DQ	A	TO	BS	S	PTS	PPG
01-30-2020	H	1-1	26	—	3-7	.429	0-0	.000	7-8	.875	2	5	7	—	4-0	1	2	0	1	13	—
02-22-2020	A	1-1	38	—	4-14	.286	1-6	.167	0-1	.000	3	7	10	—	2-0	0	0	1	1	9	—
CAREER		2-1	64	32.0	7-21	.333	1-6	.167	7-9	.778	5	12	17	8.5	6-0	1	2	1	2	22	11.0

JAKE KYMAN (sophomore)

Date	Site	G-GS	MIN	MPG	FG-FGA	PCT	3FG-A	PCT	FT-FTA	PCT	OR	DR	TOT	RPG	PF-DQ	A	TO	BS	S	PTS	PPG
01-30-2020	H	1-0	6	—	1-3	.333	0-1	.000	0-0	.000	1	1	2	—	0-0	0	0	0	0	2	—
02-22-2020	A	1-0	19	—	5-7	.714	2-3	.667	0-0	.000	1	1	2	—	0-0	0	1	0	2	12	—
CAREER		2-0	25	12.5	6-10	.600	2-4	.500	0-0	.000	2	2	4	2.0	0-0	0	1	0	2	14	7.0

KENNETH NWUBA (redshirt sophomore)

Date	Site	G-GS	MIN	MPG	FG-FGA	PCT	3FG-A	PCT	FT-FTA	PCT	OR	DR	TOT	RPG	PF-DQ	A	TO	BS	S	PTS	PPG
03-07-2019	A	1-0	3	—	0-0	.000	0-0	.000	1-2	.500	0	1	1	—	2-0	0	0	0	1	1	—
CAREER		1-0	3	3.0	0-0	.000	0-0	.000	1-2	.500	0	1	1	1.0	2-0	0	0	0	1	1	1.0

CODY RILEY (redshirt junior)

Date	Site	G-GS	MIN	MPG	FG-FGA	PCT	3FG-A	PCT	FT-FTA	PCT	OR	DR	TOT	RPG	PF-DQ	A	TO	BS	S	PTS	PPG
02-06-2019	H	1-0	16	—	3-5	.600	0-1	.000	0-0	.000	0	3	3	—	1-0	0	1	0	0	6	—
03-07-2019	A	1-0	19	—	2-6	.333	1-1	1.000	1-2	.500	2	6	8	—	4-0	0	0	2	0	6	—
01-30-2020	H	1-0	22	—	2-4	.500	0-0	.000	0-0	.000	2	3	5	—	5-1	1	1	0	1	4	—
02-22-2020	A	1-0	22	—	8-12	.667	0-0	.000	0-1	.000	0	2	2	—	4-0	1	1	1	0	16	—
CAREER		4-0	79	19.8	15-27	.556	1-2	.500	1-3	.333	4	14	18	4.5	14-1	2	3	3	1	32	8.0

DAVID SINGLETON (junior)

Date	Site	G-GS	MIN	MPG	FG-FGA	PCT	3FG-A	PCT	FT-FTA	PCT	OR	DR	TOT	RPG	PF-DQ	A	TO	BS	S	PTS	PPG
02-06-2019	H	1-0	12	—	0-1	.000	0-1	.000	1-2	.500	0	1	1	—	0-0	1	0	0	1	1	—
03-07-2019	A	1-1	15	—	1-4	.250	1-3	.333	0-0	.000	0	0	0	—	1-0	1	0	0	0	3	—
01-30-2020	H	1-1	30	—	2-6	.333	1-3	.333	0-0	.000	0	1	1	—	0-0	2	0	0	2	5	—
02-22-2020	A	1-1	18	—	0-3	.000	0-3	.000	0-0	.000	0	2	2	—	1-0	1	0	0	0	0	—
CAREER		4-3	75	18.8	3-14	.214	2-10	.200	1-2	.500	0	4	4	1.0	2-0	5	0	0	3	9	2.3

CHRIS SMITH (senior)

Date	Site	G-GS	MIN	MPG	FG-FGA	PCT	3FG-A	PCT	FT-FTA	PCT	OR	DR	TOT	RPG	PF-DQ	A	TO	BS	S	PTS	PPG
01-13-2018	H	1-0	14	—	0-3	.000	0-2	.000	0-3	.000	0	3	3	—	2-0	3	0	1	0	0	—
02-25-2018	A	1-0	13	—	0-2	.000	0-1	.000	0-0	.000	0	0	0	—	3-0	0	1	1	0	0	—
02-06-2019	H	1-0	30	—	7-12	.583	0-2	.000	0-0	.000	1	2	3	—	1-0	3	1	0	0	14	—
03-07-2019	A	1-1	19	—	2-6	.333	0-1	.000	0-0	.000	1	1	2	—	3-0	2	2	0	0	4	—
01-30-2020	H	1-1	38	—	8-16	.500	1-5	.200	13-15	.867	2	7	9	—	2-0	1	1	1	3	30	—
02-22-2020	A	1-1	38	—	4-7	.571	4-6	.667	2-2	1.000	0	7	7	—	3-0	0	2	0	0	14	—
CAREER		6-3	152	25.3	21-46	.457	5-17	.294	15-20	.750	4	20	24	4.0	14-0	9	7	3	3	62	10.3

RUSSELL STONG (junior)

Date	Site	G-GS	MIN	MPG	FG-FGA	PCT	3FG-A	PCT	FT-FTA	PCT	OR	DR	TOT	RPG	PF-DQ	A	TO	BS	S	PTS	PPG
03-07-2019	A	1-0	3	—	0-1	.000	0-0	.000	0-0	.000	0	0	0	—	0-0	0	0	0	0	0	—
CAREER		1-0	3	3.0	0-1	.000	0-0	.000	0-0	.000	0	0	0	0.0	0-0	0	0	0	0	0	0.0

2020-21 PAC-12 STANDINGS through games played Tuesday, Dec. 29					
Team	Pac-12	Pct.	GB	Overall	Pct.
Washington State	1-0	1.000	—	8-0	1.000
Oregon	1-0	1.000	—	6-1	.857
Utah	1-0	1.000	—	4-1	.800
UCLA	1-0	1.000	—	5-2	.714
Stanford	1-0	1.000	—	5-2	.714
Arizona State	1-0	1.000	—	4-3	.571
Arizona	1-1	.500	0.5	7-1	.875
USC	0-0	.000	0.5	5-1	.833
Colorado	0-1	.000	1.0	6-2	.750
Oregon State	0-1	.000	1.0	4-3	.571
California	0-2	.000	1.5	5-4	.556
Washington	0-2	.000	1.5	1-6	.143

FINAL 2019-20 PAC-12 STANDINGS					
Team	Pac-12	Pct.	GB	Overall	Pct.
Oregon	13-5	.722	—	24-7	.774
UCLA	12-6	.667	1.0	19-12	.613
Arizona State	11-7	.611	2.0	20-11	.645
USC	11-7	.611	2.0	22-9	.710
Arizona	10-8	.556	3.0	21-11	.656
Colorado	10-8	.556	3.0	21-11	.656
Stanford	9-9	.500	4.0	20-12	.625
Oregon State	7-11	.389	6.0	18-13	.581
Utah	7-11	.389	6.0	16-15	.516
California	7-11	.389	6.0	14-18	.438
Washington State	6-12	.333	8.0	16-16	.500
Washington	5-13	.278	9.0	15-17	.469

FINAL 2018-19 PAC-12 STANDINGS					
Team	Pac-12	Pct.	GB	Overall	Pct.
Washington	15-3	.833	—	27-9	.750
Arizona State	12-6	.667	3.0	23-11	.676
Utah	11-7	.611	4.0	17-14	.548
Oregon State	10-8	.556	5.0	18-13	.581
Colorado	10-8	.556	5.0	23-13	.639
Oregon	10-8	.556	5.0	25-13	.658
UCLA	9-9	.500	6.0	17-16	.515
USC	8-10	.444	7.0	16-17	.485
Arizona	8-10	.444	7.0	17-15	.531
Stanford	8-10	.444	7.0	15-16	.484
Washington State	4-14	.222	11.0	11-21	.344
California	3-15	.167	13.0	8-23	.258

FINAL 2017-18 PAC-12 STANDINGS					
Team	Pac-12	Pct.	GB	Overall	Pct.
Arizona	14-4	.778	—	27-7	.794
USC	12-6	.667	2.0	23-11	.676
Utah	11-7	.611	3.0	19-11	.633
UCLA	11-7	.611	3.0	21-12	.636
Stanford	11-7	.611	3.0	18-15	.545
Oregon	10-8	.556	4.0	22-12	.647
Washington	10-8	.556	4.0	20-12	.625
Colorado	8-10	.444	6.0	17-15	.531
Arizona State	8-10	.444	6.0	20-11	.645
Oregon State	7-11	.389	7.0	16-16	.500
Washington State	4-14	.222	10.0	12-19	.387
California	2-16	.111	12.0	8-24	.250

FINAL 2016-17 PAC-12 STANDINGS					
Team	Pac-12	Pct.	GB	Overall	Pct.
Oregon	16-2	.889	—	33-6	.846
Arizona	16-2	.889	—	32-5	.865
UCLA	15-3	.833	1.0	31-5	.861
Utah	11-7	.611	5.0	20-12	.625
California	10-8	.556	6.0	21-13	.618
USC	10-8	.556	6.0	26-10	.722
Colorado	8-10	.444	8.0	19-15	.559
Arizona State	7-11	.389	9.0	15-18	.455
Stanford	6-12	.333	10.0	14-17	.452
Washington State	6-12	.333	10.0	13-18	.419
Washington	2-16	.111	14.0	9-22	.290
Oregon State	1-17	.056	15.0	5-27	.156

UCLA'S RECORD WHEN ...

UCLA leads at halftime	4-0	UCLA's starting frontline outscorers OPP's	4-2
UCLA trails at halftime	1-2	OPP's starting frontline outscorers UCLA's	1-0
Tied at halftime	0-0	Frontline scoring is the same	0-0
UCLA builds a 10-point lead	3-0	UCLA's starting backcourt outscorers OPP's	1-0
UCLA trails by 10 points	0-1	OPP's starting backcourt outscorers UCLA's	3-2
UCLA leads with five minutes left	5-0	Backcourt scoring is the same	1-0
UCLA trails with five minutes left	0-2	UCLA's bench outscorers OPP's bench	4-0
There is a tie with five minutes left	0-0	OPP's bench outscorers UCLA's bench	1-2
UCLA leads with one minute left	5-0	Bench scoring is the same	0-0
UCLA trails with one minute left	0-2	Record on Mondays	0-0
There is a tie with one minute left	0-0	Record on Tuesdays	0-0
UCLA shoots better from the field	4-0	Record on Wednesdays	1-1
UCLA shoots worse from the field	1-2	Record on Thursdays	1-0
UCLA shoots the same from the field	0-0	Record on Fridays	1-0
UCLA shoots 50% or better from the field	2-0	Record on Saturdays	1-1
UCLA shoots less than 50% from the field	3-2	Record on Sundays	1-0
OPP shoots 50% or better from the field	0-1	Record in November	1-1
OPP shoots less than 50% from the field	5-1	Record in December	4-1
UCLA makes more 3-point field goals	3-0	Record in January	0-0
UCLA makes fewer 3-point field goals	2-2	Record in February	0-0
Three-point field goals are the same	0-0	Record in March	0-0
UCLA shoots better from 3-point range	5-0	UCLA scores first	2-1
UCLA shoots worse from 3-point range	0-2	OPP scores first	3-1
UCLA shoots the same from 3-point range	0-0	UCLA scores fewer than 60 points	0-1
UCLA shoots > than 40% from 3-point range	2-0	UCLA scores between 60-69 points	1-0
UCLA shoots < than 40% from 3-point range	3-2	UCLA scores between 70-79 points	2-1
OPP shoots > than 40% from 3-point range	1-0	UCLA scores between 80-89 points	1-0
OPP shoots < than 40% from 3-point range	4-2	UCLA scores between 90-99 points	0-0
UCLA makes the same or more free throws	4-1	UCLA scores 100 or more points	1-0
UCLA makes less free throws	1-1	OPP scores 100 or more points	0-0
UCLA attempts the same or more FTs	5-1	OPP scores between 90-99 points	1-0
UCLA attempts less free throws	0-1	OPP scores between 80-89 points	0-0
UCLA shoots > than 75% at free-throw line	2-1	OPP scores between 70-79 points	0-2
UCLA shoots < than 75% at free-throw line	3-1	OPP scores between 60-69 points	1-0
OPP shoots > than 75% at free-throw line	2-1	OPP scores fewer than 60 points	3-0
OPP shoots < than 75% at free-throw line	3-1	The game is decided by 1-2 points	0-0
UCLA outrebounds opponent	4-1	The game is decided by 3-4 points	0-0
UCLA is outrebounded by opponent	1-1	The game is decided by 5-6 points	0-0
Rebounds are the same	0-0	The game is decided by 7-9 points	2-1
UCLA has more offensive rebounds	4-1	The game is decided by 10-19 points	0-1
UCLA has fewer offensive rebounds	1-1	The game is decided by 20-plus points	3-0
Offensive rebounds are the same	0-0	UCLA has zero double-figure scorers	0-0
UCLA has more defensive rebounds	4-0	UCLA has one double-figure scorer	0-0
UCLA has fewer defensive rebounds	1-2	UCLA has two double-figure scorers	1-0
Defensive rebounds are the same	0-0	UCLA has three double-figure scorers	1-2
UCLA commits more fouls	0-0	UCLA has four double-figure scorers	0-0
UCLA commits fewer fouls	5-2	UCLA has five double-figure scorers	3-0
Fouls are the same	0-0	UCLA has six double-figure scorers	0-0
UCLA has more assists	5-1	UCLA has seven double-figure scorers	0-0
UCLA has fewer assists	0-1	OPP has zero double-figure scorers	0-0
Assists are the same	0-0	OPP has one double-figure scorer	0-0
UCLA commits more turnovers	1-1	OPP has two double-figure scorers	3-0
UCLA commits fewer turnovers	4-1	OPP has three double-figure scorers	1-1
Turnovers are the same	0-0	OPP has four double-figure scorers	0-1
UCLA has more blocks	3-0	OPP has five double-figure scorers	1-0
UCLA has fewer blocks	0-1	OPP has six double-figure scorers	0-0
Blocks are the same	2-1	OPP has seven double-figure scorers	0-0
UCLA has more steals	3-1	UCLA has more double-figure scorers	3-0
UCLA has fewer steals	1-1	UCLA has fewer double-figure scorers	0-1
Steals are the same	1-0	Double-figure scorers are the same	2-1

THE LAST TIME . . .

100 Points Scored

By UCLA	107 vs. Pepperdine, 3-OT (11/27/20)
By Opponent	104 at Stanford (2/16/19)

40+ Point Victory

By UCLA	41 (107-66) at Washington (2/4/17)
By Opponent	41 (109-68) vs. North Carolina (11/27/97)

30+ Point Victory

By UCLA	37 (95-58) vs. Saint Francis U (11/16/18)
By Opponent	32 (71-39) at Utah (1/4/15)

20+ Point Victory

By UCLA	27 (83-56) vs. San Diego (12/9/20)
By Opponent	21 (96-75) at Oregon (1/26/20)

Overtime Game

UCLA Win	107-98 vs. Pepperdine, 3-OT (11/27/20)
UCLA Loss	71-79 at Washington State (1/4/20)

Double Overtime Game

UCLA Win	107-98 vs. Pepperdine, 3-OT (11/27/20)
UCLA Loss	99-107 at Stanford, 2-OT (1/4/18)

Seven or More Players in Double-Figure Scoring

By UCLA	7 vs. Pacific (11/11/16)
By Opponent	7 vs. Santa Clara (12/8/79)

Six or More Players in Double-Figure Scoring

By UCLA	6 vs. California (1/5/19)
By Opponent	6 vs. Arizona (1/21/17)

Zero Players Scoring in Double Figures

By UCLA	none since prior to 1978-79
By Opponent	0 vs. Saint Francis U (11/16/18)

Made 40-49 Field Goals

By UCLA	40-of-74 vs. Purdue Fort Wayne (11/6/18)
By Opponent	41-of-80 at Duke (2/22/98)

Made 50 or More Field Goals

By UCLA	none since prior to 1979-80
By Opponent	none since prior to 1979-80

Made Fewer Than 20 Field Goals

By UCLA	17 (17-for-43) at San Diego State (11/25/20)
By Opponent	19 (19-for-61) vs. San Diego (12/9/20)

Had 70-79 Field Goal Attempts

By UCLA	72 vs. Washington State (2/13/20)
By Opponent	75 vs. Pepperdine, 3-OT (11/27/20)

Had 80-89 Field Goal Attempts

By UCLA	82 vs. Pepperdine, 3-OT (11/27/20)
By Opponent	86 vs. USC (2/28/19)

Had 90-99 Field Goal Attempts

By UCLA	91 vs. Cincinnati (3/17/02)
By Opponent	90 vs. Oral Roberts (11/20/87)

Had Fewer Than 40 Field Goal Attempts

By UCLA	39 vs. Oregon State (2/12/11)
By Opponent	39 at Oregon State (1/2/09)

Shot 50 Percent Or Better From The Field

By UCLA	60.0 (30-50) vs. California (12/6/20)
By Opponent	50.0 (25-50) vs. Ohio State (12/19/20)

Shot 60 Percent Or Better From The Field

By UCLA	60.0 (30-50) vs. California (12/6/20)
By Opponent	62.0 (31-50) vs. BYU (11/25/19)

Shot 70 Percent or Better From The Field

By UCLA	72.9 (35-48) vs. South Carolina (11/21/01)
By Opponent	71.4 (35-49) vs. Middle Tennessee (11/15/11)

Shot Less Than 30 Percent From The Field

By UCLA	28.1 (15-52) at Utah (1/4/15)
By Opponent	23.3 (14-60) vs. Chaminade (11/26/19)

Made 10 or More 3-Pointers

By UCLA	10-of-24 at Oregon (1/26/20)
By Opponent	10-of-34 vs. Pepperdine, 3-OT (11/27/20)

Made 15 or More 3-Pointers

By UCLA	16-of-33 vs. Oregon (2/17/18)
By Opponent	15-of-39 at Notre Dame (12/14/19)

Made Zero 3-Pointers

By UCLA	0-for-14 vs. Stanford (2/3/00)
By Opponent	0-for-13 vs. California (1/3/13)

Attempted 30 or More 3-Pointers

By UCLA	34 (10-34) vs. Pepperdine, 3-OT (11/27/20)
By Opponent	41 (9-41) vs. Pepperdine, 3-OT (11/27/20)

Shot Over 60 Percent From 3-Point Range

By UCLA	62.5 (14-22) vs. Oregon (2/23/19)
By Opponent	69.2 (9-13) at Oregon (1/24/15)

Shot Over 70 Percent From 3-Point Range

By UCLA	76.5 (13-17) vs. Northwestern (11/29/13)
By Opponent	90.9 (10-11) vs. Middle Tennessee State (11/15/11)

Shot Less Than 20 Percent From 3-Point Range

By UCLA	19.0 (4-21) vs. North Carolina (12/21/19)
By Opponent	13.0 (3-23) vs. Seattle (12/3/20)

Made 30-39 Free Throws

By UCLA	31-of-39 vs. CSUN (11/13/16)
By Opponent	30-of-42 vs. Wake Forest (11/25/15)

Made 40 or More Free Throws

By UCLA	none since prior to 1979-80
By Opponent	40-of-56 at Stanford, 2-OT (12/23/87)

Made 5 or Fewer Free Throws

By UCLA	5-of-8 vs. Colorado (2/6/19)
By Opponent	3-of-5 vs. California (12/6/20)

Had 40 or More Free Throw Attempts

By UCLA	26-of-40 vs. UC Irvine (11/26/17)
By Opponent	29-of-45 at Arizona (2/12/16)

Had 50 or More Free Throw Attempts

By UCLA	38-of-50 at Washington (1/1/16)
By Opponent	none since prior to 1979-80

Shot 80 Percent or Better From the Free Throw Line

By UCLA	81.0 (17-21) vs. Marquette (12/11/20)
By Opponent	80.0 (12-15) vs. Marquette (12/11/20)

Shot 90 Percent or Better From the Free Throw Line

By UCLA	93.3 (14-15) at USC (03/07/20)
By Opponent	90.9 (10-11) vs. Arizona State (2/27/20)

Shot 100 Percent From the Free Throw Line

By UCLA	8-for-8 vs. USC (2/18/17)
By Opponent	3-for-3 vs. Idaho State (12/15/07)

Had 50-59 Rebounds

By UCLA	50 vs. San Diego (12/9/20)
By Opponent	53 at Stanford (1/4/18)

Had 60 or More Rebounds

By UCLA	60 vs. Monmouth (11/13/15)
By Opponent	none since prior to 1979-80

Had 20-29 Assists

By UCLA	23 vs. California (12/6/20)
By Opponent	28 vs. USC (2/28/19)

Had 30 or More Assists

By UCLA	30 vs. Arizona State (1/19/17)
By Opponent	30 at Arizona (2/18/89)

Had 10 or More Blocks

By UCLA	10 vs. Southern Utah (11/18/19)
By Opponent	13 vs. Kentucky (12/20/14)

Had 15 or More Steals

By UCLA	15 vs. Long Beach State (11/23/14)
By Opponent	15 at Oregon (1/26/20)

Had 20 or More Steals

By UCLA	20 vs. Wyoming (12/23/08)
By Opponent	22 vs. Maryland (11/27/98)

Committed at Least 20 Turnovers

By UCLA	22 at Oregon (1/26/20)
By Opponent	20 vs. San Jose State (12/1/19)

Committed Fewer Than 10 Turnovers

By UCLA	6 vs. Ohio State (12/19/20)
By Opponent	7 vs. Ohio State (12/19/20)

THE LAST TIME . . .

30 or More Points Scored

UCLA	30, Chris Smith, vs. Colorado (1/30/20)
Opponent	33, Colbey Ross, vs. Pepperdine (11/27/20)

35 or More Points Scored

UCLA	37, Bryce Alford, at Colorado (1/12/17)
Opponent	35, Jordan Howard, vs. Central Arkansas (11/15/17)

40 or More Points Scored

UCLA	44, Jason Kapono, at Washington State (1/4/03)
Opponent	40, Eddie House, Arizona State (2/17/00)

Two or More Players Scored 20+ Points

UCLA	C. Smith (26), T. Campbell (22), J. Bernard (21) vs. Pepperdine (11/27/20)
Opponent	Remy Martin (30), Rob Edwards (23), Arizona State (2/27/20)

Three or More Players Scored 20+ Points

UCLA	C. Smith (26), T. Campbell (22), J. Bernard (21) vs. Pepperdine (11/27/20)
Opponent	J. Brown (22), J. Clarkson (21), E. Ross (20), at Missouri (12/7/13)

Two or More Players Scored 25+ Points

UCLA	Norman Powell (27), Jordan Adams (25), vs. James Madison (11/15/12)
Opponent	Desure Buie (29), Jalen Ray (27), Hofstra (11/21/19)

Made 15 or More Field Goals

UCLA	15 (15-23), Don MacLean, at Arizona (1/11/92)
Opponent	15 (15-22), Eddie House, Arizona State (2/17/00)

Made 18 or More Field Goals

UCLA	none since prior to 1979-80
Opponent	18 (18-29), Otis Birdsong, Houston (1/2/77)

Made 6 or More 3-Pointers

UCLA	Jake Kyman, 7-for-12, at Washington (1/2/20)
Opponent	Rob Edwards, 7-for-9, vs. Arizona State (2/27/20)

Made 7 or More 3-Pointers

UCLA	Jake Kyman, 7-for-12, at Washington (1/2/20)
Opponent	Rob Edwards, 7-for-9, vs. Arizona State (2/27/20)

Made 8 or More 3-Pointers

UCLA	Bryce Alford, 8-for-14, vs. Washington (3/1/17)
Opponent	Jordan Howard, 8-for-15, vs. Central Arkansas (11/15/17)

Made 9 or More 3-Pointers

UCLA	Isaac Hamilton, 9-for-14, vs. Arizona State (1/19/17)
Opponent	has never occurred

Made 10 or More 3-Pointers

UCLA	has never occurred
Opponent	has never occurred

Made 10 or More Free Throws

UCLA	Chris Smith, 13-of-15, vs. Colorado (1/30/20)
Opponent	Colbey Ross, 10-of-12, vs. Pepperdine (11/27/20)

Made 15 or More Free Throws

UCLA	Bryce Alford, 17-of-18, at Washington (1/1/16)
Opponent	Andrew Andrews, 17-of-19, at Washington (1/1/16)

Attempted 20 or More Free Throws

UCLA	none since prior to 1979-80
Opponent	none since prior to 1979-80

Was Perfect With 15 or More Free Throws

UCLA	Jordan Adams, 16-of-16, vs. UC Irvine (11/13/12)
Opponent	Fennis Dembo, 16-of-16, vs. Wyoming (3/14/87)

Had 15 or More Rebounds

UCLA	Moses Brown, 15, vs. Arizona (1/26/19)
Opponent	Romello White, 16, at Arizona State (2/6/20)

Had 20 or More Rebounds

UCLA	Jalen Hill, 20 vs. Presbyterian (11/19/18)
Opponent	Zylan Cheatham, 20, vs. Arizona State (1/24/19)

Had 25 or More Rebounds

UCLA	27, Bill Walton, vs. Maryland (12/1/73)
Opponent	none since prior to 1979-80

Two Players Had 10 or More Rebounds

UCLA	Jalen Hill (10), Cody Riley (10), vs. San Diego (12/9/20)
Opponent	Josh Sharma (13), Oscar Da Silva (10), vs. Stanford (3/13/19)

Two or More Players Had Double-Doubles

UCLA	Chris Smith (26 p, 12 r), Jaime Jaquez Jr. (16 p, 11 r), vs. Pepperdine (11/27/20)
Opponent	Nick Rakocevic (14 p, 10 r), Chimezie Metu (11 p, 12 r), USC (2/3/18)

Shot 100 Percent From the Field (min. 10 attempts)

By UCLA	none since prior to 1979-80
By Opponent	Brad Daugherty, 13-for-13, at North Carolina (11/24/85)

Shot 100 Percent from 3-Point Range (min. 5 attempts)

By UCLA	Aaron Holiday, 5-for-5, vs. Washington State (12/29/17)
By Opponent	Jared Stohl, 5-for-5, Portland (11/26/09)

Had 10 or More Assists

By UCLA	Tyger Campbell, 12, vs. California (12/6/20)
By Opponent	Daejon Davis, 11, at Stanford (2/16/19)

Had 10 or More Assists and Zero Turnovers

By UCLA	Jaylen Hands, 10 assists, vs. USC (2/28/19)
By Opponent	Keyshawn Woods, 10 assists, Ohio State (12/22/18)

Had 15 or More Assists

By UCLA	Darren Collison, 15, at Arizona (2/17/07)
By Opponent	Phil Pressey, 19, Missouri (12/28/12)

Had 20+ Points and 10+ Rebounds

By UCLA	Chris Smith (26 pts, 12 rbs), vs. Pepperdine (11/27/20)
By Opponent	Isaiah Stewart (24 pts, 11 rbs), at Washington (1/2/20)

Had 20+ Points and 15+ Rebounds

By UCLA	TJ Leaf (22 pts, 15 rbs) , vs. Pacific (11/11/16)
By Opponent	Bennie Boatwright (25 pts, 15 rbs), vs. USC (2/28/19)

Had 20+ Points and 20+ Rebounds

By UCLA	David Greenwood (31 pts, 23 rbs), Tulsa (12/18/76)
By Opponent	Todd MacCullough (26 pts, 21 rbs), Washington (1/31/99)

Had 25+ Points and 15+ Rebounds

By UCLA	Kevon Looney (27 pts, 19 rbs), vs. Stanford (1/8/15)
By Opponent	Bennie Boatwright (25 pts, 15 rbs), vs. USC (2/28/19)

Had 10+ Points and 10+ Assists

By UCLA	Tyger Campbell (11 pts, 12 ast), vs. California (12/6/20)
By Opponent	Daejon Davis (12 pts, 11 ast), at Stanford (2/16/19)

Had 15+ Points and 10+ Assists

By UCLA	Tyger Campbell (15 pts, 11 ast), at Colorado (2/22/20)
By Opponent	Remy Martin (15 pts, 11 ast), Arizona State (1/24/19)

Had 20+ Points and 10+ Assists

By UCLA	Jaylen Hands (21 pts, 10 ast), vs. USC (2/28/19)
By Opponent	Daejon Davis (23 pts, 10 ast), Stanford (1/27/18)

Had 5 or More Steals

By UCLA	Jaylen Hands, 5, vs. Ohio State (12/22/18)
By Opponent	Rylan Jones, 5, at Utah (2/20/20)

Had 8 or More Steals

By UCLA	Jordan Adams, 8, vs. Sacramento State (11/18/13)
By Opponent	Quinn Cook, 8, Duke (12/19/13)

Had 5 or More Blocks

By UCLA	Moses Brown, 8, vs. Saint Francis U (11/16/18)
By Opponent	Isaiah Stewart, 5, at Washington (1/2/20)

Had 7 or More Blocks

By UCLA	Moses Brown, 8, vs. Saint Francis U (11/16/18)
By Opponent	Jarvis Varnado, 7, vs. Mississippi State (12/12/09)

Had 20+ Points and 5+ Blocks

By UCLA	Moses Brown (23 pts, 8 blocks), vs. Saint Francis U (11/16/18)
By Opponent	Isaiah Stewart (24 pts, 5 blocks), at Washington (1/2/20)

Recorded a Triple-Double

By UCLA	Kyle Anderson (13p, 12r, 11a), vs. Morehead State (11/22/13)
By Opponent	Draymond Green (23p, 11r, 10a), Michigan State (3/17/11)

Played 45 or More Minutes

By UCLA	J. Jaquez Jr. (55), T. Campbell (52), C. Smith (51), vs. Pepperdine 3-OT (11/27/20)
By Opponent	Colbey Ross, 55, Pepperdine, 3-OT (11/27/20)

Scored 20 or More Points off the Bench

By UCLA	Jake Kyman, 21, vs. Arizona State (2/27/20)
By Opponent	Alonzo Verge Jr., 26, at Arizona State (2/6/20)

Scored 25 or More Points off the Bench

By UCLA	Jordan Adams, 25, vs. James Madison (11/15/12)
By Opponent	Alonzo Verge Jr., 26, at Arizona State (2/6/20)

Recorded 10 or More Rebounds off the Bench

By UCLA	Jalen Hill, 10, vs. San Diego (12/9/20)
By Opponent	Zac Seljaas, 11, BYU (11/25/19)

Game No. 1 – November 25, 2020
Viejas Arena – San Diego, Calif.
San Diego State 73, (22) UCLA 58

UCLA 58

NAME	FG	3FG	FT	R	PF	TP	A	MIN
C. Riley	3-7	0-0	8-13	12	3	14	1	31
J. Bernard	0-2	0-2	2-2	5	2	2	0	26
J. Jaquez Jr.	6-10	3-5	2-3	6	3	17	0	36
C. Smith	3-7	2-3	2-2	0	5	10	3	27
T. Campbell	3-9	0-5	3-4	0	3	9	4	34
J. Clark	0-0	0-0	0-0	0	0	0	0	3
J. Kyman	0-2	0-1	0-0	1	0	0	1	11
K. Nwuba	0-0	0-0	0-0	1	1	0	0	6
D. Singleton	2-6	2-5	0-0	1	1	6	1	26
TOTALS	17-43	7-21	17-24	28	18	58	10	200

SAN DIEGO STATE 73

NAME	FG	3FG	FT	R	PF	TP	A	MIN
M. Mitchell	6-15	3-7	0-1	2	3	15	2	31
N. Mensah	2-5	0-1	0-0	7	4	4	1	19
A. Arop	4-9	0-2	2-2	4	2	10	1	23
T. Pulliam	3-6	1-2	1-2	4	2	8	6	28
J. Schakel	4-8	3-5	4-4	3	3	15	0	32
K. Johnson	1-2	0-0	0-0	3	0	2	2	13
A. Seiko	0-1	0-1	0-0	3	1	0	1	17
T. Gomez	3-7	2-4	2-2	1	1	10	2	20
L. Butler	0-0	0-0	0-0	0	1	0	0	2
J. Tomaic	4-5	0-1	1-1	3	4	9	1	15
TOTALS	27-58	9-23	10-12	34	21	73	16	200

Halftime Score – San Diego State 34, UCLA 28. Team Rebounds – San Diego State 4, UCLA 2. Turnovers – UCLA 15, San Diego State 10. Technicals – None. Attendance: 0. Officials – Eric Curry, Verne Harris, Randy McCall.

Game No. 2 – November 27, 2020
Viejas Arena – San Diego, Calif.
(22) UCLA 107, Pepperdine 98

PEPPERDINE 98

NAME	FG	3FG	FT	R	PF	TP	A	MIN
K. Edwards	6-13	2-7	3-4	5	5	17	2	33
K. Chukwuka	2-4	0-2	6-6	5	5	10	2	27
V. Ohia Obioha	2-2	0-0	0-0	0	4	4	0	13
C. Ross	10-25	3-11	10-12	6	2	33	3	55
J. Smith	4-12	2-7	2-2	4	5	12	3	43
S. Altman	1-4	0-3	0-0	5	1	2	6	30
D. Polk Jr.	2-7	1-5	1-2	6	2	6	2	36
M. Deng	0-1	0-1	0-0	2	2	0	0	5
J. Zidek	3-7	1-5	7-7	5	3	14	1	33
TOTALS	30-75	9-41	29-33	43	29	98	19	275

UCLA 107

NAME	FG	3FG	FT	R	PF	TP	A	MIN
C. Riley	5-7	0-0	3-5	3	5	13	4	28
J. Bernard	7-15	1-4	6-8	6	5	21	0	35
J. Jaquez Jr.	5-13	1-7	5-11	11	4	16	5	55
C. Smith	8-17	2-4	8-9	12	4	26	6	51
T. Campbell	8-19	3-9	3-4	6	4	22	7	52
J. Clark	0-0	0-0	0-0	0	0	0	0	0+
J. Kyman	0-2	0-1	0-0	1	0	0	0	11
D. Singleton	3-9	3-9	0-0	7	3	9	0	43
TOTALS	36-82	10-34	25-37	54	25	107	22	275

Halftime Score – Pepperdine 39, UCLA 32. End of Regulation – UCLA 70, Pepperdine 70. Team Rebounds – UCLA 8, Pepperdine 5. Turnovers – Pepperdine 15, UCLA 12. Technicals – None. Attendance: 0. Officials – Tommy Nunez, Larry Spaulding, Verne Harris.

Game No. 3 – December 3, 2020
Pauley Pavilion – Los Angeles, Calif.
UCLA 78, Seattle 52

SEATTLE 52

NAME	FG	3FG	FT	R	PF	TP	A	MIN
E. Udenyi	3-4	0-0	0-2	4	4	6	0	11
R. Economou	2-5	0-3	0-0	0	2	4	0	11
A. Nettles	5-10	1-5	0-0	0	3	11	2	29
R. Grigsby	5-12	2-5	0-1	4	4	12	1	35
K. Williamson	1-3	0-0	0-1	3	3	2	0	27
V. Pandza	0-0	0-0	0-0	0	2	0	0	10
J. Wall	1-2	0-1	0-0	0	0	2	0	5
D. Trammell	3-14	0-4	2-3	2	2	8	4	35
A. Stuart	0-0	0-0	0-0	0	0	0	0	4
D. Henson	1-2	0-1	0-0	2	0	2	0	6
N. Robinson	1-5	0-4	1-1	1	0	3	0	9
J. Pearre	1-2	0-0	0-1	6	3	2	1	18
TOTALS	23-59	3-23	3-9	24	23	52	8	200

UCLA 78

NAME	FG	3FG	FT	R	PF	TP	A	MIN
C. Riley	4-5	0-0	0-0	3	3	8	1	12
J. Bernard	6-8	3-5	1-2	3	3	16	1	29
J. Jaquez Jr.	3-3	1-1	2-3	3	1	9	2	28
C. Smith	2-7	0-2	2-4	11	0	6	2	26
T. Campbell	4-9	1-4	8-8	2	2	17	6	27
J. Clark	2-2	0-0	0-0	3	1	4	0	11
J. Kyman	3-7	1-4	0-0	1	1	7	0	15
K. Nwuba	0-1	0-0	0-0	1	1	0	0	2
J. Hill	4-6	0-0	3-7	10	2	11	3	25
D. Singleton	0-3	0-0	0-0	5	3	0	1	24
R. Stong	0-0	0-0	0-0	0	0	0	0	1
TOTALS	28-51	6-16	16-24	42	17	78	16	200

Halftime Score – UCLA 43, Seattle 29. Team Rebounds – Seattle 2, UCLA 0. Turnovers – UCLA 15, Seattle 14. Technicals – None. Attendance: 0. Officials – Marc Beasley, Eric Curry, Mike Reed.

Game No. 4 – December 6, 2020
Pauley Pavilion – Los Angeles, Calif.
UCLA 76, California 56

CALIFORNIA 56

NAME	FG	3FG	FT	R	PF	TP	A	MIN
G. Anticevich	3-8	2-5	0-0	2	3	8	0	29
A. Kelly	1-2	0-0	0-0	5	2	2	1	23
R. Betley	5-11	2-8	0-0	4	2	12	0	35
J. Brown	1-2	0-1	0-1	1	2	2	5	31
M. Bradley	5-12	1-3	1-2	3	1	12	0	23
M. Foreman	5-10	4-7	0-0	1	1	14	3	24
K. Kuany	0-1	0-1	0-0	0	2	0	0	5
L. Thiemann	1-1	0-0	0-0	1	1	2	0	10
J. Celestine	0-0	0-0	0-0	0	0	0	0	2
D.J. Thorpe	0-0	0-0	0-0	2	0	0	1	7
D. Klonaras	1-2	0-1	2-2	3	4	4	1	11
TOTALS	22-49	9-26	3-5	22	18	56	11	200

UCLA 76

NAME	FG	3FG	FT	R	PF	TP	A	MIN
C. Riley	2-4	0-0	0-0	2	1	4	2	20
J. Bernard	1-5	0-2	1-2	5	3	3	2	30
J. Jaquez Jr.	5-9	2-4	0-3	6	0	12	2	32
C. Smith	7-12	3-4	4-5	4	2	21	1	31
T. Campbell	5-7	0-0	1-2	4	0	11	12	29
J. Clark	0-0	0-0	0-0	0	1	0	0	5
J. Kyman	2-3	0-1	0-0	2	1	4	1	16
J. Hill	4-6	0-0	2-3	7	2	10	2	21
D. Singleton	4-4	3-3	0-0	1	0	11	1	16
TOTALS	30-50	8-14	8-15	31	10	76	23	200

Halftime Score – UCLA 40, California 22. Team Rebounds – None. Turnovers – California 15, UCLA 11. Technicals – None. Attendance: 0. Officials – Gerry Pollard, John Higgins, Randy McCall.

Game No. 5 – December 9, 2020
Pauley Pavilion – Los Angeles, Calif.
UCLA 83, San Diego 56

SAN DIEGO 56

NAME	FG	3FG	FT	R	PF	TP	A	MIN
J. Parrish	2-6	0-0	2-4	3	5	6	1	18
Y. Massalski	3-8	0-0	3-4	14	1	9	0	24
J. Calcaterra	6-11	4-5	2-2	1	1	18	3	30
F. Hughes	3-10	1-3	3-5	2	2	10	1	26
F. Sullivan	2-7	2-4	0-0	0	2	6	3	29
M. Humphrey	0-3	0-1	0-0	1	1	0	3	18
Y. Gultekin	2-5	1-2	0-0	3	1	5	0	17
V. Pinchuk	0-4	0-0	0-0	2	2	0	0	16
C. Herren Jr.	1-2	0-0	0-0	0	2	2	0	7
B. Pyle	0-5	0-4	0-0	0	1	0	1	15
TOTALS	19-61	8-19	10-15	31	18	56	12	200

UCLA 83

NAME	FG	3FG	FT	R	PF	TP	A	MIN
C. Riley	4-10	0-0	3-4	10	1	11	2	21
J. Bernard	1-3	0-0	0-0	4	2	2	2	19
J. Jaquez Jr.	6-9	3-4	2-2	4	3	17	1	29
C. Smith	3-5	1-2	5-6	8	4	12	2	21
T. Campbell	5-12	1-1	1-2	5	2	12	5	28
J. Clark	2-3	0-0	2-2	0	1	6	0	4
J. Juzang	4-6	1-2	1-2	3	0	10	0	20
J. Kyman	2-4	0-1	0-0	2	0	4	1	17
K. Nwuba	0-0	0-0	0-0	1	0	0	0	1
L. Cremonesi	0-0	0-0	0-0	0	0	0	0	1
J. Hill	2-8	0-0	3-4	10	1	7	0	18
D. Singleton	1-5	0-3	0-0	1	1	2	1	20
R. Stong	0-0	0-0	0-0	0	0	0	1	1
TOTALS	30-65	6-13	17-22	50	15	83	15	200

Halftime Score – UCLA 33, San Diego 23. Team Rebounds – San Diego 5, UCLA 2. Turnovers – San Diego 12, UCLA 10. Technicals – None. Attendance: 0. Officials – Gregory Nixon, Michael Irving, Larry Spaulding.

Game No. 6 – December 11, 2020
Pauley Pavilion – Los Angeles, Calif.
UCLA 69, Marquette 60

MARQUETTE 60

NAME	FG	3FG	FT	R	PF	TP	A	MIN
T. John	0-2	0-0	0-0	6	4	0	2	26
J. Cain	3-7	0-3	0-0	7	2	6	0	30
D. Garcia	3-12	0-4	6-6	4	3	12	0	35
D.J. Carton	7-13	2-6	2-3	5	3	18	4	33
K. McEwen	4-8	1-2	0-0	5	5	9	3	28
J. Lewis	3-4	0-0	1-2	4	4	7	0	12
G. Elliott	2-6	1-4	3-4	0	2	8	0	24
D. Akanno	0-1	0-1	0-0	0	1	0	0	5
O. Ighodaro	0-0	0-0	0-0	1	0	0	0	7
TOTALS	22-53	4-20	12-15	37	24	60	9	200

UCLA 69

NAME	FG	3FG	FT	R	PF	TP	A	MIN
C. Riley	1-3	0-0	1-2	0	3	3	0	17
J. Juzang	3-12	1-8	2-2	2	3	9	1	27
J. Jaquez Jr.	7-12	1-3	3-3	6	4	18	1	28
C. Smith	0-8	0-2	4-6	7	0	4	0	26
T. Campbell	2-3	0-1	0-0	3	2	4	9	35
J. Clark	0-0	0-0	0-0	1	2	0	0	4
J. Bernard	5-7	1-3	4-4	7	2	15	1	26
J. Kyman	1-4	1-3	0-0	0	0	3	0	6
J. Hill	2-4	0-0	3-4	4	1	7	1	22
D. Singleton	2-3	2-3	0-0	0	1	6	0	9
TOTALS	23-56	6-23	17-21	31	18	69	13	200

Halftime Score – UCLA 36, Marquette 34. Team Rebounds – Marquette 5, UCLA 1. Turnovers – Marquette 18, UCLA 7. Technicals – None. Attendance: 0. Officials – Chris Rastatter, David Hall, Tony Padilla.

Game No. 7 – December 19, 2020
Rocket Mortgage FieldHouse – Cleveland, Ohio
(20) Ohio State 77, UCLA 70

UCLA 70

NAME	FG	3FG	FT	R	PF	TP	A	MIN
C. Riley	7-9	0-0	1-2	5	4	15	1	21
J. Juzang	5-13	1-6	2-2	3	1	13	2	31
J. Jaquez Jr.	2-9	1-2	2-2	6	3	7	2	32
C. Smith	2-8	0-1	2-2	6	3	7	2	32
T. Campbell	1-10	0-1	1-2	1	1	3	5	34
J. Bernard	1-3	0-1	6-7	6	4	8	3	28
J. Kyman	1-1	1-1	0-0	0	2	3	0	9
J. Hill	4-6	0-0	2-5	4	2	10	0	19
D. Singleton	1-1	1-1	2-2	1	1	5	0	6
TOTALS	24-60	4-13	18-24	37	18	70	13	200

OHIO STATE 77

NAME	FG	3FG	FT	R	PF	TP	A	MIN
J. Sueing	2-5	0-2	2-2	5	3	6	1	19
K. Young	2-4	0-1	3-5	4	3	7	0	23
E.J. Liddell	4-8	1-3	0-0	3	5	9	0	19
D. Washington Jr.	4-12	2-6	4-4	5	1	14	3	32
C.J. Walker	3-6	0-1	4-4	2	2	10	4	36
J. Sotos	0-1	0-1	0-0	0	0	0	0	2
M. Jallow	3-5	1-3	1-4	3	2	8	3	28
E. Brown III	3-3	3-3	0-0	0	0	9	0	7
J. Ahrens	1-1	1-1	0-0	0	1	3	0	10
Z. Key	3-4	0-0	5-7	6	2	11	0	22
S. Towns	0-1	0-1	0-0	0	0	0	0	2
TOTALS	25-50	8-22	19-26	31	19	77	11	200

Halftime Score – Ohio State 39, UCLA 38. Team Rebounds – UCLA 6, Ohio State 3. Turnovers – Ohio State 7, UCLA 6. Technicals – None. Attendance: 0. Officials – Roger Ayers, Chris Rastatter, DG Nelson.

UCLA'S MOST RECENT MATCHUP AGAINST UTAH

The Bruins never trailed en route to a 69-58 victory against Utah, the night of Feb. 20, in a Pac-12 matchup before 9,815 at the Jon M. Huntsman Center late last season.

Jules Bernard scored 16 points to lead the Bruins (16-11, 9-5 Pac-12), who had won eight of 10 games with the victory. Bernard scored 14 points in the first half. Tyger Campbell finished with 13 points and four assists.

"I thought, defensively, we couldn't play much better than we played," said Mick Cronin, the Michael Price Family UCLA Head Basketball Coach. "And then I would say Jules Bernard was a key to the win tonight because Chris [Smith] and Jaime [Jaquez Jr.] got the fouls, and when that happened, Jules took over. And not just offensively, when we needed him with those guys out, his defense was tremendous all night."

Utah (14-12, 5-9) was led by Alfonso Plummer, who scored 14 of 16 points during the second half. Timmy Allen added 11 points and seven rebounds, while Branden Carlson scored 10 points.

Utah entered the game with a 10-1 record at home that season. But against UCLA, the Runnin' Utes had made just seven of 18 shots (38.9%) in the first half. The Bruins had built a double-digit advantage that swelled to 20 points in the second half.

UCLA knocked down seven of their first eight shot attempts, establishing an 18-10 lead with 13:18 to go in the first half. Bernard scored 12 of the team's 14 points during one first-half stretch, and UCLA entered the locker room at the intermission ahead, 33-21.

UCLA carried its momentum into the second half, scoring the first six points after halftime. David Singleton, who made three 3-pointers on the night, knocked down his second triple with 15:03 remaining, to push UCLA's cushion to 49-29.

February 20, 2020
Jon M. Huntsman Center – Salt Lake City, Utah
UCLA 69, Utah 58

UCLA 69

NAME	FG	3FG	FT	R	PF	TP	A	MIN
Jalen Hill	0-0	0-0	7-8	8	1	7	0	24
Jaime Jaquez Jr.	3-3	1-1	2-2	7	2	9	2	27
Chris Smith	4-7	1-3	0-0	1	3	9	0	22
Tyger Campbell	5-11	0-3	3-4	2	3	13	4	36
David Singleton	3-7	3-6	0-0	2	1	9	0	35
Alex Olesinski	0-0	0-0	0-0	0	0	0	0	3
Cody Riley	3-11	0-0	0-2	7	4	6	1	19
Jules Bernard	6-9	1-2	3-3	3	3	16	2	33
Jake Kyman	0-0	0-0	0-0	0	1	0	0	1
TOTALS	24-48	6-15	15-19	33	18	69	9	200

UTAH 58

NAME	FG	3FG	FT	R	PF	TP	A	MIN
Timmy Allen	4-12	0-1	3-5	7	1	11	2	40
Riley Battin	0-2	0-2	0-0	1	1	0	0	15
Branden Carlson	4-5	0-0	2-2	1	5	10	0	12
Both Gach	2-10	0-3	1-3	3	1	5	3	34
Rylan Jones	2-4	0-0	1-1	2	5	5	6	36
Jaxon Brenchley	0-1	0-0	1-3	0	0	1	1	7
Mikael Jantunen	3-4	0-0	2-3	4	2	8	0	29
Alfonso Plummer	5-9	3-6	3-3	0	1	16	0	17
Lahat Thioune	1-1	0-0	0-0	2	1	2	0	10
TOTALS	21-48	3-12	13-20	24	17	58	12	200

Halftime Score – UCLA 33, Utah 21. Team Rebounds – Utah 4, UCLA 3. Turnovers – UCLA 19, Utah 16. Technicals – Utah: Team. Attendance: 9,815. Officials – Olandis Poole, Michael Irving, Michael Greenstein.

JULES BERNARD (1)

JUNIOR – G – 6-6, 205 – Los Angeles, Calif. (Windward School)

SEASON/CAREER BEST PERFORMANCES

Category	Season High	Career High
Points	21 vs. Pepperdine (Nov. 27, 2020)	21 vs. Pepperdine (Nov. 27, 2020)
Rebounds	7 vs. Marquette (Dec. 11, 2020)	8 vs. UC Santa Barbara (Nov. 10, 2019)
Assists	3 vs. Ohio State (Dec. 19, 2020)	4 vs. Hofstra (Nov. 21, 2019)
Steals	2 vs. Marquette (Dec. 11, 2020)	3 (twice), last at Colorado (March 7, 2019)
Blocks	1 vs. Pepperdine (Nov. 27, 2020)	2 at Washington State (Jan. 4, 2020)
Minutes	35 vs. Pepperdine (Nov. 27, 2020)	35 vs. Pepperdine (Nov. 27, 2020)
FG Made	7 vs. Pepperdine (Nov. 27, 2020)	7 (twice), last vs. Pepperdine (Nov. 27, 2020)
FG Att.	15 vs. Pepperdine (Nov. 27, 2020)	15 vs. Pepperdine (Nov. 27, 2020)
3PFG Made	3 vs. Seattle (Dec. 3, 2020)	4 vs. California (Jan. 5, 2019)
3PFG Att.	5 vs. Seattle (Dec. 3, 2020)	7 (twice), last vs. BYU (Nov. 25, 2019)
FT Made	6 (twice), last vs. Ohio State (Dec. 19, 2020)	9 vs. Oregon (Feb. 23, 2019)
FT Att.	8 vs. Pepperdine (Nov. 27, 2020)	11 vs. Oregon (Feb. 23, 2019)

KEY NOTES ON JULES BERNARD

- Has averaged 9.6 points and 5.1 rebounds per contest ... scored a career-high 21 points against Pepperdine (Nov. 27, 2020)
- Has scored in double figures in three of the Bruins' seven games ... has shot 48.8% percent from the field, connecting on 21 of 43 shots
- Through seven games, has shot 80.0 percent at the free throw line ... shot 78.4 percent at the line as a sophomore in 2019-20
- As a sophomore last season, averaged 5.5 points and 2.6 rebounds per game (30 contests) ... averaged 16.1 minutes per game off the bench for the Bruins
- Has played in 70 games for the Bruins, averaging 6.9 points and 3.1 rebounds per contest with UCLA
- Excelled at Windward School in Los Angeles, where he was a four-year varsity letterwinner (averaged 26.0 points, 14.0 rebounds per game as a senior)

JULES BERNARD'S GAME-BY-GAME (2020-21)

DATE	OPP	G-GS	MIN	FG-FGA	PCT	3FG-A	PCT	FT-FTA	PCT	OR	DR	TOT	PF-DQ	A	TO	BS	S	PTS
11-25	at San Diego State	1-1	26	0-2	.000	0-2	.000	2-2	1.000	1	4	5	2-0	0	0	0	0	2
11-27	vs. Pepperdine	1-1	35	7-15	.467	1-4	.250	6-8	.750	3	3	6	5-1	0	1	1	1	21
12-03	Seattle	1-1	29	6-8	.750	3-5	.600	1-2	.500	0	3	3	3-0	1	3	0	1	16
12-06	California	1-1	30	1-5	.200	0-2	.000	1-2	.500	2	3	5	3-0	2	1	0	0	3
12-09	San Diego	1-1	19	1-3	.333	0-0	.000	0-0	.000	3	1	4	2-0	2	2	0	0	2
12-11	Marquette	1-0	26	5-7	.714	1-3	.333	4-4	1.000	2	5	7	2-0	1	0	0	2	15
12-19	vs. Ohio State	1-0	28	1-3	.333	0-1	.000	6-7	.857	3	3	6	4-0	3	0	0	0	8
TOTALS		7-5	193	21-43	.488	5-17	.294	20-25	.800	14	22	36	21-1	9	7	1	4	67

JULES BERNARD'S CAREER STATISTICS

Season	Yr.	G-GS	MIN	MPG	FG-FGA	PCT	3FG-A	PCT	FT-FTA	PCT	OR	DR	TOT	RPG	PF-DQ	A	TO	BS	S	PTS	PPG
2018-19	FR	33-2	568	17.2	82-175	.469	23-62	.371	65-88	.739	27	75	102	3.1	68-0	28	50	3	17	252	7.6
2019-20	SO	30-1	483	16.1	53-136	.390	19-60	.317	40-51	.784	19	60	79	2.6	46-2	19	34	7	16	165	5.5
2020-21	JR	7-5	193	27.6	21-43	.488	5-17	.294	20-25	.800	14	22	36	5.1	21-1	9	7	1	4	67	9.6
CAREER		70-8	1244	17.8	156-354	.441	47-139	.338	125-164	.762	60	157	217	3.1	135-3	56	91	11	37	484	6.9

TYGER CAMPBELL (10)

REDSHIRT SOPHOMORE – G – 5-11, 180 – Cedar Rapids, Iowa (La Lumiere School [Indiana])

SEASON/CAREER BEST PERFORMANCES

Category	Season High	Career High
Points	22 vs. Pepperdine (Nov. 27, 2020)	22 (twice), last vs. Pepperdine (Nov. 27, 2020)
Rebounds	6 vs. Pepperdine (Nov. 27, 2020)	7 vs. Washington (Feb. 15, 2020)
Assists	12 vs. California (Dec. 6, 2020)	14 vs. Arizona State (Feb. 27, 2020)
Steals	2 vs. Seattle (Dec. 3, 2020)	4 vs. Washington State (Feb. 13, 2019)
Blocks	—	—
Minutes	52 vs. Pepperdine (Nov. 27, 2020)	52 vs. Pepperdine (Nov. 27, 2020)
FG Made	8 vs. Pepperdine (Nov. 27, 2020)	8 vs. Pepperdine (Nov. 27, 2020)
FG Att.	19 vs. Pepperdine (Nov. 27, 2020)	19 vs. Pepperdine (Nov. 27, 2020)
3PFG Made	3 vs. Pepperdine (Nov. 27, 2020)	3 (4 times), last vs. Pepperdine (Nov. 27, 2020)
3PFG Att.	9 vs. Pepperdine (Nov. 27, 2020)	9 vs. Pepperdine (Nov. 27, 2020)
FT Made	8 vs. Seattle (Dec. 3, 2020)	8 vs. Seattle (Dec. 3, 2020)
FT Att.	8 vs. Seattle (Dec. 3, 2020)	10 vs. Washington State (Feb. 13, 2020)

KEY NOTES ON TYGER CAMPBELL

- Has averaged 11.1 points per game and a team-best 6.9 assists per game, through seven contests
- Registered his third career double-double in the win against California (Dec. 6), totaling 11 points and 12 assists (with just one turnover)
- Has totaled 48 assists and nine turnovers, compiling an assist-turnover ratio of 5.3-to-1 (the best ratio among all Pac-12 players, through Sunday, Dec. 27)
- Among players in a "power-6" conference, ranked No. 2 in the nation in best assist-turnover ratio (5.3), with a minimum of three games played (through Sunday, Dec. 27)
- Has averaged 34.1 minutes per game (through seven games), which ranked No. 2 in the Pac-12 through games played Sunday, Dec. 27 (behind Jaime Jaquez Jr., 34.3 mpg)
- As a redshirt freshman last season, averaged 8.3 points and a team-best 5.0 assists per game ... played in all 31 games (scored in double figures in 13 contests)
- Last season, he ranked first in the Pac-12 last season in assist-turnover ratio (2.79) and was third in assists per game (5.0)
- Through the final 10 games last season, averaged 11.7 points and 6.9 assists per game ... also logged a 3.45 assist-turnover ratio in those last 10 contests
- Redshirted the 2018-19 season ... missed the entire year, recovering from an ACL tear in his left knee (injury sustained Oct. 7, 2018)

TYGER CAMPBELL'S GAME-BY-GAME (2020-21)

DATE	OPP	G-GS	MIN	FG-FGA	PCT	3FG-A	PCT	FT-FTA	PCT	OR	DR	TOT	PF-DQ	A	TO	BS	S	PTS
11-25	at San Diego State	1-1	34	3-9	.333	0-5	.000	3-4	.750	0	0	0	3-0	4	3	0	0	9
11-27	vs. Pepperdine	1-1	52	8-19	.421	3-9	.333	3-4	.750	2	4	6	4-0	7	1	0	1	22
12-03	Seattle	1-1	27	4-9	.444	1-4	.250	8-8	1.000	0	2	2	2-0	6	2	0	2	17
12-06	California	1-1	29	5-7	.714	0-0	.000	1-2	.500	1	3	4	0-0	12	1	0	0	11
12-09	San Diego	1-1	28	5-12	.417	1-1	1.000	1-2	.500	1	4	5	2-0	5	0	0	1	12
12-11	Marquette	1-1	35	2-3	.667	0-1	.000	0-0	.000	0	3	3	2-0	9	2	0	1	4
12-19	vs. Ohio State	1-1	34	1-10	.100	0-1	.000	1-2	.500	0	1	1	1-0	5	0	0	1	3
TOTALS		7-7	239	28-69	.406	5-21	.238	17-22	.773	4	17	21	14-0	48	9	0	6	78

TYGER CAMPBELL'S CAREER STATISTICS

Season	Yr.	G-GS	MIN	MPG	FG-FGA	PCT	3FG-A	PCT	FT-FTA	PCT	OR	DR	TOT	RPG	PF-DQ	A	TO	BS	S	PTS	PPG
2019-20	FR	31-31	931	30.0	87-243	.358	24-90	.267	58-86	.674	20	54	74	2.4	62-0	156	56	0	26	256	8.3
2020-21	SO	7-7	239	34.1	28-69	.406	5-21	.238	17-22	.773	4	17	21	3.0	14-0	48	9	0	6	78	11.1
CAREER		38-38	1170	30.8	115-312	.369	29-111	.261	75-108	.694	24	71	95	2.5	76-0	204	65	0	32	334	8.8

JAYLEN CLARK (0)

FRESHMAN – G – 6-5, 195 – Riverside, Calif. (Etiwanda HS)

SEASON/CAREER BEST PERFORMANCES

Category	Season High	Career High
Points	6 vs. San Diego (Dec. 9, 2020)	6 vs. San Diego (Dec. 9, 2020)
Rebounds	3 vs. Seattle (Dec. 3, 2020)	3 vs. Seattle (Dec. 3, 2020)
Assists	—	—
Steals	—	—
Blocks	—	—
Minutes	11 vs. Seattle (Dec. 3, 2020)	11 vs. Seattle (Dec. 3, 2020)
FG Made	2 (twice), last vs. San Diego (Dec. 9, 2020)	2 (twice), last vs. San Diego (Dec. 9, 2020)
FG Att.	3 vs. San Diego (Dec. 9, 2020)	3 vs. San Diego (Dec. 9, 2020)
3PFG Made	—	—
3PFG Att.	—	—
FT Made	2 vs. San Diego (Dec. 9, 2020)	2 vs. San Diego (Dec. 9, 2020)
FT Att.	2 vs. San Diego (Dec. 9, 2020)	2 vs. San Diego (Dec. 9, 2020)

KEY NOTES ON JAYLEN CLARK

- One of two true freshmen on UCLA's roster, along with forward Logan Cremonesi ... spent his senior season at Etiwanda High School (Rancho Cucamonga, Calif.)
- As a senior (2019-20) at Etiwanda HS, averaged 18.5 points, 6.4 rebounds, 2.7 assists and 2.6 steals per game
- Helped lead Etiwanda HS to a 30-4 record last season ... the Etiwanda Eagles had a perfect 10-0 record in the Baseline League
- Scored a team-leading 32 points and had 13 rebounds against Sierra Canyon in a CIF Southern Section Open Division semifinal game (Feb. 21, 2020) at Calabasas High School
- Spent his first three years of high school competing at Centennial High School (Corona, Calif.) ... was on the varsity squad all three seasons at Centennial HS
- As a youngster, idolized 6-foot-5 shooting guard Ray Allen because of his “perfect jumper and his all-around game”

JAYLEN CLARK’S GAME-BY-GAME (2020-21)

DATE	OPP	G-GS	MIN	FG-FGA	PCT	3FG-A	PCT	FT-FTA	PCT	OR	DR	TOT	PF-DQ	A	TO	BS	S	PTS
11-25	at San Diego State	1-0	3	0-0	.000	0-0	.000	0-0	.000	0	0	0	0-0	0	0	0	0	0
11-27	vs. Pepperdine	1-0	0+	0-0	.000	0-0	.000	0-0	.000	0	0	0	0-0	0	0	0	0	0
12-03	Seattle	1-0	11	2-2	1.000	0-0	.000	0-0	.000	0	3	3	1-0	0	1	0	0	4
12-06	California	1-0	5	0-0	.000	0-0	.000	0-0	.000	0	0	0	1-0	0	1	0	0	0
12-09	San Diego	1-0	4	2-3	.667	0-0	.000	2-2	1.000	0	0	0	1-0	0	0	0	0	6
12-11	Marquette	1-0	4	0-0	.000	0-0	.000	0-0	.000	0	1	1	2-0	0	0	0	0	0
12-19	vs. Ohio State	—	DNP	—	—	—	—	—	—	—	—	—	—	—	—	—	—	—
TOTALS		6-0	27	4-5	.800	0-0	.000	2-2	1.000	0	4	4	5-0	0	2	0	0	10

JAYLEN CLARK’S CAREER STATISTICS

Season	Yr.	G-GS	MIN	MPG	FG-FGA	PCT	3FG-A	PCT	FT-FTA	PCT	OR	DR	TOT	RPG	PF-DQ	A	TO	BS	S	PTS	PPG
2020-21	FR	6-0	27	4.5	4-5	.800	0-0	.000	2-2	1.000	0	4	4	0.7	5-0	0	2	0	0	10	1.7
CAREER		6-0	27	4.5	4-5	.800	0-0	.000	2-2	1.000	0	4	4	0.7	5-0	0	2	0	0	10	1.7

LOGAN CREMONESI (23)

FRESHMAN – F – 6-7, 210 – Oceanside, Calif. (Mater Dei HS)

SEASON/CAREER BEST PERFORMANCES

Category	Season High	Career High
Points	—	—
Rebounds	—	—
Assists	—	—
Steals	—	—
Blocks	—	—
Minutes	1 vs. San Diego (Dec. 9, 2020)	1 vs. San Diego (Dec. 9, 2020)
FG Made	—	—
FG Att.	—	—
3PFG Made	—	—
3PFG Att.	—	—
FT Made	—	—
FT Att.	—	—

KEY NOTES ON LOGAN CREMONESI

- Saw his first action in a game with UCLA in the second half of the team’s 83-56 win over San Diego (Dec. 9, 2020)
- One of two true freshmen on UCLA’s roster, along with guard Jaylen Clark ... spent his final three years of high school at Mater Dei HS (Santa Ana, Calif.)
- As a senior (2019-20) at Mater Dei HS, averaged 2.7 points and 2.3 rebounds per game in 32 contests
- Was a two-time recipient of Mater Dei basketball’s annual Coaches’ Award ... in 2019-20, helped the Monarchs compile 25-8 record and a 9-1 record in the Trinity League
- During his senior season at Mater Dei, the basketball team advanced to the semifinal round of the CIF Southern California RegionaI Open Division playoffs (lost to Etiwanda, 65-61)
- Grew up in Oceanside, Calif., and was born in Chicago ... as a youngster, idolized Chicago Bulls’ great Michael Jordan ... wears jersey number 23 out of respect for Michael Jordan
- Spent his freshman year of high school at El Camino High School in Oceanside, Calif.

LOGAN CREMONESI’S GAME-BY-GAME (2020-21)

DATE	OPP	G-GS	MIN	FG-FGA	PCT	3FG-A	PCT	FT-FTA	PCT	OR	DR	TOT	PF-DQ	A	TO	BS	S	PTS
11-25	at San Diego State	—	DNP	—	—	—	—	—	—	—	—	—	—	—	—	—	—	—
11-27	vs. Pepperdine	—	DNP	—	—	—	—	—	—	—	—	—	—	—	—	—	—	—
12-03	Seattle	—	DNP	—	—	—	—	—	—	—	—	—	—	—	—	—	—	—
12-06	California	—	DNP	—	—	—	—	—	—	—	—	—	—	—	—	—	—	—
12-09	San Diego	1-0	1	0-0	.000	0-0	.000	0-0	.000	0	0	0	0-0	0	0	0	0	0
12-11	Marquette	—	DNP	—	—	—	—	—	—	—	—	—	—	—	—	—	—	—
12-19	vs. Ohio State	—	DNP	—	—	—	—	—	—	—	—	—	—	—	—	—	—	—
TOTALS		1-0	1	0-0	.000	0-0	.000	0-0	.000	0	0	0	0-0	0	0	0	0	0

LOGAN CREMONESI’S CAREER STATISTICS

Season	Yr.	G-GS	MIN	MPG	FG-FGA	PCT	3FG-A	PCT	FT-FTA	PCT	OR	DR	TOT	RPG	PF-DQ	A	TO	BS	S	PTS	PPG
2020-21	FR	1-0	1	1.0	0-0	.000	0-0	.000	0-0	.000	0	0	0	0.0	0-0	0	0	0	0	0	0.0
CAREER		1-0	1	1.0	0-0	.000	0-0	.000	0-0	.000	0	0	0	0.0	0-0	0	0	0	0	0	0.0

MAC ETIENNE (12)

FRESHMAN – F/C – 6-9, 220 – Middletown, N.Y. (Suffield Academy [CT])

SEASON/CAREER BEST PERFORMANCES

Category	Season High	Career High
Points	—	—
Rebounds	—	—
Assists	—	—
Steals	—	—
Blocks	—	—
Minutes	—	—
FG Made	—	—
FG Att.	—	—
3PFG Made	—	—
3PFG Att.	—	—
FT Made	—	—
FT Att.	—	—

KEY NOTES ON MAC ETIENNE

- Has enrolled at UCLA for the 2021 Winter Quarter ... spent the previous two seasons of high school at Suffield Academy (Suffield, Conn.)
- Averaged 15.0 points, 13.0 rebounds and 4.0 blocked shots per game during the 2019-20 season at Suffield Academy
- Named the 2019-20 Gatorade Boys’ Basketball Player of the Year in Connecticut ... had been rated as the nation’s No. 5 center in his high school class by 247Sports.com
- Was ranked the No. 31 player in the Class of 2021 (top 100 rankings) by 247Sports.com ... also listed among the top 60 players by Rivals.com and ESPN.com
- Competed for the Nike PSA Cardinals AAU program while in high school

JALEN HILL (24)

REDSHIRT JUNIOR – F/C – 6-10, 245 – Corona, Calif. (Centennial HS)

SEASON/CAREER BEST PERFORMANCES

Category	Season High	Career High
Points	11 vs. Seattle (Dec. 3, 2020)	24 vs. Hofstra (Nov. 21, 2019)
Rebounds	10 (twice), last vs. San Diego (Dec. 9, 2020)	20 vs. Presbyterian (Nov. 19, 2018)
Assists	3 vs. Seattle (Dec. 3, 2020)	4 (twice), last vs. San Jose State (Dec. 1, 2019)
Steals	1 vs. California (Dec. 6, 2020)	4 (twice), last at Utah (Feb. 20, 2020)
Blocks	3 (twice), last vs. Marquette (Dec. 11, 2020)	3 (7 times), last vs. Marquette (Dec. 11, 2020)
Minutes	25 vs. Seattle (Dec. 3, 2020)	35 (twice), last at Oregon (Jan. 26, 2020)
FG Made	4 (3 times), last vs. Ohio State (Dec. 19, 2020)	10 vs. Hofstra (Nov. 21, 2019)
FG Att.	8 vs. San Diego (Dec. 9, 2020)	14 vs. Hofstra (Nov. 21, 2019)
3PFG Made	—	—
3PFG Att.	—	—
FT Made	3 (twice), last vs. Marquette (Dec. 11, 2020)	9 vs. Southern Utah (Nov. 18, 2019)
FT Att.	7 vs. Seattle (Dec. 3, 2020)	12 (twice), last vs. San Jose State (Dec. 1, 2019)

KEY NOTES ON JALEN HILL

- Has averaged 9.0 points and 7.0 rebounds in five contests ... did not play in the first two games of the season (right knee, tendonitis)
- Through Sunday (Dec. 27), he ranked No. 7 in the Pac-12 in most rebounds per game (7.0)
- As a sophomore in 2019-20, he averaged 9.0 points, 6.9 rebounds and 1.1 blocks per game (30 games, 25 starts)
- Has totaled eight career double-doubles (one this season) ... has scored in double figures in 17 career games (three times this season)
- Named an honorable mention Pac-12 All-Defensive Team selection at the end of the 2019-20 season
- Last season, he ranked No. 9 in the Pac-12 in rebounding (6.9 rpg) ... was No. 7 in the league in most offensive rebounds per game (2.5)
- Tallied a season-high 24 points and grabbed 12 rebounds in a home game against Hofstra (Nov. 21, 2019)
- In Nov. 2018, became UCLA's first player with at least 20 rebounds in a game (Nov. 19, 2018) since Kevin Love had 21 rebounds in Jan. 2008

JALEN HILL'S GAME-BY-GAME (2020-21)

DATE	OPP	G-GS	MIN	FG-FGA	PCT	3FG-A	PCT	FT-FTA	PCT	OR	DR	TOT	PF-DQ	A	TO	BS	S	PTS
11-25	at San Diego State	—	DNP	—	—	—	—	—	—	—	—	—	—	—	—	—	—	—
11-27	vs. Pepperdine	—	DNP	—	—	—	—	—	—	—	—	—	—	—	—	—	—	—
12-03	Seattle	1-0	25	4-6	.667	0-0	.000	3-7	.429	2	8	10	2-0	3	1	3	0	11
12-06	California	1-0	21	4-6	.667	0-0	.000	2-3	.667	2	5	7	2-0	2	0	0	1	10
12-09	San Diego	1-0	18	2-8	.250	0-0	.000	3-4	.750	3	7	10	1-0	0	2	1	0	7
12-11	Marquette	1-0	22	2-4	.500	0-0	.000	3-4	.750	1	3	4	2-0	1	0	3	0	7
12-19	vs. Ohio State	1-0	19	4-6	.667	0-0	.000	2-5	.400	3	1	4	2-0	0	0	1	0	10
TOTALS		5-0	105	16-30	.533	0-0	.000	13-23	.565	11	24	35	8-0	6	3	8	1	45

JALEN HILL'S CAREER STATISTICS

Season	Yr.	G-GS	MIN	MPG	FG-FGA	PCT	3FG-A	PCT	FT-FTA	PCT	OR	DR	TOT	RPG	PF-DQ	A	TO	BS	S	PTS	PPG
2018-19	FR	33-15	668	20.2	49-87	.563	0-0	.000	44-65	.677	62	137	199	6.0	69-1	40	36	14	13	142	4.3
2019-20	SO	30-25	723	24.1	88-165	.533	0-0	.000	95-129	.736	75	133	208	6.9	68-1	37	56	32	18	271	9.0
2020-21	JR	5-0	105	21.0	16-30	.533	0-0	.000	13-23	.565	11	24	35	7.0	8-0	6	3	8	1	45	9.0
CAREER		68-40	1496	22.0	153-282	.543	0-0	.000	152-217	.700	148	294	442	6.5	145-2	83	95	54	32	458	6.7

JAIME JAQUEZ JR. (4)

SOPHOMORE – G/F – 6-6, 220 – Camarillo, Calif. (Camarillo HS)

SEASON/CAREER BEST PERFORMANCES

Category	Season High	Career High
Points	18 vs. Marquette (Dec. 11, 2020)	18 (3 times), last vs. Marquette (Dec. 11, 2020)
Rebounds	11 vs. Pepperdine (Nov. 27, 2020)	12 vs. Chaminade (Nov. 26, 2019)
Assists	5 vs. Pepperdine (Nov. 27, 2020)	5 at Oregon (Jan. 26, 2020)
Steals	1 (6 times), last vs. Ohio State (Dec. 19, 2020)	4 (3 times), last vs. Arizona State (Feb. 27, 2020)
Blocks	4 vs. San Diego (Dec. 9, 2020)	4 vs. San Diego (Dec. 9, 2020)
Minutes	55 vs. Pepperdine (Nov. 27, 2020)	55 vs. Pepperdine (Nov. 27, 2020)
FG Made	7 vs. Marquette (Dec. 11, 2020)	8 vs. Chaminade (Nov. 26, 2019)
FG Att.	13 vs. Pepperdine (Nov. 27, 2020)	14 (twice), last at Colorado (Feb. 22, 2020)
3PFG Made	3 (twice), last vs. San Diego (Dec. 9, 2020)	3 (3 times), last vs. San Diego (Dec. 9, 2020)
3PFG Att.	7 vs. Pepperdine (Nov. 27, 2020)	7 vs. Pepperdine (Nov. 27, 2020)
FT Made	5 vs. Pepperdine (Nov. 27, 2020)	8 vs. Utah (Feb. 2, 2020)
FT Att.	11 vs. Pepperdine (Nov. 27, 2020)	11 vs. Pepperdine (Nov. 27, 2020)

KEY NOTES ON JAIME JAQUEZ JR. (pronounced HY-may HAH-kez)

- Has averaged 13.7 points and 6.0 rebounds in seven games ... has averaged 34.3 minutes per game (No. 1 among all Pac-12 players, through Sunday, Dec. 27)
- Has scored in double figures in five of seven games ... has shot 52.3% from the field ... has one steal in each of the team's last six games
- Has played at least 28 minutes in each of the Bruins' seven contests ... most recently played 32 minutes in the team's 77-70 loss to Ohio State (Dec. 19)
- Tied his career high with 18 points in the Bruins' 69-60 win over Marquette on Saturday, Dec. 11 ... shot 7-for-12 in that game and grabbed six rebounds
- Never exited the triple overtime win against Pepperdine ... his 55:00 minutes were the most in a game by a UCLA player since Feb. 28, 1985 (Reggie Miller, Nigel Miguel, 59 minutes each)
- Has totaled three career double-doubles (two last season) ... he scored in double figures in 14 games as a freshman (2019-20)
- Last season, he made the game-winning 3-point shot with 0.6 seconds to play, snapping a 72-72 tie, in a 75-72 win over Arizona State (Feb. 27, 2020)
- Secured first-team All-CIF Southern Section honors all four seasons at Camarillo High School ... was nationally ranked as the No. 81 player in his high school class by Rivals.com

JAIME JAQUEZ JR.'S GAME-BY-GAME (2020-21)

DATE	OPP	G-GS	MIN	FG-FGA	PCT	3FG-A	PCT	FT-FTA	PCT	OR	DR	TOT	PF-DQ	A	TO	BS	S	PTS
11-25	at San Diego State	1-1	36	6-10	.600	3-5	.600	2-3	.667	2	4	6	3-0	0	4	0	0	17
11-27	vs. Pepperdine	1-1	55	5-13	.385	1-7	.143	5-11	.455	3	8	11	4-0	5	1	1	1	16
12-03	Seattle	1-1	28	3-3	1.000	1-1	1.000	2-3	.667	0	3	3	1-0	2	0	0	1	9
12-06	California	1-1	32	5-9	.556	2-4	.500	0-3	.000	0	6	6	0-0	2	3	0	1	12
12-09	San Diego	1-1	29	6-9	.667	3-4	.750	2-2	1.000	1	3	4	3-0	1	2	4	1	17
12-11	Marquette	1-1	28	7-12	.583	1-3	.333	3-3	1.000	2	4	6	4-0	1	0	0	1	18
12-19	vs. Ohio State	1-1	32	2-9	.222	1-2	.500	2-2	1.000	3	3	6	3-0	2	1	0	1	7
TOTALS		7-7	240	34-65	.523	12-26	.462	16-27	.593	11	31	42	18-0	13	11	5	6	96

JAIME JAQUEZ JR.'S CAREER STATISTICS

Season	Yr.	G-GS	MIN	MPG	FG-FGA	PCT	3FG-A	PCT	FT-FTA	PCT	OR	DR	TOT	RPG	PF-DQ	A	TO	BS	S	PTS	PPG
2019-20	FR	31-23	828	26.7	98-216	.454	25-80	.313	54-71	.761	49	100	149	4.8	76-1	42	46	12	43	275	8.9
2020-21	SO	7-7	240	34.3	34-65	.523	12-26	.462	16-27	.593	11	31	42	6.0	18-0	13	11	5	6	96	13.7
CAREER		38-30	1068	28.1	132-281	.470	37-106	.349	70-98	.714	60	131	191	5.0	94-1	55	57	17	49	371	9.8

JOHNNY JUZANG (3)

SOPHOMORE – G – 6-6, 210 – Tarzana, Calif. (University of Kentucky)

SEASON/CAREER BEST PERFORMANCES

Category	Season High	Career High (includes last season, at Kentucky)
Points	13 vs. Ohio State (Dec. 19, 2020)	13 (twice), last vs. Ohio State (Dec. 19, 2020)
Rebounds	3 (twice), last vs. Ohio State (Dec. 19, 2020)	7 vs. Eastern Kentucky (Nov. 8, 2019)
Assists	2 vs. Ohio State (Dec. 19, 2020)	2 (twice), last vs. Ohio State (Dec. 19, 2020)
Steals	1 (twice), last vs. Ohio State (Dec. 19, 2020)	2 vs. Fairleigh Dickinson (Dec. 7, 2019)
Blocks	—	1 (twice), last vs. Tennessee (March 3, 2020)
Minutes	31 vs. Ohio State (Dec. 19, 2020)	33 at Florida (March 7, 2020)
FG Made	5 vs. Ohio State (Dec. 19, 2020)	5 vs. Ohio State (Dec. 19, 2020)
FG Att.	13 vs. Ohio State (Dec. 19, 2020)	13 vs. Ohio State (Dec. 19, 2020)
3PFG Made	1 (3 times), last vs. Ohio State (Dec. 19, 2020)	3 at Tennessee (Feb. 8, 2020)
3PFG Att.	8 vs. Marquette (Dec. 11, 2020)	8 vs. Marquette (Dec. 11, 2020)
FT Made	2 (twice), last vs. Ohio State (Dec. 19, 2020)	4 vs. Utah Valley (Nov. 18, 2019)
FT Att.	2 (3 times), last vs. Ohio State (Dec. 19, 2020)	4 vs. Utah Valley (Nov. 18, 2019)

KEY NOTES ON JOHNNY JUZANG (pronounced JOO-zang)

- Has averaged 10.7 points and 2.7 rebounds in three games ... has made 12 of 31 shots, averaging 26.0 minutes per game
- Did not play in UCLA's first four games ... was sidelined with a stress reaction in his right foot before returning on Wednesday, Dec. 9
- Was a freshman at the University of Kentucky last season, having averaged 2.9 points and 1.9 rebounds in 28 contests for the Wildcats
- Scored a season-high 13 points in an SEC contest at Tennessee (Feb. 8, 2020), shooting 3-for-3 from 3-point distance (and shot 4-for-4 overall) in 24 minutes
- Was a three-year varsity basketball letterwinner at Harvard-Westlake School (Studio City, Calif.) ... was ranked among the top 35 players in his high school class by multiple outlets
- Reclassified at the conclusion of his junior year at Harvard-Westlake (2018-19) ... had been ranked the No. 29 player in the Class of 2019 by ESPN.com

JOHNNY JUZANG'S GAME-BY-GAME (2020-21)

DATE	OPP	G-GS	MIN	FG-FGA	PCT	3FG-A	PCT	FT-FTA	PCT	OR	DR	TOT	PF-DQ	A	TO	BS	S	PTS
11-25	at San Diego State	—	DNP	—	—	—	—	—	—	—	—	—	—	—	—	—	—	—
11-27	vs. Pepperdine	—	DNP	—	—	—	—	—	—	—	—	—	—	—	—	—	—	—
12-03	Seattle	—	DNP	—	—	—	—	—	—	—	—	—	—	—	—	—	—	—
12-06	California	—	DNP	—	—	—	—	—	—	—	—	—	—	—	—	—	—	—
12-09	San Diego	1-0	20	4-6	.667	1-2	.500	1-2	.500	1	2	3	0-0	0	0	0	1	10
12-11	Marquette	1-1	27	3-12	.250	1-8	.125	2-2	1.000	0	2	2	3-0	1	1	0	0	9
12-19	vs. Ohio State	1-1	31	5-13	.385	1-6	.167	2-2	1.000	2	1	3	1-0	2	1	0	1	13
TOTALS		3-2	78	12-31	.387	3-16	.188	5-6	.833	3	5	8	4-0	3	2	0	2	32

JOHNNY JUZANG'S CAREER STATISTICS (2019-20 season was at Kentucky)

Season	Yr.	G-GS	MIN	MPG	FG-FGA	PCT	3FG-A	PCT	FT-FTA	PCT	OR	DR	TOT	RPG	PF-DQ	A	TO	BS	S	PTS	PPG
2019-20	FR	28-2	348	12.4	29-77	.377	14-43	.326	10-12	.833	13	41	54	1.9	28-0	9	15	2	5	82	2.9
2020-21	SO	3-2	78	26.0	12-31	.387	3-16	.188	5-6	.833	3	5	8	2.7	4-0	3	2	0	2	32	10.7
CAREER		31-4	426	13.7	41-108	.380	17-59	.288	15-18	.833	16	46	62	2.0	32-0	12	17	2	7	114	3.7

JAKE KYMAN (13)

SOPHOMORE – G/F – 6-6, 220 – Aliso Viejo, Calif. (Santa Margarita Catholic HS)

SEASON/CAREER BEST PERFORMANCES

Category	Season High	Career High
Points	7 vs. Seattle (Dec. 3, 2020)	21 (twice), last vs. Arizona State (Feb. 27, 2020)
Rebounds	2 (twice), last vs. San Diego (Dec. 9, 2020)	6 vs. Arizona State (Feb. 27, 2020)
Assists	1 (3 times), last vs. San Diego (Dec. 9, 2020)	2 at Oregon (Jan. 26, 2020)
Steals	1 (twice), last vs. San Diego (Dec. 9, 2020)	3 vs. Denver (Dec. 8, 2019)
Blocks	—	1 (4 times), last vs. Arizona State (Feb. 27, 2020)
Minutes	17 vs. San Diego (Dec. 9, 2020)	29 at Stanford (Jan. 15, 2020)
FG Made	3 vs. Seattle (Dec. 3, 2020)	8 vs. Arizona State (Feb. 27, 2020)
FG Att.	7 vs. Seattle (Dec. 3, 2020)	13 vs. Arizona State (Feb. 27, 2020)
3PFG Made	1 (3 times), last vs. Ohio State (Dec. 19, 2020)	7 at Washington (Jan. 2, 2020)
3PFG Att.	4 vs. Seattle (Dec. 3, 2020)	12 at Washington (Jan. 2, 2020)
FT Made	—	2 (twice), last at Oregon (Jan. 26, 2020)
FT Att.	—	4 vs. Denver (Dec. 8, 2019)

KEY NOTES ON JAKE KYMAN

- Has averaged 3.0 points and 1.0 rebounds in seven games ... scored a season-high seven points in a win against Seattle (Dec. 3, 2020)
- Scored at least 20 points in three games as a freshman ... had a season-high 21 points at Washington (Jan. 2, 2020) and versus Arizona State (Feb. 27, 2020)
- Set the school's freshman record for most 3-pointers in a game (at Washington on Jan. 2, 2020), making 7 of 12 attempts from 3-point distance in UCLA's 66-64 win
- Concluded the 2019-20 season with the seventh-best 3-point percentage (40.3%) among Pac-12 players ... made 31 of 77 attempts from 3-point distance last season
- Earned first-team All-CIF Southern Section acclaim (2018, 2019) during his final two seasons at Santa Margarita Catholic HS (Rancho Santa Margarita, Calif.)

JAKE KYMAN'S GAME-BY-GAME (2020-21)

DATE	OPP	G-GS	MIN	FG-FGA	PCT	3FG-A	PCT	FT-FTA	PCT	OR	DR	TOT	PF-DQ	A	TO	BS	S	PTS
11-25	at San Diego State	1-0	11	0-2	.000	0-1	.000	0-0	.000	0	1	1	0-0	1	0	0	1	0
11-27	vs. Pepperdine	1-0	11	0-2	.000	0-1	.000	0-0	.000	0	1	1	0-0	0	0	0	0	0
12-03	Seattle	1-0	15	3-7	.429	1-4	.250	0-0	.000	0	1	1	1-0	0	0	0	0	7
12-06	California	1-0	16	2-3	.667	0-1	.000	0-0	.000	0	2	2	1-0	1	0	0	0	4
12-09	San Diego	1-0	17	2-4	.500	0-1	.000	0-0	.000	1	1	2	0-0	1	1	0	1	4
12-11	Marquette	1-0	6	1-4	.250	1-3	.333	0-0	.000	0	0	0	0-0	0	0	0	0	3
12-19	vs. Ohio State	1-0	9	1-1	1.000	1-1	1.000	0-0	.000	0	0	0	2-0	0	0	0	0	3
TOTALS		7-0	85	9-23	.391	3-12	.250	0-0	.000	1	6	7	4-0	3	1	0	2	21

JAKE KYMAN'S CAREER STATISTICS

Season	Yr.	G-GS	MIN	MPG	FG-FGA	PCT	3FG-A	PCT	FT-FTA	PCT	OR	DR	TOT	RPG	PF-DQ	A	TO	BS	S	PTS	PPG
2019-20	FR	26-0	314	12.1	51-113	.451	31-77	.403	5-9	.556	5	28	33	1.3	21-0	7	10	4	8	138	5.3
2020-21	SO	7-0	85	12.1	9-23	.391	3-12	.250	0-0	.000	1	6	7	1.0	4-0	3	1	0	2	21	3.0
CAREER		33-0	399	12.1	60-136	.441	34-89	.382	5-9	.556	6	34	40	1.2	25-0	10	11	4	10	159	4.8

KENNETH NWUBA (14)

REDSHIRT SOPHOMORE – F – 6-9, 255 – Lagos, Nigeria (Huntington Prep [West Virginia])

SEASON/CAREER BEST PERFORMANCES

Category	Season High	Career High
Points	–	4 vs. Michigan State (Nov. 22, 2018)
Rebounds	1 (3 times), last vs. San Diego (Dec. 9, 2020)	3 vs. Michigan State (Nov. 22, 2018)
Assists	–	2 vs. Purdue Fort Wayne (Nov. 6, 2018)
Steals	–	1 at Colorado (March 7, 2019)
Blocks	1 at San Diego State (Nov. 25, 2020)	1 (twice), last at San Diego State (Nov. 25, 2020)
Minutes	6 at San Diego State (Nov. 25, 2020)	7 vs. Saint Francis U (Nov. 16, 2018)
FG Made	–	1 (twice), last at Oregon State (Jan. 13, 2019)
FG Att.	1 vs. Seattle (Dec. 3, 2020)	2 at Oregon State (Jan. 13, 2019)
3PFG Made	–	–
3PFG Att.	–	–
FT Made	–	2 (3 times), last at Colorado (March 7, 2019)
FT Att.	–	7 vs. Saint Francis U (Nov. 16, 2018)

KEY NOTES ON KENNETH NWUBA

- Has played in three games this season ... has totaled three rebounds in nine minutes, averaging 3.0 minutes per game
- Redshirted in 2019-20 ... competed in 17 games as a true freshman in 2018-19, averaging 2.9 minutes per game
- Stands as one of UCLA's most physically imposing players, along with 6-foot-10 Jalen Hill and 6-foot-9 Cody Riley
- Was a three-year varsity basketball letterwinner in high school, spending his senior season at Huntington Prep (Huntington, West Virginia)
- Moved to the United States from Lagos, Nigeria at age 15, prior to his freshman year of high school
- As a youngster, looked up to former NBA all-time great Hakeem Olajuwon and former UCLA standout Russell Westbrook

KENNETH NWUBA'S GAME-BY-GAME (2020-21)

DATE	OPP	G-GS	MIN	FG-FGA	PCT	3FG-A	PCT	FT-FTA	PCT	OR	DR	TOT	PF-DQ	A	TO	BS	S	PTS
11-25	at San Diego State	1-0	6	0-0	.000	0-0	.000	0-0	.000	0	1	1	1-0	0	1	1	0	0
11-27	vs. Pepperdine	–	DNP	–	–	–	–	–	–	–	–	–	–	–	–	–	–	–
12-03	Seattle	1-0	2	0-1	.000	0-0	.000	0-0	.000	1	0	1	1-0	0	0	0	0	0
12-06	California	–	DNP	–	–	–	–	–	–	–	–	–	–	–	–	–	–	–
12-09	San Diego	1-0	1	0-0	.000	0-0	.000	0-0	.000	0	1	1	0-0	0	0	0	0	0
12-11	Marquette	–	DNP	–	–	–	–	–	–	–	–	–	–	–	–	–	–	–
12-19	vs. Ohio State	–	DNP	–	–	–	–	–	–	–	–	–	–	–	–	–	–	–
TOTALS		3-0	9	0-1	.000	0-0	.000	0-0	.000	1	2	3	2-0	0	1	1	0	0

KENNETH NWUBA'S CAREER STATISTICS

Season	Yr.	G-GS	MIN	MPG	FG-FGA	PCT	3FG-A	PCT	FT-FTA	PCT	OR	DR	TOT	RPG	PF-DQ	A	TO	BS	S	PTS	PPG
2018-19	FR	17-0	49	2.9	2-7	.286	0-0	.000	3-7	.429	5	6	11	0.6	15-0	2	5	1	1	7	0.4
2019-20	–	0-0	0	0.0	0-0	.000	0-0	.000	0-0	.000	0	0	0	0.0	0-0	0	0	0	0	0	0.0
2020-21	SO	3-0	9	3.0	0-1	.000	0-0	.000	0-0	.000	1	2	3	1.0	2-0	0	1	1	0	0	0.0
CAREER		20-0	58	2.9	2-8	.250	0-0	.000	3-7	.429	6	8	14	0.7	17-0	2	6	2	1	7	0.4

CODY RILEY (2)

REDSHIRT JUNIOR – F – 6-9, 255 – Kansas City, Kan. (Sierra Canyon HS [California])

SEASON/CAREER BEST PERFORMANCES

Category	Season High	Career High
Points	15 vs. Ohio State (Dec. 19, 2020)	21 vs. Denver (Dec. 8, 2019)
Rebounds	12 at San Diego State (Nov. 25, 2020)	11 vs. Denver (Dec. 8, 2019)
Assists	4 vs. Pepperdine (Nov. 27, 2020)	4 vs. Pepperdine (Nov. 27, 2020)
Steals	1 vs. California (Dec. 6, 2020)	3 vs. Utah (Feb. 2, 2020)
Blocks	1 at San Diego State (Nov. 25, 2020)	3 vs. Southern Utah (Nov. 18, 2019)
Minutes	31 at San Diego State (Nov. 25, 2020)	32 vs. Michigan State (Nov. 27, 2019)
FG Made	7 vs. Ohio State (Dec. 19, 2020)	9 (twice), last vs. Washington State (Feb. 13, 2020)
FG Att.	10 vs. San Diego (Dec. 9, 2020)	13 vs. Denver (Dec. 8, 2019)
3PFG Made	–	1 (6 times), last at Colorado (March 7, 2019)
3PFG Att.	–	2 (5 times), last vs. Cal State Fullerton (Dec. 28, 2019)
FT Made	8 at San Diego State (Nov. 25, 2020)	8 at San Diego State (Nov. 25, 2020)
FT Att.	13 at San Diego State (Nov. 25, 2020)	13 at San Diego State (Nov. 25, 2020)

KEY NOTES ON CODY RILEY

- Has averaged a career-highs this season in scoring (9.7 ppg) and rebounding (5.0 rpg) ... also has shot a career-best 57.8 percent from the field (26 for 45)
- Has scored in double figures in four of the Bruins’ seven games ... had a team-leading 15 points in a 77-70 loss to No. 20 Ohio State last Saturday in Cleveland
- Last season, scored in double figures figures in seven of the final nine games ... scored 19 points in an overtime win over Washington State on Feb. 13 (scored 11 points in overtime)
- Last season, totaled a career-best 21 points in a win against Denver (Dec. 8, 2019) ... had his first double-double of the season in that game (21 points, 11 rebounds)
- Has scored in double figures in 28 career games (including in 14 contests in 2019-20) ... has tallied at least 10 rebounds in four career games
- Has shot 51.0% from the field in his collegiate career ... last year, he ranked No. 11 in the Pac-12 in overall field goal percentage (51.8%)
- Concluded the 2019-20 season having made 17 of 20 free throw attempts (85.0%) in the team’s final three games

CODY RILEY’S GAME-BY-GAME (2020-21)

DATE	OPP	G-GS	MIN	FG-FGA	PCT	3FG-A	PCT	FT-FTA	PCT	OR	DR	TOT	PF-DQ	A	TO	BS	S	PTS
11-25	at San Diego State	1-1	31	3-7	.429	0-0	.000	8-13	.615	3	9	12	3-0	1	3	1	0	14
11-27	vs. Pepperdine	1-1	28	5-7	.714	0-0	.000	3-5	.600	1	2	3	5-1	4	2	0	0	13
12-03	Seattle	1-1	12	4-5	.800	0-0	.000	0-0	.000	0	3	3	3-0	1	3	0	0	8
12-06	California	1-1	20	2-4	.500	0-0	.000	0-0	.000	0	2	2	1-0	2	1	0	1	4
12-09	San Diego	1-1	21	4-10	.400	0-0	.000	3-4	.750	3	7	10	1-0	2	2	0	0	11
12-11	Marquette	1-1	17	1-3	.333	0-0	.000	1-2	.500	0	0	0	3-0	0	1	0	0	3
12-19	vs. Ohio State	1-1	21	7-9	.778	0-0	.000	1-2	.500	1	4	5	4-0	1	2	0	0	15
TOTALS		7-7	150	26-45	.578	0-0	.000	16-26	.615	8	27	35	20-1	11	14	1	1	68

CODY RILEY’S CAREER STATISTICS

Season	Yr.	G-GS	MIN	MPG	FG-FGA	PCT	3FG-A	PCT	FT-FTA	PCT	OR	DR	TOT	RPG	PF-DQ	A	TO	BS	S	PTS	PPG
2018-19	FR	30-8	523	17.4	63-133	.474	6-20	.300	34-65	.523	27	97	124	4.1	69-0	20	43	13	8	166	5.5
2019-20	SO	31-17	633	20.4	114-220	.518	0-5	.000	46-84	.548	51	88	139	4.5	93-6	25	54	17	11	274	8.8
2020-21	JR	7-7	150	21.4	26-45	.578	0-0	.000	16-26	.615	8	27	35	5.0	20-1	11	14	1	1	68	9.7
CAREER		68-32	1306	19.2	203-398	.510	6-25	.240	96-175	.549	86	212	298	4.4	182-7	56	111	31	20	508	7.5

DAVID SINGLETON (34)

JUNIOR – G – 6-4, 210 – Los Angeles, Calif. (Bishop Montgomery HS)

SEASON/CAREER BEST PERFORMANCES

Category	Season High	Career High
Points	11 vs. California (Dec. 6, 2020)	15 vs. Chaminade (Nov. 26, 2019)
Rebounds	7 vs. Pepperdine (Nov. 27, 2020)	7 vs. Pepperdine (Nov. 27, 2020)
Assists	1 (4 times), last vs. San Diego (Dec. 9, 2020)	4 vs. Washington State (Feb. 13, 2020)
Steals	2 vs. Seattle (Dec. 3, 2020)	2 (7 times), last vs. Seattle (Dec. 3, 2020)
Blocks	—	2 at Washington (Feb. 2, 2019)
Minutes	43 vs. Pepperdine (Nov. 27, 2020)	43 vs. Pepperdine (Nov. 27, 2020)
FG Made	4 (twice), last vs. California (Dec. 6, 2020)	5 (3 times), last vs. Chaminade (Nov. 26, 2019)
FG Att.	9 vs. Pepperdine (Nov. 27, 2020)	11 at Utah (March 9, 2019)
3PFG Made	3 (twice), last vs. California (Dec. 6, 2020)	5 vs. Chaminade (Nov. 26, 2019)
3PFG Att.	9 vs. Pepperdine (Nov. 27, 2020)	9 (twice), last vs. Pepperdine (Nov. 27, 2020)
FT Made	2 vs. Ohio State (Dec. 19, 2020)	4 vs. Utah (Feb. 9, 2019)
FT Att.	2 vs. Ohio State (Dec. 19, 2020)	6 vs. Utah (Feb. 9, 2019)

KEY NOTES ON DAVID SINGLETON

- Has averaged 5.6 points and 2.3 rebounds in UCLA’s seven games ... has shot 45.8% from 3-point range (11-for-24)
- Ranked No. 8 among all Pac-12 players in 3-point shooting percentage (45.8%) through games played Sunday, Dec. 27
- Last season, he averaged 4.1 points and 1.8 rebounds per contest (30 games) ... shot 37.0 percent from 3-point range (34-for-92) as a sophomore
- Ranks sixth on UCLA’s career 3-point percentage list (41.9 percent), just behind No. 5 Aaron Holiday ... has made 80 of 191 total 3-point attempts in his career
- Scored a career-high 15 points in a win against Chaminade (Nov. 26, 2019) in the Maui Jim Maui Invitational ... connected on a career-best five 3-pointers (six attempts)
- During the 2019-20 season, scored in double figures in three games ... has scored in double figures in nine career contests (five games as a freshman)
- As a freshman in 2018-19, he played in 32 of the team’s 33 games ... led the team and ranked No. 2 in the Pac-12 in 3-point field percentage (46.7%), making 35 of 75 attempts

DAVID SINGLETON’S GAME-BY-GAME (2020-21)

DATE	OPP	G-GS	MIN	FG-FGA	PCT	3FG-A	PCT	FT-FTA	PCT	OR	DR	TOT	PF-DQ	A	TO	BS	S	PTS
11-25	at San Diego State	1-0	26	2-6	.333	2-5	.400	0-0	.000	0	1	1	1-0	1	1	0	0	6
11-27	vs. Pepperdine	1-0	43	4-9	.333	3-9	.333	0-0	.000	1	6	7	3-0	0	1	0	1	9
12-03	Seattle	1-0	24	0-3	.000	0-0	.000	0-0	.000	1	4	5	3-0	1	1	0	2	0
12-06	California	1-0	16	4-4	1.000	3-3	1.000	0-0	.000	0	1	1	0-0	1	0	0	1	11
12-09	San Diego	1-0	20	1-5	.200	0-3	.000	0-0	.000	0	1	1	1-0	1	0	0	1	2
12-11	Marquette	1-0	9	2-3	.667	2-3	.667	0-0	.000	0	0	0	1-0	0	1	0	0	6
12-19	vs. Ohio State	1-0	6	1-1	1.000	1-1	1.000	2-2	1.000	0	1	1	1-0	0	1	0	0	5
TOTALS		7-0	144	13-31	.419	11-24	.458	2-2	1.000	2	14	16	10-0	4	5	0	5	39

DAVID SINGLETON’S CAREER STATISTICS

Season	Yr.	G-GS	MIN	MPG	FG-FGA	PCT	3FG-A	PCT	FT-FTA	PCT	OR	DR	TOT	RPG	PF-DQ	A	TO	BS	S	PTS	PPG
2018-19	FR	32-5	559	17.5	53-118	.449	35-75	.467	26-38	.684	3	36	39	1.2	33-1	33	12	5	17	167	5.2
2019-20	SO	30-14	604	20.1	39-113	.345	34-92	.370	12-14	.857	5	50	55	1.8	38-0	31	14	3	20	124	4.1
2020-21	JR	7-0	144	20.6	13-31	.419	11-24	.458	2-2	1.000	2	14	16	2.3	10-0	4	5	0	5	39	5.6
CAREER		69-19	1307	18.9	105-262	.401	80-191	.419	40-54	.741	10	100	110	1.6	81-1	68	31	8	42	330	4.8

CHRIS SMITH (5)

SENIOR – G – 6-9, 215 – Chicago, Ill. (Huntington Prep [West Virginia])

SEASON/CAREER BEST PERFORMANCES

Category	Season High	Career High
Points	26 vs. Pepperdine (Nov. 27, 2020)	30 vs. Colorado (Jan. 30, 2020)
Rebounds	12 vs. Pepperdine (Nov. 27, 2020)	13 vs. Washington State (Feb. 13, 2020)
Assists	6 vs. Pepperdine (Nov. 27, 2020)	6 (twice), last vs. Pepperdine (Nov. 27, 2020)
Steals	2 (twice), last vs. San Diego (Dec. 9, 2020)	3 (5 times), last vs. Colorado (Jan. 30, 2020)
Blocks	1 (4 times), last vs. Marquette (Dec. 11, 2020)	2 (4 times), last vs. Washington State (Feb. 13, 2020)
Minutes	51 vs. Pepperdine (Nov. 27, 2020)	51 vs. Pepperdine (Nov. 27, 2020)
FG Made	8 vs. Pepperdine (Nov. 27, 2020)	8 (5 times), last vs. Pepperdine (Nov. 27, 2020)
FG Att.	17 vs. Pepperdine (Nov. 27, 2020)	20 vs. Washington State (Feb. 13, 2020)
3PFG Made	3 vs. California (Dec. 6, 2020)	4 at Colorado (Feb. 22, 2020)
3PFG Att.	4 (twice), last vs. California (Dec. 6, 2020)	7 vs. Washington State (Feb. 13, 2020)
FT Made	8 vs. Pepperdine (Nov. 27, 2020)	13 vs. Colorado (Jan. 30, 2020)
FT Att.	9 vs. Pepperdine (Nov. 27, 2020)	15 vs. Colorado (Jan. 30, 2020)

KEY NOTES ON CHRIS SMITH

- Has averaged 12.1 points and 6.7 rebounds per game in seven contests ... ranks second on the team in rebounds per game (6.7)
- Last season, he led the Bruins in scoring (13.1 points per game) ... also was second on the team in rebounds per game (5.4)
- Scored 26 points and grabbed 12 rebounds in a career-high 51 minutes (triple overtime game) on Nov. 27, as UCLA defeated Pepperdine, 107-98
- Enters this Thursday's game having scored 828 career points ... needs to score 172 points to become UCLA's 58th player to have reached the 1,000-career point milestone
- Last season, he secured first-team All-Pac-12 honors and was named the Pac-12's Most Improved Player of the Year
- Opened the Bruins' 2019-20 campaign having made his first 20 consecutive free throw attempts (first miss was his 21st attempt, versus Chaminade in Maui on Nov. 26, 2019)
- Has scored in double figures in 38 career games, including in 21 of 31 games last season ... scored in double figures in 10 games as a sophomore (2018-19)
- Registered a career-high 30 points in the team's win at home against No. 20 Colorado last season (Jan. 30, 2020) ... made 13 of 15 free throws in that victory
- Was born in Chicago, Illinois ... grew up in the Dallas/Fort Worth area in Texas (attended Fort Worth Country Day before transferring to Huntington Prep in West Virginia)

CHRIS SMITH'S GAME-BY-GAME (2020-21)

DATE	OPP	G-GS	MIN	FG-FGA	PCT	3FG-A	PCT	FT-FTA	PCT	OR	DR	TOT	PF-DQ	A	TO	BS	S	PTS
11-25	at San Diego State	1-1	27	3-7	.429	2-3	.667	2-2	1.000	0	0	0	5-1	3	2	0	0	10
11-27	vs. Pepperdine	1-1	51	8-17	.471	2-4	.500	8-9	.889	2	10	12	4-0	6	4	1	1	26
12-03	Seattle	1-1	26	2-7	.286	0-2	.000	2-4	.500	3	8	11	0-0	2	4	1	0	6
12-06	California	1-1	31	7-12	.583	3-4	.750	4-5	.800	1	3	4	2-0	1	4	0	2	21
12-09	San Diego	1-1	21	3-5	.600	1-2	.500	5-6	.833	2	6	8	4-0	2	1	1	2	12
12-11	Marquette	1-1	26	0-8	.000	0-2	.000	4-6	.667	3	4	7	0-0	0	2	1	2	4
12-19	vs. Ohio State	1-1	20	2-8	.250	0-1	.000	2-2	1.000	1	4	5	0-0	0	1	0	0	6
TOTALS		7-7	202	25-64	.391	8-18	.444	27-34	.794	12	35	47	15-1	14	18	4	7	85

CHRIS SMITH'S CAREER STATISTICS

Season	Yr.	G-GS	MIN	MPG	FG-FGA	PCT	3FG-A	PCT	FT-FTA	PCT	OR	DR	TOT	RPG	PF-DQ	A	TO	BS	S	PTS	PPG
2017-18	FR	33-0	431	13.1	47-107	.439	5-28	.179	31-53	.585	16	46	62	1.9	39-0	18	38	7	8	130	3.9
2018-19	SO	33-12	650	19.7	75-185	.405	16-57	.281	41-57	.719	19	103	122	3.7	55-0	43	46	9	14	207	6.3
2019-20	JR	31-26	877	28.3	138-301	.458	30-88	.341	100-119	.840	50	116	166	5.4	82-2	49	78	13	31	406	13.1
2020-21	SR	7-7	202	28.9	25-64	.391	8-18	.444	27-34	.794	12	35	47	6.7	15-1	14	18	4	7	85	12.1
CAREER		104-45	2160	20.8	285-657	.434	59-191	.309	199-263	.757	97	300	397	3.8	191-3	124	180	33	60	828	8.0

RUSSELL STONG (43)

JUNIOR – G – 6-3, 190 – Northridge, Calif. (Crespi HS)

SEASON/CAREER BEST PERFORMANCES

Category	Season High	Career High
Points	—	2 vs. San Jose State (Dec. 1, 2019)
Rebounds	—	—
Assists	1 vs. San Diego (Dec. 9, 2020)	1 vs. San Diego (Dec. 9, 2020)
Steals	—	—
Blocks	—	—
Minutes	1 (twice), last vs. San Diego (Dec. 9, 2020)	3 at Colorado (March 7, 2019)
FG Made	—	1 vs. San Jose State (Dec. 1, 2019)
FG Att.	—	2 vs. San Jose State (Dec. 1, 2019)
3PFG Made	—	—
3PFG Att.	—	1 (twice), last vs. San Jose State (Dec. 1, 2019)
FT Made	—	—
FT Att.	—	—

KEY NOTES ON RUSSELL STONG

- Currently in his his third season at UCLA ... has played in 11 career games ... last season, scored his first collegiate points in a victory over San Jose State (Dec. 1, 2019)
- Joined the Bruins’ program in November 2018 ... was a three-year varsity basketball and volleyball letterwinner at Crespi High School (Encino, Calif.)
- Pursuing his undergraduate degree in mechanical engineering ... was the recipient of the team’s “Faculty Athletic Representative Award” in 2019-20 (with the highest cumulative GPA)
- Was named to the Athletic Director’s Honor Roll all three academic quarters during his freshman and sophomore years
- As a senior at Crespi High School in 2017-18, averaged 7.4 points and 3.3 rebounds per game ... shot 45 percent from the field

RUSSELL STONG’S GAME-BY-GAME (2020-21)

DATE	OPP	G-GS	MIN	FG-FGA	PCT	3FG-A	PCT	FT-FTA	PCT	OR	DR	TOT	PF-DQ	A	TO	BS	S	PTS
11-25	at San Diego State	—	DNP	—	—	—	—	—	—	—	—	—	—	—	—	—	—	—
11-27	vs. Pepperdine	—	DNP	—	—	—	—	—	—	—	—	—	—	—	—	—	—	—
12-03	Seattle	1-0	1	0-0	.000	0-0	.000	0-0	.000	0	0	0	0-0	0	0	0	0	0
12-06	California	—	DNP	—	—	—	—	—	—	—	—	—	—	—	—	—	—	—
12-09	San Diego	1-0	1	0-0	.000	0-0	.00	0-0	.000	0	0	0	0-0	1	0	0	0	0
12-11	Marquette	—	DNP	—	—	—	—	—	—	—	—	—	—	—	—	—	—	—
12-19	vs. Ohio State	—	DNP	—	—	—	—	—	—	—	—	—	—	—	—	—	—	—
TOTALS		2-0	2	0-0	.000	0-0	.000	0-0	.000	0	0	0	0-0	1	0	0	0	0

RUSSELL STONG’S CAREER STATISTICS

Season	Yr.	G-GS	MIN	MPG	FG-FGA	PCT	3FG-A	PCT	FT-FTA	PCT	OR	DR	TOT	RPG	PF-DQ	A	TO	BS	S	PTS	PPG
2018-19	FR	4-0	6	1.5	0-2	.000	0-1	.000	0-0	.000	0	0	0	0.0	0-0	0	1	0	0	0	0.0
2019-20	SO	5-0	7	1.4	1-2	.500	0-1	.000	0-0	.000	0	0	0	0.0	1-0	0	0	0	0	2	0.4
2020-21	JR	1-0	2	1.0	0-0	.000	0-0	.000	0-0	.000	0	0	0	0.0	0-0	1	0	0	0	0	0.0
CAREER		11-0	15	1.4	1-4	.250	0-2	.000	0-0	.000	0	0	0	0.0	1-0	1	1	0	0	2	0.2

2019-20 STATS AND SUPERLATIVES

Single-Game Bests (UCLA)

POINTS

Player	PTS	Opponent	Site	Date
Chris Smith	30	Colorado	Pauley Pavilion	01/30/20
Jalen Hill	24	Hofstra	Pauley Pavilion	11/21/19
Chris Smith	23	Washington State	Pauley Pavilion	02/13/20

MOST POINTS IN ONE HALF

Player	PTS	Opponent	Site	Date
Jake Kyman	19	Arizona State (1st half)	Pauley Pavilion	02/27/20
Jalen Hill	17	UC Santa Barbara (2nd half)	Pauley Pavilion	11/10/19

REBOUNDS

Player	REBS	Opponent	Site	Date
Chris Smith	13	Washington State	Pauley Pavilion	02/13/20
Jalen Hill	12	Stanford	Pauley Pavilion	01/15/20
Chris Smith	12	Washington	Seattle, Wash.	01/02/20
Jaime Jaquez Jr.	12	Chaminade	Lahaina, Hawai'i	11/26/19
Jalen Hill	12	Hofstra	Pauley Pavilion	11/21/19

ASSISTS

Player	AST	Opponent	Site	Date
Tyger Campbell	14	Arizona State	Pauley Pavilion	02/27/20
Tyger Campbell	11	Colorado	Boulder, Colo.	02/22/20

BLOCKS

Player	BLK	Opponent	Site	Date
Jalen Hill	3	Utah	Salt Lake City, Utah	02/20/20
Jalen Hill	3	Stanford	Pauley Pavilion	01/15/20
Jalen Hill	3	Chaminade	Lahaina, Hawai'i	11/26/19
Jalen Hill	3	Southern Utah	Pauley Pavilion	11/18/19
Cody Riley	3	Southern Utah	Pauley Pavilion	11/18/19
Jalen Hill	3	UC Santa Barbara	Pauley Pavilion	11/10/19

STEALS

Player	STL	Opponent	Site	Date
Jaime Jaquez Jr.	4	Arizona State	Pauley Pavilion	02/27/20
Jalen Hill	4	Utah	Salt Lake City, Utah	02/20/20
Tyger Campbell	4	Washington State	Pauley Pavilion	02/13/20
Jaime Jaquez Jr.	4	Utah	Pauley Pavilion	02/02/20
Jaime Jaquez Jr.	4	at Oregon State	Corvallis, Ore.	01/23/20
Prince Ali	4	UNLV	Pauley Pavilion	11/15/19

FIELD GOALS MADE

Player	FG/ATT	Opponent	Site	Date
Jalen Hill	10/14	Hofstra	Pauley Pavilion	11/21/19
Cody Riley	9/10	Washington State	Pauley Pavilion	02/13/20
Cody Riley	9/13	Denver	Pauley Pavilion	12/08/19
Jalen Hill	9/13	UC Santa Barbara	Pauley Pavilion	11/10/19

FIELD GOALS ATTEMPTED

Player	FG/ATT	Opponent	Site	Date
Chris Smith	8/20	Washington State	Pauley Pavilion	02/13/20
Tyger Campbell	3/16	Arizona State	Pauley Pavilion	02/27/20
Chris Smith	8/16	Colorado	Pauley Pavilion	01/30/20

3-POINTERS MADE

Player	FG/ATT	Opponent	Site	Date
Jake Kyman	7/12	Washington	Seattle, Wash.	01/02/20
Jake Kyman	5/8	Arizona State	Pauley Pavilion	02/27/20
David Singleton	5/6	Chaminade	Lahaina, Hawai'i	11/26/19

3-POINTERS ATTEMPTED

Player	FG/ATT	Opponent	Site	Date
Jake Kyman	7/12	Washington	Seattle, Wash.	01/02/20
David Singleton	4/9	Washington	Pauley Pavilion	02/15/20
Prince Ali	1/9	Hofstra	Pauley Pavilion	11/21/19

MINUTES PLAYED

Player	MIN	Opponent	Site	Date
Chris Smith	40	Washington State	Pauley Pavilion	02/13/20
Jaime Jaquez Jr.	39	Arizona State	Pauley Pavilion	02/27/20
Jaime Jaquez Jr.	39	California	Pauley Pavilion	01/19/20

Single-Game Bests (Opponents)

POINTS

Player	PTS	Opponent	Site	Date
Remy Martin	30	Arizona State	Pauley Pavilion	02/27/20
Desure Buie	29	Hofstra	Pauley Pavilion	11/21/19
Jalen Ray	27	Hofstra	Pauley Pavilion	11/21/19
Alonzo Verge Jr.	26	Arizona State	Tempe, Ariz.	02/06/20

MOST POINTS IN ONE HALF

Player	PTS	Opponent	Site	Date
Alonzo Verge Jr.	24	Arizona State (2nd half)	Tempe, Ariz.	02/06/20
Chris Duarte	20	Oregon (1st half)	Eugene, Ore.	01/26/20

REBOUNDS

Player	REBS	Opponent	Site	Date
Romello White	16	Arizona State	Tempe, Ariz.	02/06/20
John Mooney	15	Notre Dame	Notre Dame, Ind.	12/14/19

ASSISTS

Player	AST	Opponent	Site	Date
Timmy Allen	8	Utah	Pauley Pavilion	02/02/20

BLOCKS

Player	BLK	Opponent	Site	Date
Isaiah Stewart	5	Washington	Seattle, Wash.	01/02/20
Kylor Kelley	4	Oregon State	Corvallis, Ore.	01/23/20

STEALS

Player	STL	Opponent	Site	Date
Chris Duarte	6	Oregon	Eugene, Ore.	01/26/20
Rylan Jones	5	Utah	Salt Lake City, Utah	02/20/20

FIELD GOALS MADE

Player	FG/ATT	Opponent	Site	Date
Remy Martin	11/24	Arizona State	Pauley Pavilion	02/27/20
Alonzo Verge Jr.	10/16	Arizona State	Tempe, Ariz.	02/06/20

FIELD GOALS ATTEMPTED

Player	FG/ATT	Opponent	Site	Date
Remy Martin	11/24	Arizona State	Pauley Pavilion	02/27/20
Isaac Bonton	9/22	Washington State	Pauley Pavilion	02/13/20

3-POINTERS MADE

Player	FG/ATT	Opponent	Site	Date
Rob Edwards	7/9	Arizona State	Pauley Pavilion	02/27/20
Jonah Mathews	5/9	USC	Galen Center	03/07/20
Prentiss Hubb	5/10	Notre Dame	Notre Dame, Ind.	12/14/19
Jalen Ray	5/8	Hofstra	Pauley Pavilion	11/21/19

3-POINTERS ATTEMPTED

Player	FG/ATT	Opponent	Site	Date
Rylan Jones	3/11	Utah	Pauley Pavilion	02/02/20
CJ Elleby	2/10	Washington State	Pauley Pavilion	02/13/20
Prentiss Hubb	5/10	Notre Dame	Notre Dame, Ind.	12/14/19
T.J. Gibbs	4/10	Notre Dame	Notre Dame, Ind.	12/14/19

MINUTES PLAYED

Player	MIN	Opponent	Site	Date
CJ Elleby	42	Washington State	Pauley Pavilion	02/13/20
Jeff Pollard	41	Washington State	Pauley Pavilion	02/13/20

2020-21 STATS AND SUPERLATIVES

Single-Game Bests (UCLA)

POINTS

Player	PTS	Opponent	Site	Date
Chris Smith	26	Pepperdine (3-OT)	San Diego, Calif.	11/27/20
Tyger Campbell	22	Pepperdine (3-OT)	San Diego, Calif.	11/27/20

MOST POINTS IN ONE HALF

Player	PTS	Opponent	Site	Date
Tyger Campbell	15	Seattle (1st half)	Pauley Pavilion	12/03/20
Jaime Jaquez Jr.	13	San Diego (2nd half)	Pauley Pavilion	12/09/20

REBOUNDS

Player	REBS	Opponent	Site	Date
Chris Smith	12	Pepperdine (3-OT)	San Diego, Calif.	11/27/20
Cody Riley	12	San Diego State	San Diego, Calif.	11/25/20

ASSISTS

Player	AST	Opponent	Site	Date
Tyger Campbell	12	California	Pauley Pavilion	12/06/20
Tyger Campbell	9	Marquette	Pauley Pavilion	12/11/20

BLOCKS

Player	BLK	Opponent	Site	Date
Jaime Jaquez Jr.	4	San Diego	Pauley Pavilion	12/09/20

STEALS

Player	STL	Opponent	Site	Date
six times	2	—	—	—

FIELD GOALS MADE

Player	FG/ATT	Opponent	Site	Date
Tyger Campbell	8/19	Pepperdine (3-OT)	San Diego, Calif.	11/27/20
Chris Smith	8/17	Pepperdine (3-OT)	San Diego, Calif.	11/27/20

FIELD GOALS ATTEMPTED

Player	FG/ATT	Opponent	Site	Date
Tyger Campbell	8/19	Pepperdine (3-OT)	San Diego, Calif.	11/27/20
Chris Smith	8/17	Pepperdine (3-OT)	San Diego, Calif.	11/27/20

3-POINTERS MADE

Player	FG/ATT	Opponent	Site	Date
seven times	3	—	—	—

3-POINTERS ATTEMPTED

Player	FG/ATT	Opponent	Site	Date
David Singleton	3/9	Pepperdine (3-OT)	San Diego, Calif.	11/27/20
Tyger Campbell	3/9	Pepperdine (3-OT)	San Diego, Calif.	11/27/20

MINUTES PLAYED

Player	MIN	Opponent	Site	Date
Jaime Jaquez Jr.	55	Pepperdine (3-OT)	San Diego, Calif.	11/27/20
Tyger Campbell	52	Pepperdine (3-OT)	San Diego, Calif.	11/27/20

Single-Game Bests (Opponents)

POINTS

Player	PTS	Opponent	Site	Date
Colbey Ross	33	Pepperdine (3-OT)	San Diego, Calif.	11/27/20
D.J. Carton	18	Marquette	Pauley Pavilion	12/11/20
Joey Calcaterra	18	San Diego	Pauley Pavilion	12/09/20

MOST POINTS IN ONE HALF

Player	PTS	Opponent	Site	Date
Joey Calcaterra	15	San Diego (2nd half)	Pauley Pavilion	12/09/20
D.J. Carton	14	Marquette (1st half)	Pauley Pavilion	12/11/20

REBOUNDS

Player	REBS	Opponent	Site	Date
Yauhen Massalski	14	San Diego	Pauley Pavilion	12/09/20

ASSISTS

Player	AST	Opponent	Site	Date
Sedrick Altman	6	Pepperdine (3-OT)	San Diego, Calif.	11/27/20
Trey Pulliam	6	San Diego State	San Diego, Calif.	11/25/20

BLOCKS

Player	BLK	Opponent	Site	Date
Yauhen Massalski	2	San Diego	Pauley Pavilion	12/09/20

STEALS

Player	STL	Opponent	Site	Date
Darrion Trammell	4	Seattle	Pauley Pavilion	12/03/20

FIELD GOALS MADE

Player	FG/ATT	Opponent	Site	Date
Colbey Ross	10/25	Pepperdine (3-OT)	San Diego, Calif.	11/27/20
D.J. Carton	7/13	Marquette	Pauley Pavilion	12/11/20

FIELD GOALS ATTEMPTED

Player	FG/ATT	Opponent	Site	Date
Colbey Ross	10/25	Pepperdine (3-OT)	San Diego, Calif.	11/27/20
Matt Mitchell	6/15	San Diego State	San Diego, Calif.	11/25/20

3-POINTERS MADE

Player	FG/ATT	Opponent	Site	Date
Joey Calcaterra	4/5	San Diego	Pauley Pavilion	12/09/20
Makale Foreman	4/7	California	Pauley Pavilion	12/06/20

3-POINTERS ATTEMPTED

Player	FG/ATT	Opponent	Site	Date
Colbey Ross	3/11	Pepperdine (3-OT)	San Diego, Calif.	11/27/20
Ryan Betley	2/8	California	Pauley Pavilion	12/06/20

MINUTES PLAYED

Player	MIN	Opponent	Site	Date
Colbey Ross	55	Pepperdine (3-OT)	San Diego, Calif.	11/27/20
Jade' Smith	43	Pepperdine (3-OT)	San Diego, Calif.	11/27/20

2020-21 POINTS-REBOUNDS-ASSISTS

OPPONENT	J. BERNARD	T. CAMPBELL	J. CLARK	L. CREMONESI	J. HILL	J. JAQUEZ JR.	J. JUZANG
at San Diego State (Nov. 25)	2-5-0	9-0-4	0-0-0	DNP	DNP	17-6-0	DNP
vs. Pepperdine (Nov. 27)	21-6-0	22-6-7	0-0-0	DNP	DNP	16-11-5	DNP
Seattle (Dec. 3)	16-3-1	17-2-6	4-3-0	DNP	11-10-3	9-3-2	DNP
California (Dec. 6)	3-5-2	11-4-12	0-0-0	DNP	10-7-2	12-6-2	DNP
San Diego (Dec. 9)	2-4-2	12-5-5	6-0-0	0-0-0	7-10-0	17-4-1	10-3-0
Marquette (Dec. 11)	15-7-1	4-3-9	0-1-0	DNP	7-4-1	18-6-1	9-2-1
vs. Ohio State (Dec. 19)	8-6-3	3-1-5	DNP	DNP	10-4-0	7-6-2	13-3-2
Utah (Dec. 31)							
Colorado (Jan. 2)							
at Arizona State (Jan. 7)							
at Arizona (Jan. 9)							
Washington State (Jan. 14)							
Washington (Jan. 16)							
at California (Jan. 21)							
at Stanford (Jan. 23)							
Oregon (Jan. 28)							
Oregon State (Jan. 30)							
at USC (Feb. 6)							
at Washington State (Feb. 11)							
at Washington (Feb. 13)							
Arizona (Feb. 18)							
Arizona State (Feb. 20)							
at Utah (Feb. 25)							
at Colorado (Feb. 27)							
USC (March 6)							

2020-21 POINTS-REBOUNDS-ASSISTS

OPPONENT	J. KYMAN	K. NWUBA	C. RILEY	D. SINGLETON	C. SMITH	R. STONG
at San Diego State (Nov. 25)	0-1-1	0-1-0	14-12-1	6-1-1	10-0-3	DNP
vs. Pepperdine (Nov. 27)	0-1-0	DNP	13-3-4	9-7-0	26-12-6	DNP
Seattle (Dec. 3)	7-1-0	0-1-0	8-3-1	0-5-1	6-11-2	0-0-0
California (Dec. 6)	4-2-1	DNP	4-2-2	11-1-1	21-4-1	DNP
San Diego (Dec. 9)	4-2-1	0-1-0	11-10-2	2-1-1	12-8-2	0-0-1
Marquette (Dec. 11)	3-0-0	DNP	3-0-0	6-0-0	4-7-0	DNP
vs. Ohio State (Dec. 19)	3-0-0	DNP	15-5-1	5-1-0	6-5-0	DNP
Utah (Dec. 31)						
Colorado (Jan. 2)						
at Arizona State (Jan. 7)						
at Arizona (Jan. 9)						
Washington State (Jan. 14)						
Washington (Jan. 16)						
at California (Jan. 21)						
at Stanford (Jan. 23)						
Oregon (Jan. 28)						
Oregon State (Jan. 30)						
at USC (Feb. 6)						
at Washington State (Feb. 11)						
at Washington (Feb. 13)						
Arizona (Feb. 18)						
Arizona State (Feb. 20)						
at Utah (Feb. 25)						
at Colorado (Feb. 27)						
USC (March 6)						

2020-21 STARTING LINEUPS & STAT LEADERS

STARTING LINEUPS

DATE	OPPONENT	W/L	SCORE					
11/25/20	at San Diego State ¹	L	58-73	Tyger Campbell	Jules Bernard	Jaime Jaquez Jr.	Chris Smith	Cody Riley
11/27/20	vs. Pepperdine ¹	3-OT W	107-98	Tyger Campbell	Jules Bernard	Jaime Jaquez Jr.	Chris Smith	Cody Riley
12/03/20	Seattle	W	78-52	Tyger Campbell	Jules Bernard	Jaime Jaquez Jr.	Chris Smith	Cody Riley
12/06/20	California *	W	76-56	Tyger Campbell	Jules Bernard	Jaime Jaquez Jr.	Chris Smith	Cody Riley
12/09/20	San Diego	W	83-56	Tyger Campbell	Jules Bernard	Jaime Jaquez Jr.	Chris Smith	Cody Riley
12/11/20	Marquette	W	69-60	Tyger Campbell	Johnny Juzang	Jaime Jaquez Jr.	Chris Smith	Cody Riley
12/19/20	vs. Ohio State ²	L	70-77	Tyger Campbell	Johnny Juzang	Jaime Jaquez Jr.	Chris Smith	Cody Riley
12/31/20	Utah *							
01/02/21	Colorado *							
01/07/21	at Arizona State *							
01/09/21	at Arizona *							
01/14/21	Washington State *							
01/16/21	Washington *							
01/21/21	at California *							
01/23/21	at Stanford *							
01/28/21	Oregon *							
01/30/21	Oregon State *							
02/06/21	at USC *							
02/11/21	at Washington State *							
02/13/21	at Washington *							
02/18/21	Arizona *							
02/20/21	Arizona State *							
02/25/21	at Utah *							
02/27/21	at Colorado *							
03/06/21	USC *							

¹ at San Diego State's Viejas Arena

² CBS Sports Classic (Cleveland, Ohio)

* Pac-12 Conference game

STATISTICAL LEADERS

DATE	OPPONENT	W/L	SCORE	POINTS	REBOUNDS	ASSISTS	STEALS	BLOCKS
11/25/20	at San Diego State ¹	L	78-53	Jaquez Jr. 17	Riley 12	Campbell 4	Kyman 1	Nwuba, Riley 1
11/27/20	vs. Pepperdine ¹	3-OT W	107-98	Smith 26	Smith 12	Campbell 7	five players 1	three players 1
12/03/20	Seattle	W	78-52	Campbell 17	Smith 11	Campbell 6	two players 2	Hill 3
12/06/20	California *	W	76-56	Smith 21	Hill 7	Campbell 12	Smith 2	none
12/09/20	San Diego	W	83-56	Jaquez Jr. 17	Hill, Riley 10	Campbell 5	Smith 2	Jaquez Jr. 4
12/11/20	Marquette	W	69-60	Jaquez Jr. 18	Bernard, Smith 7	Campbell 9	Bernard, Smith 2	Hill 3
12/19/20	vs. Ohio State ²	L	70-77	Riley 15	Bernard, Jaquez	Campbell 5	three players 1	Hill 1
12/31/20	Utah *							
01/02/21	Colorado *							
01/07/21	at Arizona State *							
01/09/21	at Arizona *							
01/14/21	Washington State *							
01/16/21	Washington *							
01/21/21	at California *							
01/23/21	at Stanford *							
01/28/21	Oregon *							
01/30/21	Oregon State *							
02/06/21	at USC *							
02/11/21	at Washington State *							
02/13/21	at Washington *							
02/18/21	Arizona *							
02/20/21	Arizona State *							
02/25/21	at Utah *							
02/27/21	at Colorado *							
03/06/21	USC *							

¹ at San Diego State's Viejas Arena

² CBS Sports Classic (Cleveland, Ohio)

* Pac-12 Conference game

UCLA's SEASON/CAREER STATS

2020-21 ROSTER

SEASON STATISTICS

CAREER STATISTICS

SUMMARY	gp-gs	min/g	fg%	3fg%	ft%	r/g	a/g	stl	blk	pts/g	gp-gs	min/g	fg%	3fg%	ft%	r/g	a/g	stl	blk	pts/g
Jaquez Jr., Jaime	7-7	34.3	.523	.462	.593	6.0	1.9	6	5	13.7	38-30	28.1	.470	.349	.714	5.0	1.4	49	17	9.8
Smith, Chris	7-7	28.9	.391	.444	.794	6.7	2.0	7	4	12.1	104-45	20.8	.434	.309	.757	3.8	1.2	60	33	8.0
Campbell, Tyger	7-7	34.1	.406	.238	.773	3.0	6.9	6	0	11.1	38-38	30.8	.369	.261	.694	2.5	5.4	32	0	8.8
Juzang, Johnny	3-2	26.0	.387	.188	.833	2.7	1.0	2	0	10.7	3-2	26.0	.387	.188	.833	2.7	1.0	2	0	10.7
Riley, Cody	7-7	21.4	.578	.000	.615	5.0	1.6	1	1	9.7	68-32	19.2	.510	.240	.549	4.4	0.8	20	31	7.5
Bernard, Jules	7-5	27.6	.488	.294	.800	5.1	1.3	4	1	9.6	70-8	17.8	.441	.338	.762	3.1	0.8	37	11	6.9
Hill, Jalen	5-0	21.0	.533	.000	.565	7.0	1.2	1	8	9.0	68-40	22.0	.543	.000	.700	6.5	1.2	32	54	6.7
Singleton, David	7-0	20.6	.419	.458	1.000	2.3	0.6	5	0	5.6	69-19	18.9	.401	.419	.741	1.6	1.0	42	8	4.8
Kyman, Jake	7-0	12.1	.391	.250	.000	1.0	0.4	2	0	3.0	33-0	12.1	.441	.382	.556	1.2	0.3	10	4	4.8
Clark, Jaylen	6-0	4.5	.800	.000	1.000	0.7	0.0	0	0	1.7	6-0	4.5	.800	.000	1.000	0.7	0.0	0	0	1.7
Stong, Russell	2-0	1.0	.000	.000	.000	0.0	0.5	0	0	0.0	11-0	1.4	.250	.000	.000	0.0	0.1	0	0	0.2
Cremonesi, Logan	1-0	1.0	.000	.000	.000	0.0	0.0	0	0	0.0	1-0	1.0	.000	.000	.000	0.0	0.0	0	0	0.0
Nwuba, Kenneth	3-0	3.0	.000	.000	.000	1.0	0.0	0	1	0.0	20-0	2.9	.250	.000	.429	0.7	0.1	1	2	0.4

SCORING	fg-fga	fg%	3fg-fga	3fg%	ft-fta	ft%	pts	pts/g	fg-fga	fg%	3fg-fga	3fg%	ft-fta	ft%	pts	pts/g
Jaquez Jr., Jaime	34-65	.523	12-26	.462	16-27	.593	96	13.7	132-281	.470	37-106	.349	70-98	.714	371	9.8
Smith, Chris	25-64	.391	8-18	.444	27-34	.794	85	12.1	285-657	.434	59-191	.309	199-263	.757	828	8.0
Campbell, Tyger	28-69	.406	5-21	.238	17-22	.773	78	11.1	115-312	.369	29-111	.261	75-108	.694	334	8.8
Juzang, Johnny	12-31	.387	3-16	.188	5-6	.833	32	10.7	12-31	.387	3-16	.188	5-6	.833	32	10.7
Riley, Cody	26-45	.578	0-0	.000	16-26	.615	68	9.7	203-398	.510	6-25	.240	96-175	.549	508	7.5
Bernard, Jules	21-43	.488	5-17	.294	20-25	.800	67	9.6	156-354	.441	47-139	.338	125-164	.762	484	6.9
Hill, Jalen	16-30	.533	0-0	.000	13-23	.565	45	9.0	153-282	.543	0-0	.000	152-217	.700	458	6.7
Singleton, David	13-31	.419	11-24	.458	2-2	1.000	39	5.6	105-262	.401	80-191	.419	40-54	.741	330	4.8
Kyman, Jake	9-23	.391	3-12	.250	0-0	.000	21	3.0	60-136	.441	34-89	.382	5-9	.556	159	4.8
Clark, Jaylen	4-5	.800	0-0	.000	2-2	1.000	10	1.7	4-5	.800	0-0	.000	2-2	1.000	10	1.7
Stong, Russell	0-0	.000	0-0	.000	0-0	.000	0	0.0	1-4	.250	0-2	.000	0-0	.000	2	0.2
Cremonesi, Logan	0-0	.000	0-0	.000	0-0	.000	0	0.0	0-0	.000	0-0	.000	0-0	.000	0	0.0
Nwuba, Kenneth	0-1	.000	0-0	.000	0-0	.000	0	0.0	2-8	.250	0-0	.000	3-7	.429	7	0.4

TOTALS	o-reb	d-reb	t-reb	pf	fo	ast	to	a/to	o-reb	d-reb	t-reb	pf	fo	ast	to	a/to
Jaquez Jr., Jaime	11	31	42	18	0	13	11	1.2	60	131	191	94	1	55	57	1.0
Smith, Chris	12	35	47	15	1	14	18	0.8	97	300	397	191	3	124	180	0.7
Campbell, Tyger	4	17	21	14	0	48	9	5.3	24	71	95	76	0	204	65	3.1
Juzang, Johnny	3	5	8	4	0	3	2	1.5	3	5	8	4	0	3	2	1.5
Riley, Cody	8	27	35	20	1	11	14	0.8	86	212	298	182	7	56	111	0.5
Bernard, Jules	14	22	36	21	1	9	7	1.3	60	157	217	135	3	56	91	0.6
Hill, Jalen	11	24	35	8	0	6	3	2.0	148	294	442	145	2	83	95	0.9
Singleton, David	2	14	16	10	0	4	5	0.8	10	100	110	81	1	68	31	2.2
Kyman, Jake	1	6	7	4	0	3	1	3.0	6	34	40	25	0	10	11	0.9
Clark, Jaylen	0	4	4	5	0	0	2	0.0	0	4	4	5	0	0	2	0.0
Stong, Russell	0	0	0	0	0	1	0	0.0	0	0	0	1	0	1	1	1.0
Cremonesi, Logan	0	0	0	0	0	0	0	0.0	0	0	0	0	0	0	0	0.0
Nwuba, Kenneth	1	2	3	2	0	0	1	0.0	6	8	14	17	0	2	6	0.3

2020-21 PAC-12 STATISTICS

Pac-12: 1-0 Home: 1-0 Away: 0-0

#	Player	gp-gs	min	avg	Total		3-Point		F-Throw		Rebounds											
					fg-fga	fg%	3fg-fga	3fg%	ft-fa	ft%	off	def	tot	avg	pf	dq	a	to	blk	stl	pts	avg
05	Smith, Chris	1-1	31	31.0	7-12	.583	3-4	.750	4-5	.800	1	3	4	4.0	2	0	1	4	0	2	21	21.0
04	Jaquez Jr., Jaime	1-1	32	32.0	5-9	.556	2-4	.500	0-3	.000	0	6	6	6.0	0	0	2	3	0	1	12	12.0
10	Campbell, Tyger	1-1	29	29.0	5-7	.714	0-0	.000	1-2	.500	1	3	4	4.0	0	0	12	1	0	0	11	11.0
34	Singleton, David	1-0	16	16.0	4-4	1.000	3-3	1.000	0-0	.000	0	1	1	1.0	0	0	1	0	0	1	11	11.0
24	Hill, Jalen	1-0	21	21.0	4-6	.667	0-0	.000	2-3	.667	2	5	7	7.0	2	0	2	0	0	1	10	10.0
13	Kyman, Jake	1-0	16	16.0	2-3	.667	0-1	.000	0-0	.000	0	2	2	2.0	1	0	1	0	0	0	4	4.0
02	Riley, Cody	1-1	20	20.0	2-4	.500	0-0	.000	0-0	.000	0	2	2	2.0	1	0	2	1	0	1	4	4.0
01	Bernard, Jules	1-1	30	30.0	1-5	.200	0-2	.000	1-2	.500	2	3	5	5.0	3	0	2	1	0	0	3	3.0
00	Clark, Jaylen	1-0	5	5.0	0-0	.000	0-0	.000	0-0	.000	0	0	0	0.0	1	0	0	1	0	0	0	0.0
	Team										0	0	0									
	Total.....	1	200		30-50	.600	8-14	.571	8-15	.533	6	25	31	31.0	10	0	23	11	0	6	76	76.0
	Opponents.....	1	200		22-49	.449	9-26	.346	3-5	.600	3	19	22	22.0	18	0	11	15	0	3	56	56.0

TEAM STATISTICS

	UCLA	OPP	Date	Opponent	Score	Att.
SCORING	76	56	* 12/06/20	CALIFORNIA	w 76-56	0
Points per game	76.0	56.0				
Scoring margin	+20.0	-				
FIELD GOALS-ATT	30-50	22-49				
Field goal pct	.600	.449				
3 POINT FG-ATT	8-14	9-26				
3-point FG pct	.571	.346				
3-pt FG made per game	8.0	9.0				
FREE THROWS-ATT	8-15	3-5				
Free throw pct	.533	.600				
F-Throws made per game	8.0	3.0				
REBOUNDS	31	22				
Rebounds per game	31.0	22.0				
Rebounding margin	+9.0	-				
ASSISTS	23	11				
Assists per game	23.0	11.0				
TURNOVERS	11	15				
Turnovers per game	11.0	15.0				
Turnover margin	+4.0	-				
Assist/turnover ratio	2.1	0.7				
STEALS	6	3				
Steals per game	6.0	3.0				
BLOCKS	0	0				
Blocks per game	0.0	0.0				
ATTENDANCE	0	0				
Home games-Avg/Game	1-0	0-0				
Neutral site-Avg/Game	-	0-0				

Score by Periods	1st	2nd	Totals
UCLA	40	36	76
Opponents	22	34	56

2020-21 OVERALL STATISTICS

Overall: 5-2 Home: 4-0 Away: 0-0 Neutral: 1-2 Pac-12: 1-0

#	Player	gp-gs	min	avg	Total		3-Point		F-Throw		Rebounds								pts	avg			
					fg-fga	fg%	3fg-fga	3fg%	ft-fa	ft%	off	def	tot	avg	pf	dq	a	to			blk	stl	
04	Jaquez Jr., Jaime	7-7	240	34.3	34-65	.523	12-26	.462	16-27	.593	11	31	42	6.0	18	0	13	11	5	6	96	13.7	
05	Smith, Chris	7-7	202	28.9	25-64	.391	8-18	.444	27-34	.794	12	35	47	6.7	15	1	14	18	4	7	85	12.1	
10	Campbell, Tyger	7-7	239	34.1	28-69	.406	5-21	.238	17-22	.773	4	17	21	3.0	14	0	48	9	0	6	78	11.1	
03	Juzang, Johnny	3-2	78	26.0	12-31	.387	3-16	.188	5-6	.833	3	5	8	2.7	4	0	3	2	0	2	32	10.7	
02	Riley, Cody	7-7	150	21.4	26-45	.578	0-0	.000	16-26	.615	8	27	35	5.0	20	1	11	14	1	1	68	9.7	
01	Bernard, Jules	7-5	193	27.6	21-43	.488	5-17	.294	20-25	.800	14	22	36	5.1	21	1	9	7	1	4	67	9.6	
24	Hill, Jalen	5-0	105	21.0	16-30	.533	0-0	.000	13-23	.565	11	24	35	7.0	8	0	6	3	8	1	45	9.0	
34	Singleton, David	7-0	144	20.6	13-31	.419	11-24	.458	2-2	1.000	2	14	16	2.3	10	0	4	5	0	5	39	5.6	
13	Kyman, Jake	7-0	85	12.1	9-23	.391	3-12	.250	0-0	.000	1	6	7	1.0	4	0	3	1	0	2	21	3.0	
00	Clark, Jaylen	6-0	27	4.5	4-5	.800	0-0	.000	2-2	1.000	0	4	4	0.7	5	0	0	2	0	0	10	1.7	
43	Stong, Russell	2-0	2	1.0	0-0	.000	0-0	.000	0-0	.000	0	0	0	0.0	0	0	1	0	0	0	0	0.0	
23	Cremonesi, Logan	1-0	1	1.0	0-0	.000	0-0	.000	0-0	.000	0	0	0	0.0	0	0	0	0	0	0	0	0.0	
14	Nwuba, Kenneth	3-0	9	3.0	0-1	.000	0-0	.000	0-0	.000	1	2	3	1.0	2	0	0	1	1	0	0	0.0	
Team											12	7	19										
Total.....		7	1475		188-407	.462	47-134	.351	118-167	.707	79	194	273	39.0	121	3	112	76	20	34	541	77.3	
Opponents.....		7	1475		168-405	.415	50-174	.287	86-115	.748	62	160	222	31.7	152	6	86	91	17	33	472	67.4	

TEAM STATISTICS

	UCLA	OPP
SCORING	541	472
Points per game	77.3	67.4
Scoring margin	+9.9	-
FIELD GOALS-ATT	188-407	168-405
Field goal pct	.462	.415
3 POINT FG-ATT	47-134	50-174
3-point FG pct	.351	.287
3-pt FG made per game	6.7	7.1
FREE THROWS-ATT	118-167	86-115
Free throw pct	.707	.748
F-Throws made per game	16.9	12.3
REBOUNDS	273	222
Rebounds per game	39.0	31.7
Rebounding margin	+7.3	-
ASSISTS	112	86
Assists per game	16.0	12.3
TURNOVERS	76	91
Turnovers per game	10.9	13.0
Turnover margin	+2.1	-
Assist/turnover ratio	1.5	0.9
STEALS	34	33
Steals per game	4.9	4.7
BLOCKS	20	17
Blocks per game	2.9	2.4
ATTENDANCE	0	0
Home games-Avg/Game	4-0	1-0
Neutral site-Avg/Game	-	2-0

Date	Opponent	Score	Att.
11/25/20	at San Diego St.	L 58-73	0
1 11/27/20	vs Pepperdine	Wo3 107-98	0
12/03/20	SEATTLE U	w 78-52	0
* 12/06/20	CALIFORNIA	w 76-56	0
12/09/20	SAN DIEGO	w 83-56	0
12/11/20	MARQUETTE	w 69-60	0
2 12/19/20	vs Ohio St.	L 70-77	0

1 = at San Diego State (Viejas Arena)

2 = CBS Sports Classic (Cleveland, Ohio)

* = Conference game

Score by Periods	1st	2nd	OT	OT2	OT3	Totals
UCLA	250	254	11	8	18	541
Opponents	220	224	11	8	9	472