

HISTORY

ALL-TIME RESULTS

1919: FRED W. COZENS

10/3	L	0	at Manual Arts HS	74
10/10	L	6	at Hollywood HS	19
10/17	L	12	at Bakersfield HS	27
10/24	W	7	Occidental Frosh	2
10/30	W	7	Los Angeles JC	0
11/7	L	0	USS Idaho	20
11/14	L	7	Los Angeles JC	21
11/21	L	13	at Occidental Frosh	30
52 Season totals				193
<i>W—2, L—6, T—0</i>				

1920: HARRY TROTTER

10/2	L	0	at Pomona	41
10/9	L	0	Occidental	21
10/30	L	21	at Redlands	27
11/13	L	0	Caltech	32
11/20	L	0	at Whittier	103
21 Season totals				224
<i>W—0, L—5, T—0</i>				

1921: HARRY TROTTER

10/8	L	7	Redlands	35
10/15	L	7	Pomona	55
10/29	L	0	at Occidental	35
11/5	L	0	Whittier	62
11/11	L	0	at Caltech	27
14 Season totals				214
<i>W—0, L—5, T—0</i>				

1922: HARRY TROTTER

10/7	W	24	at San Diego State	6
10/14	W	34	at Redlands	9
10/21	L	7	Occidental	14
11/4	T	6	at Whittier	6
11/18	L	6	at Pomona	20
11/25	L	6	Caltech	7
83 Season totals				62
<i>W—2, L—3, T—1</i>				

1923: JAMES CLINE

10/13	W	12	San Diego State	0
10/20	W	6	Loyola	0
10/27	L	12	Whittier	14
11/3	L	6	Pomona	27
11/12	L	6	Redlands	12
11/17	L	6	at Occidental	20
11/24	L	6	Caltech (Rose Bowl)	59
54 Season totals				132
<i>W—2, L—5, T—0</i>				

1924: JAMES CLINE

10/4	T	0	Loyola	0
10/11	L	13	La Verne	14
10/18	L	0	at Whittier	6
10/25	L	7	Occidental	20
11/1	L	7	at Pomona	50
11/11	T	0	at Redlands	0
11/15	T	13	at San Diego State	13
11/22	L	0	Caltech	6
40 Season totals				109
<i>W—0, L—5, T—3</i>				

1925: WILLIAM H. SPAULDING

9/26	W	7	San Diego State	0
10/3	W	16	La Verne	3
10/10	W	26	Pomona	0
10/16	L	0	Whittier	7
10/24	W	9	at Occidental	0
10/31	L	0	at St. Mary's	28
11/7	W	23	Redlands	0
11/14	L	0	at Stanford	82
11/21	T	10	at Caltech	10
91 Season totals				130
<i>W—5, L—3, T—1</i>				

1926: WILLIAM H. SPAULDING

9/25	W	25	Santa Barbara St.	0
10/9	W	42	San Diego State	7
10/16	L	6	at Whittier	16
10/23	W	27	at Pomona	7
11/6	W	24	Occidental	7
11/13	W	26	at Redlands	3
11/20	L	3	Caltech	7
11/27	L	0	Iowa State	20
153 Season totals				67
<i>W—5, L—3, T—0</i>				

1927: WILLIAM H. SPAULDING

9/24	W	33	Santa Barbara St.	0
10/1	W	7	Fresno State	0
10/8	W	25	Whittier	6
10/15	W	8	Occidental	0
10/28	W	32	Redlands	0
11/5	T	7	Pomona	7
11/12	W	13	at Caltech	0
11/19	L	13	at Arizona	16
11/26	L	6	Drake	25
144 Season totals				54
<i>W—6, L—2, T—1</i>				

Joined Pacific Coast Conf.

1928: WILLIAM H. SPAULDING

9/22	W	19	Santa Barbara St.	0
9/29	T	7	Arizona	7
10/6	W	32	at Caltech	0
10/13	L	7	at Stanford	45
10/20	W	29	Pomona	0
10/27	L	6	at Idaho	20
11/10	L	0	at Washington St.	38
11/17	W	65	La Verne	0
11/29	L	6	Oregon	26
171 Season totals				136
<i>W—4, L—4, T—1 (0-4, 9th in PCC)</i>				

1929: WILLIAM H. SPAULDING

9/28	L	0	USC	76
10/5	W	56	Fresno State	6
10/12	L	0	Stanford	57
10/19	W	31	at Caltech	0
10/26	W	20	Pomona	0
11/2	L	0	at Oregon	27
11/16	L	0	St. Mary's	24
11/28	W	14	Montana	0
121 Season totals				190
<i>W—4, L—4, T—0 (1-3, 6th in PCC)</i>				

1930: WILLIAM H. SPAULDING

9/27	L	0	USC	52
10/11	W	21	Pomona	0
10/17	L	6	St. Mary's	21
10/24	W	30	Caltech	0
10/31	L	0	Stanford	20
11/8	L	0	at Oregon	7
11/21	L	0	Oregon State	19
11/29	W	20	Idaho	6
77 Season totals				125
<i>W—3, L—5, T—0 (1-4, 7-8th in PCC)</i>				

1931: WILLIAM H. SPAULDING

9/25	T	0	Occidental	0
10/3	L	0	at Washington St.	13
10/17	L	0	at Northwestern	19
10/24	W	46	Pomona	0
10/31	L	6	at Stanford	12
11/11	W	12	St. Mary's	0
11/21	L	6	Oregon	13
11/26	W	13	Florida	0
83 Season totals				57
<i>W—3, L—4, T—1 (0-3, 9th in PCC)</i>				

1932: WILLIAM H. SPAULDING

9/23	W	26	Calif. Aggies	0
9/30	W	6	Idaho	0
10/15	W	12	at Oregon	7
10/22	W	51	Caltech	0
10/29	W	13	Stanford	6
11/11	L	7	St. Mary's	14
11/19	W	32	Montana	0
11/24	L	0	Washington State	3
12/3	L	0	Washington	19
12/17	L	2	at Florida	12
149 Season totals				61
<i>W—6, L—4, T—0 (4-2, 3rd in PCC)</i>				

1933: WILLIAM H. SPAULDING

9/23	W	34	Los Angeles JC	0
9/23	W	13	San Diego State	0
9/30	L	0	at Stanford	3
10/6	W	22	Utah	0
10/21	W	20	Loyola	7
10/28	L	0	Oregon	7
11/4	T	0	California	0
11/11	W	14	at San Diego Marines	13
11/18	L	0	at Washington	10
11/25	L	14	St. Mary's	22

11/30	W	7	Washington State	0
123 Season totals				62
<i>W—6, L—4, T—1 (1-3-1, 8th in PCC)</i>				

1934: WILLIAM H. SPAULDING

9/22	W	14	Pomona	0
9/22	W	20	San Diego State	0
9/29	L	3	at Oregon	26
10/13	W	16	Montana	0
10/20	L	0	at California	3
10/27	W	49	California Aggies	0
11/3	L	0	Stanford	27
11/12	W	6	St. Mary's	0
11/24	W	25	Oregon State	7
11/29	W	13	Loyola	6
146 Season totals				69
<i>W—7, L—3, T—0 (2-3, 6th in PCC)</i>				

1935: WILLIAM H. SPAULDING

9/28	W	39	Utah State	0
10/5	W	20	at Oregon State	7
10/19	W	7	at Stanford	6
10/26	W	33	Oregon	6
11/2	L	2	California	14
11/9	L	0	SMU	21
11/15	W	19	Hawaii	6
11/23	W	14	Loyola	6
12/7	W	13	Idaho	6
12/14	W	13	at St. Mary's	7
160 Season totals				79
<i>W—8, L—2, T—0 (4-1, 1st in PCC)</i>				

1936: WILLIAM H. SPAULDING

9/26	W	21	Occidental	0
9/26	W	26	Pomona	0
10/2	W	30	Montana	0
10/10	L	0	Washington	14
10/17	W	17	at California	6
10/24	W	22	Oregon State	13
10/31	L	6	Stanford	19
11/7	W	7	at Oregon	0
11/14	L	7	Washington State	32
11/26	T	7	at USC	7
143 Season totals				91
<i>W—6, L—3, T—1 (4-3-1, 5th in PCC)</i>				

1937: WILLIAM H. SPAULDING

9/24	W	26	Oregon	13
10/9	L	7	at Stanford	12
10/16	T	7	at Oregon State	7
10/23	L	0	Washington State	3
10/30	L	14	California	27
11/13	L	0	at Washington	26
11/20	L	13	SMU	26
11/27	W	13	Missouri	0
12/4	L	13	USC	19
93 Season totals				133
<i>W—2, L—6, T—1 (1-5-1, 8th in PCC)</i>				

1938: WILLIAM H. SPAULDING

9/23	W	27	Iowa	3
10/1	L	12	at Oregon	14
10/8	W	13	Washington	0
10/15	L	7	at California	20
10/22	W	33	Idaho	0
10/29	W	6	Stanford	0
11/5	W	21	at Washington St.	0
11/12	L	7	Wisconsin (15)	14
11/24	L	7	at USC (14)	42
12/10	T	6	Oregon State	6
12/26	W	46	at Honolulu Town	0
1/2	W	32	at Hawaii	7
217 Season totals				106
<i>W—7, L—4, T—1 (4-3-1, 13rd in PCC)</i>				

1939: EDWIN C. HORRELL

9/29	W	6	Texas Christian	2
10/7	W	14	at Washington	7
10/14	T	14	at Stanford	14
10/21	W	20	Montana	6
10/28	W	16	Oregon	6
11/4	W	20	(19)California	7
11/18	T	0	(11)Santa Clara (14)	0
11/25	T	13	(13)Oregon State	13
11/30	W	24	(13)Washington State	7
12/9	T	0	(9)at USC (3)	0
127 Season totals				62
<i>W—6, L—0, T—4 (5-0-3, 2nd in PCC)</i>				
Final Poll: 7th by AP				

1940: EDWIN C. HORRELL

9/27	L	6	SMU	9
10/4	L	6	Santa Clara	9
10/12	L	0	Texas A&M	7
10/19	L	7	at California	9
10/26	L	0	Oregon State	7
11/2	L	14	Stanford (6)	20
11/9	L	0	at Oregon	18
11/16	W	34	Washington State	26
11/23	L	0	Washington (13)	41
11/30	L	12	at USC	28
79 Season totals				174
<i>W—1, L—9, T—0 (1-6, 9th in PCC)</i>				

1941: EDWIN C. HORRELL

9/26	W	7	Washington State	6
10/4	L	0	at Stanford	33
10/10	W	14	Montana	7
10/18	L	7	at Washington	14
10/25	W	14	Oregon (16)	7
11/1	L	7	California	27
11/8	L	0	at Oregon State	19
11/15	W	29	Camp Haan	0
11/22	L	13	Santa Clara	31
12/6	T	7	USC	7
12/20	W	30	at Florida	27
128 Season totals				178
<i>W—5, L—5, T—1 (3-4-1, 6th in PCC)</i>				

1942: EDWIN C. HORRELL

9/25	L	6	Texas Christian	7
10/3	L	7	St. Mary's Pre-Flight	18
10/10	W	30	Oregon State	7
10/17	W	21	at California	0

HISTORY

ALL-TIME RESULTS

1946: BERT LaBRUCHERIE

9/28	W 50	Oregon State	7
10/5	W 39	at Washington	13
10/12	W 26	(5)Stanford (17)	6
10/19	W 13	(4)at California	6
10/26	W 33	(5)Santa Clara	7
11/1	W 46	(4)St. Mary's	20
11/9	W 14	(4)at Oregon	0
11/16	W 61	(4)Montana	7
11/23	W 13	(4)USC (10)	6
11/30	W 18	(4)Nebraska	0
1/1	L 14	(4) Illinois (Rose Bowl)	45
327 Season totals			117
<i>W—10, L—1, T—0; (7-0, 1st in PCC)</i>			
<i>Final Poll: 4th by AP</i>			

1947: BERT LaBRUCHERIE

9/26	W 22	Iowa	7
10/4	L 26	at Northwestern	27
10/11	W 24	Oregon	7
10/18	W 39	(19)at Stanford	6
10/25	L 0	(16)SMU (12)	7
11/1	L 0	(19)California (14)	6
11/8	W 27	at Oregon State	7
11/15	W 34	Washington	7
11/22	L 0	(18)at USC (4)	6
172 Season totals			80
<i>W—5, L—4, T—0 (4-2, 4th in PCC)</i>			

1948: BERT LaBRUCHERIE

9/18	W 48	Washington State	26
9/25	L 0	Northwestern	19
10/2	W 28	Idaho	12
10/9	L 6	at Washington	27
10/16	L 14	Stanford	34
10/23	L 0	Oregon State	28
10/30	W 27	at Nebraska	15
11/6	L 13	at California (5)	28
11/12	L 7	Oregon (15)	26
11/20	L 13	USC	20
156 Season totals			235
<i>W—3, L—7, T—0 (2-6, 8th in PCC)</i>			

1949: RED SANDERS

9/16	W 35	Oregon State	13
9/24	W 41	at Iowa	25
9/30	W 35	at Oregon	27
10/8	W 14	(18)at Stanford	7
10/15	L 0	(13)Santa Clara	14
10/22	W 27	at Washington St.	20
10/29	L 21	(20)California	35
11/12	W 47	Washington	26
11/19	L 7	at USC	21
227 Season totals			188
<i>W—6, L—3, T—0 (5-2, 2nd in PCC)</i>			

1950: RED SANDERS

9/23	W 28	Oregon	0
9/30	W 42	Washington State	0
10/7	L 20	(13)at Washington (10)	21
10/13	L 6	Illinois	14
10/21	W 21	Stanford (6)	7
10/28	W 20	(18) at Purdue	6
11/4	W 20	(19)Oregon State	13
11/11	L 0	(19)at California (6)	35
11/25	W 39	USC	0
196 Season totals			96
<i>W—6, L—3, T—0 (5-2, 3rd in PCC)</i>			

1951: RED SANDERS

9/21	L 14	Texas A&M (6)	21
9/29	L 13	at Illinois (10)	27
10/6	W 44	Santa Clara	17
10/13	L 7	at Stanford (19)	21
10/20	W 41	Oregon	0
11/3	W 21	California (9)	7
11/10	W 7	at Oregon State	0
11/17	T 20	(18)Washington	20
11/24	W 21	(18)at USC (11)	7
188 Season totals			120
<i>W—5, L—3, T—1 (4-1-1, 2nd in PCC)</i>			
<i>Final Poll: 17th by AP, T-17 by UPI</i>			

1952: RED SANDERS

9/20	W 13	(18) Oregon	6
9/27	W 14	(18)Texas Christian (9)	0
10/4	W 32	(14)at Washington	7
10/11	W 20	(11)Rice	0
10/18	W 24	(10)Stanford (13)	14
10/25	W 20	(8)at Wisconsin (10)	7
11/1	W 28	(7)at California (11)	7
11/8	W 57	(5)Oregon State	0
11/22	L 12	(3)USC (4)	14
220 Season totals			55
<i>W—8, L—1, T—0 (6-1, 2nd in PCC)</i>			
<i>Pre-Season Poll: 18th by AP;</i>			
<i>Final Poll: 6th by AP, UPI</i>			

1953: RED SANDERS

9/18	W 41	(4)Oregon State	0
9/25	W 19	(4)Kansas	7
10/3	W 12	(5)at Oregon	0
10/9	W 13	(6)Wisconsin	0
10/17	L 20	(4)at Stanford	21
10/24	W 44	(12)Washington State	7
10/31	W 20	(10)California	7
11/14	W 22	(7)Washington	6
11/21	W 13	(5)at USC (9)	0
1/1	L 20	(5) Michigan State (8)(Rose Bowl)	28
224 Season totals			76
<i>W—8, L—2, T—0 (6-1, 1st in PCC)</i>			
<i>Pre-Season Poll: 4th by AP;</i>			
<i>Final Poll: 4th by UPI, 5th by AP</i>			

1954: RED SANDERS

9/18	W 67	(8)San Diego NTC	0
9/25	W 32	(8)at Kansas	7
10/1	W 12	(4)Maryland (6)	7
10/9	W 21	(2)at Washington	20
10/16	W 72	(3)Stanford	0
10/23	W 61	(3)at Oregon State	0
10/30	W 27	(3)at California	6
11/6	W 41	(1)Oregon	0
11/20	W 34	(2) USC (7)	0
367 Season totals			40
<i>W—9, L—0, T—0 (6-0, 1st in PCC)</i>			
<i>NATIONAL CHAMPIONS (UPI)</i>			
<i>Pre-Season Poll: 8th by AP;</i>			
<i>Final Poll: 1st by UPI, 2nd by AP</i>			

1955: RED SANDERS

9/16	W 21	(1)Texas A&M	0
9/24	L 0	(1)at Maryland (5)	7
10/1	W 55	(7)at Washington St.	0
10/7	W 38	(7)Oregon State	0
10/15	W 21	(9)at Stanford	13
10/21	W 33	(7) Iowa	13
10/29	W 47	(6)California	0
11/5	W 34	(5)at College of Pacific	0
11/12	W 19	(4)Washington	17
11/19	W 17	(5)at USC	7
1/2	L 14	(4)Michigan St. (Rose Bowl)	17
299 Season totals			74
<i>W—9, L—2, T—0 (6-0, 1st in PCC)</i>			
<i>Pre-Season Poll: 1st by AP;</i>			
<i>Final Poll: 4th by AP, UPI</i>			

1956: RED SANDERS

9/21	W 13	(17)Utah	7
9/29	L 13	at Michigan (13)	42
10/5	W 6	Oregon	0
10/13	W 28	Washington State	0
10/20	W 34	at California	20
10/27	L 7	at Oregon State	21
11/3	W 14	Stanford (10)	13
11/10	W 13	(19)at Washington	9
11/17	W 13	Kansas	0
11/24	L 7	USC	10
148 Season totals			122
<i>W—7, L—3, T—0 (5-2, 2nd in PCC)</i>			
<i>Pre-Season Poll: 17th by AP</i>			

1957: RED SANDERS

9/20	W 47	Air Force	0
9/27	W 16	Illinois	6
10/5	L 0	at Oregon	21
10/12	W 19	Washington	0
10/19	W 26	Oregon State (7)	7
10/26	L 6	(15)at Stanford	20
11/2	W 16	California	14
11/9	W 19	at Washington St.	13
11/16	W 21	at College of Pacific	0
11/23	W 20	at USC	9
190 Season totals			90
<i>W—8, L—2, T—0 (5-2, 3rd in PCC)</i>			
<i>Final Poll: T-18th by UPI</i>			

1958: GEORGE DICKERSON

9/20	L 6	Pittsburgh (19)	27
9/27	W 18	at Illinois	14
10/4	L 0	at Oregon State	14

BILL BARNES, ACTING COACH

10/10	L 14	Florida	21
10/18	W 20	at Washington	0
10/25	L 19	Stanford	21
11/1	L 20	Washington State	38
11/8	L 17	at California	20
11/15	W 7	Oregon	3
11/22	T 15	USC	15
136 Season totals			173
<i>W—3, L—6, T—1 (2-4-1, 6th in PCC)</i>			

Joined Athletic Association of Western Universities

1959: BILL BARNES

9/18	T 0	Purdue (11)	0
10/3	L 21	at Pittsburgh	25
10/17	W 19	California	12
10/23	L 7	Air Force	20
10/31	L 7	Washington (17)	23
11/7	W 55	at Stanford	13
11/13	W 21	North Carolina State	12
11/21	W 10	at USC (4)	3
11/28	W 21	(20)Utah	6
12/5	L 8	(17)Syracuse (1)	36
169 Season totals			150
<i>W—5, L—4, T—1 (3-1, T-1st in AAWU)</i>			

1960: BILL BARNES

9/17	W 8	Pittsburgh (7)	7
9/24	T 27	(8)at Purdue	27
10/15	L 8	(15)at Washington (13)	10
10/22	W 26	(19)Stanford	8
10/29	W 7	North Carolina State	0
11/5	W 28	(15)at California	0
11/12	W 22	(11)Air Force	0
11/19	L 6	(11)USC	17
11/26	W 16	at Utah	9
12/3	W 27	Duke (10)	6
175 Season totals			84
<i>W—7, L—2, T—1 (2-2, 3rd in AAWU)</i>			

1961: BILL BARNES

9/23	W 19	at Air Force	6
9/30	L 6	(9)at Michigan	29
10/7	L 3	at Ohio State (8)	13
10/14	W 28	Vanderbilt	21
10/21	W 20	Pittsburgh	6
10/28	W 20	at Stanford	0
11/4	W 35	California	15
11/10	W 28	Texas Christian	7
11/18	L 13	Washington	17
11/25	W 10	at USC	7
1/1	L 3	Minnesota (Rose Bowl)	21
185 Season totals			142
<i>W—7, L—4, T—0 (3-1, 1st in AAWU)</i>			
<i>Final Poll: 16th by AP</i>			

1962: BILL BARNES

10/6	W 9	Ohio State (1)	7
10/12	W 35	Colorado State	7
10/20	L 6	at Pittsburgh	8
10/27	L 7	Stanford	17
11/3	W 26	at California	16
11/10	L 11	Air Force	17
11/17	L 0	at Washington	30
11/24	L 3	USC (1)	14
12/1	W 14	at Utah	11
12/8	L 7	Syracuse	12
118 Season totals			139
<i>W—4, L—6, T—0 (1-3, 5th in AAWU)</i>			

1963: BILL BARNES

9/20	L 0	Pittsburgh	20
9/28	L 14	at Penn State	17
10/5	W 10	at Stanford	9
10/11	L 7	Syracuse	29
10/19	L 12	at Notre Dame	27
10/25	L 12	Illinois (4)	18
11/2	L 0	California	25
11/9	L 21	at Air Force	48
11/16	W 14	Washington	0
11/30	L 6	at USC	26
96 Season totals			219
<i>W—2, L—8, T—0 (2-2, 3rd in AAWU)</i>			

1964: BILL BARNES

9/12	W 17	at Pittsburgh	12
9/26	W 21	Penn State	14
10/3	W 27	Stanford	20
10/10	L 0	at Syracuse	39
10/17	L 0	at Notre Dame (4)	24
10/24	L 7	at Illinois	26
10/31	W 25	at California	21
11/7	L 15	Air Force	24
11/14	L 20	at Washington	22
11/21	L 13	USC	34
145 Season totals			236
<i>W—4, L—6, T—0 (2-2, 4th in AAWU)</i>			

1965: TOMMY PROTHRO

9/18	L 3	at Michigan State	13
10/2	W 24	at Penn State	22
10/9	W 24	Syracuse	15
10/16	T 14	at Missouri	14
10/23	W 56	California	3
10/30	W 10	at Air Force Academy	0
11/6	W 28	(8)Washington	24
11/13	W 30	(7)at Stanford	13
11/20	W 20	(7)at USC (6)	16
12/4	L 34	(5)at Tennessee (7)	37
1/1	W 14	(5)Michigan State (1) (Rose Bowl)	12
257 Season totals			168
<i>W—8, L—2, T—1 (4-0, 1st in AAWU)</i>			
<i>Final Poll: 4th by AP, 5th by UPI</i>			

1966: TOMMY PROTHRO

9/17	W 57	(4)Pittsburgh	14
9/24	W 31	(2)at Syracuse	12
10/1	W 24	(2)Missouri	15
10/8	W 27	(2)at Rice	24
10/15	W 49	(4)Penn State	11
10/22	W 28	(3)at California	15
10/29	W 38	(3)Air Force Academy	13
11/5	L 3	(3)at Washington	16
11/12	W 10	(8)Stanford	0
11/19	W 14	(8)USC (7)	7
281 Season totals			127
<i>W—9, L—1, T—0 (3-1, T-2nd in AAWU)</i>			
<i>Pre-Season Poll: 4th by AP;</i>			
<i>Final Poll: 5th by AP, UPI</i>			

1967: TOMMY PROTHRO

9/16	W 20	(8)Tennessee (9)	16
9/23	W 40	(6)at Pittsburgh	8
9/30	W 51	(4)at Washington State	23
10/7	W 17	(3)at Penn State	15
10/14	W 37	(4)California	14
10/21	W 21	(3)at Stanford	16
11/4	T 16	(2)Oregon State	16
11/11	W 48	(4)Washington	0
11/18	L 20	(1)at USC (4)	21
11/25	L 14	(4)Syracuse	32
284 Season totals			161
<i>W—7, L—2, T—1 (4-1-1, T-2nd in AAWU)</i>			
<i>Pre-Season</i>			

HISTORY

ALL-TIME RESULTS

1969: TOMMY PROTHRO

9/13	W 37	(17)Oregon State	0
9/20	W 42	(17)Pittsburgh	8
9/27	W 34	(14)at Wisconsin	23
10/4	W 36	(11)at Northwestern	0
10/11	W 46	(11)at Washington State	14
10/18	W 32	(8)California	0
10/25	T 20	(6)at Stanford (19)	20
11/1	W 57	(9)Washington	14
11/15	W 13	(7)at Oregon	10
11/22	L 12	(6)at USC (5)	14
329 Season totals			103

W—8, L—1, T—1 (5-1-1, T-2nd in Pacific-8)
Pre-Season Poll: 17th by AP;
Final Poll: 10th by UPI, 13th by AP

1970: TOMMY PROTHRO

9/12	W 14	(18)at Oregon State	9
9/19	W 24	(16)at Pittsburgh	15
9/26	W 12	(15)Northwestern	7
10/3	L 17	(13)at Texas (2)	20
10/10	L 40	(15)Oregon	41
10/17	W 24	(19)at California	21
10/24	L 7	(16)Stanford (8)	9
10/30	W 54	(19)Washington State	9
11/14	L 20	(17)at Washington	61
11/21	W 45	USC	20
12/5	L 17	at Tennessee (5)	28
274 Season totals			240

W—6, L—5, T—0 (4-3, T-2nd in Pacific-8)
Pre-Season Poll: 18th by AP

1971: PEPPER RODGERS

9/11	L 25	(15)Pittsburgh	29
9/18	L 10	Texas (3)	28
9/25	L 0	at Michigan (4)	38
10/2	L 17	Oregon State	34
10/9	W 34	at Washington State	21
10/16	W 28	at Arizona	12
10/23	L 24	California	31
10/30	L 12	Washington	23
11/6	L 9	at Stanford (12)	20
11/20	T 7	at USC (15)	7
166 Season totals			243

W—2, L—7, T—1 (1-4-1, 8th in Pacific-8)
Pre-Season Poll: 15th by AP

1972: PEPPER RODGERS

9/9	W 20	Nebraska (1)	17
9/16	W 38	(8)at Pittsburgh	28
9/23	L 9	(6)Michigan (12)	26
9/29	W 65	(15)Oregon	20
10/7	W 42	(14)Arizona	31
10/14	W 37	(14)at Oregon State	7
10/21	W 49	(11)at California	13
10/28	W 35	(9)Washington State	20
11/4	W 28	(8)Stanford	23
11/11	L 21	(8)at Washington	30
11/18	L 7	(14)USC (1)	24
351 Season totals			239

W—8, L—3, T—0 (5-2, 2nd in Pacific-8)
Final Poll: 15th by AP, T-17 by UPI

1973: PEPPER RODGERS

9/8	L 13	(10)at Nebraska (4)	40
9/22	W 55	(18)Iowa	18
9/29	W 34	(17)at Michigan State	21
10/6	W 66	(16)Utah	16
10/13	W 59	(15)at Stanford	13
10/20	W 24	(13)at Washington St.	13
10/27	W 61	(13)California	21
11/3	W 62	(10)Washington	13
11/10	W 27	(9)at Oregon	7
11/17	W 56	(8)Oregon State	14
11/24	L 13	(8)at USC (9)	23
470 Season totals			199

W—9, L—2, T—0 (6-1, 2nd in Pacific-8)
Pre-Season Poll: 10th by AP;
Final Poll: 9th by UPI, 12th by AP

1974: DICK VERMEIL

9/7	T 17	(12)at Tennessee (16)	17
9/21	L 10	(12)at Iowa	21
9/28	W 56	Michigan State	14
10/5	W 27	at Utah	14
10/12	T 13	Stanford	13
10/19	W 17	Washington State	13
10/26	W 28	at California (20)	3
11/2	L 9	(18)at Washington	31
11/9	W 21	Oregon	0
11/16	W 33	at Oregon State	14
11/23	L 9	USC (8)	34
240 Season totals			174

W—6, L—3, T—2 (4-2-1, T-3rd in Pacific-8)
Pre-Season Poll: 12th by AP

1975: DICK VERMEIL

9/13	W 37	(16)Iowa State	21
9/20	W 34	(12)Tennessee (10)	28
9/27	T 20	(10)at Air Force	20
10/4	L 20	(13)Ohio State (2)	41
10/11	W 31	at Stanford	21
10/18	W 37	(18)at Washington State	23
10/25	W 28	(19)California	14
11/1	L 13	(13)Washington	17
11/8	W 50	at Oregon	17
11/15	W 31	(19)Oregon State	9
11/28	W 25	(14)at USC	22
1/1	W 23	(11)Ohio State (1) (Rose Bowl)	10
349 Season totals			243

W—9, L—2, T—1; Pct. .792 (6-1, T-1st in Pacific-8)
Pre-Season Poll: 14th by AP;
Final Poll: 5th by AP, UPI

1976: TERRY DONAHUE

9/9	W 28	(17)at Arizona State (3)	10
9/18	W 37	(5)Arizona	9
9/25	W 40	(5)Air Force	7
10/2	T 10	(4)at Ohio State (8)	10
10/9	W 38	(5)Stanford	20
10/16	W 62	(4)Washington State	3
10/23	W 35	(4)at California	19
10/30	W 30	(3)at Washington	21
11/6	W 46	(3)Oregon	0
11/13	W 45	(2)at Oregon State	14
11/20	L 14	(2)USC (3)	24
12/20	L 6	(7)Alabama (16) (Liberty Bowl)	36
391 Season totals			173

W—9, L—2, T—1 (6-1, 2nd in Pacific-8)
Pre-Season Poll: 17th by AP;
Final Poll: 15th by AP, UPI

1977: TERRY DONAHUE

9/12	L 13	(11)at Houston (14)	17
9/17	W 17	(14)Kansas	7
9/24	L 13	(18)at Minnesota	27
10/1	W 34	Iowa	16
10/8	L 28	at Stanford	32
10/15	W 27	at Washington State	16
10/22	W 21	California (15)	19
10/29	W 20	Washington	12
11/5	W 21	at Oregon	3
11/12	W 48	Oregon State	18
11/25	L 27	(17)at USC	29
269 Season totals			196

W—7, L—4, T—0 (5-2, T-2nd in Pacific-8)
Pre-Season Poll: 11th by AP;
† indicates games later forfeited; †† no contest

Start of Pac-10 Conference

1978: TERRY DONAHUE

9/9	W 10	(12)at Washington (11)	7
9/16	W 13	(9)at Tennessee	0
9/23	L 24	(8)at Kansas	28
9/30	W 17	(18)Minnesota	3
10/7	W 27	(16)Stanford (17)	26
10/14	W 45	(14)Washington State	31
10/21	W 45	(10)at California	0
10/27	W 24	(10)Arizona	14
11/4	W 23	(9)Oregon	21
11/11	L 13	(9)at Oregon State	15
11/18	L 10	(14)USC (5)	17
12/25	T 10	(15)Arkansas (8) (Fiesta Bowl)	10
261 Season totals			172

W—8, L—3, T—1 (6-2, 2nd in Pacific-10)
Pre-Season Poll: 18th by AP;
Final Poll: 12th by UPI, 14th by AP

1979: TERRY DONAHUE

9/8	L 16	Houston (16)	24
9/15	W 31	Purdue (5)	21
9/22	W 37	(20)at Wisconsin	12
9/29	L 13	(17)Ohio State (14)	17
10/6	L 24	at Stanford	27
10/13	L 14	at Washington State	17
10/20	W 28	California	27
10/27	L 14	Washington (20)	34
11/10	W 31	Arizona State	28
11/17	W 35	at Oregon	0
11/24	L 14	at USC (4)	49
257 Season totals			256

W—5, L—6, T—0 (3-4, 7th in Pacific-10)

1980: TERRY DONAHUE

9/13	W 56	Colorado	14
9/20	W 23	at Purdue	14
9/27	W 35	(16)Wisconsin	0
10/4	W 17	(11)at Ohio State (2)	0
10/11	W 35	(5)Stanford (16)	21
10/25	W 32	(3)at California	9
11/1	L 17	(2)at Arizona	23
11/8	L 14	(8)Oregon	20
11/15	W 23	(17)at Arizona State	14
11/22	W 20	(18)USC (12)	17
11/30	W 34	(14)Oregon State (Tokyo)	3
306 Season totals			135

W—9, L—2, T—0 (5-2, 2nd in Pacific-10)
Final Poll: 13th by AP, 14th by UPI

1981: TERRY DONAHUE

9/12	W 35	(12)at Arizona	18
9/19	W 31	(9)at Wisconsin (20)	13
9/26	L 7	(6)at Iowa	20
10/3	W 27	(16)Colorado	7
10/10	L 23	(17)at Stanford	26
10/17	T 17	at Washington St.(18)	17
10/24	W 34	California	6
10/31	W 28	at Oregon	11
11/7	W 31	Washington (16)	0
11/14	W 34	(18)Arizona State (9)	24
11/21	L 21	(15)at USC (10)	22
12/31	L 14	(19)Michigan (16) (Bluebonnet Bowl)	33
302 Season totals			197

W—7, L—4, T—1 (5-2-1, T-4th in Pacific-10)
Pre-Season Poll: 13th by AP;

1982 1st Season at home in Rose Bowl

1982: TERRY DONAHUE

9/11	W 41	(18)Long Beach State	10
9/18	W 51	(14)at Wisconsin	26
9/25	W 31	(12)at Michigan (20)	27
10/2	W 34	(9)at Colorado	6
10/9	T 24	(8)Arizona	24
10/16	W 42	(12)Washington State	17
10/23	W 47	(11)at California	31
10/30	W 40	(11)Oregon	12
11/6	L 7	(9)at Washington (10)	10
11/13	W 38	(12)Stanford	35
11/20	W 20	(11)USC (15)	19
1/1	W 24	(5)Michigan (19) (Rose Bowl)	14
399 Season totals			231

W—10, L—1, T—1 (5-1-1, 1st in Pacific-10)
Pre-Season Poll: 20th by AP;
Final Poll: 5th by AP and UPI

1983: TERRY DONAHUE

9/3	L 8	(20)at Georgia (15)	19
9/17	T 26	Arizona State	26
9/24	L 10	at Nebraska (1)	42
10/1	L 35	Brigham Young	37
10/8	W 39	at Stanford	21
10/15	W 24	at Washington State	14
10/22	W 20	California	16
10/29	W 27	Washington (11)	24
11/5	W 24	at Oregon	13
11/12	L 24	at Arizona	27
11/19	W 27	at USC	17
1/2	W 45	Illinois (4) (Rose Bowl)	9
309 Season totals			265

W—7, L—4, T—1 (6-1-1, 1st in Pacific-10)
Pre-Season Poll: 20th by AP;
Final Poll: 13th by UPI, 17th by AP

1984: TERRY DONAHUE

9/8	W 18	(4)at San Diego State	15
9/15	W 23	(7)Long Beach State	17
9/22	L 3	(8)Nebraska (1)	42
9/29	W 33	(17)at Colorado	16
10/6	L 21	(17)Stanford	23
10/13	W 27	Washington State	24
10/20	W 17	at California	14
10/27	W 21	at Arizona State	13
11/3	L 18	Oregon	20
11/10	W 26	Oregon State	17
11/17	W 29	USC (7)	10
1/1	W 39	(14)Miami (13) (Fiesta Bowl)	37
275 Season totals			248

W—9, L—3, T—0 (5-2, T-3rd in Pacific-10)
Pre-Season Poll: 5th by AP;
Final Poll: 9th by AP, 10th by UPI

1985: TERRY DONAHUE

9/7	W 27	(20)at Brigham Young (8)	24
9/14	T 26	(10)at Tennessee	26
9/21	W 34	(12)San Diego State	16
9/28	L 14	(13)at Washington	21
10/5	W 40	Arizona State	17
10/12	W 34	at Stanford	9
10/19	W 31	(18)at Washington State	30
10/26	W 34	(17)California	7
11/9	W 24	(14)at Arizona	19
11/16	W 41	(13)Oregon State	0
11/23	L 13	(8)at USC	17
1/1	W 45	(13)Iowa(4) (Rose Bowl)	28
363 Season totals			214

W—9, L—2, T—1 (6-2, 1st in Pacific-10)
Pre-Season Poll: 20th by AP;
Final Poll: 6th by UPI, 7th by AP

1986: TERRY DONAHUE

9/6	L 3	(4)at Oklahoma (1)	38
9/20	W 45	(19)at San Diego State	14
9/27	W 41	(16)Long Beach State	23
10/4	L 9	(15)Arizona State (16)	16
10/11	W 32	Arizona (11)	25
10/18	W 36	(19)at California	10
10/25	W 54	(17)Washington State	16
11/1	W 49	(15)at Oregon State	0
11/8	L 23	(12)Stanford	28
11/15	T 17	(19)at Washington (10)	17
11/22	W 45	(18)USC (10)	25
12/30	W 31	(15)BYU (Freedom Bowl)	10
385 Season totals			222

W—8, L—3, T—1 (5-2-1, T-2nd in Pacific-10)
Pre-Season Poll: 4th by AP;
Final Poll: 14th by AP and UPI

1987: TERRY DONAHUE

9/5	W 47	(3)San Diego State	14
9/12	L 33	(3)at Nebraska (2)	42
9/19	W 17	(13)Fresno State	0
9/26	W 34	(13)Arizona	24
10/3	W 49	(11)at Stanford	0
10/17	W 41	(9)Oregon (16)	10
10/24	W 42	(8)California	18
10/31	W 31	(7)at Arizona State	23
11/7	W 52	(

HISTORY

ALL-TIME RESULTS

1989: TERRY DONAHUE

9/9	L 6	(6)Tennessee	24
9/16	W 28	(20)at San Diego State	25
9/23	L 23	(24)Michigan (5)	24
9/30	W 24	California	6
10/7	W 33	(25)Arizona State	14
10/14	L 7	(22)at Arizona	42
10/21	L 17	at Oregon State	18
10/28	L 27	Washington	28
11/4	L 14	at Stanford	17
11/11	L 20	Oregon	38
11/18	T 10	at USC (8)	10
209	Season totals		246

W—3, L—7, T—1 (2-5-1, 9th in Pacific-10)
Pre-Season Poll: 9th by AP

1990: TERRY DONAHUE

9/8	L 14	(19)Oklahoma (23)	34
9/15	W 32	Stanford	31
9/22	L 15	at Michigan (7)	38
9/29	W 30	at Washington State	20
10/6	L 21	Arizona (25)	28
10/13	W 45	San Diego State	31
10/20	L 31	at California	38
10/27	W 26	Oregon State	17
11/3	L 24	at Oregon (22)	28
11/10	W 25	at Washington (2)	22
11/17	L 42	USC (19)	45
305	Season totals		332

W—5, L—6, T—0 (4-4, T-6th in Pacific-10)
Pre-Season Poll: 19th by AP

1991: TERRY DONAHUE

9/7	W 27	(23)Brigham Young (25)	23
9/14	L 16	(21)at Tennessee (11)	30
9/26	W 37	at San Diego State	12
10/5	L 24	(24)California (18)	27
10/12	W 54	Arizona	14
10/19	W 44	at Oregon State	7
10/26	W 21	at Arizona State	16
11/2	W 44	(23)Washington State	3
11/9	L 10	(22)at Stanford	27
11/16	W 16	Oregon	7
11/23	W 24	(25)at USC	21
12/31	W 6	(22)Illinois (Hancock Bowl)	3
323	Season totals		190

W—9, L—3, T—0 (6-2, 2nd in Pacific-10)
Pre-Season Poll: 24th by AP;
Final Poll: 19th by AP; 18th by USA Today

1992: TERRY DONAHUE

9/12	W 37	(16)Cal State Fullerton	14
9/19	W 17	(15)at Brigham Young	10
9/26	W 35	(11)San Diego State (21)	7
10/3	L 3	(11)at Arizona	23
10/10	L 7	(19)Stanford (11)	19
10/17	L 17	at Washington St. (22)	30
10/24	L 0	Arizona State	20
10/31	L 12	at California	48
11/7	W 26	Oregon State	14
11/14	W 9	at Oregon	6
11/21	W 38	USC (15)	37
201	Season totals		228

W—6, L—5, T—0 (3-5, 8th in Pacific-10)
Pre-Season Poll: 18th by AP

1993: TERRY DONAHUE

9/4	L 25	California	27
9/18	L 13	Nebraska (8)	14
9/25	W 28	at Stanford (17)	25
9/30	W 52	at San Diego State	13
10/9	W 68	(25)Brigham Young (19)	14
10/16	W 39	(22)Washington (12)	25
10/23	W 20	(19)at Oregon State	17
10/30	W 37	(15)Arizona (7)	17
11/6	W 40	(12)at Washington State	27
11/13	L 3	(10)Arizona State	9
11/20	W 27	(16)at USC (22)	21
1/1	L 16	(14)Wisconsin (9) (Rose Bowl)	21
368	Season totals		230

W—8, L—4, T—0 (6-2, T-1st in Pacific-10)
Final Poll: 17th by USA Today, 18th by AP

1994: TERRY DONAHUE

9/3	W 25	(14)Tennessee (13)	23
9/10	W 17	(13)SMU	10
9/17	L 21	(13)at Nebraska (2)	49
9/24	L 0	(18)Washington St. (22)	21
10/1	L 10	at Washington (12)	37
10/8	L 7	at California	26
10/15	L 14	Oregon State	23
10/22	L 24	at Arizona (14)	34
10/29	W 31	Stanford	30
11/12	W 59	at Arizona State	23
11/19	W 31	USC (13)	19
239	Season totals		295

W—5, L—6, T—0 (3-5, T-5th in Pacific-10)
Pre-Season Poll: 14th by AP

1995: TERRY DONAHUE

9/2	W 31	(15)Miami (12)	8
9/9	W 23	(12)at Brigham Young	9
9/16	L 31	(12)Oregon (20)	38
9/23	L 15	(16)at Washington State	24
9/30	W 45	Fresno State	21
10/14	W 17	Arizona	10
10/21	W 42	at Stanford (23)	28
10/28	W 33	(24)California	16
11/4	L 33	(22)at Arizona State	37
11/11	L 14	Washington (23)	38
11/18	W 24	at USC (11)	20
12/25	L 30	Kansas (11) (Aloha Bowl)	51
338	Season totals		300

W—7, L—5, T—0 (4-4, T-5th in Pacific-10)
Pre-Season Poll: 16th by AP

1996: BOB TOLEDO

9/7	L 20	at Tennessee (2)	35
9/14	W 44	Northeast Louisiana	0
9/28	L 9	at Michigan (6)	38
10/5	W 41	at Oregon	22
10/12	L 34	Arizona State (4)	42
10/19	L 21	at Washington (25)	41
10/26	W 38	at California	29
11/2	L 20	Stanford	21
11/9	W 38	Washington State	14
11/16	L 17	at Arizona	35
11/23	W 48	USC (2ot)	41
330	Season totals		318

W—5, L—6, T—0 (4-4, 4th in Pacific-10)

1997: BOB TOLEDO

8/30	L 34	at Washington St.	37
9/6	L 24	Tennessee (3)	30
9/13	W 66	at Texas (11)	3
9/27	W 40	(24)Arizona	27
10/4	W 66	(22)Houston	10
10/11	W 39	(18)at Oregon	31
10/18	W 34	(17)Oregon State	10
10/25	W 35	(13)California	17
11/1	W 27	(12)at Stanford	7
11/15	W 52	(9)Washington (13)	28
11/22	W 31	(7)at USC	24
1/1	W 29	(5)Texas A&M(19) (Cotton Bowl)	23
477	Season totals		247

W—10, L—2, T—0 (7-1, T-1st in Pacific-10)
Final Poll: 5th by AP and USA Today

1998: BOB TOLEDO

9/12	W 49	(6)Texas (23)	31
9/19	W 42	(4)at Houston	24
10/3	W 49	(4)Washington State	17
10/10	W 52	(3)at Arizona (10)	28
10/17	W 41	(2)Oregon (11) (ot)	38
10/24	W 28	(2)at California	16
10/31	W 28	(2)Stanford	24
11/7	W 41	(3)at Oregon State	34
11/14	W 36	(3)at Washington	24
11/21	W 34	(3)USC	17
12/5	L 45	(3)at Miami	49
1/1	L 31	(6)Wisconsin (9) (Rose Bowl)	38
476	Season totals		340

W—10, L—2, T—0 (8-0, 1st in Pacific-10)
Pre-Season Poll: 7th by AP;
Final Poll: 8th by AP and USA Today

1999: BOB TOLEDO

9/4	W 38	(17)Boise State	7
9/11	L 20	(13)at Ohio State (14)	42
9/18	W 35	(21)Fresno State	21
9/25	L 32	(18)at Stanford	42
10/2	L 27	at Arizona State	28
10/9	W 34	Oregon	29
10/16	L 0	California	17
10/23	L 7	at Oregon State	55
10/30	L 7	Arizona	33
11/13	W 23	Washington(23)(ot)	20
11/20	L 7	at USC	17
230	Season totals		311

W—4, L—7, T—0 (2-6, 9th in Pacific-10)
Pre-Season Poll: 16th by AP

2000: BOB TOLEDO

9/2	W 35	Alabama (3)	24
9/9	W 24	(16)Fresno State	21
9/16	W 23	(14)Michigan (3)	20
9/23	L 10	(6)at Oregon	29
9/30	W 38	(15)Arizona State	31
10/14	L 38	(13)at California (3ot)	46
10/21	L 38	(23)Oregon State (19)	44
10/28	W 27	at Arizona (24)	24
11/4	W 37	Stanford	35
11/11	L 28	at Washington (7)	35
11/18	L 35	USC	38
12/29	L 20	Wisconsin (Sun Bowl)	21
353	Season totals		368

W—6, L—6, T—0 (3-5, T-5th in Pacific-10)

2001: BOB TOLEDO

9/1	W 20	(15)at Alabama (25)	17
9/8	W 41	(14)at Kansas	17
9/22	W 13	(14)Ohio State (21)	6
9/29	W 38	(12)at Oregon State (19)	7
10/13	W 35	(7)Washington (10)	13
10/20	W 56	(4)California	17
10/27	L 28	(4)at Stanford (20)	38
11/3	L 14	(9)at Washington St.(16)	20
11/10	L 20	(17)Oregon (7)	21
11/17	L 0	(20)at USC	27
12/1	W 52	Arizona State	42
317	Season totals		225

W—7, L—4, T—0 (4-4, 6th in Pacific-10)
Pre-Season Poll: 17th by AP

2002: BOB TOLEDO

9/7	W 30	Colorado State (19)	19
9/14	W 38	at Oklahoma State	24
9/21	L 17	(20)Colorado	31
9/28	W 43	at San Diego State	7
10/5	W 43	at Oregon State	35
10/12	L 30	Oregon (7)	31
10/19	L 12	at California	17
10/26	W 28	Stanford	18
11/2	W 34	at Washington	24
11/9	W 37	at Arizona	7
11/23	L 21	(25)USC (7)	52
12/7	L 27	Washington State (7)	48

ED KEZIRIAN, INTERIM COACH
12/25 W 27 New Mexico (Las Vegas Bowl) 13
387 Season totals 326
W—8, L—5, T—0 (4-4, T-4th in Pacific-10)

2003: KARL DORRELL

9/6	L 14	at Colorado (24)	16
9/13	W 6	Illinois	3
9/20	L 24	at Oklahoma (1)	59
9/27	W 20	San Diego State	10
10/4	W 46	Washington (18)	16
10/11	W 24	at Arizona	21
10/18	W 23	California (ot)	20
10/25	W 20	Arizona State	13
11/1	L 14	at Stanford	21
11/8	L 13	at Washington St.(12)	31
11/15	L 13	Oregon	31
11/22	L 22	at USC (2)	47
12/30	L 9	Fresno St. (Silicon Valley FB Classic)	17
248	Season totals		305

W—6, L—7, T—0 (4-4, T-5th in Pacific-10)

2004: KARL DORRELL

9/4	L 20	Oklahoma State	31
9/11	W 35	at Illinois	17
9/18	W 37	at Washington	31
10/2	W 33	San Diego State	10
10/9	W 37	Arizona	17
10/16	L 28	at California (8)	45
10/23	L 42	at Arizona State (21)	48
10/30	W 21	Stanford	0
11/6	L 29	Washington State	31
11/13	W 34	at Oregon	26
12/4	L 24	USC (1)	29
12/23	L 21	Wyoming (Las Vegas Bowl)	24
361	Season totals		309

W—6, L—6, T—0 (4-4, T-5th in Pacific-10)

2005: KARL DORRELL

9/3	W 44	at San Diego State	21
9/10	W 63	Rice	21
9/17	W 41	Oklahoma (21)	24
10/1	W 21	(20)Washington	17
10/8	W 47	(20)California (10)	40
10/15	W 44	(12)at Wash. State(ot)	41
10/22	W 51	(8)Oregon State	28
10/29	W 30	(8)at Stanford (ot)	27
11/5	L 14	(7)at Arizona	52
11/12	W 45	(14)Arizona State	35
12/3	L 19	(11)at USC (1)	66
12/30	W 50	(17)Northwestern (Sun Bowl)	38
469	Season totals		410

W—10, L—2, T—0 (6-2, 3rd in Pacific-10)
Final Poll: 13th by USA Today, 16th by AP

2006: KARL DORRELL

9/2	W 31	Utah	10
9/9	W 26	Rice	16
9/23	L 19	at Washington	29
9/30	W 31	Stanford	0
10/7	W 27	Arizona	7
10/14	L 20	at Oregon (18)	30
10/21	L 17	at Notre Dame (10)	20
10/28	L 15	Washington St.	37
11/4	L 24	at California (10)	38
11/11	W 25	Oregon State	7
11/18	W 24	at Arizona State	12
12/2	W 13	USC (2)	9
12/27	L 27	Florida State (Emerald Bowl)	44
299	Season totals		259

W—7, L—6, T—0 (5-4, 4th in Pacific-10)

2007: KARL DORRELL

9/1	W 45	(14)at Stanford	17
9/8	W 27	(13)Brigham Young	17
9/15	L 6	(11)at Utah	44
9/22	W 44	Washington	31
9/29	W 40	at Oregon State	14
10/6	L 6	Notre Dame	20
10/20	W 30	California (10)	21
10/27	L 7	at Washington State	27
11/3	L 27	at Arizona	34
11/10	L 20	Arizona State (9)	24
11/24			

HISTORY

ALL-TIME RESULTS

2009: RICK NEUHEISEL

9/5	W 33	San Diego State	14
9/12	W 19	at Tennessee	15
9/19	W 23	Kansas State	9
10/3	L 16	at Stanford	24
10/10	L 10	Oregon (13)	24
10/17	L 26	California	45
10/24	L 13	at Arizona	27
10/31	L 19	at Oregon State	26
11/7	W 24	Washington	23
11/14	W 43	at Washington State	7
11/21	W 23	Arizona State	13
11/28	L 7	at USC (24)	28
12/29	W 30	Temple (Eagle Bank Bowl)	21
286	Season totals		276

W—7, L—6, T—0 (3-6, 8th in Pacific-10)

2010: RICK NEUHEISEL

9/4	L 22	at Kansas State	31
9/11	L 0	Stanford (25)	35
9/18	W 31	Houston (23)	13
9/25	W 34	at Texas (7)	12
10/2	W 42	Washington State	28
10/9	L 7	at California	35
10/21	L 13	at Oregon (1)	60
10/30	L 21	Arizona (15)	29
11/6	W 17	Oregon State	14
11/18	L 7	at Washington	24
11/26	L 34	at Arizona State	55
12/4	L 14	USC	28
242	Season totals		364

W—4, L—8, T—0 (2-7, 9th in Pacific-10)

Start of Pac-12 Conference

2011: RICK NEUHEISEL

9/3	L 34	at Houston	38
9/10	W 27	San Jose State	17
9/17	L 20	Texas (24)	49
9/24	W 27	at Oregon State	19
10/1	L 19	at Stanford (6)	45
10/8	W 28	Washington State	25
10/20	L 12	at Arizona	48
10/29	W 31	California	14
11/5	W 29	Arizona State (20)	28
11/12	L 6	at Utah	31
11/19	W 45	Colorado	6
11/26	L 0	at USC (10)	50
12/2	L 31	at Oregon (8)*	49

MIKE JOHNSON INTERIM COACH

12/31	L 14	Illinois (Fight Hunger Bowl)	20
323	Season totals		439

W—6, L—8, T—0; (5-4, Pac-12 South Champ)
*Pac-12 Championship Game

2012: JIM MORA

8/30	W 49	at Rice	24
9/8	W 36	Nebraska (17)	30
9/15	W 37	(22)Houston	6
9/22	L 20	(19)Oregon State	27
9/29	W 42	at Colorado	14
10/6	L 17	(25)at California	43
10/13	W 21	Utah	14
10/27	W 45	at Arizona State	43
11/3	W 66	(25)Arizona (24)	10
11/10	W 44	(17)at Washington State	36
11/17	W 38	(17)USC (21)	28
11/24	L 17	(15)Stanford (11)	35
11/30	L 24	(17)at Stanford(8)*	27
12/27	L 26	(17)Baylor (Holiday Bowl)	49
482	Season totals		386

W—9, L—5, T—0; (6-3, Pac-12 South Champ)
*Pac-12 Championship Game

2013: JIM MORA

8/31	W 58	(21)Nevada	20
9/14	W 41	(16)at Nebraska (23)	21
9/21	W 59	(13)New Mexico State	13
10/3	W 34	(12)at Utah	27
10/12	W 37	(11)California	10
10/19	L 10	(9)at Stanford (13)	24
10/26	L 14	(12)at Oregon (2)	42
11/2	W 45	(17)Colorado	23
11/9	W 31	(16)at Arizona	26
11/15	W 41	(13)Washington	31
11/23	L 33	(14)Arizona State (17)	38
11/30	W 35	(22)at USC (23)	14
12/31	W 42	(17)Virginia Tech (Sun Bowl)	12
480	Season totals		301

W—10, L—3, T—0; (6-3, T2nd in Pac-12 South)
Pre-Season Poll: 21st-AP; Final Poll: 16th-AP and USA Today

2014: JIM MORA

8/30	W 28	(7)at Virginia	20
9/6	W 42	(11)Memphis	35
9/13	W 20	(12)Texas (at Arlington, TX)	17
9/25	W 62	(11)at Arizona State (15)	27
10/4	L 28	(8)Utah	30
10/11	L 30	(18)Oregon (12)	42
10/18	W 36	at California	34
10/25	W 40	(25)at Colorado	37 2of
11/1	W 17	(25)Arizona (14)	7
11/8	W 44	(18)at Washington	30
11/22	W 38	(11)USC (24)	20
11/28	L 10	(9)Stanford	31
1/2	W 40	(14)Kansas St. (11) (Alamo Bowl)	35
435	Season totals		365

W—10, L—3, T—0; (6-3, T2nd in Pac-12 South)

Pre-Season Poll: 7 by AP; Final Poll: 10th by AP and USA Today

2015: JIM MORA

9/5	W 34	(13)Virginia	16
9/12	W 37	(13)at UNLV	3
9/19	W 24	(10)Brigham Young (19)	23
9/26	W 56	(9)at Arizona(16)	30
10/3	L 23	(7)Arizona State	38
10/15	L 35	(18)at Stanford (15)	56
10/22	W 40	California (20)	24
10/31	W 35	(22)Colorado	31
11/7	W 41	(22)at Oregon State	0
11/14	L 27	(18)Washington State	31
11/21	W 17	at Utah (18)	9
11/28	L 21	(22)at USC	40
12/26	L 29	Nebraska (Foster Farms Bowl)	37
419	Season totals		338

W—8, L—5, T—0; (5-4, 3rd in Pac-12 South)

Pre-Season Poll: 13 by AP

2016: JIM MORA

9/3	L 24	(16)at Texas A&M (ot)	31
9/10	W 42	UNLV	21
9/17	W 17	at Brigham Young	14
9/24	L 13	Stanford (7)	22
10/1	W 45	Arizona	24
10/8	L 20	at Arizona State	23
10/15	L 21	at Washington State	27
10/22	L 45	Utah (19)	52
11/3	L 10	at Colorado (21)	20
11/12	W 38	Oregon State	24
11/19	L 14	USC (15)	36
11/26	L 10	at Cal	36
299	Season Totals		330

W—4, L—8, T—0; (2-7, T4th in Pac-12 South)

Pre-Season Poll: 16 by AP

2017: JIM MORA

9/3	W 45	Texas A&M	44
9/9	W 56	Hawai'i	23
9/16	L 45	(25)at Memphis	48
9/23	L 34	at Stanford	58
9/30	W 27	Colorado	23
10/14	L 30	at Arizona	47
10/21	W 31	Oregon	14
10/28	L 23	at Washington (12)	44
11/3	L 17	at Utah	48
11/11	W 44	Arizona State	37
11/18	L 23	at USC (12)	28

JEDD FISCH, INTERIM COACH

11/23	W 30	Cal	27
12/26	L 17	Kansas State (Cactus Bowl)	35
422	Season Totals		476

W—6, L—7, T—0; (4-5, 4th in Pac-12 South)

NOTE: Number following UCLA score and opponent name is AP ranking unless otherwise noted

RECORD VS. OPPONENTS

AIR FORCE (6-4-1)

UCLA Record: In Los Angeles, 4-3; At Coliseum, 4-3; At Colorado Springs 2-1-1.

Year	W/L	Score	Site	Rank
1976	W	40-7	H	5/-
1975	T	20-20	A	10/-
1966	W	38-13	H	3/-
1965	W	10-0	A	-/-
1964	L	15-24	H	-/-
1963	L	21-48	A	-/-
1962	L	11-17	H	-/-
1961	W	19-6	A	-/-
1960	W	22-0	H	11/-
1959	L	7-20	H	-/-
1957	W	47-0	H	-/-

ALABAMA (2-1)

UCLA Record: In Los Angeles, 1-0; At Rose Bowl, 1-0; At Tuscaloosa 1-0.

Year	W/L	Score	Site	Rank
2001	W	20-17	A	15/25
2000	W	35-24	H	-/3
1976	L	6-36	1	7/16

1 - Liberty Bowl in Memphis, TN

ARIZONA (24-16-2)

UCLA Record: In Los Angeles, 14-4-2; At Rose Bowl, 11-4-1; At Coliseum, 3-0-1; At Tucson, 10-12.

Year	W/L	Score	Site	Rank
2017	L	30-47	A	-/-
2016	W	45-24	W	-/-
2015	W	56-30	A	9/16
2014	W	17-7	H	25/14
2013	W	31-26	A	16/-
2012	W	66-10	H	25/24
2011	L	12-48	A	-/-
2010	L	21-29	H	-/15
2009	L	13-27	A	-/-
2008	L	10-31	H	-/-
2007	L	27-34	A	-/-
2006	W	27-7	H	-/-
2005	L	14-52	A	7/-
2004	W	37-17	H	-/-
2003	W	24-21	A	-/-
2002	W	37-7	A	-/-
2000	W	27-24	A	-/24
1999	L	7-33	H	-/-
1998	W	52-28	A	3/10
1997	W	40-27	H	24/-
1996	L	17-35	A	-/-
1995	W	17-10	H	-/-
1994	L	24-34	A	-/14
1993	W	37-17	H	15/7
1992	L	3-20	A	11/-
1991	W	54-14	H	-/-
1990	L	21-28	H	-/25
1989	L	7-42	A	22/-
1988	W	24-3	A	1/-
1987	W	34-24	H	13/-
1986	W	32-25	H	-/11
1985	W	24-19	A	14/-
1983	L	24-27	A	-/-
1982	T	24-24	H	8/-
1981	W	35-18	A	12/-
1980	L	17-23	A	2/-
1978	W	24-14	H	10/-
1976	W	37-9	H	5/-
1972	W	42-31	H	14/-
1971	W	28-12	A	-/-
1928	T	7-7	H	-/-
1927	L	13-16	A	-/-

ARIZONA STATE (20-13-1)

UCLA Record: In Los Angeles, 11-7-1; At Rose Bowl, 9-7-1; At Coliseum, 2-0; At Tempe, 9-6.

Year	W/L	Score	Site	Rank
2017	W	44-37	H	-/-
2016	L	20-23	A	-/-
2015	L	23-38	H	7/-
2014	W	62-27	A	11/15
2013	L	33-38	H	14/17
2012	W	45-43	A	-/-
2011	W	29-28	H	-/20
2010	L	34-55	A	-/-
2009	W	23-13	H	-/-
2008	L	9-34	A	-/-
2007	L	20-24	H	-/9

HISTORY

2006	W	24-12	A	-/-
2005	W	45-35	H	14/-
2004	L	42-48	A	-/21
2003	W	20-13	H	-/-
2001	W	52-42	H	-/-
2000	W	38-31	H	15/-
1999	L	27-28	A	-/-
1996	L	34-42	H	-/4
1995	L	33-37	A	22/-
1994	W	59-23	A	-/-
1993	L	3-9	H	10/-
1992	L	0-20	H	-/-
1991	W	21-16	A	-/-
1989	W	33-14	H	25/-
1987	W	31-23	A	7/-
1986	L	9-16	H	15/16
1985	W	40-17	H	-/-
1984	W	21-13	A	-/-
1983	T	26-26	H	-/-
1981	W	34-24	H	18/9
1980	W	23-14	A	17/-
1979	W	31-28	H	-/-
1976	W	28-10	A	17/3

ARKANSAS (1-0-1)

UCLA Record: In Los Angeles, 0-0; At Fayetteville 0-0.

Year	W/L	Score	Site	Rank
1988	W	17-3	1	9/8
1978	T	10-10	2	15/8

1 - 1989 Cotton Bowl in Dallas; 2 - 1978 Fiesta Bowl in Tempe, Ariz.

BAYLOR (0-1)

UCLA Record: In Los Angeles, 0-0; At Waco 0-0.

Year	W/L	Score	Site	Rank
2012	L	26-49	1	17/-

1 - Bridgepointe Holiday Bowl in San Diego, Calif.

BOISE STATE (1-0)

UCLA Record: In Los Angeles, 1-0; At Rose Bowl, 1-0; At Boise 0-0.

Year	W/L	Score	Site	Rank
1999	W	38-7	H	17/-

BYU (9-3)

UCLA Record: In Los Angeles, 4-1; At Rose Bowl, 4-1; At Provo, 4-1.

Year	W/L	Score	Site	Rank
2016	W	17-14	A	-/-
2015	W	24-23	H	10/19
2008	L	0-59	A	-/18
2007	L	16-17	1	-/19
2007	W	27-17	H	13/-
1995	W	23-9	A	12/-
1993	W	68-14	H	25/19
1992	W	17-10	A	15/-
1991	W	27-23	H	23/25
1986	W	31-10	2	15/-
1985	W	27-24	A	20/-
1983	L	35-37	H	-/-

1 - Las Vegas Bowl; 2 - Freedom Bowl in Anaheim, Calif.

CALIFORNIA (54-33-1)

UCLA Record: In Los Angeles, 31-12-1; At Rose Bowl, 14-4; At Coliseum, 17-8-1; At Berkeley, 23-21.

Year	W/L	Score	Site	Rank
2017	W	30-27	H	-/-
2016	L	10-36	A	-/-
2015	W	40-24	H	-/-
2014	W	36-34	A	-/-
2013	W	37-10	H	11/-
2012	L	17-43	A	25/-
2011	W	31-14	H	-/-
2010	L	7-35	A	-/-
2009	L	26-45	H	-/-
2008	L	20-41	A	-/-
2007	W	30-21	H	-/10
2006	L	24-38	A	-/10
2005	W	47-40	H	20/10
2004	L	28-45	A	-/9
2003	W	23-20(ot)	H	-/-
2002	L	12-17	A	-/-
2001	W	56-17	H	4/-
2000	L	38-46(3ot)	A	13/-
1999	L	0-17	H	-/-
1998	W	28-16	A	2/-
1997	W	35-17	H	13/-
1996	W	38-29	A	-/-
1995	W	33-16	H	24/-
1994	L	7-26	A	-/-
1993	L	25-27	H	-/-
1992	L	12-48	A	-/-

1991	L	24-27	H	24/18
1990	L	31-38	A	-/-
1989	W	24-6	H	-/-
1988	W	38-21	A	2/-
1987	W	42-18	H	8/-
1986	W	36-10	A	19/-
1985	W	34-7	H	17/-
1984	W	17-14	A	-/-
1983	W	20-16	H	-/-
1982	W	47-31	A	11/-
1981	W	34-6	H	-/-
1980	W	32-9	A	3/-
1979	W	28-27	H	-/-
1978	W	45-0	A	10/-
1977	W	21-19	H	-/15
1976	W	35-19	A	4/-
1975	W	28-14	H	19/-
1974	W	28-3	A	-/20
1973	W	61-21	H	13/-
1972	W	49-13	A	11/-
1971	L	24-31	H	-/-
1970	W	24-21	A	19/-
1969	W	32-0	H	8/-
1968	L	15-39	A	-/-
1967	W	37-14	H	4/-
1966	W	28-15	A	3/-
1965	W	56-3	H	-/-
1964	W	25-21	A	-/-
1963	L	0-25	H	-/-
1962	W	26-16	A	-/-
1961	W	35-15	H	-/-
1960	W	28-0	A	15/-
1959	W	19-12	H	-/-
1958	L	17-20	A	-/-
1957	W	16-14	H	-/-
1956	W	34-20	A	-/-
1955	W	47-0	H	6/-
1954	W	27-6	A	3/-
1953	W	20-7	H	10/-
1952	W	28-7	A	7/11
1951	W	21-7	H	-/9
1950	L	0-35	A	19/6
1949	L	21-35	H	20/-
1948	L	13-28	A	-/5
1947	L	0-6	H	19/14
1946	W	13-6	A	4/-
1945	L	0-6	A	12/-
1945	W	13-0	H	-/-
1944	W	7-0	H	-/-
1944	L	0-6	A	-/-
1943	L	6-13	A	-/-
1943	L	0-13	H	-/-
1942	W	21-0	A	-/-
1941	L	7-27	H	-/-
1940	L	7-9	A	-/-
1939	W	20-7	H	19/-
1938	L	7-20	A	-/-
1937	L	14-27	H	-/-
1936	W	17-6	A	-/-
1935	L	2-14	H	-/-
1934	L	0-3	A	-/-
1933	T	0-0	H	-/-

CAL STATE FULLERTON (1-0)

UCLA Record: In Los Angeles, 1-0; At Rose Bowl, 1-0; At Fullerton 0-0.

Year	W/L	Score	Site	Rank
1992	W	37-14	H	16/-

COLORADO (10-3)

UCLA Record: In Los Angeles, 6-1; At Rose Bowl, 4-1; At Coliseum, 2-0; At Boulder, 4-2.

Year	W/L	Score	Site	Rank
2017	W	27-23	H	-/-
2016	L	10-20	A	-/21
2015	W	35-31	H	24/-
2014	W	40-37 2ot	A	25/-
2013	W	45-23	H	17/-
2012	W	42-14	A	-/-
2011	W	45-6	H	-/-
2003	L	14-16	A	-/24
2002	L	17-31	H	20/-
1984	W	33-16	A	17/-
1982	W	34-6	A	9/-
1981	W	27-7	H	16/-
1980	W	56-14	H	-/-

COLORADO STATE (2-0)

UCLA Record: In Los Angeles, 2-0; At Rose Bowl, 1-0; At Coliseum, 1-0; At Fort Collins 0-0.

Year	W/L	Score	Site	Rank
2002	W	30-19	H	-/19
1962	W	35-7	H	-/-

DRAKE (0-1)

UCLA Record: In Los Angeles, 0-1; At Des Moines 0-0.

Year	W/L	Score	Site	Rank
1925	L	6-25	H	-/-

DUKE (1-0)

UCLA Record: In Los Angeles, 1-0; At Coliseum, 1-0; At Durham 0-0.

Year	W/L	Score	Site	Rank
1960	W	27-6	H	-/10

FLORIDA (3-2)

UCLA Record: In Los Angeles, 1-1; At Gainesville 1-1.

Year	W/L	Score	Site	Rank
1987	W	20-16	1	10/-
1958	L	14-21	H	-/-
1941	W	30-27	A	-/-
1932	L	2-12	A	-/-
1931	W	13-0	H	-/-

1 - Aloha Bowl in Honolulu, Hawaii

FLORIDA STATE (0-1)

UCLA Record: In Los Angeles, 0-0; At Rose Bowl, 0-0; At Tallahassee 0-0.

Year	W/L	Score	Site	Rank
2006	L	27-44	1	-/-

1 - Emerald Bowl in San Francisco, Calif.

FRESNO STATE (6-2)

UCLA Record: In Los Angeles, 6-1; At Rose Bowl, 4-1; At Fresno 0-0.

Year	W/L	Score	Site	Rank
2008	L	31-36	H	-/25
2003	L	9-17	1	-/-
2000	W	24-21	H	24/-
1999	W	35-21	H	21/-
1995	W	45-21	H	-/-
1987	W	17-0	H	13/-
1929	W	56-6	H	-/-
1927	W	7-0	H	-/-

1 - Silicon Valley Football Classic in San Jose, Calif.

GEORGIA (0-2)

UCLA Record: In Los Angeles, 0-1; At Rose Bowl, 0-1; At Athens 0-1.

Year	W/L	Score	Site	Rank
1983	L	8-19	A	20/15
1942	L	0-9	1	13/-

1 - 1943 Rose Bowl

HAWAII' I (3-0)

UCLA Record: In Los Angeles, 2-0; At Honolulu 1-0.

Year	W/L	Score	Site	Rank
2017	W	56-23	H	-/-
1938	W	32-7	A	-/-
1935	W	19-6	H	-/-

HOUSTON (4-3)

UCLA Record: In Los Angeles, 3-1; At Rose Bowl, 2-0; At Coliseum, 0-1; At Houston 1-2.

Year	W/L	Score	Site	Rank
2012	W	37-6	H	22/-
2011	L	34-38	A	-/-
2010	W	31-13	H	-/23
1998	W	42-24	A	4/-
1997	W	66-10	H	22/-
1979	L	16-24	H	-/16
1977	L	13-17	A	11/14

IDAHO (6-1)

UCLA Record: In Los Angeles, 6-0; Away 0-1.

Year	W/L	Score	Site	Rank
1948	W	28-12	H	-/-
1942	W	40-13	H	13/-
1938	W	33-0	H	-/-
1935	W	13-6	H	-/-
1932	W	6-0	H	-/-
1930	W	20-6	H	-/-
1928	L	6-20	A	-/-

HISTORY

ILLINOIS (6-6)

UCLA Record: In Los Angeles, 3-3; At Rose Bowl, 2-1; At Coliseum, 1-2; At Champaign 2-2.

Year	W/L	Score	Site	Rank
2011	L	14-20	1	-/-
2004	W	35-17	A	-/-
2003	W	6-3	H	-/-
1991	W	6-3	2	22/-
1983	W	45-9	3	-/4
1964	L	7-26	A	-/-
1963	L	12-18	H	-/4
1958	W	18-14	A	-/-
1957	W	16-6	H	-/-
1951	L	13-27	A	-/10
1950	L	6-14	H	-/-
1946	L	14-45	4	4/-

1 - Kraft Fight Hunger Bowl in San Francisco; 2 - Hancock Bowl in El Paso, Texas; 3 - Rose Bowl; 4 - 1947 Rose Bowl

IOWA (7-2)

UCLA Record: In Los Angeles, 6-0; At Rose Bowl, 1-0; At Coliseum, 5-0; At Iowa City 1-2.

Year	W/L	Score	Site	Rank
1985	W	45-28	1	13/4
1981	L	7-20	A	6/-
1977	W	34-16	H	-/-
1974	L	10-21	A	12/-
1973	W	55-18	H	18/-
1955	W	33-13	H	7/-
1949	W	41-25	A	-/-
1947	W	22-7	H	-/-
1938	W	27-3	H	-/-

1 - 1986 Rose Bowl

IOWA STATE (1-1)

UCLA Record: In Los Angeles, 2-0; At Coliseum 1-0; At Ames, 0-0.

Year	W/L	Score	Site	Rank
1975	W	37-21	H	16/-
1926	L	0-20	H	-/-

KANSAS (5-2)

UCLA Record: In Los Angeles, 3-0; At Coliseum, 3-0; At Lawrence, 2-1.

Year	W/L	Score	Site	Rank
2001	W	41-17	A	14/-
1995	L	30-51	1	-/11
1978	L	24-28	A	8/-
1977	W	17-7	H	14/-
1956	W	13-0	H	-/-
1954	W	32-7	A	8/-
1953	W	19-7	H	4/-

1 - Aloha Bowl in Honolulu, Hawaii

KANSAS STATE (2-2)

UCLA Record: In Los Angeles, 1-0; At Rose Bowl, 1-0; At Manhattan, 0-1.

Year	W/L	Score	Site	Rank
2017	L	17-35	2	-/-
2014	W	40-35	1	14/11
2010	L	22-31	A	-/-
2009	W	23-9	H	-/-

1 - 2015 Valero Alamo Bowl in San Antonio, Texas

2 - 2017 Cactus Bowl in Phoenix, Ariz.

LONG BEACH STATE (4-0)

UCLA Record: In Los Angeles, 4-0; At Rose Bowl, 4-0; At Long Beach, 0-0.

Year	W/L	Score	Site	Rank
1988	W	56-3	H	2/-
1986	W	41-23	H	16/-
1984	W	23-17	H	7/-
1982	W	41-10	H	18/-

LOUISIANA-MONROE (1-0)

UCLA Record: In Los Angeles, 1-0; At Rose Bowl, 1-0; At Monroe 0-0.

Year	W/L	Score	Site	Rank
1996	W	44-0	H	-/-

MARYLAND (1-1)

UCLA Record: In Los Angeles, 1-0; At Coliseum, 1-0; At College Park 0-1.

Year	W/L	Score	Site	Rank
1955	L	0-7	A	1/5
1954	W	12-7	H	4/6

MEMPHIS (1-1)

UCLA Record: In Los Angeles, 1-0; At Rose Bowl, 1-0; At Memphis 0-1.

Year	W/L	Score	Site	Rank
2017	L	45-48	A	25/-
2014	W	42-35	H	11/-

MIAMI (2-1)

UCLA Record: In Los Angeles, 1-0; At Rose Bowl, 1-0; At Coliseum, 0-0; At Miami 0-1.

Year	W/L	Score	Site	Rank
1998	L	45-49	A	3/-
1995	W	31-8	H	15/12
1984	W	39-37	1	14/13

1 - 1985 Fiesta Bowl-Tempe, Ariz.

MICHIGAN (3-8)

UCLA Record: In Los Angeles, 2-2; At Rose Bowl, 2-1; At Coliseum, 0-1; At Ann Arbor 1-5.

Year	W/L	Score	Site	Rank
2000	W	23-20	H	14/3
1996	L	9-38	A	-/6
1990	L	15-38	A	-/7
1989	L	23-24	H	24/5
1983	W	24-14	1	5/19
1982	W	31-27	A	12/20
1981	L	14-33	2	19/16
1972	L	9-26	H	6/12
1971	L	0-38	A	-/4
1961	L	6-29	A	9/-
1956	L	13-42	A	-/13

1 - 1983 Rose Bowl; 2 - 1981 Bluebonnet Bowl in Houston, Texas

MICHIGAN STATE (3-3)

UCLA Record: In Los Angeles, 2-2; At Rose Bowl, 1-2; At Coliseum, 1-0; At East Lansing 1-1.

Year	W/L	Score	Site	Rank
1974	W	56-14	H	-/-
1973	W	34-21	A	17/-
1965	W	14-12	1	5/1
1965	L	3-13	A	-/-
1955	L	14-17	2	4/-
1953	L	20-28	3	5/8

1 - 1966 Rose Bowl; 2 - 1956 Rose Bowl; 3 - 1954 Rose Bowl

MINNESOTA (1-2)

UCLA Record: In Los Angeles, 1-1; At Rose Bowl, 0-1; At Coliseum, 1-0; At Minneapolis 0-1.

Year	W/L	Score	Site	Rank
1978	W	17-3	H	18/-
1977	L	13-27	A	18/-
1961	L	3-21	1	-/-

1 - 1962 Rose Bowl

MISSOURI (2-0-1)

UCLA Record: In Los Angeles, 2-0; At Coliseum, 2-0; At Columbia 0-0-1.

Year	W/L	Score	Site	Rank
1966	W	24-15	H	2/-
1965	T	14-14	A	-/-
1937	W	13-0	H	-/-

MONTANA (7-0)

UCLA Record: In Los Angeles, 7-0; At Coliseum, 0-0. At Missoula 0-0.

Year	W/L	Score	Site	Rank
1946	W	61-7	H	4/-
1941	W	14-7	H	-/-
1939	W	20-6	H	-/-
1936	W	30-0	H	-/-
1934	W	16-0	H	-/-
1932	W	32-0	H	-/-
1929	W	14-0	H	-/-

NEBRASKA (6-7)

UCLA Record: In Los Angeles, 4-2; At Rose Bowl, 2-2; At Coliseum, 2-0; At Lincoln 2-4.

Year	W/L	Score	Site	Rank
2015	L	29-37	1	-/-
2013	W	41-21	A	16/23
2012	W	36-30	H	-/17
1994	L	21-49	A	13/2
1993	L	13-14	H	-/8
1988	W	41-28	H	5/2
1987	L	33-42	A	3/2
1984	L	3-42	H	8/1
1983	L	10-42	A	-/1
1973	L	13-40	A	10/4
1972	W	20-17	H	-/1
1948	W	27-15	A	-/-
1946	W	18-0	H	4/-

1 - Foster Farms Bowl in Santa Clara, Calif.

NEVADA (1-0)

UCLA Record: In Los Angeles, 1-0; At Rose Bowl, 1-0; At Reno 0-0.

Year	W/L	Score	Site	Rank
2013	W	58-20	H	21/-

NEVADA LAS VEGAS (2-0)

UCLA Record: In Los Angeles, 1-0; At Rose Bowl, 1-0; At Las Vegas 1-0.

Year	W/L	Score	Site	Rank
2016	W	42-21	H	-/-
2015	W	37-3	A	13/-

NEW MEXICO (1-0)

UCLA Record: In Los Angeles, 0-0; At Albuquerque 0-0.

Year	W/L	Score	Site	Rank
2002	W	27-13	1	-/-

1 - Las Vegas Bowl

NEW MEXICO STATE (1-0)

UCLA Record: In Los Angeles, 1-0; At Rose Bowl, 1-0; At Las Cruces 0-0.

Year	W/L	Score	Site	Rank
2013	W	59-13	H	13/-

NORTH CAROLINA STATE (2-0)

UCLA Record: In Los Angeles, 2-0; At Coliseum, 2-0; At Raleigh 0-0.

Year	W/L	Score	Site	Rank
1960	W	7-0	H	-/-
1959	W	21-12	H	-/-

NORTHWESTERN (3-3)

UCLA Record: In Los Angeles, 1-1; At Coliseum, 2-0; At Evanston 1-2.

Year	W/L	Score	Site	Rank
2005	W	50-38	1	-/-
1970	W	12-7	H	15/-
1969	W	36-0	A	11/-
1948	L	0-19	H	-/-
1947	L	26-27	A	-/-
1931	L	0-19	A	-/-

1 - Sun Bowl in El Paso, Texas

NOTRE DAME (0-4)

UCLA Record: In Los Angeles, 0-1; At Rose Bowl, 0-1; At South Bend 0-3.

Year	W/L	Score	Site	Rank
2007	L	6-20	H	-/-
2006	L	17-20	A	-/10
1964	L	0-24	A	-/4
1963	L	12-27	A	-/-

OHIO STATE (4-4-1)

UCLA Record: In Los Angeles, 3-2; At Rose Bowl, 2-0; At Coliseum, 1-2; At Columbus 1-2-1.

Year	W/L	Score	Site	Rank
2001	W	13-6	H	14/21
1999	L	20-42	A	13/14
1980	W	17-0	A	11/2
1979	L	13-17	H	17/14
1976	T	10-10	A	4/8
1975	W	23-10	1	11/1
1975	L	20-41	H	13/2
1962	W	9-7	H	-/1
1961	L	3-13	A	-/8

1 - 1976 Rose Bowl

OKLAHOMA (1-3)

UCLA Record: In Los Angeles, 1-1; At Rose Bowl, 1-1; At Norman 0-2.

Year	W/L	Score	Site	Rank
2005	W	41-24	H	-/21
2003	L	24-59	A	-/1
1990	L	14-34	H	19/23
1986	L	3-38	A	4/1

OKLAHOMA STATE (1-1)

UCLA Record: In Los Angeles, 0-1; At Rose Bowl, 0-1; At Stillwater 1-0.

Year	W/L	Score	Site	Rank
2004	L	20-31	H	-/-
2002	W	38-24	A	-/-

OREGON (40-28)

UCLA Record: In Los Angeles, 23-14; At Rose Bowl, 7-8; At Coliseum, 16-6; At Eugene, 17-14.

Year	W/L	Score	Site	Rank
2017	W	31-14	H	-/-
2014	L	30-42	H	18/12
2013	L	14-42	A	12/2
2011	L	31-49	A (Conf. Champ. Game)	-/8
2010	L	13-60	A	-/1
2009	L	10-24	H	-/13
2008	L	24-31	A	-/-
2007	W	16-0	H	-/9
2006	L	20-30	A	-/18
2004	W	34-26	A	-/-
2003	L	13-31	H	-/-
2002	L	30-31	H	-/7
2001	L	20-21	H	17/7

HISTORY

2000	L	10-29	A	6/-
1999	W	34-29	H	-/-
1998	W	41-38 (ot)	H	2/11
1997	W	39-31	A	18/-
1996	W	41-22	A	-/-
1995	L	31-38	H	12/20
1992	W	9-6	A	-/-
1991	W	16-7	H	-/-
1990	L	24-28	A	-/22
1989	L	20-38	H	-/-
1988	W	16-6	A	6/-
1987	W	41-10	H	9/16
1984	L	18-20	H	-/-
1983	W	24-13	A	-/-
1982	W	40-12	H	11/-
1981	W	28-11	A	-/-
1980	L	14-20	H	8/-
1979	W	35-0	A	-/-
1978	W	23-21	H	9/-
1977	W	21-3	A	-/-
1976	W	46-0	H	3/-
1975	W	50-17	A	-/-
1974	W	21-0	H	-/-
1973	W	27-7	A	9/-
1972	W	65-20	H	15/-
1970	L	40-41	H	15/-
1969	W	13-10	A	7/-
1958	W	7-3	H	-/-
1957	L	0-21	1	-/-
1956	W	6-0	H	-/-
1954	W	41-0	H	1/-
1953	W	12-0	A	5/-
1952	W	13-6	H	18/-
1951	W	41-0	H	-/-
1950	W	28-0	H	-/-
1949	W	35-27	A	-/-
1948	L	7-26	H	-/16
1947	W	24-7	H	-/-
1946	W	14-0	1	4/-
1945	W	12-0	H	-/-
1942	L	7-14	A	10/-
1941	W	14-7	H	-/16
1940	L	0-18	A	-/-
1939	W	16-6	H	-/-
1938	L	12-14	A	-/-
1937	W	26-13	H	-/-
1936	W	7-0	1	-/-
1935	W	33-6	H	-/-
1934	L	3-26	1	-/-
1933	L	0-7	H	-/-
1932	W	12-7	1	-/-
1931	L	6-13	H	-/-
1930	L	0-7	A	-/-
1929	L	0-27	A	-/-
1928	L	6-26	H	-/-

1 - Portland, OR

OREGON STATE (43-16-4)

UCLA Record: In Los Angeles, 24-8-3; At Rose Bowl, 10-4-0; At Coliseum, 14-4-3; At Corvallis/Portland, 18-8-1; At Tokyo, Japan, 1-0-0.

Year	W/L	Score	Site	Rank
2016	W	38-24	H	-/-
2015	W	41-0	A	22/-
2012	L	20-27	H	19/-
2011	W	27-19	A	-/-
2010	W	17-14	H	-/-
2009	L	19-26	A	-/-
2008	L	6-34	H	-/-
2007	W	40-14	A	-/-
2006	W	25-7	H	-/-
2005	W	51-28	H	8/-
2002	W	43-35	A	-/-
2001	W	38-7	A	12/19
2000	L	38-44	H	23/19
1999	L	7-55	A	-/-
1998	W	41-34	A	3/-
1997	W	34-10	H	17/-
1994	L	14-23	H	-/-
1993	W	20-17	A	19/-
1992	W	26-14	H	-/-
1991	W	44-7	A	-/-
1990	W	26-17	H	-/-
1989	L	17-18	A	-/-
1988	W	38-21	H	2/-
1987	W	52-17	A	7/-
1986	W	49-0	2	15/-
1985	W	41-0	H	13/-
1984	W	26-17	H	-/-
1980	W	34-3	1	14/-

1978	L	13-15	A	9/-
1977	W	48-18	H	-/-
1976	W	45-14	A	2/-
1975	W	31-9	H	19/-
1974	W	33-14	A	-/-
1973	W	56-14	H	8/-
1972	W	37-7	A	14/-
1971	L	17-34	H	-/-
1970	W	14-9	A	18/-
1969	W	37-0	H	17/-
1968	L	21-45	A	-/15
1967	T	16-16	H	2/-
1958	L	0-14	A	-/-
1957	W	27-7	H	-/7
1956	L	7-21	A	-/-
1955	W	38-0	H	7/-
1954	W	61-0	A	3/-
1953	W	41-0	H	4/-
1952	W	57-0	H	5/-
1951	W	7-0	2	-/-
1950	W	20-13	H	19/-
1949	W	35-13	H	-/-
1948	L	0-28	H	-/-
1947	W	27-7	2	-/-
1946	W	50-7	H	-/-
1942	W	30-7	H	-/-
1941	L	0-19	A	-/-
1940	L	0-7	H	-/-
1939	T	13-13	H	13/-
1938	T	6-6	H	-/-
1937	T	7-7	A	-/-
1936	W	22-13	H	-/-
1935	W	20-7	2	-/-
1934	W	25-7	H	-/-
1930	L	0-19	H	-/-

1 - Mirage Bowl-Tokyo, Japan; 2 - Portland, Oregon

PACIFIC (4-1)

UCLA Record: In Los Angeles, 2-1; Away 2-0.

Year	W/L	Score	Site	Rank
1957	W	21-0	A	-/-
1955	W	34-0	A	5/-
1945	W	50-0	H	-/-
1944	W	54-7	H	-/-
1943	L	7-19	H	-/-

PENN STATE (4-2)

UCLA Record: In Los Angeles, 2-1; At Coliseum, 2-1; At State College 2-1.

Year	W/L	Score	Site	Rank
1968	L	6-21	H	-/3
1967	W	17-15	A	3/-
1966	W	49-11	H	4/-
1965	W	24-22	A	-/-
1964	W	21-14	H	-/-
1963	L	14-17	A	-/-

PITTSBURGH (9-5)

UCLA Record: In Los Angeles, 5-3; At Coliseum, 5-3; At Pittsburgh 4-2.

Year	W/L	Score	Site	Rank
1972	W	38-28	A	8/-
1971	L	25-29	H	15/-
1970	W	24-15	A	16/-
1969	W	42-8	H	17/-
1968	W	63-7	H	16/-
1967	W	40-8	A	6/-
1966	W	57-14	H	4/-
1964	W	17-12	A	-/-
1963	L	0-20	H	-/-
1962	L	6-8	A	-/-
1961	W	20-6	H	-/-
1960	W	8-7	H	-/7
1959	L	21-25	A	-/-
1958	L	6-27	H	-/19

PURDUE (3-0-2)

UCLA Record: In Los Angeles, 1-0-1; At Coliseum, 1-0-1; At West Lafayette, 2-0-1.

Year	W/L	Score	Site	Rank
1980	W	23-14	A	-/-
1979	W	31-21	H	-/5
1960	T	27-27	A	8/-
1959	T	0-0	H	-/11
1950	W	20-6	A	18/-

RICE (5-0)

UCLA Record: In Los Angeles, 3-0; At Rose Bowl, 2-0; At Coliseum, 1-0; At Houston 2-0.

Year	W/L	Score	Site	Rank
2012	W	49-24	A	-/-
2006	W	26-16	H	-/-
2005	W	63-21	H	-/-
1966	W	27-24	A	2/-
1952	W	20-0	H	11/-

SAINT MARY'S (7-5)

UCLA Record: In Los Angeles, 6-4; Away 1-1.

Year	W/L	Score	Site	Rank
1946	W	46-20	H	4/-
1945	W	13-0	H	-/-
1944	W	39-0	H	-/-
1943	W	19-7	H	-/-
1935	W	13-7	A	-/-
1934	W	6-0	H	-/-
1933	L	14-22	H	-/-
1932	L	7-14	H	-/-
1931	W	12-0	H	-/-
1930	L	6-21	H	-/-
1929	L	0-24	H	-/-
1925	L	0-28	A	-/-

SAN DIEGO STATE (21-0-1)

UCLA Record: In Los Angeles, 13-0; At Rose Bowl, 8-0; At San Diego 8-0-1.

Year	W/L	Score	Site	Rank
2009	W	33-14	H	-/-
2005	W	44-21	A	-/-
2004	W	33-10	H	-/-
2003	W	20-10	H	-/-
2002	W	43-7	A	-/-
1993	W	52-13	A	-/-
1992	W	35-7	H	11/21
1991	W	37-12	A	-/-
1990	W	45-31	H	-/-
1989	W	28-25	A	20 -
1988	W	59-6	H	5/-
1987	W	47-14	H	3 -
1986	W	45-14	A	19/-
1985	W	34-16	H	12/-
1984	W	18-15	A	4/-
1934	W	20-0	H	-/-
1933	W	13-0	H	-/-
1926	W	42-7	H	-/-
1925	W	7-0	H	-/-
1924	T	13-13	A	-/-
1923	W	12-0	H	-/-
1922	W	24-6	A	-/-

SAN JOSE STATE (1-0)

UCLA Record: In Los Angeles, 1-0; At Rose Bowl, 1-0; At Coliseum, 0-0.

Year	W/L	Score	Site	Rank
2011	W	27-17	H	-/-

SANTA CLARA (3-3-1)

UCLA Record: In Los Angeles, 3-3-1; At Santa Clara 0-0.

Year	W/L	Score	Site	Rank
1951	W	44-17	H	-/-
1949	L	0-14	H	13/-
1946	W	33-7	H	5/-
1942	W	14-6	H	14/9
1941	L	13-31	H	-/-
1940	L	6-9	H	-/-
1939	T	0-0	H	11/14

SOUTHERN CALIFORNIA (31-47-7)

(Note: *USC wins in 2004 and 2005 vacated by NCAA sanctions)

UCLA Record: At Rose Bowl, 10-8-0; At Coliseum, 21-39-7 (left in '82).

Year	W/L	Score	Site	Rank
2017	L	23-28	A	-/12
2016	L	14-36	H	-/15
2015	L	21-40	A	22/-
2014	W	38-20	H	11/24
2013	W	35-14	A	22/23
2012	W	38-28	H	17/21
2011	L	0-50	A	-/10
2010	L	14-28	H	-/-
2009	L	7-28	A	-/24
2008	L	7-28	H	-/5
2007	L	7-24	A	-/8
2006	W	13-9	H	-/2
2005	*L	19-66	A	11/1
2004	*L	24-29	H	-/1
2003	L	22-47	A	-/2
2002	L	21-52	H	25/17

HISTORY

2001	L	0-27	A	20/-
2000	L	35-38	H	-/-
1999	L	7-17	A	-/-
1998	W	34-17	H	3/-
1997	W	31-24	A	7/-
1996	W	48-41(2ot)	H	-/-
1995	W	24-20	A	-/11
1994	W	31-19	H	-/13
1993	W	27-21	A	16/22
1992	W	38-37	H	-/15
1991	W	24-21	A	25/-
1990	L	42-45	H	-/19
1989	T	10-10	A	-/8
1988	L	22-31	H	6/2
1987	L	13-17	A	5/-
1986	W	45-25	H	18/10
1985	L	13-17	A	8/-
1984	W	29-10	H	-/7
1983	W	27-17	A	-/-
1982	W	20-19	H	11/15
1981	L	21-22	A	15/10
1980	W	20-17	H	18/12
1979	L	14-49	A	-/4
1978	L	10-17	H	14/5
1977	L	27-29	A	17/-
1976	L	14-24	H	2/3
1975	W	25-22	A	14/-
1974	L	9-34	H	-/8
1973	L	13-23	A	8/9
1972	L	7-24	H	14/1
1971	T	7-7	A	-/15
1970	W	45-20	H	-/-
1969	L	12-14	A	6/5
1968	L	16-28	H	-/1
1967	L	20-21	A	1/4
1966	W	14-7	H	8/7
1965	W	20-16	A	7/6
1964	L	13-34	H	-/-
1963	L	6-26	A	-/-
1962	L	3-14	H	-/1
1961	W	10-7	A	-/-
1960	L	6-17	H	11/-
1959	W	10-3	A	-/4
1958	T	15-15	H	-/-
1957	W	20-9	A	-/-
1956	L	7-10	H	-/-
1955	W	17-7	A	5/-
1954	W	34-0	H	2/7
1953	W	13-0	A	5/9
1952	L	12-14	H	3/4
1951	W	21-7	A	18/11
1950	W	39-0	H	-/-
1949	L	7-21	A	-/-
1948	L	13-20	H	-/-
1947	L	0-6	A	18/4
1946	W	13-6	H	4/10
1945	L	15-26	A	-/16
1944	L	6-13	H	-/-
1944	L	13-40	H	-/8
1944	T	13-13	A	-/-
1943	L	13-26	A	-/-
1943	L	0-20	H	-/-
1942	W	14-7	A	13/-
1941	T	7-7	H	-/-
1940	L	12-28	A	-/-
1939	T	0-0	H	9/3
1938	L	7-42	A	-/14
1937	L	13-19	H	-/-
1936	T	7-7	A	-/-
1930	L	0-52	H	-/-
1929	L	0-76	H	-/-

SOUTHERN METHODIST (1-4)

UCLA Record: In Los Angeles, 1-4; At Rose Bowl, 1-0; At Dallas 0-0.

Year	W/L	Score	Site	Rank
1994	W	17-10	H	13/-
1947	L	0-7	H	16/12
1940	L	6-9	H	-/-
1937	L	13-26	H	-/-
1935	L	0-21	H	-/-

STANFORD (45-41-3)

UCLA Record: In Los Angeles, 26-17-1; At Rose Bowl, 10-8; At Coliseum, 16-9-1; At Stanford, 19-24-2.

Year	W/L	Score	Site	Rank
2017	L	34-58	L	-/-
2016	L	13-22	H	-/7
2015	L	35-56	A	18/15
2014	L	10-31	H	9/-

2013	L	10-24	A	9/13
2012	L	24-27A (Conf. Champ. Game)	17/8	
2012	L	17-35	H	15/11
2011	L	19-45	A	-/6
2010	L	0-35	H	-/25
2009	L	16-24	A	-/-
2008	W	23-20	H	-/-
2007	W	45-17	A	14/-
2006	W	31-0	H	-/-
2005	W	30-27 ot	A	8/-
2004	W	21-0	H	-/-
2003	L	14-21	A	-/-
2002	W	28-18	H	-/-
2001	L	28-38	A	4/20
2000	W	37-35	H	-/-
1999	L	32-42	A	18/-
1998	W	28-24	H	2/-
1997	W	27-7	A	12/-
1996	L	20-21	H	-/-
1995	W	42-28	A	-/23
1994	W	31-30	H	-/-
1993	W	28-25	A	-/17
1992	L	7-19	H	19/11
1991	L	10-27	A	22/-
1990	W	32-31	H	-/-
1989	L	14-17	A	-/-
1988	W	27-17	H	6/-
1987	W	49-0	A	11/-
1986	L	23-28	H	12/-
1985	W	34-9	A	-/-
1984	L	21-23	H	17/-
1983	W	39-21	A	-/-
1982	W	38-35	H	12/-
1981	L	23-26	A	17/-
1980	W	35-21	H	5/16
1979	L	24-27	A	-/-
1978	W	27-26	H	16/17
1977	L	28-32	A	-/-
1976	W	38-20	H	5/-
1975	W	31-21	A	-/-
1974	T	13-13	H	-/-
1973	W	59-13	A	15/-
1972	W	28-23	H	8/-
1971	L	9-20	A	-/12
1970	L	7-9	H	16/8
1969	T	20-20	A	6/19
1968	W	20-17	H	-/-
1967	W	21-16	A	3/-
1966	W	10-0	H	8/-
1965	W	30-13	A	7/-
1964	W	27-20	H	-/-
1963	W	10-9	A	-/-
1962	L	7-17	H	-/-
1961	W	20-0	A	-/-
1960	W	26-8	H	19/-
1959	W	55-13	A	-/-
1958	L	19-21	H	-/-
1957	L	6-20	A	-/-
1956	W	14-13	H	-/10
1955	W	21-13	A	9/-
1954	W	72-0	H	3/-
1953	L	20-21	A	4/-
1952	W	24-14	H	10/13
1951	L	7-21	A	-/19
1950	W	21-7	H	-/6
1949	W	14-7	A	18/-
1948	L	14-34	H	-/-
1947	W	39-6	A	19/-
1946	W	26-6	H	5/7
1942	W	20-7	H	11/-
1941	L	0-33	A	-/-
1940	L	14-20	H	-/6
1939	T	14-14	A	-/-
1938	W	6-0	H	-/-
1937	L	7-12	A	-/-
1936	L	6-19	H	-/-
1935	W	7-6	A	-/-
1934	L	0-27	H	-/-
1933	L	0-3	A	-/-
1932	W	13-6	H	-/-
1931	L	6-12	A	-/-
1930	L	0-20	H	-/-
1929	L	0-57	H	-/-
1928	L	7-45	A	-/-
1925	L	0-82	A	-/-

SYRACUSE (2-6)

UCLA Record: In Los Angeles, 1-4; At Rose Bowl, 0-0; At Coliseum, 1-4; At Syracuse 1-2.

Year	W/L	Score	Site	Rank
1967	L	14-32	H	4/-
1966	W	31-12	A	2/-
1965	W	24-14	H	-/-
1964	L	0-39	A	-/-
1963	L	7-29	H	-/-
1962	L	7-12	H	-/-
1959	L	8-36	H	17/1

TEMPLE (1-0)

UCLA Record: In Los Angeles, 0-0; At Rose Bowl, 0-0; At Coliseum, 0-0; At Philadelphia 0-0.

Year	W/L	Score	Site	Rank
2009	W	30-21	1	-/-

1 - Eagle Bank Bowl in Washington, DC

TENNESSEE (6-7-2)

UCLA Record: In Los Angeles, 4-2; At Rose Bowl, 2-2; At Coliseum, 2-0; At Knoxville, 2-5-2.

Year	W/L	Score	Site	Rank
2009	W	19-15	A	-/-
2008	W	27-24	H	-/18
1997	L	24-30	H	-/3
1996	L	20-35	A	-/2
1994	W	25-23	H	14/13
1991	L	16-30	A	21/11
1989	L	6-24	H	6/-
1985	T	26-26	A	10/-
1978	W	13-0	A	9/-
1975	W	34-28	H	12/10
1974	T	17-17	A	12/16
1970	L	17-28	A	-/5
1968	L	18-42	A	-/5
1967	W	20-16	H	8/9
1965	L	34-37	A	5/7

TEXAS (4-3)

UCLA Record: In Los Angeles, 1-2; At Rose Bowl, 1-1; At Coliseum, 0-1; At Austin 2-1.

Year	W/L	Score	Site	Rank
2014	W	20-17	1	12/-
2011	L	20-49	H	-/24
2010	W	34-12	A	-/7
1998	W	49-31	H	6/23
1997	W	66-3	A	-/11
1971	L	10-28	H	-/3
1970	L	17-20	A	13/2

1 - Arlington, Texas

TEXAS A&M (3-3)

UCLA Record: In Los Angeles, 2-2; At Rose Bowl, 1-0; At Coliseum, 1-2; At College Station 0-1.

Year	W/L	Score	Site	Rank
2017	W	45-44	H	-/-
2016	L	24-31 ot	A	16/-
1997	W	29-23	1	5/19
1955	W	21-0	H	1/-
1951	L	14-21	H	-/6
1940	L	0-7	H	-/-

1 - Jan. 1, 1998 Cotton Bowl in Dallas, Texas

TEXAS CHRISTIAN (3-1)

UCLA Record: In Los Angeles, 3-1; At Rose Bowl, 0-0; At Coliseum, 3-1; At Fort Worth 0-0.

Year	W/L	Score	Site	Rank
1961	W	28-7	H	-/-
1952	W	14-0	H	18/9
1942	L	6-7	H	-/-
1939	W	6-2	H	-/-

UTAH (11-5)

UCLA Record: In Los Angeles, 6-2; At Rose Bowl, 2-2; At Coliseum, 4-0; At Salt Lake City, 5-3.

Year	W/L	Score	Site	Rank
2017	L	17-48	A	-/-
2016	L	45-52	H	-/19
2015	W	17-9	A	-/18
2014	L	28-30	H	8/-
2013	W	34-27	A	12/-
2012	W	21-14	H	-/-
2011	L	6-31	A	-/-
2007	L	6-44	A	11/-
2006	W	31-10	H	-/-
1974	W	27-14	A	-/-
1973	W	66-16	H	16/-
1962	W	14-11	A	-/-
1960	W	16-9	A	-/-

HISTORY

1959	W	21-6	H	20/-
1956	W	13-7	H	17/-
1933	W	22-0	H	-/-

UTAH STATE (1-0)

UCLA Record: In Los Angeles, 1-0; At Ogden 0-0.

Year	W/L	Score	Site	Rank
1935	W	39-0	H	-/-

VANDERBILT (1-0)

UCLA Record: In Los Angeles, 1-0; At Rose Bowl, 0-0; At Coliseum, 1-0; At Nashville 0-0.

Year	W/L	Score	Site	Rank
1961	W	28-21	H	-/-

VIRGINIA (2-0)

UCLA Record: In Los Angeles, 1-0; At Rose Bowl, 1-0; At Coliseum, 0-0; At Charlottesville 1-0.

Year	W/L	Score	Site	Rank
2015	W	34-16	H	13/-
2014	W	28-20	A	7/-

VIRGINIA TECH (1-0)

UCLA Record: In Los Angeles, 0-0; At Rose Bowl, 0-0; At Coliseum, 0-0; At Blacksburg 0-0.

Year	W/L	Score	Site	Rank
2013	W	42-12	1	17/-

1 - Sun Bowl in El Paso, Texas

WASHINGTON (40-31-2)

UCLA Record: In Los Angeles, 24-11-1; At Rose Bowl, 11-3; At Coliseum, 13-8-1; At Seattle 15-21-1. (Note - UCLA forfeited its win in 1977)

Year	W/L	Score	Site	Rank
2017	L	23-44	A	-/12
2014	W	44-30	A	18/-
2013	W	41-31	H	13/-
2010	L	7-24	A	-/-
2009	W	24-23	H	-/-
2008	W	27-7	A	-/-
2007	W	44-31	H	-/-
2006	L	19-29	A	-/-
2005	W	21-17	H	20/-
2004	W	37-31	A	-/-
2003	W	46-16	H	-/18
2002	W	34-24	A	-/-
2001	W	35-13	H	7/10
2000	L	28-35	A	-/7
1999	W	23-20	H	-/23
1998	W	36-24	A	3/-
1997	W	52-28	H	9/13
1996	L	21-41	A	-/25
1995	L	14-38	H	-/23
1994	L	10-37	A	-/12
1993	W	39-25	H	22/12
1990	W	25-22	A	-/2
1989	L	27-28	H	-/-
1988	W	24-17	A	2/16
1987	W	47-14	H	5/-
1986	T	17-17	A	19/10
1985	L	14-21	H	13/-
1983	W	27-24	H	-/11
1982	L	7-10	A	9/10
1981	W	31-0	H	-/16
1979	L	14-34	H	-/20
1978	W	10-7	A	12/11
1977	W	20-12 (later forfeit loss)	H	-/-
1976	W	30-21	A	3/-
1975	L	13-17	H	13/-
1974	L	9-31	A	18/-
1973	W	62-13	H	10/-
1972	L	21-30	A	8/-
1971	L	12-23	H	-/-
1970	L	20-61	A	17/-
1969	W	57-14	H	9/-
1968	L	0-6	A	-/-
1967	W	48-0	H	4/-
1966	L	3-16	A	3/-
1965	W	28-24	H	8/-
1964	L	20-22	A	-/-
1963	W	14-0	H	-/-
1962	L	0-30	A	-/-
1961	L	13-17	H	-/-
1960	L	8-10	A	15/13
1959	L	7-23	H	-/17
1958	W	20-0	A	-/-
1957	W	19-0	H	-/-
1956	W	13-9	A	19/-
1955	W	19-17	H	4/-
1954	W	21-20	A	2/-

1953	W	22-6	H	7/-
1952	W	32-7	A	14/-
1951	T	20-20	H	18/-
1950	L	20-21	A	13/10
1949	W	47-26	H	-/-
1948	L	6-27	A	-/-
1947	W	34-7	H	-/-
1946	W	39-13	A	-/-
1942	W	14-10	H	18/-
1941	L	7-14	A	-/-
1940	L	0-41	H	-/13
1939	W	14-7	A	-/-
1938	W	13-0	H	-/-
1937	L	0-26	A	-/-
1936	L	0-14	H	-/-
1933	L	0-10	A	-/-
1932	L	0-19	H	-/-

WASHINGTON STATE (40-20-1)

UCLA Record: In Los Angeles, 23-10; At Rose Bowl, 9-6; At Coliseum, 14-4; At Pullman/Spokane/Portland, 17-10-1.

Year	W/L	Score	Site	Rank
2016	L	21-27	A	-/-
2015	L	27-31	H	18/-
2012	W	44-36	A	17/-
2011	W	28-25	H	-/-
2010	W	42-28	H	-/-
2009	W	43-7	A	-/-
2008	W	28-3	H	-/-
2007	L	7-27	A	-/-
2006	L	15-37	H	-/-
2005	W	44-41 ot	A	12/-
2004	L	29-31	H	-/-
2003	L	13-31	A	-/12
2002	L	27-48	H	-/7
2001	L	14-20	A	9/16
1998	W	49-17	H	4/-
1997	L	34-37	A	-/-
1996	W	38-14	H	-/-
1995	L	15-24	A	16/-
1994	L	0-21	H	18/22
1993	W	40-27	A	12/-
1992	L	17-30	A	-/22
1991	W	44-3	H	23/-
1990	W	30-20	A	-/-
1988	L	30-34	H	1/-
1986	W	54-16	H	17/-
1985	W	31-30	A	18/-
1984	W	27-24	H	-/-
1983	W	24-14	A	-/-
1982	W	42-17	H	12/-
1981	T	17-17	A	-/18
1979	L	14-17	A	-/-
1978	W	45-31	H	14/-
1977	W	27-16	1	-/-
1976	W	62-3	H	4/-
1975	W	37-23	1	18/-
1974	W	17-13	H	-/-
1973	W	24-13	1	13/-
1972	W	35-20	H	9/-
1971	W	34-21	1	-/-
1970	W	54-9	H	19/-
1969	W	46-14	A	11/-
1968	W	31-21	H	8/-
1967	W	51-23	1	4/-
1958	L	20-38	H	-/-
1957	W	19-13	1	-/-
1956	W	28-20	H	-/-
1955	W	55-0	A	7/-
1953	W	44-7	H	12/-
1950	W	42-0	H	-/-
1949	W	27-20	A	-/-
1948	W	48-26	H	-/-
1941	W	7-6	H	-/-
1940	W	34-26	H	-/-
1939	W	24-7	H	13/-
1938	W	21-0	A	-/-
1937	L	0-3	H	-/-
1936	L	7-32	H	-/-
1933	W	7-0	H	-/-
1932	L	0-3	H	-/-
1931	L	0-13	A	-/-
1928	L	0-38	2	-/-

1 - Spokane, Wash.; 2 - Portland, Oregon

WISCONSIN (7-4)

UCLA Record: In Los Angeles, 2-3; At Rose Bowl, 0-2 ; At Coliseum, 2-1; At Madison 5-0.

Year	W/L	Score	Site	Rank
2000	L	20-21	2	-/-
1998	L	31-38	1	6/9
1993	L	16-21	1	14/9
1982	W	51-26	A	14/-
1981	W	31-13	A	9/20
1980	W	35-0	H	16/-
1979	W	37-12	A	20/-
1969	W	34-23	A	14/-
1953	W	13-0	H	6/-
1952	W	20-7	A	8/10
1938	L	7-14	H	-/15

1 - Rose Bowl; 2 - Sun Bowl in El Paso, Texas

WYOMING (0-1)

UCLA Record: In Los Angeles, 0-0; At Rose Bowl, 0-0; At Coliseum, 0-0; At Laramie 0-0.

Year	W/L	Score	Site	Rank
2004	L	21-24	1	-/-

1 - Las Vegas Bowl

ALL-TIME RECORD VS. OPPONENTS

Team	W	L	T	First Meeting	Last Meeting	Last Bruin Win	Score
Air Force	6	4	1	1957	1976 (W)	9/25/76	40-7 (h)
Alabama	2	1	0	1976	2001 (W)	9/1/01	20-17 (a)
Arizona	24	16	2	1927	2017 (L)	10/1/16	45-24 (h)
Arizona State	20	13	1	1976	2017 (W)	11/11/17	44-37(h)
Arkansas	1	0	1	1978	1988 (W)	1/2/89	17-3(n)
Baylor	0	1	0	2012	2012 (L)	na	
Boise State	1	0	0	1999	1999 (W)	9/4/99	38-7(h)
BYU	9	3	0	1983	2016 (W)	9/17/16	17-14(a)
California	54	33	1	1933	2017 (W)	11/24/17	30-27(h)
Cal State Fullerton	1	0	0	1992	1992 (W)	9/12/92	37-14(h)
Colorado	10	3	0	1980	2017 (W)	9/30/17	27-23(h)
Colorado State	2	0	0	1962	2002 (W)	9/7/02	30-19(h)
Drake	0	1	0	1925	1925 (L)	na	
Duke	1	0	0	1960	1960 (W)	12/3/60	27-6(h)
Florida	3	2	0	1931	1987 (W)	12/25/87	20-16(n)
Florida State	0	1	0	2006	2006 (L)	na	
Fresno State	6	2	0	1927	2008 (L)	9/9/00	24-21(h)
Georgia	0	2	0	1942	1983 (L)	na	
Hawai'i	3	0	0	1935	2017 (W)	9/9/17	56-23(h)
Houston	4	3	0	1977	2012 (W)	9/15/12	37-6(h)
Idaho	6	1	0	1928	1948 (W)	10/2/48	28-12(h)
Illinois	6	6	0	1946	2011 (L)	9/11/04	35-17(a)
Iowa	7	2	0	1938	1985 (W)	1/1/86	45-28(n)
Iowa State	1	1	0	1926	1975 (W)	9/13/75	37-21(h)
Kansas	5	2	0	1953	2001 (W)	9/8/01	41-17(a)
Kansas State	2	2	0	2009	2017 (L)	1/2/15	40-35(n)
Long Beach State	4	0	0	1982	1988 (W)	9/17/88	56-3(h)
Louisiana-Monroe	1	0	0	1996	1996 (W)	9/14/96	44-0(h)
Maryland	1	1	0	1954	1955 (L)	10/1/54	12-7(h)
Memphis	1	1	0	2014	2017 (L)	9/6/14	42-35(h)
Miami	2	1	0	1984	1998 (L)	9/2/95	31-8(h)
Michigan	3	8	0	1956	2000 (W)	9/16/00	23-20(h)
Michigan State	3	3	0	1953	1974 (W)	9/28/74	56-14(h)
Minnesota	1	2	0	1961	1978 (W)	9/30/78	17-3(h)
Missouri	2	0	1	1937	1966 (W)	10/1/66	24-15(h)
Montana	7	0	0	1929	1946 (W)	11/16/46	61-7(h)
Nebraska	6	7	0	1946	2015 (L)	9/14/13	41-21(a)
Nevada	1	0	0	2013	2013 (W)	8/31/13	58-20(h)
Nevada Las Vegas	2	0	0	2015	2016 (W)	9/10/16	42-21(h)
New Mexico	1	0	0	2002	2002 (W)	12/25/02	27-13(n)
New Mexico State	1	0	0	2013	2013 (W)	9/21/13	59-13(h)
North Carolina State	2	0	0	1959	1960 (W)	10/29/60	7-0(h)
Northwestern	3	3	0	1931	2005 (W)	12/30/05	50-38(n)
Notre Dame	0	4	0	1963	2007 (L)	na	
Ohio State	4	4	1	1961	2001 (W)	9/22/01	13-6(h)
Oklahoma	1	3	0	1986	2005 (W)	9/17/05	41-24(h)
Oklahoma State	1	1	0	2002	2004 (L)	9/14/02	38-24(a)
Oregon	40	28	0	1928	2017 (W)	10/21/17	31-14(h)
Oregon State	43	16	4	1930	2016 (W)	11/12/16	38-24(h)
Pacific	4	1	0	1943	1957 (W)	11/16/57	21-0(a)
Penn State	4	2	0	1963	1968 (L)	10/7/67	17-15(a)
Pittsburgh	9	5	0	1958	1972 (W)	9/16/72	38-28(a)
Purdue	3	0	2	1950	1980 (W)	9/20/80	23-14(a)
Rice	5	0	0	1952	2012 (W)	8/30/12	49-24(a)
St. Mary's	7	5	0	1925	1946 (W)	11/1/46	46-20(h)
San Diego State	21	0	1	1922	2009 (W)	9/5/09	33-14(h)
San Jose State	1	0	0	2011	2011 (W)	9/10/11	27-17(h)
Santa Clara	3	3	1	1939	1951 (W)	10/6/51	44-17(h)
Southern California	31	47	7	1929	2017 (L)	11/22/14	38-20(h)
Southern Methodist	1	4	0	1935	1994 (W)	9/10/94	17-10(h)
Stanford	45	41	3	1925	2017 (L)	10/18/08	23-20(h)
Syracuse	2	6	0	1959	1968 (L)	9/24/66	31-12(a)
Temple	1	0	0	2009	2009 (W)	12/29/09	30-21(n)
Tennessee	6	7	2	1965	2009 (W)	9/12/09	19-15(a)
Texas	4	3	0	1970	2014 (W)	9/13/14	20-17(n)
Texas A&M	3	3	0	1940	2017 (W)	9/3/17	45-44(h)
Texas Christian	3	1	0	1939	1961 (W)	11/10/61	28-7(h)
Utah	11	5	0	1933	2017 (L)	11/21/15	17-9 (a)
Utah State	1	0	0	1935	1935 (W)	9/28/35	39-0(h)
Vanderbilt	1	0	0	1961	1961 (W)	10/14/61	28-21(h)
Virginia	2	0	0	2014	2015 (W)	9/6/15	34-16(h)
Virginia Tech	1	0	0	2013	2013 (W)	12/31/13	42-12(n)
Washington	40	31	2	1932	2017 (L)	11/8/14	44-30(a)
Washington State	40	20	1	1928	2016 (L)	11/10/12	44-36(a)
Wisconsin	7	4	0	1938	2000 (L)	9/18/82	51-26(a)
Wyoming	0	1	0	2004	2004 (L)	na	

UCLA WINS IN FOURTH-QUARTER / OVERTIME

(Bruins scored last points of game to erase a deficit or tie and win by seven points or less or produce a tie game)

Year	Oppt.	Site	Score	Decisive Play	Time Left
2017	California	Rose Bowl	30-27	JJ Molson 37-yard field goal	0:04
2017	Texas A&M	Rose Bowl	45-44	Josh Rosen 10-yd pass to Jordan Lasley	0:43
2015	Colorado	Rose Bowl	35-31	SoSo Jamabo 2-yd run	8:28
	BYU	Rose Bowl	24-23	Nate Starks 3-yd run	3:21
2014	Colorado	Boulder, Colo.	40-37	Brett Hundley 8-yd run	2nd OT
	California	Berkeley, Calif.	36-34	Ka'imi Fairbairn 26 yd field goal	3:04
	Texas	Arlington, Texas	20-17	Jordan Payton 33-yd pass from Jerry Neuheisel	3:00
	Memphis	Rose Bowl	42-35	Thomas Duarte 33-yd pass from Brett Hundley	10:52
2012	Arizona State	Tempe, Ariz.	45-43	Ka'imi Fairbairn 33-yd FG	0:00
2011	Arizona State	Rose Bowl	29-28	Derrick Coleman 1-yd run	0:49
	Washington State	Rose Bowl	28-25	Shaq Evans 7-yd pass from Kevin Prince	3:26
2010	Oregon State	Rose Bowl	17-14	Kai Forbath 51-yd FG	0:00
2009	Washington	Rose Bowl	24-23	Kai Forbath 27-yd FG	14:53
2008	Stanford	Rose Bowl	23-20	Cory Harkey 7-yd pass from Kevin Craft	0:10
	Tennessee	Rose Bowl	27-24	Kai Forbath 42-yd FG	1st OT
2005	Stanford	Stanford, Calif.	30-27	Robert Breazell 23-yd pass from Drew Olson	1st OT
	Washington State	Pullman, Wash.	44-41	Maurice Jones-Drew 1-yd run	1st OT
	Washington	Rose Bowl	21-17	Maurice Jones-Drew 1-yd run	1:08
2003	California	Rose Bowl	23-20	Justin Medlock 41-yd FG	1st OT
	Arizona	Tucson, Ariz.	24-21	Rodney Leisle 55-yd int. return	13:41
2000	Arizona	Tucson, Ariz.	27-24	Cory Paus 13-yd run	0:48
	Michigan	Rose Bowl	23-20	Ed Ileremia-Stansbury 2-yd pass from Ryan McCann	6:30
1999	Washington	Rose Bowl	23-20	Chris Griffith 22-yd run	1st OT
1998	Oregon State	Corvallis, Ore.	41-34	Brad Melsby 61-yd pass from Cade McNown	0:21
	Stanford	Rose Bowl	28-24	DeShaun Foster 8-yd run	8:05
	Oregon	Rose Bowl	41-38	Chris Sailer 24-yd FG	1st OT
1997	Texas A&M	Cotton Bowl	29-23	Ryan Neufeld 5-yd run. Cade McNown run for 2 pt.	7:05
1996	USC	Rose Bowl	48-41	Skip Hicks 25-yd run	2nd OT
1994	Stanford	Rose Bowl	31-30	Skip Hicks 7-yd run. J.J. Stokes pass from Wayne Cook for 2 pt.	3:05
	SMU	Rose Bowl	17-10	Sharmon Shah 9-yd run	12:17
1993	Oregon State	Corvallis, Ore.	20-17	Bjorn Merten 35-yd FG	8:57
1992	Oregon	Eugene, Ore.	9-6	Louis Perez 40-yd FG	0:00
1991	Illinois	Sun Bowl	6-3	Louis Perez 19-yd FG	12:55
	BYU	Rose Bowl	27-23	Kevin Williams 1-yd run	14:14
1990	Washington	Seattle, Wash.	25-22	Brad Daluiso 43-yd FG	0:10
	Stanford	Rose Bowl	32-31	Brad Daluiso 21-yd FG	0:01
1989	USC	LA Coliseum	10-10	Alfredo Velasco 49-yd FG	13:43
	San Diego State	San Diego, Calif.	28-25	Bret Johnson 1-yd run	2:39
1988	Washington	Seattle, Wash.	24-17	Reggie Moore 48-yd pass from Troy Aikman	1:22
1986	Arizona	Rose Bowl	32-25	Gaston Green 32-yd run. W. Anderson pass fr. M. Stevens for 2 pt.	0:41
1985	Tennessee	Knoxville, Tenn.	26-26	Willie Anderson 25-yd pass from David Norrie. G. Green run for 2 pt.	0:37
	BYU	Provo, Utah	27-24	Gaston Green 2-yd run	1:02
1984	Miami	Fiesta Bowl	39-37	John Lee 22-yd FG	0:51
	California	Berkeley, Calif.	17-14	John Lee 18-yd FG	2:58
	Washington State	Rose Bowl	27-24	John Lee 47-yd FG	0:00
1983	Washington	Rose Bowl	27-24	Frank Cephus 5-yd run	1:55
	California	Rose Bowl	20-16	Frank Cephus 8-yd run	2:12
	Arizona State	Rose Bowl	26-26	Mike Young 19-yd pass from R. Neuheisel. Kevin Nelson run for 2 pt	1:36
1982	Arizona	Rose Bowl	24-24	John Lee 36-yd FG	0:02
1980	USC	LA Coliseum	20-17	Freeman McNeil 58-yd pass from Jay Schroeder	2:07

Note: Above is a list of games, since 1980, in which UCLA scored the last points of the game sometime in the fourth quarter or OT to erase a deficit or tie and win or tie a game. Games must have been decided by seven points or less to make this list

RECORD IN OVERTIME

Overall Record in Overtime: 8-2; Home: 5-0; Away: 3-2; Neutral: 0-0

2016 - UCLA 24, at Texas A&M 31 1ot on Sept. 3, 2016

UCLA needed two fourth-quarter touchdowns to get back into the game, the second coming on a 62-yard pass from Josh Rosen to Kenneth Walker III which pulled the Bruins within two with just over two minutes to play. Rosen then hit Austin Roberts for the two-point conversion to even the score. Texas A&M took the lead in overtime on a one-yard scoring run on a fourth-and-goal play. UCLA then failed to answer.

2014- UCLA 40, at Colorado 37 2ot on Oct. 25, 2014

Colorado scored 17 straight points in the fourth quarter and tied the game on a 35-yard field goal with 36 seconds to play. The Buffs hit a field goal on the initial possession of overtime. Brett Hundley ran eight yards for winning score on UCLA's possession.

2008 - UCLA 27, Tennessee 24 1ot on Sept. 1, 2008

Tennessee evened the score on a 47-yard field goal as time expired. The Bruins went ahead on a Kai Forbath 42-yard field goal on the first possession of overtime. UT missed a potential tying field goal on its extra possession.

2005 - UCLA 30 at Stanford 27 1ot on Oct. 29, 2005

The Bruins rallied from a 3-24 deficit with 8:26 remaining in the fourth quarter to tie the score with 46 seconds remaining on a Maurice Jones-Drew one-yard run. Stanford hit a 42-yard field goal to start overtime period. Drew Olson then connected with Robert Breazell on a 23-yard pass play for the winning score.

2005 - UCLA 44 at Wash. State 41 1ot on Oct. 15, 2005

The Bruins rallied from early 0-21 deficit and then came back from a 21-38 deficit heading into the fourth quarter to tie the score on a nine-yard pass from Drew Olson to Marcus Everett with 0:44 remaining. WSU made field goal on first possession of OT. Maurice Jones-Drew ran it in from 1-yard out for the win.

2003 - UCLA 23, Cal 20 1ot on Oct. 18, 2003

Cal tied the game on an Aaron Rodgers touchdown pass with 11 seconds remaining and added a two-point conversion. Justin Medlock converted a 41-yard field goal on initial possession of OT. Cal's 50-yard field goal attempt to tie bounced off the upright.

2000 - UCLA 38 at Cal 46 3ot on Oct. 14, 2000

UCLA used fourth quarter scoring passes from Cory Paus to Akil Harris and Freddie Mitchell to tie the score. Cal recorded a touchdown on first possession of overtime. Paus tied it up on a 1-yard sneak, after UCLA converted twice on fourth-down plays. UCLA's second possession resulted in Chris Griffith's 36-yard field goal which handed the Bruins their first lead of the day. A Cal field goal tied it up. Joe Igber's three-yard run and a pass for a two-point conversion put Cal up by eight. The game ended when Cal intercepted a Paus pass in the end zone.

1999 - UCLA 23, Washington 20 1ot on Nov. 13, 1999

Washington made a 56-yard field goal with 2:32 remaining to tie the game. On the first overtime possession, UW's Marques Tuiasosopo's pass was intercepted by Joey Strycula. Chris Griffith's 22-yard field goal won it for UCLA.

1998 - UCLA 41, Oregon 38 1ot on Oct. 17, 1998

Oregon scored on a short pass play with 22 seconds remaining in regulation to tie the score. Two sacks by Brendon Ayanbadejo pushed UO out of field goal range and the Bruins stopped the Ducks on an interception by Ryan Roques in OT. Chris Sailer, who had missed a 21-yard field goal attempt as time expired in regulation, connected on a 24-yard field goal to end the game.

1996 - UCLA 48, USC 41 2ot on Nov. 23, 1996

The only overtime game in the rivalry series was a wild one with UCLA down 17-0 after the first quarter, 24-7 at half and 38-24 late in the fourth quarter. The Bruins managed to score twice in the last three minutes of regulation to even the score at 38. Keith Brown ran 1-yard for a score with 2:39 to play and then Skips Hicks darted 11-yards for the tying score with 39 seconds to play. Travis Kirschke blocked a 39-yard field goal attempt by USC as time expired to send the game to overtime. Both teams exchanged field goals in the first OT period. Hicks then raced 25 yards on the first play of the second overtime for UCLA's first lead in the game and what would be the winning points. Anthony Cobbs' interception in the end zone terminated USC's second overtime possession and ended the game.



QB Jerry Neuheisel celebrates after 2014 win over Texas.

COMEBACK WINS

Largest Comeback Win

Sept. 3, 2017 • UCLA 45, Texas A&M 44

34-point deficit in third quarter

Texas A&M	17	21	6	0	—	44
UCLA	3	7	7	28	—	45

Attn.: 64,635 / Weather: Partly Cloudy (88°)
 Quarterback Josh Rosen faked to spike the ball and stop the clock and instead threw a 10-yard touchdown pass to Jordan Lasley with 43 seconds remaining and UCLA overcame a 34-point second-half deficit to stun Texas A&M 45-44 in the first Sunday college football game played in the Rose Bowl.

Rosen was 35 of 59 for 491 yards on the night and tossed four fourth-quarter touchdowns. He threw for 292 yards and the four scoring passes all in the last 15 minutes to overcome a 27-point fourth-quarter deficit.

UCLA scored touchdowns on five straight possessions after trailing 44-10 with 4:08 to play in the third quarter. Rosen threw scoring passes of 9 and 42 yards to Darren Andrews before finding Theo Howard for a 16-yard score on a broken play with 3:08 remaining.

UCLA got the ball back with 2:39 to go and drove 66 yards in 10 plays, including an 11-yard throw and catch to tight end Caleb Wilson. Rosen capped off the amazing comeback with a fade to the far corner of the end zone after faking the spike. JJ Molson kicked the winning extra point.

Wilson had a school-record 15 receptions for 208 yards, and Andrews had 12 catches for 142 yards. Rosen's 491 passing effort was the third-highest in school history.

Largest Bowl Game Comeback Win

Dec. 30, 2005 • UCLA 50, Northwestern 38

22-point deficit in the first quarter

Northwestern	22	0	3	13	—	38
UCLA	7	22	7	14	—	50

Attn.: 50,426 Weather: Clear (56°)

UCLA trailed Northwestern 22-0 with 4:21 remaining in the first quarter of the Sun Bowl game in El Paso, TX before rallying for a 50-38 win, completing the largest comeback in school history.

The Bruins began their comeback with 15 seconds left in the first quarter when running back Kahilil Bell scored on a five-yard run. UCLA tallied three touchdowns in the second quarter on a 58-yard pass play from Drew Olson to tight end Ryan Moya with 13:57 to play in the quarter; a six-yard run by Bell with 8:26 to play and an eight-yard scoring pass from Olson to wide receiver Marcus Everett with 29 seconds left before the half to take a 29-22 lead into the locker room at intermission.

Michael Pitre grabbed a five-yard scoring pass from Olson as the Bruins extended their lead to 36-22 midway through the third quarter. Northwestern closed to 36-25 after a third quarter (4:40) field goal. In the fourth quarter, the Wildcats narrowed the margin to 36-31 after a touchdown pass with 2:29 left in the game, but misfired on a two-point conversion pass.

Brezell then returned the onside kickoff 42 yards for a touchdown to make it 43-31 Bruins. Northwestern drove down the field and scored with 24 seconds to play and kicked the extra point to make the score 43-38. Brezell then repeated his earlier feat by fielding the onside kickoff attempt and returning it 45 yards for a touchdown.

Largest Comeback Win vs. USC

Nov. 23, 1996 • UCLA 48, USC 41

17-point deficit in the fourth quarter

USC	10	14	7	7	3	0	41
UCLA	0	7	14	17	3	7	48

Attn.: 80,644 Weather: Light Fog (74°)

Do you believe in miracles? Now you do, after the Bruins rallied from a 17-point, fourth quarter deficit to secure their sixth straight win in the city-series, 48-41, in overtime, before 80,644 spectators in the Rose Bowl.

After the teams traded field goals in the first overtime period, Skip Hicks scored the game-winner on a 25-yard run, breaking several Trojan tackles, on the first play of the second overtime period. UCLA then clinched the win when Anthony Cobbs intercepted a fourth-down pass in the end zone and the four-hour, 23-minute battle was over.

USC dominated the game for three quarters, like UCLA had for the previous five seasons — forcing turnovers and making the big play on offense. The Trojans marched out to a 17-0 lead in the first 21 minutes of the game, and led 31-21 entering the fourth quarter and 38-21 after R. Jay Soward streaked down the right sideline on his way to a 78-yard scoring play with 11:06 to play in the game.

The Bruins narrowed the deficit to 38-24 on a 47-yard field goal by Bjorn Merten with 6:12 remaining. The Bruins quickly got the ball back after pinning USC against its own goal-line and forcing a short punt. Nine plays and 41 yards later, freshman Keith Brown scored from the one-yard line to slice the margin to 38-31 at the 2:49 mark.

The ensuing onside kick was recovered by USC. Two plays later the Trojans had a first-and-ten at the Bruin 41 with less than two minutes to play. However, on the next play, junior linebacker Danjuan Magee reached in and hit running back LaVale Woods as he was about to break away from the pack, forcing a fumble. Senior cornerback Kusanti Abdul-Salaam recovered and returned the ball to the Bruin 44. UCLA had 1:27 left on the clock and a single timeout remaining to negotiate 56 yards, trailing 38-31.

Quarterback Cade McNown began the drive by connecting with Jim McElroy for 17 yards and three plays later lofted a 23-yarder to Rodney Lee, who made a spectacular diving grab at the USC 11. On the next play, Skip Hicks found the end zone on a burst up the middle. The game was tied when Merten sent the extra point through the uprights and 39 seconds showed on the clock.

USC had one last chance to win the game in regulation, after a 39-yard pass play and a pass interference penalty put the ball at the UCLA 23. But Adam Abrams' 40-yard field goal attempt sailed into the Bruin line, and it was on to overtime for the first time in the series.

Largest UCLA Come-From-Behind Victories (Since 1957)

Deficit	Year	Opponent	Trailed / Qtr.	Won
34	2017	Texas A&M	10-44 / Third	45-44
22	2005	Northwestern (Sun Bowl)	0-22 / First	50-38
21	2005	at Stanford	3-24 / Fourth	30-27ot
21	2005	at Washington State	7-28 / Second	44-41ot
21	2000	Arizona State	0-21 / Second	38-31
21	1982	at Michigan	0-21 / Second	31-27
20	1979	California	7-27 / Third	28-27
18	1986	Arizona	0-18 / Third	32-25
17	2004	at Washington	7-24 / First	37-31
17	1996	USC	21-38 / Fourth	48-41

Largest Opponent Come-From-Behind Wins (Since 1957)

Deficit	Year	Opponent	Trailed / Qtr.	Won
21	1996	Arizona State	7-28 / Second	42-34
21	1989	Washington	0-21 / Second	28-27
21	1988	Washington State	6-27 / Third	34-30
19	1970	Oregon	21-40 / Fourth	41-40
17	1998	at Miami	21-38 / Third	49-45
17	1995	at Arizona State	10-27 / Third	37-33

GAMES FEATURING TOP 10-RANKED UCLA TEAMS VS. TOP 10-RANKED OPPT.


Date	W/L	UCLA (rank)score	(rank) Oppt. score	Site	Date	W/L	UCLA (rank)score	(rank) Oppt. score	Site
Oct. 13, 2001	W	UCLA (#7) 35	(#10) Washington 13	Rose Bowl	Nov. 18, 1967	L	UCLA (#1) 20	(#4) USC 21	LA Coliseum
Jan. 1, 1999	L	UCLA (#6) 31	(#9) Wisconsin 38	Rose Bowl	Sept. 16, 1967	W	UCLA (#8) 20	(#9) Tennessee 16	LA Coliseum
Oct. 10, 1998	W	UCLA (#3) 52	(#10) Arizona 28	Tucson, Ariz.	Nov. 19, 1966	W	UCLA (#8) 14	(#7) USC 7	LA Coliseum
Jan. 2, 1989	W	UCLA (#9) 17	(#8) Arkansas 3	Dallas, Texas	Jan. 1, 1966	W	UCLA (#5) 14	(#1) Michigan State 12	Rose Bowl
Nov. 19, 1988	L	UCLA (#6) 22	(#2) USC 31	LA Coliseum	Dec. 4, 1965	L	UCLA (#5) 34	(#7) Tennessee 37	Knoxville, Tenn.
Sept. 10, 1988	W	UCLA (#5) 41	(#2) Nebraska 28	Rose Bowl	Nov. 20, 1965	W	UCLA (#7) 20	(#6) USC 16	LA Coliseum
Sept. 12, 1987	L	UCLA (#3) 33	(#2) Nebraska 42	Lincoln, Neb.	Sept. 24, 1955	L	UCLA (#1) 0	(#5) Maryland 7	College Park, Md.
Sept. 6, 1986	L	UCLA (#4) 3	(#1) Oklahoma 38	Norman, Okla.	Nov. 20, 1954	W	UCLA (#2) 34	(#7) USC 0	LA Coliseum
Sept. 22, 1984	L	UCLA (#8) 3	(#1) Nebraska 42	Lincoln, Neb.	Oct. 1, 1954	W	UCLA (#4) 12	(#6) Maryland 7	LA Coliseum
Nov. 6, 1982	L	UCLA (#9) 7	(#10) Washington 10	Seattle, Wash.	Jan. 1, 1954	L	UCLA (#5) 20	(#8) Michigan State 28	Rose Bowl
Nov. 20, 1976	L	UCLA (#2) 14	(#3) USC 24	LA Coliseum	Nov. 21, 1953	W	UCLA (#5) 13	(#9) USC 0	LA Coliseum
Oct. 2, 1976	T	UCLA (#4) 10	(#8) Ohio State 10	Columbus, Ohio	Nov. 22, 1952	L	UCLA (#3) 12	(#4) USC 14	LA Coliseum
Nov. 24, 1973	L	UCLA (#8) 13	(#9) USC 23	LA Coliseum	Oct. 25, 1952	W	UCLA (#8) 20	(#10) Wisconsin 7	Madison, Wisc.
Sept. 8, 1973	L	UCLA (#10) 13	(#4) Nebraska 40	Lincoln, Neb.	Nov. 23, 1946	W	UCLA (#4) 13	(#10) USC 6	LA Coliseum
Nov. 22, 1969	L	UCLA (#6) 12	(#5) USC 14	LA Coliseum	Dec. 9, 1939	T	UCLA (#9) 0	(#3) USC 0	LA Coliseum

BRUIN WINS OVER TOP-25 RANKED OPPONENTS (AP poll)

Date	UCLA (rank)score	Oppt. (rank)score	Site	Head Coach
Nov. 21, 2015	(NR) 17	at Utah (#18) 9	Salt Lake City, Utah	Jim Mora
Oct. 22, 2015	(NR) 40	California (#20) 24	Rose Bowl	Jim Mora
Sept. 26, 2015	(#9) 56	at Arizona (#16) 30	Tucson, Ariz.	Jim Mora
Sept. 19, 2015	(#10) 24	BYU (#19) 23	Rose Bowl	Jim Mora
Jan. 2, 2015	(#14) 40	Kansas St. (#11) 35	San Antonio, Texas Alamo Bowl	Jim Mora
Nov. 22, 2014	(#11) 38	USC (#24) 20	Rose Bowl	Jim Mora
Nov. 1, 2014	(#25) 17	Arizona (#14) 7	Rose Bowl	Jim Mora
Sept. 25, 2014	(#11) 62	at Arizona St. (#15) 27	Tempe, Ariz.	Jim Mora
Nov. 30, 2013	(#22) 35	at USC (#23) 14	L.A. Coliseum	Jim Mora
Sept. 14, 2013	(#16) 41	at Nebraska (#23) 21	Lincoln, Neb.	Jim Mora
Nov. 17, 2012	(#17) 38	USC (#21) 28	Rose Bowl	Jim Mora
Nov. 3, 2012	(#25) 66	Arizona (#24) 10	Rose Bowl	Jim Mora
Sept. 8, 2012	(NR) 36	Nebraska (#17) 30	Rose Bowl	Jim Mora
Nov. 5, 2011	(NR) 29	Arizona State (#20) 28	Rose Bowl	Rick Neuheisel
Sept. 25, 2010	(NR) 34	at Texas (#7) 12	Austin, Texas	Rick Neuheisel
Sept. 18, 2010	(NR) 31	Houston (#23) 13	Rose Bowl	Rick Neuheisel
Sept. 1, 2008	(NR) 27	Tennessee (#18) 24 ot	Rose Bowl	Rick Neuheisel
Nov. 24, 2007	(NR) 16	Oregon (#9) 0	Rose Bowl	Karl Dorrell
Oct. 20, 2007	(NR) 30	California (#10) 21	Rose Bowl	Karl Dorrell
Dec. 2, 2006	(NR) 13	USC (#2) 9	Rose Bowl	Karl Dorrell
Oct. 8, 2005	(#20) 47	California (#10) 40	Rose Bowl	Karl Dorrell
Sept. 17, 2005	(NR) 41	Oklahoma (#21) 24	Rose Bowl	Karl Dorrell
Oct. 4, 2003	(NR) 46	Washington (#18) 16	Rose Bowl	Karl Dorrell
Sept. 7, 2002	(NR) 30	Colorado State (#19) 19	Rose Bowl	Bob Toledo
Oct. 13, 2001	(#7) 35	Washington (#10) 13	Rose Bowl	Bob Toledo
Sept. 29, 2001	(#12) 38	at Oregon State (#19) 7	Corvallis, Ore.	Bob Toledo
Sept. 22, 2001	(#14) 13	Ohio State (#21) 6	Rose Bowl	Bob Toledo
Sept. 1, 2001	(#15) 20	at Alabama (#25) 17	Tuscaloosa, Ala.	Bob Toledo
Oct. 28, 2000	(NR) 27	at Arizona (#24) 24	Tucson, Ariz.	Bob Toledo
Sept. 16, 2000	(#14) 23	Michigan (#3) 20	Rose Bowl	Bob Toledo
Sept. 2, 2000	(NR) 35	Alabama (#3) 24	Rose Bowl	Bob Toledo
Nov. 13, 1999	(NR) 23	Washington (#23) 20 ot	Rose Bowl	Bob Toledo
Oct. 17, 1998	(#2) 41	Oregon (#11) 38 ot	Rose Bowl	Bob Toledo
Oct. 10, 1998	(#3) 52	at Arizona (#10) 28	Tucson, Ariz.	Bob Toledo
Sept. 12, 1998	(#6) 49	Texas (#23) 31	Rose Bowl	Bob Toledo
Jan. 1, 1998	(#5) 29	Texas A&M (#19) 23	Dallas, Texas Cotton Bowl Game	Bob Toledo
Nov. 15, 1997	(#9) 52	Washington (#13) 28	Rose Bowl	Bob Toledo
Sept. 13, 1997	(NR) 66	at Texas (#11) 3	Austin, Texas	Bob Toledo
Nov. 18, 1995	(NR) 24	at USC (#11) 20	L.A. Coliseum	Terry Donahue
Oct. 21, 1995	(NR) 42	at Stanford (#23) 28	Palo Alto, Calif.	Terry Donahue
Sept. 2, 1995	(#15) 31	Miami (#12) 8	Rose Bowl	Terry Donahue
Nov. 19, 1994	(NR) 31	USC (#13) 19	Rose Bowl	Terry Donahue
Sept. 3, 1994	(#14) 25	Tennessee (#13) 23	Rose Bowl	Terry Donahue
Nov. 20, 1993	(#16) 27	at USC (#22) 21	Rose Bowl	Terry Donahue
Oct. 30, 1993	(#15) 37	Arizona (#7) 17	Rose Bowl	Terry Donahue
Oct. 16, 1993	(#22) 39	Washington (#12) 25	Rose Bowl	Terry Donahue
Oct. 9, 1993	(#25) 68	BYU (#19) 14	Rose Bowl	Terry Donahue
Sept. 25, 1993	(NR) 28	at Stanford (#17) 25	Palo Alto, Calif.	Terry Donahue
Nov. 21, 1992	(NR) 38	USC (#15) 37	Rose Bowl	Terry Donahue
Sept. 26, 1992	(#11) 35	San Diego St. (#21) 7	Rose Bowl	Terry Donahue
Sept. 7, 1991	(#23) 27	BYU (#25) 23	Rose Bowl	Terry Donahue
Nov. 11, 1990	(NR) 25	at Washington (#2) 22	Seattle, Wash.	Terry Donahue
Jan. 2, 1989	(#9) 17	Arkansas (#8) 3	Dallas, Texas Cotton Bowl Game	Terry Donahue
Oct. 1, 1988	(#2) 24	at Washington (#16) 17	Seattle, Wash.	Terry Donahue
Sept. 10, 1988	(#5) 41	Nebraska (#2) 28	Rose Bowl	Terry Donahue
Oct. 17, 1987	(#9) 41	Oregon (#16) 10	Rose Bowl	Terry Donahue
Nov. 22, 1986	(#18) 45	USC (#10) 25	Rose Bowl	Terry Donahue
Oct. 11, 1986	(NR) 32	Arizona (#11) 25	Rose Bowl	Terry Donahue
Jan. 1, 1986	(#13) 45	Iowa (#4) 28	Rose Bowl Game	Terry Donahue
Sept. 7, 1985	(#20) 27	at BYU (#8) 24	Provo, Utah	Terry Donahue
Jan. 1, 1985	(#14) 39	Miami (#13) 37	Tempe, Ariz. Fiesta Bowl Game	Terry Donahue
Nov. 17, 1984	(NR) 29	USC (#7) 10	Rose Bowl	Terry Donahue
Jan. 2, 1984	(NR) 45	Illinois (#4) 9	Rose Bowl Game	Terry Donahue
Oct. 29, 1983	(NR) 27	Washington (#11) 24	Rose Bowl	Terry Donahue
Jan. 1, 1983	(#5) 24	Michigan (#19) 14	Rose Bowl Game	Terry Donahue
Nov. 20, 1982	(#11) 20	USC (#15) 19	Rose Bowl	Terry Donahue
Sept. 25, 1982	(#12) 31	at Michigan (#20) 27	Ann Arbor, Mich.	Terry Donahue
Nov. 14, 1981	(#18) 34	Arizona State (#9) 24	L.A. Coliseum	Terry Donahue
Nov. 7, 1981	(NR) 31	Washington (#16) 0	LA Coliseum	Terry Donahue
Sept. 19, 1981	(#9) 31	at Wisconsin (#20) 13	Madison, Wisc.	Terry Donahue
Nov. 22, 1980	(#18) 20	USC (#12) 17	L.A. Coliseum	Terry Donahue
Oct. 11, 1980	(#5) 35	Stanford (#16) 21	L.A. Coliseum	Terry Donahue
Oct. 4, 1980	(#11) 17	at Ohio State (#2) 0	Columbus, Ohio	Terry Donahue
Sept. 15, 1979	(NR) 31	Purdue (#5) 21	L.A. Coliseum	Terry Donahue
Oct. 7, 1978	(#16) 27	Stanford (#17) 26	L.A. Coliseum	Terry Donahue
Sept. 9, 1978	(#12) 10	at Washington (#11) 7	Seattle, Wash.	Terry Donahue
Oct. 22, 1977	(NR) 21	California (#15) 19	L.A. Coliseum	Terry Donahue
Sept. 9, 1976	(#17) 28	at Arizona State (#3) 10	Tempe, Ariz.	Terry Donahue
Jan. 1, 1976	(#11) 23	Ohio State (#1) 10	Rose Bowl Game	Dick Vermeil
Sept. 20, 1975	(#12) 34	Tennessee (#10) 28	L.A. Coliseum	Dick Vermeil



RB DeShaun Foster, 1998-2001



QB Cade McNown, 1995-98



LB Donnie Edwards, 1992-95

HISTORY

BRUIN WINS OVER TOP-25 RANKED OPPONENTS, Cont. (AP poll)

Date	UCLA (rank)score	Oppt. (rank)score	Site	Head Coach
Oct. 26, 1974	(NR) 28	at California (#20) 3	Berkeley, Calif.	Dick Vermeil
Sept. 9, 1972	(NR) 20	Nebraska (#1) 17	L.A. Coliseum	Pepper Rodgers
Sept. 16, 1967	(#8) 20	Tennessee (#9) 16	L.A. Coliseum	Tommy Prothro
Nov. 19, 1966	(#8) 14	USC (#7) 7	L.A. Coliseum	Tommy Prothro
Jan. 1, 1966	(#5) 14	Michigan State (#1) 12	Rose Bowl Game	Tommy Prothro
Nov. 20, 1965	(#7) 20	USC (#6) 16	L.A. Coliseum	Tommy Prothro
Oct. 6, 1962	(NR) 9	Ohio State (#1) 7	L.A. Coliseum	Bill Barnes
Dec. 3, 1960	(NR) 27	Duke (#10) 6	L.A. Coliseum	Bill Barnes
Sept. 17, 1960	(NR) 8	Pittsburgh (#7) 7	L.A. Coliseum	Bill Barnes
Nov. 21, 1959	(NR) 10	at USC (#4) 3	L.A. Coliseum	Bill Barnes
Oct. 19, 1957	(NR) 26	Oregon State (#7) 7	L.A. Coliseum	Red Sanders
Nov. 3, 1956	(NR) 14	Stanford (#10) 13	L.A. Coliseum	Red Sanders
Nov. 20, 1954	(#2) 34	USC (#7) 0	L.A. Coliseum	Red Sanders
Oct. 1, 1954	(#4) 12	Maryland (#6) 7	L.A. Coliseum	Red Sanders
Nov. 27, 1953	(#5) 13	at USC (#9) 0	L.A. Coliseum	Red Sanders
Nov. 1, 1952	(#7) 28	at California (#11) 7	Berkeley, Calif.	Red Sanders
Oct. 25, 1952	(#8) 20	at Wisconsin (#10) 7	Madison, Wisc.	Red Sanders
Oct. 18, 1952	(#10) 24	Stanford (#13) 14	L.A. Coliseum	Red Sanders
Sept. 27, 1952	(#18) 14	Texas Christian (#9) 0	L.A. Coliseum	Red Sanders
Nov. 24, 1951	(#18) 21	at USC (#11) 7	L.A. Coliseum	Red Sanders
Nov. 3, 1951	(NR) 21	California (#9) 7	L.A. Coliseum	Red Sanders
Oct. 21, 1950	(NR) 21	Stanford (#6) 7	L.A. Coliseum	Red Sanders
Nov. 23, 1946	(#4) 13	USC (#10) 6	L.A. Coliseum	Bert LaBrucherie
Oct. 12, 1946	(#5) 26	Stanford (#17) 6	L.A. Coliseum	Bert LaBrucherie
Nov. 17, 1945	(NR) 13	St. Mary's (#5) 7	L.A. Coliseum	Bert LaBrucherie
Oct. 24, 1942	(#14) 14	Santa Clara (#9) 6	L.A. Coliseum	Edwin Horrell
Oct. 25, 1941	(NR) 14	Oregon (#16) 7	L.A. Coliseum	Edwin Horrell

NOTES

- *Most Bruin Wins Over Top-25 Teams in a Season: 5 - 1993; 4 - 2015, 2014, 2001, 1952
- *Most Bruin Top 10 Wins in a Season: 2 - 2007, 2000, 1988, 1985, 1975, 1965, 1960, 1952
- *Most Consecutive Week Wins Over Top-25 Teams: 3 - 1952 over Stanford (Oct. 18), at Wisconsin (Oct. 25), at Cal (Nov. 1)
- *Win Over Highest Ranked Opponent at Home: In Rose Bowl - 2006 vs. No. 2 USC (13-9); 1988 vs. No. 2 Nebraska (41-28)
In L.A. Coliseum - 1972 vs. No. 1 Nebraska (20-17); 1962 vs. No. 1 Ohio State (9-7)
In Rose Bowl Game - 1976 Game vs. No. 1 Ohio State (23-10); 1966 Game vs. No. 1 Michigan State (14-12)
- *Win Over Highest Ranked Opponent on Road: 1990 at No. 2 Washington (25-22); 1980 at No. 2 Ohio State (17-0)
- *Largest Margin of Victory Over Top-5 Ranked Opponent: +36 over No. 4 Illinois in 1984 Rose Bowl Game (45-9)

Wins Vs. Top-5 Ranked Opponents

- Dec. 2, 2006: UCLA 13, No. 2 USC 9 - Rose Bowl
- Sept. 16, 2000: UCLA 23, No. 3 Michigan 20 - Rose Bowl
- Sept. 2, 2000: UCLA 35, No. 3 Alabama 24 - Rose Bowl
- Nov. 11, 1990: UCLA 25, No. 2 Washington 22 - Seattle, Wash.
- Sept. 10, 1988: UCLA 41, No. 2 Nebraska 28 - Rose Bowl
- Jan. 1, 1986: UCLA 45, No. 4 Iowa 28 - Rose Bowl Game
- Jan. 2, 1984: UCLA 45, No. 4 Illinois 9 - Rose Bowl Game
- Oct. 4, 1980: UCLA 17, No. 2 Ohio State 0 - Columbus, Ohio
- Sept. 15, 1979: UCLA 31, No. 5 Purdue 21 - L.A. Coliseum
- Sept. 9, 1976: UCLA 28, No. 3 Arizona St. 10 - Tempe, Ariz.
- Jan. 1, 1976: UCLA 23, No. 1 Ohio State 10 - Rose Bowl Game
- Sept. 9, 1972: UCLA 20, No. 1 Nebraska 17 - L.A. Coliseum
- Jan. 1, 1966: UCLA 14, No. 1 Michigan State 12 - Rose Bowl Game
- Oct. 6, 1962: UCLA 9, No. 1 Ohio State 7 - L.A. Coliseum
- Nov. 21, 1959: UCLA 10, No. 4 USC 3 - L.A. Coliseum
- Nov. 17, 1945: UCLA 13, No. 5 St. Mary's 7 - L.A. Coliseum



The 1954 UCLA Bruins in action

UCLA's BCS POLL HISTORY

- 1998**
 Oct. 26 - 1st
 Nov. 2 - 3rd
 Nov. 9 - 2nd
 Nov. 16 - 2nd
 Nov. 23 - 2nd
 Nov. 30 - 2nd
 Final - 5th



- 2001**
 Oct. 22 - 3rd
 Oct. 29 - 9th

- 2003**
 Oct. 27 - 25th

- 2005**
 Sept. 25 - 18th
 Oct. 2 - 16th
 Oct. 9 - 11th
 Oct. 16 - 8th
 Oct. 23 7th
 Oct. 30 - 6th
 Nov. 6 - 4th
 Nov. 13 - 12th
 Nov. 20 - 11th
 Nov. 27 - 11th
 Final - 18th

- 2006**
 Final - 25th

- 2012**
 Nov. 4 - 18th
 Nov. 17 - 11th
 Nov. 18 - 17th
 Nov. 25 - 16th
 Final - 17th

- 2013**
 Oct. 20 - 12th
 Oct. 27 - 20th
 Nov. 3 - 19th
 Nov. 10 - 13th
 Nov. 17 - 14th
 Nov. 24 - 22nd
 Dec. 1 - 18th
 Final - 17th

- 2014**
 Oct. 28 - 22nd
 Nov. 4 - 18th
 Nov. 11 - 11th
 Nov. 18 - 9th
 Nov. 25 - 8th
 Dec. 2 - 15th
 Final - 14th

UCLA's CFP POLL HISTORY

- 2015**
 Nov. 3 - 23rd
 Nov. 10 - 19th
 Nov. 17 - nr
 Nov. 24 - 22nd
 Dec. 1 - nr
 Final - nr



**COLLEGE FOOTBALL
 PLAYOFF**

HISTORY

YEARLY COACHING RECORDS

Coach	Years	Seasons	Won	Lost	Tied	Pct
Jedd Fisch	2017	Interim	1	1	0	.500
Jim Mora	2012-16	6	46	30	0	.605
Mike Johnson	2011	Interim	0	1	0	.000
Rick Neuheisel	2008-10	4	21	29	0	.420
DeWayne Walker	2007	Interim	0	1	0	.000
Karl Dorrell	2003-07	5	35	27	0	.565
Ed Kezirian	2002	Interim	1	0	0	1.000
Bob Toledo	1996-02	7	49	32	0	.605
Terry Donahue	1976-95	20	151	74	8	.665
Dick Vermeil	1974-75	2	15	5	3	.717
Pepper Rodgers	1971-73	3	19	12	1	.609
Tommy Prothro	1965-70	6	41	18	3	.686
Bill Barnes	1958-64	7	31	34	3	.463
George Dickerson	1958	-	1	2	0	.333
Henry 'Red' Sanders	1949-57	9	66	19	1	.773
Bert LaBrucherie	1945-48	4	23	16	0	.590
Edwin Horrell	1939-44	6	24	31	6	.443
William Spaulding	1925-38	14	72	51	8	.573
James Cline	1923-24	2	2	10	3	.233
Harry Trotter	1920-22	3	2	13	1	.156
Fred Cozens	1919	1	2	6	0	.250
Totals		99	602	412	37	.591

LEAGUE CHAMPIONSHIPS

Year	Record	League Bowl	Result	Head Coach
1998	10-2-0	8-0-0	Rose Bowl (L)	Bob Toledo
1997 (tie)	10-2-0	7-1-0	Cotton Bowl (W)	Bob Toledo
1993 (tie)	8-4-0	6-2-0	Rose Bowl (L)	Terry Donahue
1987 (tie)	10-2-0	7-1-0	Aloha Bowl (W)	Terry Donahue
1985	9-2-1	6-2-0	Rose Bowl (W)	Terry Donahue
1983	7-4-1	6-1-1	Rose Bowl (W)	Terry Donahue
1982	10-1-1	5-1-1	Rose Bowl (W)	Terry Donahue
1975 (tie)	9-2-1	6-1-0	Rose Bowl (W)	Dick Vermeil
1965	8-2-1	4-0-0	Rose Bowl (W)	Tommy Prothro
1961	7-4-0	3-1-0	Rose Bowl (L)	Bill Barnes
1959 (tie)	5-4-1	3-1-0	None	Bill Barnes
1955	9-2-0	6-0-0	Rose Bowl (L)	Henry 'Red' Sanders
1954	9-0-0	6-0-0	None	Henry 'Red' Sanders
1953	8-2-0	6-1-0	Rose Bowl (L)	Henry 'Red' Sanders
1946	10-1-0	7-0-0	Rose Bowl (L)	Bert LaBrucherie
1942	7-4-0	6-1-0	Rose Bowl (L)	Edwin Horrell
1935 (tie)	8-2-0	4-1-0	None	William Spaulding

PAC-12 SOUTH DIV. CHAMPS

Year	Record	League Champ	Game	Head Coach
2012	9-5	6-3	24-27 @Stanford(L)	Jim Mora
2011	6-8	5-4	31-49 @Oregon(L)	Rick Neuheisel



SUPER SEASONS

UNBEATEN/UNTIED

Year	Record	Coach	AP/Coaches*
1954	9-0-0	Sanders	2/1

UNBEATEN

Year	Record	Coach	AP/Coaches*
1939	6-0-4	Horrell	7/-

10 WINS

Year	Record	Coach	AP/Coaches*
2014	10-3-0	Mora	10/10
2013	10-3-0	Mora	16/16
2005	10-2-0	Dorrell	16/13
1998	10-2-0	Toledo	8/8
1997	10-2-0	Toledo	5/5
1988	10-2-0	Donahue	6/6
1987	10-2-0	Donahue	9/11
1982	10-1-1	Donahue	5/5
1946	10-1-0	La Brucherie	4/-

NINE WINS

Year	Record	Coach	AP/Coaches*
2012	9-5-0	Mora	-/-
1991	9-3-0	Donahue	19/18
1985	9-2-1	Donahue	7/6
1984	9-3-0	Donahue	9/10
1980	9-2-0	Donahue	13/14
1976	9-2-1	Donahue	15/15
1975	9-2-1	Vermeil	5/5
1973	9-2-0	Rodgers	12/9
1966	9-1-0	Prothro	5/5
1955	9-2-0	Sanders	4/4
1954	9-0-0	Sanders	2/1

ONE LOSS

Year	Record	Coach	AP/Coaches*
1982	10-1-1	Donahue	5/5
1969	8-1-1	Prothro	13/10
1966	9-1-0	Prothro	5/5
1952	8-1-0	Sanders	6/6
1946	10-1-0	La Brucherie	4/-

TWO LOSSES

Year	Record	Coach	AP/Coaches*
2005	10-2-0	Dorrell	16/13
1998	10-2-0	Toledo	8/8
1997	10-2-0	Toledo	5/5
1988	10-2-0	Donahue	6/6
1987	10-2-0	Donahue	9/11
1985	9-2-1	Donahue	7/6
1980	9-2-0	Donahue	13/14
1976	9-2-1	Donahue	15/15
1975	9-2-1	Vermeil	5/5
1973	9-2-0	Rodgers	12/9
1967	7-2-1	Prothro	-/10
1965	8--2-1	Prothro	4/5
1960	7-2-1	Barnes	-/-
1957	8-2-0	Sanders	-/18
1955	9-2-0	Sanders	4/4
1953	8-2-0	Sanders	5/4
1935	8-2-0	Spaulding	-/-
1927	6-2-1	Spaulding	-/-

*Final polls

BOWL GAME APPEARANCES BY HEAD COACH

Name	Years	No.	Record	Appearances
Jedd Fisch (interim)	2017	1	0-1-0	'17 Cactus Bowl
Jim Mora	2012-16	4	2-2-0	'15 Foster Farms, '15 Alamo, '13 Sun, '12 Holiday Bowl
Mike Johnson (interim)	2011	1	0-1-0	'11 Kraft Fight Hunger Bowl
Rick Neuheisel	2009	1	1-0-0	'09 EagleBank
DeWayne Walker (interim)	2007	1	0-1-0	'07 Las Vegas
Karl Dorrell	2003-06	4	1-3-0	'03 Silicon Valley, '04 Las Vegas, '05 Sun Bowl, '06 Emerald Bowl
Ed Kezirian (interim)	2002	1	1-0-0	'02 Las Vegas
Bob Toledo	1996-02	3	1-2-0	'98 Cotton, '99 Rose, '00 Sun
Terry Donahue	1976-95	13	8-4-1	'76 Liberty, '78 Fiesta, '81 Bluebonnet, '83 Rose, '84 Rose, '85 Fiesta, '86 Rose, '86 Freedom, '87 Aloha, '89 Cotton, '91 Sun, '94 Rose, '95 Aloha
Dick Vermeil	1974-75	1	1-0-0	'76 Rose Bowl
Tommy Prothro	1965-70	1	1-0-0	'66 Rose Bowl
Bill Barnes	1958-64	1	0-1-0	'62 Rose Bowl
Red Sanders	1949-57	2	0-2-0	'54 Rose Bowl, '56 Rose Bowl
Bert LaBrucherie	1945-48	1	0-1-0	'47 Rose Bowl
Edwin C. Horrell	1939-44	1	0-1-0	'43 Rose Bowl
Totals		36	16-19-1	

UCLA VS. NO. 1 RANKED AP TEAMS

Date	W/L	UCLA (rank)	score	Oppt. (rank)	score	Site
Oct. 21, 2010	L	UCLA 13		Oregon (#1)	60	at Eugene, Or
Dec. 3, 2005	L	UCLA (#11)	19	USC (#1)	66	at L.A. Coliseum
Dec. 4, 2004	L	UCLA 24		USC (#1)	29	at Rose Bowl
Sept. 20, 2003	L	UCLA 24		Oklahoma (#1)	59	at Norman, OK
Sept. 6, 1986	L	UCLA (#4)	3	Oklahoma (#1)	38	at Norman, OK
Sept. 22, 1984	L	UCLA (#8)	3	Nebraska (#1)	42	at Rose Bowl
Sept. 24, 1983	L	UCLA 10		Nebraska (#1)	42	at Lincoln, NE
Jan. 1, 1976	W	UCLA (#11)	23	Ohio State (#1)	10	Rose Bowl game
Nov. 18, 1972	L	UCLA (#14)	7	USC (#1)	24	at L.A. Coliseum
Sept. 9, 1972	W	UCLA 20		Nebraska (#1)	17	at L.A. Coliseum
Nov. 23, 1968	L	UCLA 16		USC (#1)	28	at L.A. Coliseum
Jan. 1, 1966	W	UCLA (#5)	14	Michigan State (#1)	12	Rose Bowl game
Nov. 24, 1962	L	UCLA 3		USC (#1)	14	at L.A. Coliseum
Oct. 6, 1962	W	UCLA 9		Ohio State (#1)	7	at L.A. Coliseum
Dec. 5, 1959	L	UCLA (#17)	8	Syracuse (#1)	36	at L.A. Coliseum

UCLA AS NO. 1 RANKED TEAM IN AP POLL

Date	W/L	UCLA (rank)	score	Oppt. (rank)	score	Site
Oct. 29, 1988	L	UCLA (#1)	30	Washington State	34	at Rose Bowl
Oct. 22, 1988	W	UCLA (#1)	24	Arizona	3	at Tucson, AZ
Nov. 18, 1967	L	UCLA (#1)	20	USC (#4)	21	at L.A. Coliseum
Sept. 24, 1955	L	UCLA (#1)	0	Maryland (#5)	7	at College Park, MD
Sept. 16, 1955	W	UCLA (#1)	21	Texas A&M	0	at L.A. Coliseum
Nov. 6, 1954	W	UCLA (#1)	41	Oregon	0	at L.A. Coliseum

BRUIN CHAMPIONSHIP TEAMS

1998

Overall Record: 10-2-0
Pac-10 Conference Record: 8-0
AP Final Rank: 8; Coach: Bob Toledo

The Bruins opened the year with 10 wins in a row to extend the school record win streak to 20, including an eighth straight victory over USC. UCLA climbed as high as No. 2 in the polls and became just the fourth team in Pac-10 history to post a perfect 8-0 league mark. Kris Farris won the Outland Trophy. Cade McNown set single season records for passing yards and total offense (since broken).

1997

Overall Record: 10-2-0
Pac-10 Conference Record: 7-1
AP Final Rank: 5; Coach: Bob Toledo

The Bruins won the last 10 games of the season, concluding the year with a Cotton Bowl triumph over Texas A&M. It was the first time since 1946 that the Bruins had won 10 straight games in a season. Cade McNown led the nation in pass efficiency and over 85,000 fans turned out for the Washington game, the largest non-USC home crowd in 50 years. Skip Hicks set a school mark with 26 touchdowns and the Bruin offense scored 477 points, the most in school history.

1993

Overall Record: 8-4-0
Pac-10 Conference Record: 6-2
AP Final Rank: 18; Coach: Terry Donahue

The Bruins won seven straight Pac-10 games to tie for the conference title and a win over USC clinched a trip to the Rose Bowl game. UCLA led the nation in turnover margin (+1.73). J.J. Stokes set a school mark with 17 touchdown receptions in a season. Stokes went on to set a Rose Bowl game mark with 14 catches against Wisconsin.

1987

Overall Record: 10-2-0
Pac-10 Conference Record: 7-1
AP Final Rank: 9; Coach: Terry Donahue

The Bruins tied a school record with 10 wins and tied for the league title after posting a then school record seven conference wins. The team ranked fourth in the nation in defense. Troy Aikman and Gaston Green became the first Bruin duo to throw for over 2,000 yards and run for over 1,000 yards in the same season. The Bruins captured a sixth straight bowl game victory with a win over Florida and Emmitt Smith in the Aloha Bowl.

1985

Overall Record: 9-2-1
Pac-10 Conference Record: 6-2
AP Final Rank: 7; Coach: Terry Donahue

The season started with a win over defending national champion BYU and ended with a third trip to the Rose Bowl game in four seasons. The Bruins led the nation in rush defense (70.3 yards per game) and placed seventh in total defense behind the play of such future NFL performers as James Washington, Mark Walen, Ken Norton, Jr., Jim Wahler, Carnell Lake and Darryl Henley. Despite a 17-13 loss at USC, the Bruins finished in a first-place tie in the conference. About five hours after the Bruin setback against the Trojans, Arizona's defeat of Arizona State left all three teams tied at 6-2 in the league race. UCLA won the championship tie-breaker and went on to defeat Iowa in the Rose Bowl game.

1983

Overall Record: 7-4-1
Pac-10 Conference Record: 6-1-1
AP Final Rank: 17; Coach: Terry Donahue

After an 0-3-1 start, the Bruins rallied behind quarterback Rick Neuheisel and won seven of their next eight games, earning a trip to the Rose Bowl with a 27-17 victory over USC. The win over USC, combined with Washington State's victory over Washington, clinched the Bruins' return trip to Pasadena. In UCLA's win over Washington, Neuheisel completed 25 of 27 passes for an NCAA-record .926 percentage. In the Rose Bowl game, UCLA jumped out to a 28-3 halftime advantage and went on to post a 45-9 upset win over No. 4-ranked Illinois. It marked UCLA's fourth-straight win in the Rose Bowl game. Karl Dorrell caught two of Neuheisel's four touchdown passes in the game.

1982

Overall Record: 10-1-1
Pac-10 Conference Record: 5-1-1
AP Final Rank: 5; Coach: Terry Donahue

After a loss at Washington, the Bruins needed to beat USC to earn a Rose Bowl bid in their first season of playing home games in the Arroyo Seco. With time having already expired, Karl Morgan stopped USC's two-point conversion attempt to preserve the win that earned the Bruins a return trip to Pasadena. On New Year's Day, they beat Michigan for the second time that season, by a score of 24-14. In the earlier contest, UCLA had rallied from a 21-0 second quarter deficit to hand the Wolverines a 31-27 setback in Ann Arbor. UCLA totaled 10 wins for just the second time in history and the team ranked third nationally in scoring offense. Tom Ramsey led the nation in passing efficiency (153.5).

1975

Overall Record: 9-2-1
Pac-8 Conference Record: 6-1
AP Final Rank: 5; Coach: Dick Vermeil

Just like in 1965, the Bruins avenged an early-season loss in the Rose Bowl with a 23-10 win over then No. 1-ranked Ohio State in a game played before 105,464 fans. It also turned out to be coach Dick Vermeil's final game as Bruin head coach. An earlier conference loss to Washington meant that the Bruins had to defeat USC to earn a bid to the Rose Bowl game. UCLA posted a 25-22 win despite fumbling 11 times in the contest. It did manage to rack up over 400 yards in offense for the game against the toughest defense in the Pac-8. Wendell Tyler gained 130 yards on the ground against the Trojans to break Kermit Johnson's single-season rushing record. For the season, quarterback John Sciarra rushed for 787 yards and threw for 1,313 more yards.

1965

Overall Record: 8-2-1
AAWU Record: 4-0
AP Final Rank: 4; Coach: Tommy Prothro

The Bruins proceeded to record their first-ever win in a Rose Bowl game with a 14-12 victory over then top-ranked Michigan State. Bob Stiles and Jim Colletto combined to stop the Spartan's two-point conversion attempt in the fourth quarter and preserve UCLA's initial post-season victory. Two touchdown passes by quarterback Gary Beban in the final four minutes of the USC game pulled out a 20-16 win and completed a perfect conference slate. First-year head coach Tommy Prothro was voted Coach of the Year by the American Football Coaches Association.

1961

Overall Record: 7-4
AAWU Record: 3-1
AP Final Rank: 16; Coach: Bill Barnes

The 1961 Bruins were known for their strong running game and stingy defense. The team totaled 413 yards on the ground in a win over California. Sophomore Mike Hafner won the conference rushing title (703 yards) and senior Bobby Smith led the league in scoring (85) and total offense (966 yards). The Bruins beat USC, 10-7, in a rainstorm at the Coliseum to earn their way to the Rose Bowl. Minnesota handed the Bruins a 21-3 setback in the Arroyo Seco to ruin UCLA's fifth trip to the Rose Bowl game.

1959

Overall Record: 5-4-1
AAWU Record: 3-1
AP Final Rank: n/a; Coach: Bill Barnes

The Bruins, behind the play of Billy Kilmer, handed an unbeaten, No.2 ranked USC its first loss and went on to tie for the championship of the Athletic Association of Western Universities (AAWU). The upset win over the Trojans sent a crowd of over 5,000 into the streets of Westwood to celebrate. Kilmer led the team in total offense that season with 702 yards passing and 388 yards rushing. It was the first full season as head coach for Bill Barnes, a former assistant on Red Sanders' staff. He was elevated to the top spot in the middle of the previous season after an illness to George Dickerson.

1955

BRUIN CHAMPIONSHIP TEAMS

Overall Record: 9-2
Pacific Coast Conference Record: 6-0
AP Final Rank: 4; Coach: Red Sanders

The Bruins opened the season with a 21-0 win over Bear Bryant's Texas A&M team. The next week, the No. 1-ranked Bruins traveled to the East for the first time to meet No. 5-ranked Maryland and were handed a 7-0 loss by the Terrapins, snapping UCLA's 10-game winning streak. UCLA went on to win its final eight games in the regular season, four were shutouts, and met Michigan State in the Rose Bowl. A last-second Spartan field goal ruined the Bruin chances for a first-ever Rose Bowl victory, 17-14. Guard Hardiman Cureton earned All-America honors and running back Bob Davenport finished his career with over 1,100 yards. Red Sanders became the first head coach in history to win three straight Pacific Coast Conference (PCC) titles.

1954
NATIONAL CHAMPIONS • Overall Record: 9-0
Pacific Coast Conference Record: 6-0
AP Final Rank: 2; UPI Rank: 1; Coach: Red Sanders

The Bruins captured their first National Championship (UPI) and fielded their highest scoring team (40.8 points) to date as they won back-to-back conference titles for the first time ever. The total of 367 points over nine games ranked first in the nation and the defense limited opponents to just 40 points and 73.2 yards rushing per game to top the nation in those categories as well. The Bruins clinched the conference championship in 110-degree heat with a 34-0 win over USC before 102,548 fans in the Coliseum. During the year, the Bruins set a school record that still stands with a 72-0 blanking of Stanford. They also handed No. 6-ranked Maryland a 12-7 loss early in the season. Guard Jim Salisbury, tackle Jack Ellena and fullback Bob Davenport each were named to at least one All-America first team. Left halfback Primo Villanueva, a second-team All-American, led the team with 886 yards in total offense. The team completed the year ranked at the top of the UPI poll and was voted second in the Associated Press poll.

1953
Overall Record: 8-2-0
Pacific Coast Conference Record: 6-1
AP Final Rank: 5; Coach: Red Sanders

Only a 21-20 loss at Stanford in the fifth game of the year spoiled a perfect UCLA regular season record. The Bruins fielded one of the greatest defenses in college football history (yielding just 2.91 yds/play), allowing just 48 points in nine regular season games. Chuck Doud, Jack Ellena, Hardiman Cureton and Myron Berliner keyed the defense. Tailback Paul Cameron led the Pacific Coast Conference (PCC) in rushing and came up just short of Kenny Washington's record for most yards gained in a career. According to newspaper accounts, an estimated 12,000 students gathered at the corner of Westwood and Wilshire for a two-hour rally to celebrate UCLA's selection to the Rose Bowl game.

1946
Overall Record: 10-1
Pacific Coast Conference Record: 7-0
AP Final Rank 4; Coach: Bert LaBrucherie


UCLA recorded its first-ever unbeaten, untied regular season and advanced to the Rose Bowl game for the second time. The Bruins averaged a then school-best total of 60,885 fans during their home games. The team rolled up a school record (at the time) 327 points and was selected for the Rose Bowl game opposite Illinois. Despite an upset loss to the Fighting Illini, the Bruins finished with their highest national ranking to date, fourth by the Associated Press. Ernie Case threw for a then-Rose Bowl record 165 yards in the setback.

1942
Overall Record: 7-4-0
Pacific Coast Conference Record: 6-1
AP Final Rank: 13; Coach: Edwin Horrell

The 1942 season marked UCLA's first appearance in the Rose Bowl game. After opening the campaign with two losses, the Bruins won seven of the next eight contests to close the regular season. Bob Waterfield became the first Bruin to throw for over 1,000 yards in a season. Fullback Ken Snelling and left halfback Al Solari keyed the rushing attack. Georgia then handed the Bruins a 9-0 setback in the Rose Bowl game. The Bruins finished the year ranked 13th by the Associated Press.

1935
Overall Record: 8-2
Pacific Coast Conference Record: 4-1
Coach: William Spaulding

The Bruins opened the 1935 season with an impressive 39-0 shutout over Utah State. A 20-7 win over Oregon State followed, as did two more wins at Stanford, 7-6, and versus Oregon, 33-6. California and SMU then handed the Bruins back-to-back losses. UCLA finished the season with four straight victories in games against Hawaii, Loyola, Idaho and at St. Mary's. The season marked the first-ever conference championship for a UCLA football team, which began participating in the Pacific Coast Conference (PCC) in 1928. A third-place finish in 1932 had been its best previous result in the league standings.



1954 National Champions

UCLA FOOTBALL TRADITIONS



Honorary Captain Gary Beban (16) with Logan Paulsen (86), Terrence Austin (4), Reggie Carter (51) and Alterraun Verner (1)

THE VICTORY BELL

The winner of the annual USC-UCLA football game is given the Victory Bell. The 295-pound bell originally hung atop a Southern Pacific freight locomotive. It was given to UCLA in 1939 as a gift from the UCLA Alumni Association. For the next two seasons, cheerleaders rang the bell after each Bruin point.

At the opening game of the 1941 UCLA football season, six members of a USC fraternity mixed in among the Bruin supporters and after the game helped them load the Bell onto a waiting truck which was bound for Westwood. While the Bruin well-wishers were searching for the missing keys to the truck, the Trojan supporters drove off with the bell. The bell remained hidden for more than a year in various locations.

The controversy quieted somewhat until a picture of the bell was featured in a USC publication. This action re-ignited the rivalry, as students from UCLA retaliated by painting the Tommy Trojan statue on the USC campus. Trojan students then acted by burning their school's initials on several UCLA lawns. Police and school administrators had to be called to help quell the uprisings.

On Nov. 12, 1942, the bell was wheeled in front of Tommy Trojan and the student body presidents of both institutions signed an agreement stating that thereafter the annual winner of the rivalry football game would keep possession of the bell for the next year. In that first season on the gridiron following the pact, the Bruins, under the direction of coach Edwin Horrell, defeated the Trojans, 14-7, to mark the first-ever Bruin win in the series. Later that season, the Bruin team went on to make its first ever post-season appearance in the 1943 Rose Bowl game.

HONORARY CAPTAINS

For each UCLA home game, UCLA honors a star from its past as an Honorary Captain. The selected Bruin alum speaks to the football team on Friday, stays at the team hotel on Friday night, is on the sideline prior to and during the game and participates in the pre-game coin flip with the Bruin captains.

Bruin standouts who have participated as an Honorary Captain include: three-time consensus All-Americans and College Football Hall of Fame members Kenny Easley and Jerry Robinson; 1967 Heisman Trophy winner and College Football Hall of Fame member Gary Beban; former head coach and College Football Hall of Fame member Terry Donahue; James Washington, Bruin All-American and two-time Super Bowl champion; and Billy Kilmer, also in the College Football Hall of Fame, just to name a few.

THE ORIGIN OF THE BRUIN MASCOTS

The first athletic mascot for UCLA teams appeared as the result of spirited student demand. In the 1930's, a live bear and its trainer were rented by Associated Students to appear at all UCLA home football games. However, wild animals became increasingly difficult to handle in a large crowd, and the Coliseum outlawed their appearances.

UCLA was without a mascot again until the early 1950's, when student and alumni united to bring "Little Joe Bruin" to Westwood. Only six months of age during the football season, this first official

"Little Joe" was a Himalayan bear cub from India. However, after a short time he grew too large and was transferred to a circus.

The first "Josephine" arrived in 1961, after a long search to fill "Little Joe Bruin's" place. She was purchased by the alumni, and was kept in the backyard of the Rally Committee chairman. She also grew too large and was soon moved to the San Diego Zoo.

The difficulty in obtaining and caring for live bears eventually led to the appearance of costumed student mascots. In the mid-1960's several male students were selected to take turns playing the part of Joe Bruin. In 1967, the first female to become a UCLA mascot created the role of Josephine Bruin and joined Joe at athletic events. The various versions of the duo have been a fixture on the UCLA sporting scene ever since that time.

THE ORIGIN OF THE "UCLA BRUIN"

Back in 1919 UCLA was known as the "Southern Branch" of the University of California. The UCLA football team, playing its first season, was then known as the "Cubs" owing to their younger relationship to the California Bears in Berkeley.

In 1923, under new coach Jimmie Cline, the football team adopted the name "Grizzlies" instead of Cubs. In 1925, Bill Spaulding came west from the University of Minnesota to help upgrade the football program. In 1928, the Grizzlies joined the Pacific Coast Conference. However, there was a problem with the nickname, since the University of Montana, also a member of the PCC at the time, had prior rights to the nickname "Grizzlies". UCLA, which had changed its name from the Southern Branch in 1927, became the "Bruins" in 1928 and has been recognized as such ever since.

FOOTBALL TRADITIONS/FACTS

At every home game, the Bruin players and coaches walk through the fans tailgating in Area H prior to entering the Rose Bowl.


UCLA is the only school in the Pac-12 to produce a three-time consensus All-American in football - Jerry Robinson (1976-77-78) and Kenny Easley (1978-79-80).

UCLA is always well-represented in the National Football League. The current group of Bruin pros is led by tight end Mercedes Lewis, Super Bowl champ Matthew Slater and linebacker standouts Anthony Barr and Eric Kendricks.

Super Bowl champions Troy Aikman, Jonathan Ogden, Carnell Lake and Roman Phifer are just a few of the UCLA alumni who have starred in the NFL.

Easley is the latest Bruin to be inducted into the Pro Football Hall of Fame (Class of 2017). Ogden was a member of the 2013 Pro Football Hall of Fame Class and was also the fourth Bruin in a six year stretch to be selected to the National Football Foundation Hall of Fame (Troy Aikman in 2008, Randy Cross in 2010, Ogden in 2012, John Sciarra in 2014). There are 15 Bruins (12 players, three coaches) in the College Hall.

ALL-TIME LETTERWINNERS LIST



Rick Bashore, 1976-79

A

Abbott, Andrew 2009-10-11-12
 Abdellatif, Hazem '89
 Abdul Azziz, Ali '97-98-99
 Abdul-Jabbar, Karim '92-94-95
 Abdul-Salaam, Kusanti '93-94-95-96
 Abraham, Brian 2004-05-06-07
 Abrams, Leslie '20
 Adams, Bryan '90-91-93-94
 Adams, Chuck '86
 Adams, Ishmael 2013-14-15-16
 Adams, Tom '55
 Adkins, Bryce '76-77
 Adkins, James '28
 Agajanian, Larry '66-67-68
 Agnew, James '43
 Aikman, Troy '87-88
 Akers, Arthur '77-78-79-80
 Albany, Tony '60
 Alder, Eugene '39-40-41
 Aldrich, Troy '93
 Ale, Arnold '90-91-92
 Alexander, Chris '91-92
 Alexander, Jim '84-85-86
 Alexander, Kelton '84-86-87-88
 Alexander, Kermit '60-61-62
 Alexander, Kirk '83-84-85-86
 Allen, Brian '90-91-92-93
 Allen, Damien '97
 Allen, David 2009-10-11-12
 Allen, Dick '60-61-62
 Allen, Jimmy '72-73
 Allington, Robert '34
 Almqvist, Glen '57-58-59
 Altenberg, Kurt '63-64-65
 Alumbaugh, Dennis '68-69
 Alves, Michael '17
 Amundson, Matt 2003
 Andersen, Chris '93-94
 Andersen, Foster '59-60-61
 Andersen, Norm '73-74-75
 Anderson, Aaron '91-92-93-94
 Anderson, Art '40-41
 Anderson, Avery '92-93-94-95
 Anderson, Dave '48
 Anderson, Ed '99-00-01
 Anderson, Marques '97-98-00-01
 Anderson, Theo '93
 Anderson, Wilbert '56
 Anderson, Willie '84-85-86-87
 Andrasick, Greg '94-95-96
 Andrews, Bob '43
 Andrews, Danny '81-82-83-84

Andrews, Darren 2013, 15-17
 Andrews, Fred '52
 Andrus, Martin '17
 Andrusyshyn, Zenon '67-68-69
 Angle, Robert '26-27-28
 Ankou, Eli 2014-15-16
 Anthony, Corwin '87-88-89-90
 Anyanwu, Chinonso 2007-08-09
 Arbuclak, Charles '86-87-88-89
 Arceneaux, Whitney '50-52
 Argo, Stacy '88-89-90-91
 Armstrong, Bill '40-41-42
 Armstrong, James '26
 Armstrong, Levi '75-76-77
 Armstrong, Ray '64-65-66
 Armstrong, Sean '83
 Arnold, Jason '93
 Arnold, Mike '67
 Asher, Tom '44-45-46
 Atkins, Larry '95-96-97-98
 Attar, Audie '99-00-01
 Audelo, Dave '89
 Austin, Edward '31-32-34
 Austin, Randy '87-88-89-90
 Austin, Terrence 2006-07-08-09
 Avery, Tom '56-57
 Ayambadejo, Brendon '96-97-98
 Ayers, Akeem 2008-09-10
 Ayers, Derek '93-94-95-96
 Ayers, Eddie '73-74-75

B

Baaden, Steve '83
 Baca, Jeff 2008-09-11-12
 Baggott, Bill '74-75
 Baggott, Brian '76-77-78-79
 Baida, John '36-37-38
 Bailey, Jeff '88-89-90-91
 Bailie, Ed '30
 Bajema, Ken '67
 Baldwin, Burr '41-42-46
 Baldwin, Clarence '32-33-35
 Baldwin, Harry '58-59-60
 Ball, Dave 2000-01-02-03
 Ball, Eric '85-86-87-88
 Ball, Mat 2000-01-02-03
 Ball, Russell '74
 Ballard, Bruce '54-55
 Ballou, Mike '67-68-69
 Banducci, Eric '91
 Banducci, Russ '63-64-65
 Banning, Wayne '19-21
 Baran, David '81-82-83-84
 Barbee, Mike '79-80-81-82

Barber, Pete '36
 Barkate, Harold '86-87-88
 Barnes, John '92
 Barnes, Kryst '16-17
 Barnes, Bruce '70-71-72
 Barnhill, Gordon '36
 Barocio, Librado 2014
 Barr, Anthony 2010-11-12-13
 Barr, Robert '34-35-36
 Barrett, Jordan 2011-12-13
 Barta, Charles '26-27-28
 Bartlett, Bob '68-69-70
 Bartlett, Ray '39-40
 Bashore, Rick '76-77-78-79
 Bashore, Ted '64
 Baska, Rick '71-72-73
 Bates, Patrick '89
 Batchkoff, Frank '83-84-85-86
 Baumgartner, Andrew 2005-06
 Bauwens, Joe '60-61-62
 Bauwens, Steve '59-60-61
 Beamon, Willie '74-75
 Beardsley, Harold '46-47
 Beban, Gary '65-66-67
 Beck, Julius '25-26-27
 Beling, Willard '43
 Bell, Darius 2010, 12-13
 Bell, Jason '96-97-98-00
 Bell, Kahlil 2005-06-07-08
 Bell, Raymond '75-76-77
 Benenoch, Caleb 2013-14-15
 Benjamin, Warner '52-53-54
 Bennett, Brandon 2008-09
 Bennett, Drew '97-98-99-00
 Bennett, Tom '63
 Bennett, Tommy '92-93-95
 Benstead, Roy '58
 Benton, Carl '46-47
 Berg, Jim '70-71
 Bergdahl, Bob '54-55-56
 Bergdahl, Lenny '30-31-32
 Bergdahl, Mike '66
 Bergey, Bruce '68-69-70
 Bergman, Jim '60-61-62
 Bergmann, Paul '82-83
 Berliner, Myron '51-52-53
 Bernstein, Gary '67
 Berry, Joe '32
 Bethel-Thompson, McLeod '07
 Betts, Dean '58-59
 Beverly, Randy '86-87-88-89
 Bickers, Gary '64
 Biddle, Brooks '44-45
 Billington, Barry '56-57
 Binney, John '19-20
 Birlenbach, Scrib '25-26-27
 Birren, Don '55-56
 Bischof, Vince '67-68-69
 Bishop, George '23-24-25-26
 Bishop, Harold '27-28-29
 Blake, Tom 2007-08
 Blanton, Ed 2002-03-04-05
 Bleymaier, Gene '72-74
 Blinn, Steve '91-92-93
 Block, Chris '83-84
 Blower, Albert '44
 Boormeester, Peter '77-78-79
 Boghosian, Sam '52-53-54
 Bohlander, Bryce '99-00-01-02
 Bolden, Bill '67-68-69
 Bolin, Greg '83-84-85-86
 Bonds, Jim '88-89-90-91
 Bonzo, Steve '80-81-83-84
 Boom, Herbert '44-45-46
 Borden, Don '43-46
 Boschetti, Ryan '02-03
 Bosserman, Gordon '67-68-69
 Bosworth, Corey 2006-07-08-09
 Bosworth, Kyle 2005-06-07-09
 Bowens, Isaiah 2010-11-13
 Boyd, Brent '75-77-79
 Boyd, Jack '43-44-45
 Boyer, Verdi '32-33-34
 Boze, Dave '73-74
 Bradford, Conor 2011
 Bradley, Doug '54-55-56
 Bragg, Craig 2001-02-03-04
 Braly, Harold '48-49
 Brant, Kevin 2000-01-02-03
 Brant, Michael '77-78-79-80

Braunbeck, Dick '54
 Bray, James '85
 Breazell, Brandon 2004-05-06-07
 Breeding, Ed '42-46
 Breeand, Oran '51
 Brehaut, Richard 2009-10-11-12
 Breiniman, Ansel '29
 Brendel, Jake 2012-13-14-15
 Brennan, Brent '93-94
 Bresee, Horace '23-24-25
 Bright, Jim '71-72-73
 Brigida, Andrew '89
 Briley, Dave '73
 Brisbin, Kent '76-77-78
 Britten, Larry '51-52-53
 Broadwell, Brewster '36-37-38
 Brockington, Fred '77
 Brown, Brian '87-88-89-90
 Brown, Carl '27-28-29
 Brown, Dave '43
 Brown, Don '36
 Brown, George '47
 Brown, Jack '46-47-48
 Brown, Jayson 2013-14-15-16
 Brown, Jayson '97-98
 Brown, Jefferson '23-24
 Brown, Jim '54-55
 Brown, Jim '74-75-76
 Brown, Joe '38
 Brown, John '56-57-58
 Brown, Keith '96-97-98-99
 Brown, Kevin 2003-04-06-07
 Brown, Sam '53-54-55
 Brown, Theotis '76-77-78
 Brown, Trey 2004-05-06-07
 Browne, Henry '86
 Bruno, Frank '80-81-82
 Bryan, Jack '29
 Bryson, Brad '86-87-89
 Buchanan, Jim '49-50
 Buck, Steve '96
 Buenafe, Kevin '81-82-83-84
 Bukich, Steve '74-76-77-78
 Bunche, Malcolm 2014
 Burd, Sean 2015
 Burkley, Laurence '87-88-89
 Burks, Raymond '73-74-75-76
 Burnett, Anthony '87-88
 Burton, Brandon '16-17
 Burton, Jake '17
 Busby, Harold '66-67-68
 Bussell, Elmer '22
 Butler, Dick '57-58
 Butler, Homer '76-77
 Butler, Ron '80-81-82-84
 Butler, Steve '63-64-65
 Byrge, Zachary 2016

C

Cabrera, Oscar '97-98-99-00
 Caldwell, Cheyane '95-96-97-98
 Caldwell, Jack '33
 Callahan, Brian 2005
 Callies, Gary '62-63-64
 Cameron, Paul '51-52-53
 Campbell, Craig '70-71
 Campbell, Gary '70-71-72
 Campbell, Merle '43
 Campbell, William '45
 Cannon, Glenn '77-78-79-80
 Cantor, Izzy '36-37-38
 Cantor, Leo '39-40-41
 Capella, Greg 2010-11-12
 Capp, Don '46-47
 Caragher, Ron '86-87-88-89
 Carey, Nick 2001-02-03
 Boschetti, Ryan '02-03
 Carga, Dave '73-74
 Carney, Cormack '80-81-82
 Carroll, Frank '38-39
 Carroll, Randall 2009-10-11
 Carter, David 2008-09-10
 Carter, Donovan 2010-11-12
 Carter, Kaleaph '89-90-91-92
 Carter, Keith 2002-04
 Carter, Raymond 2008
 Carter, Reggie 2006-07-08-09
 Carver, Ron '69-70-71
 Cascales, Charles, '38-39
 Casciaro, Bob 2010
 Case, Ernie '41-45-46

Cashon, Charles '24-25
 Cass, Greg '92-93-94
 Cassaday, Ray '02
 Cassel, Marcus 2002-03-04-05
 Ceachir, Alexandru 2012
 Cephus, Frank '80-81-82-83
 Chaffin, Jeff '81-83
 Chai, Robert 2003-04-05-06
 Chalenski, Mike '90-91-92
 Chambers, Bill '46-47
 Champion, Cornell '64-66
 Champlin, John '66
 Chandler, Nate 2008-09-10-11
 Charles, Russel '72-73-74
 Chavore, Sherman '34-35-36
 Cheshire, Chuck '33-34-35
 Childers, Marion '45
 Chillar, Brandon, 2000-01-02-03
 Chrestman, John '68
 Christensen, James '91-92-94-95
 Christiansen, Bob '69-70-71
 Christiansen, Gregg '78-79-80
 Chudy, Craig '57-59-60
 Cid, Alberto 2011-12
 Claman, Alan '65-66-67
 Clark, Gene '71-73-74
 Clark, Jamal '93-94-95-96
 Clark, Jeff '90-91-92-93
 Clark, Kenneth '24-25-26
 Clark, Kenny 2013-14-15
 Clark, Matt 2001-02-03-04
 Clark, Walter '32-33
 Clayton, Mike '70-71
 Clayton, Tyson 2001-02-03
 Cleary, Robert 2002-04-05
 Clemente, Vito '95-96
 Clements, Bill '45-46-47-48
 Clements, Larry '98
 Cline, Darren '95-96-97
 Clinton, David '83-84-85-86
 Coats, Lee '31-32-33
 Cobbs, Anthony '93-94-95-96
 Cochran, Mike '71
 Cochran, Rod '57-58-59
 Coffman, Ricky '78-79-80-81
 Cogswell, Don '49-50
 Cohen, Jack '39-40
 Cole, Randy '90-91
 Coleman, Derrick 2008-09-10-11
 Coleman, Dick '43
 Coleman, Kenyon '97-98-99-01
 Colletto, Jim '63-64-65
 Collier, Travis '90-91-92-93
 Collins, Donald '19-20
 Collins, Vernon '23-24
 Collins, Willie '53
 Combs, Justin 2014-15
 Compton, Lynn '41-42
 Cook, Wayne '91-92-93-94
 Cooper, Gwen '67-68-69
 Cope, Bill '51
 Copeland, Ron '67-68
 Coppens, Gus '75-76-77
 Cornish, Frank '86-87-88-89
 Corral, Frank '76-77
 Cory, Frank '36
 Cotti, Dan '96-97
 Coulter, Michael '75-76-77
 Covington, Sean 2013
 Cowan, Joe 2003-04-05-07
 Cowan, Patrick 2006-07-08
 Cox, Chris '84
 Cox, Larry '64-65-66
 Cox, Robert '84-85
 Craft, Kevin 2008-09
 Craig, Bradley '90-91-92-93
 Craig, Paco '84-85-86-87
 Crawford, Bob '74-75-76
 Crawford, Lyndon '80-81-82-83
 Crecion, Gabe '96-97-99-00
 Cress, Robert '38
 Cronin, Kevin '84
 Cross, Brendan 2013
 Cross, Randy '73-74-75
 Cureton, Hardiman '53-54-55
 Cureton, Mickey '68-69
 Curran, Willie '78-79-80-81
 Curry, Dale '73-74-75
 Curti, Noah '40-41
 Cyburt, Colby 2015

D

Dabov, Dave '59-60
 Dailey, Pete '51-52-53
 Dalby, Dave '69-70-71
 Daluiso, Brad '89-90
 Daly, Marcus '95
 Daly, Rick '89-90-91-92
 Damron, Jeff '85-86-87
 Daniels, Tom '70-72
 Dankworth, Jeff '74-75-76
 Danoff, Troy '98-99-00-01
 Darby, Matt '88-89-90-91
 Dathe, Walt '61-62-63
 Davenport, Bob '53-54-55
 Davidson, Dick '68
 Davis, Akil '95-96-97
 Davis, Bruce 2004-05-06-07
 Davis, Bruce '75-76-77-78
 Davis, Chuck '62-63-64
 Davis, Craig '86-87-88-89
 Davis, Elvin '26-27
 Davis, John '57-58
 Davis, Mitt '52-53
 Davis, Richard '26
 Davis, Ricky '90-91-92-93
 Davis, Ron '77-78-79
 Davis, Roosevelt 2012-13-14-15
 Davis, Steve '84
 Dawson, Charles 2014-15-16
 Dawson, Jim '56-57-58
 Deakers, Rich '64-65-66
 Dean, Aundre 2008
 Dean, Jake 2008-09
 Debay, Terry '51-52-53-54
 DeBose, Ronnie '78-79-80
 DeBrow, David '46-47-48
 Decker, Jim '54-55
 Decker, Robert '30-31-32
 DeFrancisco, Nate '39-40-41
 Dellocono, Neal '81-82-83-84
 DeMartino, Jack '74-75
 Den Bleyker, Johnny '16-17
 Denis, Joe '34
 Denison, Micah '95
 Dennis, Ted '28-29
 Denton, Wes '86-87-88
 Derflinger, Paul '67
 Devlin, Thomas '25-26
 DeWitt, Brad '80
 Dial, Alan '84-85-86-87
 Dias, Bob '83
 Dickerson, George '34-35-36
 Dickerson, Matt 2014-15-16-17
 Dickey, Kevin '91-92-93
 Dickmann, Jeff 2011
 Diebolt, Doug '69
 Diehl, Ralph '22
 Dills, Preston '54-56
 Dimas, Mike '31
 Dimitro, Mike '46-47-48
 Dimkich, Mitch '60-61-62
 Dinaberg, Bob '57
 DiPaolo, Carmen '61-62
 Dobrow, David '46-47-48
 Donahue, Terry '65-66
 Donald, Dick '65-66
 Donatelli, Doug '82-83
 Dorrell, Karl '82-83-85-86
 Doud, Chuck '52-53
 Dougherty, James '41-42
 Dow, Norm '65-66
 Downey, Brett 2011-12
 Dragovic, Nikola 2004, 06-07
 Dressel, Dennis '56-57
 Drew, Maurice 2003-04-05
 Duarte, Thomas 2013-14-15
 Dubravac, Jon '98-99-00-02
 Duddleston, Tom '43
 Duffy, Ted '28-29
 Duffy, Bill '48
 Dufour, Dan '79-80-81-82
 Dummit, Dennis '69-70
 Duncan, Don '56-57
 Duncan, John '29-30-31
 Duncan, Norm '29-30-31
 Durbin, Steve '64-65-66
 Durden, Mike '79-80-81-82
 Dutcher, Bob '53-56
 Dutcher, Erwin '64-65-66

ALL-TIME LETTERWINNERS LIST

Dye, Cecil '39-40
Dye, Tony 2008-09-10-11

E
Easley, Kenny '77-78-79-80
Eatman, Irv '79-80-81-82
Eaton, Daniel 2015
Eaton, Edward '47-48-49
Ebell, Tyler 2002-03
Eby, Josh '94-95
Echols, Reggie '70-71-72
Eck, Keith '74-75-76
Edgar, Anthony '78-79 Edison,
Justin 2008-09-10-11
Edwards, Donnie '92-93-94-95
Edwards, Joshua 2007-08
Edwards, Oscar '75-76
Eiseaff, Eyoeph 2001-02-03-04
Ehrlich, Lyman '51
Ekbatani, Nick 2006, 08-09
Elias, Chris '77-78-79-80
Elias, Lou '56
Ellena, Jack '52-53-54
Elliott, Stacey '87-88
Ellis, Alan '70-71-72
Emanuel, Ben 2001-02-03-04
Embrue, Taylor 2008-09-10-11
Emesibe, Melvin 2012-13
Enger, Bob '55
Ennen, Henry '47
Epenesa, Seal'i 2010-11-12-13
Epstein, Herman '26-27-28
Erlich, Mickey '65
Erquiaga, John '65-66-67
Escher, Erik '78
Escher, Werner '50-51
Estwick, Mark '87-88-89
Evans, Mike '70
Evans, Ron '86-87
Evans, Shaquella 2011-12-13
Everett, Marcus 2004-05-06,08

F
Fade, Bill '44-45
Fafaul, Mike '16
Fagerholm, Rod '58
Fahl, Matt '73-74-75
Fairbairn, Ka'imi 2012-13-14-15
Faqa, Asi 2000-01-02-03
Farber, Stu '56
Fareed, Justin 2010
Farmer, Danny '96-97-98-99
Farmer, George '67-68-69
Farr, Andre '88-89-90-91
Farr, Mel '64-65-66
Farr Jr., Mel '84-85-86-87
Farr, Mike '86-87-88-89
Farris, Kris '96-97-98
Fauria, Joseph 2010-11-12
Fears, Charles '40-41-42
Fears, Tom '46-47
Feldman, Rudy '51-52-53
Felton, Demetric '17
Fenenbock, Charles '38-39
Ferguson, Donvel '35-36-37
Ferguson, Mark '79-81-82
Fernea, Ethan '17
Ferrell, Bobby '72
Fields, Earl '26-27-28
Fields, Jerry '49
Fien, Ryan '92-94-95
Fikse, Nate '99-00-01-02
Finlay, Jack '40-41-42
Finn, Charles '19
Finstad, Jim '62
Fiorentino, Tony '60-61-62
Fisher, Denzel 2015-16-17
Fitterer, Scott '93
Fitts, Kylie 2013
Flanagan, Mike '93-94-95
Fleming, Joe '26-27-28
Fletcher, Anthony '98-99-00-01
Fletcher, Bryan '98-99-00-01
Fletcher, John '31-32
Flintoft, Stefan '16-17
Florence, John '50-51
Flores, Mike '71
Flynn, Ed '50-51-52
Forbath, Kai 2007-08-09-10
Forbes, Ted '40-41

Forcier, Chris 2008
Ford, Greg '94
Ford, Jim '68-69
Forge, Weldon '95-96-97
Forge, James '77-78-79-81
Forster, George '28-29-30
Foster, DeShaun '98-99-00-01
Foster, Don '51-53
Fowler, John '75-76-77
Fox, Dennis 2001
Francis, Don '62-63-64
Francisco, Kent '62-63-64
Francois, Greg '83-84-85
Franey, David '86
Frankel, Lorry '71
Franklin, Johnathan 2009-10-11-12
Franklin, Scott '83-84-85
Frankovich, Lee '36-37
Frankovich, Mike '32-33-34
Frawley, John '36-38-39
Fraychineaud, Chuck '50-51
Frazier, Cliff '74-75
Freedman, Morris '65
Freitas, Steve '68-70
French, Marlon '27-28-29
Frost, Wallace '22-24-25-26
Fry, Art '72
Frye, Stuart '36
Fryer, Mike '72-73
Fuller, Devin 2012-13-14-15
Fuller, Rick '89-90-91-92
Funk, Fred '34-35-36
Funke, Sigfried '33-34
Fyson, Ed '45

G
Gaines, Gene '58-59-60
Galigher, Ed '70-71
Gallagher, Clay '72
Gallatin, Donovan '92-93
Gamble, Robert '90-91-92-93
Gane, Luke 2011-12-13
Garcia, Cristian 2015-16
Garcia, Robert 2004
Gardner, Earle '23-24-25
Garibaldi, Bob '83-84-85-86
Garratt, Mike '67-68-69
Gary, Joe '78-79-80-81
Gary, Richard '34
Gaschler, Randy '70-71-72
Gasser, Joe '82-83-84-85
Gaston, Dave '40-41
Geddes, Bob '68-69
Geitner, Adam '99
Gelfand, Chuck '55
Gemza, Steve '80-81-82-83
Gentosi, Giovanni 2015-16-17
Gertsman, Steve '56-57-58
Geverink, Al '61-62-63
Ghezzi, James '98-99
Ghormley, Dan '62
Gibbs, Dave '61-62-63
Gibbs, Johnny '77-78-79
Gibson, Alfred '28-29
Gideon, Aron '89-90-91-92
Gilbert, Dan '72
Gilbert, Fred '89
Gilmore, Dale '37-38-39
Givens, Quentin '92
Glasser, Jeff '84-85-86-87
Glicksberg, Scott 2005-06-07-08
Goforth, Randall 2012-13, 15-16
Goebel, Joe '83-84-85-86
Goines, Simon 2012-13
Golper, Todd 2011-12
Gomer, Dave '78
Gonzalez, Tyler 2011
Goodman, Brian '70-71
Goodman, Tahaan 2013-14-15-16
Goodrich, Paul '67
Goodstein, Maurice '28-29-30
Goodwin, Marvin '91-92-93
Gordon, Ike '78-79-80-81
Gordon, Scott '82-83
Gould, Stanley '26-27-28
Goynes, Chester '80
Graham, Danny '68-69
Graham, Doug '44
Graham, Jamie 2011
Graham, Keenan 2010-11-12-13

Grant, Wes '68-69
Grau, Jeff '98-99-00-01
Graves, Ryan 2006-07-08
Gray, Carlton '89-90-91-92
Gray, Rex '81-82
Greedy, Garrett '90-91-92-93
Greene, Gaston '84-85-86-87
Green, Jason '91-92-93-94
Green, Sandy '65-66-67
Greenwood, Carl '91-92-93-94
Greenwood, Marcus '84-85-86
Grider, Dallas, '65-66
Griffin, Cameron 2015-16
Grieb, Mike '95-96-97-98
Griffin, Edison '56
Griffin, Harold '66-67-68
Griffith, Chris '99-00-01-02
Griffith, Kim '67-68
Grissold, Hoxie '42-46
Grossman, Aubrey '29-31
Grounds, Randy '77
Groves, J.D. 2002-03
Grubb, Gerald '40-41
Gueringer, Ron '77
Gueringer, Tony '78
Guidry, Javelin '94-95-96-97
Guidry, Paul '93-94-95-96
Gully, Sean '94-95-96-97
Gunther, Rich '72
Gustafson, Mark '66-67-68
Gutman, Tom '60-61
Guyton, Brent '93-94
Guzman, Frank 2010

H
Hackett, Kyle '83
Haffner, Mike '61-63-64
Haight, Leslie '30
Hair, J.J. 2004-05-06
Hajimihalil, Peter 2014
Hakes, Randy '98-99
Hale, John 2005-06-07-08
Hale, Lynn '49
Hale, Tre 2011-12-13-14
Hall, Jake 2015
Hall, John 2000
Hall, Larry '79-80
Hall, Santi '98-99
Hampton, Kerns '30-32
Hampton, Russ '54-55
Handler, Sam 2014
Hansen, Howard '48-49-50
Hanson, Bob '44-45
Haralson, Burnett '19-20-22-23
Haradon, Howard '34
Harden, Wilbur '75-76
Hardin, Harold '74-75-76
Harkey, Cory 2008-09-10-11
Harmon, Mark '72-73
Harper, Joe '56-57-58
Harris, Akil 2000-01-02-03
Harris, Ahmaad 2014
Harris, Earl '35-36-37
Harris, Esker '55-56
Harris, Merle '36-38
Harris, Mike 2008-09-10-11
Harrison, Jason 2002-04
Harrison, Morrie '42
Hartmeier, Mike '82-83-84-85
Harvey, Clarence '43
Harwell, Brigham 2004-05-06, 08
Haslam, Fred '31-32-33
Haslam, Warren '38
Hassler, Edgar '31-32-33
Hastings, Charles '24-25-26
Hastings, John '34-35-36
Hatcher, Orville '46
Hauck, Bill '61-62-63
Havner, Spencer 2002-03-04-05
Heater, Adam 2008
Helm, John '78-79
Henderson, Bob '25-26-27
Henderson, Othello '90-91-92
Henderson, Scott '71
Henderson, Ted '85
Hendricks, Phil '70
Hendry, Robert '31-32-33
Henley, Darryl '85-86-87-88
Henry, Wally '74-75-76
Hermann, Johnny '53-54-55


Herrera, Andy '65-66-67
Herrera, Efen '71-72-73
Herrera, Mike '75
Hershman, Leo '49-50
Hesse, Don '39
Hester, Aaron 2010-11-12
Heydenfeldt, Bob '52-53-54
Hickman, Gale '62-63
Hickman, Justin 2004-05-06
Hicks, Chuck '59-60-61
Hicks, DuVal '95-96-97-98
Hicks, Skip '93-94-96-97
Hill, Austin 2011
Hill, Ernest '37-38-39
Hilliard, Dalton 2009-10-11-12
Hinslaw, Lynn '67
Hirshon, Hal '36-37-38
Hofmeister, Ryan 2012-13-14
Hohl, Mason '43
Hoisch, Alan '46-47
Holcomb, Eric '93-94-95
Holiday, DeChaun '16-17
Holland, Pete '96-97-98-99
Holland, Tyler 2007
Hollaway, Chuck '55-56
Hollingsworth, Cece '23-24-25
Hollins, Deon 2013-14-15-16
Holman, H. R. '43
Holmes, Damien 2009-10-11-12
Holmes, Damay 2017
Holmes, Fred 2004-05, 07
Hookano, Steve '71-72
Hopwood, Don '77-78
Horgan, Paul '63-64-65
Horta, Joe '50
Horton, Chris 2004-05-06-07
Horton, Myke '73-74
Horton, Troy '43
Hosea, Bobby '77-78
Houston, Lovell '99
Howard, Bob '52
Howard, Jack '43
Howard, Sean '88-89
Howard, Theo '16-17
Howell, Harper '80-81-82-83
Hoyt, Bill '46-47
Hubbard, Phil '76-77-78-79
Hudson, James '25-26-27
Hudspeth, Marcus '84-85-86
Huff, Doug '68-69-70
Huff, Robert '20
Hulick, Carl 2013-14-15
Hull, Ron '59-60-61
Huma, Ramogi '95-97-98
Hummel, Ben '87
Hundley, Brett 2012-13-14
Hunt, Howard '41-46
Hunt, Don '47-48-49
Hunter, Joe '99-00-01-02
Hurd, Eric 2013
Huse, Russell '28-29
Hutchins, Adam '83-86
Hutt, Eddie '64-65-66
Hutsfeldt, Drew 2014

I
Ileremia-Stansbury, Ed '98-99-00-01
Ilese, Nate 2013-14-15-16
Iloja, Bob '96
Ingils, Bill '52
Innes, Kody 2012
Ippolito, Tony '97-99
Irvin, P.J. 2006-07
Irvine, Gifford '84-85-86
Irwin, Ed '40-41
Isaia, Sale '91-92-93-94
Izmirian, Albert '42

J
Jackson, Chris '99-00
Jacobs, Brian '89-90
Jacobson, Abe '19
Jacobson, Don '28-29-31
Jacobson, Keith '88-89
Jacoby, Mike '74
Jack, Myles 2013-14-15
Jackson, Billy Don '77-78-79
Jackson, John '24-25-26
Jackson, Melvin '84-85-86-87
Jackson, Warren '62-63

Jamabo, Soso 2015-16-17
James, Andre '16-17
James, Gary '73
James, Jordan 2011-12-13-14
James, Mill'Von 2003-04
James, Stewart '20
Jarecki, Steve '82-83-84-85
Jarvis, William '24
Jaso, Jerry '69-70
Jasper, Shane '91-92-93-94
Jaurez, Mique 2017
Jefferson, Anthony 2012-13-14
Jennings, Charles '23-24-25
Jensen, Keith '61
Jensen, Roy '48-49-50
Jessen, James 2002
Jessup, Morris '25
Johns, Gerald '63-64
Johnson, Bret '89
Johnson, Chance '85-86-87-88
Johnson, Chris 2004
Johnson, Dominique 2007-08
Johnson, Ernie '46-47-48-49
Johnson, Jerry 2010-12
Johnson, Jim '58-59-60
Johnson, John 2015-16
Johnson, John '41-46
Johnson, Kermit '71-72-73
Johnson, Mitch '62-63-64
Johnson, Mitch '85
Johnson, Mossi, 2014-15-16-17
Johnson, Norm '78-79-80-81
Johnson, Rahyme '17
Johnson III, Stephen 2015
Johnston, Dan '67
Jolly, Mike '80-81
Jondle, Riley 2003-04-05-06
Jones, Anthony '94
Jones, Arthur '22-23-24-25
Jones, Brian '86
Jones, Carl '62-63
Jones, Datone 2008-09-11-12
Jones, Dick '45
Jones, Eugene '72-73
Jones, Frank '69-70
Jones, Gerald '78
Jones, Gordon, '30-31-32
Jones, Greg '67-68-69
Jones, Ike '50-51-52
Jones, Ivory '59-60
Jones, Jimmie '72-73
Jones, Malcolm 2010-11, 13
Jones, Ted '39-40
Jordan, Al '89-91-92
Jordan, Fritz '86-87-88
Jordan, Kevin '92-93-94-95
Jordan, Wes '83
Jorgensen, Bruce '68-69
Joseph, Chris 2004-05-06-07
Joyce, Cody '98-99-00-01
Juarez, Mique '17

Judge, Cameron 2013-14-15-16
K
Kahn, Mitch '74-75-76
Kase, George '92-93-94-95
Kealey, Pat '71-72
Keane, Andy 2010
Keating, David '86-87-88
Keeble, Joseph '31-32-33
Keefor, Robert '44-46-47
Keeton, Rocen '87-88-89-90
Keim, Paul '22
Kelly, Brian '88-89-90-91
Kelly, Jon '89-90
Kendall, Chuck '57-58
Kendricks, Eric 2011-12-13-14
Kendricks, Marv '70-71
Kennedy, Paul '91-92-93-94
Austin Kent '16
Ketchum, Gavin 2005-06,08-09
Key, R. F. (Ted) '34
Keyes, Dennis 2004-05-06-07
Keyes, Luther '50-51
Keyler, Courtney '90-91-92-93
Kezirian, Blane 2001-02-03
Kezirian, Ed '72-73
Kezirian, Rob '75-76
Kia, Micah 2006-07-08
Kibbe, George '26
Kibble, Robert 2005
Kidder, John '84-85-86-87
Kiefer, Ken '44-45-46
Kilmer, Bill '58-59-60
Kimble, Phil '74
King, Bob '57-58
King, Nelson '44-45
Kinney, Jack '40
Kipnis, Howard '77-78
Kirby, Dean '49-51
Kirschke, Travis '93-94-95-96
Kitchen, Bill '41
Kjeldgaard, Kipp '87-88-89
Klein, Jerry '64-65
Kline, Doug '85-86-87-88
Klosterman, Steve '72-73
Kluwe, Chris 2003-04
Knowles, Lee '82-83-84
Knox, Milton 2009
Knox, Ronnie '55
Knudson, Laddie '23
Knupper, Max '70-71
Kocher, Ken '98-99-00-01
Koral, David 2004-05
Kordakis, James '84
Koster, Jared 2011
Kral, Luke 2000-01
Krehbiel, Don '43
Kroeber, George '51
Kroener, Frank '36-37
Kuehn, Art '72-73-74
Kukulica, Rick '73-74



Spencer Havner, 2002-05

ALL-TIME LETTERWINNERS LIST

Kurrasch, Roy '42-45-46
Kuykendall, Fulton '72-73-74
Kvitky, Ben '39-40
Kyzivat, Louis '37-38-39

L
LaBrucherie, Bert '26-27-28
LaChapelle, Sean '89-90-91-92
Lacy, Kenny 2014-15-16
Lagace, Taylor 2013-14-15
Laidman, Dan '51-52
Lake, Carnell '85-86-87-88
Lake, Quentin 2017
Lambert, Dion '88-89-90-91
Lane, Herb '50-51
Lang, Walter '80-81-82
Langston, Guy '77
Lanis, Aleksey 2006-07
Larimore, Patrick 2009-10-11
Lasley, Jordan 2015-16-17
LaRose, Chad '91-92
Lassalette, Tom '88-91
Lassner, Jack '70-71-72
Lauter, Danny '80-81-82
Lawhorn, Kim '90-91-92-93
Lawrence, Teddy '92-93-94-95
Leal, Russ '70-71-72
Leckman, Arnold '49
Lee, Eugene '43-44-45
Lee, Kenny '74-75-76
Lee, John '82-83-84-85
Lee, Larry '78-79-80
Lee, Rodney '94-96-97
Leeka, Bill '56-57-58
Leggins, Bobby '79
Lehmann, Shane 2000-01-02-03
Leisle, Rodney 2000-01-02-03
Lembeck, Bert '26
Lemmerman, Alan '70-71-72
Leonard, Robert '46
Leoni, Eugene '81-82
Lepisto, Garrett 2001-02-03
Lepisto, Vic '64-66-67
Lescouille, Jack '40-41-42
Lesley, Jason '93
Leventhal, Barry '63-64-65
Levy, Dave '52-53
Lewand, Ray '48-50-51
Lewin, Kurt '57
Lewis, Jermaine '97-98-99-00
Lewis, Marcedes 2002-03-04-05
Lightner, Clifford '33
Lilyquist, Rodney '28
Link, Dennis 2000-01-02-03
Linn, Mike '89-90-91
Lippman, Melville '19-20
Littleton, Nkosi '90-91-92-93
Livesay, Ransom '32-33-34
Livingston, Cliff '50-51
Lloyd, Glenwood '29
Locke, Jeff 2009-10-11-12
Lockett, Bret 2005-06-07-08
Lockett, Will '16-17
Lockwood, Brian '87-88-89-90

Lo'Curto, John '61-62-63
Lodish, Mike '86-87-88-89
Lombard, Kenneth 2005-06-07
Lombard, Kory '98-99-00
London, Justin 2002-03-04-05
Long, Bob '52-53-54
Long, Don '56-57-58
Long, Freeman '25-26
Longo, Tony '58-59-60
Longo, Christopher 2013-14-15
Lorier, Benjamin 2003-04
Lott, Sinclair '32-33-34
Loudd, Rommie '53-54-55
Love, Duval '81-82-83-84
Love, Glenn 2008-09-10-11
Lucien, Devin 2012-13-14
Lucier-South, Keisean '16-17
Luster, Marv '58-59-60
Luther, Dylan 2015-16
Lyman, Brad '69-70-72
Lyman, Dell '38-39-40
Lynn, Johnny '75-76-77-78
Lyons, Damion '90

M
Macari, Frank '59-60-61
Mackey, Clarence '41
MacLachian, Bruce '48-49-50
MacPherson, Don '38-39-40
Maddox, Tommy '90-91
Magee, Danjuan '94-95-96-97
Maggio, Kirk '86-87-88-89
Mahan, Mike '83
Mahlstedt, Don '80-81-82
Maiava, Kai 2009-11
Main, Jim '76-77-78-79
Maizlish, Bryan '82
Makakaufaki, Saia '99-00-01-02
Malmberg, Don '42-43-45-46
Malone, James '88-89-90-91
Mancini, Don '71
Mandula, Francis '49-50
Manfro, Steven 2012-13
Manning, Bob '68-69-70
Manning, Don '65-66-67
Manning Jr, Ricky '99-00-01-02
Mannon, Mark '82-83-84
Manumaleuna, Frank '74
Marienthal, Mike '42-43
Markel, Art '43
Markey, Chris 2004-05-06-07
Markham, Dean '44-45
Markowitz, Barry '74
Marlett, Walter '41
Marsh, Cassius 2010-11-12-13
Marston, Charles '21
Martin, Travis 2007
Martinez, Mike '73-74
Marty, Pat '78
Marvin, Joe '49-50-51
Marvray, Ricky 2010-11-12
Mascarenas, Alex 2010-11
Masciola, Lou '76
Mason, Bill '57
Mason, Mike '79-80-81

Massey, Thaddeus '93-95-96
Massington, Eldridge 2014-15-16-17
Mastera, Jim '84-85-86
Matheny, Dwight '24-25-26
Matheny, Jim '55-56
Matheson, Martin '38-39-40
Matheson, Tony '67-68
Mathews, Ned '38-39-40
Mathis, Wendell 2002
Matthews, West '46-47-48-49
Maurer, Mark '47
Mayer, Vic '78-79
Mayfield, Paul '66
Maxwell, William '31-32-33
Mazzone, Grayson 2013
McAlister, James '72-73
McAtee, Tim '64-65-66
McBride, Tom '95-96-97-98
McCabe, Mike '44
McCaffrey, Mike '66
McCann, Ryan '99-00-01
McCarthy, Ellis 2012-13-14
McChesney, Bob '32-34-35
McClave, Andrew '91-92-93
McCloskey, Mike 2002-03-04-05
McClure, Darren '93-94-95-96
McConnaughey, James '47
McConnell, Lawrence '34-35-37
McCracken, Brendan '85-86-87-88
McCullough, Abdul '93-94-95-96
McCullough, Jim '82-83-84-85
McDermott, Connor 2014-15-16
McDermott, Kevin 2010-11-12
McDonald, Tevin 2011-12
McDougall, Gerry '54-55
McDougall, Thomas '24-25-26
McElroy, Jim '94-95-96-97
McElroy, Lee '67-68-69
McEwan, Scott '99-00-01
McFarland, Matt '77-78-79-80
McGaugh, Eugene '84
McGee, Jeremy 2006
McGill, Mark '86-87-88-89
McGue, Delbert '32-33
McIntire, Ken '63
McKay, Jack '54
McKay, Stan 2010-11-12-13
McKenzie, Leonard '42
McKenzie, Stuart '40-41
McKinley, Takkarist 2014-15-16
McKinley, Phil '73-74-75
McLandrich, Greg '68-69
McLaughlin, Leon '46-47-48-49
McMillan, Lloyd '29-30-31
McNairy, Louis '36
McNeal, Eric 2003-04-05-06
McNeal, Jeff '96
McNeill, Freeman '77-78-79-80
McNeill, Fred '71-72-73
McNown, Cade '95-96-97-98
McPherson, Pat '88-89-90
McReynolds, Kevin 2014
McSween, Alton '72-73
Meadors, Nate 2015-16-17
Meadows, Chris 2007-08
Medina, Ryan 2011-12
Medlock, Justin 2003-04-05-06
Mefferd, Frank '43
Mehr, Steve '85-86-87-88
Meigs, Raymond '19
Melsby, Brad '95-97-98-99
Mena, Xavier '46-50
Mengel, Matt 2014-15
Menifield, Bobby '85-86-87-88
Merrill, Mike '92
Merrill, William '32
Merten, Bjorn '93-94-95-96
Metcalf, Jack '58-59-60
Mewborn, Gene '81-82-83
Meyer, Rick '86-87-88-89
Meyers, Andy '95-96-97-98
Mike, Robert '46-47
Milum, Edward '29-30
Millan, Chad '94
Miller, Andy '87-88-89
Miller, Chuckie '83-84-85-86
Miller, Ed '50-51
Miller, Jamir '91-92-93
Miller, Jeff 2008-09
Miller, Jim '63-64-65

Miller, Kolton 2015-16-17
Miller, Mitch '93-94
Miller, Scott '89-90
Miller, Willie '73
Milliner, James '92-93-94-95
Michel, Howard '33
Mitchell, Freddie '98-99-00
Mitchell, Hal '49-50-51
Mitchell, Jim '37-38-39
Moala, Poasi 2014-15-16-17
Mociler, Paul 2001-02-03-04
Modster, Devon 2017
Mohl, Curt '77-78-79-80
Mok, Vince '70-71-72
Molina, Mike '76-77-78
Moline, Chad 2007
Moline, Chane 2006-07-08-09
Moline, Chase 2005-06-07-08
Molrine, Ron '23
Molson, JJ '16-17
Monahan, Steve '73-74
Montgomery, Blanchard '79-80-81-82
Montgomery, Jack '36-37-38
Montoya, Max '77-78
Moomaw, Donn '50-51-52
Moore, Bob '50-51
Moore, Jeff '98
Moore, Jevone '94-95
Moore, Marcus 2017
Moore, Matt 2002-03
Moore, Michael '90-91
Moore, Rahim 2008-09-10
Moore, Reggie '87-88-89-90
Moore, Reynaud '69-70
Moore, Terry '83-84
Moreau, Fabian 2012-13-14-15-16
Moreau, Ismael '92
Morehead, Terry '81-82
Moreno, Gil '53-54-55
Morgan, George '50
Morgan, Karl '79-80-81-82
Morgan, Kyle 2004-05
Morgan, Steve '99-00-01-02
Morris, Marvin '77-78
Morris, Nate '87
Morton, Dave '76-77
Morze, Mark '72
Moss, Idris 2003
Moss, Martin '78-79-80-81
Moutra, Antwon 2008-09
Moya, Ryan 2005-06-08-09
Moyneur, Paul '70-71-72
Mugler, Charles '25
Muir, Larry '90
Mulhaupt, Richard '29-30-31
Muller, Walter '32-33
Munro, Jack '43
Murdoch, Lawrence '35-36-37
Muro, Jeff '75-77-78
Murphy, Dennis '65-66-67
Murphy, Rex '48
Murphy, Tom '76
Murphy, William '33-34-35
Myers, Craig 2017
Myers, Jack '44-46-47

N
Naar, Joe '46
Nader, Jim '68-69-70
Nagel, Ray '46-47-48-49
Nanoski, John '73-74
Narleski, Ted '50-51-52
Nash, Robert '36-37
Nece, Ryan '98-99-00-01
Neighbor, Richard '44
Nelson, Byron '63-64-65
Nelson, Dan '45-46-47
Nelson, Danny 2004-05-06
Nelson, Don '45
Nelson, Glenn '29
Nelson, Harvey '28-29
Nelson, Kevin '80-81-82-83
Nelson, Paul '99
Neufeld, Ryan '95-96-97-98
Neuheisel, Jerry 2013-14-15
Neuheisel, Rick '81-82-83
Nevadomsky, Jason '95-97
Nguyen, Mike '91-92-93-94
Nichols, Perry '76

Nielsen, Ron '91-92
Nikcevic, John '46-47-48-49
Nnoruka, Chigozie 2017
Niusulu, C.J. 2002-03-04
Noble, Eugene '27-28-29
Nordli, Phil '32-33
Norfleet, Greg '72-73-74
Norfleet, Haughton '30-31-32
Norrie, David '82-83-84-85
Norris, Clarence '53-54
Norris, Michael 2004-05-07-08
Norris, Trusse '57-58-59
Norton, Ken '84-85-86-87
Norton, Pat 2001-02-03-04
Novitsky, Craig '90-91-92-93
Nowinski, Jeff '84-85
Noyes, Dave '63
Nuttall, Dave '66-67
Nwoke, Ted '92-93-94-95

O
Oatis, Shawn 2006-07
Obberma, Rick '76-77
Obidine, John '41-42
Odighizuwa, Osa 2017
Odighizuwa, Owamagbe 2010-11-12, 14
Odogwu, Sunny '17
Oesterling, Tim '69-70
O'Garro, Pete '51-55-56
Ogden, Beverly '29
Ogden, Jonathan '92-93-94-95
Oglesby, Paul '57-58-59
Ohaeri, Nnamdi 2002-03
Okunef, Gerry '53-54
Olaniyan, Aramide 2011-12-13
O'Leary, Prentice '62-63-64
Oliver, Al '72-73
Oliver, Homer '30-31-32
Oliver, Jim '67
Olmstead, Remington '33-34-35
Olorunfunmi, Bolu 2015-16-17
Olson, Ben '06-07-08
Olson, Carl '34-35-41
Olson, Drew 2002-03-04-05
Olson, Harold '19-20-21
Olson, Milo '26
Onwutuebe, Emmanuel '88-89-90-91
O'Quinn, Carrick '90-91-92-93
Oram, Phil '60-61-62
Oredugba, Oluokayode 2004-05
Orjioko, Kene 2012-13, 15
Ortiz, Jalen 2013-14
Osling III, Mo 2017
Otey, Dave '77-78-80-81
Overhauser, Chad '94-95-96-97
Overlin, Bill '38-39-40
Owen, Dave '51-52
Owens, James '75-76-77-78
Owens, Jerry 2000
Oxford, Rex '41

P
Pabico, Christian 2017
Pace, Gayle '49-50-51
Page, Charles '47
Page, Kenny '80-82-83
Page, Jarrad 2002-03-04-05
Pagni, Mike '92
Pahulu, Otieni '86
Paige, Bill '86-87-88-89
Painter, Earl '30
Palmer, Steve '53-54-55
Pankopf, Tory '83-84-85-86
Paopao, Tony '76
Pardi, Don '43
Parisi, Tillie '23-24
Parker, Maury '23
Parker, Vaughn '90-91-92-93
Parslow, Phil '56-57-58
Pasquale, Nick 2013
Pastre, George '46-47-48-49
Paton, George '88-89-90-91
Paton, Tom '59-60-61
Patterson, Ernest '32-33
Patton, Marcus '86-87-88-89
Patton, Thomas 2003
Paul, Don '43-44-46-47
Paul, Rick '65-66

Paulsen, Logan 2005-06-07-09
Pauly, Ira '51-52-53
Paus, Cory '99-00-01-02
Pavich, Mike '69-70-71
Payton, Jordan 2012-13-14-15
Peak, Loran '22-23-24-25
Pearce, Kent '73-74
Pearman, Greg '69-70-71
Pearson, Wade '65-66-67
Peddie, Will '43
Pederson, Don '73-75-76-77
Pedrini, Tom '43
Peek, Gerald '72-73
Peers, Ray '35-36
Pele, Pete '75-76
Penaranda, Jairo '79-80
Penner, Gerald '55-56
Pentecost, John '62-63-64
Perez, Aaron 2005-06-07-08
Perez, Louis '91-92
Perkins, Paul 2013-14-15
Pernecky, Paul '90-91-92-93
Perry, Tab 2000-01-02-04
Person, Barney '74-75
Pertulla, Rick '68
Peters, Adam 2001
Peters, Doug '54-55
Peterson, Cal '71-72-73
Peterson, Dan '55-57
Peterson, Dan '82
Peterson, Dave '56-57-58
Peterson, Dick '62-63-64
Peterson, Earl '70-71
Peterson, Elwin '25-26-27
Peterson, John '51-52-53-54
Peterson, Marion '45
Petrie, Roger '86
Pfeiffer, George '36-37-38
Phelan, Matt '97-98-99
Phifer, Roman '87-88-90
Phillips, Art '57-58-59
Phillips, George '41-42-44
Phillips, Jaelan 2017
Phillips, Sean '99-00-01-02
Phillips, Tony '82-83-84-85
Phinny, Sherman '37-38
Pickett, Adarius 2015-16-17
Pickert, Joe '85-86-87
Pieper, Billy '98-99
Pierce, Tyrone '94-95-96-97
Pierovich, John '57-58-59
Pierson, Ray '41-42
Pifferini, Bob '69-70-71
Pike, Charles '34-35-36
Pinkston, Pat '56
Pitre, Michael 2004-05-06
Pitts, Ron '81-82-83-84
Piver, Arthur '32
Plemmons, Brad '77-78-80-81
Polak, Brian '97-98-99-00
Poli-Dixon, Brian '97-98-00-01
Polizzi, Ignatius '46-48
Porter, Jack '45
Potter, Ken '82-83-84
Pottios, Moe '94
Presley, Morrell 2009-10
Preston, Steve '68-69
Price, Brian 2007-08-09
Price, Dennis '84-85-86-87
Price, Durell '96-97-98-99
Price, Sheldon 2009-10-11
Primus, James '84-85-86-87
Prince, Kevin 2009-10-11-12
Profit, Mel '61-62-63
Pryor, Jon '86-87-88-89
Puffer, Jeff '97
Purdy, Rick '66-67-68
Putnam, Bill '44

Q
Quessenberry, Scott 2013-14, 16-17
Quinby, Roy '21
Quarles, Bernard '79

R
Rae, James '88
Raffae, Alan '51
Rafferty, Thomas '31-32-33
Ramirez, Christian 2006-07-09-10



Ron Pitts, 1981-84

ALL-TIME LETTERWINNERS LIST



Nelson Rosario, 2008-11



Mike Sherrard, 1982-85



Matthew Slater, 2006-07

Ramsey, Herschel '72-73-74
 Ramsey, Tom '79-80-81-82
 Randle, David '82-83-84
 Raney, Jack '33
 Raney, Matt 2005
 Rasmus, Bob '27-28-29
 Rasshan, Osaar 2007
 Rassool, Alex 2017
 Ray, Billy '85-86-87-88
 Ray, George '25
 Ray, Joe '52-53-54
 Raymo, Jibril 2001-02
 Ream, John 2001
 Record, Clayton '70
 Redmond, Alex 2013-14-15
 Reece, Severn '75-76-77-78
 Reed, Jack '62
 Reed, Micah 2006-07-08
 Reel, Stanley '32-33
 Reemsten, Brian '90
 Rees, Danny 2009-10
 Reese, Devon '99-00-01
 Reese, Floyd '67-68-69
 Reese, Marcus '99-00-01-02
 Reeves, Doug '80
 Reichle, Art '35-36
 Reid, Scott '77-78
 Reidt, Eric '93
 Reiges, Ben '46-47
 Reinhard, Robert '29
 Reilly, Paul '86
 Remsberg, John '29
 Reyes, Bob '73-74-75
 Reynolds, Jim '64
 Reynosa, Mark '97-98
 Rice, Dan '71
 Rice, Jr., Jerry 2011-12
 Richards, Brian '92-93-94-95
 Richards, David '87
 Richardson, Bob '63-64-65
 Richardson, John '64-65-66
 Richardson, Paul '88-89-90-91
 Riddle, Everett '41-42
 Riggs, Darrell '48-49-50
 Riley, Glen '35-36
 Riley, Avon '79-80
 Riley, Dietrich 2010-11
 Rios, Marcus 2012, 14-15-16
 Riskas, Mike '57-58
 Rittman, Justin 2017

Roberts, Austin 2015-16-17
 Roberts, Dick '45
 Roberts, Gerry '72-73
 Roberts, Howard '29-30-31
 Robinson, George '35-36
 Robinson, G. H. '43
 Robinson, Jackie '39-40
 Robinson, Jerry '75-76-77-78
 Robinson, Raymond '78-79
 Robinson-Carr, Moses 2017
 Robotham, George '42-45
 Roenicke, Josh 2002
 Roesch, Johnny '43-44-46-47
 Rogers, Don '80-81-82-83
 Rogers, Alex 2013-14-15
 Rogers, Eric '83-85-86
 Rogers, Greg 2017
 Rohlinger, George '88
 Rohme, Mike '92-93-94-95
 Rohrer, Robert '43
 Roof, Mike '64-65-66
 Roques, Aaron '94-95-96-97
 Roques, Ryan '96-97-98-99
 Rosario, Nelson 2008-09-10-11
 Rosen, Josh 2015-16-17
 Rosenkrans, Joe '59-60-61
 Ross, Ben '34
 Russell, Eddie '20-21
 Rossi, Cal '44-45-46-47
 Roszkopf, Bob '23
 Rotstein, Jimmy 2007-08
 Rowell, Russell '80-81
 Rowland, Gene '45-46-47-48
 Rubinstein, Brian 2007
 Rubio, Chris '94-95-96-97
 Rubio, Garrett 2009
 Ruckman, Jeff '93-95-96-97
 Ruddy, Lorenz '22
 Ruettgers, Joe '38-39
 Ruhl, Phillip 2011-12-13
 Rumbaca, Phil '79
 Russell, Bob '44-45-46-47
 Russo, Mario '41
 Russom, Jerry '27-28-29
 Rutledge, Craig '83-84-85-86
 Ruziecki, Brian 2005-06
 Ryland, John '36-37-38

S
 Sabol, Joe '50-51-52
 Saenz, Ernie '77

Saffer, Mike '99-00-01-02
 Sailer, Chris '95-96-97-98
 Saipale, Toa '78-79-81-82
 Salsbury, Jim '51-52-53-54
 Samuel, Colin 2016-17
 Sanchez, Chris '92-94
 Sanchez, Lupe '79-80-82-83
 Sandifer, Bill '72-73
 Sandifer, Dominic '88-91
 San Jose, Bobby '87-88
 Sargent, Earl '35-36
 Sarpy, James '75-76-77
 Sarver, Joe '33
 Sauter, Chad '94-95-96-97
 Savage, Darius 2007-08-09-10
 Savainaea, Isaako 2013-14-15-16
 Schager, Darren '91-92-93-94
 Schell, Walt '35-36-37
 Schexnayder, Anthony '87-88-89-90
 Schmidt, Mark '86-87
 Schmidt, Pat '75-76
 Schmitt, Mike 2008-09-10
 Schneider, Bert '46
 Schoner, Bob '63
 Schroeder, Cliff '48-49
 Schroeder, Jay '80
 Schroeder, Robert '34-35-36
 Schrollner, Karl '92-93-94
 Schuh, Charlie 2005
 Schuhmann, Charlie '72-73-74
 Schwartz, Randy '62
 Schwenk, Vic '46
 Sciarra, John '72-73-74-75
 Sciarra, John 2002
 Scribner, Rob '70-71-72
 Scott, Burness '81-82
 Scott, Eric '95-96-97
 Scott, Tyler '95
 Scott, Tyler 2014-15
 Searl, Adam 2014, 16
 Seidman, Mike '99-00-01-02
 Selecky, Mark '87
 Senteno, Rick '78-79
 Sergel, Jack '22
 Sermons, Brandon 2009, 11-12-13
 Serwanga, Wasswa '96-97
 Settles, Gene '72-73-74
 Sharpe, Luis '78-79-80-81
 Shaw, Meech '89-90

Shelley, Dale '74
 Sheller, Henry '44-46
 Sheller, Sean 2010-11
 Shelton, Ken '91-92
 Sheppard, Craig 2007-09
 Sherrard, Mike '82-83-84-85
 Shinnick, Don '54-55-56
 Shinnick, Jerry '82-83-84-85
 Shipkey, Jeri '44-46-47
 Shipman, Travis '92-93-94-95
 Shirk, Marshall '59-60-61
 Shoemaker, Steve '75
 Shojima, Gyo '16-17
 Short, Dick '48-49-50
 Short, Keith 2000-01-02-03
 Shubin, John '37
 Shubin, William '39
 Siewierski, Jerzy 2007-08-09
 Simons, John '44
 Simpson, Clifton '27-28-29
 Simpson, David '85
 Simpson, Robert '39-40-41
 Simpson, Sherman '49
 Sims, Arthur '70
 Sindell, Steve '63-64
 Singler, Jake '26-27-28
 Singleton, Ezell '60-61-62
 Skaggs, Nathaniel 2005-07-08
 Slagle, Larry '65-66-67
 Slater, Matthew 2006-07
 Sloan, Steve 2008-09-10
 Smallley, Rod '91-92-93-94
 Smallley, Steve '67-68
 Smith, Arthur '26-29
 Smith, Bobby '59-60-61
 Smith, Brian '79
 Smith, Charles '30-31
 Smith, Chester '29
 Smith, Damon '96-97
 Smith, Dave '57
 Smith, Earl '59-60
 Smith, Earl '84-85
 Smith, Eric '84-85-86-88
 Smith, Frank '43
 Smith, Hal '55-56
 Smith, Jeff '74-75
 Smith, John '45
 Smith, John (Cappy) '50-51-52
 Smith, John '53-55
 Smith, Josh 2010-11

Smith, Julian '33-34
 Smith, Kevin '88-89-90-91
 Smith, Lee '77
 Smith, Mark '76
 Smith, Martin '19
 Smith, Milt '40-41-42
 Smith, Nathan (Skip) '58-59-60
 Smith, Ray '57-58-59
 Smith, Rob '61-62
 Smith, Ryan 2000-01-02-03
 Smith, Vic '41-42-44
 Smith, Willie '65-67
 Snead, William 2004-05-06-07
 Snelling, Ken '41-42
 Snyder, Greg '69-70-71
 Sochowski, Brad 2017
 Soenksen, Matt '92-93-94-95
 Sogoian, Justin '95-96
 Solari, Al '41-42
 Solid, Ken '44-45
 Solomon, Edward '27-29-30
 Soltis, John '90
 Sommers, Jack '38-39-40
 Sosnowski, Steve '76-77
 Spalding, Scott '88-89-90-91
 Sparlis, Al '41-42-45
 Spaulding, William '34-36
 Spencer, Octavious 2015-16-17
 Spielman, Art '42
 Spindler, Rich '65-66-67
 Spurling, Dennis '68-69
 Stabile, Bach '97
 Stalwick, Don '51-52-53
 Stamper, Bill '45-48
 Stanley, Charles '26
 Stanley, Jim '60-62-63
 Stanley, Matt '99-00-01
 Stanley, Steve '65-66-67
 Starks, Jalen '16-17
 Starks, Nate 2014-15-16
 Stauch, Scott '77-78-79-80
 Stawisky, Sam '33-34-35
 Steadman, Monte '39
 Steel, Greg '73
 Steele, Scott '68
 Steffen, Art '45-46-47-48
 Steffen, Jim '57-58
 Steiner, Les '46-47-48
 Stephens, Brandon '16-17
 Stephens, Frank '75-76-77

Stephens, Jason '98-99-00-01
 Stephens, Jimmy 2004-05
 Steponovich, Tony '67
 Stevens, Bob '59-60-61
 Stevens, Derek '90-91-92-93
 Stevens, Matt '83-84-85-86
 Stevens, William '19-20
 Stevenson, Scott '86-87
 Stewart, Brian '94
 Stickel, Walter '31-32
 Stiers, William '43
 Stiles, Bob '65
 Stits, Bill '51-52-53
 Stockert, Ernie '50-51-52
 Stoffen, Howard '29
 Stokes, J.J. '91-92-93-94
 Stokes, Reginald 2008-09-10
 Story, Al '59
 Storey, Sam '33-34
 Stout, Dave '60-61-62
 Strauch, Andrew '16
 Strawn, Dean '44
 Stretz, Grady '92-93-94-95
 Strode, Woody '37-38-39
 Strucula, Joey '97-98-99
 Stryker, Stephen '98-99-00-01
 Su'a-Filo, Xavier 2009, 12-13
 Sublett, Ryan 2013
 Sullivan, John '73-74-75
 Sullivan, Tom '79-80-81-82
 Sutherland, Lester '36-37-38
 Sutherland, Noah 2004-05-06-07
 Svensgaard, Ira '45
 Sweet, Logan 2012-13-14-15
 Sweetland, Pat '73-74
 Swick, Jim '73-74
 Sykes, Jim '64

T
 Taber, Norman '35-36
 Tagaloo, Boss '16-17
 Tamborski, Steve '70
 Tandy, John '26
 Tata, Vae '94-95-98
 Tava, Ainau 2015-16-17
 Tauscheck, Russell '44-45
 Tautofi, David 2002-03

ALL-TIME LETTERWINNERS LIST

Tautolo, John '77-78-79-80
 Tautolo, Ray '79
 Tautolo, Terry '74-75
 Taylor, Christian 2005-06-07
 Taylor, Eric '64
 Taylor, Greg '74-75-76
 Taylor, Junior 2002-03-04-06
 Taylor, Ryan 2010
 Taylor, Tommy '82-83-84-85
 Tava, Ainnu '16
 Tennell, Derek '83-84-85-86
 Tenningkeit, Tim '74-75-76
 Tepa, Iuta 2009-11
 Terry, John '26
 Terry, Nick 2016-17
 Tetrick, Steve '75-76-77
 Tevaga, Shannon 2004-05-06-07
 Theodore, Terry '82-83-84-85
 Theriot, Trevor 2007-09
 Thigpen, Damien 2009-10, 12-13
 Thoe, Rueben '28-29-30
 Thomas, Cliff '78-79
 Thomas, Jewerl '75-76
 Thomas, Jim '51-52
 Thomas, Larry '80-81-82
 Thomas, Robert '98-99-00-01
 Thompkins, Glenn '94-95-96-97
 Thompson, Almose '60-61
 Thompson, Charles 2004
 Thompson, Danny '85-86-87-88
 Thompson, Harry '48-49
 Thursty, Scott '23-24
 Tibbs, Burt '51
 Tiedemann, Bill '63
 Tiesing, Scot '79-81
 Tighe, Brian '91-92-93
 Timmons, George '24
 Tinsley, Phil '46-47-48
 Titensor, Glen '76-77
 Toailoa, Leni 2017
 Toailoa, Lokeni '16-17
 Toland, Don '40
 Toran, Najee 2015-16-17
 Townsell, Jojo '79-80-81-82
 Toy, Maury '88-89-90-91
 Treadaway, Jim '82
 Treat, Ben '58
 Trembley, Vic '72
 Tretter, Ron '66-68-69
 Tritt, Bill '45
 Trotter, Harry '33-34
 Troxel, William '37
 Truesdell, Steve '61-62-63
 Tuala, Siitupe '89-90
 Tuiasosopo, Manu '75-76-77-78
 Tuinei, Mark '78-79
 Tuioti-Mariner, Jacob 2014-15-16-17
 Turney, Terry '84-85-86-87
 Tunney, Clayton 2010
 Turner, Eric '87-88-89-90
 Turner, Jamil 2007
 Turner, Jimmy '78-80-81-82
 Turner, Marcus '85-86-87-88
 Turner, Travon '96-97-98-99
 Turney, Grayson '24-25
 Tyler, Ed '42
 Tyler, Randy '70-71-72
 Tyler, Wendell '73-74-75-76

U

Ulu-Perry, Fred 2015
 Umodu, Tobi 2010

V

Van Rodney 2004-05-06-07
 Vanderdoes, Eddie 2013-14, 16
 Van Dyke, Alex 2014-15-16-17
 Vanis, Mike '99-00
 Vannatta, Chuck '43-44
 Vassar, Brad '75
 Veal, Zeno '71
 Velasco, Alfredo '86-87-88-89
 Velasco, Louis '28
 Velega, Byron 2005
 Vena, Don '59-60-61
 Verner, Alterraun 2006-07-08-09
 Vernoy, Terry '70-71-72
 Versen, Walter '46
 Verti, Mark '96-97-98

Vieira, Steven 2001-02-03-04
 Viger, Joe '38-39
 Villalobos, Ray '86-87
 Villaneuva, Primo '53-54
 Vinci, Zach 2014
 Viney, Courtney 2008-09-10
 Vlack, Russ '46
 Von Sonn, Andy '60-61-62
 Vujovich, Roy '48-49

W

Waddell, Tom '72-73-74
 Waddleton, Tim '94
 Wade, Rick '16-17
 Wadood, Jaleel 2014-15-16-17
 Wagner, Jim '88-89-90
 Wahler, Jim '85-86-87-88
 Wai, Francis '37-38
 Waldron, Richard '30
 Walen, Mark '82-83-84-85
 Walendy, Craig '95-96-97-98
 Walker, Bruce '90-91-92
 Walker, John '61-62-63
 Walker, Ken '76-77-78
 Walker, Kenneth III 2012, 14-15-16
 Walker, Kevin '93-94-95
 Walker, Rick '74-75-76
 Walker, Rob '92-93-94-95
 Walker, Wesley 2002-03-04-05
 Wallace, Aaron 2012-13-14-15
 Wallace, Jim '57-58-59
 Wallen, Dick '56-57-58
 Walter, Charlie '20-21
 Walton, Bruce '70-71-72
 Walton, Cyril '25
 Walton, Gary '92-93-94-95
 Ward, Chris 2010-11
 Ward, Jess 2006-07-08-09
 Ward, Phillip '93-94-95-96
 Ware, Aaron 2006-07-08-09
 Ware, Matt 2001-02-03
 Ware, Tom '65-66
 Wariboko-Alali, Josh '16-17
 Warfield, Tim 2001-02-03-04
 Wargo, John '71
 Warnick, Russ '84-85-86-87
 Washington, Daron '91-92-93-94
 Washington, Kenny '37-38-39
 Washington, James '84-85-86-87
 Wassel, Doug '84-85-86-87
 Waterfield, Bob '41-42-44
 Waters, Gene '95-96
 Watson, Bob '48-49-50
 Watson, Jarvis '95
 Watts, Jack '44-46
 Way, Guy '50
 Wayland, Cory '89-90-91
 Webb, Josh '97-98-99-00
 Webb, Micah '97-98-99-00
 Weeden, Bob '57-61
 Weisman, Mark '97
 Weisstien, Julie '49-50-51
 Welch, Herb '83-84
 Wellendorf, Leonard '29-30-31
 Wentzel, Donald '25-26
 Werner, Matt '90-91-92-93
 Wescott, Walt '21-22-23
 West, Bert '44-45-46
 West, Doug '81-82-83
 Westgate, Sean 2008-09-10-11
 Westland, Duke '36
 Wetzell, Warren '63
 Wheeler, Bob '44-45
 White, Brett '74-75
 White, Gordon '22
 White, John '62-63
 White Jr., Manuel 2001-02-03-04
 White, Roger '53-54-55
 White, Tony '97-98-99-00
 White, Torian 2012
 Whitebook, Milt '39-40
 Whitenight, Tom '85-86-87
 Whitfield, Clint '56-57-58
 Whitfield, Eric '96-97-98-99
 Whitley, Zach 2014
 Whitney, Jerry '47
 Whittington, Aaron 2004-05-06-07
 Widmer, Don '67-68-69
 Wiener, Herb '40-41-42-43
 Wikert, Ryan 2000

Wilcox, Bryan '87-88
 Wilcox, Tom '26-27
 Wilder, Marc '88-89-90-91
 Wiley, Bryan '81-82-83-84
 Wiley, Micheal '96-97-98
 Wilford, David '98
 Wilkes, Rick '69-70
 Wilkins, Ryan '98-99-00
 Wilkinson, Bob '48-49-50
 Wilks, Deon '90
 Williams, Billy Bob '35-36-37
 Williams, Charles '31
 Williams, Dave '50
 Williams, Derrick 2004-05-06
 Williams, Dokie '78-79-80-82
 Williams, Eddie 2009-10
 Williams, Greg '73-74
 Williams, Jim '74-76
 Williams, Julius '98-99
 Williams, Kevin '89-90-91-92
 Williams, Lewis '52
 Williams, Michael '89-90-91-92
 Williams, Robin '39-40
 Williams, Rusty '99-00-01-02
 Williams, Shaun '94-95-96-97
 Williams, Steve '73

Williams, Steve '81-82-83
 Willis, Brandon 2012-13
 Willis, Matt 2005-06
 Willis, Priest 2013-14
 Willmer, Brian '94-95-96-97
 Willoughby, Howard '30
 Wills, Duane '59-60
 Wills, Shawn '88-89-90-91
 Wilson, Al '84-85
 Wilson, Caleb '16-17
 Wilson, Jordan '17
 Wilson, Kirk '56-57-58
 Wilton, Wilton '33-34
 Windom, Glenn '78-80-81
 Wingle, Blake '80-81-82
 Winnek, John '88-89-90-91
 Witcher, Dick '64-65
 Witt, Dean '43-44-46
 Woefle, Rod '42-45
 Wollard, Ron '76-77
 Womble, Wendell '34
 Wood, John '32
 Woodfin, London '91-92-93-94
 Woods, Bill '44-47
 Woods, Josh '16-17
 Woolley, Don '76

Worley, Blake '99-00
 Wright, Doc '21
 Wrightman, Tim '78-79-80-81
 Wyatt, Harold '20
 Wyrick, Clestine '36-37-38
 Wysocki, Ben 2012-13-14

Y

Yandall, Wade 2011
 Yearick, Clayton '32-33
 Yelich, Chris '80-81-82-83
 Young, Chuck '44
 Young, H. M. '43
 Young, Kenny 2014-15-16-17
 Young, Mike '81-82-83-84
 Yount, Christian 2007-08-09-10
 Yturralde, Martin '19
 Yurosek, Gary '56

Z

Zaby, Carl '74-75
 Zaby, John '36-39
 Zamano, Rosco '96
 Zarubica, Mladin '37-38-39
 Zdenek, Jason '97-00
 Zelinka, Bob '50-51
 Zeno, Eric '87

Zeno, Joe '60-61-62
 Zeno, Lance '87-88-89-90
 Zeno, Larry '62-63-64
 Ziilnskas, John '88-90
 Zimmerman, Kurt '65-66
 Zimmerman, Meyer '29
 Zumwalt, Erick 2014
 Zumwalt, Jordan 2010-11-12-13
 Zwaneveld, Onno '83-84-85-86

True Freshman Starters

Player	Pos.	Year
Darnay Holmes (10)	CB	2017
JJ Moison (10)	K	2016
Austin Kent (8)	P	2016
Johnny Den Bleyker (12)	LS	2016
Josh Rosen (13)	QB	2015
Jaleel Wadood (8)	S	2014
Caleb Benenoch (9)	OT	2013
Sean Covington (13)	P	2013
Myles Jack (12)	LB/RB	2013
Eddie Vanderdoes (7)	DL	2013
Alex Redmond (13)	OG	2013
Ka'imi Fairbairn (14)	K	2012
Simon Goines (13)	OT	2012
Omamagbe Odighizuwa (6)	DE	2010
Xavier Su'a-Filo (13)	OT	2009
Warfield, Tim (11)	CB	2009
Rahim Moore (12)	FS	2008
Taylor Embree (8)	WR	2008
Jeff Baca (8)	TE	2008
Cory Harkey (7)	OT	2008
Brian Price (5)	DT	2007
Chase Moline (9)	DT	2005
Shannon Tevaga (6)	OG	2004
Jarrad Page (10)	S	2002
Matt Ware (11)	CB	2001
Nate Fikse (11)	P	1999
Ricky Manning, Jr. (9)	CB	1999
Marques Anderson (5)	CB	1997
Cheyane Caldwell (5)	FB	1995
Cade McNown (9)	QB	1995
Chris Sailer (12)	P	1995
Javelin Guidry (4)	CB	1994
Jonathan Ogden (5)	OT	1992
Carlton Gray (8)	CB	1989
John Lee (12)	K	1982
Lupe Sanchez (8)	CB	1979
Norm Johnson (12)	K	1978†
Kenny Easley (10)	FS	1977
Billy Don Jackson (7)	DL	1977
Manu Tuiasosopo (5)	DL	1975
Ray Burks (8)	TE	1973

(Had to start more games than anyone else at the position to be listed)
 † Kicks only, as a freshman

Redshirt Freshman Starters

Player	Pos.	Year
Michael Alves	OG	2017
Andre James	OT	2016
Eldridge Massington	REC	2014
Ishmael Adams	CB	2013
Jake Brendel	C	2012
Brett Hundley	QB	2012
Torian White	OT	2012
Tevin McDonald	S	2011
Keenan Graham	DE	2010
Kevin Prince	CB	2009
Jonathan Franklin	TB	2009
Jeff Locke	P	2009
Steve Sloan	LB	2008
Mike Harris	OT	2008
Kai Forbath	K	2007
Reggie Carter	LB	2006
Aleksey Lanis	OT	2006
Aaron Perez	P	2005
Justin Medlock	K	2003
Tyler Ebell	TB	2002
Spencer Havner	LB	2002

Player	Pos.	Year
Mike McCloskey	C	2002
Eyoseph Efeaff	OG	2001
Rodney Leisle	DT	2000
Cory Paus	QB	1999
Mike Saffler	OG	1999
Rusty Williams	DE	1999
Blake Worley	OT	1999
Santi Hall	LB	1998
Ryan Nece	LB	1998
Jason Stephens	SS	1998
Kris Farris	OT	1998
Chad Overhauser	OT	1994
Bjorn Merten	K	1993
Donnie Edwards	OLB	1992
Carl Greenwood	CB	1991
Craig Novitsky	OT	1990
Vaughn Parker	OT	1990
Tommy Maddox	QB	1990
Courtney Keyler	P	1990
Bret Johnson	QB	1989
Matt Darby	SS	1988
Alfredo Velasco	K	1986
Dennis Price	SS	1984
James Washington	FS	1984
Kevin Buenafe	P	1981
Jojo Townsell	FL	1979

Four-Year Starters

Player	Pos.	Years
Scott Quessenberry	C	2013-17
Jaleel Wadood	DB	2014-17
Jake Brendel (school-best 52 starts)	C	2012-15
Ka'imi Fairbairn	K	2012-15
Jeff Baca	OG/T	2008-09, 11-12
Johnathan Franklin	RB	2009-12
Jeff Locke	P	2009-12
Sheldon Price	CB	2009-12
Kai Forbath	K	2007-10
Christian Yount	LS	2007-10
Reggie Carter	LB	2006-09
Trey Brown	CB	2004-07
Shannon Tevaga	OG	2004-07
Justin Medlock	K	2003-06
Jarrad Page	SS	2002-05
Nate Fikse	P	1999-02
Ricky Manning, Jr.	CB	1999-02
Cory Paus	QB	1999-02
Mike Saffler	OT	1999-02
Ryan Nece	LB	1998-01
Cade McNown	QB	1995-98
Chad Overhauser	OT	1994-97
Bjorn Merten	K	1993-96
Jonathan Ogden	OT	1992-95
Craig Novitsky	OG	1990-93
Vaughn Parker	OT	1990-93
Carlton Gray	CB	1989-92
Matt Darby	SS	1988-91
Alfredo Velasco	K	1986-89
James Washington	FS	1984-87
John Lee	K	1982-85
Kevin Buenafe	P	1981-84
Lupe Sanchez	CB	1979-80, 82-83
Jojo Townsell	FL	1979-82
Kenny Easley	FS	1977-80
Manu Tuiasosopo	DL	1975-78

All starter lists are 1972-Present

BOWL HISTORY

Rose Bowl

Georgia 9, UCLA 0 • January 1, 1943

PASADENA, Calif. — UCLA's first ever bowl appearance did not end on a successful note, as the Bulldogs defeated the Bruins. Playing one of its best games of the season, UCLA held the Bulldogs scoreless for three quarters. However, the powerful UGA defense held the Bruins without any points as well. On the first play of the fourth quarter, Georgia's Red Boyd blocked Bob Waterfield's punt deep in the end zone for a safety. Georgia later added a touchdown following an interception of a Waterfield pass by Clyde Ehrhardt. The Bulldogs' All-American Frankie Sinkwich powered over from the one-yard line for the lone touchdown in the contest.

Scoring

Georgia	0	0	0	9	—	9
UCLA	0	0	0	0	—	0

Attendance: 90,000.

Scoring: UGA—Red Boyd blocks Bob Waterfield's punt for an automatic safety. UGA—Frankie Sinkwich, 1-yard run. Leo Costa converts.

Georgia		UCLA
24	First Downs	5
61/212	Carries/Net Yards Rushing	26/97
161	Net Yards Passing	62
30/12/2	Passes Att./Comp./Int.	15/4/4
91/373	Total Plays/Total Yards	41/159

Top Individuals

Rushing — Trippi (G) 27-115-0; Snelling (U) 5-41-0; Sinkwich (G) 11-33-1.

Rose Bowl

Illinois 45, UCLA 14 • January 1, 1947

PASADENA, Calif. — The Bruins scored their first-ever post-season points when quarterback Ernie Case scored on a sneak to give the Bruins a slim 7-6 first-quarter lead. However, it was the fourth-ranked Illini who tallied quickly and often, outscoring unranked UCLA 39-7 from that point on en route to a 45-14 victory. Illinois dominated the Bruins on the ground, compiling 320 yards to the Bruins 62. UCLA's Al Hoisch returned Illinois kicker Don Maechtle's kickoff 103 yards, establishing a Rose Bowl record which still stands today.

Scoring

Illinois	6	19	0	20	—	45
UCLA	7	7	0	0	—	14

Attendance: 93,000.

Scoring: IL—Julius Rykovich, 1-yard run. Kick failed. UCLA—Ernie Case, 1-yard sneak. Case converts. IL—Buddy Young, 2-yard run. Don Maechtle converts. IL—Paul Patterson 4-yard run. Kick failed. IL—Perry Moss 1-yard sneak. Kick blocked. UCLA—Al Hoisch returns Maechtle's kickoff 103 yards. Case converts. IL—Young, 1-yard run. Maechtle converts. IL—Ruck Steger, 68-yard interception return. Kick failed. IL—Stan Green, 20-yard interception return. Maechtle converts.

Illinois		UCLA
23	First Downs	12
64/320	Carries/Net Yards Rushing	32/62
78	Net Yards Passing	176
15/4/2	Passes Att./Comp./Int.	29/13/4
79/398	Total Plays/Total Yards	61/238

Top Individuals

Rushing — Rykovich (I) 18-103-1; Young (I) 20-103-2; Patterson (I) 5-57-1; Hoisch (U) 4-27-0; Rossi (U) 10-23-0; Passing — Case (U) 24-11-2-165-0; Moss (I) 8-3-0-65-0.

Rose Bowl

Michigan State 28, UCLA 20 • January 1, 1954

PASADENA, Calif. — Fifth-ranked UCLA completely dominated the first half of the game and capitalized on two Spartan fumbles to score the first 14 points in the contest. However, a missed blocking assignment allowed MSU's Ellis Duckett room to block a Paul Cameron kick and score from the Bruin six-yard line with 4:45 left in the half. The Bruins left the field at halftime ahead 14-7 after allowing No. 3 Michigan State only one completed pass, for a seven-yard loss, and a net gain of 56 total yards.

MSU outscored the Bruins 14-0 after two long third quarter drives to grab a 21-14 lead. After another Spartan fumble, Cameron connected on a 28-yard pass to Rommie Loudd who made a great leaping catch. The reception pulled the Bruins to within one point, 21-20 with 12:36 to play in the fourth quarter. UCLA failed on its conversion attempt, leaving the Spartans clinging to a one-point

lead. Bruin hopes of regaining the lead were thwarted when Billy Wells returned a Cameron punt 62 yards for a touchdown with 4:51 left in the game.

Scoring

Michigan State	0	7	14	7	—	28
UCLA	7	7	0	6	—	20

Weather: Sunny. Attendance: 100,500.

Scoring: UCLA—Bill Stits 13-yard pass from Paul Cameron. John Hermann converts. UCLA—Cameron, 2-yard run. Hermann converts. MSU—Ellis Duckett, 6-yard blocked punt return. Evan Slonac converts. MSU—LeRoy Bolden, 1-yard run. Slonac converts. MSU—Billy Wells, 2-yard run. Slonac converts. UCLA—Rommie Loudd, 28-yard pass from Cameron passes 28 yards to Rommie Loudd. Kick failed. MSU—Wells, 62-yard punt return. Slonac converts.

Michigan State		UCLA
14	First Downs	16
53/195	Carries/Net Yards Rushing	40/90
11	Net Yards Passing	152
10/2/1	Passes Att./Comp./Int.	24/9/2
63/206	Total Plays/Total Yards	64/242

Top Individuals

Rushing — Wells (M) 14-80-1; Bolden (M) 14-52-1; Stits (U) 5-25-0; Davenport (U) 8-22-0; Dailey (U) 7-20-0; Villaneuva (U) 5-17-0; Passing — Cameron (U) 22-9-1-152-2; Yewcic (M) 8-2-1-11-0; Receiving — Stits (U) 2-46-1; Hermann (U) 2-15-0; Heydenfeldt (U) 1-33-0; Loudd (U) 1-28-1; Bolden (M) 1-18-0.

Rose Bowl

Michigan State 17, UCLA 14 • January 1, 1956

PASADENA, Calif. — David Kaiser's field goal with seven seconds remaining provided a sensational finish to a spectacular game as the second-ranked Spartans earned a 17-14 decision over fourth-ranked UCLA. The Bruins scored first when fullback Bob Davenport scored from the two-yard line four plays after Jim Decker picked off an Earl Morrall pass. Michigan State scored the next two touchdowns but the Bruins tied the score at 14 in the fourth quarter when Doug Peters dove over from the one-yard line. With time running out in the game, UCLA was called for an intentional grounding infraction which pushed the ball back to its own one-yard line. A poor punt gave the Spartans the ball at the UCLA 40. However, the Bruins were cited for interference with the kick returner and the Spartans received the ball at the Bruin 19, setting up Kaiser's game-winning 41-yard field goal.

Scoring

Michigan State	0	7	0	10	—	17
UCLA	7	0	0	7	—	14

Attendance: 100,809.

Scoring: UCLA—Bob Davenport, 2-yard run. Jim Decker converts. MSU—Clarence Peaks, 13-yard pass from Earl Morrall. Gerald Planutis converts. MSU—John Lewis, 67-yard pass from Peaks. Planutis converts. UCLA—Doug Peters, 1-yard run. Decker converts. MSU—David Kaiser, 41-yard field goal.

Michigan State		UCLA
18	First Downs	13
50/251	Carries/Net Yards Rushing	42/136
33	Net Yards Passing	61
18/6/2	Passes Att./Comp./Int.	10/2/1
68/381	Total Plays/Total Yards	52/197

Top Individuals

Rushing — Kowalczyk (M) 13-88-0; Planutis (M) 12-66-0; S. Brown (U) 14-63-0; Davenport (U) 10-26; Passing — Knox (U) 8-2-1-61-0; Morrall (M) 15-4-2-38-1; Peaks (M) 2-1-0-67-1; Receiving — Peaks (M) 3-40-1; Decker (U) 1-47; Loudd (U) 1-14.

Rose Bowl

Minnesota 21, UCLA 3 • January 1, 1962

PASADENA, Calif. — With 16 players returning from their 1961 Rose Bowl loss, the Golden Gophers were primed and ready for the 1962 edition, and they used that experience to defeat the Bruins, 21-3. The Bruins opened the scoring when Bobby Smith kicked a 28-yard field goal at the 8:40 mark of the first quarter. However, that was all the offense the Bruins could muster and Minnesota scored touchdowns in the first, second, and fourth quarters.

Scoring

Minnesota	7	7	0	7	—	21
UCLA	3	0	0	0	—	3

Weather: Sunny. Attendance: 98,214.

Scoring: UCLA—Bobby Smith, 28-yard field goal. MINN—Sandy

Stephens, 1-yard run. Tom Loechler converts. MINN—Bill Munsey, 3-yard run. Loechler converts. MINN—Stephens, 2-yard run. Loechler converts.

Minnesota		UCLA
21	First Downs	8
55/222	Carries/Net Yards Rushing	34/55
75	Net Yards Passing	52
11/7/0	Passes Att./Comp./Int.	8/5/0
66/297	Total Plays/Total Yards	42/107

Top Individuals

Rushing — Alexander (U) 10-48-0; Stephens (M) 12-46-2; Dickson (M) 12-45-0; Smith (U) 10-8-0. Passing — Stephens (M) 11-7-0-75-0; B. Smith (U) 5-2-0-22-0; Singleton (U) 2-2-0-18-0. Receiving — Alexander (U) 3-26-0; Cairns (M) 2-24-0; Zeno (U) 1-14-0; Hauck 1-12-0.

Rose Bowl

UCLA 14, Michigan State 12 • January 1, 1966

PASADENA, Calif. — Fifth-ranked UCLA earned its first Rose Bowl victory by upsetting No. 1-ranked and previously unbeaten, Michigan State. Quarterback Gary Beban ran for two touchdowns and threw for 147 yards in leading the Bruins to victory. UCLA took a 7-0 lead on the first play of the second quarter on a one-yard run by Beban after John Erquiaga had recovered a fumbled punt return. A successful onside kick was recovered by Dallas Grider at the MSU 42-yard line. A 21-yard run by Mel Farr and a 20-yard pass from Beban to Kurt Altenberg gave the Bruins the ball at the one-yard line. On the next play, with 11:50 left in the first half, Beban sneaked in for a touchdown and a 14-0 lead. Michigan State finally got on the scoreboard in the fourth quarter when Bob Apisa scored on a 38-yard run at the 6:13 mark but the Spartans failed on a two-point pass attempt. On the next series, Bubba Smith partially blocked Larry Cox's punt to give MSU the ball at the UCLA 49. Steve Juday finished off a 14-play scoring drive with a one-yard sneak with 31 seconds to play. Bob Stiles and Grider stopped Apisa short of the goal line on the two-point try.

Scoring

Michigan State	0	0	0	12	—	12
UCLA	0	14	0	0	—	14

Weather: Sunny 65°. Attendance: 100,087.

Scoring: UCLA—Gary Beban, 1-yard run. Kurt Zimmerman converts. UCLA—Beban, 1-yard run. Zimmerman converts. MSU—Bob Apisa, 38-yard run. Steve Juday's pass failed. MSU—Juday, 1-yard run. Apisa run failed.

Michigan State		UCLA
13	First Downs	10
46/204	Carries/Net Yards Rushing	41/65
110	Net Yards Passing	147
22/8/3	Passes Att./Comp./Int.	20/8/0
68/314	Total Plays/Total Yards	61/212

Top Individuals

Rushing — C. Jones (M) 20-113-0; Apisa (M) 4-49-1; Lee (M) 15-41-0; Farr (U) 10-36-0; Beban (U) 25-14-2; Horgan (U) 5-12-0. Passing — Beban (U) 20-8-0-147-0; Juday (M) 18-6-3-80-0; Raye (M) 4-2-0-30-0. Receiving — Washington (M) 4-81-0; Altenberg (U) 3-55-0; Nelson (U) 2-29-0.

Rose Bowl

UCLA 23, Ohio State 10 • January 1, 1976

PASADENA, Calif. — On Jan. 1, 1976, the 11th-ranked Bruins returned to Pasadena to take on Woody Hayes' top-ranked Ohio State Buckeyes and two-time Heisman Trophy winner Archie Griffin. During a first half in which Ohio State had the ball for 20 of the 24 minutes, kicker Tom Klaban provided the only points with a second-quarter field goal, giving the Buckeyes a 3-0 halftime lead. The Bruins tied the game early in the third quarter on a 33-yard field goal by Brett White. On UCLA's next possession, John Sciarra and Wally Henry hooked up on a 16-yard touchdown play. Late in the third quarter, Sciarra and Henry combined for a 67-yard touchdown play. OSU's Pete Johnson countered with a three-yard touchdown but Wendell Tyler, who rushed for 172 yards, countered with a 54-yard touchdown. Sciarra was named Rose Bowl MVP for completing 13-of-19 passes for 212 yards and two touchdowns.

Scoring

Ohio State	3	0	0	7	—	10
UCLA	0	0	16	7	—	23

Weather: Clear 60°. Attendance: 105,464.

Scoring: OSU—Tom Klaban, 42-yard field goal. UCLA—Brett White, 33-yard field goal. UCLA—Wally Henry, 16-yard pass from

BOWL HISTORY

John Sciarra. White kick failed. UCLA—Henry, 67-yard pass from Sciarra. White converts. OSU—Pete Johnson, 3-yard run. Klaban converts. UCLA—Wendell Tyler, 54-yard run. White converts.

Oho State		UCLA
20	First Downs	19
51/208	Carries/Net Yards Rushing	47/202
90	Net Yards Passing	212
18/7/2	Passes Att./Comp./Int.	19/13/2
69/298	Total Plays/Total Yards	66/414

Top Individuals

Rushing — Tyler (U) 21-172-1; Griffin (O) 17-93-0; Johnson (O) 19-70-1. Passing — Sciarra (U) 19-13-2-212-2; Greene (O) 18-7-2-90-0; Receiving — Henry (U) 5-113-2; Andersen (U) 3-39-0; Baschnagel (O) 3-26-0.

Liberty Bowl

Alabama 36, UCLA 6 • December 20, 1976

MEMPHIS, Tenn. — The 1976 Liberty Bowl marked the first time the Bruins participated in a bowl game other than the Rose, but were soundly defeated by the Crimson Tide in a game played in windy and near-freezing conditions. No. 16 Alabama took control early, scoring 17 first quarter points on a Bruin team that had allowed only 23 all year. Alabama pulled away to a 30-0 lead before running back Theotis Brown dashed 61 yards for the lone score by the No. 7 Bruins. UCLA totaled 380 offensive yards, but committed four turnovers and was stopped on downs inside the Alabama five-yard line on two occasions. Brown (1,092) and Wendell Tyler (1,003) became the school's first twin-thousand yard rushers for a season during the contest.

Scoring

Alabama	17	7	3	9	—	36
UCLA	0	0	0	6	—	6

Weather: Windy 34°. Attendance: 52,736.

Scoring: ALA—Buckey Berrey, 37-yard field goal. ALA—Barry Krauss 44-yard interception return. Berrey converts. ALA—Johnny Davis, 2-yard run. Berrey converts. ALA—Jack O'Rear, 20-yard pass from Tony Nathan. Berrey converts. ALA—Berrey, 25-yard field goal. ALA—Berrey, 28-yard goal. UCLA—Theotis Brown 61-yard run. Corral kick failed. ALA—Rick Watson, 1-yard run. Berrey pass failed.

Alabama		UCLA
23	First Downs	17
52/268	Carries/Net Yards Rushing	49/233/1
104	Net Yards Passing	147
11/8/0	Passes Att./Comp./Int.	18/10/3
63/372	Total Plays/Total Yards	67/380

Top Individuals

Rushing — Brown (U) 16-102-1; Nathan (A) 9-67-0; Dankworth (U) 15-60-0; Tyler (U) 17-59-0; Davis (A) 11-59-1. Passing — Dankworth (U) 17-10-3-147-0; Rutledge (A) 7-5-0-53-0. Receiving — Brown (U) 3-24-0; Newsome (A) 2-13-0; Walker (U) 2-44-0; O'Rear (A) 2-16-1; Neal (A) 2-45-0.

Fiesta Bowl

UCLA 10, Arkansas 10 • December 25, 1978

TEMPE, Ariz. — On Christmas day in Tempe, AZ, the 15th-ranked Bruins and eighth-ranked Razorbacks played to a 10-10 tie. Running back James Owens totaled 121 yards and Theotis Brown added 84 more as offensive standouts for the Bruins. After Arkansas grabbed a 10-0 halftime lead, the Bruin defense took charge, and the offense produced the game-tying points in the second half on a field goal by Peter Boermeester and a 15-yard run by quarterback Steve Bukich, making his only start of the season.

Scoring

Arkansas	0	10	0	0	—	10
UCLA	0	0	3	7	—	10

Weather: Sunny 70°. Attendance: 55,202.

Scoring: ARK—Roland Sales, 4-yard run. Ismael Ordenez converts. ARK—Ordenez, 37-yard field goal. UCLA—Peter Boermeester, 41-yard field goal. UCLA—Steve Bukich, 15-yard run. Boermeester converts.

Arkansas		UCLA
19	First Downs	14
51/200	Carries/Net Yards Rushing	55/255
78	Net Yards Passing	61
24/13/2	Passes Att./Comp./Int.	11/4/2
75/278	Total Plays/Total Yards	66/316

Top Individuals

Rushing — Owens (U) 17-121-0; Cowins (A) 24-89-0; Brown (U) 11-84-0. Passing — Calcagni (A) 16-11-0-49-0; Bukich (U) 11-4-2-61-0. Receiving — Clay (A) 3-11-0; Eckwood (A) 3-(-1)-0; Reece (U) 2-36-0. Tackles — Muro (U) 19; Robinson (U) 15; Tuiasosopo (U) 13.

Bluebonnet Bowl

Michigan 33, UCLA 14 • December 31, 1981

HOUSTON, Texas — In what would be their last bowl defeat for over a decade, No. 19 UCLA was held to 33 yards rushing in the 33-14 loss to No. 16 Michigan. Despite its inability to move the ball, UCLA trailed by only five points midway through the final period. With 7:37 remaining in the contest, the Bruins closed to within 19-14 when Tom Ramsey threw his second touchdown pass of the game, 16th of the year, covering nine yards to Tim Wrightman. Michigan answered with a couple of touchdowns in the final five minutes, including one with just eight seconds remaining in the game, to produce the deceptively large final margin.

Scoring

Michigan	10	0	3	20	—	33
UCLA	0	0	7	7	—	14

Weather: 72° (indoors). Attendance: 40,309.

Scoring: MICH—Ali Haji-Sheikh, 24-yard field goal. MICH—Anthony Carter, 50-yard pass from Steve Smith. Haji-Sheikh converts. UCLA—Jojo Townsell, 17-yard pass from Tom Ramsey. Norm Johnson converts. MICH—Haji-Sheikh, 47-yard field goal. MICH—Butch Woolfolk, 1-yard run. Run failed. UCLA—Tim Wrightman, 9-yard pass from Ramsey. Johnson converts. MICH—Smith, 9-yard run. Haji-Sheikh converts. MICH—B.J. Dickey, 5-yard run. Haji-Sheikh converts.

Michigan		UCLA
25	First Downs	14
54/315	Carries/Net Yards Rushing	33/33
168	Net Yards Passing	162
16/10/0	Passes Att./Comp./Int.	26/12/2
70/483	Total Plays/Total Yards	61/195

Top Individuals

Rushing — Woolfolk (M) 27-186-1; Smith (M) 10-64-1; Nelson (U) 18-33-0. Passing — Smith (M) 15-9-0-152-1; Ramsey (U) 25-12-1-162-2. Receiving — Carter (M) 6-127-1; Carney (U) 5-89-0; Townsell (U) 3-37-1. Tackles — Rogers (U) 13; Montgomery (U) 11.

Rose Bowl

UCLA 24, Michigan 14 • January 1, 1983

PASADENA, Calif. — The fifth-ranked Bruins began their record-setting bowl streak by defeating the 19th-ranked Michigan Wolverines, 24-10, in the 1983 Rose Bowl. Earlier in the year, the two teams had played in Ann Arbor and the Bruins had rallied from a 21-0 second-quarter deficit for a 31-27 victory. UCLA, 9-1-1 during the regular season, outscored the Wolverines 10-0 in the first half on Tom Ramsey's one-yard touchdown run and John Lee's 39-yard field goal. Michigan closed the gap to three points early in the third quarter, but Danny Andrews countered with a nine-yard touchdown scamper. The Bruins put the game out of reach with just over eight minutes remaining when Blanchard Montgomery intercepted a pass and returned it 11 yards to make the score 24-7. Ramsey was voted Player of the Game, completing 18 of 25 passes for 162 yards.

Scoring

Michigan	0	0	7	7	—	14
UCLA	7	3	7	7	—	24

Weather: Clear 70°. Attendance: 104,991.

Scoring: UCLA—Tom Ramsey, 1-yard run. John Lee converts. UCLA—Lee kicks 39-yard field goal. MICH—Eddie Garrett, 1-yard pass from Dave Hall. Ali Haji-Sheikh converts. UCLA—Danny Andrews, 9-yard run. Lee converts. UCLA—Blanchard Montgomery 11-yard interception return. Lee converts. MICH—Dan Rice, 4-yard pass from Hall. Haji-Sheikh converts.

Michigan		UCLA
19	First Downs	19
38/110	Carries/Net Yards Rushing	47/181
209	Net Yards Passing	162
34/19/3	Passes Att./Comp./Int.	25/18/0
72/319	Total Plays/Total Yards	72/343

Top Individuals

Rushing — Ricks (M) 23-88-0; Nelson (U) 11-48-0; Cephus (U) 8-46-0; Andrews (U) 12-42-1. Passing — Ramsey (U) 25-18-0-162-0; Hall (M) 24-13-2-155-2; Smith (M) 9-6-0-54-0. Receiving — Bergmann (U) 6-48-0; Dunaway (M) 5-110-1; Carter (M)

5-59-0; Townsell (U) 4-45-0. Tackles — Rogers (U) 11; Montgomery (U) 9; Knowles (U) 9.

Rose Bowl

UCLA 45, Illinois 9 • January 2, 1984

PASADENA, Calif. — Unranked UCLA won its fourth straight Rose Bowl, upsetting highly-favored No. 4 Illinois (10-1 entering the game). Quarterback Rick Neuheisel, who was ill the previous night, was the star, completing 22 of 31 passes for 298 yards and four touchdowns. Don Rogers' interception 43 seconds into the game led to Neuheisel's first TD pass, a three-yarder to Paul Bergmann. After an Illini field goal made the score 7-3, UCLA scored 21 points in the next eight minutes. Kevin Nelson ran 28 yards for a score, Neuheisel found Karl Dorrell with a 16-yard TD pass following another Rogers interception and Mike Young's 53-yard touchdown reception made it 28-3 at intermission. Neuheisel tossed another touchdown pass to Dorrell in the second half and the Bruins added a final touchdown to make the final score 45-9.

Scoring

Illinois	0	3	0	6	—	9
UCLA	7	21	10	7	—	45

Weather: Sunny 84°. Attendance: 103,217.

Scoring: UCLA—Paul Bergmann, 3-yard pass from Rick Neuheisel. John Lee converts. IL—Chris White, 41-yard field goal. UCLA—Kevin Nelson 28-yard run. Lee converts. UCLA—Karl Dorrell, 16-yard pass from Neuheisel. Lee converts. UCLA—Mike Young, 53-yard pass from Neuheisel. Lee converts. UCLA—Dorrell, 15-yard pass from Neuheisel. Lee converts. UCLA—Lee, 29-yard field goal. IL—Thomas Rooks, 5-yard pass from Jack Trudeau. Pass failed. UCLA—Bryan Wiley, 8-yard run. Lee converts.

Illinois		UCLA
16	First Downs	27
17/0	Carries/Net Yards Rushing	52/213
205	Net Yards Passing	298
47/25/4	Passes Att./Comp./Int.	31/22/0
64/205	Total Plays/Total Yards	83/511

Top Individuals

Rushing — Cephus (U) 12-86-0; Nelson (U) 18-69-1. Passing — Neuheisel (U) 31-22-0-298-4; Trudeau (I) 39-23-3-178-1. Receiving — Williams (I) 10-88-0; Rooks (I) 6-35-1; Young (U) 5-129-1; Dorrell (U) 5-61-2. Tackles — Knowles (U) 10; Taylor (U) 7; Rogers (U) 6.

Fiesta Bowl

UCLA 39, Miami 37 • January 1, 1985

TEMPE, Ariz. — UCLA, ranked 14th, rallied from a fourth-quarter deficit to earn its third consecutive New Year's Day victory, defeating 13th-ranked Miami 39-37, in the Fiesta Bowl. Tailback Gaston Green, in his first career start, rushed for 144 yards and scored two touchdowns and was named Offensive Player of the Game. James Washington intercepted his fifth pass of the year to earn Defensive Player of the Game honors. With Miami leading 21-7 in the second quarter, Green's 72-yard run and two John Lee field goals gave UCLA a 22-21 halftime lead. Miami rallied, taking a 37-36 lead with 2:58 remaining, but Steve Bono moved the Bruins down the field and Lee kicked a 22-yard field goal for the winning points. Miami mounted one last charge but Terry Turney forced a fumble after a sack of Bernie Kosar to seal the win.

Scoring

Miami	14	7	3	13	—	37
UCLA	7	15	7	10	—	39

Weather: Sunny 51°. Attendance: 60,310.

Scoring: UCLA—Gaston Green, 6-yard run. John Lee converts. MIA—Darryl Oliver 34-yard run. Greg Cox converts. MIA—Ed Brown, 68-yard punt return. Cox converts. MIA—Brian Blades, 48-yard pass from Bernie Kosar. Cox converts. UCLA—Green 72-yard run. Lee converts. UCLA—Shinnick tallies safety. UCLA—Lee, 51-yard field goal. UCLA—Lee, 33-yard field goal. MIA—Cox, 31-yard field goal. UCLA—Mike Sherrard, 10-yard pass from Steve Bono. Lee converts. UCLA—Mike Young, 33-yard pass from Bono. Lee converts. MIA—Melvin Bratton, 19-yard run. Kosar pass failed. MIA—Bratton, 3-yard pass from Kosar. Cox converts. UCLA—Lee kicks 22-yard field goal.

Miami		UCLA
23	First Downs	20
33/129	Carries/Net Yards Rushing	44/161
294	Net Yards Passing	243
44/31/1	Passes Att./Comp./Int.	27/18/0
77/423	Total Plays/Total Yards	61/404

BOWL HISTORY

Top Individuals

Rushing — Green (U) 21-144-2; Oliver (M) 8-75-1; Bratton (M) 12-56-2. Passing — Bono (U) 27-18-0-243-2; Kosar (M) 44-31-1-294-2. Receiving — Bratton (M) 9-42-1; W. Smith (M) 8-61-0; Sherrard (U) 5-94-1; Green (U) 5-47-0. Tackles — Price (U) 10; Taylor (U) 8; Washington (U) 7.

Rose Bowl

UCLA 45, Iowa 28 • January 1, 1986

PASADENA, Calif. — Redshirt freshman Eric Ball rushed for 227 yards, the second-highest total in Rose Bowl annals, and four touchdowns to lead 13th-ranked UCLA to a 45-28 victory, its fourth in as many years on New Year's Day. The tailback was not the only star of the day. Junior quarterback Matt Stevens, starting in place of injured David Norrie, completed 16 of 26 passes for 189 yards and one touchdown and scored UCLA's last TD on a fourth-quarter sneak. James Washington, Tommy Taylor and Ken Norton, with 10 tackles each, led a Bruin defense that limited the fourth-ranked Hawkeyes to 13 points during a 45-minute span in which the Bruin offense was scoring 45 points.

Scoring						
Iowa	7	3	7	11	—	28
UCLA	10	14	7	14	—	45

Weather: Overcast 71°. Attendance: 103,292.

Scoring: IOWA—David Hudson, 1-yard run. Rob Houghtlin converts. UCLA—Eric Ball, 30-yard run. John Lee converts. UCLA—Lee, 42-yard field goal. IOWA—Houghtlin, 24-yard field goal. UCLA—Ball, 40-yard run. Lee converts. UCLA—Ball, 6-yard run. Lee converts. IOWA—Chuck Long 4-yard run. Houghtlin converts. UCLA—Mike Sherrard, 6-yard pass from Matt Stevens. Lee converts. UCLA—Ball, 32-yard run. Lee converts. IOWA—Houghtlin, 52-yard field goal. UCLA—Stevens, 1-yard run. Lee converts. IOWA—Bill Happel, 11-yard pass from Long. Harmon run.

Iowa	First Downs	UCLA
25	29	29
34/82	Carries/Net Yards Rushing	55/299
319	Net Yards Passing	189
38/29/1	Passes Att./Comp./Int.	26/16/1
72/401	Total Plays/Total Yards	81/488

Top Individuals

Rushing — Ball (U) 22-227-4; R. Harmon (I) 14-55-0; Hudson (I) 13-53-1; Green (U) 13-46-0. Passing — Long (I) 37-29-1-319-1; Stevens (U) 26-16-1-189-1. Receiving — R. Harmon (I) 11-102-0; Happel (I) 6-89-1; Sherrard (U) 4-48-1; Dorrell (U) 3-59-0. Tackles — Washington (U) 10; Norton (U) 10; Taylor (U) 10.

Freedom Bowl

UCLA 31, BYU 10 • December 30, 1986

ANAHEIM, Calif. — For the fifth consecutive year, No. 15 UCLA capped a successful campaign with a post-season victory, defeating BYU, 31-10. Tailback Gaston Green had a record-setting performance against the Cougars and the Bruin defense held BYU without a touchdown until just under two minutes remained in the contest. Green scored three touchdowns and passed for a fourth en route to setting a major-bowl record with 266 net yards rushing. By the end of the third quarter, he had already rushed for 262 yards and three scores. UCLA led just 7-3 at halftime, but the Bruins broke the game open with 17 third-quarter points.

Scoring						
BYU	3	0	0	7	—	10
UCLA	7	0	17	7	—	31

Weather: Clouds 68°. Attendance: 55,422.

Scoring: BYU—Leonard Chitty, 32-yard field goal. UCLA—Gaston Green 3-yard run. Dave Franey converts. UCLA—Green, 1-yard run. Franey converts. UCLA—Franey, 49-yard field goal. UCLA—Green, 79-yard run. Franey converts. UCLA—Karl Dorrell, 13-yard pass from Green. Franey converts. BYU—Bruce Hansen 3-yard run. Chitty converts.

BYU	First Downs	UCLA
18	19	19
43/73	Carries/Net Yards Rushing	49/423
221	Net Yards Passing	95
43/25/3	Passes Att./Comp./Int.	21/8/1
86/294	Total Plays/Total Yards	70/518

Top Individuals

Rushing — Green (U) 33-266-3; Greenwood (U) 5-104-0; Heimuli (B) 11-40-0; B. Hansen (B) 8-36-1. Passing — Jensen (B) 31-18-3-124-0; Stevens (U) 20-7-1-82-0. Receiving — Heimuli (B) 8-66-0; Dorrell (U) 6-83-1; Parker (B) 5-27-0. Tackles — Norton (U) 17; Lake (U) 11; Bolin (U) 10; Wahler (U) 9.

Jeep Eagle Aloha Bowl

UCLA 20, Florida 16 • December 25, 1987

HONOLULU, Hawai'i — UCLA became only the fifth school in college football history to win six consecutive bowl games with its 20-16 triumph over Florida in the Aloha Bowl. Florida built a 10-3 lead in the second quarter, but the 10th-ranked Bruins mounted an 81-yard drive over the final four minutes which resulted in Brian Brown's one-yard TD run with three seconds remaining in the half. The Bruins took the lead for good with 1:18 remaining in the third quarter as tailback Danny Thompson grabbed a tipped pass in the end zone for a 17-10 lead. Velasco's second field goal of the contest made the score 20-10, but Kerwin Bell's second touchdown pass of the day, with 7:51 remaining, closed the gap to four points, 20-16.

Scoring						
Florida	7	3	0	6	—	16
UCLA	3	7	7	3	—	20

Weather: Sunny 78°. Attendance: 24,839.

Scoring: UCLA—Alfredo Velasco, 34-yard field goal. FLA—Stacey Simmons, seven-yard pass from Kerwin Bell. Robert McGinty converts. FLA—McGinty, 32-yard field goal. UCLA—Brian Brown, 1-yard run. Velasco converts. UCLA—Danny Thompson, 5-yard pass from Troy Aikman. Velasco converts. UCLA—Velasco, 32-yard field goal. FLA—Anthony Williams, 14-yard pass from Bell. Kick blocked.

Florida	First Downs	UCLA
24	15	15
38/185	Carries/Net Yards Rushing	41/48
188	Net Yards Passing	173
38/19/0	Passes Att./Comp./Int.	30/19/2
76/373	Total Plays/Total Yards	71/221

Top Individuals

Rushing — Smith (F) 17-128-0; Ball (U) 23-49-0; W. Williams (F) 8-43-0; Brown (U) 10-29-1. Passing — Aikman (U) 30-19-0-173-1; Bell (F) 38-19-0-188-2. Receiving — Anderson (U) 4-52-0; Smith (F) 4-19-0; Snead (F) 3-62-0; Pickert (U) 3-37-0. Tackles — Washington (U) 12; Johnson (U) 11; Dial (U) 10.

Mobil Cotton Bowl

UCLA 17, Arkansas 3 • January 2, 1989

DALLAS, Texas — UCLA became the first school in college football history to win seven consecutive bowl games with its 17-3 triumph over Arkansas in the Cotton Bowl. In addition, Terry Donahue became the first coach in history to accomplish that feat. No. 9 UCLA built a 14-0 halftime lead on a one-yard run by Mark Estwick and Troy Aikman's one-yard pass to Corwin Anthony. Eighth-ranked Arkansas got on the board late in the third quarter when Kendall Trainor kicked a 49-yard field goal. UCLA's Alfredo Velasco countered with a 32-yard three-pointer with just under six minutes remaining in the game. UCLA held Arkansas to just 42 net yards and four first downs on 36 plays. Tailback Shawn Willis became the first freshman in the history of the Cotton Bowl game to rush for over 100 yards (120).

Scoring						
Arkansas	0	0	3	0	—	3
UCLA	0	14	0	3	—	17

Weather: Cloudy 65°. Attendance: 74,304.

Scoring: UCLA—Mark Estwick, 1-yard run. Alfredo Velasco converts. UCLA—Corwin Anthony, 1-yard pass from Troy Aikman. Velasco converts. ARK—Kendall Trainor, 49-yard field goal. UCLA—Velasco, 32-yard field goal.

Arkansas	First Downs	UCLA
4	22	22
22/21	Carries/Net Yards Rushing	55/199
21	Net Yards Passing	172
14/4/1	Passes Att./Comp./Int.	27/19/1
36/42	Total Plays/Total Yards	82/371

Top Individuals

Rushing — Willis (U) 18-120-0; Brown (U) 16-56-0; Grovey (A) 7-19-0. Passing — Aikman (U) 27-19-1-172-1; Grovey (A) 7-2-0-10-0. Receiving — Farr (U) 4-48-0; McCracken (U) 2-16-0. Tackles — Kline (U) 8; Davis (U) 6; Wahler (U) 6.

Hancock Bowl

UCLA 6, Illinois 3 • December 31, 1991

EL PASO, Texas — No. 22 UCLA increased its record of consecutive bowl victories to eight with a 6-3 victory over Illinois in the John Hancock Bowl. UCLA took a 3-0 lead in the first quarter on a 32-yard Louis Perez field goal, after Michael Williams blocked a punt by Illinois' Forrey Wells. Illinois tied the score in the third quarter on a 27-yard field goal by Chris Richardson. The game remained tied until the fourth quarter, when the Bruin special teams unit came through again, with senior Randy Cole recovering a fumbled punt by Filmel

Johnson on the Illini 11-yard line to set up a game-winning 19-yard field goal by Perez. The Illini took the ensuing kickoff and drove all the way to the UCLA 29, but were stopped when senior linebacker Stacy Argo intercepted a Jason Verduzco pass and returned it to the UCLA 34. Linebacker Arnold Ale, who made a first-quarter goal-line interception, was named the game's MVP.

Scoring

Illinois	0	0	3	0	—	3
UCLA	3	0	0	3	—	6

Weather: Clear 57°. Attendance: 42,281.

Scoring: UCLA—Louis Perez, 32-yard field goal. IL—Chris Richardson, 27-yard field goal. UCLA—Perez, 19-yard field goal.

Illinois	First Downs	UCLA
19	14	14
26/119	Carries/Net Yards Rushing	41/92
189	Net Yards Passing	176
38/17/3	Passes Att./Comp./Int.	28/17/1
64/308	Total Plays/Total Yards	69/268

Top Individuals

Rushing — Feagin (I) 12-71-0; Williams (U) 23-52-0; Carter (U) 6-22-0. Passing — Maddox (U) 28-17-1-176-0; Verduzco (I) 38-17-3-189-0. Receiving — Wright (I) 9-94-0; LaChapelle (U) 5-69-0; Davis (U) 4-41-0; Bell (I) 4-19-0; Williams (U) 3-13-0. Tackles — Darby (U) 8; Henderson (U) 5; Cole (U) 5.

Rose Bowl

Wisconsin 21, UCLA 16 • January 1, 1994

PASADENA, Calif. — UCLA was playing in its 10th bowl in 13 seasons, but despite a record-setting performance by receiver J.J. Stokes, the 14th-ranked Bruins were unable to pull out a victory against the ninth-ranked Badgers. Putting the finishing touches on his All-American season, Stokes set Rose Bowl records for receptions (14) and receiving yards (176) in the Bruins' losing effort. Playing only days after a serious bout with the flu caused him to miss three practices during game week, UCLA quarterback Wayne Cook passed for 288 yards while completing 28 passes, the third-highest total in school history at the time. UCLA trailed most of the game, but pulled to within five points with 3:38 remaining in the game. On its next possession, UCLA moved from its own 38-yard line to the Badger 15-yard line as the clock ticked away the final seconds.

Scoring

UCLA	3	0	0	13	—	16
Wisconsin	7	7	0	7	—	21

Weather: Haze 73°. Attendance: 101,237.

Scoring: UCLA—Bjorn Merten, 27-yard field goal. WISC—Brent Moss 3-yard run. Rick Schnetzky converts. WISC—Moss, 1-yard run. Schnetzky converts. UCLA—Ricky Davis 12-yard run. Merten converts. WISC—Darrell Bevell 21-yard run. Schnetzky converts. UCLA—Mike Nguyen, 5-yard pass from Wayne Cook. Pass failed.

Wisconsin	First Downs	UCLA
21	31	31
46/250	Carries/Net Yards Rushing	40/212
96	Net Yards Passing	288
20/10/1	Passes Att./Comp./Int.	43/28/1
66/346	Total Plays/Total Yards	83/500

Top Individuals

Rushing — Moss (W) 36-158-2; Davis (U) 13-88-1; Hicks (U) 8-67-0. Passing — Cook (U) 43-28-1-288-1; Bevell (W) 20-10-1-96-0. Receiving — Stokes (U) 14-176-0; Dawkins (W) 4-33-0; Allen (U) 4-32-0; Jordan (U) 3-34-0. Tackles — Miller (U) 9; Bennett (U) 8; Collier (U) 8.

Jeep Eagle Aloha Bowl

Kansas 51, UCLA 30 • December 25, 1995

HONOLULU, Hawai'i — It was Terry Donahue's final game as head coach of the Bruins, but 11th-ranked Kansas dominated it from the start. The Jayhawks, moving the ball on the ground and in the air, built a 17-0 halftime lead en route to the victory. Early in the third quarter, Kansas built the lead to 23 points. The unranked Bruins came back to put numbers on the scoreboard. A Cade McNown touchdown pass to Brad Melsby capped a 10-play, 80-yard drive that narrowed the Kansas lead to 23-7. Trailing 37-7 entering the fourth quarter, the Bruins staged a fourth-quarter rally that made things interesting. Behind the passing and scrambling of McNown, the Bruins scored 23 points in the quarter but it wasn't enough to avert defeat.

BOWL HISTORY

Scoring						
UCLA	0	0	7	23	—	30
Kansas	7	10	20	14	—	51

Weather: Sunny 84°. Attendance: 41,112.

Scoring: KU—Jim Moore, 9-yard pass from Mark Williams. Jeff McCord converts. KU—June Henley, 49-yard run. McCord converts. KU—McCord, 27-yard field goal. KU—Henley, 2-yard run. McCord kick fails. UCLA—Brad Melsby, 8-yard pass from Cade McNown. Bjorn Merten converts. KU—Isaac Byrd, 77-yard pass from Williams. McCord converts. KU—Andre Carter, 27-yard pass from Williams. McCord converts. UCLA—Kevin Jordan, 8-yard pass from McNown. Merten converts. UCLA—Karim Abdul-Jabbar, 5-yard run. Melsby pass from McNown. KU—Williams, 6-yard run. McCord converts. UCLA—Melsby, 7-yard pass from McNown. Abdul-Jabbar run. KU—Eric Vann, 67-yard run. McCord converts.

UCLA		KU
21	First Downs	21
45/286	Carries/Net Yards Rushing	43/277
136	Net Yards Passing	292
38/15/0	Passes Att./Comp./Int.	28/19/1
83/395	Total Plays/Total Yards	71/548

Top Individuals

Rushing — Abdul-Jabbar (U) 26-152-1; Henley (K) 13-108-2; McNown (U) 11-82-0; Vann (K) 5-78-1. Passing — Williams (K) 27-18-3-288-1; McNown (U) 34-13-3-121-0; R. Walker (U) 4-2-0-15-0. Receiving — Byrd (K) 4-116-1; Henley (K) 3-41-0; Melsby (U) 5-35-2; Abdul-Jabbar (U) 4-34-0. Tackles — Williams (U), 8; Bennett (U), Edwards (U), Nevadomsky (U) 5.

Southwestern Bell Cotton Bowl

UCLA 29, Texas A&M 23 • January 1, 1998

DALLAS, Texas — In their first bowl game under second-year coach Bob Toledo, the No. 5 Bruins fell behind 16-0 before making a dramatic second half comeback to beat 20th-ranked Texas A&M, 29-23. Trailing 16-0 late in the first half, the Bruins faced a third-and-thirteen at the Aggie 42 with twenty-four seconds to go. McNown hit Danny Farmer over the middle with a twenty-yard pass, and two plays later, hit Jim McElroy for a touchdown with two seconds to go before halftime. On UCLA's first possession of the second half, Skip Hicks took a McNown pass 41 yards to cut the deficit to 16-14. Hicks would finish the day with 193 all-purpose yards (140 on the ground and 53 receiving). After an Aggie touchdown, McNown's 20-yard touchdown run made the score 23-21. In the fourth quarter, the Bruins defense stepped it up. The Aggies had no first downs in the quarter and had minus-one yard of total offense. The Bruins finally moved into the lead when Ryan Neufeld took a reverse and ran five yards into the end zone. McNown carried in the two-point conversion and it was 29-23 UCLA. The Bruins stopped the Aggies on their final two possessions and ran out the clock for the win.

Scoring						
UCLA	0	7	14	8	—	29
Texas A&M	7	9	7	0	—	23

Weather: Cloudy 53°. Attendance: 59,215.

Scoring: A&M—Brandon Jennings, 64-yard interception return after lateral from Dat Nguyen. Kyle Bryant converts. A&M—Safety, Cade McNown sacked in end zone by Zerick Rollins. A&M—Dante Hall, 74-yard run. Bryant converts. UCLA—Jim McElroy, 22-yard pass from McNown. Chris Sailer converts. UCLA—Skip Hicks, 41-yard pass from McNown. Sailer converts. A&M—Chris Cole, 43-yard run. Bryant converts. UCLA—McNown, 20-yard run. Sailer converts. UCLA—Ryan Neufeld, 5-yard run. McNown runs for conversion.

UCLA		Texas A&M
23	First Downs	10
48/154	Carries/Net Yards Rushing	40/192
239	Net Yards Passing	55
30/16/1	Passes Att./Comp./Int.	14/7/1
78/393	Total Plays/Total Yards	54/247

Top Individuals

Rushing — Hicks (U) 31-140-0; Hall (T) 7-93-1. Passing — McNown (U) 16-29-1-239-2; Stewart (U) 4-8-0-30-0; McCown (T) 3-6-1-25-0. Receiving — McElroy (U) 5-84-1; Farmer (U) 4-40-0; Hicks (U) 3-53-1; Cole (T) 4-32-0; Oliver (T) 3-23. Tackles — Magee (U) 12, Williams (U) 10, Willmer (U) 9, Guidry (U) 8.

Rose Bowl presented by AT&T

Wisconsin 38, UCLA 31 • January 1, 1999

PASADENA, Calif. — Despite setting the single team Rose Bowl record for total yards, the sixth-ranked Bruins were unable to overcome Ron Dayne's four touchdowns as No. 9 Wisconsin defeated the Bruins 38-31 in front of 93,872. Both teams started slowly offensively before exploding midway through the first quarter. The teams would

shatter the old record of 931 combined yards of offense, combining for 1,035 yards before the game ended. In the second quarter, UCLA took its only lead of the game (21-14) with back-to-back touchdowns. Freddie Mitchell hit a wide open Durrell Price with a 61-yard bomb on a halfback pass and on UCLA's next possession, Danny Farmer slipped behind the defense and caught a 41-yard touchdown pass from Cade McNown. Wisconsin scored the final 10 points of the half to take a three-point lead (24-21). The teams traded touchdowns in the third quarter. Wisconsin grabbed a 10-point fourth quarter lead following an interception return, and UCLA could manage to score only a field goal the remainder of the period. In his final game, McNown passed for 340 yards, the fourth-highest total in bowl history, and UCLA finished with 538 yards, 418 in the air.

Scoring						
Wisconsin	7	17	7	7	—	38
UCLA	7	14	7	3	—	31

Weather: Sunny 74°. Attendance: 93,872.

Scoring: WISC—Ron Dayne, 54-yard run. Matt Davenport converts. UCLA—Jermaine Lewis, 38-yard pass from Cade McNown. Chris Sailer converts. WISC—Dayne, 7-yard run. Davenport converts. UCLA—Durrell Price, 61-yard pass from Freddie Mitchell. Sailer converts. UCLA—Danny Farmer, 41-yard pass from McNown. Sailer converts. WISC—Dayne, 10-yard run. Davenport converts. WISC—Davenport, 40-yard field goal. WISC—Dayne, 22-yard run. Davenport converts. UCLA—Lewis, 10-yard run. Sailer converts. WISC—Jamar Fletcher, 46-yard interception return. Davenport converts. UCLA—Sailer, 30-yard field goal.

Wisconsin		UCLA
22	First Downs	25
48/343	Net Yards Rushing	38/120
154	Net Yards Passing	418
17/9/0	Passes Att./Comp./Int.	36/21/1
65/497	Total Plays/Total Yards	74/538

Top Individuals

Rushing — Dayne (W) 27-246-4; Samuel (W) 13-65-0; Lewis (U) 10-50-1; Foster (U) 10-38-0. Passing — McNown (U) 19-34-1-2-340; Samuel (W) 9-17-0-0-154. Receiving — Farmer (U) 7-142-1; Price (U) 3-102-1; Melsby (U) 3-66-0. Tackles — Atkins (U) 9, Hicks (U) 9, Thomas (U) 8, Nece (U), White (U) 8.

Wells Fargo Sun Bowl

Wisconsin 21, UCLA 20 • December 29, 2000

EL PASO, Texas — The already hobbled Bruins lost five starters during the course of the game to injury, including quarterback Cory Paus, and dropped a one-point decision. After the Badgers opened the scoring, Paus teamed up with Freddie Mitchell on a 64-yard scoring play and Chris Griffith followed with a field goal to give the Bruins a 10-7 lead. DeShaun Foster rushed for 100 yards in the first half, including a seven-yard scoring run which gave the Bruins a 17-7 halftime lead. However, the Bruins would return to the field without Paus, who suffered a broken collarbone on the final play of the first half. Also missing were starting cornerbacks Jason Bell (foot) and Ricky Manning (concussion). By the time the game was over, the Bruins would also be playing without safety Marques Anderson (ankle) and linebacker Robert Thomas (foot). Back-up Scott McEwan completed four of five passes on the initial drive of the second half, and Griffith booted a field goal which gave UCLA a 20-7 lead. The Badger offense began to frustrate the depleted Bruin defense as the game wore on, and the UW defense held Foster to just seven second-half rushing yards. After UW closed to 20-14 on a late third quarter scoring pass, the Badgers drove 70 yards in 12 plays for the go-ahead score on its first possession of the fourth quarter. Later in the quarter, Mitchell grabbed his ninth pass of the day good for 180 receiving yards, which set a Sun Bowl game record.

Scoring						
Wisconsin	7	0	7	7	—	21
UCLA	10	7	3	0	—	20

Weather: Clear 52°. Attendance: 49,093.

Scoring: WISC—Lee Evans, 54-yard pass from Brooks Bollinger. Vitaly Pisetsky converts. UCLA—Freddie Mitchell, 64-yard pass from Cory Paus. Chris Griffith converts. UCLA—Griffith, 31-yard field goal. UCLA—DeShaun Foster, 7-yard run. Griffith converts. UCLA—Griffith, 25-yard field goal. WISC—Chris Chambers, 3-yard pass from Bollinger. Pisetsky converts. WISC—Michael Bennett, 6-yard run. Pisetsky converts.

Wisconsin		UCLA
18	First Downs	20
44/177	Carries/Net Yards Rushing	37/114
130	Net Yards Passing	282
18/9/1	Passes Att./Comp./Int.	33/20/1
62/307	Total Plays/Total Yards	70/396

Top Individuals

Rushing — Foster (U) 26-107-1; Bennett (W) 16-83-1. Passing — Paus (U) 15-8-0-147-1; McEwan (U) 18-12-1-135-0; Bollinger (W) 16-8-0-107-2. Receiving — Mitchell (U) 9-180-1; Poli-Dixon (U) 7-50-0; Seidman (U) 2-33-0; Chambers (Wisc) 4-30-1. Tackles — Nece (U) 11, Thomas (U) 8, Reese (U) 7, White (U) 7.

SEGA Sports Las Vegas Bowl

UCLA 27, New Mexico 13 • December 25, 2002

LAS VEGAS, Nev. — UCLA won its 10th bowl game in its last 14 outings with a 27-13 defeat of New Mexico in the Sega Sports Las Vegas Bowl. Interim head coach Ed Kezirian guided the Bruin team to victory in a game dominated by the defenses. Neither squad managed an offensive touchdown until the fourth quarter. A 74-yard punt return for a touchdown by Craig Bragg turned the momentum to the Bruin's side after New Mexico was forced to punt on its first possession of the second half. True freshman safety Jarrad Page added a 29-yard interception return for a touchdown early in the fourth quarter, and Tyler Ebell made it 27-6 with a one-yard scoring run with 10:40 left. Senior Chris Griffith converted following Page's touchdown and in the process set a school record for most career extra points (136). In the first half, Nate Fikse connected on a pair of field goals and tied the score at six-all at the half. The successful kicks marked his 11th and 12th consecutive made field goals of the season. After Fikse's 49-yarder in the first quarter, Desmar Black intercepted a Drew Olson pass and returned it 55 yards for a touchdown. The extra point, attempted by Katie Hnida, the first woman to play in a Division I-A football game, was blocked by Brandon Chillar.

Scoring						
New Mexico	6	0	0	7	—	13
UCLA	3	3	7	14	—	27

Weather: Clear 50°. Attendance: 30,324.

Scoring: UCLA—Nate Fikse, 49-yard field goal. NMX—Desmar Black, 55-yard interception return. Hnida's kick blocked. UCLA—Fikse, 39-yard field goal. UCLA—Craig Bragg, 74-yard punt return. Fikse converts. UCLA—Jarrad Page, 29-yard interception return. Chris Griffith converts. UCLA—Tyler Ebell, 1-yard run. Fikse converts. NMX—Joe Manning, 11-yard pass from Casey Kelly. Kenny Byrd converts.

New Mexico		UCLA
15	First Downs	9
34/45	Carries/Net Yards Rushing	39/73
237	Net Yards Passing	94
35/18/1	Passes Att./Comp./Int.	22/12/1
69/282	Total Plays/Total Yards	61/167

Top Individuals

Rushing — Ebell (U) 25-70-1; White (U) 9-23; Moore (NM) 14-17. Passing — Moore (U) 16-9-0-80-0; D. Olson (U) 6-3-1-14-0; Kelly (NM) 32-18-1-237-1. Receiving — Bragg (U) 4-38-0; Taylor (U) 4-19-0; Counter (NM) 5-78-0; Farrell (NM) 4-78-0. Tackles — Reese (U) 8, Page (U) 8, Havner (U) 6.

Silicon Valley Football Classic

Fresno State 17, UCLA 9 • December 30, 2003

SAN JOSE, Calif. — Fresno State scored early and held off a determined second half effort by UCLA to gain a 17-9 win in the Silicon Valley Football Classic, played on a crisp and wet evening at San Jose State's Spartan Stadium. Fresno State led 14-0 after one quarter, and a Bulldog field goal early in the second quarter made it 17-0. It was not until late in the quarter that the Bruin offense gained some momentum. UCLA managed a 97-yard drive to narrow the gap to 17-7 at the half. With 20 seconds remaining in the half, Drew Olson connected with Craig Bragg, who made a spectacular diving catch in the right side of the end zone for a 27-yard touchdown. UCLA began the second half by driving to Fresno State's 29-yard line, but Justin Medlock's 47-yard attempt fell short in the poor weather and sloppy field conditions. However, the Bruin defense held tough and Asi Faoa broke free and blocked Fresno State's punt for a safety to pull UCLA within 17-9 with 7:11 left to play in the third quarter. The Bruins had one more chance late in the fourth quarter, getting the ball at their own 25-yard line with 3:55 to play. After a couple of completions to Mercedes Lewis, Olson had a pass deflected at the line and intercepted to end the Bruin hopes.

Scoring						
UCLA	0	7	2	0	—	9
Fresno State	14	3	0	0	—	17

Weather: Cool, Wet 50°. Attendance: 20,126

Scoring: Fresno—Bryson Sumlin, 1-yard run. Brett Visintainer converts. Fresno—Sumlin, 44-yard pass from Paul Pinegar. Visintainer converts. Fresno—Visintainer, 36-yard field goal. UCLA—Craig Bragg, 27-yard pass from Drew Olson. Justin Medlock converts. UCLA—Team safety, after punt blocked by Asi Faoa.

BOWL HISTORY

UCLA		FSU
11	First Downs	20
25/68	Carries/Net Yards Rushing	49/156
96	Net Yards Passing	133
31/11/1	Passes Att/Comp/Int.	26/12/1
56/164	Total Plays/Total Yards	75/289

Top Individuals

Rushing — Davis (FS) 13-77-0, Drew (U) 17-65-0, Wright (FS) 13-58-0. Passing — Pinegar (FS) 26-12-1-133-1, D. Olson (U) 31-11-1-96-1. Receiving — Bragg (U) 5-71-1, Wood (FS) 3-33-0, Cowan (U) 3-16-0, Lewis (U) 2-13-0. Tackles — Leisle 10, Ohaeri 9.

Pioneer PureVision Las Vegas Bowl

Wyoming 24, UCLA 21 • December 23, 2004

LAS VEGAS, Nev. — UCLA played most of the game without starting quarterback Drew Olson, who left the contest in the second quarter with a sprained knee. Linebacker Spencer Hagner, the Pac-10's leading tackler, did not dress for the game due to injury. David Korral took over for Olson and added a spark to the UCLA offense. Throwing just the second college pass of his career, Korral scrambled out of the pocket and connected with Craig Bragg for a 17-yard touchdown to stake UCLA to a 14-10 lead at the half. The two connected on another scoring play in the third quarter to propel the Bruins to a 21-10 lead. The pair of scoring catches by Bragg tied the Bruin bowl game record. Wyoming mounted a late comeback, using a trick play early in the fourth quarter as Jovon Bouknight threw a 22-yard scoring pass to J.J. Raterink off a reverse. Later in the quarter, faced with a fourth-and-one at the Bruins' 27, Wyoming used a quarterback sneak to keep a drive alive. A pass interference call against Matt Clark moved the Cowboys to the 12-yard line, setting up a game-winning touchdown pass with just 0:57 on the clock.

Scoring					
Wyoming	10	0	0	14	— 24
UCLA	0	14	7	0	— 21

Weather: Partly cloudy 42°. Attendance: 29,062

Scoring: Wyoming—Deric Yausi, 39-yard field goal. Wyoming—Tyler Holden, 10-yard pass from Corey Bramlett. Yausi converts. UCLA—Junior Taylor, 29-yard pass from Drew Olson. Justin Medlock converts. UCLA—Craig Bragg, 17-yard pass from David Korral. Medlock converts. UCLA—Bragg, 25-yard pass from Korral. Medlock converts. Wyoming—J.J. Raterink, 22-yard pass from Jovon Bouknight. Yausi converts. Wyoming—John Wadkowski, 12-yard pass from Bramlet. Yausi converts.

Wyoming		UCLA
19	First Downs	19
30/76	Carries/Net Yards Rushing	42/126
329	Net Yards Passing	185
38/21/1	Passes Att/Comp/Int.	24/13/0
68/405	Total Plays/Total Yards	66/311

Top Individuals

Rushing — Drew (U) 25-126-0, Harris (W) 13-27-0. Passing — Bramlet (W) 34-20-1-307-2, Korral (U) 12-7-0-89-2, D. Olson (U) 12-6-0-96-1. Receiving — Bouknight (W) 5-107-0, Holden (W) 4-115-1, Bragg (U) 7-95-2, Lewis (U) 2-41-0. Tackles — London 6, T. Brown 6, Morgan 4, Page 4.

Vitalis Sun Bowl

UCLA 50, Northwestern 38 • December 30, 2005

EL PASO, Texas — The Bruins rebounded from an early 22-point deficit to record the then biggest comeback in school history, as they defeated Northwestern 50-38 in El Paso, TX. Led by a pair of young running backs, true soph Chris Markey and true freshman Kahlil Bell, the Bruins racked up 310 yards on the ground. Senior quarterback Drew Olson, who threw just three interceptions during the regular season, struggled early as he was picked off three times in the first quarter. Two were returned for TDs, while the third set up a Northwestern scoring drive. Down 22-0, UCLA got on the board after a five-yard run by Bell. In the second quarter, the Bruins scored 22 unanswered points, highlighted by a 58-yard strike from Olson to freshman tight end Ryan Moya. In the third quarter, Northwestern managed a field goal, while junior Michael Pitre tacked on seven more points for the Bruins on a scoring pass. With most of the fourth quarter gone, Northwestern scored first (2:29 remaining) on an eight-yard pass play. On the ensuing kickoff, an outside kick bounced up into the hands of receiver Brandon Breazell who returned it 42 yards for a score. With 24 seconds to play, the Wildcats scored to close to within 43-38. Another outside kick by the Wildcats was picked up by Breazell, who this time ran 45 yards for a touchdown. The two schools combined to set a Sun Bowl record for total yards (1,037) and highest combined score (88). Markey and Bell were named the game's co-MVPs, while Breazell was named the Special Teams Player of the Game. Junior tailback Maurice Drew, who was

sidelined by an injury early in the game, broke the NCAA record for punt-return average after recording his 15th punt return of the season (28.5 avg. yards).

Scoring

Northwestern	22	0	3	13	— 38
UCLA	7	22	7	14	— 50

Weather: Clear 56°. Attendance: 50,426

Scoring: NW—Joel Howells, 33-yard field goal. NW—Kevin Mims, 30-yard interception return. Howells' kick blocked. NW—Mark Philmore, 19-yard run. Howells' kick failed. NW—Nick Roach, 35-yard interception return. Howells converts. UCLA—Kahlil Bell, 5-yard run. Jimmy Rotstein converts. UCLA—Ryan Moya, 58-yard pass from Drew Olson. Rotstein converts. UCLA—Bell, 6-yard run. Lewis, pass from Olson. UCLA—Marcus Everett 8-yard pass from D. Olson. Rotstein converts. UCLA—Michael Pitre, 5-yard pass from D. Olson. Rotstein converts. NW—Amado Villarreal, 31-yard field goal. NW—Mark Philmore, 8-yard pass from Brett Basanez. Basanez conversion pass intercepted. UCLA—Brandon Breazell, 42-yard kickoff return. Brian Malette converts. NW—Shaun Herbert, 5-yard pass from Basanez. Villarreal converts. UCLA—Breazell, 45-yard kickoff return. Rotstein converts.

Northwestern		UCLA
33	First Downs	24
32/168	Carries/Net Yards Rushing	50/310
416	Net Yards Passing	143
70/38/2	Passes Att/Comp/Int.	24/10/3
102/584	Total Plays/Total Yards	74/453

Top Individuals

Rushing — Markey (U) 23-150-0, Bell (U) 19-136-2, Sutton (N) 18-84-0. Passing — Basanez (N) 70-38-2-416-2, D. Olson (U) 24-10-3-143-3. Receiving — Lane (N) 7-136-0, Sutton (N) 7-67-0, Herbert (N) 7-61-1, Drew (U) 2-29-0. UCLA Tackles — C. Taylor 12, Horton 10.

Emerald Bowl

Florida State 44, UCLA 27 • December 27, 2006

SAN FRANCISCO, Calif. — In front of a sold out, predominantly Bruin-friendly crowd at AT&T Ball Park in San Francisco, the Bruins dropped a 44-27 decision to Florida State in the Emerald Bowl. Despite an impressive offensive performance, the Bruins couldn't overcome a 21-0 run by FSU in the fourth quarter. The Seminoles scored the game's first touchdown, but UCLA then tallied 10 unanswered points, highlighted by Patrick Cowan's 78-yard touchdown strike to Brandon Breazell, to end the first quarter up 10-7. The defense held Florida State to just two second quarter field goals, while the Bruins put up 10 more points on an amazing seven-yard touchdown catch by Junior Taylor and a 19-yard field goal by Justin Medlock to head into halftime up 20-13. The Seminoles began the second half with a field goal, then tacked on seven more points after a UCLA punt was blocked and returned 25-yards for a touchdown. UCLA's Chane Moline rushed for an eight-yard touchdown to put the Bruins up, 27-23, at the end of the third quarter. Florida State held the Bruins scoreless in the fourth, scoring 21 unanswered points, capped off by an 86-yard interception return for a score. In the game, UCLA racked up 434 yards of total offense with Cowan throwing for 240 yards. Running back Chris Markey broke the 1,000-yard rushing (11th Bruin to do so) mark with his 144-yard performance. The Bruin defense was led by Alterraun Verner, who equaled his career-high with nine tackles.

Scoring

Florida State	7	6	10	21	— 44
UCLA	10	10	7	0	— 27

Weather: Clear and Windy 55°. Attendance: 40,331

Scoring: FSU—Lorenzo Booker, 25-yard run. Gary Cismesia converts. UCLA—Brandon Breazell, 78-yard pass from Patrick Cowan. Justin Medlock converts. UCLA—Medlock, 46-yard field goal. FSU—Cismesia, 39-yard field goal. UCLA—Junior Taylor, 7-yard pass from P. Cowan. Medlock converts. UCLA—Medlock, 19-yard field goal. FSU—Cismesia, 21-yard field goal. FSU—Cismesia, 36-yard field goal. FSU—Lawrence Timmons, 25-yard blocked punt return. Cismesia converts. UCLA—Chane Moline, 8-yard run. Medlock converts. FSU—Greg Carr, 30-yard pass from Drew Weatherford. Cismesia converts. FSU—Booker, 3-yard run. Cismesia converts. FSU—Tony Carter, 86-yard inter. return. Cismesia converts.

FSU		UCLA
21	First Downs	17
30/105	Carries/Net Yards Rushing	35/194
325	Net Yards Passing	240
43/21/1	Pass Att/Comp/Int	36/15/2
73/430	Total Plays/Total Yards	71/434

Top Individuals

Rushing - Markey (U) 19-144-0, Booker (F) 22-91-2; Receiving - Booker (F) 5-117-0, Breazell (U) 1-78-1; Passing - Weatherford (F) 43-21-1-325-1, Cowan (U) 36-15-2-240-2; UCLA Tackles - Verner 9, C. Taylor 8, Horton 6, Van 5, McNeal 4, R. Carter 4, Davis 4.

Pioneer Las Vegas Bowl

BYU 17, UCLA 16 • December 22, 2007

LAS VEGAS, Nev. — In the second meeting of the season between the two schools, the Cougars came out on top in Las Vegas. The first quarter saw the teams trade field goals. BYU took a 10-3 lead early in the second quarter on a touchdown pass. Another field goal by Kai Forbath pulled the Bruins to within four, but BYU once again marched down the field to score on a pass play for a 17-6 advantage. A Cougar fumble, just before the end of the first half, gave the Bruins the ball on BYU's four-yard line. UCLA took advantage of the opportunity, scoring on a four-yard pass play from McLeod Bethel-Thompson to Brandon Breazell to close to within four at the break. After a scoreless third quarter, UCLA tacked on another field goal with 6:24 remaining to trail by just one, 17-16. The Bruin offense got the ball back one last time with two minutes to play and marched down the field to set up a potential game-winning field goal try with just seconds remaining. However, the Cougars blocked the attempt. Chris Markey led all rushers with 117 yards. Kyle Bosworth led the defense with 12 tackles, while Bruce Davis tallied 2.5 sacks.

Scoring

UCLA	3	10	0	3	— 16
BYU	3	14	0	0	— 17

Weather: Clear, Cool and Calm 42°. Attendance: 40,712

Scoring: UCLA—Kai Forbath, 22-yard field goal. BYU—Mitch Payne, 29-yard field goal. BYU—Austin Collie, 14-yard pass from Max Hall. Payne converts. UCLA—Forbath, 52-yard field goal. BYU—Michael Reed, 13-yard pass from Hall. Payne converts. UCLA—Brandon Breazell, 4-yard pass from McLeod Bethel-Thompson. Forbath converts. UCLA—Forbath, 50-yard field goal.

UCLA		BYU
18	First Downs	17
47/162	Carries/Net Yards Rushing	28/34
154	Net Yards Passing	231
29/11/1	Pass Att/Comp/Int	35/21/0
76/316	Total Plays/Total Yards	63/265

Top Individuals

Rushing - Markey (U) 27-117-0, Tonga (B) 3-21-0; Receiving - Breazell (U) 4-44-1, Collie (B) 6-107-1; Passing - Bethel-Thompson (U) 11-27-1-154-1, Hall (B) 21-35-0-231-2; UCLA Tackles - Ky. Bosworth 12, Keyes 9, Horton 7, Davis 7, R. Carter 6, Taylor 6.

EagleBank Bowl

UCLA 30, Temple 21 • December 29, 2009

WASHINGTON, D.C. — UCLA rallied from a 21-7 second-quarter deficit to win the second-ever EagleBank Bowl in Washington DC. It was UCLA's fourth win in a five-game span and the first bowl victory under head coach Rick Neuheisel. In cold and windy RFK Stadium, Temple jumped to an early lead but UCLA tied the game when quarterback Kevin Prince and Nelson Rosario hooked up for a 46-yard touchdown. The Owls then scored the next two TDs, but UCLA drove for a field goal at the end of the half to make the score 21-10 at the break. Early in the third quarter, Terrence Austin turned a fourth-down slant pass into a 32-yard touchdown and Kai Forbath's field goal early in the final quarter brought the Bruins to within one at 21-20. With just over six minutes left, linebacker Akeem Ayers picked off an Owl pass at the two-yard line and scored the go-ahead touchdown. A two-point conversion and a safety made the final score 30-21. UCLA's defense allowed just 41 net yards and no points in the second-half of the come-from-behind win.

Scoring

UCLA	7	3	7	13	— 30
Temple	7	14	0	0	— 21

Weather: Cold, windy 30°. Attendance: 23,072

Scoring: TEM—Steve Maneri, 26-yard pass from V. Charlton. B. McManus converts. UCLA—Nelson Rosario, 46-yard pass from Kevin Prince. Kai Forbath converts. TEM—Bernard Pierce, 11-yard run. McManus converts. TEM—Matt Brown, 2-yard run. McManus converts. UCLA—Forbath, 40-yard field goal. UCLA—Terrence Austin, 32-yard pass from Prince. Forbath converts. UCLA—Forbath, 42-yard field goal. UCLA—Akeem Ayers, 2-yard interception. Rosario, conversion pass from Prince. UCLA—Safety.

BOWL HISTORY

UCLA		TEM
13	First Downs	18
28/93	Carries/Net Yards Rushing	42/123
221	Net Yards Passing	159
31/16/1	Pass Att/Comp/Int	23/13/2
59/314	Total Plays/Total Yards	65/282

Top Individuals

Rushing - Brown (T) 20-83-1, Moline (U) 15-69-0, Pierce (T) 12-53-1; Receiving - Rosario (U) 4-66-1, Moline (U) 3-44-0, Pierce (T) 3-33-0, Paulsen (U) 3-31-0; Passing - Prince (U) 16-31-1-221-2, Charlton (T) 13-23-2-159-1; UCLA Tackles - Ayers 9, Ky, Bosworth 7, Verner 7, R. Carter 7, Ko. Bosworth 6.

Kraft Fight Hunger Bowl

Illinois 20, UCLA 14 • December 31, 2011

SAN FRANCISCO, Calif. — UCLA dropped a 20-14 decision to Illinois in the Kraft Fight Hunger Bowl in San Francisco. After a scoreless first quarter, the Bruins jumped out to a 7-0 lead on a 16-yard scoring pass from Kevin Prince to Taylor Embree. The Bruin defense held the Fighting Illini to a field goal on the final drive of the first half after the Big 10 squad had a first-and-goal from the Bruin five-yard line. After the teams traded missed field goals in the third quarter, Prince had a pass intercepted and returned for a touchdown in the final minute of the quarter which gave Illinois a 10-7 lead heading into the final 15 minutes. The Illini offense then scored on its next two possessions, adding a field goal, early in the fourth quarter, and a touchdown, on a long scoring pass, for a 20-7 lead with 5:32 to play. The Bruins answered by driving 84 yards on nine plays to score on a Prince to Nelson Rosario 38-yard pass with 29 seconds remaining. Illinois recovered the subsequent on-side kick attempt and ran out the clock. Prince finished with 201 yards passing on the day, but the stingy Illinois defense yielded just 18 Bruin yards on the ground. Linebackers Jordan Zumwalt and Eric Kendricks led the UCLA defense with 10 tackles each.

Scoring

UCLA	0	7	0	7	—	14
Illinois	0	3	7	10	—	20

Weather: Partly Cloudy, 63°. Attendance: 29,878

Scoring: UCLA—Taylor Embree, 16-yard pass from Kevin Prince. Tyler Gonzalez converts. ILL—Derek Dimke, 36-yard field goal. ILL—Terry Hawthorne, 39-yard interception return. Dimke converts. ILL—Dimke, 37-yard field goal. ILL—A.J. Jenkins, 60-yard pass from Nathan Scheelhaase. Dimke converts. UCLA—Nelson Rosario, 38-yard pass from Prince. Gonzalez converts.

UCLA		ILL
14	First Downs	17
30/18	Carries/Net Yards Rushing	43/178
201	Net Yards Passing	148
29/14/1	Pass Att/Comp/Int	33/19/1
59/219	Total Plays/Total Yards	76/326

Top Individuals

Rushing - Scheelhaase (I) 22-110-0, Young (I) 12-45-0, Coleman (U) 9-39-0, Franklin (U) 8-34-0; Receiving - Jenkins (I) 6-80-1, Fauria (U) 5-36-0, Smith (U) 3-60-0, Rosario (U) 3-55-1, Evans (U) 1-29-0; Passing - Prince (U) 14-29-1-201-2, Scheelhaase (I) 18-30-1-139-1; UCLA Tackles - Zumwalt 10, Kendricks 10, Love 8, Hilliard 7, Graham 6.

Bridgepoint Education Holiday Bowl

Baylor 49, UCLA 26 • December 27, 2012

SAN DIEGO, Calif. — UCLA dropped a 49-26 decision to Baylor in the Bridgepoint Education Holiday Bowl. Redshirt freshman quarterback Brett Hundley established a new school single-season mark for passing yardage during the contest as he threw for 329 yards and three scores. The Bruins finished the season at 9-5, after playing in its first Holiday Bowl game.

After BU extended its lead to 21-0 early in the second, the Bruin defense forced a fumble and two plays later Hundley found Joseph Fauria for a 22-yard score with 6:21 to play.

However, Baylor came right back to reassert its control of the game with a seven-play, 75-yard touchdown drive. The Bears scored on the next possession as well before UCLA closed the half with a 30-yard field goal by Ka'imi Fairbairn.

The Bruins used another field goal by Fairbairn, this one from 40-yards out, to make the score 35-13 early in the third quarter. The Bruin defense held on BU's next possession and, after Shaq Evans' 43-yard punt return, had the ball at the Baylor 41-yard line. However, four straight incomplete passes turned the ball over and BU drove down for a touchdown to carry a 42-13 advantage into the final quarter of play.

Hundley connected on a 24-yard scoring pass to Evans following

ALL-TIME BOWL RESULTS (16-19-1 Overall)

Date	W/L	UCLA Score	Opponent Score	Bowl Game
Dec. 26, 2017	L	UCLA 17	Kansas State 35	Cactus Bowl
Dec. 26, 2015	L	UCLA 29	Nebraska 37	Foster Farms Bowl
Jan. 2, 2015	W	UCLA 40	Kansas State 35	Valero Alamo Bowl
Dec. 31, 2013	W	UCLA 42	Virginia Tech 12	Hyundai Sun Bowl
Dec. 27, 2012	L	UCLA 26	Baylor 49	Bridgepoint Education Holiday Bowl
Dec. 31, 2011	L	UCLA 14	Illinois 20	Kraft Fight Hunger Bowl
Dec. 29, 2009	W	UCLA 30	Temple 21	EagleBank Bowl
Dec. 22, 2007	L	UCLA 16	Brigham Young 17	Pioneer Las Vegas Bowl
Dec. 27, 2006	L	UCLA 27	Florida State 44	Emerald Bowl
Dec. 30, 2005	W	UCLA 50	Northwestern 38	Vitalis Sun Bowl
Dec. 23, 2004	L	UCLA 21	Wyoming 24	Pioneer PureVision Las Vegas Bowl
Dec. 30, 2003	L	UCLA 9	Fresno State 17	Silicon Valley Football Classic
Dec. 25, 2002	W	UCLA 27	New Mexico 13	SEGA Sports Las Vegas Bowl
Dec. 29, 2000	L	UCLA 20	Wisconsin 21	Wells Fargo Sun Bowl
Jan. 1, 1999	L	UCLA 31	Wisconsin 38	Rose Bowl presented by AT&T
Jan. 1, 1998	W	UCLA 29	Texas A&M 23	Southwestern Bell Cotton Bowl
Dec. 25, 1995	L	UCLA 30	Kansas 51	Jeep Eagle Aloha Bowl
Jan. 1, 1994	L	UCLA 16	Wisconsin 21	Rose Bowl
Dec. 31, 1991	W	UCLA 6	Illinois 3	Hancock Bowl
Jan. 2, 1989	W	UCLA 17	Arkansas 3	Mobil Cotton Bowl
Dec. 25, 1987	W	UCLA 20	Florida 16	Jeep Eagle Aloha Bowl
Dec. 30, 1986	W	UCLA 31	Brigham Young 10	Freedom Bowl
Jan. 1, 1986	W	UCLA 45	Iowa 28	Rose Bowl
Jan. 1, 1985	W	UCLA 39	Miami 37	Fiesta Bowl
Jan. 2, 1984	W	UCLA 45	Illinois 9	Rose Bowl
Jan. 1, 1983	W	UCLA 14	Michigan 14	Rose Bowl
Dec. 31, 1981	L	UCLA 14	Michigan 33	Bluebonnet Bowl
Dec. 25, 1978	T	UCLA 10	Arkansas 10	Fiesta Bowl
Dec. 20, 1976	L	UCLA 6	Alabama 36	Liberty Bowl
Jan. 1, 1976	W	UCLA 23	Ohio State 10	Rose Bowl
Jan. 1, 1966	W	UCLA 14	Michigan State 12	Rose Bowl
Jan. 1, 1962	L	UCLA 3	Minnesota 21	Rose Bowl
Jan. 1, 1956	L	UCLA 14	Michigan State 17	Rose Bowl
Jan. 1, 1954	L	UCLA 20	Michigan State 28	Rose Bowl
Jan. 1, 1947	L	UCLA 14	Illinois 45	Rose Bowl
Jan. 1, 1943	L	UCLA 0	Georgia 9	Rose Bowl

another Baylor fumble, but the two-point pass failed to click. The Bruins ended the game with a 34-yard touchdown pass from Hundley to Logan Sweet.

Hundley (3,740 passing yards) moved past Cade McNown's 1998 single-season passing yardage mark of 3,470 on the scoring pass to Fauria. It was Fauria's 12th scoring reception of the season, a total which ranks second on the school single-season list behind J.J. Stokes' total of 17 set in the 1993 season, and his 20th career scoring catch which tied him for third on that school list.

Evans finished the season with 60 catches, a total which ranked eighth on the all-time school single-season list. Kendricks finished with 150 tackles, good for third on the all-time school single-season list.

The Bruins set a new school record for points scored in a season (482) on Hundley's 34-yard scoring pass to Sweet. The old mark was 477 points scored in the 1997 season.

Scoring

Baylor	14	21	7	7	—	49
UCLA	0	10	3	13	—	26

Weather: Clear, 53°. Attendance: 55,507

Scoring: BU—Glasco Martin, 4-yard run. Aaron Jones converts. BU—Antwan Goodley, 8-yard pass from Nick Florence. Jones converts. BU—Tevin Reese, 55-yard pass from Florence. Jones converts. UCLA—Joseph Fauria, 22-yard pass from Brett Hundley. Ka'imi Fairbairn converts. BU—Martin, 26-yard run. Jones converts. BU—L. Seastrunk, 43-yard run. Jones converts. UCLA—Fairbairn, 30-yard field goal. UCLA—Fairbairn, 40-yard field goal. BU—Martin, 1-yard run. Jones converts. BU—Martin, 26-yard run. Jones converts. UCLA—Shaq Evans 24-yard pass from Hundley. Pass failed. BU—Florence, 1-yard run. Jones converts. UCLA—Logan Sweet, 34-yard pass from Hundley. Fairbairn converts.

UCLA		BAYLOR
17	First Downs	25
28/33	Carries/Net Yards Rushing	67/306
329	Net Yards Passing	188
52/26/0	Pass Att/Comp/Int	13/10/0
80/362	Total Plays/Total Yards	80/494

Top Individuals

Rushing - Franklin (U) 14-34-0, Seastrunk (B) 16-138-1, Martin (B) 21-98-3; Receiving - Evans (U) 7-82-1, Johnson (U) 5-116-0, Fauria (U) 5-59-1, Williams (B) 5-59-0, Reese (B) 2-68-1; Passing - Hundley (U) 26-50-0-329-3, Florence (B) 10-13-0-188-2; UCLA Tackles - Zumwalt 15, Kendricks 10.

Hyundai Sun Bowl

UCLA 42, Virginia Tech 12 • December 31, 2013

EL PASO, Texas — Quarterback Brett Hundley used his arm and legs to help UCLA best Virginia Tech in the Sun Bowl. Hundley had touchdown runs of 86- and 7-yards and threw scoring passes of 8- and 59-yards against the Hokies' fourth-ranked defense. He finished with 161 yards on the ground and 226 passing yards.

"It was a special game," Hundley said. "We played well as an offense. We had to make adjustments. When we did, we got things going." Hundley and UCLA linebacker Jordan Zumwalt shared MVP honors. Zumwalt had 10 tackles and returned an interception 43 yards to set up a touchdown.

"It's the best game I've ever seen him play," Mora said about Zumwalt. "He was unbelievable from start to finish.

The Bruins (10-3) outscored the Hokies (8-5) 28-2 in the fourth quarter.

After Virginia Tech cut it to 14-10 on a 22-yard field goal with 3:53 left in the third quarter, UCLA answered with a 12-play, 85-yard drive, capped by Paul Perkins's 5-yard run early in the fourth.

True freshman linebacker Myles Jack then intercepted a pass and returned 29 yards for a touchdown that made it 28-10.

"In the second half we blocked things up better," Mora said. "We got back to doing what we do best. We played with great tempo. We were not as uptight."

UCLA pushed it to 35-12 on Hundley's 8-yard touchdown pass to freshman receiver Thomas Duarte with 7:31 to play. Hundley fired a 59-yard scoring strike down the right sideline to Shaquell Evans for another score with 5:49 remaining.

It wasn't that easy early on, though, for UCLA, which led 14-7 at the half. Hundley had six carries for 168 yards in the half. He set the Sun Bowl record for rushing yards by a quarterback by halftime, even though he lost 7 yards in the second. The win in the first meeting between the teams allowed UCLA to post its first 10-win season since 2005.

Scoring

Virginia Tech	7	0	3	2	—	12
UCLA	7	7	0	28	—	42

Weather: Clear, 47°. Attendance: 47,912

Scoring: UCLA—Brett Hundley, 7-yard run. Ka'imi Fairbairn converts. VT—J.C. Coleman, 1-yard run. Michael Branthover converts. UCLA—Hundley, 86-yard run. Fairbairn converts. VT—Branthover,

BOWL HISTORY

22-yard field goal. UCLA—Paul Perkins, 5-yard run. Fairbairn converts. UCLA—Myles Jack, 24-yard interception

UCLA	Va Tech
22	17
36/197	38/143
250	176
30/17/0	36/15/2
66/447	74/319

Top Individuals

Rushing - Hundley (U) 10-161-2, Manfro (U) 5-37-0, Thomas (VT) 3-49-0; Receiving - Evans (U) 4-92-1, James (U) 3-35-0, Lucien (U) 2-41-0, Payton (U) 2-24-0, Stanford (VT) 3-34-0; Passing - Hundley (U) 16-29-0-226-2, Fataul (U) 1-1-0-24-0; Thomas (V) 4-12-0-48-0, Leal (VT) 11-24-2-128-0; UCLA Tackles - Zumwalt 10, Goforth 8, Jefferson 7, Sermons 6.

Valero Alamo Bowl

UCLA 40, Kansas State 35 • January 2, 2015

SAN ANTONIO (AP) - Even with a 31-6 halftime lead, UCLA coach Jim Mora knew the Bruins had a lot of work to do to finish off Kansas State in the Alamo Bowl.

"We're playing the 11th-ranked team in the country, and it's not going to be easy," Mora said. "You know they're going to fight back. If they don't fight back, they don't deserve to be No. 11." The No. 14 Bruins held on, beating the Wildcats 40-35 on Friday night.

Kansas State scored 22 of the first 25 points in the second half, cutting it to 34-28 on quarterback Jake Waters' 1-yard run with 4:54 left. Paul Perkins countered for UCLA with a 67-yard run with 2:20 to go.

The Wildcats weren't finished. Waters threw a 29-yard touchdown pass with 1:21 left, but Perkins recovered the onside kick for UCLA and the Bruins ran out the clock. Waters was sacked seven times - twice by Butkus Award winner Eric Kendricks - and threw an interception (Myles Jack) and lost a fumble.

UCLA raced to a 17-0 lead in the first quarter, with quarterback Brett Hundley scoring on runs of 10 and 28 yards. The Bruins outgained Kansas State 218-4 and had a 9-1 edge in first downs in the quarter.

In the second quarter, Perkins had a 32-yard touchdown run and Hundley threw a 7-yard scoring pass to Devin Lucien. The Bruins sacked Waters five times in the half.

With the win, UCLA matched the school mark for victories in a season and become the ninth Bruin team to win as many as 10 games in a season. The 10-win season was the first back-to-back 10 wins seasons for the Bruin program since 1997 and 1998. The victory also marked UCLA's 10th straight away from the Rose Bowl (including a school-best 7-0 record in 2014). The last time it had a streak of as many as 10 straight wins away from home was when it captured a school-best 10 straight during 1997-98. It went unbeaten in 12 straight games (10-0-2) away from home in a series of contests in 1974-76, but never won more than six in a row.

Kendricks established a school record with his 11th double-digit tackle performance of the season and upped his school record career tackle total to 481. Kendricks finished the season with 149 tackles, which was fourth on the school single-season list. Hundley improved his school record totals in touchdown passes to 75 and total offense to 11,713 yards.

Kicker Ka'imi Fairbairn became the first Bruin to register at least 100 points in three straight seasons during the contest.

Receiver Jordan Payton caught a pass in his 16 straight game. With his four catches, receiver Payton moved up to sixth, with a total of 67, on the school's all-time single-season receptions list.

Perkins registered a new career-high of 194 yards rushing in the win and moved past Wendell Tyler (1,388-1975), Freeman McNeil (1,396-1979), Gaston Green (1,405-1986) and Karim Abdul-Jabbar (1,571) and into second-place on the school's all-time single-season rushing list. Perkins' season total of 1,575 yards ranks second on the all-time school list behind only Johnathan Franklin (1,734 in 2012).

It was UCLA's third win of the season over a team ranked in the AP top 15 at the time of the game, which is the most by the program since it defeated four such teams in 1952 --- previous 2014 wins were at No. 15 Arizona State and vs. No. 14 Arizona. In the 1952 season, the Bruins posted wins over No. 9 TCU, No. 13 Stanford, at No. 10 Wisconsin and at No. 11 California.

UCLA has now played a game in the state of Texas in six straight calendar years: 2015 - Alamo Bowl, 2014 - win in Arlington, Texas vs. Texas, 2013 - win in El Paso, Texas Sun Bowl vs. Virginia Tech, 2012 - win in Houston, Texas at Rice, 2011 loss at U. of Houston, 2010 win at U. of Texas.

Scoring

Kansas State	0	6	15	14	—	35
UCLA	17	14	3	6	—	40

Weather: Clear, 74° indoors. Attendance: 60,517

Scoring: UCLA—Brett Hundley, 10-yard run. Ka'imi Fairbairn converts. UCLA—Fairbairn 27-yd field goal. UCLA—Hundley 28 yd run, Fairbairn converts. KS—Matthew McCrane, 47-yd field goal. KS—McCrane 29-yd field goal. UCLA—Paul Perkins, 32-yard run. Fairbairn converts. UCLA—Devin Lucien 7-yd pass from Hundley. Fairbairn converts. KS—Tyler Lockett 3-yd pass from Jake Waters. Lockett pass from Waters. KS—DeMarcus Robinson 2-yd run. McCrane converts. UCLA—Fairbairn 44-yd field goal. KS—Waters 1-yd run. McCrane converts. UCLA—Perkins 67-yd run. Perkins rush failed. KS—Lockett 29-yd pass from Waters. McCrane converts.

UCLA	K-State
16	27
39/331	33/31
136	338
24/12/0	49/31/1
63/467	81/369
1/1	1/1
15/128	6/39
24:36	35:24
7/15	6/16
7/51	2/14
4/4	4/4

Top Individuals

Rushing - Perkins (U) 20-194-2, Hundley (U) 11-96-2, Lucien (U) 1-34-0, Jones (KS) 9-19-0; Receiving - Payton (U) 4-58-0, Lucien (U) 3-29-1, Fuller (U) 2-19-0, Johnson (U) 2-11-0, Duarte (U) 1-19-0, Lockett (KS) 13-164-2, Sexton (KS) 10-104-0, Cook (KS) 3-26-0; Passing - Hundley (U) 12-24-0-136-1; Waters (KS) 31-48-1-338-2; UCLA Tackles - Kendricks 10, Moreau 9, Wadood 8, Jack 8, Jefferson 7.

Foster Farms Bowl

Nebraska 37, UCLA 29 • December 26, 2015

SANTA CLARA, Calif. - Tommy Armstrong Jr. threw a touchdown pass and ran for another score to help Nebraska cap its season by beating UCLA 37-29 in the Foster Farms Bowl on Saturday night.

The Cornhuskers (6-7) scored 30 straight points after falling behind 21-7 early to overtake the Bruins (8-5) and provide a happy ending to coach Mike Riley's first season.

Stanley Morgan Jr. gave Nebraska the lead for good with a one-handed, 22-yard catch in the third quarter and Imani Cross, Terrell Newby and Andy Janovich all ran for scores for the Cornhuskers.

Armstrong completed 12 of 19 passes for 174 yards and ran for 76 more to lead the way for Nebraska, which had a season-high 326 yards rushing on 62 carries.

Josh Rosen threw for 319 yards and two touchdowns for the Bruins.

Nebraska only got the chance to play in a bowl because there were not enough six-victory teams to fill all 80 slots — and the Cornhuskers made the most of the opportunity by taking the game over in the third quarter.

After tying the score with two late touchdowns in the second quarter, Nebraska outgained UCLA 196 to 1 in the third quarter behind a dominant running game.

The Cornhuskers gained 151 yards on the ground alone in the third quarter, with the run game setting up Morgan's touchdown catch that made the score 27-21 and then leading the way on drives that ended in a field goal and Armstrong's 3-yard run in the opening minute of the fourth quarter to make the score 37-21.

UCLA defensive back Jaleel Wadood recorded 10 tackles, one for loss, and added a fumble recovery while earning the Defensive Player of the Game honors.

Scoring

UCLA	7	14	0	8	—	29
Nebraska	7	14	9	7	—	37

Weather: Partly Cloudy 46°. Attendance: 33,527

Scoring: UCLA—Paul Perkins, 1-yard run. Ka'imi Fairbairn converts. NEB—Imani Cross, 1-yard run. Drew Brown converts. UCLA—Kenneth Walker 60-yd pass from Josh Rosen. Fairbairn converts. UCLA—Nate Starks, 26-yard pass from Rosen. Fairbairn converts. NEB—Terrell Newby 3-yd run. Brown converts. NEB—Andy Janovich, 1-yard run. Brown converts. NEB—Stanley Morgan 22-yd pass from Tommy Armstrong. Kick failed. NEB—Brown 20-yd field goal. NEB—Armstrong 3-yd run. Brown converts. UCLA—Jordan Payton 9-yd pass from Rosen. Thomas Duarte pass from Rosen.

UCLA	NEB
17	31
16/67	62/326
319	174
41/26/2	19/12/0
57/386	81/500
2/0	1/1
7/56	6/38

21:45	Time of Possession	38:15
5/12	Third Down Conversion/Att	7/11
1/7	Sacks/Yds	0/0
2/3	Red Zone	5/6

Top Individuals

Rushing - Perkins (U) 12-68-1; Ozigbo (N) 21-87-0, Armstrong (N) 10-76-1; Cross (N) 15-55-1; Receiving - Andrews (U) 6-38-0, Duarte (U) 4-52-0, Walker (U) 3-88-1, Payton (U) 3-37-1; Reilly (N) 3-38-0, Westerkamp (N) 2-44-0; Passing - Rosen (U) 26-40-2-319-3, Armstrong (N) 12-19-0-174-1; UCLA Tackles - Clark 11, Wadood 10, Goforth 9, Wallace 8.

Cactus Bowl

Kansas State 35, UCLA 17 • December 26, 2017

PHOENIX, Ariz. (AP) - UCLA concluded its 2017 season with a 35-17 loss to Kansas State at the Cactus Bowl. The Bruins (6-7) led 17-7 at the half, but Kansas State (8-5) scored four unanswered touchdowns in the second half to secure the win.

The Bruins held a 17-7 advantage at halftime after two long touchdown passes from freshman quarterback Devon Modster. With K-State leading 10-3, Modster hit Jordan Lasley on a screen pass, and after a well-timed block by Christian Pabico, Lasley took it down 52 yards for the touchdown. The touchdown was Lasley's ninth touchdown reception of the season and 14th of his career. After a quick three-and-out, the Bruins scored quickly on their next possession, with Modster bombing a 70-yard touchdown pass to Theo Howard on the second play of the drive.

Kansas State flipped the script on the Bruins late in the third quarter, scoring two touchdowns in two minutes to take a 21-17 lead with 4:22 to play in the third. On fourth-and-goal on the one, Alex Delton pushed his way into the end zone to trim UCLA's lead to 17-14 with 6:39 left on the clock. The Wildcats quickly got the ball back thanks to a Bruin fumble on their own 24, and four players later, Delton threw to Dominique Heath for an eight-yard touchdown and the lead. The Wildcats extended the lead to 28-17 on another fourth down touchdown. On fourth-and-one on the 41, Alex Barnes ran it for a 41-yard rushing touchdown with 14:01 to play in the game. Kansas State scored its final touchdown on a 15-play, 98-yard drive with 4:34 remaining.

Modster finished the game 21-34 for a career-high 295 yards and two touchdowns. Lasley led UCLA with 128 yards receiving and tied a UCLA single-season record held by Freddie Mitchell in 2000 with his seventh 100-yard receiving game of the year. Howard recorded a career-high 119 yards receiving. Kenny Young, in his 42nd career start, and Jaleel Wadood led UCLA with nine tackles each.

Quarterback Josh Rosen warmed-up before the game, but was not cleared by the medical staff to play in the contest.

Scoring

Kansas State	7	0	14	14	—	35
UCLA	3	14	0	0	—	17

Weather: Clear, 66° indoors. Attendance: 32,859

Scoring: UCLA—JJ Molson, 44-yd field goal. KS—Alex Delton, 68-yd run. Matthew McCrane converts. UCLA—Jordan Lasley 52-yd pass from Devon Modster. Molson converts. UCLA—Theo Howard, 70-yd pass from Modster. Molson converts. KS—Delton 1-yd run. McCrane converts. KS—Dominique Heath 8-yd pass from Delton.



RB Paul Perkins ran for 194 yards in 2015 win over K-State.