



UCLA BASKETBALL

UCLA Athletic Communications • J.D. Morgan Center • 325 Westwood Plaza • Los Angeles, CA 90095

Men's Basketball Contact: Alex Timiraos • atimiraos@athletics.ucla.edu • o: (310) 206-0524 • c: (310) 847-9231

UCLA'S LEADING SCORERS

No.	Player	GP	GS	MPG	RPG	APG	PPG
22	TJ Leaf	16	16	30.9	9.1	2.7	17.5
20	Bryce Alford	16	16	33.2	2.6	2.5	16.8
2	Lonzo Ball	16	16	35.2	5.6	8.0	14.3
10	Isaac Hamilton	16	16	30.4	4.1	3.4	14.1
3	Aaron Holiday	16	0	26.6	2.9	4.5	13.4

2016-17 SCHEDULE

Exhibition Game

Nov. 1	The Master's University	P12N	W	100-58
--------	-------------------------	------	---	--------

November

Fri. 11	Pacific	P12N	W	119-80
Sun. 13	CSUN	P12N	W	102-87
Thu. 17	San Diego	P12N	W	88-68
Sun. 20	Long Beach State	P12N	W	114-77
Thu. 24	vs. Portland ¹	ESPN2	W	99-77
Fri. 25	vs. Nebraska ¹	ESPN2	W	82-71
Sun. 27	vs. Texas A&M ²	ESPN	W	74-67
Wed. 30	UC Riverside	P12N	W	98-56

December

Sat. 3	at (1) Kentucky	CBS	W	97-92
Sat. 10	Michigan	ESPN2	W	102-84
Wed. 14	UC Santa Barbara	P12N	W	102-62
Sat. 17	vs. Ohio State ³	CBS	W	86-73
Wed. 21	Western Michigan	P12N	W	82-68
Wed. 28	at (21) Oregon*	ESPN2	L	87-89
Fri. 30	at Oregon State*	P12N	W	76-63

January

Thu. 5	California*	ESPN	W	81-71
Sun. 8	Stanford*	FS1	5 p.m.	
Thu. 12	at Colorado*	FS1	9 p.m. (MT)	
Sat. 14	at Utah*	P12N	4 p.m. (MT)	
Thu. 19	Arizona State*	FS1	8 p.m.	
Sat. 21	(17) Arizona*	CBS	1 p.m.	
Wed. 25	at (25) USC*	FS1	8 p.m.	

February

Wed. 1	at Washington State	P12N	6 p.m.	
Sat. 4	at Washington	P12N	7:30 p.m.	
Thu. 9	(15) Oregon	ESPN	7 p.m.	
Sun. 12	Oregon State*	FS1	2 p.m.	
Sat. 18	(25) USC*	P12N	7 p.m.	
Thu. 23	at Arizona State*	ESPN/2	7 p.m. (MT)	
Sat. 25	at (18) Arizona*	ESPN/2	TBD	

March

Wed. 1	Washington*	FS1	8 p.m.	
Sat. 4	Washington State*	ESPNU	6:30 p.m.	
8-11	Pac-12 Tournament*	TBD	TBD	

* Pac-12 Conference games
ranking in parenthesis indicates this week's AP top 25 poll

1 Wooden Legacy (at Cal State Fullerton, Titan Gym)

2 Wooden Legacy (at Honda Center, Anaheim)

3 CBS Sports Classic (at T-Mobile Arena, Las Vegas)

4 Pac-12 Tournament (at T-Mobile Arena, Las Vegas)

UCLA ON SOCIAL MEDIA

Men's Basketball Twitter:	@UCLAMBB
Men's Basketball Instagram:	@UCLAMBB
Men's Basketball Snapchat:	UCLAMBB
Men's Basketball Facebook:	/UCLAMensBasketball
UCLA Athletics Twitter:	@UCLAathletics
UCLA Athletics Instagram:	@UCLAathletics
UCLA Athletics Facebook:	/UCLAathletics

#GoBruins

Stanford (8-7, 0-3) at No. 4/5 UCLA (15-1, 2-1)

Sunday, Jan. 8, 2017 – 5 p.m. PT
Los Angeles, Calif. (Pauley Pavilion)

GAME INFORMATION

Venue:	Pauley Pavilion (13,800)
Tipoff Time:	5:01 p.m. (PT)
Television:	Fox Sports 1 (FS1)
TV Talent:	Aaron Goldsmith (play-by-play), Steve Lavin (analyst)
Radio (UCLA Sports Network from IMG College):	AM 570
Radio Talent:	Josh Lewin (play-by-play), Tracy Murray (analyst)
SIRIUS/XM Radio Channels:	Ch. 81/Ch. 81
SIRIUS App. Channel:	Ch. 81



vs.



8-7, 0-3

15-1, 2-1

All-Time Series: UCLA leads, 142-83

UCLA won its first 13 games to open the season, the program's longest win streak at any time since 2008.

SUNDAY'S MATCHUP

UCLA closes its homestand against Stanford on Sunday evening (5 p.m., PT) in Pauley Pavilion in a nationally-televised contest by Fox Sports 1 (FS1). Last season, the Bruins lost their only game to Stanford, dropping a 79-70 decision to the Cardinal up north in Maples Pavilion. Stanford enters this Sunday's game seeking its first Pac-12 win of the season, having gone 8-7 overall. UCLA has won three of the last four meetings against Stanford. In fact, the Bruins have gone 18-5 against the Cardinal after having dropped six consecutive games in the series between 2003-05.

PROTECTING PAULEY: UCLA has won its last 10 home games against Stanford, a streak that began after the Bruins lost to the Cardinal, 75-64, in Pauley Pavilion on Jan. 20, 2005. One of those 10 victories came in the Los Angeles Sports Arena (Feb. 9, 2012) while Pauley Pavilion was closed for renovations.

HE'S FAMILIAR: Jerod Haase was named Stanford's head coach on March 25, 2016, having served as head coach at UAB (Alabama-Birmingham) the previous four years. UCLA twice faced UAB in 2014-15, defeating the Blazers in the Battle 4 Atlantis tournament (Bahamas) and in the second round of the NCAA Tournament.

LAST TIME OUT

The Bruins outlasted California, 81-71, before a sellout crowd of 13,659 in Pauley Pavilion on Thursday. UCLA took a 44-24 lead by halftime and extended its margin to 24 points in the game's final 14 minutes before the visiting Golden Bears reduced UCLA's cushion to 76-71 in the last minute. Bryce Alford scored 24 points, including 16 in the first half, while TJ Leaf had his seventh double-double of the year with 18 points and 11 rebounds. UCLA's 81 points were the most surrendered in any game by California this season (previous high was 77 versus San Diego State).

BALANCING ACT

Through 16 games, the Bruins have six players who have averaged in double-figure scoring (Leaf, Hamilton, Alford, Holiday, Ball and Welsh). TJ Leaf (17.5), Bryce Alford (16.8), Lonzo Ball (14.3) and Isaac Hamilton (14.1) all rank among the top 20 in Pac-12 in scoring (through Jan. 6). Seven of UCLA's eight regular contributors have recorded more assists than turnovers, with the only exception being freshman forward/center Ike Anigbogwu. Five of those seven Bruins have assist-turnover ratios of 1.6 or higher (Lonzo Ball's 3.5 ratio leads all Pac-12 players).

NO ORDINARY FRESHMEN

Freshmen TJ Leaf (17.5 ppg 9.1 rpg) and Lonzo Ball (14.3 ppg, 5.6 rpg, 8.0 apg) rank among the top 10 in multiple categories in the Pac-12. Leaf has twice been named the conference's player of the Week (Dec. 5, Dec. 19). He ranks first among all Pac-12 players in overall field goal percentage (65.6%) and is tied for third in scoring. Ball, named Pac-12 Player of the Week on Nov. 28, is the nation's only player averaging at least 10 points, five rebounds and eight assists per game. He has scored at least 20 points in two games and dished at least 10 assists in five games.

NATIONAL WATCH LISTS: Prior to the season, Lonzo Ball as named to the 50-man watch lists for the John R. Wooden Award and the Naismith Trophy, a pair of awards annually presented to the nation's top college player. Ball has also been listed as one of 20 players to the Bob Cousy Award watch list (nation's top point guard).

VALUING THE BALL: UCLA's Lonzo Ball and Samford's Christen Cunningham are the nation's only players who have logged at least 100 assists this season while compiling an assist-turnover ratio of 3.0 or better. Ball enters this Sunday's game having recorded 128 assists and 37 turnovers in 16 games (3.5 assist-turnover ratio).

SENIOR LEADER

Senior Bryce Alford ranks No. 12, nationally, among all active players in career points (1,633), through Jan. 5. In fact, Alford is the only player on that list's "top 20" who competes in a Power 5 conference. Alford, who has scored at least 10 points in all but one game, ranks No. 18 on UCLA's career scoring list. As a senior in 2016-17, he has averaged 16.8 points, 2.6 rebounds and 2.5 assists per game, shooting 83.9 percent from the free throw line and 48.3 percent from the field. He has averaged 19.6 points per game, shooting 52.4 percent, in the team's last five games.

SUPER SPARK PLUG

Sophomore Aaron Holiday has established himself as the conference's premier "sixth man," having averaged 13.4 points, 2.9 rebounds and 4.5 assists in UCLA's 16 games. Holiday has scored in double figures in 12 of 16 games, scoring a career-high 20 points in consecutive wins over UC Santa Barbara (Dec. 14) and Ohio State (Dec. 17). No other player in the Pac-12 has averaged as many points as Holiday has, coming off the bench. He continues to lead the Pac-12 in three-point field goal percentage (49.2%, 29/59) and ranks fifth in assists per game (4.5 apg).

BIGTIME OFF THE BENCH: Holiday is one of six players in the nation, without any starts, to have scored at least 200 points. He leads that group of players in overall field goal percentage (50.4%) and three-point field goal percentage (49.2%), according to sports-reference.com. Holiday's 72 assists are the most of any non-starter.

MEDIA INFORMATION

UCLA Athletic Communications
J.D. Morgan Center, Suite 128
325 Westwood Plaza, Los Angeles, CA 90095

Men's Basketball Contact	Alex Timiraos
Office Phone	(310) 206-0524
Cell Phone	(310) 847-9231
Fax	(310) 825-8664
E-mail	atimiraos@athletics.ucla.edu
Website	www.uclabruins.com

Media Availability

Steve Alford's weekly media availability typically takes place on the court in Pauley Pavilion at approximately 2:30 p.m. on Tuesdays (prior to practice). Players are available to the media after Coach Alford speaks. Members of the media are welcome to observe and record the first 15 minutes of practice those days. Media availability is not open to the public.

Credentials

Admission to the press seating and media room is by credential only. All credential requests should be made through UCLA's credential website at least two days prior to the game. Website address and instructions can be obtained by emailing Alex Timiraos (atimiraos@athletics.ucla.edu). Members of the media covering UCLA should request credentials for road games through Timiraos (via email, or phone at 310-206-0524).

Credential Pickup

Credentials are available during the week at the Athletic Communications Office. Credentials not claimed prior to game day will be available at Pauley Pavilion's "Will Call" window (Northwest corner of the arena). The media will call window and entrance opens two hours prior to tip-off.

Media Seating

A press pass enables entrance at Pauley Pavilion's Northwest media gate (across from the intramural field). Press seating is located in the upper level (Section 215) of the arena's south side (opposite team benches). Pauley Pavilion's media workroom is located in the Southeast corner of the building on the event level, adjacent to the Southeast elevator.

Postgame Procedure

Head coach Steve Alford and selected players will be available to the media in Pauley Pavilion's media room following a 10-minute cooling off period after each game. UCLA's locker room is closed to the media. To access the media room during or after the game, follow the stairwell down to the court and proceed to the southeast corner (elevator access available at the arena's southeast corner). The visiting team's head coach will be available following a 10-minute cooling off period outside the visiting locker room (northwest corner, event level).

QUICK FACTS

School Information

Founded	1919
Enrollment	43,239
Nickname	Bruins
Colors	Blue and Gold
Home Arena (capacity)	Pauley Pavilion (13,800)
Affiliation	NCAA Division I
Conference	Pac-12
Chancellor	Gene Block
Director of Athletics	Dan Guerrero
Athletic Dept. Phone	(310) 825-8699
Ticket Office Phone	(310) 825-2101

Men's Basketball History

First Season	1919-20
All-Time Record	1838-823 (.690)
NCAA Tournament Appearances	47
NCAA Final Four Appearances	18
NCAA Championships	11
Regular-Season Conference Titles	31

Team Information

2015-16 Record	15-17
2015-16 Pac-12 Record (finish)	6-12 (10th)
2015-16 Home/Road/Neutral	11-6-/3-7-/1-4
Lettermen Returning/Lost	10-/3
Starters Returning/Lost	4-/1
2015-16 Final Ranking	not ranked
2016-17 Newcomers	5
Head Coach	Steve Alford (4th year at UCLA)
Alford at UCLA	80-41 (4th season)
Alford Overall	543-276 (26th season)
Assistant Coaches	Duane Broussard (4th year at UCLA)
	Ed Schilling (4th year at UCLA)
	David Grace (4th year at UCLA)

2016-17 UCLA NUMERICAL ROSTER

No.	Name	Yr.	Pos.	Ht.	Wt.	Hometown (Previous School)
0	Alex Olesinski	So.	F	6-10	200	Roswell, N.M. (La Lumiere School [IN])
2	Lonzo Ball	Fr.	G	6-6	190	Chino Hills, Calif. (Chino Hills HS)
3	Aaron Holiday	So.	G	6-1	185	Chatsworth, Calif. (Campbell Hall HS)
4	Isaac Wulff	Fr.	G	6-3	175	Laguna Beach, Calif. (Laguna Beach HS)
5	Armani Dodson	Fr.	G	6-5	190	Fontana, Calif. (Kaiser HS)
10	Isaac Hamilton	Sr.	G	6-5	195	Los Angeles, Calif. (St. John Bosco HS)
13	Ike Anigbogu	Fr.	F/C	6-10	250	Corona, Calif. (Centennial HS)
14	György "G.G." Golomán	Jr.	F	6-11	215	Körmend, Hungary (The Sagemont School [FL])
15	Jerrold Smith	Sr.	G	6-0	165	Los Angeles, Calif. (St. Bernard's HS)
20	Bryce Alford	Sr.	G	6-3	185	Albuquerque, N.M. (La Cueva HS)
21	Alec Wulff	Jr.	G	6-3	185	Laguna Beach, Calif. (Laguna Beach HS)
22	TJ Leaf	Fr.	F	6-10	225	El Cajon, Calif. (Foothills Christian HS)
23	Prince Ali	So.	G	6-3	190	The Bronx, N.Y. (The Sagemont School [FL])
34	Ikenna Okwarabizie	Jr.	C	6-9	250	Lagos, Nigeria (Tyler Junior College [TX])
40	Thomas Welsh	Jr.	C	7-0	245	Redondo Beach, Calif. (Loyola HS)

2016-17 UCLA ALPHABETICAL ROSTER

No.	Name	Yr.	Pos.	Ht.	Wt.	Hometown (Previous School)
20	Bryce Alford	Sr.	G	6-3	185	Albuquerque, N.M. (La Cueva HS)
23	Prince Ali	So.	G	6-3	190	The Bronx, N.Y. (The Sagemont School [FL])
13	Ike Anigbogu	Fr.	F/C	6-10	250	Corona, Calif. (Centennial HS)
2	Lonzo Ball	Fr.	G	6-6	190	Chino Hills, Calif. (Chino Hills HS)
5	Armani Dodson	Fr.	G	6-5	190	Fontana, Calif. (Kaiser HS)
14	György "G.G." Golomán	Jr.	F	6-11	215	Körmend, Hungary (The Sagemont School [FL])
10	Isaac Hamilton	Sr.	G	6-5	195	Los Angeles, Calif. (St. John Bosco HS)
3	Aaron Holiday	So.	G	6-1	185	Chatsworth, Calif. (Campbell Hall HS)
22	TJ Leaf	Fr.	F	6-10	225	El Cajon, Calif. (Foothills Christian HS)
34	Ikenna Okwarabizie	Jr.	C	6-9	250	Lagos, Nigeria (Tyler Junior College [TX])
0	Alex Olesinski	So.	F	6-10	200	Roswell, N.M. (La Lumiere School [IN])
15	Jerrold Smith	Sr.	G	6-0	165	Los Angeles, Calif. (St. Bernard's HS)
40	Thomas Welsh	Jr.	C	7-0	245	Redondo Beach, Calif. (Loyola HS)
21	Alec Wulff	Jr.	G	6-3	185	Laguna Beach, Calif. (Laguna Beach HS)
4	Isaac Wulff	Fr.	G	6-3	175	Laguna Beach, Calif. (Laguna Beach HS)

COACHING STAFF

Steve Alford	Head Coach (4th season)	Indiana '87
Duane Broussard	Assistant Coach (4th season)	Bradley '93
Ed Schilling	Assistant Coach (4th season)	Miami (Ohio) '88
David Grace	Assistant Coach (4th season)	Park '03

SUPPORT STAFF

Tyus Edney	Director of Operations	UCLA '97
Doug Erickson	Director of Administration	San Jose State '90
Wes Long	Athletic Performance Coach	Texas '03
Briana Walker	Staff Associate	Florida State '09
Kory Barnett	Director of Player Development/Scouting	Indiana '12
Kory Alford	Video Coordinator	UCLA '15
Shane Besedick	Athletic Trainer	Long Beach State '08
Kenny Simpson	Equipment Manager	N.C. State '07
Veronica Rodriguez-Mora	Academic Advisor	NYU '02
Alex Timiraos	Athletic Communications Contact	Boston College '06

PRONUNCIATION GUIDE

Alford (ALL-ferd)
Ali (ah-LEE)
Ike Anigbogu (EE-kay ah-nee-BOH-goo)
Broussard (bru-SARD)
G.G. Golomán (G.G. GOH-lo-mun)
Ikenna Okwarabizie (ee-KAY-nuh oak-war-uh-BEE-zee-eh)
Olesinski (oll-eh-SHIN-skee)
Jerrold Smith (JEH-rolld Smith)
Wulff (WOLF)

AP Poll
(Week 8 – Jan. 2, 2017)

RK	TEAM	RECORD	PTS
1	Villanova (27)	12-0	1,619
2	Baylor (6)	13-0	1,532
3	Kansas	12-1	1,503
4	UCLA	14-1	1,406
5	Gonzaga	14-0	1,357
6	Kentucky	11-2	1,280
7	West Virginia	12-1	1,179
8	Duke	12-2	1,090
9	Louisville	12-2	1,063
10	Creighton	13-1	1,015
11	Virginia	11-2	954
12	Florida State	14-1	902
13	Wisconsin	12-2	865
14	North Carolina	12-3	785
15	Oregon	13-2	771
16	Xavier	12-2	634
17	Arizona	13-2	613
18	Butler	12-2	477
19	Saint Mary's	12-1	416
20	Purdue	12-3	405
21	Virginia Tech	12-1	293
22	Cincinnati	12-2	258
23	Notre Dame	12-2	250
24	Florida	10-3	193
25	Indiana	10-4	74
25	USC	14-1	74

Also receiving votes: Minnesota (56), Clemson (23), Miami (16), Maryland (6), Kansas State (5), Seton Hall (3), Iowa State (3), Northwestern (2), VCU (2), UNC Wilmington (1).

USA Today Coaches Poll
(Week 8 – Jan. 2, 2017)

RK	TEAM	RECORD	PTS
1	Villanova (30)	14-0	774
2	Kansas (1)	12-1	723
3	Baylor	13-0	718
4	Gonzaga	14-0	666
5	UCLA	14-1	655
6	Kentucky	11-2	600
7	West Virginia	12-1	555
8	Duke	12-2	510
9	Louisville	12-2	493
10	Creighton	13-1	453
11	Wisconsin	12-2	439
12	Virginia	11-2	397
13	Florida State	14-1	383
14	Oregon	13-2	348
15	Xavier	12-2	347
16	North Carolina	12-3	342
17	Arizona	13-2	321
18	Butler	12-2	250
19	Saint Mary's	12-1	241
20	Purdue	12-3	190
21	Notre Dame	12-2	150
22	Cincinnati	12-2	144
23	Virginia Tech	12-1	88
24	Florida	10-3	80
25	Indiana	10-4	77

Others receiving votes: USC (49), South Carolina (23), Miami (19), Minnesota (9), California (7), Kansas State (7), New Mexico State (4), Clemson (4), UNC Wilmington (4), Maryland (2), Nebraska (1), Oklahoma State (1), Seton Hall (1).

TRIPLE-DOUBLE NOTES

UCLA has four triple-doubles in its record book, including three since the assist became an official NCAA stat prior to the 1983-84 season. Most recently, Kyle Anderson had a triple-double as a sophomore in Nov. 2013.

PLAYER	DATE	OPPONENT	RESULT	PTS	RBS	AST	BLK
Kyle Anderson	11/22/2013	Morehead State	W, 81-70	13	12	11	3
Toby Bailey	12/18/1995	Stephen F. Austin	W, 109-88	23	10	10	1
Jelani McCoy	12/09/1995	Maryland	W, 73-63	15	10	0	11
Bill Walton	12/08/1973	SMU	W, 77-60	25	16	11	—

• Lonzo Ball was two rebounds shy of a triple-double in his UCLA debut, totaling 19 points, 11 assists and eight rebounds in the Bruins' 119-80 win against Pacific (Nov. 11)..

• Ball and TJ Leaf each finished just short of triple-doubles in UCLA's 102-62 win over UC Santa Barbara (Dec. 14) – Leaf had 25 points, 10 rebounds and eight assists, while Ball totaled 13 points, 10 rebounds and seven assists.

• Ball had eight points, nine rebounds and nine assists in the team's 86-73 victory over Ohio State in Las Vegas (Dec. 17) as part of the CBS Sports Classic just three days after the near-triple-double against UC Santa Barbara (Dec. 14)

STARTING FIVE, PLUS ONE

• **Bryce Alford** ranks No. 18 on UCLA's all-time scoring list. He enters Sunday night's game having scored 1,633 career points – just one behind four-year standout guard Darren Collison (1,634). Alford has scored in double figures in 15 of 16 games, having registered at least 20 points in four of the Bruins' last five contests.

• **Isaac Hamilton** has averaged at least 10 points per game in each of his three seasons on the court with UCLA. Currently averaging 14.3 points, 4.1 rebounds and 3.4 assists, Hamilton has shot 45.1 percent from the field and is third on the team with 34 made 3-pointers. He has scored in double figures in 42 of the Bruins' last 48 games.

• **Lonzo Ball**, who has emerged as a national player of the year candidate, ranks second in the nation in assists per game (8.0), averaging 14.3 ppg and 5.6 rpg. Ball's current total of 128 assists is the highest single-season total by any UCLA freshman since Jrue Holiday finished with 129 assists in 2008-09.

• **TJ Leaf** has scored at least 20 points in a team-best six games and ranks first on the squad and tied for third in the Pac-12 in scoring (17.5 ppg). The freshman has seven double-doubles, including an 18-point, 11-rebound game against California last Thursday (Jan. 5). Leaf leads all Pac-12 players in field goal percentage (65.6%, 118/180).

• **Thomas Welsh** has made 57.1 percent of his total shot attempts (56/98) and is currently tied for seventh on UCLA's career blocks list (97). Welsh has registered six double-doubles this season and has made all 20 of his free throw attempts. He missed four games from Dec. 10-21 while recovering from a bruised right knee.

• **Aaron Holiday** leads all Pac-12 players in 3-point field goal percentage (49.2, 29/59), through Jan. 5. He ranks fifth in assists per game (4.5) and has scored in double figures in 12 of 16 games. Last month, he became UCLA's first player since Jordan Adams (Nov. 2012) to score at least 20 or more points off the bench in back-to-back games.

HIGH MARKS ...

• Through Jan. 5, UCLA ranked first in the nation in assists per game (22.8) and total assists (365), second in field goal percentage (53.6) and assist-turnover ratio (1.88) and third in points per game (93.1) and total blocks (103). In addition, the Bruins were fourth in three-point percentage (42.2) and seventh in scoring margin (19.0 ppg).

• With a 102-84 win over Michigan on Dec. 10, the Bruins became the first team since Duke on Dec. 8, 2001, to have eclipsed the 100-point mark against the Wolverines. UCLA has compiled a 3-0 record this season against teams from the Big Ten Conference, also picking up neutral site wins over Nebraska (Nov. 25) and Ohio State (Dec. 17).

• The Bruins shot 67.2 percent against Michigan (39/58), the highest mark by any UCLA team since Dec. 23, 2005, when the team shot 67.3% (37/55) against Sacramento State. UCLA's 62.5 three-point percentage against Michigan was its highest since Nov. 29, 2013, when the team shot 76.5% from downtown (13/17) against Northwestern.

ABOUT THE CARDINAL

Stanford enters this Sunday evening's game having lost three consecutive games, all in Pac-12 play (home against Arizona State and Arizona and at USC). Leading scorer Reid Travis (17.5 ppg, 9.6 rpg), a junior forward from Minneapolis, Minn., is out indefinitely with a right shoulder injury, the school announced prior to its game against USC on Thursday. Junior guard Dorian Pickens (13.2 ppg, 4.0 rpg) is Stanford's only other player currently averaging at least 10 points per game. Pickens leads the Cardinal in three-point shooting percentage (41.4%), having made 29 of 70 treys.

SHARING THE BALL

UCLA has recorded a season-high 29 assists in three games this year (vs. Pacific on Nov. 11, vs. Portland on Nov. 24 and vs. UC Riverside on Nov. 30). Previously, UCLA had not had as many as 29 assists since Dec. 31, 2006 (vs. Washington). UCLA last reached the 30-assist total in a game on Feb. 23, 1995, recording 32 assists at California (UCLA won, 104-88). The Bruins also had 32 assists on Nov. 27, 1993 (against Loyola Marymount) and on Feb. 23, 1989 (versus Washington). UCLA totaled 38 assists on Dec. 2, 1990 in the team's 149-98 win over Loyola Marymount.

HOME SWEET HOME

UCLA's current nine-game win streak in Pauley Pavilion marks the team's longest home streak since concluding the 2014-15 season with nine consecutive home victories. The Bruins have not won 10 straight home games since winning their first 15 home contests in 2013-14, head coach Steve Alford's first season at UCLA. The Bruins have compiled a 67-12 overall record in Pauley Pavilion since the arena reopened Nov. 9, 2012, after an 18-month renovation.

LAST TIME SINCE?

UCLA ranked third in the nation in scoring (93.1 ppg), through Jan. 5. The Bruins are averaging above their league-record of 92.3 ppg, set in 1967-68. UCLA has not registered 85.0 ppg since 1994-95 (87.5 ppg) and has not averaged 90.0 or more points per game since 1990-91 (92.3 ppg). UCLA leads the nation in assists per game (22.8). The assist was not an official NCAA stat until 1983-84, but UCLA's school record (22.4 apg) came in 1973-74.

INJURY UPDATE

Prince Ali and Alex Olesinski have decided to redshirt the 2016-17 season. Ali, a sophomore guard, had surgery to repair a torn meniscus (left knee) on July 15, 2016. Olesinski, a sophomore forward, has been sidelined with a stress reaction in his left foot since the week of Nov. 7-11, 2016. Both Ali and Olesinski have resumed practicing with the team. Neither student-athlete has played during the 2016-17 regular season. Thomas Welsh missed four games in December with a bruised right knee before returning to play at Oregon and Oregon State last week.

NOTES ON THE EARLY WIN STREAK

UCLA opened its season with 13 consecutive victories, all in non-conference play, before suffering its first defeat (89-87) on a last-second three-point shot at No. 21 Oregon on Dec. 28. UCLA had not won 13 consecutive games to open a season since 2006-07, when the Bruins won their first 14 straight contests.

NOT THE FIRST TIME: UCLA saw its season-opening 14-game win streak end in 2006-07 with a two-point loss at Oregon during the opening weekend of Pac-10 play (Jan. 6, 2007 – Oregon won, 68-66). In addition, the Bruins' 1994-95 team dropped its first (and only game) of the season at Oregon, ending a six-game win streak (Jan. 5, 1995 – Oregon won, 82-72). That season's UCLA team won the NCAA Championship.

BEST SINCE: The Bruins' season-opening 13-game win streak marked the program's longest win streak at any point during the season since Feb. and March 2008, when UCLA won 14 consecutive games before losing to Memphis, 78-63, in the Final Four. In fact, the Bruins had not won 10 consecutive games or more since midway through the 2012-13 season (that 10-game streak ran from Dec. 8-Jan. 17).

RECORD KEEPING: UCLA has opened a season with at least 13 straight wins 12 times. Nine of those campaigns ended with UCLA winning the national title, and the Bruins finished with undefeated records in four of those years (1946-47, 1967, 1972 and 1973). Since John Wooden retired at the conclusion of the 1974-75 season, UCLA has posted win streaks of 10 games or longer 14 times (including this year's streak).

13 OR BETTER? The Bruins have opened with a record of 13-0 or better four times since John Wooden retired after the 1974-75 season. UCLA began the year 13-0 this season and went 14-0 to open its 2006-07 campaign. UCLA raced to a 14-0 start in 1993-94 and opened 6-0 to start in 1994-95. UCLA's 1995 and 2007 teams each advanced to the Final Four, while the 1994 team was upset in the tournament's first round.

TOURNAMENT TITLE

With three wins in four days at the 2016 Wooden Legacy in Orange County, UCLA captured its first outright in-season tournament title since winning the 2007 O'Reilly Auto Parts CBE Classic (St. Louis, Mo.). This marked UCLA's first Wooden Legacy championship in two trips to the eight-team tournament. UCLA also played in the event in Nov. 2009 when it was named the 76 Classic. Lonzo Ball had 16 points and 10 assists in UCLA's title victory over Texas A&M.

IN REVIEW: UCLA defeated Portland (99-77) on Thanksgiving night before taking down Nebraska (82-71) the following day at Cal State Fullerton (Nov. 25). That Sunday (Nov. 27), UCLA recorded a 74-67 win over Texas A&M to win the tournament title. Lonzo Ball was named the tournament's Most Valuable Player.

THREE-POINT THREAT

Bryce Alford ranks first in school history in single-season 3-pointers made and is second in career three-pointers. He made a school-record 93 treys in 2014-15 (sophomore) and has now made 262 three-pointers, second-most at UCLA behind Jason Kapono (317, played from 2000-03). Alford made 73 three-pointers last season to become UCLA's first player since Arron Affalo (in 2005-06, 2006-07) to have made at least 70 three-pointers in consecutive seasons.

UCLA: Single-Season Three-Point Field Goals Made					
Total	Name	Season	Class	Percentage	3p-FG/FGA
93	Bryce Alford	2014-15	SO	.391	93/238
87	Arron Affalo	2006-07	JR	.375	87/232
87	Jason Kapono	2001-02	JR	.453	87/192

THAT'S A LONG STREAK: The Bruins have made at least one 3-point attempt in each of their previous 569 games. The last game UCLA played in which it didn't make a 3-pointer was against Stanford on Feb. 3, 2000.

POINTS AND ASSISTS

Bryce Alford has become the fifth player in school history, on record, to have scored at least 1,400 career points and registered 400 or more assists. Alford has become the first UCLA player to equal or eclipse those two career totals since Darren Collison, who amassed 1,634 points and 577 assists over four seasons (2006-09).

Player	Seasons	Points	Assists	Games	PPG	APG	FG/FGA	FG Pct.
Toby Bailey	1995-1998	1846	458	129	14.3	3.6	679/1479	.459
Darren Collison	2006-2009	1634	577	142	11.5	4.1	563/1185	.475
Tyus Edney	1992-1995	1515	652	125	12.1	5.2	484/1007	.481
Pooh Richardson	1986-1989	1461	833	122	12.0	6.8	600/1170	.513
Bryce Alford	2014-present	1633	485	121	13.5	4.0	495/1230	.402

*assists were first officially recorded at UCLA in 1973-74

PRESEASON PROJECTIONS

UCLA was selected third in the preseason Pac-12 media poll, announced at Pac-12 media day in San Francisco (Oct. 21). Oregon was picked to finish first in this season's preseason poll, collecting 23 of 27 first-place votes. Arizona was selected second and UCLA was third.

PREDICTIONS: Members of the media have correctly picked the regular-season winner of the conference 14 times in 24 tries, while the winner has been accurately chosen in 16 of the 27 all-time preseason votes. This marked the first time in the history of the 28-year preseason poll in which Oregon was selected to finish first.

LAST TIME: UCLA last won the Pac-12's regular-season crown in 2012-13. The Bruins finished second in 2013-14, the most recent season in which UCLA captured the Pac-12 Tournament title (in Las Vegas, Nev.).

SINGLE-GAME ASSISTS

Earl Watson owns the school's single-game assist record – 16 against Maryland on March 18, 2000 (UCLA won that game, 105-70). Next on the list are Darrick Martin (vs. Pittsburgh, Feb. 2, 1991) and Darren Collison (vs. Arizona, Feb. 17, 2007), who each had 15 assists. The most assists in one game by any UCLA freshman is 13, set by Lonzo Ball in the Bruins' 98-56 win over UC Riverside (Nov. 30). Previously, Pooh Richardson had 12 assists as a freshman (Jan. 11, 1986). The assist became an official NCAA statistic during the 1983-84 season. UCLA has consistently tracked the stat since the 1971-72 season.

UCLA'S SINGLE-GAME RECORD		
Player	Assists	Date
Earl Watson	16	03/18/00
Darren Collison	15	02/17/07
Darrick Martin	15	02/02/91
Pooh Richardson	14	03/17/89
Pooh Richardson	14	12/13/86
Pooh Richardson	14	12/06/86
Roy Hamilton	14	03/05/78
Andre McCarter	14	03/31/75
14 times ^	13	----

^ Lonzo Ball had 13 vs. UC Riverside (11/30/16)

BRUINS IN THE CLASSROOM

Student-Athlete	Year	Major
Bryce Alford	SR	political science
Prince Ali	SO	undeclared
Ike Anigbogu	FR	undeclared
Lonzo Ball	FR	undeclared
Armani Dodson	FR	undeclared
Gyorgy "G.G." Goloman	JR	psychology
Isaac Hamilton	SR	history
Aaron Holiday	SO	undeclared
TJ Leaf	FR	undeclared
Ikenna Okwarabizie	JR	sociology
Alex Olesinski	SO	undeclared
Jerrold Smith	SR	political science
Thomas Welsh	JR	economics
Alec Wulff	JR	political science
Isaac Wulff	FR	undeclared

QUICK HITTERS

UCLA's three seniors – Bryce Alford, Isaac Hamilton and Jerrold Smith – are all on track to graduate in 2017. More recently, UCLA had four seniors earn their undergraduate degrees after the 2014-15 season (Kory Alford, David Brown, Nick Kazemi and Norman Powell) and three student-athletes after the 2012-13 season (Larry Drew II, David Wear and Travis Wear).

UCLA has scored 100 points in back-to-back games two times this season. In all, the Bruins have reached the 100-point threshold in five games. Prior to this season, UCLA had not scored or more points in consecutive games since Nov. 24 and 28, 2013, within the first six games of head coach Steve Alford's first season at UCLA. Before the back-to-back 100-plus point games in 2013, the Bruins had not accomplished that feat since Nov. 27 and Dec. 4, 1993. UCLA has not scored 100+ points in three straight games since opening the 1971-72 season with seven consecutive wins with 100 or more points (Dec. 3-29, 1971).

The Bruins scored a season-low 74 points in the championship game of the Wooden Legacy tournament in Fullerton and Anaheim. The Bruins won that contest, 74-67, over Texas A&M to improve to 7-0 overall. This marks the first season since 1994-95 in which UCLA has scored at least 70 points in each of its first 15 games. UCLA has not scored at least 74 points in each of its first 15 contests since the 1971-72 season.

UCLA set the school single-game record for most made 3-pointers in one game when the Bruins went 18-for-30 in the team's season-opening, 119-80 win over Pacific in Pauley Pavilion. Not only did that set an arena record in Pauley Pavilion, for the most made threes in one game, but UCLA also set a new single-game school record. UCLA nearly topped that mark one month later, nailing 15 three-pointers in the team's 102-84 home victory against Michigan. The Bruins' previous single-game record for most made 3-pointers was 17, as UCLA made 17 of 33 in a 96-86 loss to Arizona at the McKale Center (Tucson, Ariz.) on Jan. 19, 2002.

Led by junior Thomas Welsh and freshman Ike Anigbogu, the Bruins have averaged 6.44 blocks per game, totaling 103 through 16 games. Welsh has averaged 2.2 blocks per game (12 contests) while Anigbogu, in just 13.5 minutes per game off the bench, has averaged 1.7 blocks per game. UCLA set a school record with 199 blocked shots during the 2010-11 season. This year's team can crack the program's "top 10" blocks list with just 32 more blocked shots (UCLA's 2009-10 team ranks No. 10 with 135 blocks).

ACTIVE LEADERS – RECORD WATCH

UCLA's ALL-TIME SCORING LEADERS

No.	Player	Points	PPG
1.	Don MacLean (1989-92)	2608	20.5
2.	Kareem Abdul-Jabbar (1967-69)	2325	26.4
3.	Jason Kapono (2000-03)	2095	16.5
–	Reggie Miller (1984-87)	2095	17.2
5.	Toby Bailey (1995-98)	1846	14.3
6.	Ed O'Bannon (1992-95)	1815	15.1
7.	J.R. Henderson (1995-98)	1801	14.2
8.	Trevor Wilson (1987-90)	1798	14.3
9.	Tracy Murray (1990-92)	1792	18.3
10.	Charles O'Bannon (1994-97)	1784	13.3
11.	Bill Walton (1972-74)	1767	20.3
12.	Josh Shipp (2005-09)	1730	12.4
13.	David Greenwood (1976-79)	1721	14.8
14.	Gail Goodrich (1963-65)	1691	18.9
15.	Marques Johnson (1974-77)	1659	14.4
16.	Kenny Fields (1981-84)	1638	14.9
17.	Darren Collison (2006-09)	1634	11.7
18.	Bryce Alford (2014-present)	1633	13.5
19.	Shon Tarver (1991-94)	1575	12.8
20.	Arron Affalo (2005-07)	1540	14.7
21.	Tyus Edney (1992-95)	1515	12.1
22.	Pooh Richardson (1986-89)	1461	12.0
23.	Dijon Thompson (2002-05)	1458	12.5
24.	Earl Watson (1998-01)	1449	11.2
25.	Sidney Wicks (1969-71)	1423	15.8
26.	Walt Hazzard (1962-64)	1401	16.1
27.	Curtis Rowe (1969-71)	1383	15.4
28.	Kiki Vandeweghe (1977-80)	1380	12.2
29.	Norman Powell (2012-15)	1376	9.8
30.	Rod Foster (1980-83)	1365	12.1
31.	Roy Hamilton (1976-79)	1355	12.5
32.	Keith Wilkes (1972-74)	1349	15.0
33.	Kris Johnson (1995-98)	1294	11.6
34.	Henry Bibby (1970-72)	1293	14.4
35.	Dan Gadzuric (1999-02)	1287	10.5
36.	Richard Washington (1974-76)	1245	14.3
37.	Willie Naulls (1954-56)	1225	15.5
38.	Mike Sanders (1979-82)	1210	11.1
39.	John Moore (1952-55)	1202	11.1
40.	Darrick Martin (1989-92)	1195	9.3
41.	Walt Torrence (1957-59)	1181	15.3
42.	Mike Warren (1966-68)	1176	13.7
43.	Darren Daye (1980-83)	1149	10.1
44.	John Green (1960-62)	1148	14.2
45.	Isaac Hamilton (2015-present)	1144	13.6
46.	Jordan Adams (2013-14)	1131	16.4
47.	Tony Parker (2013-16)	1128	8.3
48.	Montel Hatcher (1984-87)	1115	9.4
49.	Matt Barnes (1999-02)	1066	8.8
50.	T.J. Cummings (2001-04)	1062	9.0

UCLA's CAREER 3-POINT FIELD GOALS MADE

No.	Player	Years	3FGM
1.	Jason Kapono	2000-03	317
2.	Bryce Alford	2014-present	262
3.	Arron Affalo	2005-07	209
–	Michael Roll	2006-10	209
5.	Josh Shipp	2005-08	198
6.	Tracy Murray	1990-92	197
7.	Toby Bailey	1995-98	171
8.	Darren Collison	2006-09	164
9.	Isaac Hamilton	2015-present	153
10.	Billy Knight	1998-02	137

UCLA's CAREER ASSISTS

No.	Player	Years	3FGM
1.	Pooh Richardson	1986-89	833
2.	Tyus Edney	1992-95	652
3.	Darrick Martin	1989-92	636
4.	Earl Watson	1998-01	607
5.	Darren Collison	2006-09	577
6.	Ralph Jackson	1981-84	523
7.	Roy Hamilton	1976-79	512
8.	Bryce Alford	2014-present	485
9.	Toby Bailey	1995-98	458
10.	Cameron Dollar	1994-97	451

UCLA's CAREER FREE THROW PERCENTAGE

No.	Player	Years	FT-FTA	PCT
1.	Rod Foster	1980-83	309-351	.880
2.	Don MacLean	1989-92	711-827	.860
3.	Darren Collison	2006-09	349-410	.851
4.	Jordan Adams	2013-14	287-342	.839
5.	Reggie Miller	1984-87	488-584	.836
6.	Jason Kapono	2000-03	380-458	.830
7.	Bryce Alford	2014-present	381-460	.828
8.	Gary Cunningham	1960-62	201-244	.824
9.	Henry Bibby	1970-72	275-334	.823
10.	Nikola Dragovic	2007-10	128-156	.821

* minimum 150 attempts

AGAINST TOP-RANKED FOES

Since the start of the 2015-16 campaign, UCLA has registered three wins over top-10 ranked teams. UCLA won at No. 1 Kentucky on Dec. 3 this season. In 2015-16, UCLA defeated No. 1 Kentucky and No. 7 Arizona.

The last time that UCLA ...

Faced a top-10 team:	at No. 1 Kentucky	W, 97-92	Dec. 3, 2016
Faced a top-10 team at home:	vs. No. 9 Oregon	L, 76-68	March 2, 2016
Faced a top-10 team in a true road game:	at No. 1 Kentucky	W, 97-92	Dec. 3, 2016
Defeated a top-10 team:	vs. No. 7 Arizona	W, 87-84	Jan. 7, 2016
Defeated a top-10 team in a true road game:	at No. 1 Kentucky	W, 97-92	Dec. 3, 2016
Faced a top-10 non-conference team:	at No. 1 Kentucky	W, 97-92	Dec. 3, 2016
Faced a top-10 non-conference team at home:	vs. No. 1 Kentucky	W, 87-77	Dec. 3, 2015
Defeated a top-10 non-conference team:	at No. 1 Kentucky	W, 97-92	Dec. 3, 2016
Defeated a top-10 non-conference team at home:	vs. No. 1 Kentucky	W, 87-77	Dec. 3, 2015
Defeated a top-10 non-conference team (road/neutral):	at No. 1 Kentucky	W, 97-92	Dec. 3, 2016

AGAINST NUMBER ONE

UCLA has faced the nation's No. 1-ranked team five times since the start of the 2013-14 season. The Bruins defeated No. 1 Kentucky on Dec. 3, 2016, in their first-ever trip to Rupp Arena. Last season, UCLA downed No. 1 Kentucky, 87-77, in Pauley Pavilion on Dec. 3, 2015. Other recent games against No. 1 teams include versus Kentucky in Chicago (Dec. 20, 2014), at home against Arizona (Jan. 9, 2014) and in the NCAA Tournament's Sweet 16 against Florida (March 27, 2014). UCLA has gone 12-22 all-time against the Associated Press' No. 1-ranked team.

The Last Time ...	Date	Result	Score	Opponent	Venue
Played No. 1 team	12/03/2016	W	97-92	Kentucky	Rupp Arena
Defeated No. 1 team	12/03/2016	W	97-92	Kentucky	Rupp Arena
Defeated No. 1 team at home	12/03/2015	W	87-77	Kentucky	Pauley Pavilion
Defeated No. 1 team on road	12/03/2016	W	97-92	Kentucky	Rupp Arena

• This season's win over No. 1 Kentucky (Dec. 3) vaulted the Bruins to No. 2 in the rankings, UCLA's highest spot since Nov. 26, 2007 – when UCLA was tabbed No. 2 in the AP poll and No. 1 in the USA Today Coaches poll. This year's win marked the second consecutive year UCLA defeated Kentucky as the nation's No. 1-ranked team. UCLA downed UK in Pauley Pavilion, 87-77, on Dec. 3, 2015, one year to the day of this season's victory in Rupp Arena.

• Before registering back-to-back wins over No. 1 Kentucky in Dec. 2015 and Dec. 2016, UCLA had not downed the nation's top-ranked team in five previous tries. UCLA had last defeated the No. 1 team on March 13, 2003, upending Arizona, 96-89, in overtime in a first-round Pac-10 Tournament game. The Bruins were unable to get wins against top-ranked Stanford (Feb. 2004), Kansas (Dec. 2009), Arizona (Jan. 2014), Florida (March 2014) and Kentucky (Dec. 2014).

• UCLA's win at Kentucky on Dec. 3, 2016, marked the program's first victory in a true road game against the nation's top-ranked team since Feb. 3, 2001, when the Bruins defeated Stanford, 79-73, in Maples Pavilion. Since the start of the 1999-2000 season, UCLA has gone 6-8 against the nation's No. 1-ranked team.

• In four seasons under Coach Alford, UCLA has played the nation's No. 1 team five times (AP poll). The Bruins have played Kentucky the last three years, with the Wildcats having been ranked No. 1 in both major polls each time. This season's game marked UCLA's first win on the road at the No. 1-ranked team since Feb. 3, 2001 (UCLA def. Stanford, 79-73). UCLA had not played a road game at the No. 1 team since Feb. 13, 2003 (lost at No. 1 Arizona, 106-70).

• UCLA's victory snapped the Wildcats' 42-game win streak in Rupp Arena. Kentucky had not lost at home since a 71-67 overtime setback to Arkansas on Feb. 27, 2014. In addition, the Bruins' 97 points were the most surrendered by any Kentucky team under eighth-year head coach John Calipari (his first season at UK was 2009-10).

• The Bruins have faced Kentucky in three consecutive seasons, with the Wildcats having been ranked No. 1 in each of those meetings (12/20/2014, 12/3/2015, 12/3/2016). UCLA's 97-92 win over Kentucky earlier this season marked the most point that any Kentucky team has surrendered under eighth-year head coach John Calipari.

• UCLA's win over Kentucky last season (Dec. 3, 2015), marked the program's first victory over a top-10 team (AP poll) since March 15, 2014, when the Bruins edged No. 4 Arizona, 75-71, in the Pac-12 Tournament title game. UCLA landed its first home win over the nation's No. 1 team since Jan. 12, 2002 (vs. No. 1 Kansas, 87-77).

UCLA's CAREER FREE THROWS MADE

No.	Player	Years	FTM
1.	Don MacLean	1989-92	711
2.	Reggie Miller	1984-87	488
3.	Tyus Edney	1992-95	450
4.	Lew Alcindor	1967-69	439
5.	J.R. Henderson	1995-98	435
6.	Gail Goodrich	1963-65	416
7.	John Green	1960-62	404
8.	Walt Hazzard	1962-64	385
9.	Trevor Wilson	1987-90	384
10.	Bryce Alford	2014-present	38

UCLA's CAREER BLOCKS

No.	Player	Years	Blocks
1.	Jelani McCoy	1996-98	188
2.	Dan Gadzuric	1999-02	184
3.	Charles O'Bannon	1994-97	118
4.	Lorenzo Mata-Real	2005-08	117
5.	Ryan Hollins	2003-06	101
6.	Tyler Honeycutt	2010-11	99
7.	Thomas Welsh	2015-present	97
–	Rodney Zimmerman	1991-94	97
9.	Ed O'Bannon	1992-95	95
10.	Tony Parker	2013-16	94

UCLA's CAREER FIELD GOAL PERCENTAGE

No.	Player	Years	FT-FTA	PCT
1.	Jelani McCoy	1996-98	309-351	.880
2.	Bill Walton	1972-74	747-1147	.651
3.	Lew Alcindor	1967-69	943-1476	.639
4.	Reeves Nelson	2010-11	296-496	.597
5.	Stuart Gray	1982-84	242-422	.573
6.	Kiki Vandeweghe	1977-80	536-941	.570
7.	Marques Johnson	1974-77	688-1211	.568
8.	Joshua Smith	2011-12	260-460	.565
9.	Kevin Love	2008	227-406	.559
10.	Darren Daye	1983-83	452-815	.555
–	Thomas Welsh	2015-present	275-496	.554

* minimum 150 attempts

BRUINS IN THE NBA (JANUARY 2016)

Player	NBA Team	NBA Season	Years in NBA	Years at UCLA
Arron Afflalo	Sacramento Kings	10th season	2008-2016	2005-2007
Kyle Anderson	San Antonio Spurs	3rd season	2015-2016	2013-2014
Trevor Ariza	Houston Rockets	13th season	2005-2016	2004
Matt Barnes	Sacramento Kings	13th season	2004-2016	1999-2002
Darren Collison	Sacramento Kings	7th season	2010-2016	2006-2009
Jrue Holiday	New Orleans Pelicans	8th season	2010-2016	2009
Zach LaVine	Minnesota Timberwolves	3rd season	2015-2016	2014
Kevon Looney	Golden State Warriors	2nd season	2016-present	2015
Kevin Love	Cleveland Cavaliers	9th season	2009-2016	2008
Luc Richard Mbah a Moute	Los Angeles Clippers	9th season	2009-2016	2006-2008
Shabazz Muhammad	Minnesota Timberwolves	4th season	2014-2016	2013
Norman Powell	Toronto Raptors	2nd season	2016-present	2012-2015
Russell Westbrook	Oklahoma City Thunder	9th season	2009-2016	2007-2008

• Since 1948, UCLA has produced the second-most NBA draft selections (114) ... Kentucky tops that list with 121 draft picks. Trailing Kentucky and UCLA on the all-time list are North Carolina (110) and Duke (86) ... with 13 former players on NBA rosters, UCLA leads all Pac-12 programs in that category and ranks fifth, nationally ... last season, 16 Bruins competed in the NBA, including five players from UCLA's 2013-14 squad.

• Former UCLA standout Russell Westbrook earned MVP honors at the 2016 NBA All-Star Game (Feb. 14) for the second straight season ... Westbrook was selected to compete in his fifth career All-Star Game, making his first-ever start ... Westbrook concluded the regular season having averaged 23.5 points, 7.8 rebounds and 10.4 assists per game.

• Former UCLA guards stole the show at both NBA All-Star Weekends in 2015 (New York) and 2016 (Toronto) ... during each All-Star Weekend, Zach LaVine won the annual Slam Dunk Contest one night before Westbrook captured NBA All-Star Game Most Valuable Player (MVP) accolades.

• Seven UCLA players under head coach Steve Alford have advanced to the NBA. Four of those Bruins were first-round NBA draft picks (Zach LaVine, Jordan Adams, Kyle Anderson and Kevon Looney). In addition, Norman Powell was a second-round pick in 2015, while Travis Wear and David Wear joined NBA teams as undrafted free agents.

UCLA AND THE NBA

Matt Barnes entered the 2016-17 NBA season as the most veteran former UCLA player in the league (now in his 14th season). A second-round pick (No. 46 overall) by the Memphis Grizzlies in 2002, Barnes didn't make his NBA debut until Jan. 19, 2004, for the Los Angeles Clippers. He entered this season having played in 855 career NBA contests. UCLA's second-most veteran current NBA player is Trevor Ariza, who spent the 2003-04 campaign in Westwood as a freshman. Ariza enters 13th season in the league, his third consecutive year with the Houston Rockets.

MO OSTIN BASKETBALL CENTER

Construction has begun on the men's and women's basketball programs' new on-campus training and performance facility, known going forward as the Mo Ostin Basketball Center. Named after legendary music industry executive and philanthropist Morris "Mo" Ostin, who generously committed \$10 million to the project, the comprehensive, state-of-the-art facility will be located near Pauley Pavilion at the south end of the Los Angeles Tennis Center.

The Bruins' new training and performance center is expected to be completed in the fall of 2017. Designed by award-winning architectural design firm Kevin Daly Architects in partnership with globally acclaimed high-performance design firm AECOM, the Mo Ostin Basketball Center will include locker rooms, athletic training areas, a strength and conditioning facility, coaches' offices, team meeting rooms, equipment rooms and video rooms among its various amenities. In addition, the facility will incorporate several elements paying homage to the rich history of UCLA Basketball.

The project and its corresponding campaign to raise private funds is part of a \$4.2 billion campus-wide UCLA Centennial Campaign (announced on May 15, 2014). The UCLA Athletic Department aims to surpass its \$260 million goal by 2019. The Mo Ostin Basketball Center directly addresses the Department's primary Centennial Campaign objective: to create a financially sustainable future to build upon UCLA's standing as the premier intercollegiate athletics program in the nation.

UCLA'S GAME-BY-GAME TEAM STATS

Opponent	Date	Score	W/L	FG-FGA	PCT	3FG-FGA	PCT	FT-FTA	PCT	OR	DR	REB
Pacific	11/11/16	119-80	W	42-69	.609	18-30	.600	17-24	.708	11	32	43
CSUN	11/13/16	102-87	W	33-67	.493	5-16	.313	31-39	.795	14	30	44
San Diego	11/17/16	88-68	W	32-61	.525	5-22	.227	19-22	.864	7	36	43
Long Beach State	11/20/16	114-77	W	46-71	.648	12-20	.600	10-11	.909	5	27	32
vs. Portland	11/24/16	99-77	W	36-66	.545	14-29	.483	13-18	.722	5	35	40
vs. Nebraska	11/25/16	82-71	W	32-62	.516	9-23	.391	9-12	.750	7	35	42
vs. Texas A&M	11/27/16	74-67	W	28-59	.475	12-26	.462	6-13	.462	11	31	42
UC Riverside	11/30/16	98-56	W	37-62	.597	13-27	.481	11-16	.688	7	39	46
at Kentucky	12/03/16	97-92	W	35-66	.530	10-23	.435	17-21	.810	11	30	41
Michigan	12/10/16	102-84	W	39-58	.672	15-24	.625	9-18	.500	9	21	30
UC Santa Barbara	12/14/16	102-62	W	39-71	.549	11-34	.324	13-16	.813	8	38	46
vs. Ohio State	12/17/16	86-73	W	31-64	.484	10-31	.323	14-19	.737	12	29	41
Western Michigan	12/21/16	82-68	W	33-66	.500	6-22	.273	10-16	.625	13	26	39
at Oregon	12/28/16	87-89	L	34-64	.531	11-25	.440	8-12	.667	11	24	35
at Oregon State	12/30/16	76-63	W	26-59	.441	9-25	.360	15-23	.652	13	23	36
California	01/05/17	81-71	W	27-62	.435	7-19	.368	20-23	.870	7	30	37



Josh Lewin and Tracy Murray

UCLA BASKETBALL ON THE AIR

For the ninth straight season, UCLA men's basketball games will be produced by the UCLA Sports Network from IMG, with AM 570 Fox Sports LA in Los Angeles serving as the flagship station for the network. This is the 20th year of UCLA's partnership with AM 570 Fox Sports LA owner Clear Channel. Other stations on the UCLA Sports Network from IMG include KXEX (1550 AM) in Fresno and KSLK (96.1 FM) in Visalia.

In 2016-17, all 31 regular-season basketball games will be televised live. The Bruins will have at least 10 games broadcast by the ESPN family of networks. Six games will be televised by FOX Sports, and 12 will be carried by Pac-12 Networks. CBS will televise UCLA's game against Ohio State on Dec. 17 in Las Vegas and the Bruins' home game against Arizona on Jan. 21.

UCLA hired Josh Lewin as the program's new play-by-play voice in June 2016. He took over for Bill Roth, who was named to the position in April 2015. In addition to calling UCLA men's basketball and football games, Lewin is currently in his 12th season as the voice of the San Diego Chargers and recently completed his fifth season handling play-by-play duties for the New York Mets.

Lewin brings to Westwood over two decades of experience calling NFL, MLB, NHL and NCAA football and basketball contests. From 2002-2010, he was the television play-by-play broadcaster for the Texas Rangers and was a part of Fox's Saturday national baseball coverage including serving as the "dugout reporter" for the American League Championship Series and National League Championship Series.

Joining Lewin at his broadcast position will be Tracy Murray, who will begin his eighth season as an analyst. Murray, who played at UCLA from 1990-92 before enjoying a 12-year NBA career, spent the 2015-16 season as a shooting coach for the Los Angeles Lakers. He served as a radio analyst with UCLA from the 2007-08 season through the Bruins' 2014-15 campaign, working alongside Chris Roberts.

One of the most decorated players in UCLA basketball history, Murray currently ranks ninth on the program's all-time scoring list, having recorded 1,792 points in 98 career games. A three-year standout for the Bruins, Murray averaged 18.3 points and 6.4 rebounds per game while helping lead UCLA to three straight appearances in the NCAA Tournament – including a Sweet 16 trip in 1990 and an Elite Eight trip in 1992.

Murray, who starred at Glendora High School (Glendora, Calif.), was selected in the first round of the 1992 NBA Draft by the San Antonio Spurs following his junior season with the Bruins (1991-92).

Fans around the nation can also follow select UCLA games on SIRIUS and XM Satellite Radio. Broadcasts can be heard online by visiting www.uclabruins.com.

LISTEN WITH "TUNE IN"

UCLA men's basketball games can be heard at AM 570 or via the TuneIn Radio app, available free of charge by visiting www.tunein.com.

The TuneIn Radio app allows fans to listen to the world's sports, news, talk and music online and through mobile devices.

UCLA vs. RANKED TEAMS (AP poll)

Games spanning 12 seasons			Score	Opp Rank	UCLA Rank
Date	Team				
12/28/16	Oregon	L	87-89	21	2
12/03/16	Kentucky	W	97-92	1	11
03/02/16	Oregon	L	68-76	9	---
02/12/16	Arizona	L	75-81	17	---
01/07/16	Arizona	W	87-84	7	---
12/19/15	North Carolina	L	76-89	11	22
12/12/15	Gonzaga	W	71-66	20	---
12/03/15	Kentucky	W	87-77	1	---
11/24/15	Kansas	L	73-92	5	---
03/27/15	Gonzaga	L	62-74	7	---
03/19/15	SMU	W	60-59	20	---
03/13/15	Arizona	L	64-70	5	---
02/21/15	Arizona	L	47-57	7	---
01/29/15	Utah	W	69-59	11	---
01/04/15	Utah	L	39-71	10	---
12/20/14	Kentucky	L	44-83	1	---
12/13/14	Gonzaga	L	74-87	9	---
11/27/14	North Carolina	L	56-78	5	22
03/27/14	Florida	L	68-79	1	20
03/15/14	Arizona	W	75-71	4	---
01/16/14	Colorado	W	69-56	21	25
01/09/14	Arizona	L	75-79	1	---
12/19/13	Duke	L	63-80	8	---
03/15/13	Arizona	W	66-64	18	24
03/02/13	Arizona	W	74-69	11	---
01/24/13	Arizona	W	84-73	6	---
01/19/13	Oregon	L	67-76	21	24
12/28/12	Missouri	W	97-94 (OT)	7	---
12/01/12	San Diego State	L	69-78	23	24
11/23/11	Michigan	L	63-79	15	---
11/22/11	Kansas	L	56-72	14	---
03/19/11	Florida	L	65-73	15	---
02/26/11	Arizona	W	71-49	10	---
12/18/10	BYU	W	86-79	16	---
12/02/10	Kansas	L	76-77	4	---
11/24/10	Villanova	L	70-82	7	---
12/06/09	Kansas	L	61-73	1	---
11/27/09	Butler	L	67-69	12	---
03/21/09	Villanova	L	69-89	11	18
02/19/09	Washington	W	85-76	22	20
02/12/09	Arizona State	L	67-74	18	11
01/17/09	Arizona State	L	58-61 (OT)	16	9
12/04/08	Texas	L	64-68	8	12
04/05/08	Memphis	L	63-78	2	3
03/29/08	Xavier	W	76-57	12	3
03/15/08	Stanford	W	67-64	11	3
03/06/08	Stanford	W	77-67 (OT)	7	3
02/07/08	Washington St.	W	67-59	17	5
01/12/08	Washington St.	W	81-74	4	5
01/03/08	Stanford	W	76-67	20	5
12/02/07	Texas	L	61-63	8	2
11/20/07	Michigan State	W	68-63	10	2
03/31/07	Florida	L	66-76	3	7
03/24/07	Kansas	W	68-55	2	7
03/22/07	Pittsburgh	W	64-55	10	7
03/01/07	Washington St.	W	53-45	13	2
02/17/07	Arizona	W	81-66	19	5
02/07/07	USC	W	70-65	19	2
02/01/07	Oregon	W	69-57	9	5
01/20/07	Arizona	W	73-69	11	3
01/06/07	Oregon	L	66-68	16	1
12/31/06	Washington	W	96-74	13	1
12/09/06	Texas A&M	W	65-62	6	1
11/22/06	Georgia Tech	W	88-73	19	5
11/21/06	Kentucky	W	73-68	20	5
04/03/06	Florida	L	57-73	10	7
04/01/06	LSU	W	59-45	19	7
03/25/06	Memphis	W	50-45	4	7
03/23/06	Gonzaga	W	73-71	5	7
02/11/06	Washington	L	67-70	21	13
01/21/06	West Virginia	L	56-60	12	18
01/14/06	Washington	L	65-69	13	11
01/05/06	Arizona	W	85-79	21	17
12/10/05	Nevada	W	67-56	17	16
11/23/05	Memphis	L	80-88	11	16

Last season, the Bruins went 3-4 against teams ranked in that week's AP top 25 poll. This list also includes all postseason games versus ranked opponents. UCLA's seven regular-season games against top 25 ranked teams in 2015-16 marked the Bruins' highest such total since 2007-08 (which was also six).

UCLA TO PLAY IN CHINA

The Bruins will open their 2017-18 season in Shanghai, China, facing Georgia Tech in the Pac-12 China Game (as announced Nov. 11, 2016). Earlier this season, Stanford opened its campaign with an 80-70 victory over Harvard in the season-opening contest as part of the 2016 Pac-12 China Game. UCLA's game will be played in Shanghai's Mercedes-Benz Arena. Game date and time have not been finalized. This will mark UCLA's second trip to China in nearly five years, as the Bruins traveled to Beijing and Shanghai as part of a six-day Pac-12 goodwill tour from Aug. 23-29, 2012.

EXPERIENCED TRAVELERS

Over the course of the last four years, the UCLA basketball program has accrued plenty of mileage. Destinations away from the West Coast have included foreign trips to China (Aug. 2012) and Australia (Aug. 2016), the Battle 4 Atlantis tournament in the Bahamas (Nov. 2014), last season's Maui Invitational in Lahaina (Nov. 2015), three trips to New York City (2012, 2013 and 2015), a trip to Chicago (Nov. 2014) and postseason games in Austin, Texas (March 2013), San Diego (March 2014), Memphis, Tenn. (March 2014), Louisville, Ky. (March 2015) and Houston, Texas (March 2015).

BRUINS DOWN UNDER

UCLA spent 10 full days in Australia in August 2016, going 2-1 in three preseason games (NCAA rules allow college programs to take a foreign trip once every four years). The Bruins spent four days in Sydney, three in Melbourne and three in Gold Coast before returning to Los Angeles the morning of Aug. 31. UCLA cruised past Sydney University, 123-76, in its first game. The Bruins followed with two games against professional teams in Australia's National Basketball League (NBL), losing to the Melbourne United (89-84) and defeating the Brisbane Bullets (94-91).

OVERSEAS HIGHLIGHTS: Among several off-the-court highlights for UCLA while in Australia included a tour of the Sydney Opera House, hiking to the top of the Sydney Harbour Bridge, a one-hour bike tour in Melbourne and a group surfing lesson in Surfer's Paradise, located in Gold Coast (nearly one hour south of Brisbane).

MCDONALD'S ALL-AMERICANS

UCLA has seen 41 of its student-athletes compete in the annual high school McDonald's All-American Game, with only Duke and Kentucky having enrolled more McDonald's All-Americans. Bruins' freshman Lonzo Ball tied the single-game record with 13 assists in last season's contest, joining classmate TJ Leaf to help lift the West team past the East, 114-107. Four of UCLA's players on this season's roster have competed in the McDonald's All-American Game – freshmen Ball and Leaf in 2016, junior Thomas Welsh in 2014 and senior Isaac Hamilton in 2013.

UCLA SIGNS FIVE HIGH SCHOOL STANDOUTS FOR 2017

Bruins recruiting class currently ranked No. 2 by ESPN.com, Scout.com and Rivals.com

UCLA signed five high school seniors – Li'Angelo Ball, Jaylen Hands, Jalen Hill, Cody Riley and Kris Wilkes – to National Letters of Intent during the early signing period. These five players will enroll at UCLA in 2017 and be freshmen in 2017-18.

LI'ANGELO BALL

A 6-foot-6, 240-pound guard at Chino Hills High School (Chino Hills, Calif.), Li'Angelo Ball averaged a team-leading 27.4 points per game as a junior (2015-16) ... he played alongside his older brother, Lonzo Ball (currently a freshman at UCLA), during his first three years of high school ... helped Chino Hills post a perfect 35-0 record during his junior season, culminating in the 2016 CIF State Open Division Championship ... Chino Hills defeated De La Salle (Concord, Calif.), 70-50, in the title game ... his Chino Hills team in 2015-16 scored at least 100 points in 18 games ... as a junior (2015-16), was named to the Los Angeles Times' All-Star boys basketball team ... as a sophomore (2014-15), helped guide Chino Hills to the CIF Division I state title game.

JAYLEN HANDS

A 6-foot-3, 170-pound guard at Foothills Christian High School (El Cajon, Calif.), Jaylen Hands has been ranked the No. 26 player in his high school class by Rivals.com ... he was also rated No. 27 by Scout.com and No. 31 by ESPN.com ... spent his first two seasons of high school at Mater Dei Catholic High School (Chula Vista, Calif.) ... was named the Most Valuable Player of the 2016 adidas Nations tournament last summer, leading his team to the tournament title with an 18-point performance in a game nationally televised by ESPN ... as a sophomore (2014-15), secured San Diego Metro League Player of the Year honors ... also was named a first-team CIF All-San Diego Section honoree, a first-team CIF All-State selection and a first-team All-Trinity League selection ... as a freshman in 2013-14, earned second-team All-Trinity League acclaim in leading his high school team to the CIF San Diego Section title ... led Mater Dei Catholic to back-to-back Trinity League championships.

JALEN HILL

A 6-foot-8 forward from Corona, Calif., Jalen Hill has been ranked the No. 50 player in his high school class, nationally, by ESPN.com ... also has been listed as the No. 61 player by Rivals.com and the No. 87 player by Scout.com ... plays at Centennial High School in Corona (during his previous two seasons, Hill played alongside current UCLA freshman Ike

Anigbogu) ... as a junior (2015-16), Hill averaged 13.3 points and 8.8 rebounds per game ... as a sophomore (2014-15), he led Centennial to a 26-6 record and the CIF Southern Section Regional title ... posted season averages of 6.5 ppg, 5.8 rpg and 1.3 bpg ... as a freshman (2013-14), Hill helped Centennial to a 29-4 record, including the Big VIII League title and a runner-up finish in the CIF Southern Section Division I playoffs ... while competing for USA Basketball, helped lead Team USA to the 2015 FIBA Americas U-16 Championship.

CODY RILEY

A 6-foot-8 forward from Chatsworth, Calif., Cody Riley is currently a senior at Sierra Canyon High School ... he has been ranked as high as No. 30, nationally, in his high school class by Scout.com ... also has been listed No. 34 by Rivals.com and No. 45 by ESPN.com ... has twice earned first-team All-Area honors from Los Angeles Daily News (2015, 2016), in addition to securing third-team All-State acclaim from Cal-Hi Sports ... during his junior season, Sierra Canyon lost in the CIF Southern Section Open Division final to eventual state champion Chino Hills High School ... has been a three-time CIF Southern Section Division V John Wooden Award winner (high school player of the year) ... in his first three high school seasons, guided his teams to a perfect 30-0 mark in league games ... as a junior (2015-16), averaged 12.5 points, 7.9 rebounds and 1.8 blocks per game at Sierra Canyon High School ... led Sierra Canyon to a 26-5 overall record and a 10-0 mark in league play during his junior campaign ... as a sophomore (2014-15), registered 15.6 points and 9.4 rebounds per game, leading his high school program to a 26-4 overall record and a 10-0 mark in league games ... as a freshman (2013-14), logged 14.5 ppg and 7.7 rpg.

KRIS WILKES

A 6-foot-8 guard from Indianapolis, Ind., Kris Wilkes has been ranked by Scout.com as the nation's No. 4 power forward in his high school class ... Wilkes has also been tabbed as the No. 1 player in the state of Indiana this year by the Indianapolis Star ... he was listed as one of six Indy Star Indiana Junior All-Stars in March 2016, as selected through votes from the Indiana Basketball Coaches Association ... averaged 22.6 points and 5.6 rebounds per game at North Central High School during his junior season (2015-16) ... in addition, Wilkes has been ranked No. 14, nationally, in his high school class by ESPN.com and No. 18 by both Scout.com and Rivals.com.

HEAD COACH STEVE ALFORD'S YEAR-BY-YEAR TOTALS

Year	School	Record	Pct.	League	Pct.	Postseason
1991-92	Manchester College	4-16	.200	3-11	.214	---
1992-93	Manchester College	20-8	.714	7-5	.583	NCAA Division III (0-1)
1993-94	Manchester College	23-4	.852	10-2	.833	NCAA Division III (0-1)
1994-95	Manchester College	31-1	.969	12-0	1.000	NCAA Division III (3-1), National Runner-up
1995-96	Missouri State	16-12	.571	11-7	.611	---
1996-97	Missouri State	24-9	.727	12-6	.667	NIT (0-1)
1997-98	Missouri State	16-16	.500	11-7	.611	---
1998-99	Missouri State	22-11	.667	11-7	.611	NCAA (2-1)
1999-00	Iowa	14-16	.467	6-10	.375	---
2000-01	Iowa	23-12	.657	7-9	.438	NCAA (1-1), Big Ten Tournament Champs
2001-02	Iowa	19-16	.543	5-11	.313	NIT (0-1)
2002-03	Iowa	17-14	.548	7-9	.438	NIT (2-1)
2003-04	Iowa	16-13	.552	9-7	.563	NIT (0-1)
2004-05	Iowa	21-12	.636	7-9	.438	NCAA (0-1)
2005-06	Iowa	25-9	.735	11-5	.688	NCAA (0-1), Big Ten Tournament Champs
2006-07	Iowa	17-14	.548	9-7	.563	---
2007-08	New Mexico	24-9	.727	11-5	.688	NIT (0-1)
2008-09	New Mexico	22-12	.647	12-4	.750	NIT (1-1)
2009-10	New Mexico	30-5	.857	14-2	.875	NCAA (1-1)
2010-11	New Mexico	22-13	.629	8-8	.500	NIT (1-1)
2011-12	New Mexico	28-7	.800	10-4	.714	NCAA (1-1), MWC Tournament Champs
2012-13	New Mexico	29-6	.829	13-3	.813	NCAA (0-1), MWC Tournament Champs
2013-14	UCLA	28-9	.757	12-6	.667	NCAA (2-1), Pac-12 Tournament Champs
2014-15	UCLA	22-14	.611	11-7	.611	NCAA (2-1)
2015-16	UCLA	15-17	.469	6-12	.333	---
2016-17	UCLA	15-1	.938	2-1	.667	---
4 seasons at Manchester College		78-29	.729	32-18	.640	3 NCAA D-III Tournaments
4 seasons at Missouri State		78-48	.619	45-27	.625	1 NCAA Tournament, 1 Sweet 16
8 seasons at Iowa		152-106	.589	61-67	.477	3 NCAA Tournaments
6 seasons at New Mexico		155-52	.749	68-26	.723	3 NCAA Tournaments
4th season at UCLA		80-41	.661	31-26	.544	2 NCAA Tournaments, 2 Sweet 16s
26th SEASON OVERALL		543-276	.663	237-164	.591	12 NCAA Tournaments

NOTES ON UCLA HEAD COACH STEVE ALFORD

- Leads all coaches, age 52 and under, in career NCAA victories with 543 (Steve Alford turned 52 on Nov. 23, 2016) ... entered the 2016-17 season with a 528-275 record in 25 years and a 450-246 record at the NCAA Division I level the past 21 seasons ... has averaged 24.4 wins per season the previous nine years (2007-08 through 2015-16).
- In his first season as UCLA's head coach (2013-14), he steered the Bruins to a 28-9 overall record, a trip to the NCAA Tournament's Sweet 16 and the Pac-12 Tournament title ... in 2014-15, he guided UCLA back to the NCAA Tournament's Sweet 16 after having advanced to the Pac-12 Tournament semifinals.
- While in Albuquerque, helped New Mexico secure four MWC regular-season championships and two tournament titles ... coached the Lobos to its two highest single-season victory totals (30 wins in 2009-10, 29 wins in 2012-13).
- Only head coach in school history at Iowa to have led the Hawkeyes to the Big Ten Tournament's title game (accomplishing that feat in 2001, 2002 and 2006) ... led Iowa to the Big Ten Tournament Championship in 2001 and 2006 ... established a school-record seven consecutive winning seasons at Iowa (2001-2007).
- Guided Missouri State (then named Southwest Missouri State) to its only appearance in the NCAA Tournament's "Sweet 16" in 1999 ... took over as head coach at Missouri State in the summer of 1995 at age 31 after having led Manchester College to the NCAA Division III championship game in March 1995.

HEAD COACH STEVE ALFORD



Record at UCLA
80-41 (4th season)

Overall Record
543-276 (26th season)

Steve Alford is midway through his 26th season as a college head coach in 2016-17. In his first two seasons at UCLA, he led the Bruins to two Sweet 16 appearances (2014, 2015) and one Pac-12 Tournament crown (2014).

ELITE COMPANY

Steve Alford is one of 12 head coaches to have led at least four NCAA Division I programs to the NCAA Tournament (Missouri State, Iowa, New Mexico and UCLA). His UCLA teams advanced to the Sweet 16 of the NCAA Tournament in 2014 and 2015. In 2014, he became UCLA's first head coach to lead the Bruins to the Pac-12 Tournament title in his first year as head coach.

The other 11 coaches to have led at least four NCAA Division I teams to the NCAA Tournament include John Beilein, Lefty Driesell, Cliff Ellis, Larry Eustachy, Jim Harrick, Lon Kruger, Fran McCaffery, Tom Penders, Rick Pitino, Tubby Smith and Eddie Sutton. Eight of those 11 coaches are active head coaches.

Of the 12 coaches who have led four different schools to the NCAA Division I Tournament, only five have won at least one game at all four schools. Lon Kruger has won at least one game at five schools.

Steve Alford

Missouri State, Iowa, New Mexico, UCLA

Jim Harrick

Pepperdine, UCLA, Rhode Island, Georgia

Lon Kruger

Kansas State, Florida, Illinois, UNLV, Oklahoma

Tubby Smith

Tulsa, Georgia, Kentucky, Minnesota

Eddie Sutton

Creighton, Arkansas, Kentucky, Oklahoma State

Steve Alford's Career Records vs. NCAA D-I Opponents

Air Force	15-1	Dayton	1-1	Indiana State	8-2	Nebraska	2-0	Sacramento State	1-0	UAB	2-0
Alabama	1-3	Detroit Mercy	2-0	Iowa State	5-4	Nevada	3-0	Saint Louis	6-3	UC Riverside	3-0
Alabama State	1-0	Drake	14-2	Kansas	1-1	New Mexico State	10-2	San Diego	6-0	UC Santa Barbara	2-0
Arizona	2-4	Drexel	1-0	Kentucky	3-2	New Orleans	1-0	San Diego State	7-8	UMKC (Missouri-Kansas City)	2-0
Arizona State	6-2	Duke	0-3	Liberty	1-0	Nicholls State	2-0	Santa Clara	1-0	UNC Asheville	1-0
Boise State	4-0	Duquesne	1-0	Long Beach State	6-0	North Carolina	0-3	SMU	1-0	UNC Charlotte	0-1
Boston College	1-0	East Carolina	0-1	Longwood	1-0	North Dakota	1-0	South Dakota State	0-1	UNC Greensboro	1-0
Boston University	1-0	Eastern Illinois	2-0	Louisiana Tech	3-0	Northern Arizona	1-0	Southeast Missouri State	2-0	UNC Wilmington	1-0
Bowling Green	2-0	Eastern Washington	2-0	Louisiana-Lafayette	2-1	Northern Illinois	1-0	Southern Illinois	6-2	UNLV	8-7
Bradley	6-5	Evansville	3-6	Louisville	2-1	Northern Iowa	11-6	Southern Methodist	1-0	USC	7-3
Butler	1-1	Fairfield	1-0	Loyola Marymount	1-0	Northwestern	8-6	Southern Mississippi	2-0	Utah	7-7
BYU	5-4	Florida	0-1	LSU	0-1	Northwestern State	2-1	Southern Utah	1-0	Valparaiso	3-0
Cal Poly	1-0	Florida Atlantic	1-0	Maryland	0-1	Northwood	1-0	St. Bonaventure	1-0	VCU	0-1
Cal State Bakersfield	1-0	Kansas	1-3	Maryland Eastern Shore	2-0	Notre Dame	0-1	Stanford	4-4	Villanova	0-1
Cal State Fullerton	1-0	Florida State	0-1	McNeese State	1-0	Oakland	1-0	Stephen F. Austin	2-0	Virginia Tech	0-1
California	5-4	Fresno State	3-0	Memphis	1-0	Ohio	1-0	TCU	8-4	Wake Forest	0-1
Centenary	2-0	George Mason	1-0	Mercer	2-0	Ohio State	9-8	Tennessee	1-1	Washington	2-3
Central Florida	0-1	Georgia State	1-0	Miami (Ohio)	1-0	Oklahoma	0-1	Tennessee State	1-0	Washington State	3-2
Chattanooga	2-0	Georgia Tech	1-1	Michigan	7-7	Oklahoma State	1-0	Tennessee-Martin	1-0	Weber State	2-0
Cincinnati	1-2	Gonzaga	1-2	Michigan State	6-9	Oral Roberts	1-1	Texas	1-1	Western Carolina	1-0
Coastal Carolina	1-0	Grambling State	1-0	Minnesota	11-5	Oregon	3-5	Texas A&M	2-0	Western Illinois	1-0
Colgate	1-0	Harvard	0-1	Mississippi	1-1	Oregon State	5-3	Texas El Paso	2-1	Western Michigan	1-0
Colorado	6-1	Hawaii	3-0	Mississippi State	0-1	Pacific	1-0	Texas Pan American	2-0	Wichita State	5-3
Colorado State	10-2	Houston Baptist	1-0	Missouri	3-5	Penn State	11-4	Texas San Antonio	2-0	Wisconsin	5-12
Connecticut	2-0	Idaho	2-1	Missouri State	1-0	Pepperdine	1-0	Texas Southern	3-0	Wisconsin Green Bay	1-0
Coppin State	1-0	Idaho State	1-0	Monmouth	0-1	Portland	2-0	Texas Tech	4-4	Wisconsin Milwaukee	1-0
Cornell	1-0	Illinois	4-10	Montana	1-0	Prairie View A&M	1-0	The Citadel	2-0	Wyoming	12-2
Creighton	8-7	Illinois Chicago	1-0	Montana State	3-0	Presbyterian	1-0	Toledo	1-0		
CSUN	3-0	Illinois State	4-6	Morehead State	2-0	Purdue	9-6	Troy State	1-0		
Davidson	1-0	Indiana	8-7	N.C. State	1-1	Robert Morris	1-0	Tulsa	4-1		

ABOUT UCLA's COACHING STAFF

Duane Broussard

Alma Mater: Bradley '93

Assistant Coach, 4th season at UCLA



• Currently in his fourth season on UCLA's coaching staff ... spent 10 seasons working with the men's basketball program at the University of New Mexico prior to his arrival in Westwood ... is the only member of this coaching staff who worked with Steve Alford at the University of New Mexico.

• Entering his ninth season working alongside Steve Alford, Broussard has helped UCLA post a 65-40 record the previous three seasons ... led the Bruins to consecutive Sweet 16 trips (2014, 2015) ... through 22 previous years on college staffs, his teams have gone 447-253 (.639 win percentage).

• UNM posted a .655 win percentage in his 10 seasons on staff ... in his final two years, the Lobos won the Mountain West Conference's regular-season and tournament titles (combined 57-13 record).

• While at UCLA and New Mexico, he has been responsible for nine NBA Draft selections (eight first-round picks) ... at UCLA: Zach LaVine (2014), Jordan Adams (2014), Kyle Anderson (2014), Kevon Looney (2015) and Norman Powell (2015) ... at New Mexico: Danny Granger (2005), J.R. Giddens (2008), Darrington Hobson (2010) and Tony Snell (2013).

• Served on the men's basketball staff at Bradley University (Peoria, Ill.) for nine seasons, working as an assistant coach the final six years (1997-2002) under head coach Jim Molinari ... was a four-year basketball letterwinner at Bradley from 1990-93 ... graduated from Bradley in 1993 with degrees in criminal justice and sociology ... continued his education by earning a master's degree in public service administration from Bradley in 1997.



Ed Schilling

Alma Mater: Miami (Ohio) '88

Assistant Coach, 4th season at UCLA

• Now in his fourth season on the Bruins' coaching staff after an extensive career working with NBA, NCAA Division I and high school programs ... in his first two seasons at UCLA, helped send seven players to the NBA (including four first-round NBA Draft selections).

• Through three seasons at UCLA, has helped guide the Bruins to a 65-40 overall record, including back-to-back trips to the Sweet 16 in 2014 and 2015.

• Prior to arriving at UCLA in April 2013, Schilling spent the previous four years as head coach at Park Tudor High School (Indiana) in addition to specializing in individual skills development programs with NBA players (St. Vincent's Sports Performance and its NBA readiness program) ... he also worked with Adidas Nations and Champions Academy.

• Pre-draft preparation with the St. Vincent's Sports Performance program included working with No. 1 NBA Draft selection Greg Oden, Mike Conley, Mario Chalmers, Gordon Heyward, Jeff Teague, Marquis Teague, Carl Landry and many others.

• Served as head coach at Wright State from 1997-2003 ... was an assistant coach under John Calipari at Memphis in 2003-04 and 2004-05 ... also worked with Coach Calipari with the New Jersey Nets in 1996-97 and at the University of Massachusetts (Amherst) on the Minutemen's NCAA Final Four team in 1995-96.

• When John Calipari was named the New Jersey Nets' VP of Basketball Operations and basketball coach in 1996-97, Schilling joined him as an assistant coach ... Schilling's rise in the coaching profession was chronicled in Sports Illustrated, as he became the only coach to advance from the high school coaching ranks to the Final Four and then to the bench of an NBA team in a period of 310 days.



David Grace

Alma Mater: Park University '03

Assistant Coach, 4th season at UCLA

• Joined the staff in April 2013 after five seasons as an assistant coach at Oregon State ... has helped lead UCLA to a 65-40 mark in three seasons at UCLA.

• Played a major role in UCLA advancing to the Sweet 16 in 2014 and 2015 ... helped UCLA's program secure an incoming class in 2014-15 rated as high as No. 3, nationally (by Scout.com) ... during his two years on staff at UCLA, seven Bruins have advanced to the NBA.

• At Oregon State, Grace established himself as one of the Pac-12's top recruiters ... in five seasons at OSU, helped lead the program to their most wins (78) since 1988 to 1992.

• Grace proved instrumental in recruiting Roberto Nelson and Joe Burton from southern California to Oregon State ... Nelson led the Pac-12 in scoring in conference games in 2012-13 and was conference's leading scorer in 2013-14 ... Burton served as team captain during his senior year (2012-13) and produced over 1,000 career points, 700 rebounds and 300 assists over four seasons.

• A decorated military veteran who served in Operation Desert Storm, Grace quickly rose through the high school and college coaching ranks prior to his arrival at Oregon State ... has played, coached and refereed basketball games across America and on three continents ... broke into the NCAA Division I coaching ranks at Sacramento State in 2006-07 before serving as an assistant coach at the University of San Francisco.

• Worked as a high school teacher and head coach in Arizona in the mid-2000s after having served 20 years in the United States' Air Force ... has degrees in logistical and social services from the Air Force and earned his bachelor's of science degree in management and human resources from Park University in 2003 ... began coaching basketball with Boo Williams' AAU program in Hampton, Virginia in 2003.



Tyus Edney

Alma Mater: UCLA '97

Director of Operations, 7th season at UCLA

• Among the all-time great point guards at UCLA, Edney is now in his seventh season as the program's director of operations ... serves as a liaison to the athletic administration and other school officials in his current role and handles day-to-day operational duties.

• As a four-year letterwinner, Edney led UCLA to the 1995 NCAA title as a senior ... one of the nation's top point guards, he enjoyed a tremendous career in Westwood from 1992-95.

• After his collegiate career concluded, he played four seasons in the NBA (1996-98, 2001) and spent nearly 10 years playing internationally in Europe ... at UCLA, Edney was a three-time first-team All-Pac-10 selection ... in UCLA's career record book, he still ranks second all-time on the assists list (652).

MISCELLANEOUS STATS

CAREER TOTALS (alphabetical by class)

PLAYER	GP	PTS	REB	AST
Bryce Alford	121	1633	342	485
Isaac Hamilton	84	1144	322	276
Jerrold Smith	15	5	1	2
György G.G. Golomán	65	144	146	38
Ikenna Okwarabizie	14	1	10	0
Thomas Welsh	79	618	507	33
Alec Wulff	16	12	1	3
Prince Ali	29	113	31	11
Aaron Holiday	48	545	143	199
Alex Olesinski	23	28	46	4
Ike Anigbogu	11	55	42	4
Lonzo Ball	16	229	90	128
TJ Leaf	16	280	145	43
Isaac Wulff	4	5	2	0

PLAYER	GAMES PLAYED		STARTS	
	16-17	CAREER	16-17	CAREER
Bryce Alford	16	121	16	85
Prince Ali	0	29	0	0
Ike Anigbogu	11	11	0	0
Lonzo Ball	16	16	16	16
György G.G. Golomán	15	65	4	4
Isaac Hamilton	16	84	16	84
Aaron Holiday	16	48	0	32
TJ Leaf	16	16	16	16
Ikenna Okwarabizie	7	14	0	0
Alex Olesinski	0	23	0	0
Jerrold Smith	7	15	0	0
Thomas Welsh	12	79	12	41
Alec Wulff	7	16	0	0
Isaac Wulff	4	4	0	0

PLAYER	DOUBLE-FIGURE POINTS		REBOUNDS	
	16-17	CAREER	16-17	CAREER
Ike Anigbogu	0	0	0	0
Bryce Alford	15	83	0	0
Prince Ali	0	3	0	0
Lonzo Ball	13	13	1	1
György G.G. Golomán	1	1	0	0
Isaac Hamilton	13	73	0	2
Aaron Holiday	12	32	0	0
TJ Leaf	16	16	7	7
Thomas Welsh	9	31	6	18

DOUBLE-DOUBLES

PLAYER	2016-17	CAREER
Thomas Welsh	6	16
TJ Leaf	7	7
Lonzo Ball ^	5	5
Isaac Hamilton ^	0	3
Bryce Alford *	0	3

& four are point-assist double-doubles

* three point-assist double-doubles

^ one point-assist double-double

30+ POINTS

PLAYER	2016-17	CAREER
Bryce Alford	1	3
Isaac Hamilton	0	1

20+ POINTS

PLAYER	2016-17	CAREER
Bryce Alford	6	25
Isaac Hamilton	2	15
TJ Leaf	6	6
Thomas Welsh	1	4
Lonzo Ball	2	2
Aaron Holiday	2	2

10+ ASSISTS


PLAYER	2016-17	CAREER
Lonzo Ball	5	5
Bryce Alford	0	4
Isaac Hamilton	0	1

2016-17 UCLA RADIO/TV ROSTER



0

Alex Olesinski
SO, F – 6-10, 200
PPG: -- RPG: --
GP/GS: --/--



2

Lonzo Ball
FR, G – 6-6, 190
PPG: 14.3 RPG: 5.6 APG: 8.0
GP/GS: 16/16



3

Aaron Holiday
SO, G – 6-1, 185
PPG: 13.4 RPG: 2.9 APG: 4.5
GP/GS: 16/0



4

Isaac Wulff
FR, G – 6-3, 175
PPG: 1.3 RPG: 0.5
GP/GS: 4/0



5

Armani Dodson
FR, G – 6-5, 190
PPG: -- RPG: --
GP/GS: --/--



10

Isaac Hamilton
SR, G – 6-5, 195
PPG: 14.1 RPG: 4.1 APG: 3.4
GP/GS: 16/16




13

Ike Anigbogu
FR, F/C – 6-10, 250
PPG: 5.0 RPG: 3.8
GP/GS: 11/0



14

György "G.G." Golomán
JR, F – 6-11, 215
PPG: 4.5 RPG: 3.5
GP/GS: 15/4



15

Jerrold Smith
SR, G – 6-0, 165
PPG: 0.7 RPG: 0.0
GP/GS: 7/0




20

Bryce Alford
SR, G – 6-3, 185
PPG: 16.8 RPG: 2.6
GP/GS: 16/16



21

Alec Wulff
JR, G – 6-3, 185
PPG: 0.9 RPG: 0.1
GP/GS: 7/0



22

TJ Leaf
FR, F – 6-10, 225
PPG: 17.5 RPG: 9.1 APG: 2.7
GP/GS: 16/16



23

Prince Ali
SO, G – 6-3, 190
PPG: -- RPG: --
GP/GS: --/--



34

Ikenna Okwarabizie
JR, C – 6-9, 250
PPG: 0.1 RPG: 0.9
GP/GS: 7/0



40

Thomas Welsh
JR, C – 7-0, 245
PPG: 11.0 RPG: 8.9
GP/GS: 12/12



Steve Alford
Head Coach
4th Year at UCLA
26th Year Overall



Duane Broussard
Assistant Coach
4th Year at UCLA



Ed Schilling
Assistant Coach
4th Year at UCLA



David Grace
Assistant Coach
4th Year at UCLA



Tyus Edney
Director of Operations
7th Year at UCLA

PAC-12 CONFERENCE

2016-17 Pac-12 Standings (thru 1/6)

Team	Pac-12	Pct.	GB	Overall	Pct.
Oregon	3-0	1.000	----	14-2	.875
Arizona	3-0	1.000	----	14-2	.875
Washington State	2-0	.000	0.5	9-5	.643
UCLA	2-1	.667	1.0	15-1	.938
Arizona State	2-1	.667	1.0	9-7	.562
USC	2-1	.667	1.0	15-1	.938
Utah	1-1	.500	1.5	10-4	.714
California	1-2	.333	2.0	10-5	.667
Colorado	0-2	.000	2.5	10-5	.667
Washington	0-2	.000	2.5	7-7	.500
Stanford	0-3	.000	3.0	8-7	.533
Oregon State	0-3	.000	3.0	4-12	.250

2015-16 Final Pac-12 Standings

Team	Pac-12	Pct.	GB	Overall	Pct.
Oregon	14-4	.778	----	31-7	.816
Utah	13-5	.722	1.0	27-9	.750
California	12-6	.667	2.0	25-9	.735
Arizona	12-6	.667	2.0	23-11	.676
Colorado	10-8	.556	4.0	22-12	.647
Oregon State	9-9	.500	5.0	19-13	.594
USC	9-9	.500	5.0	21-13	.618
Washington	9-9	.500	5.0	19-15	.559
Stanford	8-10	.444	6.0	15-15	.500
UCLA	6-12	.333	8.0	15-17	.469
Arizona State	5-13	.278	9.0	15-17	.469
Washington State	1-17	.056	13.0	9-22	.290

Pac-12 Scoreboard

Wednesday, Dec. 28

at Oregon 89, UCLA 87
USC 70, at Oregon State 63

Friday, Dec. 30

Arizona State 98, at Stanford 93
at Oregon 84, USC 61
UCLA 76, at Oregon State 63
Arizona 67, at California 62

Sunday, Jan. 1

at Utah 76, Colorado 60
Arizona 91, at Stanford 52
Washington State 79, at Washington 74
at California 81, Arizona State 65

Wednesday, Jan. 4

Oregon 83, at Washington 61
at Washington State 75, Oregon State 62

Thursday, Jan. 5

at UCLA 81, California 71
at Arizona State 78, Colorado 77
at Arizona 66, Utah 56
at USC 72, Stanford 56

Upcoming Pac-12 Games

Saturday, Jan. 7

Oregon State at Washington (P12N) 12 p.m.
Utah at Arizona State (P12N) 2 p.m.
Oregon at Washington State (P12N) 4 p.m.
Colorado at Arizona (P12N) 6:30 p.m.

Sunday, Jan. 8

Stanford at UCLA (FS1) 5 p.m.
California at USC (ESPN) 7 p.m.

Game times listed are Pacific.

UCLA'S RECORD WHEN ...

UCLA leads at halftime	13-0
UCLA trails at halftime	1-1
Tied at halftime	1-0

UCLA builds a 10-point lead	14-0
UCLA trails by 10 points	0-1
UCLA leads with five minutes left	15-1
UCLA trails with five minutes left	0-0
There is a tie with five minutes left	0-0
UCLA leads with one minute left	15-1
UCLA trails with one minute left	0-0
There is a tie with one minute left	0-0

UCLA shoots better from the field	14-1
UCLA shoots worse from the field	1-0
UCLA shoots the same from the field	0-0

UCLA shoots 50% or better from the field	10-1
UCLA shoots less than 50% from the field	4-0
OPP shoots 50% or better from the field	2-0
OPP shoots less than 50% from the field	13-1

UCLA makes more 3-point field goals	10-0
UCLA makes fewer 3-point field goals	1-0
Three-point field goals are the same	3-1

UCLA shoots better from 3-point range	10-1
UCLA shoots worse from 3-point range	4-0
UCLA shoots the same from 3-point range	0-0

UCLA shoots > than 40% from 3-point range	7-1
UCLA shoots < than 40% from 3-point range	7-0
OPP shoots > than 40% from 3-point range	4-0
OPP shoots < than 40% from 3-point range	11-1

UCLA makes the same or more free throws	11-0
UCLA makes less free throws	4-1
UCLA attempts the same or more FTs	10-0
UCLA attempts less free throws	5-1

UCLA shoots > than 75% at free-throw line	7-0
UCLA shoots < than 75% at free-throw line	8-1
OPP shoots > than 75% at free-throw line	5-0
OPP shoots < than 75% at free-throw line	10-1

UCLA outrebounds opponent	12-0
UCLA is outrebounded by opponent	2-1
Rebounds are the same	1-0

UCLA has more offensive rebounds	3-0
UCLA has fewer offensive rebounds	10-1
Offensive rebounds are the same	2-0

UCLA has more defensive rebounds	13-1
UCLA has fewer defensive rebounds	2-0
Defensive rebounds are the same	0-0

UCLA commits more fouls	5-1
UCLA commits fewer fouls	10-0
Fouls are the same	0-0

UCLA has more assists	15-0
UCLA has fewer assists	0-0
Assists are the same	0-1

UCLA commits more turnovers	5-1
UCLA commits fewer turnovers	8-0
Turnovers are the same	2-0

UCLA has more blocks	12-1
UCLA has fewer blocks	1-0
Blocks are the same	2-0

UCLA has more steals	8-0
UCLA has fewer steals	7-1
Steals are the same	0-0

UCLA's starting frontline outscores OPP's	12-0
OPP's starting frontline outscores UCLA's	2-1
Frontline scoring is the same	1-0

UCLA's starting backcourt outscores OPP's	12-0
OPP's starting backcourt outscores UCLA's	2-0
Backcourt scoring is the same	1-1

UCLA's bench outscores OPP's bench	9-1
OPP's bench outscores UCLA's bench	5-0
Bench scoring is the same	1-0

Record on Mondays	0-0
Record on Tuesdays	0-0
Record on Wednesdays	3-1
Record on Thursdays	3-0
Record on Fridays	3-0
Record on Saturdays	3-0
Record on Sundays	3-0

Record in November	8-0
Record in December	6-1
Record in January	1-0
Record in February	0-0
Record in March	0-0

UCLA scores first	11-1
OPP scores first	4-0

UCLA scores fewer than 60 points	0-0
UCLA scores between 60-69 points	0-0
UCLA scores between 70-79 points	2-0
UCLA scores between 80-89 points	5-1
UCLA scores between 90-99 points	3-0
UCLA scores 100 or more points	5-0

OPP scores 100 or more points	0-0
OPP scores between 90-99 points	1-0
OPP scores between 80-89 points	3-1
OPP scores between 70-79 points	5-0
OPP scores between 60-69 points	5-0
OPP scores fewer than 60 points	1-0

The game is decided by 1-2 points	0-1
The game is decided by 3-4 points	0-0
The game is decided by 5-6 points	1-0
The game is decided by 7-9 points	1-0
The game is decided by 10-19 points	7-0
The game is decided by 20-plus points	6-0

UCLA has one double-figure scorer	0-0
UCLA has two double-figure scorers	0-0
UCLA has three double-figure scorers	0-0
UCLA has four double-figure scorers	6-1
UCLA has five double-figure scorers	4-0
UCLA has six double-figure scorers	4-0
UCLA has seven double-figure scorers	1-0

OPP has zero double-figure scorers	0-0
OPP has one double-figure scorer	0-0
OPP has two double-figure scorers	2-0
OPP has three double-figure scorers	6-0
OPP has four double-figure scorers	5-0
OPP has five double-figure scorers	2-1
OPP has six double-figure scorers	0-0
OPP has seven double-figure scorers	0-0

UCLA has more double-figure scorers	12-0
UCLA has fewer double-figure scorers	0-1
Double-figure scorers are the same	3-0

THE LAST TIME ...

100 Points Scored

By UCLA	102 vs. UC Santa Barbara (12/14/16)
By Opponent	107 at Arizona (2/14/04)

40+ Point Victory

By UCLA	40 (102-62) vs. UC Santa Barbara (12/14/16)
By Opponent	41 (109-68) vs. North Carolina (11/27/97)

30+ Point Victory

By UCLA	40 (102-62) vs. UC Santa Barbara (12/14/16)
By Opponent	32 (71-39) at Utah (1/4/15)

20+ Point Victory

By UCLA	40 (102-62) vs. UC Santa Barbara (12/14/16)
By Opponent	24 (95-71) vs. USC (3/9/16)

Overtime Game

UCLA Win	86-81 vs. Stanford (2-OT) (1/8/15)
UCLA Loss	93-96 at Washington (2-OT) (1/1/16)

Double Overtime Game

UCLA Win	86-81 vs. Stanford (1/8/15)
UCLA Loss	93-96 at Washington (1/1/16)

Six or More Players in Double-Figure Scoring

By UCLA	6 at Kentucky (12/3/16)
By Opponent	6 vs. USC (3/9/16)

Five or More Players In Double-Figure Scoring

By UCLA	5 vs. UC Santa Barbara (12/14/16)
By Opponent	5 at Oregon (12/28/16)

Zero Players Scoring in Double Figures

By UCLA	none since prior to 1991-92
By Opponent	0 vs. CSUN (11/29/15)

Made 30-39 Field Goals

By UCLA	34-of-64 at Oregon (12/28/16)
By Opponent	30-of-67 at Oregon (12/28/16)

Made 40-49 Field Goals

By UCLA	46-of-71 vs. Long Beach State (11/20/16)
By Opponent	41-of-80 at Duke (2/22/98)

Made 50 or More Field Goals

By UCLA	none since prior to 1991-92
By Opponent	none since prior to 1991-92

Made Fewer Than 20 Field Goals

By UCLA	16 at Arizona (2/21/15)
By Opponent	19 vs. Colorado (2/20/16)

Had 70-79 Field Goal Attempts

By UCLA	71 vs. UC Santa Barbara (12/14/16)
By Opponent	70 vs. UC Riverside (11/30/16)

Had 80-89 Field Goal Attempts

By UCLA	84 vs. Cal State Fullerton (11/16/09)
By Opponent	83 vs. UC Santa Barbara (12/14/16)

Had 90-99 Field Goal Attempts

By UCLA	91 vs. Cincinnati (3/17/02)
By Opponent	none since prior to 1991-92

Had Fewer Than 40 Field Goal Attempts

By UCLA	39 vs. Oregon State (2/12/11)
By Opponent	39 at Oregon State (1/2/09)

Shot 50 Percent Or Better From The Field

By UCLA	53.1 (34-64) at Oregon (12/28/16)
By Opponent	61.2 (30-49) at Stanford (2/27/16)

Shot 60 Percent Or Better From The Field

By UCLA	67.2 (39-58) vs. Michigan (12/10/16)
By Opponent	61.2 (30-49) at Stanford (2/27/16)

Shot Less Than 30 Percent From The Field

By UCLA	28.1 (15-52) at Utah (1/4/15)
By Opponent	29.3 (17-58) vs. CSUN (11/29/15)

Made 10 or More 3-Pointers

By UCLA	11-of-25 at Oregon (12/28/16)
By Opponent	11-of-30 at Oregon (12/28/16)

Made 15 or More 3-Pointers

By UCLA	15-of-24 vs. Michigan (12/10/16)
By Opponent	15-of-31 vs. Stanford (1/8/15)

Made Zero 3-Pointers

By UCLA	0-for-14 vs. Stanford (2/3/00)
By Opponent	0-for-13 vs. California (1/3/13)

Attempted 30 or More 3-Pointers

By UCLA	31 (10-31) vs. Ohio State (12/17/16)
By Opponent	30 (11-30) at Oregon (12/28/16)

Shot Over 60 Percent From 3-Point Range

By UCLA	62.5 (15-24) vs. Michigan (12/10/16)
By Opponent	69.2 (9-13) at Oregon (1/24/15)

Shot Over 70 Percent From 3-Point Range

By UCLA	76.5 (13-17) vs. Northwestern (11/29/13)
By Opponent	90.9 (10-11) vs. Middle Tennessee State (11/15/11)

Shot Less Than 20 Percent From 3-Point Range

By UCLA	9.1 (1-11) at Utah (1/4/15)
By Opponent	9.1 (1-11) vs. CSUN (11/29/15)

Made 30-39 Free Throws

By UCLA	31-of-39 vs. CSUN (11/13/16)
By Opponent	30-of-42 vs. Wake Forest (11/25/15)

Made 40 or More Free Throws

By UCLA	none since prior to 1991-92
By Opponent	none since prior to 1991-92

Made 5 or Fewer Free Throws

By UCLA	5-of-9 vs. Oregon (3/2/16)
By Opponent	1-for-3 vs. Western Michigan (12/21/16)

Had 40-49 Free Throw Attempts

By UCLA	38-of-50 at Washington (1/1/16)
By Opponent	29-of-45 at Arizona (2/12/16)

Had 50 or More Free Throw Attempts

By UCLA	38-of-50 at Washington (1/1/16)
By Opponent	none since prior to 1991-92

Shot 80 Percent or Better From the Free Throw Line

By UCLA	87.0 (20-23) vs. California (1/5/17)
By Opponent	92.3 (12-13) vs. Michigan (12/10/16)

Shot 90 Percent or Better From the Free Throw Line

By UCLA	90.9 (10-11) vs. Long Beach State (11/20/16)
By Opponent	92.3 (12-13) vs. Michigan (12/10/16)

Shot 100 Percent From the Free Throw Line

By UCLA	6-for-6 at Arizona (2/17/07)
By Opponent	3-for-3 vs. Idaho State (12/15/07)

Had 50-59 Rebounds

By UCLA	59 at Washington (1/1/16)
By Opponent	50 vs. UC Santa Barbara (12/14/16)

Had 60 or More Rebounds

By UCLA	60 vs. Monmouth (11/13/15)
By Opponent	None since prior to 1991-92

Had 20-29 Assists

By UCLA	21 at Oregon State (12/30/16)
By Opponent	20 at Washington State (1/3/16)

Had 30 or More Assists

By UCLA	32 at California (2/23/95)
By Opponent	None since prior to 1991-92

Had 10 or More Blocks

By UCLA	10 vs. UC Santa Barbara (12/14/16)
By Opponent	13 vs. Kentucky (12/20/14)

Had 15 or More Steals

By UCLA	15 vs. Long Beach State (11/23/14)
By Opponent	16 vs. Monmouth (11/13/15)

Had 20 or More Steals

By UCLA	20 vs. Wyoming (12/23/08)
By Opponent	22 vs. Maryland (11/27/98)

Forced 20 or More Turnovers

By UCLA	23 vs. Long Beach State (11/20/16)
By Opponent	20 vs. CSUN (11/13/16)

Committed Fewer Than 10 Turnovers

By UCLA	9 vs. California (1/5/17)
By Opponent	9 at Oregon (12/28/16)

THE LAST TIME A PLAYER ...

30 or More Points Scored

UCLA	30, Bryce Alford, vs. Pacific (11/11/16)
Opponent	35, Andrew Andrews, at Washington (1/1/16)

35 or More Points Scored

UCLA	36, Isaac Hamilton, vs. USC (3/12/15)
Opponent	35, Andrew Andrews, at Washington (1/1/16)

40 or More Points Scored

UCLA	44, Jason Kapono, at Washington State (1/4/03)
Opponent	40, Eddie House, Arizona State (2/17/00)

Two or More Players Scored 20+ Points

UCLA	Lonzo Ball (23), TJ Leaf (21), at Oregon State (12/30/16)
Opponent	Malik Monk (24), De'Aaron Fox (20), at Kentucky (12/3/16)

Three or More Players Scored 20+ Points

UCLA	B. Alford (28), Powell (23), Parker (20), vs. Nicholls State (11/20/14)
Opponent	J. Brown (22), J. Clarkson (21), E. Ross (20), Missouri (12/7/13)

Two or More Players Scored 25+ Points

UCLA	N. Powell (27), J. Adams (25), vs. James Madison (11/15/12)
Opponent	C. Douglas-Roberts (28), D. Rose (25), Memphis (4/5/08)

Made 15 or More Field Goals

UCLA	15 (15-23), Don MacLean, at Arizona (1/11/92)
Opponent	15 (15-22), Eddie House, Arizona State (2/17/00)

Made 20 or More Field Goals

UCLA	none since prior to 1991-92
Opponent	none since prior to 1991-92

Made 6 or More 3-Pointers

UCLA	Bryce Alford, 6-for-10, at Oregon (12/28/16)
Opponent	Reese Morgan, 6-for-10, Cal Poly (11/15/15)

Made 7 or More 3-Pointers

UCLA	Isaac Hamilton, 7-for-12, vs. UC Riverside (11/30/16)
Opponent	Jalil Abdul-Bassit, 7-for-12, Oregon (2/14/15)

Made 8 or More 3-Pointers

UCLA	Bryce Alford, 9-for-11, SMU (3/19/15)
Opponent	Tyler Bernardini, 8-for-12, Pennsylvania (12/10/11)

Made 9 or More 3-Pointers

UCLA	Bryce Alford, 9-for-11, SMU (3/19/15)
Opponent	none since prior to 1996-97

Made 10 or More 3-Pointers

UCLA	has never occurred
Opponent	none since prior to 1996-97

Made 15 or More Field Goals (and 5 or More 3-Pointers)

UCLA	none since prior to 1996-97
Opponent	none since prior to 1996-97

Made 10 or More Free Throws

UCLA	Bryce Alford, 17-of-18, at Washington (1/1/16)
Opponent	Edrice "Bam" Adebayo, 10-of-13, at Kentucky (12/3/16)

Made 15 or More Free Throws

UCLA	Bryce Alford, 17-of-18, at Washington (1/1/16)
Opponent	Andrew Andrews, 17-of-19, at Washington (1/1/16)

Attempted 20 or More Free Throws

UCLA	none since prior to 1996-97
Opponent	none since prior to 1996-97

Was Perfect With 15 or More Free Throws

UCLA	Jordan Adams, 16-of-16, vs. UC Irvine (11/13/12)
Opponent	none since prior to 1996-97

Had 15 or More Rebounds

UCLA	TJ Leaf, 15, vs. Pacific (11/11/16)
Opponent	Ivan Rabb, 20, vs. California (1/5/17)

Had 20 or More Rebounds

UCLA	Kevin Love, 21, at Oregon State (1/26/08)
Opponent	Ivan Rabb, 20, vs. California (1/5/17)

Had 25 or More Rebounds

UCLA	none since prior to 1996-97
Opponent	none since prior to 1996-97

Two Players Had 10 or More Rebounds

UCLA	Lonzo Ball (10), TJ Leaf (10), vs. UC Santa Barbara (12/14/16)
Opponent	Ivan Rabb (20), Kingsley Okoroh (13), California (1/5/17)

Two or More Players Had Double-Doubles

UCLA	Lonzo Ball (13 p, 10 r), TJ Leaf (25 p, 10 r), vs. UC Santa Barbara (12/14/16)
Opponent	J. Brown (16p, 10 r), T. Wallace (14p, 10 r), California (2/25/16)

Shot 100 Percent From the Field (min. 10 attempts)

By UCLA	none since prior to 1991-92
By Opponent	none since prior to 1991-92

Shot 100 Percent from 3-Point Range (min. 5 attempts)

By UCLA	Aaron Holiday, 5-for-5, vs. Michigan (12/10/16)
By Opponent	Jared Stohl, 5-for-5, Portland (11/26/09)

Had 10 or More Assists

By UCLA	Lonzo Ball, 13, vs. UC Riverside (11/30/16)
By Opponent	Jordan McLaughlin, 10, USC (2/4/16)

Had 10 or More Assists and Zero Turnovers

By UCLA	Bryce Alford, 11 assists, at Arizona State (2/14/16)
By Opponent	Zack Rosen, 10 assists, Pennsylvania (12/10/11)

Had 15 or More Assists

By UCLA	Darren Collison, 15, at Arizona (2/17/07)
By Opponent	Phil Pressey, 19, Missouri (12/28/12)

Had 20+ Points and 10+ Rebounds

By UCLA	TJ Leaf (21 pts, 10 rbs) at Oregon State (12/30/16)
By Opponent	Josh Hawkinson (20 pts, 10 rbs), Washington State (1/3/16)

Had 20+ Points and 15+ Rebounds

By UCLA	TJ Leaf (22 pts, 15 rbs) , vs. Pacific (11/11/16)
By Opponent	Shawn Long (26 pts, 16 rbs), Louisiana-Lafayette (12/15/15)

Had 25+ Points and 15+ Rebounds

By UCLA	Kevon Looney (27 pts, 19 rbs), vs. Stanford (1/8/15)
By Opponent	Shawn Long (26 pts, 16 rbs), Louisiana-Lafayette (12/15/15)

Had 10+ Points and 10+ Assists

By UCLA	Lonzo Ball (16 points, 10 assists), vs. Texas A&M (11/27/16)
By Opponent	T.J. McConnell (10 pts, 11 ast), Arizona (3/13/15)

Had 15+ Points and 10+ Assists

By UCLA	Lonzo Ball (16 points, 10 assists), vs. Texas A&M (11/27/16)
By Opponent	Askia Booker (16 pts, 12 ast), Colorado (2/13/14)

Had 20+ Points and 10+ Assists

By UCLA	Lonzo Ball (20 pts, 11 ast), vs. Long Beach State (11/20/16)
By Opponent	Draymond Green (23 pts, 10 ast), Michigan State (3/17/11)

Had 5 or More Steals

By UCLA	Aaron Holiday, 5, vs. Ohio State (12/17/16)
By Opponent	Malik Monk, 5, at Kentucky (12/3/16)

Had 9 or More Steals

By UCLA	Darren Collison, 9, at Oregon State (1/28/06)
By Opponent	none since prior to 1996-97

Had 5 or More Blocks

By UCLA	Thomas Welsh, 5, vs. Monmouth (11/13/15)
By Opponent	Josh Huestis, 5, Stanford (2/22/14)

Had 7 or More Blocks

By UCLA	Tyler Honeycutt, 8, vs. Oregon State (2/12/11)
By Opponent	Jarvis Varnado, 7, vs. Mississippi State (12/12/09)

Had 20+ Points and 5+ Blocks

By UCLA	Jerome Moiso (22 pts, 5 blocks), vs. Arizona State (1/22/00)
By Opponent	Josh Huestis (22 pts, 5 blocks), Stanford (2/22/14)

Recorded a Triple-Double

By UCLA	Kyle Anderson (13p, 12r, 11a), vs. Morehead State (11/22/13)
By Opponent	Draymond Green (23p, 11r, 10a), Michigan State (3/17/11)

Played 45 or More Minutes

By UCLA	Bryce Alford, 48, at Washington, 2-OT (1/1/16)
By Opponent	Dejounte Murray, 47, at Washington, 2-OT (1/1/16)

Scored 20 or More Points off the Bench

By UCLA	Aaron Holiday, 20, vs. Ohio State (12/17/16)
By Opponent	Andre Spight, 21, at Arizona State (2/14/16)

Scored 25 or More Points off the Bench

By UCLA	Jordan Adams, 25, vs. James Madison (11/15/12)
By Opponent	Trevor Releford, 34, Alabama (12/28/13)

Recorded 10 or More Rebounds off the Bench

By UCLA	Thomas Welsh, 12, vs. Oregon State (3/5/16)
By Opponent	Chimezie Metu, 11, USC (3/9/16)

Game No. 1 – November 11, 2016
Pauley Pavilion – Los Angeles, Calif.
(16) UCLA 119, Pacific 80

PACIFIC 80

NAME	FG	3FG	FT	R	PF	TP	A	MIN
Vuko	3-4	1-1	0-0	8	2	7	0	22
Bowles	3-10	1-4	7-10	2	2	14	2	32
Eleraky	1-3	0-0	0-4	3	2	2	0	15
Wallace	8-15	2-5	3-6	3	4	21	0	24
Taylor	4-7	3-3	0-0	6	4	11	1	20
Montague	0-3	0-2	0-0	1	4	0	1	17
Williams	3-7	2-5	0-0	2	0	8	0	15
Tinsley	1-1	0-0	1-2	0	0	3	0	2
Ursery	3-7	0-0	1-2	3	4	7	2	20
Rector	0-1	0-1	0-0	0	0	0	0	2
Lampkin	1-4	0-1	2-3	2	1	4	1	14
Smith	0-3	0-3	0-1	0	1	0	0	9
Theodorou	1-1	1-1	0-0	1	1	3	0	8
TOTALS	28-66	10-26	14-28	33	25	80	7	200

UCLA 119

NAME	FG	3FG	FT	R	PF	TP	A	MIN
Leaf	9-13	2-5	2-5	15	2	22	4	37
Welsh	3-9	0-0	0-0	6	4	6	0	26
Ball	6-8	3-4	4-5	8	2	19	11	34
Hamilton	7-12	3-7	0-0	1	3	17	8	29
Alford	9-13	6-9	6-7	2	3	30	1	32
Holiday	6-10	4-5	2-2	3	5	18	5	24
Wulff, I.	1-1	0-0	1-2	2	0	3	0	2
Goloman	1-1	0-0	2-3	3	5	4	0	6
Smith	0-2	0-0	0-0	0	2	0	0	2
Wulff, A.	0-0	0-0	0-0	1	0	0	0	2
Okwarabizie	0-0	0-0	0-0	1	1	0	0	6
TOTALS	42-69	18-30	17-24	43	27	119	29	200

Halftime Score – UCLA 63, Pacific 39. Team Rebounds – Pacific 2, UCLA 1. Turnovers – Pacific 14, UCLA 12. Technicals – UCLA: Lonzo Ball. Attendance: 8,743. Officials – Bill Vinovich, Shawn Lehigh, Coban Lopez.

Game No. 2 – November 13, 2016
Pauley Pavilion – Los Angeles, Calif.
(16) UCLA 102, CSUN 87

CSUN 87

NAME	FG	3FG	FT	R	PF	TP	A	MIN
Lubin	3-6	0-0	2-5	13	5	8	0	20
Johns	1-2	0-0	0-0	0	4	2	0	16
Smith	8-14	1-3	4-5	4	3	21	4	34
Johnson	6-13	1-3	2-5	0	2	15	2	32
Parks	7-11	2-2	2-2	3	5	18	1	23
Warren	0-4	0-3	2-3	2	2	2	2	28
Dawson	7-11	1-2	3-3	9	4	18	1	28
Kaba-Camara	1-1	0-0	1-1	0	1	3	0	5
Richardson	0-0	0-0	0-0	0	4	0	0	4
Wilbut	0-4	0-2	0-0	0	0	0	0	6
Theus Jr.	0-0	0-0	0-0	0	0	0	0	4
TOTALS	33-66	5-15	16-24	31	30	87	10	200

UCLA 102

NAME	FG	3FG	FT	R	PF	TP	A	MIN
Leaf	4-6	0-1	4-6	6	4	12	4	18
Welsh	3-12	0-0	4-4	13	3	10	2	30
Ball	4-6	1-3	4-6	8	2	13	6	38
Hamilton	9-14	1-4	3-4	3	4	22	1	34
Alford	5-13	2-4	8-8	0	2	20	3	34
Holiday	3-9	1-3	6-7	4	3	13	5	29
Goloman	5-7	0-1	2-4	8	3	12	2	15
Okwarabizie	0-0	0-0	0-0	0	1	0	0	2
TOTALS	33-67	5-16	31-39	44	23	102	23	200

Halftime Score – CSUN 42, UCLA 40. Team Rebounds – UCLA 2, CSUN 0. Turnovers – UCLA 20, CSUN 18. Technicals – None. Attendance: 7,149. Officials – Verne Harris, Chris Rastatter, Eric Curry.

Game No. 3 – November 17, 2016
Pauley Pavilion – Los Angeles, Calif.
(16) UCLA 88, San Diego 68

SAN DIEGO 68

NAME	FG	3FG	FT	R	PF	TP	A	MIN
Neubauer	6-9	1-4	1-1	3	3	14	1	25
Bailey	7-14	3-4	5-6	9	4	22	3	32
Barrino	1-7	0-0	0-0	6	4	2	4	27
Williams	1-6	1-2	0-0	4	2	3	1	36
Carter III	5-19	3-10	0-0	4	2	13	3	28
Carbone	2-13	2-11	0-0	5	3	6	2	28
Gray	1-4	0-0	2-2	2	0	4	0	11
Ryder	2-3	0-0	0-0	2	2	4	0	13
TOTALS	25-75	10-31	8-9	38	20	68	14	200

UCLA 88

NAME	FG	3FG	FT	R	PF	TP	A	MIN
Leaf	11-13	0-1	4-4	10	1	26	1	30
Welsh	4-7	0-0	4-4	11	1	12	0	26
Ball	4-11	1-6	4-6	7	0	13	8	38
Hamilton	5-11	1-6	1-2	3	2	12	6	29
Alford	2-8	1-5	5-5	3	1	10	3	36
Holiday	4-8	2-4	1-1	5	1	11	2	27
Goloman	2-3	0-0	0-0	1	4	4	1	14
TOTALS	32-61	5-22	19-22	43	10	88	21	200

Halftime Score – UCLA 41, San Diego 33. Team Rebounds – San Diego 3, UCLA 3. Turnovers – UCLA 8, San Diego 7. Technicals – None. Attendance: 6,893. Officials – Mike Reed, Keith Kimble, D.G. Nelson.

Game No. 4 – November 20, 2016
Pauley Pavilion – Los Angeles, Calif.
(16) UCLA 114, Long Beach State 77

LONG BEACH STATE 77

NAME	FG	3FG	FT	R	PF	TP	A	MIN
Levin	3-6	1-2	1-4	9	1	8	2	30
Prince	3-5	0-0	4-5	3	2	10	1	20
Payne	3-8	1-3	0-0	0	3	7	0	15
Griffin	4-8	3-5	0-0	1	0	11	0	15
Bibbins	3-6	2-3	0-0	3	3	8	5	33
Jackson	5-10	0-2	5-7	1	3	15	6	26
Blackwell	4-9	4-6	0-0	0	1	12	1	19
Yussuf	1-3	0-0	0-0	4	1	2	3	11
Riggins	0-0	0-0	0-0	0	0	0	0	4
Shropshire	1-1	0-0	0-0	1	0	2	0	3
Rifkind	0-1	0-1	0-0	0	0	0	0	3
Ogalue	0-0	0-0	0-0	0	0	0	1	3
Moye	0-0	0-0	0-0	1	0	0	0	3
Williams	0-1	0-0	2-4	2	0	2	0	8
Jackson, J.	0-0	0-0	0-0	1	1	0	0	7
TOTALS	27-58	11-22	12-20	28	15	77	19	200

UCLA 114

NAME	FG	3FG	FT	R	PF	TP	A	MIN
Leaf	8-12	1-2	4-5	9	3	21	1	30
Welsh	6-9	0-0	0-0	7	4	12	0	23
Ball	8-11	2-3	2-2	2	1	20	11	31
Hamilton	7-13	4-6	0-0	2	1	18	4	27
Alford	5-8	5-6	0-0	2	1	15	6	32
Holiday	7-10	0-2	2-2	2	2	16	5	25
Wulff, I.	0-0	0-0	0-0	0	0	0	0	3
Goloman	3-5	0-0	2-2	3	2	8	0	18
Smith	2-2	0-0	0-0	0	1	4	0	3
Wulff, A.	0-1	0-1	0-0	0	1	0	0	3
Okwarabizie	0-0	0-0	0-0	2	1	0	0	5
TOTALS	46-71	12-20	10-11	32	17	114	27	200

Halftime Score – UCLA 56, Long Beach State 37. Team Rebounds – UCLA 3, Long Beach State 2. Turnovers – Long Beach State 23, UCLA 11. Technicals – None. Attendance: 8,294. Officials – Mike Scyphers, Tony Padilla, Scott Brown.

Game No. 5 – November 24, 2016
Titan Gym – Fullerton, Calif.
(14) UCLA 99, Portland 77

PORTLAND 77

NAME	FG	3FG	FT	R	PF	TP	A	MIN
Taylor	2-9	1-6	1-2	4	1	6	1	31
Marshall	3-6	2-3	2-2	2	2	10	0	23
Hartwich	0-0	0-0	0-0	6	2	0	0	15
Wintering	5-15	1-2	2-2	6	3	13	2	30
Johnson	9-16	4-7	3-3	2	1	25	4	31
Jackson	2-5	2-3	0-0	1	1	6	1	12
Tyson	5-14	4-11	2-2	4	3	16	0	28
Ferguson	0-0	0-0	0-0	1	1	0	1	7
Barreno	0-3	0-0	0-0	6	3	0	0	14
Smoyer	0-1	0-0	1-2	3	2	1	1	9
TOTALS	26-69	14-32	11-13	37	19	77	10	200

UCLA 99

NAME	FG	3FG	FT	R	PF	TP	A	MIN
Leaf	6-9	1-1	1-1	9	3	14	4	28
Welsh	8-10	0-0	0-0	10	3	16	0	26
Ball	6-9	4-7	2-3	4	2	18	11	27
Hamilton	5-13	4-9	2-2	3	0	16	6	30
Alford	4-10	3-8	2-2	1	3	13	2	34
Holiday	4-9	2-4	4-6	5	2	14	5	26
Goloman	3-6	0-0	1-2	6	2	7	1	17
Smith	0-0	0-0	0-0	0	0	0	0	4
Wulff, A.	0-0	0-0	0-0	0	1	0	0	4
Okwarabizie	0-0	0-0	1-2	0	0	1	0	4
TOTALS	36-66	14-29	13-18	40	15	99	29	200

Halftime Score – UCLA 45, Portland 37. Team Rebounds – Portland 2, UCLA 2. Turnovers – Portland 15, UCLA 11. Technicals – None. Attendance: 3,816. Officials – Tom Eades, Earl Walton, Donnie Eppley.

Game No. 6 – November 25, 2016
Titan Gym – Fullerton, Calif.
(14) UCLA 82, Nebraska 71

NEBRASKA 71

NAME	FG	3FG	FT	R	PF	TP	A	MIN
McVeigh	0-8	0-5	1-2	2	1	1	0	27
Jacobson	3-8	0-2	0-0	6	4	6	0	24
Morrow Jr.	4-6	0-0	0-1	7	1	8	0	25
Webster	8-16	2-3	1-3	7	3	19	7	36
Watson Jr.	10-18	3-7	4-4	3	4	27	3	36
Gill	1-10	1-6	0-0	5	1	3	1	16
Horne	0-1	0-1	0-0	0	1	0	0	7
Taylor	0-1	0-0	0-1	0	0	0	0	8
Roby	1-2	0-0	1-2	1	1	3	0	8
Fuller	0-1	0-0	0-0	0	0	0	0	1
Tshimanga	2-4	0-0	0-0	6	2	4	0	12
TOTALS	29-75	6-24	7-13	42	18	71	11	200

UCLA 82

NAME	FG	3FG	FT	R	PF	TP	A	MIN
Leaf	4-9	3-4	1-2	4	2	12	4	26
Welsh	5-8	0-0	2-2	11	1	12	2	28
Ball	5-9	3-5	0-0	3	5	13	7	30
Hamilton	5-12	3-7	2-2	5	3	15	0	34
Alford	7-14	0-6	4-4	6	1	18	2	35
Holiday	3-6	0-1	0-1	5	2	6	3	29

Game No. 7 – November 27, 2016
Honda Center – Anaheim, Calif.
(14) UCLA 74, Texas A&M 67

TEXAS A&M 67

NAME	FG	3FG	FT	R	PF	TP	A	MIN
Hogg	4-18	0-8	0-0	6	3	8	4	36
Davis	7-13	0-0	2-5	8	2	16	1	27
Trocha-Morelos	4-8	3-6	0-0	9	1	11	1	30
Gilder	6-12	3-6	2-3	5	2	17	3	37
Hampton	1-5	1-2	0-0	1	2	3	2	33
Vila	0-1	0-0	0-2	0	0	0	0	9
Collins	0-0	0-0	0-0	0	0	0	0	1
Miller	0-0	0-0	0-0	0	0	0	0	4
Williams	4-8	0-0	4-5	3	2	12	4	23
TOTALS	26-65	7-22	8-15	36	12	67	15	200

UCLA 74

NAME	FG	3FG	FT	R	PF	TP	A	MIN
Leaf	6-9	1-1	0-1	9	3	13	0	32
Welsh	3-7	0-0	0-0	8	4	6	0	27
Ball	6-14	4-9	0-0	5	1	16	10	36
Hamilton	7-15	3-8	0-0	7	2	17	2	30
Alford	3-7	2-5	5-6	3	1	13	3	32
Holiday	2-3	2-3	1-4	2	0	7	3	23
Anigbogu	1-3	0-0	0-0	2	3	2	0	12
Goloman	0-1	0-0	0-2	1	0	0	1	8
TOTALS	28-59	12-26	6-13	42	14	74	19	200

Halftime Score – UCLA 35, Texas A&M 34. Team Rebounds – UCLA 5, Texas A&M 3. Turnovers – UCLA 15, Texas A&M 12. Technicals – None. Attendance: 4,221. Officials – Tom Eades, Ted Valentine, Tony Padilla.

UCLA wins the 2016 Wooden Legacy.

Game No. 8 – November 30, 2016
Pauley Pavilion – Los Angeles, Calif.
(11) UCLA 98, UC Riverside 56

UC RIVERSIDE 56

NAME	FG	3FG	FT	R	PF	TP	A	MIN
Johnson	7-18	1-6	2-3	6	4	17	1	33
Larsson	1-6	0-0	1-2	2	3	3	0	20
Murray	4-12	2-5	3-4	7	0	13	2	32
Thames	1-9	0-3	0-0	4	0	2	1	23
Martin	2-8	1-3	0-0	2	2	5	0	28
Thomas	4-10	4-5	0-0	3	1	12	2	24
Rwahwire	0-2	0-2	0-0	0	0	0	0	6
Rosser	0-0	0-0	0-0	1	5	0	0	12
Flippin	0-0	0-0	0-0	0	0	0	0	3
Dijkstra	1-4	0-1	0-0	3	2	2	1	16
Jackson	1-1	0-0	0-0	1	0	2	1	3
TOTALS	21-70	8-25	6-9	30	17	56	8	200

UCLA 98

NAME	FG	3FG	FT	R	PF	TP	A	MIN
Leaf	9-12	0-1	0-1	10	0	18	2	27
Welsh	6-6	0-0	0-0	12	2	12	3	25
Ball	2-3	0-1	1-2	2	0	5	13	36
Hamilton	9-15	7-12	2-2	6	0	27	1	29
Alford	1-6	1-5	2-2	5	3	5	4	33
Holiday	6-12	3-5	3-3	4	2	18	5	28
Wulff, I.	1-1	0-0	0-0	0	1	2	0	3
Anigbogu	1-4	0-0	3-6	4	3	5	0	10
Smith	0-0	0-0	0-0	0	0	0	0	3
Wulff, A.	2-3	2-3	0-0	0	0	6	1	3
Okwarabizie	0-0	0-0	0-0	2	0	0	0	3
TOTALS	37-62	13-27	11-16	46	11	98	29	200

Halftime Score – UCLA 42, UC Riverside 27. Team Rebounds – UC Riverside 1, UCLA 1. Turnovers – UC Riverside 12, UCLA 12. Technicals – None. Attendance: 6,328. Officials – Tony Padilla, Eric Curry, Marques Pettigrew.

Game No. 9 – December 3, 2016
Rupp Arena – Lexington, Ky.
(11) UCLA 97, (1) Kentucky 92

UCLA 97

NAME	FG	3FG	FT	R	PF	TP	A	MIN
Leaf	7-12	1-2	2-2	13	3	17	5	32
Welsh	5-7	0-0	4-4	8	5	14	0	19
Ball	5-12	2-8	2-2	6	2	14	7	38
Hamilton	7-13	3-5	2-3	4	1	19	1	33
Alford	4-10	2-5	4-6	0	2	14	1	35
Holiday	4-7	2-3	3-4	0	4	13	4	20
Anigbogu	3-4	0-0	0-0	6	5	6	0	17
Goloman	0-1	0-0	0-0	3	2	0	0	6
TOTALS	35-66	10-23	17-21	41	24	97	18	200

KENTUCKY 92

NAME	FG	3FG	FT	R	PF	TP	A	MIN
Adebayo	4-12	0-0	10-13	13	3	18	0	33
Gabriel	1-2	0-1	0-0	8	1	2	0	17
Fox	8-20	1-4	3-5	2	4	20	9	34
Monk	10-19	4-8	0-0	3	3	24	0	36
Briscoe	4-14	0-5	4-7	4	4	12	3	34
Humphries	0-2	0-0	0-0	2	2	0	2	8
Hawkins	2-4	1-2	0-0	1	2	5	0	16
Willis	4-7	2-4	1-2	4	3	11	2	22
TOTALS	33-80	8-24	18-27	38	22	92	16	200

Halftime Score – UCLA 49, Kentucky 45. Team Rebounds – Kentucky 1, UCLA 1. Turnovers – UCLA 18, Kentucky 9. Technicals – None. Attendance: 23,976. Officials – Doug Shows, John Higgins, Bryon Jarrett.

Game No. 10 – December 10, 2016
Pauley Pavilion – Los Angeles, Calif.
(2) UCLA 102, Michigan 84

MICHIGAN 84

NAME	FG	3FG	FT	R	PF	TP	A	MIN
Wilson	3-6	2-3	0-0	1	3	8	2	24
Wagner	3-4	2-3	3-3	1	4	11	0	20
Walton Jr.	2-7	1-3	4-4	4	2	9	2	33
Abdur-Rahkman	4-11	1-3	2-2	2	3	11	2	32
Irvine	7-14	4-6	0-0	5	1	18	7	37
Simpson	0-0	0-0	0-0	0	1	0	1	9
Wright-Jones	0-0	0-0	0-0	0	1	0	0	1
Teske	0-0	0-0	0-0	2	0	0	0	1
Lonergan	0-0	0-0	0-0	0	0	0	0	1
Robinson	4-8	2-4	3-4	4	2	13	2	22
Watson	1-3	0-2	0-0	0	0	2	0	2
Donnal	5-5	2-2	0-0	2	0	12	0	18
TOTALS	29-58	14-26	12-13	23	17	84	16	200

UCLA 102

NAME	FG	3FG	FT	R	PF	TP	A	MIN
Goloman	3-3	0-0	0-0	2	5	6	1	10
Leaf	10-14	1-2	0-1	8	4	21	2	36
Ball	5-8	4-7	5-10	7	1	19	4	34
Hamilton	6-12	2-4	0-0	4	0	14	7	32
Alford	6-10	3-6	3-3	4	1	18	3	32
Holiday	6-7	5-5	0-0	0	1	17	5	27
Wulff, I.	0-0	0-0	0-0	0	0	0	0	1
Anigbogu	3-4	0-0	0-2	4	3	6	1	25
Smith	0-0	0-0	1-2	0	0	1	0	1
Wulff, A.	0-0	0-0	0-0	0	0	0	0	1
Okwarabizie	0-0	0-0	0-0	0	0	0	0	1
TOTALS	39-58	15-24	9-18	30	15	102	23	200

Halftime Score – UCLA 50, Michigan 50. Team Rebounds – Michigan 2, UCLA 1. Turnovers – Michigan 8, UCLA 8. Technicals – None. Attendance: 13,571. Officials – Verne Harris, David Hall, Eric Curry.

Game No. 11 – December 14, 2016
Pauley Pavilion – Los Angeles, Calif.
(2) UCLA 102, UC Santa Barbara 62

UC SANTA BARBARA 62

NAME	FG	3FG	FT	R	PF	TP	A	MIN
Canty	4-10	0-0	1-4	7	3	9	1	22
Lakouj	5-14	0-0	1-2	12	2	11	0	25
Childress	3-9	1-4	0-0	1	4	7	3	29
Vincent	3-18	2-9	2-2	2	4	10	1	33
Heidegger	4-10	1-4	0-0	4	0	9	1	22
Blackmon	0-4	0-0	0-0	2	0	0	0	5
Powell Jr.	3-7	0-0	2-4	2	2	8	0	11
Kupchak	0-1	0-0	0-0	3	1	0	0	12
Osifeso	0-0	0-0	0-0	1	0	0	0	2
Hart	1-3	0-0	0-0	5	2	2	0	13
Walters	1-1	1-1	0-0	0	0	3	0	2
Terrell	1-5	0-2	1-1	7	2	3	3	20
White	0-0	0-0	0-0	0	0	0	0	2
Slajchert	0-1	0-0	0-0	1	0	0	0	2
TOTALS	25-83	5-20	7-13	50	20	62	9	200

UCLA 102

NAME	FG	3FG	FT	R	PF	TP	A	MIN
Goloman	3-3	0-0	1-2	7	2	7	1	23
Leaf	11-17	3-4	0-1	10	1	25	8	30
Ball	5-10	3-6	0-0	10	1	13	7	33
Hamilton	6-15	1-9	0-0	1	2	13	1	31
Alford	5-12	3-10	2-3	2	1	15	2	29
Holiday	5-8	1-4	9-9	3	1	20	6	29
Anigbogu	4-5	0-0	1-1	7	3	9	1	18
Smith	0-0	0-0	0-0	0	0	0	1	2
Wulff, A.	0-1	0-1	0-0	0	0	0	0	2
Okwarabizie	0-0	0-0	0-0	1	0	0	0	3
TOTALS	39-71	11-34	13-16	46	11	102	27	200

Halftime Score – UCLA 54, UC Santa Barbara 30. Team Rebounds – UCLA 5, UC Santa Barbara 3. Turnovers – UC Santa Barbara 14, UCLA 8. Technicals – None. Attendance: 7,484. Officials – Mike Scyphers, Dick Cartmell, Michale Greenstein.

Game No. 12 – December 17, 2016
T-Mobile Arena – Las Vegas, Nev.
(2) UCLA 86, Ohio State 73

OHIO STATE 73

NAME	FG	3FG	FT	R	PF	TP	A	MIN
Potter	1-3	0-1	1-2	8	1	3	0	16
Tate	7-13	0-1	1-1	2	4	15	1	34
Loving	7-11	3-6	2-2	6	3	19	3	37
Lyle	1-7	1-5	5-6	1	3	8	6	35
Williams	4-11	1-6	0-0	0	2	9	3	25
Jackson	1-2	0-1	0-0	1	2	2	2	5
Thompson	2-3	0-0	0-0	8	3	4	0	23
Bates-Diop	6-12	0-4	1-1	3	2	13	2	25
TOTALS	29-62	5-24	10-12	31	20	73	17	200

UCLA 86

NAME	FG	3FG	FT	R	PF	TP	A	MIN
Ball	3-8	2-5	0-0	9	2	8	9	38
Hamilton	8-15	1-5	0-0	8	2	17	3	34
Goloman	1-1	0-0	2-2	4	0	4	1	17
Alford	6-14	4-11	4-5	2	0	20	3	35
Leaf	6-11	1-4	0-2	8	1	13	1	38
Holiday	5-12	2-6	8-10	4	4	20	1	25
Anigbogu	2-3	0-0	0-0	4	4	4	1	13
TOTALS	31-64	10-31	14-19	41	13	86	19	200

Halftime Score – UCLA 40, Ohio State 37. Team Rebounds – Ohio State 2, UCLA 2. Turnovers – Ohio State 18, UCLA 15. Technicals – None. Attendance: 19,298. Officials – Ted Valentine, Randy McCall, Dick Cart

Game No. 13 - December 21, 2016
Pauley Pavilion - Los Angeles, Calif.
(2) UCLA 82, Western Michigan 68

WESTERN MICHIGAN 68

NAME	FG	3FG	FT	R	PF	TP	A	MIN
Haymond	8-16	0-2	0-0	3	3	16	0	33
Johnson	0-4	0-0	0-0	2	3	0	0	21
LaMont	2-5	0-0	0-0	1	3	4	0	17
Wilder	10-18	2-4	0-0	5	3	22	4	34
Jones	6-11	0-1	0-0	6	1	12	2	28
Moore	3-7	3-4	0-0	0	4	9	0	26
Davis	0-2	0-1	0-0	5	0	0	2	11
Randall	1-2	0-1	0-0	0	0	2	0	6
Ikongshul	0-1	0-0	0-0	3	0	0	0	3
Dugan	1-3	0-0	1-3	6	2	3	1	21
TOTALS	31-69	5-13	1-3	36	19	68	9	200

UCLA 82

NAME	FG	3FG	FT	R	PF	TP	A	MIN
Goloman	2-4	0-0	2-3	6	1	6	3	17
Leaf	6-11	1-2	1-1	8	2	14	1	32
Ball	3-7	0-3	1-2	5	3	7	4	37
Hamilton	5-11	0-2	1-1	8	0	11	5	35
Alford	8-17	4-11	2-3	2	1	22	2	32
Holiday	7-11	1-4	1-1	1	2	16	7	30
Anigbogu	2-5	0-0	2-5	5	1	6	0	17
Smith	0-0	0-0	0-0	0	0	0	0	0+
Wulff, A.	0-0	0-0	0-0	0	0	0	0	0+
TOTALS	33-66	6-22	10-16	39	10	82	22	200

Halftime Score – UCLA 45, Western Michigan 33. Team Rebounds – Western Michigan 5, UCLA 4. Turnovers – Western Michigan 18, UCLA 15. Technicals – None. Attendance: 10,695. Officials – Tom O'Neill, Kevin Brill, Daryl Gelinas.

Game No. 14 - December 28, 2016
Matthew Knight Arena - Eugene, Ore.
(2) UCLA 87, (21) Oregon 89

UCLA 87

NAME	FG	3FG	FT	R	PF	TP	A	MIN
Welsh	8-11	0-0	4-4	10	2	20	1	27
Leaf	5-8	1-2	2-4	5	4	13	1	32
Ball	5-11	3-8	1-2	3	3	14	6	38
Hamilton	1-6	0-2	0-0	5	1	2	3	24
Alford	7-11	6-10	0-1	4	2	20	1	32
Holiday	2-10	1-3	0-0	1	2	5	7	28
Anigbogu	4-4	0-0	1-1	4	3	9	0	11
Goloman	2-3	0-0	0-0	2	2	4	0	8
TOTALS	34-64	11-25	8-12	35	19	87	19	200

OREGON 89

NAME	FG	3FG	FT	R	PF	TP	A	MIN
Bell	5-8	1-1	2-2	7	2	13	0	30
Brooks	9-20	2-8	3-6	9	4	23	4	35
Pritchard	5-8	3-5	2-2	2	3	15	9	31
Dorsey	3-9	1-5	4-6	1	2	11	2	28
Ennis	3-11	1-4	3-4	5	0	10	3	31
Benson	2-2	2-2	0-0	0	2	6	0	13
Boucher	2-8	1-5	4-5	7	1	9	1	27
Bigby-Williams	1-1	0-0	0-0	1	1	2	0	5
TOTALS	30-67	11-30	18-25	37	15	89	19	200

Halftime Score – Oregon 52, UCLA 47. Team Rebounds – Oregon 5, UCLA 1. Turnovers – UCLA 14, Oregon 9. Technicals – None. Attendance: 12,364. Officials – Verne Harris, Mike Reed, Steve Olson.

Game No. 15 - December 30, 2016
Gill Coliseum - Corvallis, Ore.
(2) UCLA 76, Oregon State 63

UCLA 76

NAME	FG	3FG	FT	R	PF	TP	A	MIN
Welsh	1-2	0-0	0-0	5	4	2	0	20
Leaf	9-13	0-1	3-4	10	1	21	2	34
Ball	7-14	4-8	5-8	6	1	23	7	38
Hamilton	0-10	0-5	0-0	3	2	0	4	28
Alford	4-8	2-5	2-3	2	2	12	2	33
Holiday	3-8	3-6	5-8	4	4	14	6	28
Anigbogu	2-3	0-0	0-0	3	3	4	0	15
Goloman	0-1	0-0	0-0	0	0	0	0	4
TOTALS	26-59	9-25	15-23	36	17	76	21	200

OREGON STATE 63

NAME	FG	3FG	FT	R	PF	TP	A	MIN
Eubanks	6-12	0-0	6-8	9	1	18	1	35
Dahlen	1-2	0-0	0-0	3	4	2	1	14
McLaughlin	3-9	2-4	4-5	0	4	12	1	32
Thompson, Jr.	10-17	3-4	2-3	2	2	25	4	39
Manuel	1-8	1-4	0-0	4	1	3	2	37
Sanders	0-0	0-0	0-0	0	0	0	0	1
Muller	0-0	0-0	0-0	2	2	0	0	11
Rakocevic	1-1	1-1	0-0	3	1	3	0	14
Koné	0-3	0-1	0-0	5	0	0	0	17
TOTALS	22-52	7-14	12-16	33	15	63	9	200

Halftime Score – UCLA 34, Oregon State 26. Team Rebounds – Oregon State 5, UCLA 3. Turnovers – Oregon State 16, UCLA 10. Technicals – None. Attendance: 5,596. Officials – Dick Cartmell, Gregory Nixon, Kelly Pfeifer.

Game No. 16 - January 5, 2017
Pauley Pavilion - Los Angeles, Calif.
(4) UCLA 81, California 71

CALIFORNIA 71

NAME	FG	3FG	FT	R	PF	TP	A	MIN
Rabb	5-12	1-2	6-9	20	4	17	1	39
Okoroh	2-5	0-0	0-0	13	2	4	0	27
Mullins	7-13	5-8	0-0	3	2	19	2	34
Moore	5-17	0-3	3-4	1	2	13	2	28
Bird	1-7	1-4	0-0	1	5	3	0	24
Singer	0-3	0-0	0-0	1	0	0	0	7
Moute a Bidias	0-2	0-1	0-0	0	0	0	0	6
Coleman	7-10	0-0	1-3	5	4	15	0	22
Hamilton	0-0	0-0	0-0	0	0	0	0	3
Domingo	0-0	0-0	0-2	1	1	0	2	9
Rooks	0-0	0-0	0-0	0	0	0	0	1
TOTALS	27-69	7-18	10-18	48	20	71	7	200

UCLA 81

NAME	FG	3FG	FT	R	PF	TP	A	MIN
Leaf	7-11	0-1	4-5	11	3	18	3	33
Welsh	4-10	0-0	2-2	6	2	10	0	24
Ball	5-12	1-7	3-4	5	1	14	7	37
Hamilton	1-8	1-3	2-2	2	3	5	2	28
Alford	8-13	5-7	3-4	3	0	24	2	35
Holiday	1-5	0-1	4-4	4	2	6	3	28
Anigbogu	1-1	0-0	0-0	1	4	2	0	5
Goloman	0-2	0-0	2-2	2	3	2	1	10
TOTALS	27-62	7-19	20-23	37	18	81	18	200

Halftime Score – UCLA 44, California 24. Team Rebounds – California 3, UCLA 3. Turnovers – California 13, UCLA 9. Technicals – None. Attendance: 13,659. Officials – Mike Scyphers, Deldre Carr, Randy Heimerman.

PRINCE ALI (23)
SOPHOMORE – G – 6-3, 190 – The Bronx, N.Y. (The Sagemont School (FL))

SEASON/CAREER BEST PERFORMANCES

Category	Season High	Career High
Points	---	12 (twice), last at Arizona State (2/4/16)
Rebounds	---	5 vs. Long Beach State (12/6/15)
Assists	---	2 (3 times), last vs. Utah (2/18/16)
Steals	---	2 (twice), last vs. Colorado (2/20/16)
Blocks	---	1 (3 times), last at Arizona State (2/14/16)
Minutes	---	22 at Arizona State (2/14/16)
FG Made	---	4 (4 times), last at Arizona State (2/14/16)
FG Att.	---	9 vs. CSUN (11/29/15)
3PFG Made	---	2 (3 times), last at Arizona State (2/14/16)
3PFG Att.	---	4 (twice), last vs. CSUN (11/29/15)
FT Made	---	7 vs. Pepperdine (11/19/15)
FT Att.	---	7 vs. Pepperdine (11/19/15)

KEY NOTES ON PRINCE ALI

- Underwent surgery to repair a torn meniscus (right knee) on July 15, 2016 ... has not played this season and has decided to redshirt in 2016-17
- Played in 29 of UCLA's 32 games during the 2015-16 season, averaging 3.9 points and 1.1 rebounds in 11.8 minutes per game
- Scored in double figures in three games during his freshman campaign

PRINCE ALI'S CAREER STATISTICS

Season	Yr.	G-GS	MIN	MPG	FG-FGA	PCT	3FG-A	PCT	FT-FTA	PCT	OR	DR	TOT	RPG	PF-DQ	A	TO	BS	S	PTS	PPG
2015-16	FR	29-0	342	11.8	40-103	.388	12-40	.300	21-37	.568	5	26	31	1.1	36-0	11	23	3	11	113	3.9
CAREER		29-0	342	11.8	40-103	.388	12-40	.300	21-37	.568	5	26	31	1.1	36-0	11	23	3	11	113	3.9

ARMANI DODSON (5)
FRESHMAN – G – 6-5, 190 – Fontana, Calif. (Kaiser HS)

KEY NOTES ON ARMANI DODSON

- Was sidelined through the first five weeks of the season with an injured right shoulder ... has returned to practice, but has not played in a game
- Enters his freshman season after a strong career playing varsity basketball and football at Kaiser High School in Fontana, Calif.
- As a senior at Kaiser HS, secured first-team All-CIF Southern Section honors, averaging 16.0 ppg, 10.5 rpg, 3.8 apg and 1.5 spg

ALEX OLESINSKI (0)
SOPHOMORE – F – 6-10, 200 – Roswell, N.M. (La Lumiere School (IN))

SEASON/CAREER BEST PERFORMANCES

Category	Season High	Career High
Points	---	7 vs. Monmouth (11/13/15)
Rebounds	---	7 vs. Wake Forest (11/25/15)
Assists	---	1 (4 times), last vs. Louisiana-Lafayette (12/15/15)
Steals	---	1 (5 times), last vs. Colorado (2/20/16)
Blocks	---	---
Minutes	---	19 vs. Kansas (11/24/15)
FG Made	---	3 vs. Monmouth (11/13/15)
FG Att.	---	6 vs. Monmouth (11/13/15)
3PFG Made	---	1 vs. Monmouth (11/13/15)
3PFG Att.	---	2 vs. Kansas (11/24/15)
FT Made	---	3 (twice), last at Washington (1/1/16)
FT Att.	---	4 (twice), last at Washington (1/1/16)

KEY NOTES ON ALEX OLESINSKI

- Has not played this season, recovering from a stress reaction in his left foot, and has decided to redshirt in 2016-17
- During the team's overseas trip to Australia (Aug. 2016), averaged 6.3 points and 4.0 rebounds per game in three contests
- As a freshman in 2015-16, averaged 1.2 points and 2.0 rebounds in 7.0 minutes per game (23 games)

ALEX OLESINSKI'S CAREER STATISTICS

Season	Yr.	G-GS	MIN	MPG	FG-FGA	PCT	3FG-A	PCT	FT-FTA	PCT	OR	DR	TOT	RPG	PF-DQ	A	TO	BS	S	PTS	PPG
2015-16	FR	23-0	161	7.0	7-26	.269	1-7	.143	13-20	.650	21	25	46	2.0	34-0	4	10	0	5	28	1.2
CAREER		23-0	161	7.0	7-26	.269	1-7	.143	13-20	.650	21	25	46	2.0	34-0	4	10	0	5	28	1.2

BRYCE ALFORD (20)
SENIOR – G – 6-3, 185 – Albuquerque, N.M. (La Cueva HS)

SEASON/CAREER BEST PERFORMANCES

Category	Season High	Career High
Points	30 vs. Pacific (11/11/16)	31 vs. Oregon (2/27/14)
Rebounds	6 vs. Nebraska (11/25/16)	7 vs. USC (3/12/15)
Assists	6 vs. Long Beach State (11/20/16)	13 vs. Nicholls State (11/20/14)
Steals	4 vs. Long Beach State (11/20/16)	5 at Missouri (12/7/13)
Blocks	1 (twice), last at Oregon (12/28/16)	1 (7 times), last at Oregon (12/28/16)
Minutes	36 vs. San Diego (11/17/16)	49 vs. Oregon (2/27/14)
FG Made	9 vs. Pacific (11/11/16)	10 vs. Louisiana-Lafayette (12/15/15)
FG Att.	17 vs. Western Michigan (12/21/16)	21 at Washington (1/1/16)
3PFG Made	6 (twice), last at Oregon (12/28/16)	9 vs. SMU (3/21/15)
3PFG Att.	11 (twice), last vs. Western Michigan (12/21/16)	13 at Oregon State (1/22/15)
FT Made	8 vs. CSUN (11/13/16)	17 at Washington (1/1/16)
FT Att.	8 vs. CSUN (11/13/16)	18 at Washington (1/1/16)

KEY NOTES ON BRYCE ALFORD

- Midway through his senior season, has averaged 16.8 points, 2.6 rebounds and 2.5 assists per game, starting all 16 contests
- Scored at least 20 points in three consecutive games in late December (vs. Ohio State, vs. Western Michigan and at Oregon)
- Currently ranks No. 18 on the school's all-time scoring list (1,633 points in 121 career games) ... has averaged 13.5 points per game in his UCLA career
- Scored a season-high 30 points in the team's season-opening win against Pacific (Nov. 11) ... has scored at least 20 points in six games this season
- Has scored in double figures in 83 career games, including 73 of UCLA's last 84 contests – since the start of his sophomore year (2014-15)
- Ranks second all-time at UCLA in career three-point field goals made (262), trailing all-time leader Jason Kapono (317) by 55 three-pointers

BRYCE ALFORD'S 2016-17 GAME-BY-GAME STATISTICS

Opponent	Date	gs	min	Total		3-Pointers		Free throws		Rebounds				pf	a	t/o	blk	stl	pts	avg
				fg-fga	pct	3fg-fga	pct	ft-fga	pct	off	def	tot	avg							
PACIFIC	11/11/16	*	32	9-13	.692	6-9	.667	6-7	.857	1	1	2	2.0	3	1	2	0	2	30	30.0
CSUN	11/13/16	*	34	5-13	.385	2-4	.500	8-8	1.000	0	0	0	1.0	2	3	2	0	1	20	25.0
SAN DIEGO	11/17/16	*	36	2-8	.250	1-5	.200	5-5	1.000	0	3	3	1.7	1	3	1	0	0	10	20.0
LONG BEACH STATE	11/20/16	*	32	5-8	.625	5-6	.833	0-0	.000	0	2	2	1.8	1	6	2	0	4	15	18.8
vs Portland	11/24/16	*	34	4-10	.400	3-8	.375	2-2	1.000	0	1	1	1.6	3	2	0	1	1	13	17.6
vs Nebraska	11/25/16	*	35	7-14	.500	0-6	.000	4-4	1.000	2	4	6	2.3	1	2	0	0	0	18	17.7
vs Texas A&M	11/27/16	*	32	3-7	.429	2-5	.400	5-6	.833	1	2	3	2.4	1	3	0	0	2	13	17.0
UC RIVERSIDE	11/30/16	*	33	1-6	.167	1-5	.200	2-2	1.000	0	5	5	2.8	3	4	1	0	0	5	15.5
at Kentucky	12/03/16	*	35	4-10	.400	2-5	.400	4-6	.667	0	0	0	2.4	2	1	3	0	0	14	15.3
MICHIGAN	12/10/16	*	32	6-10	.600	3-6	.500	3-3	1.000	0	4	4	2.6	1	3	2	0	0	18	15.6
UC SANTA BARBARA	12/14/16	*	29	5-12	.417	3-10	.300	2-3	.667	0	2	2	2.5	1	2	0	0	1	15	15.5
vs Ohio State	12/17/16	*	35	6-14	.429	4-11	.364	4-5	.800	0	2	2	2.5	0	3	1	0	0	20	15.9
WESTERN MICHIGAN	12/21/16	*	32	8-17	.471	4-11	.364	2-3	.667	0	2	2	2.5	1	2	4	0	0	22	16.4
at Oregon	12/28/16	*	32	7-11	.636	6-10	.600	0-1	.000	0	4	4	2.6	2	1	0	1	0	20	16.6
at Oregon State	12/30/16	*	33	4-8	.500	2-5	.400	2-3	.667	0	2	2	2.5	2	2	4	0	2	12	16.3
CALIFORNIA	01/05/17	*	35	8-13	.615	5-7	.714	3-4	.750	1	2	3	2.6	0	2	0	0	0	24	16.8
Totals		16	531	84-174	.483	49-113	.434	52-62	.839	5	36	41	2.6	24	40	22	2	13	269	16.8

BRYCE ALFORD'S CAREER STATISTICS

Season			Total		3-Point		F-Throws		Rebounds										Scoring	
	gp-gs	min/avg	fg-fga	pct	fg-fga	pct	ft-fta	pct	off	def	tot	avg	pf	fo	ast	to	blk	stl	pts	avg
2013-14	37-1	855/23.1	83-216	.384	47-122	.385	82-102	.804	4	61	65	1.8	45	0	102	48	4	30	295	8.0
2014-15	36-36	1307/36.3	171-432	.396	93-238	.391	119-142	.838	6	108	114	3.2	54	1	176	89	1	34	554	15.4
2015-16	32-32	1160/36.2	157-408	.385	73-199	.367	128-154	.831	9	113	122	3.8	41	0	167	63	0	23	515	16.1
2016-17	16-16	531/33.2	84-174	.483	49-113	.434	52-62	.839	5	36	41	2.6	24	0	40	22	2	13	269	16.8
TOTAL	121-85	3853/31.8	495-1230	.402	262-672	.390	381-460	.828	24	318	342	2.8	164	1	485	222	7	100	1633	13.5

IKE ANIGBOGU (13)
FRESHMAN – F/C – 6-10, 250 – Corona, Calif. (Centennial HS)

SEASON/CAREER BEST PERFORMANCES

Category	Season High	Career High
Points	9 (twice), last at Oregon (12/28/16)	9 (twice), last at Oregon (12/28/16)
Rebounds	7 vs. UC Santa Barbara (12/14/16)	7 vs. UC Santa Barbara (12/14/16)
Assists	1 (4 times), last vs. Ohio State (12/17/16)	1 (4 times), last vs. Ohio State (12/17/16)
Steals	1 (twice), last at Oregon (12/28/16)	1 (twice), last at Oregon (12/28/16)
Blocks	4 (twice), last vs. UC Santa Barbara (12/14/16)	4 (twice), last vs. UC Santa Barbara (12/14/16)
Minutes	25 vs. Michigan (12/10/16)	25 vs. Michigan (12/10/16)
FG Made	4 (twice), last at Oregon (12/28/16)	4 (twice), last at Oregon (12/28/16)
FG Att.	5 (twice), last vs. Western Michigan (12/21/16)	5 (twice), last vs. Western Michigan (12/21/16)
3PFG Made	---	---
3PFG Att.	---	---
FT Made	3 vs. UC Riverside (11/30/16)	3 vs. UC Riverside (11/30/16)
FT Att.	6 vs. UC Riverside (11/30/16)	6 vs. UC Riverside (11/30/16)

KEY NOTES ON IKE ANIGBOGU

- Through 10 games, has averaged 5.3 points, 4.1 rebounds and 1.8 blocks per game as a freshman
- Has averaged 13.5 minutes per game off the bench and has recorded at least one blocked shot in 9 of 11 games (at least two blocks in six contests)
- Had arthroscopic surgery on his right knee on Oct. 25, 2016, and missed the first four weeks of the regular season

IKE ANIGBOGU'S 2016-17 GAME-BY-GAME STATISTICS

Opponent	Date	gs	min	Total		3-Pointers		Free throws		Rebounds				pf	a	t/o	blk	stl	pts	avg
				fg-fga	pct	3fg-fga	pct	ft-fta	pct	off	def	tot	avg							
PACIFIC	11/11/16		dnp	-	-	-	-	-	-	-	-	-	-	-	-	-	-	-	-	-
CSUN	11/13/16		dnp	-	-	-	-	-	-	-	-	-	-	-	-	-	-	-	-	-
SAN DIEGO	11/17/16		dnp	-	-	-	-	-	-	-	-	-	-	-	-	-	-	-	-	-
LONG BEACH STATE	11/20/16		dnp	-	-	-	-	-	-	-	-	-	-	-	-	-	-	-	-	-
vs Portland	11/24/16		dnp	-	-	-	-	-	-	-	-	-	-	-	-	-	-	-	-	-
vs Nebraska	11/25/16		6	1-1	1.000	0-0	.000	0-0	.000	0	2	2	2.0	2	1	1	2	0	2	2.0
vs Texas A&M	11/27/16		12	1-3	.333	0-0	.000	0-0	.000	1	1	2	2.0	3	0	1	2	0	2	2.0
UC RIVERSIDE	11/30/16		10	1-4	.250	0-0	.000	3-6	.500	2	2	4	2.7	3	0	0	1	1	5	3.0
at Kentucky	12/03/16		17	3-4	.750	0-0	.000	0-0	.000	4	2	6	3.5	5	0	2	2	0	6	3.8
MICHIGAN	12/10/16		25	3-4	.750	0-0	.000	0-2	.000	1	3	4	3.6	3	1	0	4	0	6	4.2
UC SANTA BARBARA	12/14/16		18	4-5	.800	0-0	.000	1-1	1.000	0	7	7	4.2	3	1	1	4	0	9	5.0
vs Ohio State	12/17/16		13	2-3	.667	0-0	.000	0-0	.000	1	3	4	4.1	4	1	2	0	0	4	4.9
WESTERN MICHIGAN	12/21/16		17	2-5	.400	0-0	.000	2-5	.400	1	4	5	4.3	1	0	1	2	0	6	5.0
at Oregon	12/28/16		11	4-4	1.000	0-0	.000	1-1	1.000	3	1	4	4.2	3	0	3	0	1	9	5.4
at Oregon State	12/30/16		15	2-3	.667	0-0	.000	0-0	.000	2	1	3	4.1	3	0	0	1	0	4	5.3
CALIFORNIA	01/05/17		5	1-1	1.000	0-0	.000	0-0	.000	1	0	1	3.8	4	0	0	1	0	2	5.0
Totals		0	149	24-37	.649	0-0	.000	7-15	.467	16	26	42	3.8	34	4	11	19	2	55	5.0

IKE ANIGBOGU'S CAREER STATISTICS

			Total		3-Point		F-Throws		Rebounds											Scoring	
Season	gp-gs	min/avg	fg-fga	pct	fg-fga	pct	ft-fta	pct	off	def	tot	avg	pf	fo	ast	to	blk	stl	pts	avg	
2016-17	11-0	149/13.5	24-37	.649	0-0	.000	7-15	.467	16	26	42	3.8	34	1	4	11	19	2	55	5.0	
TOTAL	11-0	149/13.5	24-37	.649	0-0	.000	7-15	.467	16	26	42	3.8	34	1	4	11	19	2	55	5.0	

LONZO BALL (2)

FRESHMAN – G – 6-6, 190 – Chino Hills, Calif. (Chino Hills HS)

SEASON/CAREER BEST PERFORMANCES

Category	Season High	Career High
Points	23 at Oregon State (12/30/16)	23 at Oregon State (12/30/16)
Rebounds	10 vs. UC Santa Barbara (12/14/16)	10 vs. UC Santa Barbara (12/14/16)
Assists	13 vs. UC Riverside (11/30/16)	13 vs. UC Riverside (11/30/16)
Steals	3 (4 times), last vs. California (1/5/17)	3 (4 times), last vs. California (1/5/17)
Blocks	3 (twice), last vs. Western Michigan (12/21/16)	3 (twice), last vs. Western Michigan (12/21/16)
Minutes	38 (6 times), last at Oregon State (12/30/16)	38 (6 times), last at Oregon State (12/30/16)
FG Made	8 vs. Long Beach State (11/20/16)	8 vs. Long Beach State (11/20/16)
FG Att.	14 (twice), last at Oregon State (12/30/16)	14 (twice), last at Oregon State (12/30/16)
3PTFG Made	4 (4 times), last at Oregon State (12/30/16)	4 (4 times), last at Oregon State (12/30/16)
3PTFG Att.	9 vs. Texas A&M (11/27/16)	9 vs. Texas A&M (11/27/16)
FT Made	5 (twice), last at Oregon State (12/30/16)	5 (twice), last at Oregon State (12/30/16)
FT Att.	10 vs. Michigan (12/10/16)	10 vs. Michigan (12/10/16)

KEY NOTES ON LONZO BALL

- Has averaged 14.3 points, 5.6 rebounds and a league-best 8.0 assists per game ... through Jan. 5, ranked second in the nation in assists per game (8.0)
- Prior to the season, Ball was named to 50-player watch lists for both the John R. Wooden Award and the Naismith Trophy (national player of the year awards)
- Has also been named as one of 20 candidates to the preseason watch list for the Bob Cousy Award, annually given to the nation's top point guard
- Set the UCLA freshman single-game assists record (13) against UC Riverside on Nov. 30 ... has totaled 10 or more assists in five of UCLA's 16 games
- Ball is one of three freshmen in country, along with Oregon's Payton Pritchard (13) and North Carolina State's Dennis Smith, Jr., (16) to have at least 13 assists in one game
- Was named Wooden Legacy tournament MVP (Nov. 27) and Pac-12 Player of the Week (Nov. 28) after having averaged 15.7 points, 9.3 assists and 4.0 rebounds in three wins
- Became UCLA's first player to record a point-assist double-double in his debut as a freshman (19 points, 11 assists and eight rebounds versus Pacific, Nov. 11)

LONZO BALL'S 2016-17 GAME-BY-GAME STATISTICS

Opponent	Date	gs	min	Total		3-Pointers		Free throws		Rebounds											
				fg-fga	pct	3fg-fga	pct	ft-fa	pct	off	def	tot	avg	pf	a	t/o	blk	stl	pts	avg	
PACIFIC	11/11/16	*	34	6-8	.750	3-4	.750	4-5	.800	0	8	8	8.0	2	11	1	0	2	19	19.0	
CSUN	11/13/16	*	38	4-6	.667	1-3	.333	4-6	.667	3	5	8	8.0	2	6	5	0	2	13	16.0	
SAN DIEGO	11/17/16	*	38	4-11	.364	1-6	.167	4-6	.667	1	6	7	7.7	0	8	1	2	1	13	15.0	
LONG BEACH STATE	11/20/16	*	31	8-11	.727	2-3	.667	2-2	1.000	0	2	2	6.3	1	11	2	0	1	20	16.3	
vs Portland	11/24/16	*	27	6-9	.667	4-7	.571	2-3	.667	0	4	4	5.8	2	11	2	0	2	18	16.6	
vs Nebraska	11/25/16	*	30	5-9	.556	3-5	.600	0-0	.000	1	2	3	5.3	5	7	1	1	0	13	16.0	
vs Texas A&M	11/27/16	*	36	6-14	.429	4-9	.444	0-0	.000	1	4	5	5.3	1	10	5	3	1	16	16.0	
UC RIVERSIDE	11/30/16	*	36	2-3	.667	0-1	.000	1-2	.500	0	2	2	4.9	0	13	1	2	3	5	14.6	
at Kentucky	12/03/16	*	38	5-12	.417	2-8	.250	2-2	1.000	0	6	6	5.0	2	7	6	1	1	14	14.6	
MICHIGAN	12/10/16	*	34	5-8	.625	4-7	.571	5-10	.500	2	5	7	5.2	1	4	3	0	3	19	15.0	
UC SANTA BARBARA	12/14/16	*	33	5-10	.500	3-6	.500	0-0	.000	2	8	10	5.6	1	7	1	0	0	13	14.8	
vs Ohio State	12/17/16	*	38	3-8	.375	2-5	.400	0-0	.000	1	8	9	5.9	2	9	2	0	3	8	14.3	
WESTERN MICHIGAN	12/21/16	*	37	3-7	.429	0-3	.000	1-2	.500	1	4	5	5.8	3	4	1	3	1	7	13.7	
at Oregon	12/28/16	*	38	5-11	.455	3-8	.375	1-2	.500	0	3	3	5.6	3	6	2	1	0	14	13.7	
at Oregon State	12/30/16	*	38	7-14	.500	4-8	.500	5-8	.625	0	6	6	5.7	1	7	2	2	1	23	14.3	
CALIFORNIA	01/05/17	*	37	5-12	.417	1-7	.143	3-4	.750	0	5	5	5.6	1	7	2	1	3	14	14.3	
Totals			16	563	79-153	.516	37-90	.411	34-52	.654	12	78	90	5.6	27	128	37	16	24	229	14.3

LONZO BALL'S CAREER STATISTICS

			Total		3-Point		F-Throws		Rebounds										Scoring	
Season	gp-gs	min/avg	fg-fga	pct	fg-fga	pct	ft-fa	pct	off	def	tot	avg	pf	fo	ast	to	blk	stl	pts	avg
2016-17	16-16	563/35.2	79-153	.516	37-90	.411	34-52	.654	12	78	90	5.6	27	1	128	37	16	24	229	14.3
TOTAL	16-16	563/35.2	79-153	.516	37-90	.411	34-52	.654	12	78	90	5.6	27	1	128	37	16	24	229	14.3

GYÖRGY “G.G.” GOLOMAN (14)
JUNIOR – F – 6-11, 215 – Körmend, Hungary (The Sagemont School [FL])

SEASON/CAREER BEST PERFORMANCES

Category	Season High	Career High
Points	12 vs. CSUN (11/13/16)	12 vs. CSUN (11/13/16)
Rebounds	8 vs. CSUN (11/13/16)	8 vs. CSUN (11/13/16)
Assists	3 vs. Western Michigan (12/21/16)	3 (3 times), last vs. Western Michigan (12/21/16)
Steals	1 (5 times), last vs. Western Michigan (12/21/16)	4 at Oregon State (1/22/15)
Blocks	3 (twice), last vs. UC Santa Barbara (12/14/16)	3 (twice), last vs. UC Santa Barbara (12/14/16)
Minutes	23 vs. UC Santa Barbara (12/14/16)	28 vs. USC (3/12/15)
FG Made	5 vs. CSUN (11/13/16)	5 vs. CSUN (11/13/16)
FG Att.	7 vs. CSUN (11/13/16)	7 (twice), last vs. CSUN (11/13/16)
3PFG Made	---	2 vs. USC (3/12/15)
3PFG Att.	1 vs. CSUN (11/13/16)	3 (twice), last vs. USC (3/12/15)
FT Made	2 (6 times), last vs. California (1/5/17)	2 (7 times), last vs. California (1/5/17)
FT Att.	4 vs. CSUN (11/13/16)	4 (twice), last vs. CSUN (11/13/16)

KEY NOTES ON GYÖRGY “G.G.” GOLOMAN

- Has averaged 4.5 points and 3.5 rebounds in 15 games ... did not play against UC Riverside on Nov. 30 (sprained right ankle)
- Recorded career highs (12 points, eight rebounds) in the team's 102-87 win versus CSUN (Nov. 13)
- Started in place of Thomas Welsh in four non-conference games in December while Welsh recovered from a bruised right knee (Dec. 10-21)
- Has grabbed at least five rebounds in four games this season

GYÖRGY “G.G.” GOLOMAN'S 2016-17 GAME-BY-GAME STATISTICS

Opponent	Date	gs	min	Total		3-Pointers		Free throws		Rebounds											
				fg-fga	pct	3fg-fga	pct	ft-fa	pct	off	def	tot	avg	pf	a	t/o	blk	stl	pts	avg	
PACIFIC	11/11/16		6	1-1	1.000	0-0	.000	2-3	.667	2	1	3	3.0	5	0	2	0	0	4	4.0	
CSUN	11/13/16		15	5-7	.714	0-1	.000	2-4	.500	3	5	8	5.5	3	2	1	3	1	12	8.0	
SAN DIEGO	11/17/16		14	2-3	.667	0-0	.000	0-0	.000	0	1	1	4.0	4	1	2	1	0	4	6.7	
LONG BEACH STATE	11/20/16		18	3-5	.600	0-0	.000	2-2	1.000	0	3	3	3.8	2	0	1	0	0	8	7.0	
vs Portland	11/24/16		17	3-6	.500	0-0	.000	1-2	.500	1	5	6	4.2	2	1	1	1	0	7	7.0	
vs Nebraska	11/25/16		12	2-3	.667	0-0	.000	0-1	.000	2	2	4	4.2	1	2	1	2	1	4	6.5	
vs Texas A&M	11/27/16		8	0-1	.000	0-0	.000	0-2	.000	0	1	1	3.7	0	1	0	0	0	0	5.6	
UC RIVERSIDE	11/30/16		dnp	-	-	-	-	-	-	-	-	-	-	-	-	-	-	-	-	-	
at Kentucky	12/03/16		6	0-1	.000	0-0	.000	0-0	.000	0	3	3	3.6	2	0	0	0	0	0	4.9	
MICHIGAN	12/10/16	*	10	3-3	1.000	0-0	.000	0-0	.000	2	0	2	3.4	5	1	0	0	0	6	5.0	
UC SANTA BARBARA	12/14/16	*	23	3-3	1.000	0-0	.000	1-2	.500	1	6	7	3.8	2	1	1	3	1	7	5.2	
vs Ohio State	12/17/16	*	17	1-1	1.000	0-0	.000	2-2	1.000	2	2	4	3.8	0	1	1	1	1	4	5.1	
WESTERN MICHIGAN	12/21/16	*	17	2-4	.500	0-0	.000	2-3	.667	3	3	6	4.0	1	3	1	2	1	6	5.2	
at Oregon	12/28/16		8	2-3	.667	0-0	.000	0-0	.000	0	2	2	3.8	2	0	0	0	1	4	5.1	
at Oregon State	12/30/16		4	0-1	.000	0-0	.000	0-0	.000	0	0	0	3.6	0	0	0	0	0	0	4.7	
CALIFORNIA	01/05/17		10	0-2	.000	0-0	.000	2-2	1.000	1	1	2	3.5	3	1	1	1	2	2	4.5	
Totals		4	185	27-44	.614	0-1	.000	14-23	.609	17	35	52	3.5	32	14	12	14	8	68	4.5	

GYÖRGY “G.G.” GOLOMAN'S CAREER STATISTICS

Season	gp-gs	min/avg	Total		3-Point		F-Throws		Rebounds										Scoring	
			fg-fga	pct	fg-fga	pct	ft-fa	pct	off	def	tot	avg	pf	fo	ast	to	blk	stl	pts	avg
2014-15	35-0	377/10.8	19-42	.452	6-12	.500	2-9	.222	8	45	53	1.5	63	0	20	18	10	15	46	1.3
2015-16	15-0	181/12.1	11-33	.333	2-9	.222	6-16	.375	18	23	41	2.7	34	1	4	10	6	5	30	2.0
2016-17	15-4	185/12.3	27-44	.614	0-1	.000	14-23	.609	17	35	52	3.5	32	2	14	12	14	8	68	4.5
TOTAL	65-4	743/11.4	57-119	.479	8-22	.364	22-48	.458	43	103	146	2.2	129	3	38	40	30	28	144	2.2

ISAAC HAMILTON (10)
SENIOR – G – 6-5, 195 – Los Angeles, Calif. (St. John Bosco HS)

SEASON/CAREER BEST PERFORMANCES

Category	Season High	Career High
Points	27 vs. UC Riverside (11/30/16)	36 vs. USC (3/12/15)
Rebounds	8 (twice), llast vs. Western Michigan (12/21/16)	11 vs. McNeese State (12/22/15)
Assists	8 vs. Pacific (11/11/16)	10 vs. Washington (2/25/15)
Steals	3 vs. Western Michigan (12/21/16)	4 (twice), last vs. McNeese State (12/22/15)
Blocks	1 (3 times), last at Oregon State (12/30/16)	1 (11 times), last at Oregon State (12/30/16)
Minutes	35 vs. Western Michigan (12/21/16)	43 (twice), last at Washington (1/1/16)
FG Made	9 (twice), last vs. UC Riverside (11/30/16)	13 vs. USC (3/12/15)
FG Att.	15 (4 times), last vs. Ohio State (12/17/16)	23 vs. Oregon State (3/5/16)
3PFG Made	7 vs. UC Riverside (11/30/16)	7 (twice), last vs. UC Riverside (11/30/16)
3PFG Att.	12 vs. UC Riverside (11/30/16)	13 vs. Oregon State (3/5/16)
FT Made	3 vs. CSUN (11/13/16)	6 (twice), last vs. Arizona State (1/9/16)
FT Att.	4 vs. CSUN (11/13/16)	8 vs. Kentucky (12/3/15)

KEY NOTES ON ISAAC HAMILTON

- Has totaled 1,144 career points midway through his third season playing at UCLA ... ranks No. 45 on UCLA's all-time scoring list just ahead of Jordan Adams
- Crossed the 1,000 career point mark during the Bruins' 99-77 win over Portland (Nov. 24) at Cal State Fullerton in the Wooden Legacy
- Through Jan. 5, ranked 10th in the Pac-12 in assists per game (3.4), having registered an assist turnover ratio of 1.60 (54 assists, 34 turnovers)
- Has scored in double figures in 42 of UCLA's last 48 games, dating back to the start of the Bruins' 2015-16 campaign
- Totaled a season-high 27 points in the win over UC Riverside (Nov. 30) ... has scored at least 20 points in two games this season
- Entered the 2016-17 season as the Pac-12's leading returning scorer from one year ago (16.8 ppg last year)

ISAAC HAMILTON'S 2016-17 GAME-BY-GAME STATISTICS

Opponent	Date	gs	min	Total		3-Pointers		Free throws		Rebounds				pf	a	t/o	blk	stl	pts	avg
				fg-fga	pct	3fg-fga	pct	ft-fga	pct	off	def	tot	avg							
PACIFIC	11/11/16	*	29	7-12	.583	3-7	.429	0-0	.000	0	1	1	1.0	3	8	3	0	1	17	17.0
CSUN	11/13/16	*	34	9-14	.643	1-4	.250	3-4	.750	1	2	3	2.0	4	1	3	0	0	22	19.5
SAN DIEGO	11/17/16	*	29	5-11	.455	1-6	.167	1-2	.500	0	3	3	2.3	2	6	1	0	1	12	17.0
LONG BEACH STATE	11/20/16	*	27	7-13	.538	4-6	.667	0-0	.000	0	2	2	2.3	1	4	1	0	1	18	17.3
vs Portland	11/24/16	*	30	5-13	.385	4-9	.444	2-2	1.000	0	3	3	2.4	0	6	4	0	2	16	17.0
vs Nebraska	11/25/16	*	34	5-12	.417	3-7	.429	2-2	1.000	1	4	5	2.8	3	0	4	0	0	15	16.7
vs Texas A&M	11/27/16	*	30	7-15	.467	3-8	.375	0-0	.000	1	6	7	3.4	2	2	3	1	1	17	16.7
UC RIVERSIDE	11/30/16	*	29	9-15	.600	7-12	.583	2-2	1.000	0	6	6	3.8	0	1	1	0	0	27	18.0
at Kentucky	12/03/16	*	33	7-13	.538	3-5	.600	2-3	.667	1	3	4	3.8	1	1	2	1	1	19	18.1
MICHIGAN	12/10/16	*	32	6-12	.500	2-4	.500	0-0	.000	2	2	4	3.8	0	7	0	0	0	14	17.7
UC SANTA BARBARA	12/14/16	*	31	6-15	.400	1-9	.111	0-0	.000	0	1	1	3.5	2	1	2	0	2	13	17.3
vs Ohio State	12/17/16	*	34	8-15	.533	1-5	.200	0-0	.000	4	4	8	3.9	2	3	1	0	1	17	17.3
WESTERN MICHIGAN	12/21/16	*	35	5-11	.455	0-2	.000	1-1	1.000	3	5	8	4.2	0	5	3	0	3	11	16.8
at Oregon	12/28/16	*	24	1-6	.167	0-2	.000	0-0	.000	1	4	5	4.3	1	3	3	0	0	2	15.7
at Oregon State	12/30/16	*	28	0-10	.000	0-5	.000	0-0	.000	1	2	3	4.2	2	4	2	1	0	0	14.7
CALIFORNIA	01/05/17	*	28	1-8	.125	1-3	.333	2-2	1.000	0	2	2	4.1	3	2	1	0	0	5	14.1
Totals		16	487	88-195	.451	34-94	.362	15-18	.833	15	50	65	4.1	26	54	34	3	13	225	14.1

ISAAC HAMILTON'S CAREER STATISTICS

			Total		3-Point		F-Throws		Rebounds											Scoring	
Season	gp-gs	min/avg	fg-fga	pct	fg-fga	pct	ft-fta	pct	off	def	tot	avg	pf	fo	ast	to	blk	stl	pts	avg	
2014-15	36-36	1222/33.9	139-340	.409	59-152	.388	44-64	.688	38	84	122	3.4	83	1	116	83	6	32	381	10.6	
2015-16	32-32	1128/35.2	206-436	.472	60-159	.377	66-82	.805	31	104	135	4.2	69	1	106	76	2	33	538	16.8	
2016-17	16-16	487/30.4	88-195	.451	34-94	.362	15-18	.833	15	50	65	4.1	26	0	54	34	3	13	225	14.1	
TOTAL	84-84	2837/33.8	433-971	.446	153-405	.378	125-164	.762	84	238	322	3.8	178	2	276	193	11	78	1144	13.6	

AARON HOLIDAY (3)
SOPHOMORE – G – 6-1, 185 – Chatsworth, Calif. (Campbell Hall HS)

SEASON/CAREER BEST PERFORMANCES

Category	Season High	Career High
Points	20 (twice), last vs. Ohio State (12/17/16)	20 (twice), last vs. Ohio State (12/17/16)
Rebounds	5 (3 times), last vs. Nebraska (11/25/16)	8 vs. Kentucky (12/3/15)
Assists	7 (twice), last at Oregon (12/28/16)	7 (6 times), last at Oregon (12/28/16)
Steals	5 vs. Ohio State (12/17/16)	5 (twice), last vs. Ohio State (12/17/16)
Blocks	1 (3 times), last vs. California (1/5/17)	3 vs. McNeese State (12/22/15)
Minutes	30 vs. Western Michigan (12/21/16)	36 vs. Pepperdine (11/19/15)
FG Made	7 (twice), last vs. Western Michigan (12/21/16)	7 (3 times), last vs. Western Michigan (12/21/16)
FG Att.	12 (twice), last vs. Ohio State (12/17/16)	15 at Washington State (1/3/16)
3PFG Made	5 vs. Michigan (12/10/16)	5 vs. Michigan (12/10/16)
3PFG Att.	6 (twice), last at Oregon State (12/30/16)	6 (3 times), last at Oregon State (12/30/16)
FT Made	9 vs. UC Santa Barbara (12/14/16)	9 vs. UC Santa Barbara (12/14/16)
FT Att.	10 vs. Ohio State (12/17/16)	10 vs. Ohio State (12/17/16)

KEY NOTES ON AARON HOLIDAY

- Through 16 games as a sophomore, has averaged 13.4 points, 2.9 rebounds and 4.5 assists per game
- Ranks fifth in the Pac-12 in assists per game (4.5) and is first among all Pac-12 players in three-point field goal percentage (49.2%) through Jan. 5
- Scored a career-high 20 points in back-to-back wins against UC Santa Barbara (Dec. 14) and Ohio State (Dec. 17)
- Has made at least two three-point field goals in nine of the Bruins' 16 games
- In 48 collegiate games, has scored in double figures 32 times, including in 12 of the Bruins' 16 contests this season

AARON HOLIDAY'S 2016-17 GAME-BY-GAME STATISTICS

Opponent	Date	gs	min	Total		3-Pointers		Free throws		Rebounds				pf	a	t/o	blk	stl	pts	avg
				fg-fga	pct	3fg-fga	pct	ft-fta	pct	off	def	tot	avg							
PACIFIC	11/11/16		24	6-10	.600	4-5	.800	2-2	1.000	1	2	3	3.0	5	5	0	0	1	18	18.0
CSUN	11/13/16		29	3-9	.333	1-3	.333	6-7	.857	1	3	4	3.5	3	5	4	0	0	13	15.5
SAN DIEGO	11/17/16		27	4-8	.500	2-4	.500	1-1	1.000	0	5	5	4.0	1	2	3	0	1	11	14.0
LONG BEACH STATE	11/20/16		25	7-10	.700	0-2	.000	2-2	1.000	0	2	2	3.5	2	5	2	0	2	16	14.5
vs Portland	11/24/16		26	4-9	.444	2-4	.500	4-6	.667	1	4	5	3.8	2	5	1	0	1	14	14.4
vs Nebraska	11/25/16		29	3-6	.500	0-1	.000	0-1	.000	0	5	5	4.0	2	3	1	0	0	6	13.0
vs Texas A&M	11/27/16		23	2-3	.667	2-3	.667	1-4	.250	0	2	2	3.7	0	3	4	0	1	7	12.1
UC RIVERSIDE	11/30/16		28	6-12	.500	3-5	.600	3-3	1.000	1	3	4	3.8	2	5	5	0	1	18	12.9
at Kentucky	12/03/16		20	4-7	.571	2-3	.667	3-4	.750	0	0	0	3.3	4	4	1	1	1	13	12.9
MICHIGAN	12/10/16		27	6-7	.857	5-5	1.000	0-0	.000	0	0	0	3.0	1	5	3	0	0	17	13.3
UC SANTA BARBARA	12/14/16		29	5-8	.625	1-4	.250	9-9	1.000	0	3	3	3.0	1	6	2	1	4	20	13.9
vs Ohio State	12/17/16		25	5-12	.417	2-6	.333	8-10	.800	2	2	4	3.1	4	1	3	0	5	20	14.4
WESTERN MICHIGAN	12/21/16		30	7-11	.636	1-4	.250	1-1	1.000	0	1	1	2.9	2	7	4	0	2	16	14.5
at Oregon	12/28/16		28	2-10	.200	1-3	.333	0-0	.000	0	1	1	2.8	2	7	3	0	1	5	13.9
at Oregon State	12/30/16		28	3-8	.375	3-6	.500	5-8	.625	0	4	4	2.9	4	6	2	0	3	14	13.9
CALIFORNIA	01/05/17		28	1-5	.200	0-1	.000	4-4	1.000	0	4	4	2.9	2	3	2	1	0	6	13.4

AARON HOLIDAY'S CAREER STATISTICS

			Total		3-Point		F-Throws		Rebounds										Scoring	
Season	gp-gs	min/avg	fg-fga	pct	fg-fga	pct	ft-fta	pct	off	def	tot	avg	pf	fo	ast	to	blk	stl	pts	avg
2015-16	32-32	1013/31.7	114-289	.394	39-93	.419	64-88	.727	19	77	96	3.0	103	7	127	92	8	45	331	10.3
2016-17	16-0	426/26.6	68-135	.504	29-59	.492	49-62	.790	6	41	47	2.9	37	1	72	40	3	23	214	13.4
TOTAL	48-32	1439/30.0	182-424	.429	68-152	.447	113-150	.753	25	118	143	3.0	140	8	199	132	11	68	545	11.4

TJ LEAF (22)
FRESHMAN – F – 6-10, 225 – El Cajon, Calif. (Foothills Christian HS)

SEASON/CAREER BEST PERFORMANCES

Category	Season High	Career High
Points	26 vs. San Diego (11/17/16)	26 vs. San Diego (11/17/16)
Rebounds	15 vs. Pacific (11/11/16)	15 vs. Pacific (11/11/16)
Assists	8 vs. UC Santa Barbara (12/14/16)	8 vs. UC Santa Barbara (12/14/16)
Steals	3 at Oregon State (12/30/16)	3 at Oregon State (12/30/16)
Blocks	2 (7 times), last at Oregon State (12/30/16)	2 (7 times), last at Oregon State (12/30/16)
Minutes	38 vs. Ohio State (12/17/16)	38 vs. Ohio State (12/17/16)
FG Made	11 (twice), last vs. UC Santa Barbara (12/14/16)	11 (twice), last vs. UC Santa Barbara (12/14/16)
FG Att.	17 vs. UC Santa Barbara (12/14/16)	17 vs. UC Santa Barbara (12/14/16)
3PFG Made	3 (twice), last vs. UC Santa Barbara (12/14/16)	3 (twice), last vs. UC Santa Barbara (12/14/16)
3PFG Att.	5 vs. Pacific (11/11/16)	5 vs. Pacific (11/11/16)
FT Made	4 (4 times), last vs. California (1/5/17)	4 (4 times), last vs. California (1/5/17)
FT Att.	6 vs. CSUN (11/13/16)	6 vs. CSUN (11/13/16)

KEY NOTES ON TJ LEAF

- Tied for third in the Pac-12 in scoring (17.5 ppg) and ranks sixth in rebounding (9.1 rpg), through games played Jan. 5
- One of 20 players named to the preseason Karl Malone Award watch list, an award bestowed upon the nation's top power forward
- Currently leads all Pac-12 players in field goal percentage (65.6%), the ninth-highest mark among all Division I players through Jan. 5
- Earned Pac-12 Player of the Week honors on Dec. 5 (wins over UC Riverside and at Kentucky) and Dec. 19 (wins over UC Santa Barbara and Ohio State)
- Has totaled seven double-doubles in 16 games, finishing one rebound shy of a double-double in three contests
- Leaf has been UCLA's only player to score in double figures in all 16 games this season

TJ LEAF'S 2016-17 GAME-BY-GAME STATISTICS

Opponent	Date	gs	min	Total		3-Pointers		Free throws		Rebounds				pf	a	t/o	blk	stl	pts	avg	
				fg-fga	pct	3fg-fga	pct	ft-fta	pct	off	def	tot	avg								
PACIFIC	11/11/16	*	37	9-13	.692	2-5	.400	2-5	.400	6	9	15	15.0	2	4	3	1	1	22	22.0	
CSUN	11/13/16	*	18	4-6	.667	0-1	.000	4-6	.667	2	4	6	10.5	4	4	3	2	0	12	17.0	
SAN DIEGO	11/17/16	*	30	11-13	.846	0-1	.000	4-4	1.000	2	8	10	10.3	1	1	0	2	1	26	20.0	
LONG BEACH STATE	11/20/16	*	30	8-12	.667	1-2	.500	4-5	.800	1	8	9	10.0	3	1	1	1	1	21	20.3	
vs Portland	11/24/16	*	28	6-9	.667	1-1	1.000	1-1	1.000	2	7	9	9.8	3	4	1	0	0	14	19.0	
vs Nebraska	11/25/16	*	26	4-9	.444	3-4	.750	1-2	.500	0	4	4	8.8	2	4	0	2	0	12	17.8	
vs Texas A&M	11/27/16	*	32	6-9	.667	1-1	1.000	0-1	.000	3	6	9	8.9	3	0	2	1	1	13	17.1	
UC RIVERSIDE	11/30/16	*	27	9-12	.750	0-1	.000	0-1	.000	1	9	10	9.0	0	2	3	2	0	18	17.3	
at Kentucky	12/03/16	*	32	7-12	.583	1-2	.500	2-2	1.000	4	9	13	9.4	3	5	2	1	1	17	17.2	
MICHIGAN	12/10/16	*	36	10-14	.714	1-2	.500	0-1	.000	2	6	8	9.3	4	2	0	0	0	21	17.6	
UC SANTA BARBARA	12/14/16	*	30	11-17	.647	3-4	.750	0-1	.000	5	5	10	9.4	1	8	1	2	1	25	18.3	
vs Ohio State	12/17/16	*	38	6-11	.545	1-4	.250	0-2	.000	2	6	8	9.3	1	1	4	0	2	13	17.8	
WESTERN MICHIGAN	12/21/16	*	32	6-11	.545	1-2	.500	1-1	1.000	2	6	8	9.2	2	1	1	2	1	14	17.5	
at Oregon	12/28/16	*	32	5-8	.625	1-2	.500	2-4	.500	1	4	5	8.9	4	1	1	1	0	13	17.2	
at Oregon State	12/30/16	*	34	9-13	.692	0-1	.000	3-4	.750	6	4	10	8.9	1	2	0	2	3	21	17.5	
CALIFORNIA	01/05/17	*	33	7-11	.636	0-1	.000	4-5	.800	1	10	11	9.1	3	3	3	1	1	18	17.5	
Totals			16	495	118-180	.656	16-34	.471	28-45	.622	40	105	145	9.1	37	43	25	20	13	280	17.5

TJ LEAF'S CAREER STATISTICS

Season	gp-gs	min/avg	Total		3-Point		F-Throws		Rebounds											Scoring	
			fg-fga	pct	fg-fga	pct	ft-fta	pct	off	def	tot	avg	pf	fo	ast	to	blk	stl	pts	avg	
2016-17	16-16	495/30.9	118-180	.656	16-34	.471	28-45	.622	40	105	145	9.1	37	0	43	25	20	13	280	17.5	
TOTAL	16-16	495/30.9	118-180	.656	16-34	.471	28-45	.622	40	105	145	9.1	37	0	43	25	20	13	280	17.5	

IKENNA OKWARABIZIE (34)
JUNIOR – C – 6-9, 250 – Lagos, Nigeria (Tyler Junior College [TX])

SEASON/CAREER BEST PERFORMANCES

Category	Season High	Career High
Points	1 vs. Portland (11/25/16)	1 vs. Portland (11/25/16)
Rebounds	2 (3 times), last vs. UC Riverside (11/30/16)	2 (3 times), last vs. UC Riverside (11/30/16)
Assists	---	---
Steals	1 vs. Portland (11/25/16)	1 vs. Portland (11/25/16)
Blocks	---	---
Minutes	6 vs. Pacific (11/11/16)	6 vs. Pacific (11/11/16)
FG Made	---	---
FG Att.	---	1 (twice), last at Arizona State (2/14/16)
3PFG Made	---	---
3PFG Att.	---	---
FT Made	1 vs. Portland (11/25/16)	1 vs. Portland (11/25/16)
FT Att.	2 vs. Portland (11/25/16)	2 vs. Portland (11/25/16)

KEY NOTES ON IKENNA OKWARABIZIE

- Has played in seven games this season, recording a career-high six minutes in the team's season-opening win against Pacific (Nov. 11)
- Now in his second season at UCLA, has played in 14 career games ... transferred to UCLA in the summer of 2015 from Tyler Junior College (Texas)
- Grew up in Lagos, Nigeria and spent his final two years of high school in the United States (St. Louis, Mo., and Iowa City, Iowa)

IKENNA OKWARABIZIE'S 2016-17 GAME-BY-GAME STATISTICS

Opponent	Date	gs	min	Total		3-Pointers		Free throws		Rebounds				pf	a	t/o	blk	stl	pts	avg
				fg-fga	pct	3fg-fga	pct	ft-fta	pct	off	def	tot	avg							
PACIFIC	11/11/16		6	0-0	.000	0-0	.000	0-0	.000	0	1	1	1.0	1	0	0	0	0	0	0.0
CSUN	11/13/16		2	0-0	.000	0-0	.000	0-0	.000	0	0	0	0.5	1	0	1	0	0	0	0.0
SAN DIEGO	11/17/16	dnp		-	-	-	-	-	-	-	-	-	-	-	-	-	-	-	-	-
LONG BEACH STATE	11/20/16		5	0-0	.000	0-0	.000	0-0	.000	0	2	2	1.0	1	0	1	0	0	0	0.0
vs Portland	11/24/16		4	0-0	.000	0-0	.000	1-2	.500	0	0	0	0.8	0	0	1	0	1	1	0.3
vs Nebraska	11/25/16	dnp		-	-	-	-	-	-	-	-	-	-	-	-	-	-	-	-	-
vs Texas A&M	11/27/16	dnp		-	-	-	-	-	-	-	-	-	-	-	-	-	-	-	-	-
UC RIVERSIDE	11/30/16		3	0-0	.000	0-0	.000	0-0	.000	0	2	2	1.0	0	0	0	0	0	0	0.2
at Kentucky	12/03/16	dnp		-	-	-	-	-	-	-	-	-	-	-	-	-	-	-	-	-
MICHIGAN	12/10/16		1	0-0	.000	0-0	.000	0-0	.000	0	0	0	0.8	0	0	0	0	0	0	0.2
UC SANTA BARBARA	12/14/16		3	0-0	.000	0-0	.000	0-0	.000	0	1	1	0.9	0	0	0	0	0	0	0.1
vs Ohio State	12/17/16	dnp		-	-	-	-	-	-	-	-	-	-	-	-	-	-	-	-	-
WESTERN MICHIGAN	12/21/16	dnp		-	-	-	-	-	-	-	-	-	-	-	-	-	-	-	-	-
at Oregon	12/28/16	dnp		-	-	-	-	-	-	-	-	-	-	-	-	-	-	-	-	-
at Oregon State	12/30/16	dnp		-	-	-	-	-	-	-	-	-	-	-	-	-	-	-	-	-
CALIFORNIA	01/05/17	dnp		-	-	-	-	-	-	-	-	-	-	-	-	-	-	-	-	-
Totals		0	24	0-0	.000	0-0	.000	1-2	.500	0	6	6	0.9	3	0	3	0	1	1	0.1

IKENNA OKWARABIZIE'S CAREER STATISTICS

Season	gp-gs	min/avg	Total		3-Point		F-Throws		Rebounds				pf	fo	ast	to	blk	stl	Scoring	
			fg-fga	pct	fg-fga	pct	ft-fta	pct	off	def	tot	avg							pts	avg
2015-16	7-0	13/1.9	0-2	.000	0-0	.000	0-0	.000	1	3	4	0.6	4	0	0	2	0	0	0	0.0
2016-17	7-0	24/3.4	0-0	.000	0-0	.000	1-2	.500	0	6	6	0.9	3	0	0	3	0	1	1	0.1
TOTAL	14-0	37/2.6	0-2	.000	0-0	.000	1-2	.500	1	9	10	0.7	7	0	0	5	0	1	1	0.1

JERROLD SMITH (15)
SENIOR – G – 6-0, 165 – Los Angeles, Calif. (St. Bernard's HS)

SEASON/CAREER BEST PERFORMANCES

Category	Season High	Career High
Points	4 vs. Long Beach State (11/20/16)	4 vs. Long Beach State (11/20/16)
Rebounds	---	1 vs. Colorado (2/20/16)
Assists	1 vs. UC Santa Barbara (12/14/16)	1 (twice), last vs. UC Santa Barbara (12/14/16)
Steals	1 (twice), last vs. UC Santa Barbara (12/14/16)	1 (twice), last vs. UC Santa Barbara (12/14/16)
Blocks	---	---
Minutes	4 vs. Portland (11/24/16)	4 vs. Portland (11/24/16)
FG Made	2 vs. Long Beach State (11/20/16)	2 vs. Long Beach State (11/20/16)
FG Att.	2 vs. Long Beach State (11/20/16)	2 vs. Long Beach State (11/20/16)
3PFG Made	---	---
3PFG Att.	---	1 vs. Colorado (2/20/16)
FT Made	1 vs. Michigan (12/10/16)	1 vs. Michigan (12/10/16)
FT Att.	2 vs. Michigan (12/10/16)	2 vs. Michigan (12/10/16)

KEY NOTES ON JERROLD SMITH

- Has played in 15 games in three seasons with the Bruins, including seven contests this season (senior year) ... did not play in 2014-15
- Was a three-year varsity basketball standout at St. Bernard's High School in Playa del Rey, Calif., earning All-Del Rey League honors as a senior
- Was initially noticed by the coaching staff after his freshman year at UCLA, when he served as a point guard on the UCLA women's basketball's "scout" team

JERROLD SMITH'S 2016-17 GAME-BY-GAME STATISTICS

Opponent	Date	gs	min	Total		3-Pointers		Free throws		Rebounds										pts	avg
				fg-fga	pct	3fg-fga	pct	ft-fta	pct	off	def	tot	avg	pf	a	t/o	blk	stl			
PACIFIC	11/11/16		2	0-2	.000	0-0	.000	0-0	.000	0	0	0	0.0	2	0	1	0	0		0	0.0
CSUN	11/13/16		dnp	-	-	-	-	-	-	-	-	-	-	-	-	-	-	-		-	-
SAN DIEGO	11/17/16		dnp	-	-	-	-	-	-	-	-	-	-	-	-	-	-	-		-	-
LONG BEACH STATE	11/20/16		3	2-2	1.000	0-0	.000	0-0	.000	0	0	0	0.0	1	0	1	0	0		4	2.0
vs Portland	11/24/16		4	0-0	.000	0-0	.000	0-0	.000	0	0	0	0.0	0	0	0	0	0		0	1.3
vs Nebraska	11/25/16		dnp	-	-	-	-	-	-	-	-	-	-	-	-	-	-	-		-	-
vs Texas A&M	11/27/16		dnp	-	-	-	-	-	-	-	-	-	-	-	-	-	-	-		-	-
UC RIVERSIDE	11/30/16		3	0-0	.000	0-0	.000	0-0	.000	0	0	0	0.0	0	0	0	0	0		0	1.0
at Kentucky	12/03/16		dnp	-	-	-	-	-	-	-	-	-	-	-	-	-	-	-		-	-
MICHIGAN	12/10/16		1	0-0	.000	0-0	.000	1-2	.500	0	0	0	0.0	0	0	0	0	1		1	1.0
UC SANTA BARBARA	12/14/16		2	0-0	.000	0-0	.000	0-0	.000	0	0	0	0.0	0	1	0	0	1		0	0.8
vs Ohio State	12/17/16		dnp	-	-	-	-	-	-	-	-	-	-	-	-	-	-	-		-	-
WESTERN MICHIGAN	12/21/16		0	0-0	.000	0-0	.000	0-0	.000	0	0	0	0.0	0	0	0	0	0		0	0.7
at Oregon	12/28/16		dnp	-	-	-	-	-	-	-	-	-	-	-	-	-	-	-		-	-
at Oregon State	12/30/16		dnp	-	-	-	-	-	-	-	-	-	-	-	-	-	-	-		-	-
CALIFORNIA	01/05/17		dnp	-	-	-	-	-	-	-	-	-	-	-	-	-	-	-		-	-
Totals			0	15	2-4	.500	0-0	.000	1-2	.500	0	0	0	0.0	3	1	2	0	2	5	0.7

JERROLD SMITH'S CAREER STATISTICS

Season	gp-gs	min/avg	Total		3-Point		F-Throws		Rebounds										Scoring	
			fg-fga	pct	fg-fga	pct	ft-fta	pct	off	def	tot	avg	pf	fo	ast	to	blk	stl	pts	avg
2015-16	8-0	10/1.3	0-2	.000	0-1	.000	0-0	.000	1	0	1	0.1	0	0	1	1	0	0	0	0.0
2016-17	7-0	15/2.1	2-4	.500	0-0	.000	1-2	.500	0	0	0	0.0	3	0	1	2	0	2	5	0.7
TOTAL	15-0	25/1.7	2-6	.333	0-1	.000	1-2	.500	1	0	1	0.1	3	0	2	3	0	2	5	0.3

THOMAS WELSH (40)

JUNIOR – C – 7-0, 245 – Redondo Beach, Calif. (Loyola HS)

SEASON/CAREER BEST PERFORMANCES

Category	Season High	Career High
Points	20 at Oregon (12/28/16)	22 vs. Cal Poly (11/15/15)
Rebounds	13 vs. CSUN (11/13/16)	16 (twice), last at California (2/25/16)
Assists	3 vs. UC Riverside (11/30/16)	3 vs. UC Riverside (11/30/16)
Steals	2 vs. CSUN (11/13/16)	2 (4 times), last vs. CSUN (11/13/16)
Blocks	4 (twice), last vs. San Diego (11/17/16)	5 vs. Monmouth (11/13/15)
Minutes	30 vs. CSUN (11/13/16)	39 vs. Monmouth (11/13/15)
FG Made	8 (twice), last at Oregon (12/28/16)	10 vs. Cal Poly (11/15/15)
FG Att.	12 vs. CSUN (11/13/16)	16 vs. McNeese State (12/22/15)
3PFG Made	---	---
3PFG Att.	---	---
FT Made	4 (4 times), last at Oregon (12/28/16)	5 vs. Kentucky (12/3/15)
FT Att.	4 (4 times), last at Oregon (12/28/16)	6 (twice), last at Washington (1/1/16)

KEY NOTES ON THOMAS WELSH

- Has averaged 11.0 points, 8.9 rebounds and 2.2 blocks in 12 games ... missed four non-conference contests (Dec. 10-21) with a bruised right knee
- Scored a season-high 20 points and grabbed 10 rebounds in his return from a knee injury in UCLA's 89-87 loss at No. 21 Oregon (Dec. 28)
- Has totaled six point-rebound double-doubles this season ... has registered 16 career double-doubles midway through his third collegiate season
- Has shot 57.1 percent from the field and is a perfect 20-for-20 at the free throw line through 12 games
- As a sophomore last season, registered 11.2 points and 8.5 rebounds per game (played in 31 of UCLA's 32 games)
- Younger brother, Henry Welsh, is a freshman on the basketball team at Harvard University (Cambridge, Mass.)

THOMAS WELSH'S 2016-17 GAME-BY-GAME STATISTICS

Opponent	Date	gs	min	Total		3-Pointers		Free throws		Rebounds											
				fg-fga	pct	3fg-fga	pct	ft-fta	pct	off	def	tot	avg	pf	a	t/o	blk	stl	pts	avg	
PACIFIC	11/11/16	*	26	3-9	.333	0-0	.000	0-0	.000	0	6	6	6.0	4	0	0	3	1	6	6.0	
CSUN	11/13/16	*	30	3-12	.250	0-0	.000	4-4	1.000	2	11	13	9.5	3	2	1	4	2	10	8.0	
SAN DIEGO	11/17/16	*	26	4-7	.571	0-0	.000	4-4	1.000	2	9	11	10.0	1	0	0	4	0	12	9.3	
LONG BEACH STATE	11/20/16	*	23	6-9	.667	0-0	.000	0-0	.000	2	5	7	9.3	4	0	0	3	1	12	10.0	
vs Portland	11/24/16	*	26	8-10	.800	0-0	.000	0-0	.000	0	10	10	9.4	3	0	1	1	0	16	11.2	
vs Nebraska	11/25/16	*	28	5-8	.625	0-0	.000	2-2	1.000	0	11	11	9.7	1	2	0	1	0	12	11.3	
vs Texas A&M	11/27/16	*	27	3-7	.429	0-0	.000	0-0	.000	1	7	8	9.4	4	0	0	1	0	6	10.6	
UC RIVERSIDE	11/30/16	*	25	6-6	1.000	0-0	.000	0-0	.000	2	10	12	9.8	2	3	1	3	0	12	10.8	
at Kentucky	12/03/16	*	19	5-7	.714	0-0	.000	4-4	1.000	2	6	8	9.6	5	0	1	0	0	14	11.1	
MICHIGAN	12/10/16		dnp	-	-	-	-	-	-	-	-	-	-	-	-	-	-	-	-	-	
UC SANTA BARBARA	12/14/16		dnp	-	-	-	-	-	-	-	-	-	-	-	-	-	-	-	-	-	
vs Ohio State	12/17/16		dnp	-	-	-	-	-	-	-	-	-	-	-	-	-	-	-	-	-	
WESTERN MICHIGAN	12/21/16		dnp	-	-	-	-	-	-	-	-	-	-	-	-	-	-	-	-	-	
at Oregon	12/28/16	*	27	8-11	.727	0-0	.000	4-4	1.000	5	5	10	9.6	2	1	2	3	0	20	12.0	
at Oregon State	12/30/16	*	20	1-2	.500	0-0	.000	0-0	.000	4	1	5	9.2	4	0	0	2	0	2	11.1	
CALIFORNIA	01/05/17	*	24	4-10	.400	0-0	.000	2-2	1.000	2	4	6	8.9	2	0	0	1	1	10	11.0	
Totals			12	301	56-98	.571	0-0	.000	20-20	1.000	22	85	107	8.9	35	8	6	26	5	132	11.0

THOMAS WELSH'S CAREER STATISTICS

			Total		3-Point		F-Throws		Rebounds											Scoring	
Season	gp-gs	min/avg	fg-fga	pct	fg-fga	pct	ft-fta	pct	off	def	tot	avg	pf	fo	ast	to	blk	stl	pts	avg	
2014-15	36-3	565/15.7	62-132	.470	0-0	.000	14-23	.609	54	83	137	3.8	85	1	8	17	39	14	138	3.8	
2015-16	31-26	832/26.8	157-266	.590	0-0	.000	34-45	.756	100	163	263	8.5	86	6	17	25	32	8	348	11.2	
2016-17	12-12	301/25.1	56-98	.571	0-0	.000	20-20	1.000	22	85	107	8.9	35	1	8	6	26	5	132	11.0	
TOTAL	79-41	1698/21.5	275-496	.554	0-0	.000	68-88	.773	176	331	507	6.4	206	8	33	48	97	27	618	7.8	

ALEC WULFF (21)
JUNIOR – G – 6-3, 185 – Laguna Beach, Calif. (Laguna Beach HS)

SEASON/CAREER BEST PERFORMANCES

Category	Season High	Career High
Points	6 vs. UC Riverside (11/30/16)	6 vs. UC Riverside (11/30/16)
Rebounds	1 vs. Pacific (11/11/16)	1 (3 times), last vs. Pacific (11/11/16)
Assists	1 vs. UC Riverside (11/30/16)	1 (3 times), last vs. UC Riverside (11/30/16)
Steals	1 vs. UC Riverside (11/30/16)	1 (twice), last vs. UC Riverside (11/30/16)
Blocks	---	---
Minutes	4 vs. Portland (11/24/16)	4 vs. Portland (11/24/16)
FG Made	2 vs. UC Riverside (11/30/16)	2 vs. UC Riverside (11/30/16)
FG Att.	2 vs. UC Riverside (11/30/16)	2 vs. UC Riverside (11/30/16)
3PFG Made	2 vs. UC Riverside (11/30/16)	2 vs. UC Riverside (11/30/16)
3PFG Att.	3 vs. UC Riverside (11/30/16)	3 vs. UC Riverside (11/30/16)
FT Made	---	---
FT Att.	---	---

KEY NOTES ON ALEC WULFF

- Has made 4 of 8 career three-pointers, totaling 12 points and three assists in 16 career games
- Played in seven games this season, connecting on 2 of 5 total shots (all 3-point attempts)
- Shot 2-for-3 from beyond the 3-point arc in the Bruins' non-conference win over UC Riverside (Nov. 30, 2016)

ALEC WULFF'S 2016-17 GAME-BY-GAME STATISTICS

Opponent	Date	gs	min	Total		3-Pointers		Free throws		Rebounds				pf	a	t/o	blk	stl	pts	avg
				fg-fga	pct	3fg-fga	pct	ft-fa	pct	off	def	tot	avg							
PACIFIC	11/11/16		2	0-0	.000	0-0	.000	0-0	.000	0	1	1	1.0	0	0	0	0	0	0.0	
CSUN	11/13/16		dnp	-	-	-	-	-	-	-	-	-	-	-	-	-	-	-	-	
SAN DIEGO	11/17/16		dnp	-	-	-	-	-	-	-	-	-	-	-	-	-	-	-	-	
LONG BEACH STATE	11/20/16		3	0-1	.000	0-1	.000	0-0	.000	0	0	0	0.5	1	0	0	0	0	0.0	
vs Portland	11/24/16		4	0-0	.000	0-0	.000	0-0	.000	0	0	0	0.3	1	0	0	0	0	0.0	
vs Nebraska	11/25/16		dnp	-	-	-	-	-	-	-	-	-	-	-	-	-	-	-	-	
vs Texas A&M	11/27/16		dnp	-	-	-	-	-	-	-	-	-	-	-	-	-	-	-	-	
UC RIVERSIDE	11/30/16		3	2-3	.667	2-3	.667	0-0	.000	0	0	0	0.3	0	1	0	0	1	1.5	
at Kentucky	12/03/16		dnp	-	-	-	-	-	-	-	-	-	-	-	-	-	-	-	-	
MICHIGAN	12/10/16		1	0-0	.000	0-0	.000	0-0	.000	0	0	0	0.2	0	0	0	0	0	1.2	
UC SANTA BARBARA	12/14/16		2	0-1	.000	0-1	.000	0-0	.000	0	0	0	0.2	0	0	0	0	0	1.0	
vs Ohio State	12/17/16		dnp	-	-	-	-	-	-	-	-	-	-	-	-	-	-	-	-	
WESTERN MICHIGAN	12/21/16		0	0-0	.000	0-0	.000	0-0	.000	0	0	0	0.1	0	0	0	0	0	0.9	
at Oregon	12/28/16		dnp	-	-	-	-	-	-	-	-	-	-	-	-	-	-	-	-	
at Oregon State	12/30/16		dnp	-	-	-	-	-	-	-	-	-	-	-	-	-	-	-	-	
CALIFORNIA	01/05/17		dnp	-	-	-	-	-	-	-	-	-	-	-	-	-	-	-	-	
Totals		0	15	2-5	.400	2-5	.400	0-0	.000	0	1	1	0.1	2	1	0	0	1	6	0.9

ALEC WULFF'S CAREER STATISTICS

			Total		3-Point		F-Throws		Rebounds										Scoring	
Season	gp-gs	min/avg	fg-fga	pct	fg-fga	pct	ft-fga	pct	off	def	tot	avg	pf	fo	ast	to	blk	stl	pts	avg
2014-15	4-0	5/1.3	0-1	.000	0-1	.000	0-0	.000	0	0	0	0.0	0	0	1	0	0	1	0	0.0
2015-16	5-0	7/1.4	2-2	1.000	2-2	1.000	0-0	.000	0	0	0	0.0	0	0	1	0	0	0	6	1.2
2016-17	7-0	15/2.1	2-5	.400	2-5	.400	0-0	.000	0	1	1	0.1	2	0	1	0	0	1	6	0.9
TOTAL	16-0	27/1.7	4-8	.500	4-8	.500	0-0	.000	0	1	1	0.1	2	0	3	0	0	2	12	0.8

ISAAC WULFF (4)
FRESHMAN – G – 6-3, 175 – Laguna Beach, Calif. (Laguna Beach HS)

SEASON/CAREER BEST PERFORMANCES

Category	Season High	Career High
Points	3 vs. Pacific (11/11/16)	3 vs. Pacific (11/11/16)
Rebounds	2 vs. Pacific (11/11/16)	2 vs. Pacific (11/11/16)
Assists	---	---
Steals	---	---
Blocks	---	---
Minutes	4 vs. Portland (11/24/16)	4 vs. Portland (11/24/16)
FG Made	1 (twice), last vs. UC Riverside (11/30/16)	1 (twice), last vs. UC Riverside (11/30/16)
FG Att.	1 (twice), last vs. UC Riverside (11/30/16)	1 (twice), last vs. UC Riverside (11/30/16)
3PFG Made	---	---
3PFG Att.	---	---
FT Made	1 vs. Pacific (11/11/16)	1 vs. Pacific (11/11/16)
FT Att.	2 vs. Pacific (11/11/16)	2 vs. Pacific (11/11/16)

KEY NOTES ON ISAAC WULFF

- Currently in his first season at UCLA ... made his collegiate debut in the second half of UCLA's season-opening win over Pacific (Nov. 11)
- Isaac's older brother, Alec, is a junior on this year's team ... both Wulff brothers starred at Laguna Beach High School

ISAAC WULFF'S 2016-17 GAME-BY-GAME STATISTICS

Opponent	Date	gs	min	Total		3-Pointers		Free throws		Rebounds				pf	a	t/o	blk	stl	pts	avg
				fg-fga	pct	3fg-fga	pct	ft-fta	pct	off	def	tot	avg							
PACIFIC	11/11/16		2	1-1	1.000	0-0	.000	1-2	.500	1	1	2	2.0	0	0	0	0	0	3	3.0
CSUN	11/13/16	dnp		-	-	-	-	-	-	-	-	-	-	-	-	-	-	-	-	-
SAN DIEGO	11/17/16	dnp		-	-	-	-	-	-	-	-	-	-	-	-	-	-	-	-	-
LONG BEACH STATE	11/20/16	3		0-0	.000	0-0	.000	0-0	.000	0	0	0	1.0	0	0	0	0	0	0	1.5
vs Portland	11/24/16	dnp		-	-	-	-	-	-	-	-	-	-	-	-	-	-	-	-	-
vs Nebraska	11/25/16	dnp		-	-	-	-	-	-	-	-	-	-	-	-	-	-	-	-	-
vs Texas A&M	11/27/16	dnp		-	-	-	-	-	-	-	-	-	-	-	-	-	-	-	-	-
UC RIVERSIDE	11/30/16	3		1-1	1.000	0-0	.000	0-0	.000	0	0	0	0.7	1	0	0	0	0	2	1.7
at Kentucky	12/03/16	dnp		-	-	-	-	-	-	-	-	-	-	-	-	-	-	-	-	-
MICHIGAN	12/10/16	1		0-0	.000	0-0	.000	0-0	.000	0	0	0	0.5	0	0	0	0	0	0	1.3
UC SANTA BARBARA	12/14/16	dnp		-	-	-	-	-	-	-	-	-	-	-	-	-	-	-	-	-
vs Ohio State	12/17/16	dnp		-	-	-	-	-	-	-	-	-	-	-	-	-	-	-	-	-
WESTERN MICHIGAN	12/21/16	dnp		-	-	-	-	-	-	-	-	-	-	-	-	-	-	-	-	-
at Oregon	12/28/16	dnp		-	-	-	-	-	-	-	-	-	-	-	-	-	-	-	-	-
at Oregon State	12/30/16	dnp		-	-	-	-	-	-	-	-	-	-	-	-	-	-	-	-	-
CALIFORNIA	01/05/17	dnp		-	-	-	-	-	-	-	-	-	-	-	-	-	-	-	-	-
Totals		0	9	2-2	1.000	0-0	.000	1-2	.500	1	1	2	0.5	1	0	0	0	0	5	1.3

ISAAC WULFF'S CAREER STATISTICS

Season	gp-gs	min/avg	Total		3-Point		F-Throws		Rebounds										Scoring	
			fg-fga	pct	fg-fga	pct	ft-fta	pct	off	def	tot	avg	pf	fo	ast	to	blk	stl	pts	avg
2016-17	4-0	9/2.3	2-2	1.000	0-0	.000	1-2	.500	1	1	2	0.5	1	0	0	0	0	0	5	1.3
TOTAL	4-0	9/2.3	2-2	1.000	0-0	.000	1-2	.500	1	1	2	0.5	1	0	0	0	0	0	5	1.3

2016-17 STARTING LINEUPS & STAT LEADERS

STARTING LINEUPS

DATE	OPPONENT	W/L	SCORE					
11/11/16	Pacific	W	119-80	Lonzo Ball	Bryce Alford	Isaac Hamilton	TJ Leaf	Thomas Welsh
11/13/16	CSUN	W	102-87	Lonzo Ball	Bryce Alford	Isaac Hamilton	TJ Leaf	Thomas Welsh
11/17/16	San Diego	W	88-68	Lonzo Ball	Bryce Alford	Isaac Hamilton	TJ Leaf	Thomas Welsh
11/20/16	Long Beach State	W	114-77	Lonzo Ball	Bryce Alford	Isaac Hamilton	TJ Leaf	Thomas Welsh
11/24/16	vs. Portland ^	W	99-77	Lonzo Ball	Bryce Alford	Isaac Hamilton	TJ Leaf	Thomas Welsh
11/25/16	vs. Nebraska ^	W	82-71	Lonzo Ball	Bryce Alford	Isaac Hamilton	TJ Leaf	Thomas Welsh
11/27/16	vs. Texas A&M ^	W	74-67	Lonzo Ball	Bryce Alford	Isaac Hamilton	TJ Leaf	Thomas Welsh
11/30/16	UC Riverside	W	98-56	Lonzo Ball	Bryce Alford	Isaac Hamilton	TJ Leaf	Thomas Welsh
12/03/16	at Kentucky	W	97-92	Lonzo Ball	Bryce Alford	Isaac Hamilton	TJ Leaf	Thomas Welsh
12/10/16	Michigan	W	102-84	Lonzo Ball	Bryce Alford	Isaac Hamilton	TJ Leaf	G.G. Goloman
12/14/16	UC Santa Barbara	W	102-62	Lonzo Ball	Bryce Alford	Isaac Hamilton	TJ Leaf	G.G. Goloman
12/17/16	vs. Ohio State #	W	86-73	Lonzo Ball	Bryce Alford	Isaac Hamilton	TJ Leaf	G.G. Goloman
12/21/16	Western Michigan	W	82-68	Lonzo Ball	Bryce Alford	Isaac Hamilton	TJ Leaf	G.G. Goloman
12/28/16	at Oregon*	L	87-89	Lonzo Ball	Bryce Alford	Isaac Hamilton	TJ Leaf	Thomas Welsh
12/30/16	at Oregon State*	W	76-63	Lonzo Ball	Bryce Alford	Isaac Hamilton	TJ Leaf	Thomas Welsh
01/05/17	California *	W	81-71	Lonzo Ball	Bryce Alford	Isaac Hamilton	TJ Leaf	Thomas Welsh
01/08/17	Stanford*							
01/12/17	at Colorado*							
01/14/17	at Utah*							
01/19/17	Arizona State*							
01/21/17	Arizona*							
01/25/17	at USC*							
02/01/17	at Washington State*							
02/04/17	at Washington*							
02/09/17	Oregon*							
02/12/17	Oregon State*							
02/18/17	USC*							
02/23/17	at Arizona State*							
02/25/17	at Arizona*							
03/01/17	Washington*							
03/04/17	Washington State*							

^ Wooden Legacy (Fullerton and Anaheim, Calif.)

CBS Sports Classic game, at T-Mobile Arena (Las Vegas, Nev.)

* Pac-12 Conference game

STATISTICAL LEADERS

DATE	OPPONENT	W/L	SCORE	POINTS	REBOUNDS	ASSISTS	STEALS	BLOCKS					
11/11/16	Pacific	W	119-80	Alford	30	Leaf	15	Ball	11	Alford, Ball	2	Welsh	3
11/13/16	CSUN	W	102-87	Hamilton	22	Welsh	13	Ball	6	Ball, Welsh	2	Welsh	4
11/17/16	San Diego	W	88-68	Leaf	26	Welsh	11	Ball	8	4 players	1	Welsh	4
11/20/16	Long Beach State	W	114-77	Leaf	21	Leaf	9	Ball	11	Alford	4	Welsh	3
11/24/16	vs. Portland ^	W	99-77	Ball	18	Welsh	10	Ball	11	Ball, Hamilton	2	Alford, Goloman, Welsh	1
11/25/16	vs. Nebraska ^	W	82-71	Alford	18	Welsh	11	Ball	7	Goloman	1	Anigbogu, Goloman, Leaf	1
11/27/16	vs. Texas A&M ^	W	74-67	Hamilton	17	Leaf	9	Ball	10	Alford	2	Ball	3
11/30/16	UC Riverside	W	98-56	Hamilton	27	Welsh	12	Ball	13	Ball	3	Welsh	3
12/03/16	at Kentucky	W	97-92	Hamiton	19	Leaf	13	Ball	7	4 players	1	Anigbogu	2
12/10/16	Michigan	W	102-84	Leaf	21	Leaf	8	Hamilton	7	Ball	3	Anigbogu	4
12/14/16	UC Santa Barbara	W	102-62	Leaf	25	Ball, Leaf	10	Leaf	8	Holiday	4	Anigbogu	4
12/17/16	vs. Ohio State #	W	86-73	Alford, Holiday	20	Ball	9	Ball	9	Holiday	5	Goloman	1
12/21/16	Western Michigan	W	82-68	Alford	22	Hamilton, Leaf	8	Holiday	7	Hamilton	3	Ball	3
12/28/16	at Oregon*	L	87-89	Alford, Welsh	20	Welsh	10	Holiday	7	3 players	1	Welsh	3
12/30/16	at Oregon State*	W	76-63	Ball	23	Leaf	10	Ball	7	Holiday, Leaf	3	Ball, Leaf, Welsh	2
01/05/17	California*	W	81-71	Alford	24	Leaf	11	Ball	7	Ball	3	6 players	1
01/08/17	Stanford*												
01/12/17	at Colorado*												
01/14/17	at Utah*												
01/19/17	Arizona State*												
01/21/17	Arizona*												
01/25/17	at USC*												
02/01/17	at Washington State*												
02/04/17	at Washington*												
02/09/17	Oregon*												
02/12/17	Oregon State*												
02/18/17	USC*												
02/23/17	at Arizona State*												
02/25/17	at Arizona*												
03/01/17	Washington*												
03/04/17	Washington State*												

^ Wooden Legacy (Fullerton and Anaheim, Calif.)

CBS Sports Classic game, at T-Mobile Arena (Las Vegas, Nev.)

* Pac-12 Conference game

2016-17 POINTS-REBOUNDS-ASSISTS

OPPONENT	ALFORD	ALI	ANIGBOGU	BALL	DODSON	GOLOMAN	HAMILTON	HOLIDAY
Pacific (Nov. 11)	30-2-1	DNP	DNP	19-8-11	DNP	4-3-0	17-1-8	18-3-5
CSUN (Nov. 13)	20-0-3	DNP	DNP	13-8-6	DNP	12-8-2	22-3-1	13-4-5
San Diego (Nov. 17)	10-3-3	DNP	DNP	13-7-8	DNP	4-1-1	12-3-6	11-5-2
Long Beach State (Nov. 20)	15-2-6	DNP	DNP	20-2-11	DNP	8-3-0	18-2-4	16-2-5
vs. Portland (Nov. 24)	13-1-2	DNP	DNP	18-4-11	DNP	7-6-1	16-3-6	14-5-5
vs. Nebraska (Nov. 25)	18-6-2	DNP	2-2-1	13-3-7	DNP	4-4-2	15-5-0	6-5-3
vs. Texas A&M (Nov. 27)	13-3-3	DNP	2-2-0	16-5-10	DNP	0-1-1	17-7-2	7-2-3
UC Riverside (Nov. 30)	5-5-4	DNP	5-4-0	5-2-13	DNP	DNP	27-6-1	18-4-5
at Kentucky (Dec. 3)	14-0-1	DNP	6-6-0	14-6-7	DNP	0-3-0	19-4-1	13-0-4
Michigan (Dec. 10)	18-4-3	DNP	6-4-1	19-7-4	DNP	6-2-1	14-4-7	17-0-5
UC Santa Barbara (Dec. 14)	15-2-2	DNP	9-7-1	13-10-7	DNP	7-7-1	13-1-1	20-3-6
vs. Ohio State (Dec. 17)	20-2-3	DNP	4-4-1	8-9-9	DNP	4-4-1	17-8-3	20-4-1
Western Michigan (Dec. 21)	22-2-2	DNP	6-5-0	7-5-4	DNP	6-6-3	11-8-5	16-1-7
at Oregon (Dec. 28)	20-4-1	DNP	9-4-0	14-3-6	DNP	4-2-0	2-5-3	5-1-7
at Oregon State (Dec. 30)	12-2-2	DNP	4-3-0	23-6-7	DNP	0-0-0	0-3-4	14-4-6
California (Jan. 5)	24-3-2	DNP	2-1-0	14-5-7	DNP	2-2-1	5-2-2	6-4-3
Stanford (Jan. 8)								
at Colorado (Jan. 12)								
at Utah (Jan. 14)								
Arizona State (Jan. 19)								
Arizona (Jan. 21)								
at USC (Jan. 25)								
at Washington State (Feb. 1)								
at Washington (Feb. 4)								
Oregon (Feb. 9)								
Oregon State (Feb. 12)								
USC (Feb. 18)								
at Arizona State (Feb. 23)								
at Arizona (Feb. 25)								
Washington (March 1)								
Washington State (March 4)								

2016-17 POINTS-REBOUNDS-ASSISTS

OPPONENT	LEAF	OKWARABIZIE	OLESINSKI	SMITH	WELSH	WULFF, A.	WULFF, I.
Pacific (Nov. 11)	22-15-4	0-1-0	DNP	0-0-0	6-6-0	0-1-0	3-2-0
CSUN (Nov. 13)	12-6-4	0-0-0	DNP	DNP	10-13-2	DNP	DNP
San Diego (Nov. 17)	26-10-1	DNP	DNP	DNP	12-11-0	DNP	DNP
Long Beach State (Nov. 20)	21-9-1	0-2-0	DNP	4-0-0	12-7-0	0-0-0	0-0-0
vs. Portland (Nov. 24)	14-9-4	1-0-0	DNP	0-0-0	16-10-0	0-0-0	DNP
vs. Nebraska (Nov. 25)	12-4-4	DNP	DNP	DNP	12-11-2	DNP	DNP
vs. Texas A&M (Nov. 27)	13-9-0	DNP	DNP	DNP	6-8-0	DNP	DNP
UC Riverside (Nov. 30)	18-10-2	DNP	DNP	0-0-0	12-12-3	6-0-1	2-0-0
at Kentucky (Dec. 3)	17-13-5	DNP	DNP	DNP	14-8-0	DNP	DNP
Michigan (Dec. 10)	21-8-2	0-0-0	DNP	1-0-0	DNP	0-0-0	0-0-0
UC Santa Barbara (Dec. 14)	25-10-8	0-1-0	DNP	0-0-1	DNP	0-0-0	DNP
vs. Ohio State (Dec. 17)	13-8-1	DNP	DNP	DNP	DNP	DNP	DNP
Western Michigan (Dec. 21)	14-8-1	DNP	DNP	0-0-0	DNP	0-0-0	DNP
at Oregon (Dec. 28)	13-5-1	DNP	DNP	DNP	20-10-1	DNP	DNP
at Oregon State (Dec. 30)	21-10-2	DNP	DNP	DNP	2-5-0	DNP	DNP
California (Jan. 5)	18-11-3	DNP	DNP	DNP	10-6-0	DNP	DNP
Stanford (Jan. 8)							
at Colorado (Jan. 12)							
at Utah (Jan. 14)							
Arizona State (Jan. 19)							
Arizona (Jan. 21)							
at USC (Jan. 25)							
at Washington State (Feb. 1)							
at Washington (Feb. 4)							
Oregon (Feb. 9)							
Oregon State (Feb. 12)							
USC (Feb. 18)							
at Arizona State (Feb. 23)							
at Arizona (Feb. 25)							
Washington (March 1)							
Washington State (March 4)							

UCLA's SEASON/CAREER STATS

2016-17 ROSTER

SEASON STATISTICS

CAREER STATISTICS

SUMMARY	gp-gs	min/g	fg%	3fg%	ft%	r/g	a/g	stl	blk	pts/g	gp-gs	min/g	fg%	3fg%	ft%	r/g	a/g	stl	blk	pts/g
Leaf, TJ	16-16	30.9	.656	.471	.622	9.1	2.7	13	20	17.5	16-16	30.9	.656	.471	.622	9.1	2.7	13	20	17.5
Alford, Bryce	16-16	33.2	.483	.434	.839	2.6	2.5	13	2	16.8	121-85	31.8	.402	.390	.828	2.8	4.0	100	7	13.5
Ball, Lonzo	16-16	35.2	.516	.411	.654	5.6	8.0	24	16	14.3	16-16	35.2	.516	.411	.654	5.6	8.0	24	16	14.3
Hamilton, Isaac	16-16	30.4	.451	.362	.833	4.1	3.4	13	3	14.1	84-84	33.8	.446	.378	.762	3.8	3.3	78	11	13.6
Holiday, Aaron	16-0	26.6	.504	.492	.790	2.9	4.5	23	3	13.4	48-32	30.0	.429	.447	.753	3.0	4.1	68	11	11.4
Welsh, Thomas	12-12	25.1	.571	.000	1.000	8.9	0.7	5	26	11.0	79-41	21.5	.554	.000	.773	6.4	0.4	27	97	7.8
Anigbogu, Ike	11-0	13.5	.649	.000	.467	3.8	0.4	2	19	5.0	11-0	13.5	.649	.000	.467	3.8	0.4	2	19	5.0
Goloman, Gyorgy	15-4	12.3	.614	.000	.609	3.5	0.9	8	14	4.5	65-4	11.4	.479	.364	.458	2.2	0.6	28	30	2.2
Wulff, Isaac	4-0	2.3	1.000	.000	.500	0.5	0.0	0	0	1.3	4-0	2.3	1.000	.000	.500	0.5	0.0	0	0	1.3
Wulff, Alec	7-0	2.1	.400	.400	.000	0.1	0.1	1	0	0.9	16-0	1.7	.500	.500	.000	0.1	0.2	2	0	0.8
Smith, Jerrold	7-0	2.1	.500	.000	.500	0.0	0.1	2	0	0.7	15-0	1.7	.333	.000	.500	0.1	0.1	2	0	0.3
Okwarabizie, Ikenna	7-0	3.4	.000	.000	.500	0.9	0.0	1	0	0.1	14-0	2.6	.000	.000	.500	0.7	0.0	1	0	0.1

SCORING	fg-fga	fg%	3fg-fga	3fg%	ft-fta	ft%	pts	pts/g	fg-fga	fg%	3fg-fga	3fg%	ft-fta	ft%	pts	pts/g
Leaf, TJ	118-180	.656	16-34	.471	28-45	.622	280	17.5	118-180	.656	16-34	.471	28-45	.622	280	17.5
Alford, Bryce	84-174	.483	49-113	.434	52-62	.839	269	16.8	495-1230	.402	262-672	.390	381-460	.828	1633	13.5
Ball, Lonzo	79-153	.516	37-90	.411	34-52	.654	229	14.3	79-153	.516	37-90	.411	34-52	.654	229	14.3
Hamilton, Isaac	88-195	.451	34-94	.362	15-18	.833	225	14.1	433-971	.446	153-405	.378	125-164	.762	1144	13.6
Holiday, Aaron	68-135	.504	29-59	.492	49-62	.790	214	13.4	182-424	.429	68-152	.447	113-150	.753	545	11.4
Welsh, Thomas	56-98	.571	0-0	.000	20-20	1.000	132	11.0	275-496	.554	0-0	.000	68-88	.773	618	7.8
Anigbogu, Ike	24-37	.649	0-0	.000	7-15	.467	55	5.0	24-37	.649	0-0	.000	7-15	.467	55	5.0
Goloman, Gyorgy	27-44	.614	0-1	.000	14-23	.609	68	4.5	57-119	.479	8-22	.364	22-48	.458	144	2.2
Wulff, Isaac	2-2	1.000	0-0	.000	1-2	.500	5	1.3	2-2	1.000	0-0	.000	1-2	.500	5	1.3
Wulff, Alec	2-5	.400	2-5	.400	0-0	.000	6	0.9	4-8	.500	4-8	.500	0-0	.000	12	0.8
Smith, Jerrold	2-4	.500	0-0	.000	1-2	.500	5	0.7	2-6	.333	0-1	.000	1-2	.500	5	0.3
Okwarabizie, Ikenna	0-0	.000	0-0	.000	1-2	.500	1	0.1	0-2	.000	0-0	.000	1-2	.500	1	0.1

TOTALS	o-reb	d-reb	t-reb	pf	fo	ast	to	a/to	o-reb	d-reb	t-reb	pf	fo	ast	to	a/to
Leaf, TJ	40	105	145	37	0	43	25	1.7	40	105	145	37	0	43	25	1.7
Alford, Bryce	5	36	41	24	0	40	22	1.8	24	318	342	164	1	485	222	2.2
Ball, Lonzo	12	78	90	27	1	128	37	3.5	12	78	90	27	1	128	37	3.5
Hamilton, Isaac	15	50	65	26	0	54	34	1.6	84	238	322	178	2	276	193	1.4
Holiday, Aaron	6	41	47	37	1	72	40	1.8	25	118	143	140	8	199	132	1.5
Welsh, Thomas	22	85	107	35	1	8	6	1.3	176	331	507	206	8	33	48	0.7
Anigbogu, Ike	16	26	42	34	1	4	11	0.4	16	26	42	34	1	4	11	0.4
Goloman, Gyorgy	17	35	52	32	2	14	12	1.2	43	103	146	129	3	38	40	1.0
Wulff, Isaac	1	1	2	1	0	0	0	0.0	1	1	2	1	0	0	0	0.0
Wulff, Alec	0	1	1	2	0	1	0	0.0	0	1	1	2	0	3	0	0.0
Smith, Jerrold	0	0	0	3	0	1	2	0.5	1	0	1	3	0	2	3	0.7
Okwarabizie, Ikenna	0	6	6	3	0	0	3	0.0	1	9	10	7	0	0	5	0.0

2016-17 PAC-12 STATISTICS

Pac-12 Record: 2-1 Home: 1-0 Away: 1-1

#	Player	gp-gs	min	avg	Total		3-Point		F-Throw		Rebounds				pf	dq	a	to	blk	stl	pts	avg
					fg-fga	fg%	3fg-fga	3fg%	ft-fa	ft%	off	def	tot	avg								
20	Alford, Bryce	3-3	100	33.3	19-32	.594	13-22	.591	5-8	.625	1	8	9	3.0	4	0	5	4	1	2	56	18.7
22	Leaf, TJ	3-3	99	33.0	21-32	.656	1-4	.250	9-13	.692	8	18	26	8.7	8	0	6	4	4	4	52	17.3
02	Ball, Lonzo	3-3	113	37.7	17-37	.459	8-23	.348	9-14	.643	0	14	14	4.7	5	0	20	6	4	4	51	17.0
40	Welsh, Thomas	3-3	71	23.7	13-23	.565	0-0	.000	6-6	1.000	11	10	21	7.0	8	0	1	2	6	1	32	10.7
03	Holiday, Aaron	3-0	84	28.0	6-23	.261	4-10	.400	9-12	.750	0	9	9	3.0	8	0	16	7	1	4	25	8.3
13	Anigbogu, Ike	3-0	31	10.3	7-8	.875	0-0	.000	1-1	1.000	6	2	8	2.7	10	0	0	3	2	1	15	5.0
10	Hamilton, Isaac	3-3	80	26.7	2-24	.083	1-10	.100	2-2	1.000	2	8	10	3.3	6	0	9	6	1	0	7	2.3
14	Goloman, Gyorgy	3-0	22	7.3	2-6	.333	0-0	.000	2-2	1.000	1	3	4	1.3	5	0	1	1	1	3	6	2.0
Team											2	5	7									
Total.....		3	600		87-185	.470	27-69	.391	43-58	.741	31	77	108	36.0	54	0	58	33	20	19	244	81.3
Opponents.....		3	600		79-188	.420	25-62	.403	40-59	.678	42	76	118	39.3	50	-	35	38	7	16	223	74.3

TEAM STATISTICS	UCLA	OPP	Date	Opponent	Score	Att.
SCORING	244	223	* 12/28/16	at Oregon	L 87-89	12364
Points per game	81.3	74.3	* 12/30/16	at Oregon State	W 76-63	5596
Scoring margin	+7.0	-	* 01/05/17	CALIFORNIA	W 81-71	13659
FIELD GOALS-ATT	87-185	79-188	* = Conference game 1 = Wooden Legacy, at Cal State Fullerton (Fullerton, Calif.) 2 = Wooden Legacy, Championship, at Honda Center (Anaheim, Calif.) 3 = CBS Sports Classic, at T-Mobile Arena (Las Vegas, Nev.)			
Field goal pct	.470	.420				
3 POINT FG-ATT	27-69	25-62				
3-point FG pct	.391	.403				
3-pt FG made per game	9.0	8.3				
FREE THROWS-ATT	43-58	40-59				
Free throw pct	.741	.678				
F-Throws made per game	14.3	13.3				
REBOUNDS	108	118				
Rebounds per game	36.0	39.3				
Rebounding margin	-3.3	-				
ASSISTS	58	35				
Assists per game	19.3	11.7				
TURNOVERS	33	38				
Turnovers per game	11.0	12.7				
Turnover margin	+1.7	-				
Assist/turnover ratio	1.8	0.9				
STEALS	19	16				
Steals per game	6.3	5.3				
BLOCKS	20	7				
Blocks per game	6.7	2.3				
ATTENDANCE	13659	17960				
Home games-Avg/Game	1-13659	2-8980				
Neutral site-Avg/Game	-	0-0				

Score by Periods	1st	2nd	Totals
UCLA	125	119	244
Opponents	102	121	223

2016-17 OVERALL STATISTICS

Overall: 15-1 Home: 9-0 Away: 2-1 Neutral: 4-0 Pac-12: 2-1

#	Player	gp-gs	min	avg	Total		3-Point		F-Throw		Rebounds								pts	avg		
					fg-fga	fg%	3fg-fga	3fg%	ft-fga	ft%	off	def	tot	avg	pf	dq	a	to			blk	stl
22	Leaf, TJ	16-16	495	30.9	118-180	.656	16-34	.471	28-45	.622	40	105	145	9.1	37	0	43	25	20	13	280	17.5
20	Alford, Bryce	16-16	531	33.2	84-174	.483	49-113	.434	52-62	.839	5	36	41	2.6	24	0	40	22	2	13	269	16.8
02	Ball, Lonzo	16-16	563	35.2	79-153	.516	37-90	.411	34-52	.654	12	78	90	5.6	27	1	128	37	16	24	229	14.3
10	Hamilton, Isaac	16-16	487	30.4	88-195	.451	34-94	.362	15-18	.833	15	50	65	4.1	26	0	54	34	3	13	225	14.1
03	Holiday, Aaron	16-0	426	26.6	68-135	.504	29-59	.492	49-62	.790	6	41	47	2.9	37	1	72	40	3	23	214	13.4
40	Welsh, Thomas	12-12	301	25.1	56-98	.571	0-0	.000	20-20	1.000	22	85	107	8.9	35	1	8	6	26	5	132	11.0
13	Anigbogu, Ike	11-0	149	13.5	24-37	.649	0-0	.000	7-15	.467	16	26	42	3.8	34	1	4	11	19	2	55	5.0
14	Goloman, Gyorgy	15-4	185	12.3	27-44	.614	0-1	.000	14-23	.609	17	35	52	3.5	32	2	14	12	14	8	68	4.5
04	Wulff, Isaac	4-0	9	2.3	2-2	1.000	0-0	.000	1-2	.500	1	1	2	0.5	1	0	0	0	0	0	5	1.3
21	Wulff, Alec	7-0	15	2.1	2-5	.400	2-5	.400	0-0	.000	0	1	1	0.1	2	0	1	0	0	1	6	0.9
15	Smith, Jerrold	7-0	15	2.1	2-4	.500	0-0	.000	1-2	.500	0	0	0	0.0	3	0	1	2	0	2	5	0.7
34	Okwarabizie, Ikenna	7-0	24	3.4	0-0	.000	0-0	.000	1-2	.500	0	6	6	0.9	3	0	0	3	0	1	1	0.1
Team											17	22	39		1		2					
Total.....		16	3200		550-1027	.536	167-396	.422	222-303	.733	151	486	637	39.8	262	6	365	194	103	105	1489	93.1
Opponents.....		16	3200		441-1084	.407	133-366	.363	170-258	.659	205	366	571	35.7	304	-	196	212	27	106	1185	74.1

TEAM STATISTICS	UCLA	OPP	Date	Opponent	Score	Att.
SCORING	1489	1185	11/11/16	PACIFIC	w 119-80	8743
Points per game	93.1	74.1	11/13/16	CSUN	w 102-87	7149
Scoring margin	+19.0	-	11/17/16	SAN DIEGO	w 88-68	6893
FIELD GOALS-ATT	550-1027	441-1084	11/20/16	LONG BEACH STATE	w 114-77	8294
Field goal pct	.536	.407	1 11/24/16	vs Portland	w 99-77	3816
3 POINT FG-ATT	167-396	133-366	1 11/25/16	vs Nebraska	w 82-71	5153
3-point FG pct	.422	.363	2 11/27/16	vs Texas A&M	w 74-67	4221
3-pt FG made per game	10.4	8.3	11/30/16	UC RIVERSIDE	w 98-56	6328
FREE THROWS-ATT	222-303	170-258	12/03/16	at Kentucky	w 97-92	23976
Free throw pct	.733	.659	12/10/16	MICHIGAN	w 102-84	13571
F-Throws made per game	13.9	10.6	12/14/16	UC SANTA BARBARA	w 102-62	7484
REBOUNDS	637	571	3 12/17/16	vs Ohio State	w 86-73	19298
Rebounds per game	39.8	35.7	12/21/16	WESTERN MICHIGAN	w 82-68	10695
Rebounding margin	+4.1	-	* 12/28/16	at Oregon	L 87-89	12364
ASSISTS	365	196	* 12/30/16	at Oregon State	w 76-63	5596
Assists per game	22.8	12.3	* 01/05/17	CALIFORNIA	w 81-71	13659
TURNOVERS	194	212				
Turnovers per game	12.1	13.3				
Turnover margin	+1.1	-				
Assist/turnover ratio	1.9	0.9				
STEALS	105	106				
Steals per game	6.6	6.6				
BLOCKS	103	27				
Blocks per game	6.4	1.7				
ATTENDANCE	82816	74424				
Home games-Avg/Game	9-9202	3-13979				
Neutral site-Avg/Game	-	4-8122				

* = Conference game

1 = Wooden Legacy, at Cal State Fullerton (Fullerton, Calif.)

2 = Wooden Legacy, Championship, at Honda Center (Anaheim, Calif.)

3 = CBS Sports Classic, at T-Mobile Arena (Las Vegas, Nev.)

Score by Periods	1st	2nd	Totals
UCLA	723	766	1489
Opponents	571	614	1185