


MEN'S TEAM SCORES

* 1934 USC, 87-44	* 1956 USC, 74-54	** 1979 UCLA, 93 $\frac{1}{2}$ -60 $\frac{1}{2}$	** 2002 UCLA 121, USC 81
* 1935 USC, 104 $\frac{1}{6}$ -25 $\frac{5}{6}$	* 1957 USC, 68-63	** 1980 UCLA, 83-71	*** 2003 UCLA 82, USC 81
* 1936 USC, 74 $\frac{1}{2}$ -56 $\frac{1}{2}$	1958 USC, 78-53, at ELAC	** 1981 UCLA, 107-47	** 2004 UCLA 111, USC 52
* 1937 USC, 91-40	** 1959 USC, 86 $\frac{1}{2}$ -44 $\frac{1}{2}$	1982 nonscoring	*** 2005 UCLA 83, USC 80
* 1938 USC, 98-35	1960 USC, 80-51, at ELAC	** 1983 UCLA, 88-55	** 2006 UCLA 83, USC 80
* 1939 USC, 115-16	** 1961 USC, 81 $\frac{1}{3}$ -49 $\frac{2}{3}$	** 1984 UCLA, 93-68	*** 2007 USC 84, UCLA 79
* 1940 USC, 98-38	* 1962 USC, 86-45	** 1985 UCLA, 89-73	** 2008 UCLA 89, USC 74
* 1941 USC, 103 $\frac{1}{3}$ -27 $\frac{2}{3}$	** 1963 USC, 99-46	* 1986 UCLA, 104-59	*** 2009 USC 92, UCLA 71
* 1942 USC, 108-23	* 1964 USC, 89-56	** 1987 UCLA, 104-59	** 2010 USC 96, UCLA 67
* 1943 USC, 71-60	* 1965 USC, 83-62	* 1988 UCLA 97, USC 66	*** 2011 UCLA 89, USC 74
* 1944 USC, 89-42	* 1966 UCLA, 86-59	** 1989 UCLA 93, USC 68	** 2012 UCLA 93, USC 70
* 1945 USC, 82-49 at Berkeley	* 1967 UCLA, 83-62	* 1990 UCLA 94, USC 68	*** 2013 UCLA 85, USC 78
* 1945 USC, 82-49	* 1968 USC, 108-36	** 1991 UCLA 114, USC 38	** 2014 UCLA 89, USC 74
** 1946 USC, 95-36	** 1969 USC, 94-60	** 1992 UCLA 123, USC 39	*** 2015 USC 82, UCLA 81
** 1947 USC, 81 $\frac{1}{2}$ -49 $\frac{1}{2}$	* 1970 UCLA, 100-54	** 1993 UCLA 103 $\frac{1}{2}$, USC 57 $\frac{1}{2}$	** 2016 UCLA 103, USC 60
* 1948 USC, 81 $\frac{1}{6}$ -49 $\frac{5}{6}$	** 1971 USC, 75-70	** 1994 UCLA 97, USC 61	
** 1949 USC, 90 $\frac{1}{2}$ -40 $\frac{1}{2}$	* 1972 UCLA, 76-69	*** 1995 UCLA 90, USC 71	
* 1950 USC, 120-11	** 1973 UCLA, 89-55	** 1996 UCLA 109, USC 52	
** 1951 USC, 92 $\frac{1}{2}$ -36 $\frac{1}{2}$	* 1974 UCLA, 82-63	*** 1997 UCLA 88, USC 75	
** 1952 USC, 95-26	** 1975 UCLA, 75-70	** 1998 UCLA 84, USC 74	
** 1953 USC, 75-56	** 1976 USC, 83-62	*** 1999 UCLA 82, USC 81	
* 1954 USC, 95 $\frac{1}{2}$ -35 $\frac{1}{2}$	** 1977 USC, 91-63	** 2000 UCLA 88, USC 75	
** 1955 USC, 79-52	†** 1978 UCLA, 83-71	*** 2001 USC 82, UCLA 81	

Dual Meet Standings: USC 43 wins, UCLA 40 wins (UCLA's win streak of 22 straight dual victories was snapped in 2001 at USC)
 Closest Meets: UCLA 82, USC 81 in 2003, 2001 & 1999; USC 82, UCLA 81 in 2015; UCLA 83, USC 80 in 2005 and 2006; USC 68, UCLA 63 in 1957; USC 75, UCLA 70 in 1971 and UCLA 75, USC 70 in 1975; USC's Most Decisive Victory: 120-11 in 1950; UCLA's Most Decisive Victory: 123-39 in 1992; †meet rescored—originally USC, 84-70; Location: *At Los Angeles Coliseum; **At UCLA; ***At USC



Mike Woepse



John Brenner



Ato Boldon



Jon Rankin



Greg Foster

Dual Meet Men's Records

100m	10.04	Ato Boldon, UCLA, 1996; Andre DeGrasse, USC 15
200m	20.03	Clancy Edwards, USC, 1978
400m	44.43	Quincy Watts, USC, 1992
800m	1:46.47	Rayfield Beaton, USC, 1978
1500m	3:40.39	Jon Rankin, UCLA, 2005
Steeplechase	8:50.31	Jim Ortiz, UCLA, 1989
5000m	14:21.27	Creighton Harris, UCLA, 1992
110m Hurdles	13.30	Greg Foster, UCLA, 1980
400m Hurdles	49.48	Felix Sanchez, USC, 2000
4x100m Relay	38.85	Williams, Mullins, Edwards, Sanford, USC, 1978
4x400m Relay	3:03.47	McNeal, 47.5; Banks, 46.0; Phillips, 45.5; Thompson, 45.6, UCLA, 1980

Dual Meet Men's Records

High Jump	7-5	Jesse Williams, USC, 2005
Pole Vault	18-5.25	Mike Woepse, UCLA, 2014
Long Jump	27-0 $\frac{1}{2}$	James McAlister, UCLA, 1973
Triple Jump	56-4	Allen Simms, USC, 2003
Shot Put	71-3 $\frac{1}{2}$	John Brenner, UCLA, 1984
Discus	214-3	Julian Wruck, UCLA, 2013
Hammer	255-3	Balazs Kiss, USC, 1995
Javelin (new)	262-6	Corey White, USC 2009
Javelin (old)	251-10	John Fitzsimmons, USC, 1967



WOMEN'S TEAM SCORES

2016	USC 97, UCLA 66*	1999	UCLA 91, USC 63**
2015	USC 93, UCLA 70**	1998	UCLA 104, USC 50*
2014	USC 95, UCLA 68*	1997	UCLA 82, USC 63**
2013	UCLA 90, USC 73**	1996	UCLA 74, USC 70*
2012	USC 89, UCLA 74*	1995	UCLA 84, USC 52**
2011	USC 95, UCLA 68**	1994	UCLA 94, USC 42*
2010	USC 106, UCLA 57*	1993	UCLA 87, USC 47*
2009	USC 93, UCLA 70**	1992	USC 80, UCLA 30*
2008	USC 86, UCLA 77*	1991	UCLA 95, USC 40*
2007	UCLA 98, USC 65**	1990	UCLA 90, USC 40†
2006	UCLA 90, USC 73*	1989	UCLA 101 ¹ / ₂ , USC 28 ¹ / ₂ *
2005	UCLA 85, USC 78**	1988	UCLA 82 at USC 54†
2004	UCLA 93, USC 70*	1987	USC 69 at UCLA 67*
2003	UCLA 104, USC 59**	1986	USC 69, UCLA 67†
2002	UCLA 111, USC 92*	1985	UCLA 89, USC 43*
2001	UCLA 85, USC 78**	1984	UCLA 76, USC 74*
2000	UCLA 86, USC 68*		

at Drake Stadium/†at the Coliseum/at USC
Series Standings: UCLA 22, USC 11
(UCLA's streak of 15 consecutive victories was snapped in 2008, with USC winning 86-77)*

Dual Meet Women's Records

100m	11.11	Shakedia Jones, UCLA '98
200m	22.71	Monique Henderson, UCLA '04*
400m	50.90	Monique Henderson, UCLA '05
800m	2:02.24	Grazyna Penc, USC '99
1500m	4:17.25	Lesley Noll, USC '88
3000m	9:26.40	Anna Lopaciuch, USC '99
Steeplechase	10:33.70	Alison Costello, UCLA '05; Emily Scharmann, UCLA '16
5000m	16:52.36	Iryna Vashchuk, USC '05
100m Hurdles	12.70	Virginia Powell, USC '06
400m Hurdles	55.37	Nicole Leach, UCLA '08*
400m Relay	43.35	USC '99*
4x400m Relay	3:31.66	USC (N. Danvers, C. Estes, B Langerholc, M. Edmonson) '98*
High Jump	6-4 1/4	Amy Acuff, UCLA '95
Pole Vault	14-11 1/4	Chelsea Johnson, UCLA '05
Long Jump	22-11 1/4	Jackie Joyner, UCLA '85
Triple Jump	44-11 1/4	Wendy Brown, USC '87
Shot Put	59-0	Valeyta Althouse, UCLA '96
Discus	208-4	Seilala Sua, UCLA '00
Hammer	226-10	Eva Orban, USC '09
Javelin (new)	181-5	Inga Stasiulionyte, USC '02
Javelin (old)	184-10	Ashley Selman, USC '90

*U. S. COLLEGIATE DUAL MEET RECORD




Amy Acuff




Seilala Sua



Jackie Joyner



Monique Henderson



Chelsea Johnson



Women's Conference Championship Results

Year	Place	Host/Site	UCLA Points	Champion (Points)	Runnerup (Points)
2016	Seattle, WA	Washington	66.50 (5)	Oregon (185)	USC (111.50)
2015	Los Angeles	UCLA	64 (5th)	Oregon (185)	USC (182)
2014	Pullman, WA	Washington St.	68 (6th)	Oregon (176)	USC (145)
2013	Los Angeles	USC	87.33 (4th)	Oregon (139)	Arizona (123)
2012	Eugene, OR	Oregon	46.50 (8th)	Oregon (200.50)	Stanford (123.50)
2011	Tucson, AZ	Arizona	51.50 (6th)	Oregon (154.50)	Arizona (150)
2010	Berkeley, CA	Cal	71.50 (6th)	Oregon (215)	Arizona (109)
2009	Eugene, OR	Oregon	79.50 (5th)	Oregon (162.50)	Stanford (138)
2008	Tempe, AZ	Arizona State	80 (5th)	Arizona St. (186.50)	Stanford (117)
2007	Palo Alto, CA	Stanford	118.5 (3rd)	Arizona St. (158)	Stanford (134.33)
2006	Eugene, OR	Oregon	103 (4th)	Arizona St. (154)	Stanford (151.50)
2005	Los Angeles	UCLA	125 (2nd)	Stanford (173)	UCLA (125)
2004	Tucson, AZ	Arizona	174.50	UCLA (174.50)	Stanford (153)
2003	Los Angeles	USC	155	UCLA (155)	Stanford (140)
2002	Pullman, WA	Washington St.	160	UCLA (160)	USC (157)
2001	Berkeley, CA	California	155	UCLA (155)	USC (153)
2000	Eugene, OR	Oregon	167.50	UCLA (167.50)	USC (161)
1999	Tempe, AZ	Arizona State	160.50	UCLA (160.50)	USC (140)
1998	Palo Alto, CA	Stanford	174.0	UCLA (174.0)	Stanford(136.0)
1997	Seattle, WA	Washington	189.5	UCLA (189.5)	USC (134.5)
1996	Los Angeles	UCLA	117 (3rd)	USC (151)	Oregon (144)
1995	Tucson, AZ	Arizona	149	UCLA (149)	Oregon (123)
1994	Pullman, WA	Washington St.	127	UCLA (127)	Ariz. State (114)
1993	Berkeley, CA	California	146	UCLA (146)	Oregon (119)
1992	Eugene, OR	Oregon	57 (6th)	Oregon (122)	Arizona (90)
1991	Tempe, AZ	Arizona State	112.5	Oregon (130.5)	UCLA (112.5)
1990	Seattle, WA	Washington	116	UCLA (116)	Oregon (103)
1989	Palo Alto, CA	Stanford	161	UCLA (161)	Oregon (100)
1988	Los Angeles	UCLA	143	UCLA (143)	Oregon (106)
1987	Corvallis	Oregon St.	121	UCLA (121)	USC (107)

2016 Pac-12 Championships Women's Team Standings

1. Oregon _____ 185
2. USC _____ 111.50
3. Stanford _____ 90
4. Washington _____ 82
- 5. UCLA _____ 66.50**
6. Colorado _____ 66
7. Arizona _____ 62
8. Washington State _____ 45
9. Arizona State _____ 41
10. California _____ 39.50
11. Oregon State _____ 23.5
12. Utah _____ 3



UCLA WOMEN'S CONFERENCE CHAMPIONS

2016 Long Jump - Kyiie Price (21-0.50)
2015 Hammer Throw — Ida Storm (65.54)
 High Jump - Zibby Boyer (5-11.50)
2011 400mH — Turquoise Thompson (55.84)
2010 4x400m Relay — 3:34.82 (Joy Eaton, Turquoise Thompson, Krishna Curry, Ashlea McLaughlin)
 100mH — Lindsay Rowe (13.24)
 400mH — Turquoise Thompson (56.92)
2009 4x400m Relay — 3:33.62 (Ashlea McLaughlin, Krystin Lacy, Krishna Curry, Nicole Leach)
2008 PV — Ingrid Kantola (14-1.75)
2007 400mH — Nicole Leach (55.95)
 HJ — Rhonda Watkins (6-0.50)
 LJ — Rhonda Watkins (21-8.75)
2006 400mH — Nicole Leach (57.27)
 PV — Chelsea Johnson (15-1)
 HJ — Rhonda Watkins (5-11.25)
2005 200m — Monique Henderson (23.06)
 400m — Monique Henderson (51.31)
 PV — Chelsea Johnson (13-7 1/4)
 SP — Jessica Cosby (56-1 3/4)
 DT — Kamaiya Warren (183-3)
 HT — Jessica Cosby (216-10)
2004 200m — Monique Henderson (22.89)
 400m — Monique Henderson (50.90)
 800m — Ashley Caldwell (2:06.88)
 100mH — Sheena Johnson (12.79)
 400mH — Sheena Johnson (55.45)
 400m Relay — 43.43 (Sani Roseby, Sheena Johnson, Dawn Harper, Monique Henderson)
 1600m Relay — 3:32.39
 (Sani Roseby, Sheena Johnson, Adia McKinnon, Monique Henderson)
 TJ — Candice Bauchman (44-8)
 HT — Jessica Cosby (208-9)
2003 800m — Lena Nilsson (2:03.86)
 1500m — Lena Nilsson (4:13.21)
 100mH — Sheena Johnson (13.10)
 400mH — Sheena Johnson (56.45)
 TJ — Candice Bauchman (46-2 3/4)
 SP — Jessica Cosby (55-7 3/4)
 HT — Cari Soong (215-11)
2002 800m — Lena Nilsson (2:03.88)
 1500m — Lena Nilsson (4:20.81)
 400mH — Sheena Johnson (57.35)
 1600m Relay — 3:31.97 (Bunmi Ogunleye, Adia McKinnon, Johnson,

Monique Henderson)
 DT — Chaniqua Ross (180-8)
2001 400m — Adia McKinnon (52.69)
 100mH — Michelle Perry (13.50)
 400mH — Sheena Johnson (56.02)
 1600m Relay — 3:32.82 (Perry, Ysanne Williams, McKinnon, Johnson)
 PV — Tracy O'Hara (14-1 1/4)
 SP — Christina Tolson (58-3 3/4)
 DT — Chaniqua Ross (177-3)
 HT — Christina Tolson (214-7MR)
2000 100mH — Michelle Perry (13.03w)
 PV — Tracy O'Hara (13-7 MR)
 HJ — Darnesha Griffith (5-10)
 SP — Seilala Sua (56-9 1/2)
 DT — Seilala Sua (205-1)
 HT — Christina Tolson (208-5 MR)
1999 400m — Andrea Anderson (52.44)
 100mH — Michelle Perry (13.37)
 PV — Tracy O'Hara (12-7 1/2)
 LJ — Keyon Soley (20-11 3/4)
 SP — Seilala Sua (57-11)
 DT — Seilala Sua (199-9)
 JT — Seilala Sua (161-2)
1998 100m — Shakedia Jones (11.20)
 400m — Andrea Anderson (52.52)
 100mH — Joanna Hayes (13.15)
 400m Relay — 44.25 (Michelle Perry, Jones, Hayes, Anderson)
 TJ — Deana Simmons (42-7)
 SP — Seilala Sua (56-10)
 HT — Rachelle Noble (186-10)
1997 200m — Andrea Anderson (23.98)
 400m — Darlene Malco (51.92)
 100mH — Joanna Hayes (13.04)
 400mH — Joanna Hayes (56.38)
 400m Relay — 44.14 (Bisa Grant, Anderson, Hayes, Malco)
 1600m Relay — (3:40.05 (Cicely Scott, Hayes, Zailka Davis, Malco)
 HJ — Amy Acuff (6-2 3/4)
 SP — Nada Kawar (55-1 1/2)
 DT — Suzy Powell (196-1)
 JT — Suzy Powell (179-2)
1996 400m — Darlene Malco (52.39)
 100mH — Joanna Hayes (13.29)
 HJ — Amy Acuff (6-3 1/4)
 SP — Valeyta Althouse (59-6 1/4)
1995 100m — Sheila Burrell (11.63)

1500m — Karen Hecox (4:26.70)
 5000m — Shelley Taylor (16:56.88)
 HJ — Amy Acuff (6-6)
 SP — Valeyta Althouse (61-10 1/4)
 DT — Dawn Dumble (199-9)
1994 3000m — Karen Hecox (9:43.39)
 HJ — Amy Acuff (6-0 3/4)
 TJ — Roshanda Glenn (43-2 1/4)
 SP — Valeyta Althouse (56-1 3/4)
 DT — Candy Roberts (169-0)
1993 400m H — Erin Blunt (57.68)
 TJ — Roshanda Glenn (43-4 1/4)
 Discus — Dawn Dumble (185-2)
 Shot Put — Dawn Dumble (55-11 3/4)
1992 TJ — Roshanda Glenn (43-5)
 Shot Put — Dawn Dumble (53-7 1/2)
 Discus — Dawn Dumble (176-0)
1991 100mH — Janeene Vickers (13.39)
 LJ — Tonya Sedwick (21-3 1/4)
 Shot Put — Dawn Dumble (56-7 1/2)
 Discus — Dawn Dumble (174-2)
 Hept. — Tonya Sedwick (5,548 pts.)
1990 100mH — Janeene Vickers (13.73)
 400mH — Janeene Vickers (58.76)
 Shot Put — Tracie Millett (53-9 3/4)
 Discus — Tracie Millett (190-2)
 400m Relay — 45.26 (Vickers, A. Burnham, T. Sedwick, A. Hopper)
1989 Hept. — Tonya Sedwick (5509 pts.)
 100m — Caryl Smith (11.69w)
 100mH — Janeene Vickers (13.66)
 LJ — Tonya Sedwick (20-7 3/4)
 10,000m — Jennifer Ashe (35:42.02)
 400m Relay — 45.05 (T. Smith, Vickers, C. Smith, Sedwick)
1988 LJ — Gail Devers (22-1 3/4 w)
 100 meters — Gail Devers (11.05)
 100mH — Gail Devers (12.68)
 400mH — Janeene Vickers (59.16)
1987 400m Relay 44.45 (N. Thompson, M. Phillips, K. Church, G. Devers)
 100mH — Gail Devers (13.28)
 100 meters — Gail Devers (11.17)
 200 meters — Gail Devers (22.71)
 LJ — Gail Devers (21-10)
 1600m Relay — 3:33.81 (G. Kellon, C. Knighten, M. Phillips, G. Devers)

UCLA'S ALL-TIME MEN'S CONFERENCE FINISHES

Year	Finish	Pts	Year	Finish	Pts
1927	10th	1	1978	3rd	114
1936	8th, tie	3 ³ / ₄	1979	2nd	123 ¹ / ₇
1937	6th	16 ¹ / ₂	1980	1st	163
1938	5th, tie	23	1981	3rd	108 ¹ / ₂
1939	6th	13	1982	1st	146
1940	4th	26	1983	2nd	87
1941	6th	12 ¹ / ₂	1984	4th	73 ¹ / ₇
1942	8th	7 ¹ / ₂	1985	2nd	77
1948	2nd	41 ¹ / ₂	1986	2nd	115
1949	3rd	32	1987	1st	176
1950	8th	7 ¹ / ₅	1988	1st	147
1951	2nd	40 ¹ / ₂	1989	1st	153
1952	4th	20	1990	3rd	98
1953	5th	24 ¹ / ₂	1991	6th	69
1954	5th	15	1992	1st	123
1955	2nd	44 ¹ / ₂	1993	1st	170
1956	1st	69 ¹ / ₂	1994	1st	135
1957	3rd	38	1995	1st	163 ¹ / ₂
1958	3rd	40	1996	1st	151
1959	2nd	37 ¹ / ₃	1997	2nd	138
1960	2nd	51	1998	1st	135 ¹ / ₂
1961	2nd	55	1999	2nd	136
1962	2nd	73	2000	4th, tie	83
1963	5th	25 ¹ / ₂	2001	3rd	115 ¹ / ₂
1964	6th	16	2002	6th	91 ¹ / ₂
1965	6th	27	2003	3rd	125
1966	1st	80	2004	1st	143
1967	3rd	87	2005	2nd	134 ¹ / ₂
1968	5th	74	2006	5th	97.5
1969	1st	98	2007	4th	92
1970	1st	111	2008	3rd	108
1971	1st	126	2009	5th	90
1972	2nd	124	2010	4th, tie	85
1973	1st	156	2011	3rd, tie	99
1974	2nd	130 ¹ / ₂	2012	4th	86
1975	2nd	115	2013	3rd	98.5
1976	3rd	95	2014	7th	68.25
1977	3rd	99	2015	4th	83
			2016	3rd	94.20

Since 1960, the Bruins have been:

First - 17 times

(1966, 69, 70, 71, 73, 80, 82, 87, 88, 89, 92, 93, 94, 95, 96, 98, 04)

Second - 13 times

(1960, 61, 62, 72, 74, 75, 79, 83, 85, 86, 97, 99, 05)

Third - 11 times

(1967, 76, 77, 78, 81, 85, 90, 01, 03, 08, 16)



**2016
Pac-12 Championships
Men's Team Standings**

1. Oregon	155.60
2. Washington	122
3. UCLA	94.20
4. Arizona State	83
5. USC	75
6. Stanford	74
7. Colorado	63
8. Arizona	57
9. California	50.6
10. Washington State	41.6

Men's Conference Meet Records

Event	Record	Holder, School, Year
100m	9.97	Andre De Grasse, USC, 2015
200m	20.00	Ato Boldon, UCLA, 1996
400m	44.34	Danny Everett, UCLA, 1988
800m	1:45.12	Joaquim Cruz, Oregon, 1984
1500m	3:38.71	Rudy Chapa, Oregon, 1979
Steeplechase	8:26.10	Julius Korir, WSU, 1984
5000m	13:20.23	Henry Rono, WSU, 1978
10,000m	27:46.55	Henry Rono, WSU, 1978
110m Hurdles	13.43	Greg Foster, UCLA 1980
400m Hurdles	48.13	Jeshua Anderson, WSU 2011
4x100m Relay	38.59	UCLA, 1988
4x400m Relay	3:01.26	ASU, 2004
High Jump	7-5 ³ / ₄	Jesse Williams, USC, 2005
Pole Vault	18-9 ¹ / ₄	Toby Stevenson, Stanford, 2000
Long Jump	26-10	Dwight Phillips, ASU, 1999
Triple Jump	55-5 ³ / ₄	Joseph Taiwo, WSU, 1982
Shot Put	71-4³/₄	John Godina, UCLA, 1995
Discus	214-7	Julian Wruck, UCLA, 2013
Javelin	252-1	Greg Johnson, UCLA, 1995
	283-8 (old)	Brian Crouser, Oregon, 1985
Hammer	268-10	Balazs Kiss, USC, 1995
Decathlon	8322	Mike Ramos, Washington, 1986

Women's Conference Meet Records

Event	Record	Holder, School, Year
100m	10.92	Jenna Prandini, Oregon, 2014
200m	22.21	Jenna Prandini, Oregon, 2014
400m	50.76	Keshia Baker, Oregon, 2010
800m	2:00.57	Alysia Johnson, Cal, 2008
1500m	4:11.06	Shelby Houlihan, ASU, 2015
Steeplechase	9:54.13	Marie Lawrence, Wash., 2009
5000m	15:44.91	Amy Skiersz, Arizona, 1997
10,000m	33:28.38	Nicole Blood, Oregon, 2010
100m Hurdles	12.61	Gail Devers, UCLA, 1988
400m Hurdles	55.12	Georgeanne Moline, Ariz., 2012
4x100m Relay	43.10	USC, 2015
4x400m Relay	3:29.63	Oregon, 2011
High Jump	6-6	Amy Acuff, UCLA, 1995
Pole Vault	15-1	Chelsea Johnson, UCLA, 2006
Long Jump	21-10	Gail Devers, UCLA, 1987
Triple Jump	46-5.25	Erica McLain, Stanford, 2007
Shot Put	61-10.25	Valeyta Althouse, UCLA, 1995
Discus	214-0	Suzy Powell, UCLA, 1997
Hammer	221-7	Eva Orban, USC, 2006
Javelin	191-2	Rachel Yurkovich, Oregon, 2009
Heptathlon	6353	Briane Theisen, Oregon, 2012

MEN'S CONFERENCE CHAMPIONS

- 1937** - Bill Retz, JT (210-8)
- 1938** - Woody Strode, SP (51-6.50)
- 1939** - George Blaikie, HJ (6-2, tie)
- 1940** - Jackie Robinson, LJ (25-0)
- 1942** - Ray Maggard, PV (13-6, tie)
- 1948** - Craig Dixon, 120yHH (14.1); Craig Dixon, 220yLH (23.2); Taylor Lewis, DT (156-8.25)
- 1949** - Craig Dixon, 120yHH (14.3); Craig Dixon, 220yLH (23.3); George Stanich, HJ (6-3.75, tie); Taylor Lewis, DT (164-2.25)
- 1951** - Bob Work, 100y (9.8); Bob Work/George Brown, 220y (21.6); Hugh Mitchell, 880y (1:15.6); George Brown, LJ (24-3.50)
- 1952** - Rod Richard, 220y (21.7); George Brown, LJ (24-9.50)
- 1953** - Rod Richard, 100y (9.8); Rod Richard, 220y (21.4)
- 1955** - Mile Relay (3:15.4)
- 1956** - Bob Seaman, 880y (1:52.2); Rafer Johnson, 220yLH (23.4); Hall Miller, HJ (6-5); Dick Knaub, LJ (24-10.25)
- 1957** - Mile Relay (3:14.4); Don Vick, SP (56-10.50)
- 1958** - Dick Knaub, LJ (24-9); George Roubanis, PV (14-7); Rafer Johnson, JT (243-10.50)
- 1959** - Jim Johnson, LJ (24-9.75, tie); George Roubanis, PV (14-8.75, tie); Duane Milleman, DT (160-8)
- 1960** - Bob Holland, Mile (4:08.8); Jim Johnson, HH (14.3)
- 1961** - Mil Dahl, Mile (4:14.5); Andy Dunkell, 880y (1:50.8)
- 1962** - Mil Dahl, Mile (4:08.1); Arnold Tripp, 100y (9.6); Arnold Tripp, 220y (21.0); Kermit Alexander, TJ (47-11.25)
- 1965** - Bob Day, Mile (4:03.0); Roger Johnson, 440yH (50.9); Hermann Spiegel, JT (233-10.50)
- 1966** - Tom Jones, 100y (9.5); Tom Jones, 220y (21.0); Bob Frey, 440y (46.4); Roger Johnson, 440yIH (51.0); 440y Relay (40.3); Mile Relay (3:09.3); Marc Savage, PV (16-1); Dick Selby, JT (240-4); Doug Elmstead, TJ (49-4.50)
- 1967** - Ron Copeland, HH (13.5); Gerald Lee, TJ (50-4.25); Dick Railsback, PV (17-1); Dick Selby, JT (241-9.50)
- 1968** - Don Domansky, 440y (46.7); Steve Marcus, SP (63-0.25); Mile Relay (3:08.2)
- 1969** - Dick Railsback, PV (17-6.75); Len Van Hovwegen, 440y (46.4) Denny Rogers, TJ (50-10); Mile Relay (3:09.5)
- 1970** - John Smith, 440y (45.9); Wayne Collett, 440yIH (50.6); Jonathan Vaughn, PV (16-6); Mile Relay (3:07.1)
- 1971** - Wayne Collett, 440y (45.3); 440y Relay (39.9); Mile Relay (3:08.3); James Butts, TJ (54-2.50, wind-aided)
- 1972** - Warren Edmonson, 100y (9.4); Charles Rich, HH (13.7); Mile Relay (3:06.7); Dwight Stones, HJ (7-1)
- 1973** - Benny Brown, 440y (46.2); Francois Tracanelli, PV (17-0); Milan Tiff, TJ (54-3.50); Mile Relay (3:08.2)
- 1974** - Maxie Parks, 440y (46.4); Dave Schiller, SP (61-10.50); Roger Freberg, DT (187-9); Clarence Taylor, TJ (53-4.75); Mile Relay (3:07.7)
- 1975** - Clim Jackson, HH (13.6); Rory Kotinek, HJ (7-3); Ron Mooers, PV (17-3.25)
- 1976** - Jason Meisler, HJ (7-1); Steve Alexander, Decathlon (7,386 pts.)
- 1977** - James Owens, HH (13.60); Mike Tully, PV (17-7); Willie Banks, TJ (55-3.25); Mile Relay (3:07.8)
- 1978** - Donn Thompson, 400m (45.96); Conrad Suhr, 800m (1:48.8), Greg Foster, HH (13.63); Mike Tully, PV (18-8.75); Willie Banks, TJ (54-11); Dwayne Joseph, HJ (7-1)
- 1979** - Greg Foster, 200m (20.35); Greg Foster, HH (13.47); Chip Benson, TJ (53-7.25); Dave Laut, SP (68-6)
- 1980** - Greg Foster, HH (13.43); Andre Phillips, IH (50.96); Lee Balkin, HJ (7-2); Chip Benson, TJ (52-6.25); Mile Relay (3:08.3)
- 1981** - Eric Brown, 100m (10.37); Andre Phillips, IH (49.81); Mark Anderson, Decathlon (7,809 pts.)
- 1982** - Eric Brown, 100m (10.25); Eric Brown, 200m (20.41w); Del Davis, HJ (7-3); Anthony Curran, PV (18-2.50); Steve Ortiz, 10,000m (28:22.93)
- 1983** - Marcus Allen, HH (13.74)
- 1984** - Steve Kerho, HH (13.93); John Brenner, SP (69-2); John Brenner, DT (188-7)
- 1985** - Steve Kerho, HH (13.98); Steve Kerho, IH (50.78)
- 1986** - Mike Powell, LJ (26-5); Mike Marsh, 100m (10.29); Kevin Young, 400mIH (49.02)
- 1987** - Jim Banich, SP (63-5.50); Jim Banich, DT (194-3); Danny Everett, 400m (45.52); Kevin Young, 400mIH (50.06); Henry Thomas, 200m (20.24); 400m Relay (39.46); Mile Relay (3:07.49)
- 1988** - Mike Marsh, 100m (10.23); Danny Everett, 400m (44.34); Kevin Young, 400mIH (48.71); 400m Relay (38.59); 4x400m Relay (3:05.60)
- 1989** - Kevin Williams, 100m (10.65); Steve Lewis, 400m (45.87); 4x400m Relay (3:08.12); Brian Blutreich, DT (194-9); David Wilson, HT (224-8)
- 1990** - Steve Lewis, 400m (46.10); Brian Blutreich, DT (188-10)
- 1991** - Eric Bergreen, SP (61-7.50); David Bunevacz, JT (234-1)
- 1992** - Tony Miller, 100m (10.18); Tony Miller, 200m (20.51); McArthur Anderson, LJ (24-11); Charles Rogers, TJ (53.9w)
- 1993** - Derrick Baker, 400m (46.08); Ross Flowers, 110mH (13.84); 400m Relay (39.62); 4x400m Relay (3:09.18); Charles Rogers, TJ (51-10); Derrick Baker, LJ (25-0.50); John Godina, SP (65-4.25); John Godina, DT (198-0); Erik Smith, JT (247-0)
- 1994** - Marcus Reed, 100m (10.47); Marcus Reed, 200m (20.57); 400m Relay (39.69); John Godina, SP (64-3.75); John Godina, DT (189-7)
- 1995** - Ato Boldon, 100m (10.08); Ato Boldon, 200m (20.08); Rich Pitchford, HJ (7-2.50); John Godina, SP (71-4.75); John Godina, DT (211-9); Greg Johnson, JT (252-1)
- 1996** - Ato Boldon, 100m (10.03); Ato Boldon, 200m (20.00); Mike Terry, 800m (1:48.92); Mebrahtom Keflezighi, 5000m (14:15.20); 400m Relay (39.60); Scott Slover, PV (17-4.50); Mark Parlin, SP (64-8)
- 1997** - Mebrahtom Keflezighi, 5000m (13:47.95); Brian Fell, 400mIH (50.33); Josh Johnson, JT (230-1)
- 1998** - Brian Fell, 400mIH (50.79); 400m Relay (39.52); Scott Slover, PV (18-2.50); Mel Moutry, TJ (52-2.50)
- 1999** - Wade Tift, SP (60-4)
- 2000** - Michael Granville, 400m (46.49)
- 2001** - Scott Moser, DT (199-4)
- 2002** - Scott Moser, DT (194-1); Scott Wiegand, SP (64-1.75)
- 2003** - Dan Ames, SP (63-5.50); Dan Ames, DT (196-4); Juaune Armon, LJ (26-1)
- 2004** - Dan Ames, SP (65-0); Dan Ames, DT (185-11); Dan Ames, HT (210-8); Juaune Armon, LJ (25-10); Ben Aragon, 800m (1:48.45); Brandon Johnson, 400mH (48.85)
- 2005** - Brandon Johnson, 400mH (49.34); Yoo Kim, PV (17-9); Jon Rankin, 1500m (3:44.61)
- 2006** - Greg Garza, DT (194-1); Boldizsar Kocsor, HT (219-1)
- 2007** - Kevin Craddock, 110mH (13.48); Brandon Johnson, 400mH (50.03); Michael Johnson Jr., TJ (51-4.25); Greg Garza, DT (208-11)
- 2008** - Kevin Craddock, 110mH (13.58), Bobby Talley, PV (17-1), Greg Garza, DT (198-10), Boldizsar Kocsor, HT (224-10)
- 2009** - Boldizsar Kocsor, HT (219-5); 4x100m relay (39.77)
- 2010** - 4x100m Relay (39.66)
- 2011** - Cory Primm, 800m (1:47.57); Greg Woepse, PV (17-1.50)
- 2012** - Matthew Kosecki, DT (193-8); Alec Faldermeyer, HT (219-9)
- 2013** - Mike Woepse, PV (17-11); Julian Wruck, DT (214-7)
- 2014** - Nicholas Scarvelis, SP (63-10.25); Julian Wruck, DT (210-9)
- 2015** - Nicholas Scarvelis, SP (19.64m)
- 2016** - Nicholas Scarvelis, SP (67-4.75); Nicholas Scarvelis, DT (187-10)

UCLA'S WOMEN'S NATIONAL CHAMPIONS

2009 — Nicole Leach - 400mH (55.39)
2007 — Nicole Leach - 400mH (54.32); Rhonda Watkins - LJ (22-10, outdoor); LJ (21-6.75 indoor)
2006 — Chelsea Johnson - Indoor Pole Vault (14-9)
2005 — Monique Henderson - 400m (50.10); Candice Baucham - Triple Jump (46-2)
2004 — Sheena Johnson - 400mH (53.54); Chelsea Johnson - Pole Vault (14-1.25)
2003 — Sheena Johnson - 400mH (54.34); Lena Nilsson - 800m (2:05.13), indoor.
2002 — Jessica Cosby - Shot Put (57-0¹/₂); Darnesha Griffith - High Jump (6-0); Darnesha Griffith - High Jump (6-0³/₄), indoor; Lena Nilsson - 1500m (4:12.60); Tracy O'Hara - Pole Vault (13-9¹/₄); Chaniqua Ross - Discus (182-0); Distance Medley Relay (Tiffany Burgess, Monique Henderson, Jessica Marr, Lena Nilsson) - 10:58.19, indoor.
2001 — Christina Tolson - Shot Put (57-0³/₄); Christina Tolson - Shot Put (55-9³/₄), indoor
2000 — Seilala Sua - Shot Put (56-11¹/₂); Seilala Sua - Discus (200-09); Tracy O'Hara - Pole Vault (14-5¹/₃); Seilala Sua - Shot Put (56-8), indoor; Tracy O'Hara - Pole Vault (14-6), indoor; Keyon Soley - Long Jump (21-4³/₄), indoor.
1999 — Joanna Hayes - 400mH (55.16); Seilala Sua - Shot Put (57-9) and Discus (210-10)
1998 — Seilala Sua - Discus (210-8)
1997 — Seilala Sua - Discus (200-6); Amy Acuff - High Jump (6-3¹/₄ i), indoor
1996 — Amy Acuff - High Jump (6-4¹/₂); Valeyta Althouse - Shot Put (57-11), indoor
1995 — Amy Acuff - High Jump (6-5), (6-5¹/₂) indoor; Valeyta Althouse - Shot Put (59-11³/₄); Dawn Dumble - Discus (187-2); Dawn Dumble - Shot Put (57-8¹/₂), indoor
1994 — Karen Hecox - 3000m (9:22.63); Amy Acuff - High Jump (6-2¹/₄) indoor
1993 — Dawn Dumble - Shot Put (56-4)
1992 — Dawn Dumble - Shot Put (56-11¹/₂ i) indoor
1991 — Janeene Vickers - 400m H (55.65); Tracie Millett - Shot Put (54-11) indoor
1990 — Tracie Millett - Discus (183-9) and Shot Put (53-6³/₄); Janeene Vickers - 400m H (55.40); Tracie Millett - Shot Put (51-11) indoor
1989 — Janeene Vickers - 400m H (55.27)
1988 — Gail Devers - 100m (10.86w); 4 x 400 Relay (Phillips, Devers, Knighten, Vickers) - 3:29.82
1986 — Toni Lutjens - Discus (183-2)
1984 — Tonya Alston - High Jump (6-1¹/₄)
1983 — Jackie Joyner - Heptathlon (6365); Florence Griffith - 400m (50.94); Michele Bush - 1500m (4:19.98)
1982 — Jackie Joyner - Heptathlon (6099); Florence Griffith - 200m (22.39)
1980 — 2-Mile Relay - (Ralston, Ward, Warner, Goen) 8:41.64
1978 — Evelyn Ashford - 200m (22.91); Modupe Oshikoya - Long Jump (21-6¹/₂)
1977 — Evelyn Ashford - 100m (11.32) and 200m (23.0); Karin Smith - Javelin (197-9); 880y Medley Relay - (Ashford, Oshikoya, Roberson, Weston) (1:39.4); 2 Mile Relay - (Chisam, Keyes, Roberson, Weston) 8:42.1.
1976 — Karin Smith - Javelin (161-6)
1975 — Julie Brown - Mile (4:40.6) and 2 Mile (10:11.2); Monette Driscoll - Discus (156-5); Kate Schmidt - Javelin (1981); 880y Medley Relay - (Butler, Huggard, White, A'Harrah) 1:45.0
1974 — Francie Larrieu - 880 (2:10) and Mile (4:59.4) and 2 Mile (10:56.6)


Women's National Champions By Event	
59 Outdoor/17 Indoor	
100m	2
200m	3
400m	1
880y	1
800m	1 (1 indoor)
1500m	2
Mile	2
3000m	1
2-Mile	2
400 Hurdles	8
400 Relay	1
2Mile Relay	2
880 Medley Relay	2
Distance Medley Relay	1
High Jump	4 (4 indoor)
Long Jump	2 (2 indoor)
Triple Jump	1
Shot Put	7 (7 indoor)
Pole Vault	3 (2 indoor)
Discus	9
Javelin	3
Heptathlon	2

UCLA's Women's NCAA Outdoor Finishes

Year	Place	Host/Site	Points	Champion (Pts)
2016	---	Oregon	0	Arkansas (72)
2015	---	Oregon	0	Oregon (59)
2014	37th (tie)	Oregon	6	Texas A&M (75)
2013	20th	Oregon	13	Kansas (60)
2012	21st (tie)	Drake	14	LSU (76)
2011	34th (tie)	Drake	8	Texas A&M (49)
2010	25th	Oregon	10.5	Texas A&M (72)
2009	16th (tie)	Arkansas	15	Texas A&M (50)
2008	29th (tie)	Drake	9	LSU (67)
2007	5th	Sacramento	30	Arizona St. (60)
2006	14th (tie)	Sacramento	18	Auburn (57)
2005	2nd	Sacramento	48	Texas (55)
2004	1st	Austin	69	UCLA (69)
2003	8th	Sacramento	28	LSU (54)
2002	2nd	LSU	72	South Carolina (82)
2001	2nd	Oregon	55	USC (64)
2000	3rd	Duke	46	LSU (53)
1999	2nd	Boise	60	Texas (62)
1998	2nd	Buffalo	55	Texas (60)
1997	3rd	Indiana	56	LSU (63)
1996	9th (tie)	Oregon	26	LSU (81)
1995	2nd	Tennessee	58	LSU (69)
1994	3rd	Boise	42	LSU (86)
1993	3rd	New Orleans	38	LSU (93)
1992	22nd (tie)	Texas	10	LSU (87)
1991	4th	Oregon	35	LSU (78)
1990	2nd	Duke	46	LSU (53)
1989	2nd	BYU	47	LSU (86)
1988	2nd	Oregon	58	LSU (61)
1987	6th (tie)	LSU	27	LSU (62)
1986	7th (tie)	Indianapolis	25	Texas (65)
1985	4th (tie)	Texas	45	Oregon (52)
1984	30th	Oregon	18	Florida St. (145)
1983	1st	Houston	116¹/₂	UCLA (116¹/₂)
1982	1st	BYU	153	UCLA (153)
1981	2nd (IAAW)	Texas	57	Tennessee (61)
1980	5th (IAAW)	Oregon	30	CSU Northridge (59)
1979	45th (IAAW)	Michigan St.	2	CSU Northridge (67)
1978	2nd (IAAW)	Tennessee	47	CSU Northridge (57)
1977	1st (IAAW)	UCLA	86	UCLA (86)
1976	8th (IAAW)	Kansas St.	19	Prairie View A&M (60)
1975	1st (IAAW)	Oregon St.	89	UCLA (89)
1974	2nd (IAAW)	Texas Woman's	68	Prairie View A & M (84)



Candice Baucham won the 2005 NCAA Outdoor triple jump title with an NCAA Meet and Collegiate Record jump of 46-2.



2016 - UCLA athletes did not score at University of Oregon

Kylie Price - 18th, LJ (19-10.25)
 Jessie Maduka - 21st., LJ (19-7)
 4x100m relay (Acolatse, Maduka, Annelus, Price) - 15th (44.41)

2015 - UCLA athletes did not score at University of Oregon

Zibby Boyer - 16th, HJ (5'9.75")
 4x100m relay (S. Lewis, Maduka, Hunter, A, Lewis) - 22nd (45.48)
 Tatum Souza - 17th, Hep (5,604 pts)
 Bronte Golick - 17th, 10k (34:45.65)

2014 - UCLA, 37th (6 points) at University of Oregon

Brea Buchanan - 17th, 100m Hurdles (13.53)
 Trinity Wilson - 18thT, 100m Hurdles (13.55)
 Zibby Boyer - 18th, HJ (5'7.75")
 Natasha Kolbo - 13th, PV (13'3.5")
 Kylie Price - 3rd, LJ (21'1.25")
 Lexy Walker - 19th, Heptathlon (5116 points)

2013 - UCLA, 20th (13 points) at University of Oregon

Ida Storm - 5th, HT (214-5)
 Kylie Price, 6th, LJ (20-11.75)
 Turquoise Thompson, 3rd, 400mH (54.99)
 Tatum Souza, 9th, Heptathlon (5691 points)

2012 - UCLA, 21stT (14 points) at Drake University

Turquoise Thompson - 2nd, 400mH
 Kylie Price - 7th, LJ (21-1.25)
 Ida Storm - 5th, HT (207-11)

2011 - UCLA, 34thT (8 points) at Drake University

Turquoise Thompson - 2nd, 400mH (55.65)

2010 - UCLA, 25th (10 points) at University of Oregon

Tori Peña-3rd, PV (14-1.25)
 Katy Viuf-4th, PV (13-9.25)

2009 - UCLA, 16thT (15 points) at University of Arkansas

Nicole Leach-1st, 400mH (55.39)
 Rhonda Watkins - 4th, LJ (21-5.50)

2008 - UCLA, 29thT (9 points) at Drake University

Nicole Leach-2nd, 400m Hurdles (54.62)
 4x400m (Wisdom, Lacy, K. Curry, Leach)-8th (3:34.47)

2007 - UCLA, 5th (30 points) at Sacramento State

Nicole Leach-1st, 400mH (54.32)
 4x400m (Monthe, Wisdom, Lacy, Leach)-4th (3:30.46)
 Rhonda Watkins-1st, LJ (22-10)/5th, HJ (6-0)
 Ingrid Kantola-8th, PV (13-3.50)

2006 - UCLA, 14th (18 points) at Sacramento State

Dawn Harper-4th, 100mH (12.91)
 Chelsea Johnson-2nd, PV (13-11.25)
 Nicole Leach-4th, 400mH (55.93)

2005 - UCLA, 2nd (48 points) at Sacramento State

Monique Henderson-1st, 400m (50.10)
 Dawn Harper-3rd, 100mH (12.99)
 Candice Baucham-1st, TJ (46-2)/5th, LJ (20-9.25)
 Jessica Cosby-3rd, SP (55-1.50)/3rd, HT (209-6)
 Kamaiya Warren-3rd, DT (183-3)


2004 - UCLA, 1st (69 points) at University of Texas

Monique Henderson-2nd, 400m (50.62)
 Sheena Johnson-3rd, 100mH (12.75)/1st, 400mH (54.53)
 Dawn Harper-8th, 100mH (13.41)
 4x100m (Roseby, S. Johnson, McKinnon, Henderson)-2nd (43.49)
 4x400m (Roseby, S. Johnson, McKinnon, Henderson)-4th (3:28.85)
 Sheena Gordon-4th, HJ (6-1.50)
 Chelsea Johnson-1st, PV (14-1.25)
 Jackie Nguyen-5th, PV (13-5.25)
 Jessica Cosby-2nd, HT (219-5)
 Cari Soong-5th, HT (211-3)

2003 - UCLA, 8th (28 points) at Sacramento State

Monique Henderson-7th, 400m (52.13)
 Lena Nilsson-2nd, 1500m (4:09.86)
 Sheena Johnson-8th, 100mH (13.09)/1st, 400mH (54.24)
 Ysanne Williams-6th, 400mH (56.84)
 Cari Soong-5th, HT (208-3)






VICKERS



MILLETT



DEVERS



ALSTON

2002 - UCLA, 2nd (72 points) at Louisiana State University

Monique Henderson-7th, 400m (52.31)
 Lena Nilsson-1st, 1500m (4:12.60)
 Sheena Johnson-4th, 400mH (55.71)
 4x400m (Ogunleye, McKinnon, S. Johnson, Henderson)-3rd (3:28.79)
 Darnesha Griffith-1st, HJ (6-0)
 Tracy O'Hara-1st, PV (13-9¹/₄)
 Jessica Cosby-1st, SP (57-0¹/₄)
 Chaniqua Ross-1st, DT (182-0)
 Lara Saye-5th DT (175-2)
 Cari Soong-4th, HT (209-7)

2001 - UCLA, 2nd (55 points) at University of Oregon

Shakedia Jones-2nd, 100m (11.10w)
 Ysanne Williams-7th, 800m (2:06.87)
 Michelle Perry-7th, 400mH (59.64)/2nd, Heptathlon (5759 points)
 4x400m (Perry, S. Johnson, Williams, McKinnon)-5th (3:36.09)
 Tracy O'Hara-2ndT, PV (13-9¹/₄)
 Christina Tolson-1st, SP (57-0)/2nd, HT (215-0)
 Chaniqua Ross - 3rd, DT (180-9)

2000 - UCLA, 3rd (47 points) at Duke University

Shakedia Jones-6th, 100m (11.55)
 Michelle Perry-4th, 400mH (56.50)
 Tracy O'Hara-1st, PV (14-5¹/₄)
 Seilala Sua-1st, SP (56-11¹/₂)/1st, DT (200-9)
 Christina Tolson-5th, SP (52-9¹/₂)/5th, HT (203-6)
 Cari Soong-8th, HT (197-7)

1999 - UCLA, 2nd (60 points) at Boise State University

Shakedia Jones-7th, 100m (11.23)
 Joanna Hayes-3rd, 100mH (12.89)/1st, 400mH (55.16)
 4x100m (Perry, Jones, Anderson, Soley)-3rd (43.81)
 4x400m (Williams, Anderson, Soley, Perry)-3rd (3:29.41)
 Tracy O'Hara-2nd, PV (13-1¹/₂)
 Keyon Soley-7th, LJ (20-11³/₄)
 Seilala Sua-1st, SP (57-9)/1st, DT (210-10)

1998 - UCLA, 2nd (55 points) at University of Buffalo

Shakedia Jones-2nd, 100m (11.15w)/3rd, 200m (22.97)
 Joanna Hayes-8th, 100mH (13.50w)
 4x400m (Perry, Jones, Anderson, Grant)-4th (43.82)
 Deana Simmons-4th, TJ (43-3³/₄)
 Nada Kavar-3rd, SP (58-4¹/₂)/6th, DT (184-0)
 Seilala Sua-6th, SP (56-2)/1st, DT (210-8)
 Suzy Powell-4th, DT (187-2)/8th, JT (170-7)
 Rachele Noble-7th, HT (181-4)

1997 - UCLA, 3rd (56 points) at Indiana University-Bloomington

Joanna Hayes-7th, 400mH (57.92)
 4x100m (Grant, Anderson, Malco, Hayes)-6th (44.76)
 Seilala Sua-3rd, SP (55-8¹/₄)/1st, DT (200-6)
 Nada Kavar-4th, SP (55-4)/6th, DT (177-3)
 Suzy Powell-2nd, DT (198-7)/2nd, JT (179-2)
 Rachele Noble-8th, DT (172-0)/7th, HT (188-4)

1996 - UCLA, 9thT (26 points) at University of Oregon

Amy Acuff-1st, HJ (6-4¹/₂)
 Valeyta Althouse-2nd, SP (58-8)
 Suzy Powell-2nd, DT (193-7)

1995 - UCLA, 2nd (58 points) at University of Tennessee

Karen Hecox-3rd, 3000m
 4x400m (Noel, Burrell, Malco, Scott)-4th (3:33.52)
 Amy Acuff-1st, HJ (6-5)
 Valeyta Althouse-1st, SP (59-11³/₄)
 Dawn Dumble-2nd, SP (56-6¹/₄)/1st, DT (187-2)
 Suzy Powell-5th, DT (176-2)
 Sheila Burrell-4th, Heptathlon (5720 points)

1994 - UCLA, 3rd (42 points) at Boise State University

Karen Hecox-1st, 3000m (9:22.63)
 Beth Bartholomew-7th, 5000m (16:45.17)
 Keisha Marvin-2nd, 400mH (56.62)
 Amy Acuff-2nd, HJ (6-2¹/₄)
 Roshanda Glenn-3rd, TJ (44-4w)
 Valeyta Althouse-2nd, SP (57-6¹/₄)

1993 - UCLA, 3rd (38 points) at New Orleans

4x400m (Tochluk, Burrell, Blunt, Noel)-6th (3:32.62)
 Roshanda Glenn-2nd, TJ (43-9³/₄)
 Dawn Dumble-1st, SP (56-4)/2nd, DT (183-2)
 Jennifer Whelchel-7th, SP (51-4¹/₂)
 Valeyta Althouse-8th, SP (51-0³/₄)
 Marieke Veltman-3rd, Heptathlon (5656 points)

1992 - UCLA, 22nd (10 points) at University of Texas

Dawn Dumble-4th, SP (52-3¹/₂)/4th, DT (171-5)

1991 - UCLA, 4th (35 points) at University of Oregon

Janeene Vickers-1st, 400mH (55.65)
 Tracie Millett-2nd, DT (179-0)/3rd, SP (55-9¹/₂)
 Dawn Dumble-4th, SP (54-9¹/₂)/5th, DT (170-6)
 Melisa Weis-7th, SP (52-11)

1990 - UCLA, 2nd (46 points) at Duke University


Janeene Vickers-1st, 400mH (55.40)/4th, 100mH (13.05w)
 4x100m (Hopper, Burnham, Sedwick, Vickers)-3rd (44.30)
 4x400m (J. Johnson, Burnham, Sedwick, Vickers)-4th (3:32.88)
 Tracie Millett-1st, DT (183-9)/1st, SP (53-6³/₄)




JOYNER



GRIFFITH



GRIFFITH & BOLDEN



OSHIKOYA

NCAA CHAMPIONSHIP HISTORY/ALL-TIME RESULTS



ASHFORD



SMITH



STORM



SCHMIDT



KEYES



LARRIEU

1989 - UCLA, 2nd (47 points) at Brigham Young University

Janeene Vickers-1st, 400mH (55.27)/4th, 100mH (13.25)
4x400m (J. Johnson, Sedwick, C. Smith, Vickers)-2nd (3:32.13)
Kris Larson-5th, SP (50-2³/₄)/2nd, DT (187-3)
Tracie Millett-3rd, DT (170-6)
Tonya Sedwick-3rd, Heptathlon (5765 points)

1988 - UCLA, 2nd (58 points) at University of Oregon

Gail Devers-1st, 100m (10.86w)/2nd, LJ (21-6)
Janeene Vickers-4th, 400mH (56.10)
4x100m (Phillips, Parros, C. Smith, Devers)2nd (43.74)
4x400m (Phillips, Devers, Knighten, Vickers)-1st (3:29.82)
Tracie Millett-3rd, DT (180-5)
Kris Larson-4th, DT (178-1)

1987 - UCLA, 6thT (27 points) at Louisiana State University

Gail Devers-2nd, 100m (11.30)
Polly Plumer-7th, 3000m (9:09.28)
Nicolle Thompson-8th, 100mH (13.60)
4x100m (Thompson, Phillips, Church, Devers)-4th (43.74)
4x400m (Knighten, Phillips, Kellon, Devers)-4th (3:32.10)
Toni Lutjens-3rd, DT (180-3)

1986 - UCLA, 7thT (25 points) at Indiana University-Purdue/Indianapolis

Gail Devers-4th, 100mH (13.15)/2nd, LJ (21-5¹/₄)
Gayle Kellon-7th, 400m H (58.18)
Toni Lutjens-1st, DT (183-2)

1985 - UCLA, 4thT (45 points) at University of Texas

Gail Devers-6th, 100m (11.83)/6th, 200m (23.14)/6th, 100mH (13.34)
Jackie Joyner-3rd, 100mH (13.00)/2nd, 400mH (55.19)
4x100m (Bailey, Joyner, Phillips, Devers) (43.99)
4x400m (Kellon, Bailey, Phillips, Joyner-5th (3:33.87)

1984 - UCLA, 30th (18 points) at University of Oregon

Tonya Alston-1st, HJ (6-1¹/₄)
** results missing

1983 - UCLA, 1st (116.5 points) at University of Houston

Florence Griffith-2nd, 200m (22.42)/1st, 400m (50.94)
Michele Bush-1st, 1500m (4:19.98)
Jackie Joyner-8th, 100mH (13.99)/1st, Heptathlon (6365 points)/3rd, LJ (21-7¹/₄)
4x100m (Jerald, Joyner, Nedd, Griffith)-5th (43.98)
4x400m-Emerson, Griffith, Joyner, Nedd)-6th (3:33.94)
Susie Ray-6th, JT (168-3)/5th, Heptathlon (5706 points)
Tonya Alston-8th, Heptathlon (5591 points)

1982 - UCLA, 1st (153 points) at Brigham Young University

Jeanette Bolden-2nd, 100m (11.12)/3rd, 200m (24.07)
Florence Griffith-5th, 100m (11.14)/1st, 200m (22.39)
LaShon Nedd-4th (52.93)/8th, 100m (11.27)/5th, 200m (23.20)
Arlise Emerson-5th, 400m (53.26)
Michele Bush-4th, 1500m (4:21.65)
Linda Goen-5th, 1500m (4:21.92)
4x100m (Jerald, Griffith, Joyner, Bolden)-3rd (44.02)
4x400m (Cumbess, Emerson, Joyner, Nedd)-3rd (3:30.44)
Jackie Joyner-2nd, LJ (21-8¹/₄)
Jacque Nelson-4th, JT (173-5)
Jackie Joyner-1st, Heptathlon (6099 points)
Susie Ray-4th, Hepathlon (5511 points)

1981 - UCLA, 2nd (57 points) at University of Texas

Jeanette Bolden-3rd, 100m (11.28)
Florence Griffith-2nd, 200m (23.11)
Arlise Emerson-3rd, 400m (52.49)
Linda Goen-4th, 1500m (4:17.59)
4x100m (Bolden, Howard, Griffith, Jerald)-2nd (44.49)
4x200m Medley (Jerald, Bolden, Griffith, Howard)-2nd (1:37.41)
4x400m (Cumbess, Howard, Emerson, Fowler)-2nd (3:32.08)
Jacque Nelson-5th, JT (169-2)
Jackie Joyner-3rd, Heptathlon (5578 points)

1980 - UCLA, 5th (30 points) at University of Oregon

Cynthia Warner-4th, 800m (2:06.01)
Linda Goen-2nd, 1500m (4:16.19)
4x400m (Emerson, Law, Cumbess, Fowler)-2nd (3:37.70)
2-Mile Relay (Ralston, Ward, Warner, Goen)-1st (8:41.64)

1979 - UCLA, 45th (30 points) at Michigan State University

2-Mile Relay (Chisam, Ward, Ralston, Warner)-5th (8:46.14)
** results missing

1978 - UCLA, 2nd (47 points) at University of Tennessee

Evelyn Ashford-1st, 200m (22.91)/2nd, 100m (11.42)
Modupe Oshikoya-2nd, 100mH (13.49)/1st, LJ (21-6¹/₂)
Sprint Medley Relay (Ashford, Gourdine, Oshikoya, Roberson)-3rd (1:39.7)
2-Mile Relay (Chisam, Keyes, Ralston, Roberson)-4th (8:46.2)

1977 - UCLA, 1st (86 points) at UCLA

Evelyn Ashford-1st, 100m (11.32)/1st, 200m (23.0)
Kathy Weston-3rd, 4oom (53.07)
Debbie Roberson-5th, 800m (2:07.5)
Kate Keyes-5th, 1500m (4:21.0)
Modupe Oshikoya-2nd, 100mH (13.37w)/3rd, LJ (20-5¹/₄)
880y Medley Relay (Ashford, Oshikoya, Roberson, Weston)-1st (1:39.4)
Mile Relay (Ashford, Oshikoya, Venezia, Weston)-2nd (3:40.1)
2-Mile Relay (Chisam, Keyes, Roberson, Weston)-1st (8:42.1)
Chris Remmling-4th, HJ (5-9)
Karin Smith-1st, JT (197-9)

1976 - UCLA, 8th (19 points) at Kansas State University

Evelyn Ashford-2nd, 100m (11.60)
Lisa Vogelsang-6th, DT (140-9¹/₂)
Karin Smith-1st, JT (161-6)

1975 - UCLA, 1st (89 points) at Oregon State University

Debbie Roberson-4th, 440 (55.87)
Julie Brown-1st, Mile (4:40.6)/1st, 2-Mile (10:11.2)/2nd, 880 (2:08.5)
Kate Keyes-2nd, Mile (4:42.1)/2nd, 2-Mile (10:12.5)/6th, 880 (2:09.8)
Clydine Crowder-5th, 100mH (14.97)/4th, 400mH (61.96)
880y Medley Relay (Butler, Huggard, White, A'Harrah)-1st (1:45.0)
Monette Driscoll-1st, DT (156-5)
Kate Schmidt-1st, JT (198-1)

1974 - UCLA, 2nd (68 points) at Texas Women's University

Francie Larrieu-1st, 880 (2:10)/1st, Mile (4:59.4)/1st, 2-Mile (10:56.6)
Julie Brown-3rd, 880 (2:11.9)/2nd, Mile (4:59.4)/2nd, 2-Mile (10:57.1)
Claire Choate-5th, Mile (5:00.8)/3rd, 2-Mile (10:59.6)
Mile Relay (Larrieu, Brown, Raymond, Huggard)-2nd (3:58.0)

NCAA Men's Champions

- 1935 - James LuValle, 440y, 47.7
- 1938 - Bill Lacefield, LJ, 25-2¹/₈
- 1940 - Jackie Robinson, LJ, 24-10¹/₄
- 1947 - Ray Maggard, PV (tie for first), 14-0
- 1949 - Craig Dixon, 120yHH, 13.9 and 220yLH, 22.7
- 1951 - George Brown, LJ, 24-5³/₄
- 1952 - George Brown, LJ 25-4⁷/₈
- 1956 - Ron Drummond, DT, 173-0¹/₂; Nick Dyer, HJ (tie for first), 6-6¹/₄
- 1960 - Jim Johnson, HH, 14.0
- 1962 - Kermit Alexander, TJ, 50-11¹/₄
- 1965 - Bob Day, Mile, 4:01.8
- 1966 - Tom Jones, 220 yd dash, 20.9; Ron Copeland, 110mH, 13.6; 440y Relay (Tom Jones, Bob Frey, Ron Copeland, Norman Jacson), 39.9; Mile Relay (Gene Gall, Don Domansky, Ron Copeland, Bob Frey), 3:07.5
- 1968 - Jon Vaughn, PV, 17-1; Steve Marcus, SP, 61-7³/₄
- 1969 - Mile Relay (John Smith, Len Van Hofwegen, Andy Young, Wayne Collett), 3:03.4
- 1970 - Mile Relay (Bob Langston, John Smith, Brad Lyman, Wayne Collett), 3:06.1
- 1971 - Mile Relay (Warren Edmonson, Reggie Echols, John Smith, Wayne Collett), 3:04.4; John Smith, 440y, 45.3
- 1972 - Mile Relay (Reggie Echols, Ron Gaddis, Benny Brown, John Smith), 3:05.3; John Smith, 400m, 44.5; Warren Edmonson, 100m, 10.1; James Butts, TJ, 53-2¹/₄, wind-aided
- 1973 - Mile Relay (Ron Gaddis, Gordon Peppers, Maxie Parks, Benny Brown), 3:04.3; Finn Bendixen, LJ, 25-10¹/₂; Milan Tiff, TJ, 54-2³/₄
- 1974 - Mile Relay (Lynnsey Guerrero, Benny Brown, Jerome Walters, Jr., Maxie Parks), 3:06.6; Jerry Herndon, LJ, 26-6¹/₄
- 1975 - Benny Brown, 440y, 45.34

- 1977 - James Owens, 110mH, 13.49
- 1978 - Greg Foster, 110mH, 13.22MR; Mike Tully, PV, 18-1³/₄; Dave Laut, SP, 66-1¹/₄; Mike Tulley, PV, 18-5¹/₄, indoor
- 1979 - Greg Foster, 200m, 20.22; Dave Laut, SP, 66-11¹/₂
- 1980 - Greg Foster, 110mH, 13.42; Mark Anderson, Decathlon, 7893
- 1981 - Andre Phillips, 400mIH, 49.12
- 1982 - Del Davis, HJ, 7-7¹/₄ (tie)
- 1984 - John Brenner, SP, 71-11¹/₄; John Brenner, DT, 208-2
- 1987 - Jim Connolly, Decathlon, 8121; Kevin Young, 400mIH, 48.90; 1600m Relay (Anthony Washington 47.0, Kevin Young 44.7, Henry Thomas 44.0, Danny Everett 44.9), 3:00.55
- 1988 - Danny Everett, 400m, 44.52; Kevin Young, 400mIH, 47.85MR; 1600m Relay (Steve Lewis 45.1, Kevin Young 44.3, Danny Everett, 45.4, Henry Thomas 45.1), 2:59.91CR
- 1990 - Steve Lewis, 400m, 45.19
- 1991 - Eric Bergreen, SP, 62-10³/₄, indoor
- 1993 - Erik Smith, JT, 259-10
- 1994 - John Godina, DT, 198-5; John Godina, SP, 65-8³/₄, indoor
- 1995 - Ato Boldon, 200m, 20.24; John Godina, SP, 72-2¹/₄MR; John Godina, DT, 202-4; Greg Johnson, JT, 244-3; John Godina, SP, 66-11¹/₄, indoor
- 1996 - Ato Boldon, 100m, 9.92MR; Jonathan Ogden, SP, 63-8 indoor
- 1997 - Mebrahtom Keflezighi, 5000m, 13:44.17; Mebrahtom Keflezighi, 10,000m, 28:51.18; Mebrahtom Keflezighi, 5,000m, 13:52.72 indoor.
- 1999 - 4x400m Relay (Michael Granville, Terrence Williams, Malachi Davis, Brian Fell), 3:02.12; Distance Medley Relay (Jess Strutzel, 1200m, Brian Fell, 400m, Michael Granville, 800m, Mark Hauser, Mile), 9:33.17AR indoor
- 2000 - Jess Strutzel, 800m, 1:46.57, indoor
- 2013 - Julian Wruck, DT, 213-1



NCAA Outdoor & Indoor Champions

(By Event, 71 Total: 63 outdoor, 8 indoor)

- | | |
|-------------------------------|------------------------------------|
| 100m-2 | 1600m/Mile Relay-10 |
| 200m/220y-3 | Distance Medley Relay - 1 (indoor) |
| 400m/440y-6 | High Jump-2 |
| 800m-1 (indoor) | Long Jump-6 |
| 1500m/Mile-1 | Triple Jump-3 |
| 5,000m-2 (including 1 indoor) | Pole Vault-4 (including 1 indoor) |
| 10,000m-1 | Shot Put-9 (including 4 indoor) |
| 110m/120yHH-6 | Discus-5 |
| LH/IH-1 | Javelin-2 |
| 400mIH-3 | Decathlon-2 |
| 400m/440y Relay-1 | |

UCLA has won eight outdoor national championships
1956, 66, 71, 72, 73, 78, 87, 88

NCAA and USA Track & Field Double Winners

Eight Bruins have won the NCAA and USA Track & Field championship in the same event in the same year a total of nine times. The only man to do it twice was long jumper George Brown in 1951-52. The most recent was 400m performer Steve Lewis in 1990.

- 1938 - William Lacefield, long jump, 25-2 NCAA, 25-0¹/₄ AAU
- 1949 - Craig Dixon, high hurdles, 13.9 NCAA, 13.8 AAU, and low hurdles, 22.7 NCAA, 22.6 AAU
- 1951 - George Brown, long jump, 24-5³/₄ NCAA, 24-8¹/₂ AAU
- 1952 - George Brown, long jump, 25-4³/₄ NCAA, 25-9 AAU
- 1956 - Ron Drummond, discus throw, 173-0 NCAA, 180-3 AAU
- 1971 - John Smith, 440 yard dash, 45.3 NCAA, 44.5 AAU
- 1977 - James Owens, high hurdles, 13.49 NCAA, 13.49 AAU
- 1979 - Dave Laut, shot put, 66-11¹/₂ NCAA, 69-3¹/₄ AAU
- 1990 - Steve Lewis, 400m, 45.19 NCAA, 44.75 TAC

NCAA Outdoor Meet Records

Event	Record	Holder, School, Year
100m	9.89	Ngonidzashe Makush, Florida State, 2011
200m	19.87	John Capel, Florida, 1999
		Lorenzo Daniel, Miss. St., 1988
400m	44.00	Quincy Watts, USC, 1992
800m	1:43.55	Donavan Brazier Texas A&M 2016
1500m	3:35.30	Sydney Maree, Villanova, 1981
3000mSC	8:12.39	Henry Rono, WSU, 1978
5000m	13:18.36	Lawi Lalang, Arizona, 2014
10,000m	28:01.30	Suleiman Nyambui, UTEP, 1979
110mHH	13.16	Devon Allen, Oregon, 2014
400mIH	47.56	Kerron Clement, LSU, 2005
4x100m Relay	38.23	TCU, 1989 (Porter, Smith, Sholars, Stewart)
4x400m Relay	2:59.59	LSU, 2005 (Brazell, Carter, Dardar, Willie)
High Jump	7-9.75	Hollis Conway, SW Louisiana, 1989
Pole Vault	19-1	Lawrence Johnson, Tennessee, 1996
Long Jump	28-0	Erick Walder, Arkansas, 1993
Triple Jump	57-7 ³ / ₄	Keith Conner, SMU, 1982
Shot Put	72-2¹/₄	John Godina, UCLA, 1995
Discus	220-0	Kamy Keshmiri, Nevada, 1992
Hammer	265-3	Balazs Kiss, USC, 1996
Javelin	268-7 (new)	Esko Mikkola, Arizona, 1998
	295-2 (old)	Einar Vilhmalsson, Texas, 1983
Decathlon	8457	Ashton Eaton, Oregon, 2010

2016

NCAA Championships Team Standings (top 25)

1. Florida	85
2. Arkansas	56
3. Texas A&M	53
4. Oregon	45
5. LSU	40.50
6. Tennessee	27
7. Virginia	26
8. Virginia Tech	20
9. Mississippi State	18
10. Nebraska	17
10. Houston	17
12. USC	16
13. Stanford	14
13. Michigan	14
15. Purdue	13
15. Oklahoma State	12
17. Penn State	11
18. Washington	10.5
18. UCLA	10
18. Middle Tennessee State	10
22. Kentucky	10
23. Akron	10
23. Arizona	10
23. Northern Arizona	10

UCLA Men Outdoor All-Americans by Event (269)

Prior to World War II, only NCAA champions were recognized as All-Americans. From 1945-1964, the first three finishers were recognized as All-Americans; 1965-74, the first four finishers; 1975, all NCAA finalists; 1976-82, first six finishers and 1983 to the present, eight places, including American athletes. In 2011, the top eight finishers were named first-team All-Americans, 9-16 second-team honorees and 17-24 honorable mention. Only those earning first-team honors are added to the All-American list below.

100m - 7
200m/220y - 13
400m/440y - 17
800m/880y - 4
1500m/Mile - 4
3000m Steeplechase - 5
3000M/5000m - 5
6000m/10,000m - 4
High Hurdles - 19
Intermediate Hurdles - 12
4x100m/4x100y - 9
4x400m/4x440y - 14
High Jump - 7
Long Jump - 13
Triple Jump - 19
Pole Vault - 27
Shot Put - 35
Discus - 27
Hammer - 10
Javelin - 10
Decathlon - 8






LUVALLE



STRODE




ROBINSON



DIXON



BROWN



SEAMAN

1934 - UCLA 11th (11 points)
Jimmy Miller-2nd, 880y
Scott Massey-3rdT, PV
Bill Reitz-6th, JT

1935 - UCLA 14th (10 1/5 points)
Jimmy Luvalle-1st, 440y
Scott Massey-6thT, PV

1936 - UCLA had no scoring athletes

1937 - UCLA, 12thT (10 points)
Bill Reitz-2nd, JT
Tom Berkeley-5th, LH

1938 - UCLA, 12th (15 points)
Bill Laceyfield-1st, BJ
Woodrow Strode-4th, SP
Clarke Shaughnessy-6th, JT

1939 - UCLA, 20th (6 points)
Pat Turner-3rd, BJ

1940 - UCLA, 13th (17 points)
Jackie Robinson-1st, BJ
Pat Turner-4th, BJ
Bill Laceyfield-5th, BJ
Hal Sinclair-6th, 220Y

1941 - UCLA, 21st (6 points)
Paul Shoaff-4thT, HJ
Hal Sinclair-5th, 220y; 6th, 100m
Roger Hoeger-6th, SP

1942 - UCLA, 20thT (6 points)
Ray Maggard-2ndT, PV

1943 - UCLA athletes did not score

1944 - UCLA athletes did not score

1945 - UCLA athletes did not score

1946 - UCLA, 28th (5 points)
Craig Dixon-5th, LH
Ralph Gold-5th, 880y
John Pattee-6th, 2-mile

1947 - UCLA, 12th (14 3/6 points)
Ray Maggard-1stT, PV
Craig Dixon-3rd, 110mH; 6th, LH
Jerry Shipkey-5th, SP

1948 - UCLA, 30thT (6 points)
Craig Dixon-3rd, 110mH

1949 - UCLA, 2nd (31 points)
Craig Dixon-1st, 110mH/1st, LH
Bob Work-3rd, 100m
George Stanich-4thT, HJ

1950 - UCLA, 22ndT (8 points)
Cy Young-2nd, JT

1951 - UCLA, 6th (18 1/5 points)
George Brown-1st, BJ/5th, 220y
Len Eilers-6thT, PV

1952 - UCLA, 3rd (24 points)
George Brown-1st BJ/6th, 200m
Chuck Phillips-2nd, Steeple
Rod Richard-5th, 200m
Larry Carter-5th, 10,000m
Jack Sage-6th, 400mH
Len Eilers-6thT, PV

1953 - UCLA, 10th (12 3/6 points)
Rod Richard, 2nd, 220/4th, 100m
Len Eilers, 4thT, PV

1954 - UCLA athletes did not score

1955 - UCLA, 2nd (34 points)
Ron Drummond-2nd, DT
Don Vick-3rd, SP/5th, DT
Bob Seaman-3rd, Mile
Russ Ellis-3rd, 440y
Bob Hunt-4th, 2-mile
Chuck Holloway-6th, LH
Lindy Kell-6thT, PV
Mel Hill-6thT, PV

1956 - UCLA, 1st (44 7/10 points)
Ron Drummond-1st, DT
Nick Dyer, 1stT, HJ
Rafer Johnson-2nd, BJ/2nd, HH
Don Vick-2nd, DT/4th, SP
Bob Seaman-4th, 1500m
Russ Ellis-4th, 400m
Hal Miller-4thT, HJ
Dick Knaub-6th, BJ

1957 - UCLA ineligible to compete

1958 - UCLA ineligible to compete

1959 - UCLA ineligible to compete

1960 - UCLA, 3rd (31 points)
Jim Johnson-1st, 110mH
Bob Holland-2nd, 1500m
Mil Dahl-3rd, 1500m
Ron Ulrich-4th, JT
Clark Branson-5th, SP
Jack Putnam-6th, DT

1961 - UCLA, 11thT (13 points)
Clark Branson-3rd, SP
Mil Dahl-4th, Mile
Winston Doby-5th, TJ
Jack Putnam-6th, DT

1962 - UCLA, 14th T (11 points)
Kermit Alexander-1st, TJ
Mil Dahl-6th, Mile


1963 - UCLA, 33rdT (2 points)
C.K. Yang-5th, 110mH

1964 - UCLA - 45thT (2 points)
Bob Day-6th, 1500m
Dick Weeks-6th, 10,000m

1965 - UCLA, 8thT (20 points)
Bob Day-1st, Mile
Earl Clibborn-3rd, Steeple
Len Dodson-4th, 220y

1966 - UCLA 1st (81 points)
Tom Jones-1st, 220y
Ron Copeland-1st, 110mH
440y Relay (Jones, Frey, Copeland, Jackson), 1st
Mile Relay (Gall, Domansky, Copeland, Frey), 1st
Roger Johnson-2nd, 440yIH
Marc Savage-2nd, PV
Geoff Pyne-2nd, 6-Mile; 4th, 3-Mile
Dick Selby-3rd, JT
Norman Jackson-4th, 220y/6th, 100m
Doug Olmstead-5th, TJ

1967 - UCLA, 3rd (27 points)
Dick Railsback-3rd, PV
Rick Sloan-4th, PV/6th, HJ
Ron Copeland-4th, 110mH
Don Domansky-5th, 440
Gerald Lee-5th, TJ
Mile Relay (Hoyt, Domansky, Fendia, Copeland), 5th
Kirk Wassell-6th, DT
Doug Ford-6th, TJ



ALEXANDER



DAY




JONES



VAUGHN



COLLETT



1968 - UCLA, 5th (30 points)
 Jon Vaughn-1st, PV
 Steve Marcus-1st, SP
 Johnny Johnson-2nd, LJ
 Doug Ford-5th, TJ

1969 - UCLA, 5th (30 points)
 Mile Relay (Smith, Van Hofwegen, Young, Collett), 1st
 Jon Vaughn-2nd, PV
 Mark Ostoich-3rd, SP
 Steve Marcus-4th, SP
 Wayne Collett-4th, 220y
 Denny Rogers-4th, TJ
 John Johnson-5th, LJ
 Reggie Robinson-6th, 100m

1970 - UCLA, 7th (27 points)
 Mile Relay (Langston, Smith, Lyman, Collett), 1st
 Wayne Collett-2nd, 440IH
 John Smith-4th, 440y
 Jeff Sakala-4thT, PV
 Mark Ostoich-5th, SP

1971 - UCLA, 1st (52 points)
 Mile Relay (Edmonson, Echols, Smith, Collett), 1st
 Smith-1st, 440y
 Francois Tracanelli-2nd, PV
 Finn Bendixen-3rd, LJ
 Denny Rogers-3rd, TJ
 James Butts-4th, TJ
 Wayne Collett-4th, 440y
 Warren Edmonson-5th, 100m
 Mark Ostoich-5th, DT

1972 - UCLA, 1st (82 points)
 Mile Relay-Echols, Gaddis, Brown, Smith), 1st
 Warren Edmonson-1st, 100m
 John Smith-1st, 400m
 James Butts-1st, TJ
 Harry Freeman-3rd, TJ
 Dwight Stones-3rd, HJ
 Charles Rich-3rd, HH
 Jean Pierre Corval-3rd, 400mH
 Benny Brown-3rd, 400m
 Milan Tiff-4th, TJ
 Finn Bendixen-4th, LJ
 Dale Gordon-5th, DT
 Rory Kotinek-5th, Decathlon

1973 - UCLA, 1st (56 points)
 Mile Relay (Gaddis, Peppers, Parks, Brown), 1st
 Finn Bendixen-1st, LJ
 Milan Tiff-1st, TJ
 Benny Brown-2nd, 440y
 James McAlister-3rd, LJ
 Charles Rich-4th, HH
 Rory Kotinek-4th, HJ
 Maxie Parks-5th, 440y
 Dale Gordon-5th- DT

1974 - UCLA, 2nd (56 points)
 Jerry Herndon-1st, LJ
 Mile Relay (Guerrero, Brown, Walters, Parks), 1st
 Roger Freeberg-2nd, DT
 Rory Kotinek-3rd, HJ
 Francois Tracanelli-3rd, PV
 Maxie Parks-3rd, 440y
 Gordon Innes-4th, Steeple
 Ron Mooers-4th, PV
 Clarence Taylor-5th, TJ

1975 - UCLA, 2nd (42 points)
 Benny Brown-1st, 440y
 James Owens-2nd, 110mH
 Rory Kotinek-2nd, HJ
 Ron Mooers-3rdT, PV
 Clarence Taylor-3rd, TJ
 Clim Jackson-5th, 110mH
 Willie Banks-5th, LJ
 440y Relay (Owens, Wilmoth, Wilson, Brown), 6th

1976 - UCLA, 12thT (16 points)
 James Owens-2nd, 110mH
 Mike Tully-3rdT, PV
 Willie Banks-4th, TJ

1977 - UCLA, 5th (35 points)
 James Owens-1st, 110mH
 Willie Banks-2nd, TJ
 Mike Tully-2nd, PV
 Gregory Foster-3rd, HH
 4x400 Relay (Niederhaus, Leeds, Thompson, Myles), 5th
 4x100 Relay (Owens, Byles, Schaeffer, Foster), 6th

1978 - UCLA, 1st (50 points)
 Greg Foster-1st, 110mH
 Mike Tully-1st, PV
 Dave Laut-1st, SP
 Willie Banks-2nd, TJ
 James Owens-3rd, 110mH
 Charlie Brown-4th, PV
 Dwayne Joseph-5th, HJ

1979 - UCLA, 3rd (36 points)
 Greg Foster-1st, 200m
 Dave Laut-1st, SP
 Jon Warner-3rd, PV
 Anthony Curran-4th, PV
 Ted DeMill-4th, JT
 Marcus Gordien-5th, SP

1980 - UCLA, 2nd (46 points)
 Greg Foster-1st, 110mH/3rd, 200m
 Mark Anderson-1st, Decathlon
 Anthony Curran-3rd, PV
 Dokie Williams-3rd, TJ
 4x100 Relay (Williams, Brown, Banks, Foster), 4th
 Eric Brown-5th, 100m
 Chip Benson-5th, TJ

1981 - UCLA, 5th (30 points)
 Andre Phillips-1st, 400mH
 Mark Anderson-2nd, Decathlon
 Anthony Curran-2nd, PV
 Eric Brown-4th, 100m

1982 - UCLA, 5th (75 points)
 Del Davis-2nd, HJ
 Dave Daniels-3rd, Steeple
 Eric Brown-4th, 200m
 Anthony Curran-4th, PV
 Chip Benson-5th, TJ
 Steve Ortiz-6th, 10,000m

1983 - UCLA, 14thT (33 1/2 points)
 John Brenner-2nd, SP/4th, DT
 Jim Connolly-6th, Decathlon
 Steve McCormack-7th, 5000m

1984 - UCLA, 7th (50 1/2 points)
 John Brenner-1st, SP/1st, DT
 Jim Connolly-5th, JT
 Lee Balkin-5thT, HJ

1985 - UCLA, 58th (3 points)
 John Frazier-6th, SP

1986 - UCLA, 8th (29 points)
 4x400m Relay (Washington, Young, Stanich, Everett), 2nd
 Kevin Young-2nd, 400mH
 Jim Connolly-4th, Decathlon
 Danny Everett-5th, 400m
 Jim Banich-6th, SP
 John Frazier-8th, SP





JOHNSON



GODINA



KEFLEZIGHI



MOSER



ARMON



LANDERS

1987 - UCLA, 1st (81 points)

Jim Connolly-1st, Decathlon
 Kevin Young-1st, 400mH
 4x400m Relay (Washington, Young, Thomas, Everett), 1st
 Mark Junkermann-2nd, Steeple
 Danny Everett-2nd, 400m
 Jim Banich-2nd, SP
 4x100m Relay (Marsh, Young, Everett, Thomas), 3rd
 Henry Thomas-3rd, 200m
 Mike Marsh-3rd, 100m
 Jim Banich-4th, DT
 Steve Kerho-7th, 110mH
 David Wilson-7th, HT

1988 - UCLA, 1st (82 points)

Danny Everett-1st, 400m
 Kevin Young-1st, 400mH
 4x400m Relay (Lewis, Young, Everett, Thomas), 1st
 Steve Lewis-2nd, 400m
 Pete Thompson-2nd, DT
 David Wilson-2nd, HT
 4x100m Relay (Marsh, Everett, Lewis, Thomas), 2nd
 Henry Thomas-3rd, 200m
 Brian Blutreich-3rd, DT
 Mike Marsh-4th, 100m
 David Wilson-7th, SP
 John Knight-8th, HT

1989 - UCLA, 6th (28 points)

David Wilson-2nd, SP
 Brian Blutreich-3rd, SP/4th, DT
 Pete Thompson-3rd, DT
 Mike Marsh-7th, 200m
 John Knight-8th, HT

1990 - UCLA, 10th (22 points)

Steve Lewis-1st, 400m
 Brian Blutreich-3rd, DT
 John Knight-5th, HT
 Eric Bergreen-8th, SP
 Mike Stevenson-8th, 400m

1991 - UCLA, 17thT (15 points)

Eric Bergreen-4th, SP
 Marty Beck-4th, 400mH
 McArthur Anderson-5th, TJ
 Eric Bergreen-8th, HT

1992 - UCLA, 8thT (23 points)

Marty Beck-2nd, 400m
 David Bunevacz-2nd, JT
 4x400m Relay (Stevenson, Williams, Baker, Beck), 6th
 John Godina-7th, SP
 Charles Rogers-7th, TJ

1993 - UCLA, 9th (25 points)

Erik Smith-1st, JT
 John Godina-2nd, SP/6th, DT
 Joe Bailey-7th, SP
 Charles Rogers-8th, TJ
 Mark parlin-8th, SP

1994 - UCLA, 12th (18 points)

John Godina-1st, DT/3rd, SP
 Greg Johnson-8th, JT
 4x100m Relay (Williams, Flowers, Reed, Bradley), 8th

1995 - UCLA, 2nd (55 points)

Ato Boldon-1st, 200m
 John Godina-1st, SP/1st, DT
 Greg Johnson-1st, JT
 Mark Parlin-3rd, SP
 Jonathan Ogden-4th, SP
 Mebrahtom Keflezighi-5th, 5000m

1996 - UCLA, 3rd (57 points)

Ato Boldon-1st, 100m
 Gentry Bradley-2nd, 200m
 4x100m Relay (Davis, Boldon, Allen, Bradley), 2nd
 Mark Parlin-3rd, SP
 Scott Slover-5th, PV
 David Dumble-8th, DT

1997 - UCLA, 4th (31 points)

Mebrahtom Keflezighi, 1st, 5000m/1st, 10,000m
 David Dumble-3rd, DT
 Josh Johnson-4th, JT

1998 - UCLA, 6th (38 points)

Jess Strutzel-5th, 800m
 Mebrahtom Keflezighi-4th, 5000m/4th, 10,000m
 4x100m Relay (Fell, Thomas, Allen, McElroy), 4th
 Scott Slover, 3rd, PV
 Josh Johnson-4th, JT
 Mel Moultry-6th, TJ
 Wade Tift-6th, SP
 Luke Sullivan-7th, DT

1999 - UCLA, 16thT (15 points)

4x400m Relay (Granville, Williams, Davis, Fell), 1st
 Luke Sullivan-5th, DT
 Wade Tift-8th, DT

2000 - UCLA, 47thT (4 points)

Jess Strutzel-5th, 800m

2001 - UCLA, 33rdT (6 points)

Scott Moser-3rd, DT

2002 - UCLA, 30thT (8 points)

Dan Ames-7th, SP/8th, DT
 Scott Moser-4th, DT

2003 - UCLA, 19th (14.50 points)

Yoo Kim-5thT, PV
 Pat Luke-7th, PV
 Juaune Armon-5th, LJ
 Dan Ames-6th, SP
 Scott Wiegand-7th, SP

2004 - UCLA, 17thT (17 points)

4x400m Relay (Johnson, Williams, Versher, Everhart), 7th
 Yoo Kim-2nd, PV
 Juaune Armon-4th, LJ
 Dan Ames-6th, SP

2005 - UCLA, 33rdT (8 points)

Erik Emilsson-8th, Steeple
 Brandon Johnson-4th, 400mH
 Jonathan Williams-7th, 400mH

2006 - UCLA, 22nd (11 points)

Kevin Craddock-8th, 110mH
 Craig Everhart-7th, 400m
 Greg Garza-7th, DT
 Mike Landers-3rd, PV

2007 - UCLA, 9th (21 points)

Brandon Johnson-2nd, 400mH
 Mike Landers-2nd, PV
 Greg Garza-4th, DT

2008 - UCLA, 34th (7.50 points)

Johnny Quinn-8thT, PV
 Greg Garza-7th, DT
 Boldizsar Kocsor-4th, HT

2009 - UCLA athletes did not score

2010 - UCLA, 52ndT (4 points)

Cory Primm - 5th, 800m

2011 - UCLA, 37th (7 points)

Cory Primm - 6th, 800m
 Alec Faldermeyer - 5th, HT

2012 - UCLA, 17th (17 points)

Mike Woepse - 2nd, PV
 Alec Faldermeyer - 3rd, HT
 Marcus Nilsson - 6th - Decathlon

2013 - UCLA, 12thT (18 points)

Marcus Nilsson - 3rd, Decathlon
 Dominic Giovannoni - 13th, Decathlon
 Alec Faldermeyer - 7th, HT
 Julian Wruck - 1st, DT

2014 - UCLA, 33rd (8 points)

Nick Hartle - 16th, 800m
 Nicholas Scarvelis - 10th, SP
 Julian Wruck - 2nd, DT
 Matthew Kosecki - 12th, DT
 Cody Danielson - 14th, JT

2015 - UCLA athletes did not score

Derek Eager - 12th, JT
 Steele Wasik - 12th, Decathlon
 Nicholas Scarvelis - 15th, SP
 Lane Werley - 16th, 10,000m
 Nick Hartle - 20th, 800m
 Alec Faldermeyer - 22nd, HT

2016 - UCLA, 18thT (10 points)

Rai Benjamin - 6th, 400mH
 Nicholas Scarvelis - 4th, SP/18th, DT
 Braheme Days - 5th, SP
 Lane Werley - 12th, 10,000m
 Nick Hartle - 14th, 800m
 Dotun Ogundeji - 20th, SP/20th, DT
 Austin Hazel - 21st, LJ

Women's NCAA Indoor All-Americans

Year	Athlete	Event	Place
2015	Ida Storm	Weight Throw	2nd
	Torie Owers	Shot Put	14th
2014	Ida Storm	Weight Throw	2nd
2013	Kylie Price	Long Jump	4th
	Brea Buchanan	60mH	5th
	Allison Koressel	Pole Vault	5th
2012	Ida Storm	Weight Throw	2nd
2010	Danielle Watson	Long Jump	8th
2009	Rhonda Watkins	Long Jump	3rd
2008	Tori Anthony	Pole Vault	8thT
2007	Allie Bohannon	Mile	2nd
	Rhonda Watkins	Long Jump	1st
	Ingrid Kantola	Pole Vault	4th
2006	Dawn Harper	60mH	3rd
	Chelsea Johnson	Pole Vault	1st
	Candice Baucham	Triple Jump	3rd
2005	Dawn Harper	60m Hurdles	3rd
	Candice Baucham	Triple Jump	3rd
2004	Ashley Caldwell	DMR	3rd
	Jessica Cosby	Shot Put	3rd
	Dawn Harper	60m Hurdles	4th
	Chelsea Johnson	Pole Vault	2nd
	Sheena Johnson	60m Hurdles	3rd
		DMR	3rd
		DMR	3rd
		60m Hurdles	5th
		Weight Throw	8th
		Long Jump	6th
		800m	8th
		4x400m	4th
	2003	Sheena Johnson	4x400m
Adia McKinnon		60m Hurdles	7th
Hasani Roseby		4x400m	4th
Lena Nilsson		800m	1st
Cari Soong		Weight Throw	3rd
Tiffany Burgess		DMR	1st
		4x400m	5th
		Shot Put	6th
		High Jump	1st
		DMR	1st
		4x400m	5th
		4x400m	5th
2002		Lena Nilsson	DMR
		Mile	2nd
		Pole Vault	2nd
		Weight Throw	*
		4x400m	5th
		Shot Put	5th
		High Jump	4th
		4x400m	4th
		60m	5th
		4x400m	4th
		4x400m	4th
		4x400m	4th
	2001	Bunmi Ogunleye	4x400m
Tracy O'Hara		Pole Vault	2nd
Cari Soong		Weight Throw	*
Ysanne Williams		4x400m	5th
Jessica Cosby		Shot Put	5th
Darnesha Griffith		High Jump	4th
Sheena Johnson		4x400m	4th
Shakedia Jones		60m	5th
Adia McKinnon		4x400m	4th
		4x400m	4th



Dawn Harper tallied three NCAA Indoor All-American honors in the 60m hurdles with two third-place finishes and one fourth-place showing.



Cari Soong was a four-time NCAA Indoor All-American in the weight throw during her career at UCLA, finishing as high as 3rd at the 2001 Championships.



Allie Bohannon was the NCAA runner-up in the mile in 2007.



Ingrid Kantola earned her first indoor honor in 2007.

2000	Tracy O'Hara	Pole Vault	2nd
	Michelle Perry	60m Hurdles	5th
	Deana Simmons	Triple Jump	2nd
	Christina Tolson	Shot Put	1st
		Weight Throw	2nd
		4x400m	4th
		60m	6th
		Pole Vault	1st
		Shot Put	6th
		Triple Jump	*
1999	Keyon Soley	Long Jump	1st
	Seilala Sua	Shot Put	1st
		Weight Throw	2nd
		Shot Put	3rd
		Weight Throw	8th
		Pole Vault	4th
		Pole Vault	7th
		Shot Put	6th
		Shot Put	3rd
		Weight Throw	3rd
1998	Erica Hoernig	Pole Vault	6th
	Shakedia Jones*	55m	
	Rachelle Noble	Weight Throw	7th
	Deana Simmons	Triple Jump	6th
	Seilala Sua	Shot Put	7th
	Amy Acuff	High Jump	1st
	Joanna Hayes	55m Hurdles	3rd
	Rachelle Noble	Weight Throw	7th
	Seilala Sua	Shot Put	3rd
		High Jump	3rd
1997	Amy Acuff	High Jump	1st
	Valeyta Althouse	Shot Put	1st
	Nada Kawar	Shot Put	3rd
	Amy Acuff	High Jump	1st
	Valeyta Althouse	Shot Put	3rd
	Dawn Dumble	Shot Put	1st
	Karen Hecox	Mile	3rd
	Nada Kawar	Shot Put	4th
	Amy Acuff	High Jump	1st
	Valeyta Althouse	Shot Put	4th
1996	Dawn Dumble	Shot Put	3rd
	Jennifer Whelchel	Shot Put	7th
	Dawn Dumble	Shot Put	1st
	Melissa Weis	Shot Put	4th
	Tracie Millett	Shot Put	1st
	Melissa Weis	Shot Put	1st
	Tracie Millett	Shot Put	7th
		Shot Put	1st

*Top-8 American
*First Team Selections



The UCLA Bruins placed second at the 2002 NCAA Indoor Championships and won both the 2001-00 Indoor team titles (the first women or men's indoor track and field crowns in school history). A list of UCLA'S individual NCAA Indoor champions follows.

Tracie Millett

✦ Shot Put: 1990 (51-11), 1991 (54-8¹/₂)

Dawn Dumble

✦ Shot Put: 1992 (56-11¹/₂), 1995 (57-8¹/₂)

Amy Acuff

✦ High Jump: 1994 (6-2¹/₂), 1995 (6-5¹/₂), 1997 (6-3¹/₄)

Valeyta Althouse

✦ Shot Put: 1996 (57-11)

Seilala Sua

✦ Shot Put: 2000 (56-8)

Tracy O'Hara

✦ Pole Vault: 2000 (14-6)

Keyon Soley

✦ Long Jump: 2000 (21-4³/₄)

Christina Tolson

✦ Shot Put: 2001 (55-9³/₄)

Distance Medley Relay

✦ Tiffany Burgess, Monique Henderson, Jessica Marr, Lena Nilsson: 2002 (10:58.19)

Darnesha Griffith

✦ High Jump: 2002 (6-0³/₄)

Lena Nilsson

✦ 800m: 2003, 2:05.13

Chelsea Johnson

✦ Pole Vault: 2006, 14-9

Rhonda Watkins

✦ Long Jump, 2007 21-6.75



RHONDA WATKINS



Seilala Sua




Dawn Dumble



Chelsea Johnson



Keyon Soley



Tracy O'Hara



Lena Nilsson



Christina Tolson



Valeyta Althouse



Distance Medley Relay



Amy Acuff




Darnesha Griffith


Men's All-Americans

Year	Athlete	Event	Place
2016	Nicholas Scarvelis	Shot Put	6th
	Ferdinand Edman	Distance Medley Relay	7th
	Nick Hartle	Distance Medley Relay	7th
	Austin O'Neil	Distance Medley Relay	7th
	Joe Herrera	Distance Medley Relay	7th
2015	Braheme Days	Shot Put	10th
	Dotun Ogundejí	Shot Put	12th
	Nicholas Scarvelis	Shot put	10th
2014	Mike Woepse	Pole Vault	7th
2013	Marcus Nilsson	Heptathlon	8th
2012	Mike Woepse	Pole Vault	7th
2011	Alec Faldermeyer	Weight Throw	5th
2010	Alec Faldermeyer	Weight Throw	6th
	Scott Crawford	Distance Medley Relay	6th
2009	Marlon Patterson	Distance Medley Relay	6th
	Quentin Powell	Distance Medley Relay	6th
2008	Cory Primm	Distance Medley Relay	6th
	Boldizsar Kocsor	Weight Throw	6th
2007	Laef Barnes	Distance Medley Relay	7th
	Marlon Patterson	Distance Medley Relay	7th
2006	Cory Primm	Distance Medley Relay	7th
	Elijah Wells	Distance Medley Relay	7th
2005	Dustin DeLeo	Pole Vault	7thT
	John Caulfield	Shot Put	4th
2004	Darius Savage	Shot Put	6th
	Boldizsar Kocsor	Weight Throw	7th
2003	Craig Everhart	4x400m Relay	7th
	Brandon Johnson	4x400m Relay	7th
2002	James Rhoades	4x400m Relay	7th
	Elijah Wells	4x400m Relay	7th
2001	Ben Aragon	Distance Medley Relay	2nd
	Craig Everhart	Distance Medley Relay	2nd
2000	Martell Munguia	400m	8th
	Jon Rankin	Distance Medley Relay	2nd
1999	Dan Ames	Distance Medley Relay	2nd
	Dan Ames	Shot Put	3rd
1998	Dan Ames	Weight Throw	3rd
	Juane Armon	Long Jump	4th
1997	Dan Ames	Shot Put	4th
	Dan Ames	Weight Throw	6th
1996	Dan Ames	Shot Put	*
	Scott Moser	Weight Throw	*
1995	Dan Ames	Shot Put	*
	Scott Moser	Shot Put	8th
1994	Brian McLaughlin	Pole Vault	4th
	Jess Strutzel	800m	1st
1993	Brian Fell	Distance Medley Relay	1st
	Michael Granville	Distance Medley Relay	1st
1992	Mark Hauser	Distance Medley Relay	1st
	Jess Strutzel	Distance Medley Relay	1st
1991	Mark Hauser	800m	3rd
	Jess Strutzel	800m	3rd
1990	Damian Allen	200m	7th
	Mark Hauser	Distance Medley Relay	7th
1989	Mark Hauser	3000m	*
	Mebrahtom Keflizighi	Distance Medley Relay	7th
1988	Mebrahtom Keflizighi	5000m	3rd
	Jim McElroy	Distance Medley Relay	7th
1987	Jim McElroy	55m	*
	Scott Slover	Pole Vault	7th
1986	Jess Strutzel	Distance Medley Relay	7th
	Michael Granville	800m	*
1985	Michael Granville	Shot Put	4th
	Travis Haynes	5000m	1st
1984	Mebrahtom Keflizighi	Pole Vault	6th
	Scott Slover	Shot Put	*
1983	Travis Haynes	Shot Put	1st
	Jonathan Ogden	Shot Put	2nd
1982	Mark Parlin	Shot Put	2nd
	Scott Slover	Pole Vault	7th
1981	John Godina	Shot Put	1st
	Jonathan Ogden	Shot Put	5th
1980	Mark Parlin	Shot Put	2nd
	Joe Bailey	Shot Put	6th
1979	Ross Flowers	55mH	8th
	John Godina	Shot Put	1st
1978	Jonathan Ogden	Shot Put	5th
	Mark Parlin	Shot Put	8th
1977	Marcus Reed	55m	3rd
	John Sommers	Pole Vault	*
1976	Joe Bailey	Shot Put	6th
	Greg Hodel	Weight Throw	*
1975	John Godina	Shot Put	7th
	Tony Miller	55m	*
1974	Charles Rogers	Triple Jump	*
	McArthur Anderson	Triple Jump	*
1973	Eric Bergreen	Shot Put	1st
	Brian Blutreich	Shot Put	4th
1972	Brian Blutreich	Shot Put	3rd
	John Knight	Weight Throw	*
1971	Dave Wilson	Weight Throw	5th
	Dave Wilson	Shot Put	6th
1970	Mark Junkerman	3000m	3rd
	Jim Banich	Shot Put	*
1969	John Frazier	Shot Put	7th
	Dwayne Washington	Triple Jump	*
1968	Charlie Brown	Pole Vault	3rd
	Mike Tully	Pole Vault	1st

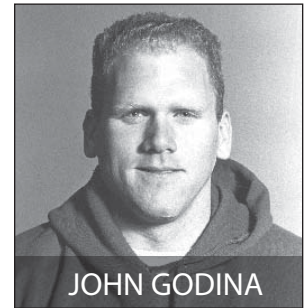
Men's NCAA INDOOR CHAMPIONS



DISTANCE MEDLEY RELAY



JESS STRUTZEL



JOHN GODINA



MIKE TULLY



ERIC BERGREEN



JONATHAN OGDEN



MEB KEFLEZIGHI

UCLA in the World Junior Championships

1986 (Athens, Greece)

- ◆ Tonya Sedwick, LJ, dnq, 18-11 ³/₄
- ◆ Caryl Smith, 100m, 2nd, 11.46
- ◆ 4x100m relay, 1st, 43.78
- ◆ Janeene Vickers, 400m, 4th, 52.25
- ◆ 4x400m relay, 1st, 3:30.45

1988 (Sudbury, Canada)

- ◆ Angela Burnham, 100m, 6th, 11.73
- 4x100m relay, 3rd, 44.27
- ◆ Tracie Millett, DT, 12th, 139-1

1990 (Plovdiv, Bulgaria)

- ◆ Angela Burnham, 200m, 7th, 23.82
- 4x100m relay, 3rd, 44.50
- ◆ Dawn Dumble, SP, dnq, 48-6
DT, 14th, 158-3.
- ◆ Juliana Yendork, LJ, 4th, 21-3 ¹/₄

1992 (Seoul, Korea)

- ◆ Amy Acuff, HJ, 9th, 6-0 ³/₄
- ◆ Suzy Powell, DT, 10th, 153-8

1994 (Lisbon, Portugal)

- ◆ Amy Acuff, HJ, 3rd, 6-2
- ◆ Suzy Powell, DT, 3rd, 172-8
- ◆ Cicely Scott, 400m, 7th, 53.57
- ◆ 4x400m relay, 1st, 3:32.08

1996 (Sydney, Australia)

- ◆ Andrea Anderson, 100m, 2nd, 11.43
- 4x100m relay, 1st, 43.79
- ◆ Seilala Sua, SP, 8th, 49-4 ¹/₄
- DT, 2nd, 184-9

1998 (Annecy, France)

- ◆ Shakedia Jones, 100m, 1st, 11.19
- ◆ 200m, 2nd, 23.39
- ◆ 4x100m relay, 1st, 43.52 (AJR)
- ◆ Tracey O'Hara, PV, nh
- ◆ Keyon Soley, LJ, 10th, 20-3 ¹/₂

2000 (Santiago, Chile)

- ◆ Jessica Cosby, Shot Put, 9th, 48-11 ³/₄
- ◆ Cari Soong, Hammer, 11th, 178-7

2002 (Kingston, Jamaica)

- ◆ Monique Henderson, 400m, 1st, 51.10
- ◆ 4x400m relay, 1st, 3:29.95 (AJR)
- ◆ Briona Reynolds, Shot Put, 12th, 48-9

2004 (Brussels, Belgium)

- ◆ Alison Costello, Cross Country, 30th, 22:10

2006 (Beijing, China)

- ◆ Rhonda Watkins, 1st, LJ, 21-2 ¹/₂; 19th, HJ, 5-8 ¹/₂
- ◆ Nicole Leach, 2nd, 400mH, 55.55;
- 1st, 4x400m, 3:29.01

2006 (Gwangju, South Korea)

- ◆ Zibby Boyer, 2nd, High Jump, 5-10.75
- ◆ Kylie Price, 2nd, 4x100m,
- ◆ Tatum Souza, 8th, Heptathlon
- ◆ Alexis Walker, 16th, 5-8.75

2016 (Bydgoszcz, Poland)

- ◆ Celera Barnes, 2nd (heat 3), 100m, 11.51

USA Track and Field Junior Champions

- 2016 - Celera Barnes, 100m/200m
Jasmine Stauffacher-Gray, 400mH
Jackie Garner, 5,000m
Lillianna Hebert, HJ
- 2009 - Ryann Kraiss, Heptathlon
- 2006 - Nicole Leach, 400mH
- 2004 - Alison Costello, Cross Country
- 2003 - Dawn Harper, 100mH
- 2001 - Sheena Johnson, 400mH
Jessica Cosby, SP/HT
- 2000 - Cari Soong, Hammer
- 1999 - Ysanne Williams, 800m
Darnesha Griffith, HJ
Tracy O'Hara, PV
- 1998 - Shakedia Jones, 200m
Tracy O'Hara, PV
- 1997 - Deana Simmons, TJ
Seilala Sua, SP/DT
- 1996 - Seilala Sua, SP/DT
- 1995 - Joanna Hayes, 100mH
Suzy Powell, DT
- 1994 - Suzy Powell, DT
- 1993 - Shelly Taylor, 3000m
Valeyta Althouse, SP
Suzy Powell, DT
- 1992 - Valeyta Althouse, SP
- 1991 - Juliana Yendork, LJ/TJ
Dawn Dumble, DT
- 1990 - Juliana Yendork, LJ/TJ
- 1989 - Angela Burnham, 200m
- 1987 - Caryl Smith, 100m
Tonya Sedwick, LJ
Tracie Millett, SP
- 1986 - Janeene Vickers, 400m
- 1984 - Linda Goen, 800m
- 1982 - Polly Plumer, 1500m
Gayle Kellon, 400mH
- 1980 - Jackie Joyner, LJ
- 1979 - Gwen Loud, 200m
- 1973 - Karin Smith, JT
- 1972 - Karin Smith, JT



Nicole Leach won her third straight USATF Junior National title in the 400m hurdles in 2006, and went on to win the silver medal in that event as well as a gold medal on the U.S. 4x400m relay team at the 2006 World Junior Championships in Beijing, China.



Darnesha Griffith was the 1999 USAT&F Junior National Champion in the high jump.



Shakedia Jones won the 100m (11.19) at the 1998 World Junior Championships in Annecy, France. Jones was also the 1998 USAT&F Jr. National Champion in the 200m.

USA Track & Field Senior Champions

- 1937 - Bill Reitz, javelin throw, 224-9
 1938 - Bill Lacefield, long jump, 25-0¹/₄
 1939 - Bill Lacefield, long jump, 25-5¹/₄
 1940 - Carl McBain, 400m hurdles, 51.6
 1944 - Don Barksdale, triple jump, 47-2³/₄
 1949 - Craig Dixon, 110m high hurdles, 13.8, and 200m low hurdles, 22.6
 1951 - George Brown, long jump, 24-8¹/₂
 1952 - George Brown, long jump, 25-9
 1953 - George Brown, long jump, 25-10³/₄
 1955 - Rod Richard, 220-yard dash, 21.0
 1956 - Ron Drummond, discus throw, 180-3; Cy Young, javelin throw, 247-11; Rafer Johnson, decathlon, 7755 points (old tables)
 1958 - Rafer Johnson, decathlon, 7754 points (old tables)
 1959 - C.K. Yang, decathlon, 7549 points (old tables)
 1960 - Rafer Johnson, decathlon, 8683 points (old tables)
 1962 - C.K. Yang, decathlon, 8249 points (old tables)
 1964 - C.K. Yang, decathlon, 7853 points (new tables)
 1968 - Bob Day, 5000 meters, 13:50.4; Dick Railsback, pole vault, 17-0¹/₄
 1970 - John Smith, 440-yard dash, 45.7
 1971 - John Smith, 440-yard dash, 44.5
 1973 - Dwight Stones, high jump, 7-5
 1974 - Dwight Stones, high jump, 7-3¹/₄
 1976 - Maxie Parks, 400 meter dash, 44.82; Dwight Stones, high jump, 7-4¹/₄
 1977 - James Owens, high hurdles, 13.49; Dwight Stones, high jump, 7-6; Milan Tiff, triple jump, 57-0¹/₄ wind-aided
 1978 - Maxie Parks, 400 meter dash, 45.15; Dwight Stones, high jump, 7-6¹/₂; James Butts, triple jump, 55-5¹/₂
 1979 - Mike Tully, pole vault, 18-0¹/₂; Dave Laut, shot put, 69-3¹/₄.
 1980 - Willie Banks, triple jump, 56-11¹/₂w
 1981 - Willie Banks, triple jump, 57-7¹/₂; Greg Foster, high hurdles, 13.39; Dave Laut, shot put, 70-10¹/₂.
 1983 - Mark Anderson, decathlon, 8152 points; Greg Foster, high hurdles, 13.15; Dwight Stones, high jump, 7-6; Willie Banks, triple jump, 56-7H; Dave Laut, shot put, 71-2³/₄
 1985 - Dave Laut, shot put, 68-11³/₄; Andre Phillips, 400m hurdles, 47.67; Willie Banks, TJ, 58-11¹/₂
 1986 - Greg Foster, high hurdles, 13:26; Mike Tully, pole vault, 19-0¹/₄; John Brenner, shot put, 69-2¹/₂
 1987 - Greg Foster, high hurdles 13.29w; John Brenner, shot put 69-9¹/₄
 1990 - Steve Lewis, 400m, 44.75
 1991 - Greg Foster, high hurdles, 13.29
 1992 - Danny Everett, 400m, 43.81; Kevin Young, 400m hurdles, 47.89; Mike Powell, long jump, 28-3¹/₂
 1993 - Michael Marsh, 200m, 19.97w; Kevin Young, 400m hurdles, 47.69; Mike Powell, long jump 28-0w
 1994 - Mike Powell, long jump 28-5³/₄w
 1995 - Michael Marsh, 100m, 10.23; Mike Powell, long jump, 28-0lw
 1996 - Mike Powell, long jump, 27-6¹/₂
 1997 - John Godina, discus, 221-1
 1998 - Gentry Bradley, 200m, 20.47; John Godina, shot put, 71-2³/₄; John Godina, discus, 220-1
 1999 - John Godina, shot put, 72-3
 2000 - Mebrahtom Keflezighi, 10,000m, 28:03.32
 2001 - John Godina, shot put, 70-10¹/₂
 2002 - Mebrahtom Keflezighi, 10,000m, 27:41.68
 2004 - Mebrahtom Keflezighi, 10,000m, 27:36.49

USA Track and Field Champions by Event (73 Total)

100m/100y-1	Long Hurdles-1	Shot Put-9
200m/220y-3	400m Hurdles-4	Discus-3
400m/440y-6	High Jump-6	Javelin-2
5000m-1	Pole Vault-3	Decathlon-7
10,000m-3	Long Jump-10	
110m Hurdles-8	Triple Jump-7	

USA Track and Field Junior National Champions

- 1973 - Gordon Innes, steeplechase, 9:01.6
 1974 - Jerry Herndon, long jump, 25-4¹/₂
 1976 - Conrad Suhr, 800m, 1:48.8
 1978 - Larry Goldston, 400m 46.03
 1979 - Eric Brown, 100m, 10.29; Lee Balkin, high jump, 7-3
 1983 - Steve Kerho, 110mh hurdles, 13.9
 1984 - Mark Junkermann, 1500 meters, 3:49.00
 1985 - David Wilson, hammer, 190-1
 1986 - John Knight, hammer, 187-8
 1990 - Joe Bailey, shot put, 58-10³/₄; John Godina, discus Erik Smith, javelin, 209-0
 1991 - John Godina, shot put, 56-10³/₄; John Godina, discus, 176-4
 1993 - Jonathan Ogden, shot put, 57-7
 1994 - Scott Slover, pole vault 16-4³/₄
 1995 - Matt Pentacost, Shot Put, 54-6; Luke Sullivan, discus, 179-10
 2000 - Danny Ames, discus, 189-8
 2001 - Jon Rankin, 1500m, 3:51.8
 2004 - Brandon Johnson, 400m hurdles, 49.59
 2005 - Boldizsar Kocsor, hammer, 214-6
 2007 - Darius Savage, discus, 200-7
 2011 - Alec Faldermeyer, hammer (241-2); Derek Eager, Javelin (227-1)
 2014 - Braheme Days, shot put (65-5.5)
 2015 - Misana Viltz, 110m hurdles (13.21)

UCLA at World Junior Championships

- 1986 (Athens) - Mike Marsh, 4x100m Relay, DQ
 1988 (Sudbury) - MacArthur Anderson, triple jump DNQ, 49-11¹/₄; Dave Bultman, shot put, 4th, 57-5; Kami Keshmiri, discus, 2nd, 179-5
 1990 (Plovdiv) - Joe Bailey, shot put, 5th, 56-5¹/₄; John Godina, discus, DNQ, 134-1; Erik Smith, javelin, DNQ, 208-6
 1992 (Seoul) -Ato Boldon, 100m, 1st, 10.36 and 200m, 1st, 20.63
 1994 (Lisbon) - Scott McPherrren, discus, 12th, 150-9; Scott Slover, pole vault, 9th, 16-8³/₄
 1996 (Sydney) - Bryan Harrison, 200m, 3rd, 21.10
 1998 (Annecy) - Scott Moser, discus, 10th, 172-10; DaShaun McCullough, 100m, DNQ & 4x100mR, 2nd, 39.71
 2000 (Santiago) - Danny Ames, shot put, DNQ & discus, 9th, 169-4
 2002 (Kingston) - Jeremy Silverman, shot put, 12th, 60-3³/₄
 2004 (Grosseto) - Brandon Johnson, 400m hurdles, 2nd, 48.62; 4x400m relay, 1st (45.2 split, 3:01.09)
 2008 (Bydgoszcz) - Dylan Knight, steeplechase, 9th, 8:52.90
 2012 (Bydgoszcz) - Nicholas Scarvelis, shot put, 19th, 61-2.75
 2014 (Eugene, Oregon) - Braheme Days, shot put, 3rd, 65-7.75; Amir Patterson, shot put, 7th, 63-0; Misana Viltz, 110m hurdles, DNQ, 14.02; Richard Ho, 10,000m, 18th, 30:48.86
 2015 (Edmonton, Alberta) - Misana Viltz, 110m hurdles, 1st, 13.30 Dotun Ogundej, shot put, 2nd, 63-0
 2016 (Bydgoszcz, Poland) - Colin Burke, 10,000m, 20th, 30:20.80 Michael Burke, High Jump, 11th (group 2), 6-10.25



Drake Stadium, one of the finest track and field facilities in the world, is now in its 43rd season as the on-campus home of the Bruin men's and women's track and field teams.

The stadium took on a new look almost eight years ago (August-December 1999) when it was transformed into a state-of-the-art soccer/track and field facility, adding the Frank W. Marshall Field at Drake Stadium. The stadium provides seating for 11,700 spectators. The cost of the project was \$1.5 million and was made possible by a lead gift from Frank Marshall and Kathleen Kennedy. All the money was raised from private funds; no state money was utilized.

The track in the facility has been converted from a conventional American 400-yard eight-lane oval with a 106-degree radius turn to a new European 400-meter nine-lane (48" width lane) with a 136 degree radius on the turn. The surface is tartan provided by Martin Surfacing. There is 13mm of surface material on top of an asphalt base. A track/field drainage system is flush mounted to the inside of lane one. Also on the inside of lane one is an electrical/timing chase that will house the Lynx timing system for the track.

Other track and field enhancements include: the steeplechase pit has been moved "inboard" of the track on the north turn; the field events include shot, discus and hammer rings at both the north and south ends of the infield and a javelin runway is also located on both ends to accommodate for the prevailing winds for all these events. A new top of the line hammer and discus cage was erected in the Spring of 2007. In addition, the high jump area has been moved to the south end of the track stadium on its own tartan surface. The north end of the facility has practice pits for the shot, hammer and discus. The stadium has four long/triple jump pits, featuring 38-foot-long sand-filled pits. There are two practice pole vault pits and one infield runway that can accommodate the pit on either the north or south end to take advantage of the wind.

Thanks to the change in the configuration of the track, the grass infield is now wide enough to house a regulation 75-yard by 120-yard soccer field, the Frank W. Marshall Field.

Another enhancement for Frank W. Marshall Field at Drake Stadium is a scoreboard which measures 25-feet high by 29-feet wide and costs \$180,000. The board was a gift of Kay and Paul Seider. It is a matrix board, allowing for scoring and

statistics to be presented for track and field, soccer and football. The system can be connected to the Lynx timing system, which will give instant time and place formation for race finishes. The board will always keep the time of day and has the capability of measuring and displaying temperature and wind direction/speed for track meets.

Since its inaugural meet on Feb. 22, 1969, the stadium has been the site of numerous championship meets, including the National AAU in 1976-77-78, the Pacific-8 Championships in 1970 and 1977 and the California CIF High School meet in 1969-71-77. In 1988, Drake Stadium hosted the Pacific-10 Track and Field Championships, and in 1994, the facility hosted the first-ever California-Nevada Championships. Drake Stadium again hosted the Pacific-10 Track and Field Championships in 1996 and 2005. The stadium also has been the home for UCLA women's track teams since 1975. It was the site of the National Collegiate T&F Championships (the AIAW) in 1977. It also is used each year for special campus events, such as the annual UCLA Commencement Exercises in June.

In 1973, it was officially named Drake Stadium in honor of a legend at UCLA, Elvin C. "Ducky" Drake, who had been associated with his alma mater as a student-athlete, track coach and athletic trainer for over 60 years. Drake died in Los Angeles of a heart attack on Dec. 23, 1988. He was 85.



Women's Drake Stadium Records

Event	Mark	Name (Affiliation)	Date/Year
100m	10.93	Evelyn Ashford (Puma)	1982
200m	22.3	Randy Givens (Florida State)	1982
400m	49.89	Jarmila Kratochvilova (Czech.)	5/17/85
800m	1:59.7	Robin Campbell (Stanford TC)	1983
1500m	4:07.41	Linda Shesky (Athletics West)	6/6/88
Mile	4:21.65	Mary Decker (Athletics West)	1983
3000m	8:56.39	Jan Merrill (AGAA)	1978
3000mSC	10:02.16	Erin Clark (Colorado)	5/16/15
5000m	15:56.39	Lynn Nelson (Arizona State)	5/11/85
10,000m	33:15.09	Peg Neppel (Iowa St. TC)	1977
100mH	12.61	Gail Devers (UCLA)	5/21/88
400mH	55.05	Brenda Taylor(Nike)	2004
HJ	6-4	Louise Ritter (PCC) Pam Spencer (Puma Energizer)	1983
PV	14-9	Chelsea Johnson (Nike)	3/6/08
LJ	22-11¹/₄ (6.99)	Jackie Joyner (UCLA)	5/4/85
TJ	45-7 (13.89m)	Blessing Ufodiama (RWU)	2011
Shot Put	62-5 ³ / ₄	Ramona Ebert Pagel (Unat.)	5/17/85
Discus	208-4	Seilala Sua (UCLA)	2000
Javelin (new)	200-10	Jucilene Gomez (Brazil)	4/11/15
Javelin (old)	218-3	Kate Schmidt (PCC)	1976
Hammer	231-5	Jessica Cosby (Nike)	2009
4x110y	43.86	UCLA	1982
4x440y	3:33.44	Prairie View A&M	1976
4x880y	8:34.44	Los Angeles TC	1976
880Medley Relay	1:37.71	Tennessee State	1978
4x100m	43.02	World Class TC	4/11/09
4x400m	3:28.75	World Class TC	4/11/09
Heptathlon	6,471 (3881/2590)	Jane Frederick (Athletics West)	1983

Bold indicates UCLA Athletes

Men's Drake Stadium Records

Event	Mark	Name (Affiliation)	Date (Meet)
100m	9.97	Andre De Grasse (USC)	5/17/2015 (Pac-12)
200m	20.00	Ato Boldon (UCLA)	5/19/96 (Pac-10)
400m	44.32	Gabriel Tiacoh (WSU)	5/17/86 (Pepsi)
800m	1:43.9	Rick Wohlhuter (UCTC)	6/22/74 (AAU)
1500m	3:37.29	Steve Scott (UCI)	6/11/77 (AAU)
Mile	3:53.1	Steve Scott (Sub 4 TC)	5/11/80 (Pepsi)
3000m	7:43.04	Henry Rono (WSU)	5/07/78 (Pepsi)
2000m Steeple	5:55.83	Jordan Senko (UCLA)	4/11/15 (JJK)
Steeple	8:21.59	James Munyala (PPC)	6/11/77 (AAU)
2-Mile	8:26.99	Rudy Chapa (Ore TC)	5/11/80 (Pepsi)
5000m	13:31.2	Dick Buerkle (NYAC)	6/11/76 (AAU)
10,000m	28:13.2	Samson Kimobwa (WSU)	5/13/77 (Pac-8)
110mHH	13.00	Renaldo Nehemiah (Md)	5/06/79 (Pepsi)
400mIH	47.45	Edwin Moses (Morehouse)	6/11/77 (AAU)
5000mW	21:09.4	Ron Laird (NYAC)	6/11/76 (AAU)
4x100m	38.17	HSI (Jon Drummond, Ato Boldon, Bryan Howard, Maurice Greene)	4/1/2000(UCLA-IA-WY-CSN)
4x400m	3:02.74	TCU (Gerald Alexander, 47.5; Keith Burnett, 45.8; Michael Cannon, 44.7; Tony Allen, 48.8)	4/19/86 (Hou-TCU-UCLA)
High Jump	7-8.50	Javier Sotomayor (Cuba)	8/6/89 (Jack-in-the-Box)
Pole Vault	18-11	Mike Tully (NYAC)	5/20/84 (SPTA)
		Thierry Vigneron (France)	5/22/83 (SPTA)
Long Jump	28-7	Carl Lewis (SMTC)	5/13/84 (Pepsi)
Triple Jump	56-11.50	Willie Banks (Athletics West)	5/16/82 (Pepsi)
Shot Put	75-10.75	Randy Barnes (Mazda TC)	5/16/90 (Jack-in-the-Box)
Discus	230-0	Mac Wilkins (Pac Cst Club)	6/11/76 (AAU)
Hammer	253-10	Balazs Kiss (USC)	5/4/96 (USC-UCLA)
Javelin (new)	271-9	Patrik Boden (Texas)	3/17/90 (UCLA-TX-Fresno St.)
Javelin (old)	327-2	Tom Petranoff (Striders)	5/15/83 (Pepsi)
Decathlon	8417	Bill Toomey (unat)	12/10-11/69
Attendance	15,514	USC-UCLA dual	4/30/77

UCLA's Drake Stadium Dual Meet Records

Year	Record	Pct
1969	5-2	.714
1970	6-0	1.000
1971	9-1*	.900
1972	5-0	1.000
1973	6-0	1.000
1974	7-0	1.000
1975	7-0	1.000
1976	6-1*	.857
1977	4-1	.800
1978	4-0	1.000
1979	4-1**	.800
1980	6-0	1.000
1981	6-0	1.000
1982	8-0	1.000
1983	8-0**	1.000
1984	8-1†	.889
1985	7-0	1.000
1986	8-0	1.000
1987	8-0	1.000
1988	6-0	1.000
1989	4-0-1†	.900
1990	4-0	1.000
1991	3-1#	.750
1992	3-0	1.000
1993	7-0	1.000
1994	7-0	1.000
1995	5-0	1.000
1996	10-0	1.000
1997	6-0	1.000
1998	10-0	1.000
1999	2-1#	.667
2000	3-2	.600
2001	2-0	1.000
2002	5-0	1.000
2003	3-0	1.000
2004	4-0	1.000
2006	1-0	1.000
2008	1-0	1.000
2010	0-1	0.000
2011	2-0-1	0.833
2012	3-1-0	0.750
2013	2-0-0	1.000
2014	3-1-0	.750
2015	3-0-0	1.000
2016	4-1-0	.800
Totals	225-16-2	.934

*won 31 straight over five seasons (5-6-7-7-6).
 **won 32 straight over six seasons (2-6-6-8-8-2).
 †won 39 straight over six seasons (6-7-8-8-6-3); 77-77 tie vs. LSU (4/15/89) snapped winning streak.
 #UCLA lost to Texas, 83-71, to open home dual season (3/16/91) and lost the home dual opener to Florida, 101-99 on 4/3/99. Between those two home losses at Drake, the Bruins won 51 straight home meets.



Former Bruin Ato Boldon still holds the Drake Stadium Record in the 200m (20.00), which he set at the Pac-10 Championships May 19, 1986.

Men's Indoor All-Time Top-10

60 Meters

Name	Time/Mark	Date
1. Damian Allen	6.61	(2/12/99)
2. Leon Powell	6.68	(1/31/15)
3. Bryan Harrison	6.78	(2/19/00)
4. Maxwell Dyce	6.81	(2/6/10)
4. Jamal Alston	6.81	(2/10/12)
6. Michael Lipscomb	6.82	(2/22/02)
6. Matt Bruno	6.82	(2/1/03)
6. Brandon Johnson	6.82	(1/28/06)
6. Randall Carroll	6.82	(2/26/10)
10. Karlton Rolle	6.85	(2/6/10)

200 Meters

Name	Time/Mark	Date
1. Michael Lipscomb	20.99	(2/23/02)
2. Jim McElroy	21.04	(2/14/98)
3. Damian Allen	21.06	(3/13/98)
4. Maxwell Dyce	21.10	(2/10/12)
5. Rai Benjamin	21.17	(1/29/16)
6. Craig Everhart	21.41	(2/4/06)
7. Karlton Rolle	21.48	(2/4/11)
8. Leon Powell	21.48	(1/16/16)
9. Pete Lauderdale	21.51	(2/8/13)
10. Randall Carroll	21.52	(2/26/10)

400 Meters

Name	Time/Mark	Date
1. Brandon Johnson	46.40	(2/25/06)
2. Craig Everhart	46.48	(1/29/05)
3. Brian Fell	46.58	(1/30/99)
4. Denye Versher	46.85	(2/23/02)
5. Malachi Davis	47.35	(1/30/99)
6. Rai Benjamin	47.57	(2/26/16)
7. Joe Herrera	47.59	(2/27/15)
8. Kyle Erickson	47.63	(2/23/02)
9. Elijah Wells	47.68	(2/25/06)
10. Terrence Williams	47.75	(2/12/99)

800 Meters

Name	Time/Mark	Date
1. Jess Strutzel	1:46.48	(3/11/99)
2. Cory Primm	1:47.31	(2/12/11)
3. Michael Granville	1:47.93	(2000)
4. Nick Hartle	1:48.41	(2/26/16)
5. Nick Thornton	1:48.72	(1/29/05)
6. Scott Crawford	1:48.74	(3/5/11)
7. Martell Munguia	1:48.76	(2006)
8. Erik Emilsson	1:50.41	(2/11/06)
9. Jonathan Simmons	1:50.57	(2/21/10)
10. Mike Haddan	1:51.86	(2/25/06)

Mile

Name	Time/Mark	Date
1. Austin O'Neil	4:00.19	(2/12/16)
2. Marlon Patterson	4:00.33	(3/5/10)
3. Ben Aragon	4:00.38	(3/7/03)
4. Mark Hauser	4:01.45	(1/23/99)
5. Cory Primm	4:02.10	(1/29/11)
6. Laef Barnes	4:03.28	(1/19/08)
7. Erik Emilsson	4:03.76	(1/28/06)
8. Daniel Herrera	4:05.03	(1/25/13)
9. Lane Werley	4:05.25	(2/13/15)
10. Scott Crawford	4:05.41	(2/26/10)

3,000 Meters

Name	Time/Mark	Date
1. Austin Ramos	7:55.60	(2/2/08)
2. Mark Hauser	7:57.89	(2/6/99)
3. Mark Junkermann	7:58.32	3/11/88)
4. Lane Werley	8:00.92	(2/27/15)
5. Kent Morikawa	8:01.38	(2/26/11)
6. Dustin Fay	8:01.99	(1/27/12)
7. Alex Crabill	8:03.07	(2/27/10)
8. Ferdinand Edman	8:04.49	(2/5/16)
9. Austin O'Neil	8:04.72	(2/5/16)
10. Marco Anzures	8:06.50	(2/28/09)

5,000 Meters

Name	Time/Mark	Date
1. Dustin Fay	13:49.96	(2/11/12)
2. Meb Keflezighi	13:52.72	(3/7/97)
3. Lane Werley	13:55.20	(2/27/15)
4. Austin Ramos	13:57.55	(2/24/06)
5. Marco Anzures	14:03.58	(2/26/10)
6. David McDonald	14:08.48	(2/22/13)
7. Kyle Shackleton	14:09.17	(2/27/09)
8. Drew Shackleton	14:10.40	(2/27/09)
9. Sergey Sushchikh	14:19.16	(2/27/15)
10. Will Bernaldo	14:19.91	(2/9/01)

60 Meter Hurdles

Name	Time/Mark	Date
1. Kevin Craddock	7.73	(2/9/07)
2. Darius Reed	7.83	(2/24/07)
3. Anthony Golston	7.85	(1/29/05)
4. Misana Viltz	7.94	(2/26/16)
5. Jonathan Williams	7.99	(2/7/04)
6. Steele Wasik	8.06	(1/24/15)
7. Charles Ryan	8.08	(2/22/02)
8. Dominic Giovannoni	8.20	(2/8/13)
9. John Hall	8.27	(1/30/99)
10. Marcus Nilsson	8.31	(3/14/14)

4x400 Meter Relay

Name	Time/Mark	Date
1. Everhart, Wells, Rhoades, Johnson	3:06.48	(2/11/06)
2. Everhart, Thornton, Bassani, Versher	3:09.07	(2/28/04)
3. Hall, Williams, Davis, Fell	3:09.55	(1/30/99)
4. Versher, Lipscomb, Diggs, Erickson	3:09.75	(2/23/02)
5. Versher, Thornton, Bassani, Everhart	3:10.20	(1/29/05)
6. Moniz, Powell, Hartle, Herrera	3:11.47	(2/27/16)
7. Lauderdale, Gonzales, Moniz, Brown	3:13.55	(2/8/14)
8. Klarer, Dyce, Rolle, Powell	3:13.86	(2/26/11)
9. Powell, Griffin, Dyce, Rolle	3:14.34	(2/27/10)
10. Brown, Moniz, Herrera, Wasik	3:14.90	(1/24/15)

Distance Medley Relay

Name	Time/Mark	Date
1. Edman, Herrera, Hartle, O'Neil	9:29.61	(2/20/16)
2. Crawford, Powell, Primm, Patterson	9:31.07	(2/27/10)
3. Strutzel, Fell, Granville, Hauser	9:33.17AR	(3/11/99)
4. Rankin, Everhart, Thornton, Aragon	9:34.21	(2/14/04)
5. Versher, Thornton, Bassani, Everhart	9:34.78	(3/5/11)
6. Patterson, Wells, Primm, Barnes	9:35.02	(2/29/08)
7. Edman, Lauderdale, Hartle, Herrera	9:35.36	(3/1/13)
8. Rankin, Everhart, Munguia, Aragon	9:35.45	(1/29/05)
9. O'Neil, Herrera, Hartle, Edman	9:36.03	(2/28/15)
10. Patterson, Primm, Wells, Barnes	9:37.28	(2/27/09)

Men's Indoor All-Time Top-10

High Jump

Name	Time/Mark	Date
1. Rich Pitchford	7-2.50	(2/7/97)
2. Avery Anderson	7-1	(2/22/92)
3. Taylor Hobson	7-0.25	(2/27/09)
3. Cody Crampton	7-0.25	(1/24/14)
5. Sage Stone	7-0.50	(2/26/16)
6. Cameron Spencer	6-11	(1/24/14)
6. Kevin Weaver	6-11	(2/9/02)
8. Luke Barr	6-10.75	(1/27/07)
8. Ed Barnett	6-10.75	(2/15/97)
10. Jonathan Clark	6-10.25	(2/25/11)

Pole Vault

Name	Time/Mark	Date
1. Mike Tully	18-5.25	(3/11/78)
2. Mike Woepse	18-4.50	(2/8/13)
2. Scott Slover	18-4.50	(3/1/97)
4. Yoo Kim	18-1	(1/29/05)
5. Brian McLaughlin	18-0.50	(3/11/00)
6. Johnny Quinn	17-8	(2/6/09)
7. Casey DiCesare	17-7.75	(3/6/10)
8. Pat Luke	17-7	(2/14/04)
9. Dustin DeLeo	17-6.25	(3/1/08)
10. Mike Landers	17-5.50	(2/24/07)

Long Jump

Name	Time/Mark	Date
1. Juaune Armon	26-1.75	(3/12/04)
2. Oliver Jackson	24-8.25	(2/17/01)
3. Austin Hazel	24-5.75	(2/26/16)
4. Nelson Rosario	24-5.50	(2/26/10)
5. Michael Perry	24-2.50	(2/1/14)
6. Taylor Hobson	24-1	(2/24/12)
6. McArthur Anderson	24-1	(2/8/92)
8. Dominique Easterling	23-10.75	(2/24/06)
9. Demetre Howard	23-10.25	(2/3/06)
10. Michael Johnson	23-9	(2/24/06)

Triple Jump

Name	Time/Mark	Date
1. Charles Rogers	53-0.50	(2/22/92)
2. Jonathan Clark	52-9.25	(2/26/11)
3. Mel Moultry	52-1.75	(1/24/98)
4. Michael Johnson	51-3.75	(1/19/07)
5. Dillon Stucky	50-9.25	(2/10/12)
6. Dominique Easterling	50-8.75	(1/19/07)
7. McArthur Anderson	50-7.50	(2/8/92)
8. Demetre Howard	50-5.50	(2/24/06)
9. Juaune Armon	49-7.75	(2/2/01)
10. Steven Taylor	49-3.50	(3/1/08)

Shot Put

Name	Time/Mark	Date
1. John Godina	66-11.25	(3/10/95)
2. Nicholas Scarvelis	66-9.75	(1/16/16)
3. Dan Ames	65-6.75	(3/12/04)
4. Scott Wiegand	65-3.25	(2/22/03)
5. Mark Parlin	64-2	(2/24/96)
6. Braheme Days	63-9.75	(2/26/16)
7. Jonathon Ogden	63-8.75	(3/8/96)
8. John Caulfield	63-7	(2/2/08)
9. Eric Bergreen	62-10.75	(3/8/91)
10. Dotun Ogundeji	62-5.75	(2/12/16)

Weight Throw

Name	Time/Mark	Date
1. Dan Ames	71-2.50	(3/13/04)
2. Alec Faldermeyer	70-11.25	(2/10/12)
3. Boldizsar Kocsor	70-10.75	(2/6/09)
4. Scott Moser	70-10	(2/22/02)
5. Greg Hodel	67-0.75	(2/27/93)
6. Luke Sullivan	66-10	(2/27/98)
7. David Dumble	63-1.50	(2/15/97)
8. Bo Taylor	59-11	(1/17/09)
9. Josh Scherer	59-10	(2/14/14)
10. Jeremy Silverman	57-10.25	(2006)

Heptathlon

Name	Time/Mark	Date
1. Steele Wasik	5,783	(2/26/16)
2. Marcus Nilsson	5,760	(3/14/14)
3. Chris Staton	5,632	(2/27/04)
4. Dominic Giovannoni	5,540	(1/25/13)
5. Casey DiCesare	5,414	(2/25/11)
6. Zack Bornstein	5,228	(2/26/16)
7. Trent Perez	5,151	(2/25/11)
8. David Thomas	5,124	(1/27/12)
9. Matt Reuter	4,941	(2008)
10. David Shortenhaus	4,665	(2006)

Women's Indoor All-Time Top-10

60 Meters

Name	Time/Mark	Date
1. Shakedia Jones	7.29	(3/10/00)
2. Kylie Price	7.33	(2/8/13)
3. Suzie Acolatse	7.43	(2/12/16)
4. Keyon Soley	7.46	(2/11/00)
5. Sheena Johnson	7.47	(2/1/03)
6. Andrea Anderson	7.48	(2/7/97)
7. Monique Henderson	7.50	(2/1/03)
8. Sani Roseby	7.51	(3/2/01)
9. Jessie Maduka	7.53	(2/26/16)
10. Angie Annelus	7.54	(2/26/16)

200 Meters

Name	Time/Mark	Date
1. Monique Henderson	23.49	(2/22/02)
2. Sani Roseby	23.52	(2003)
3. Shakedia Jones	23.58	(3/13/98)
4. Andrea Anderson	24.15	(2/8/97)
5. Angie Annelus	24.21	(2/26/16)
6. T'Carra Penick	24.22	(2/22/02)
7. Ronecia Nash	24.35	(3/6/10)
8. Jessie Maduka	24.37	(2/5/16)
9. Kylie Price	24.39	(2/1/14)
10. Keyon Soley	24.40	(2/11/00)

400 Meters

Name	Time/Mark	Date
1. Sheena Johnson	53.63	(2003)
2. Turquoise Thompson	53.78	(2/22/13)
3. Joy Eaton	53.84	(2/13/10)
4. Ysanne Williams	53.87	(2003)
5. Ashlea McLaughlin	53.94	(2/13/10)
6. Nicole Leach	54.28	(2/28/09)
7. Nicole Gaskins	54.41	(2003)
8. Ally Courtnall	54.56	(2/22/13)
9. Camilla Dencer	54.57	(2/28/09)
10. Bunmi Ogunleye	54.87	(3/2/01)

800 Meters

Name	Time/Mark	Date
1. Lena Nilsson	2:02.62	(2004)
2. Tiffany Burgess	2:05.28	(2/1/03)
3. Ashlea McLaughlin	2:06.73	(3/5/11)
4. Jessica Marr	2:06.79	(2003)
5. Ysanne Williams	2:07.40	(3/2/01)
6. Krishna Curry	2:07.51	(2/28/09)
7. Jenna Timinsky	2:08.06	(2/28/04)
8. Alice Bohannon	2:08.40	(2/24/07)
9. Bridget Hatch	2:09.78	(1/27/01)
10. Tamara Purpura	2:10.24	(2/26/11)

Mile

Name	Time/Mark	Date
1. Lena Nilsson	4:33.41	(3/10/95)
2. Karen Hecox	4:41.03	(3/1995)
3. Allie Bohannon	4:41.42	(2/9/07)
4. Kelsey Smith	4:41.73	(2/28/14)
5. Alejandra Barrientos	4:46.53	(2/1/03)
6. Lauren Jirges	4:49.12	(3/1/08)
7. Shannon Murakami	4:49.24	(2/6/10)
8. Ashley Caldwell	4:49.35	(1/28/06)
9. Rachel Butler	4:49.77	(2/25/12)
10. Sarah Toberty	4:49.81	(1/25/13)

3,000 Meters

Name	Time/Mark	Date
1. Kelsey Smith	9:04.31	(1/31/14)
2. Lena Nilsson	9:13.55	(2/1/03)
3. Alison Costello	9:27.61	(2006)
4. Melissa McBain	9:27.76	(1/31/04)
5. Alejandra Barrientos	9:28.35	(2005)
6. Shannon Murakami	9:30.91	(1/29/10)
7. Annie Mooney	9:36.50	(2/22/13)
8. Katja Goldring	9:37.07	(2/22/13)
9. Aliya Shirif	9:37.40	(2/27/15)
10. Melissa Skiba	9:38.36	(1/29/11)

5,000 Meters

Name	Time/Mark	Date
1. Bronte Golick	16:14.51	(2/27/15)
2. Kelsey Smith	16:16.98	(2/27/15)
3. Katja Goldring	16:33.28	(2/22/13)
4. Shannon Murakami	16:38.13	(2/25/11)
5. Sierra Vega	17:03.78	(2/25/11)
6. Olga Aulet-Leon	17:03.84	(2006)
7. Valerie Flores	17:07.20	(3/7-8/03)
8. Kelcie Wiemann	17:10.03	(2/26/10)
9. Jessica Matthews	17:12.85	(2/1/00)
10. Alejandra Barrientos	17:23.26	(2003)

60 Meter Hurdles

Name	Time/Mark	Date
1. Dawn Harper	7.98	(3/11/06)
2. Sheena Johnson	8.06	(2/27/04)
3. Joanna Hayes	8.10	(2/7/97)
4. Brea Buchannan	8.12	(3/8/13)
5. Lindsay Rowe	8.16	(3/5/11)
6. Sani Roseby	8.20	(3/6/04)
7. Michelle Perry	8.22	(3/9/01)
8. Bisa Grant	8.43	(2/8/97)
9. Trinity Wilson	8.44	(2/14/14)
10. Tatum Souza	8.48	(2/22/13)

4x400 Meter Relay

Name	Time/Mark	Date
1. McKinnon, Johnson, Roseby, Henderson	3:33.24	(3/15/03)
2. Ogunleye, Johnson Williams, McKinnon	3:35.27	(3/10/01)
3. Roseby, Henderson, Burgess, Johnson	3:35.98	(3/2/02)
4. Barlow, Eaton, Curry, McLaughlin	3:36.23	(3/6/10)
5. Williams, Henderson, Burgess, Johnson	3:36.59	(3/9/02)
6. Eaton, McLaughlin, Thompson, Hunter	3:36.77	(2/12/11)
7. McLaughlin, Dencer, Lacy, Leach	3:37.19	(2/28/09)
8. Nilsson, Henderson, Roseby, Johnson	3:37.57	(2/23/02)
9. Curry, Lacy, MacKenzie, Hill	3:38.27	(2/10/07)
10. Eaton, Lacy, Ward, Leach	3:39.64	(2/16/08)

Distance Medley Relay

Name	Time/Mark	Date
1. Burgess, Hernderson, Marr, Nilsson	10:58.19	(3/8/02)
2. Nilsson, Barrientos, Burgess, Henderson	11:07.18	(2/1/03)
3. McBain, S. Johnson, Henderson, Timinsky	11:08.70	(3/12/04)
4. McBain, Hill, Caldwell, Nilsson	11:10.98	(2/14/04)
5. McBain, Roseby, Timinsky, Caldwell	11:21.15	(1/31/04)
6. Kent, Courtnall, Sanders, Smith	11:21.77	(2/28/14)
6. Timinsky, Caldwell, McKinney, Leach	11:23.05	(1/28/06)
7. Hatch, McKinnon, Marr, Canchola	11:25.01	(3/2/01)
8. Nilsson, Ogunleye, Hatch, Vermeulen	11:26.85	(2/11/00)
9. Rizk, Jenkins, Mackay, Scharmann	11:27.26	(2/26/16)
9. Pettway, Toberty, Butler, Reid	11:31.43	(2/24/12)
10. McBain, Timinsky, Caldwell, Barrientos	11:34.16	(2/28/04)

Women's Indoor All-Time Top-10

High Jump

Name	Time/Mark	Date
1. Amy Acuff	6-5.50	(3/11/95)
2. Darnesha Griffith	6-0.75	(2/17/01)
3. Keneisha Creary	6-0.50	(2/17/07)
4. Zibby Boyer	6-0	(1/31/15)
5. Sheena Gordon	5-10.50	(2/13/04)
6. Julie Stevenson	5-10	(2/01/03)
6. Caroline Gyllenbern	5-10	(1/24/14)
8. Ryann Kraiss	5-9.75	(2/26/10)
9. Alexis Walker	5-8.75	(2/27/15)
10. Rhonda Watkins	5-8.50	(2/28/09)

Pole Vault

Name	Time/Mark	Date
1. Chelsea Johnson	14-9	(3/11/06)
2. Tracy O'Hara	14-6	(3/10/00)
3. Tori Anthony	14-2.50	(2008)
4. Allison Koessel	14-1.25	(3/8/13)
5. Tori Peña	13-11.25	(3/13/10)
6. Ingrid Kantola	13-10	(2/17/07)
7. Greta Wagner	13-7.75	(2/26/16)
8. Katy Viuf	13-7.25	(2/27/10)
9. Elena Clarke	13-6.50	(1/31/15)
10. Natasha Kolbo	13-6.25	(2/8/13)

Long Jump

Name	Time/Mark	Date
1. Rhonda Watkins	21-6.75	(3/9/07)
2. Keyon Soley	21-4.75	(3/10/00)
3. Kylie Price	21-2	(2/1/14)
4. Renee Williams	21-1.50	(2/14/04)
5. Danielle Watson	20-9	(3/13/10)
6. Jessie Maduka	20-7	(2/13/15)
7. Bunmi Ogunleye	19-10.75	(3/3/00)
9. Deana Simmons	19-10.25	(2/27/98)
9. Sheena Gordon	19-10.25	(2004)
9. Georgea Richards	19-10.25	(2/23/07)

Triple Jump

Name	Time/Mark	Date
1. Candice Baucham	44-4.75	(3/11/05)
2. Deana Simmons	44-2.50	(3/8/01)
3. Sheena Johnson	42-4.75	(2004)
4. Renee Williams	41-8.75	(2/10/07)
5. Faith Anumba	41-3.75	(1/29/16)
6. Ke'Nyia Richardson	40-11.50	(2/25/11)
7. Kelly O'Connor	39-8.75	(2/5/00)
8. Efe Agege	39-2.50	(1/29/16)
9. Althea Moses	39-1.50	(2/22/92)
10. Kiesha Porter	39-1	(1/24/98)

Shot Put

Name	Time/Mark	Date
1. Valeyta Althouse	59-3.50	(2/24/96)
2. Dawn Dumble	57-8.50	(3/10/95)
3. Seilala Sua	57-4.25	(2/12/99)
4. Nada Kawar	57-0.75	(2/14/98)
5. Jessica Cosby	56-6.50	(3/13/04)
6. Christina Tolson	56-4.75	(3/3/01)
7. Torie Owers	55-2.75	(1/31/15)
8. Chaniqua Ross	54-9.25	(3/21/03)
9. Tracie Millett	54-8.50	(3/8/91)
10. Briona Reynolds	54-2	(2004)

Weight Throw

Name	Time/Mark	Date
1. Ida Storm	74-0.25	(3/13/15)
2. Cari Soong	69-4.75	(3/12/04)
3. Seilala Sua	69-0	(3/10/00)
4. Christina Tolson	68-9.75	(3/10/01)
5. Jessica Cosby	66-11.25	(2/28/04)
6. Rachelle Noble	64-1	(3/13/98)
7. Lara Saye	59-11.25	(1/29/05)
8. Stamatia Scarvelis	59-2.75	(1/29/16)

Pentathlon

Name	Time/Mark	Date
1. Ryann Kraiss	4,041	(2/26/10)
2. Tatum Souza	4,023	(2/22/13)
3. Alexis Walker	3,976	(2/27/15)
4. Kendall Gustafson	3,878	(2/5/16)
5. Nastassja Hall	3,700	(1/29/05)
6. Kimmie Conner	3,658	(2/22/13)
7. Katherine Salcido	3,564	(2/28/14)
8. Georgea Richards	3,540	(2/24/06)
9. Allison Miller	3,497	(1/28/06)
10. Monique Van	3,394	(2/27/15)

Women's All-Time Top-10

100 Meters

1)	10.97	Gail Devers (10.85w)	8/21/87 (W. Berlin)
2)	11.06	Florence Griffith (10.96w)	6/19/83 (Indianapolis)
3)	11.11	Shakedia Jones	5/2/98 (UCLA)
4)	11.16	Evelyn Ashford (11.14w)	6/8/78 (UCLA)
4)	11.16	Jeanette Bolden (11.12w)	6/2/82 (Provo)
6)	11.21	Angela Bailey	8/4/85 (Ottawa)
7)	11.24	Monique Henderson	4/16/05
8)	11.35	LaShon Nedd	8/17/83 (W. Berlin)
9)	11.36	Kylie Price (11.32w)	4/27/13 (USC)
10)	11.43	Andrea Anderson	8/21-25/96 (World Jrs.)

200 Meters

1)	22.23 *	Florence Griffith	6/19/83 (Indianapolis)
2)	22.62	Evelyn Ashford	6/10/77 (UCLA)
3)	22.71	Gail Devers (22.55w)	5/23/87 (Corvallis)
3)	22.71	Monique Henderson	5/1/04 (UCLA)
5)	22.84	Shakedia Jones (22.65w)	5/2/98 (UCLA)
6)	22.89	LaShon Nedd	7/8/83 (Edmonton)
7)	23.02	Angela Bailey	8/4/85 (Ottawa)
8)	23.14	Jolanda Diego	5/3/08 (UCLA)
9)	23.20	Janeene Vickers	4/13/91 (UCLA)
10)	23.22	Angie Annelus	5/27/16 (NCAA Prelims)

400 Meters

1)	49.96	Monique Henderson	6/26/05 (2005 USATF Nationals)
2)	50.94	Florence Griffith	6/3/83 (Houston)
3)	51.48	Andrea Anderson	5/2/98 (UCLA)
4)	51.69	Arlise Emerson	6/25/83 (Los Angeles)
4)	51.69	Nicole Leach	5/3/08 (UCLA)
6)	51.88	Camille Noel	5/22/93 (Berkeley)
7)	51.92	Darlene Malco	5/25/97 (Seattle, WA)
8)	52.26	C.C. Knighten	5/3/86 (Los Angeles)
9)	52.29	LaShon Nedd	6/3/82 (Provo)
10)	52.31	Turquoise Thompson	4/27/13 (USC)

800 Meters

1)	2:02.26	Lena Nilsson	8/13/02 (Malmo, Sweden)
2)	2:03.73	Tiffany Burgess	5/4/02 (UCLA)
3)	2:04.37	Francie Larrieu	7/18/74 (Stockholm)
4)	2:04.70	Krishna Curry	5/17/08 (ASU-Pac-10)
5)	2:05.01	Ashley Caldwell	5/29/04 (NCAA Reg.)
6)	2:05.23	Ysanne Williams	4/3/99 (UCLA)
7)	2:05.48	Ally Courtnall	5/17/15 (UCLA)
8)	2:05.68	Laura Chapel	5/13/89 (Occidental)
9)	2:05.7	Julie Johnson	4/15/89 (UCLA)
10)	2:05.93	Cynthia Warner	5/23/80 (Eugene)

1,500 Meters

1)	4:07.69	Lena Nilsson	5/24/03 (Eugene)
2)	4:10.3	Francie Larrieu	7/1/74 (Milan)
3)	4:12.9	Linda Goen	5/11/80 (UCLA)
4)	4:13.5	Julie Brown	1975
5)	4:14.00	Michele Bush	6/2/82 (Knoxville)
6)	4:16.83	Karen Hecox	7/28/95 (Borlange, Sweden)
7)	4:17.34	Kate Keyes	6/27/76
8)	4:17.60	Alejandra Barrientos	4/18/04 (Long Beach)
9)	4:18.08	Melissa McBain	5/29/04 (NCAA Reg.)
10)	4:18.69	Laura Chapel	5/7/87 (San Diego)

3,000 Meters

1)	9:03.2	Francie Larrieu	7/8/74 (Viareggio)
2)	9:04.31	Kelsey Smith	1/31/14 (Seattle)
3)	9:06.23	Michele Bush	6/26/83 (Los Angeles)
4)	9:09.28	Polly Plumer	6/5/87 (Baton Rouge)
5)	9:12.34	Karen Hecox	7/12/95 (Stockholm, Sweden)
6)	9:13.55i	Lena Nilsson	2/1/03 (Seattle, WA)
7)	9:19.2	Julie Brown	1975
8)	9:22.6	Nancy Brown	4/23/89 (Mt. SAC)
9)	9:23.19	Katherina Kechris	5/19/97 (Los Angeles)
10)	9:23.41	Beth Bartholomew	4/16/94 (Mt. SAC)

3,000m Steeplechase

1)	10:11.30	Emily Scharmann	5/14/16 (Pac-12)
2)	10:13.28	Carolina Johnson	5/14/16 (Pac-12)
3)	10:20.66	Ciara Viehweg	4/11/09 (UCLA)
4)	10:31.34	Alison Costello	4/30/05 (USC)
5)	10:33.48	Leslie Barrie	4/7/06 (UCLA)
6)	10:36.06	Melissa McBain	3/28-29/03 (Stanford)
7)	10:39.62	Elaine Canchola	5/19/01 (Pac-10)
8)	10:40.32	Meghan Marvin	5/4/14 (UCLA)
9)	10:44.09	Julia Barbour	4/19/02 (Pomona)
10)	10:49.49	Jenna Timinsky	4/29/06 (UCLA)

5,000 Meters

1)	15:49.37	Kathy Mintie	3/7/81 (San Diego)
2)	16:01.30	Kelsey Smith	4/4/14 (Stanford)
3)	16:03.90	Karen Hecox	4/28/95
4)	16:14.51	Bronte Golick	2/27/15 (MPSF)
5)	16:17.44	Beth Bartholomew	4/23/94 (Eugene, OR)
6)	16:24.84	Katherina Kechris	5/25/97 (Seattle, WA)
7)	16:25.74	Alison Costello	4/15/05 (Mt. SAC)
8)	16:26.73	Michele Bush	9/17/83 (Tokyo)
9)	16:27.2	Linda Goen	4/25/81 (Mt. SAC)
10)	16:28.97	Shannon Murakami	3/26/10 (Stanford)

10,000 Meters

1)	33:57.2	Michele Bush	4/2/82 (Palo Alto)
2)	34:03.41	Bronte Golick	4/18/15 (Mt. SAC)
3)	34:12.82	Kelsey Smith	4/18/15 (Mt. SAC)
4)	34:41.82	Katja Goldring	4/18/12 (Mt. SAC)
5)	34:47.3	Christine Porter	5/21/88 (UCLA)
6)	34:58.17	Kelcie Wiemann	3/26/10 (Stanford)
7)	34:58.20	Julie Ott	6/3/98 (NCAA)
8)	34:59.3	Debbie Williams	4/23/89 (Mt. SAC)
9)	35:06.44	Jessica Matthews	5/20/00 (Pac-10)
10)	35:08.05	Valerie Flores	3/28-29/03 (Stanford)

100 Meter Hurdles

1)	12.61 *	Gail Devers	5/21/88 (UCLA)
2)	12.77	Brea Buchanan	5/12/13 (Pac-12)
3)	12.79	Sheena Johnson	5/15/04 (Pac-10)
4)	12.80	Dawn Harper	5/27/06 (Provo)
5)	12.89	Joanna Hayes	6/5/99 (NCAA)
6)	12.96	Soni Roseby	5/15/04 (Pac-10)
7)	13.07	Jackie Joyner	8/28/88 (Koblenz W.G.)
8)	13.15	Michelle Perry	5/21/00 (Pac-10)
9)	13.16	Janeene Vickers (13.09w)	5/31/91 (Eugene)
10)	13.24	Lindsay Rowe	5/16/10 (Berkeley)

400 Meter Hurdles

1)	52.95	Sheena Johnson	7/11/04 (Sacramento)
2)	53.47 *	Janeene Vickers	8/29/91 (Tokyo)
3)	54.30	Nicole Leach	6/9/07 (Sacramento)
4)	54.57	Joanna Hayes	Summer 1999
5)	54.99	Turquoise Thompson	6/6/13 (Eugene, NCAA)
6)	55.05	Jackie Joyner	8/30/85 (Brussels)
7)	56.23	Michelle Perry	5/5/01 (USC)
8)	56.55	Gayle Kellon	5/17/86 (UCLA)
8)	56.62	Keisha Marvin	6/3/94 (NCAA)
10)	56.84	Ysanne Williams	6/13/03 (NCAA)

High Jump

1)	6-6*	Amy Acuff	5/19/95 (Pac-10)
2)	6-2	Sheena Gordon	5/29/04 (NCAA Reg.)
3)	6-1 ¹ / ₂	Jackie Joyner	5/30/83 (Houston)
4)	6-1 ¹ / ₄	Tonya Alston	6/2/84 (Eugene)
4)	6-1 ¹ / ₄	Zibby Boyer	3/24/15 (Jim Bush)
6)	6-0 ³ / ₄	Darnasha Griffith	5/6/00 (UCLA), 4/21/02 (Mt. SAC)
7)	6-0 ¹ / ₂	Rhonda Watkins	5/12/07 (Palo Alto)
7)	6-0 ¹ / ₂	Keneisha Creary	2/17/07 (Flagstaff)
9)	6-0	Kari Gosswiller	3/7/81 (San Diego)
9)	6-0	Lisa Coleman	3/19/91 (Indianapolis)

ALL-TIME TOP-10

Pole Vault

1)	15-1*	Chelsea Johnson	3/27/04 (Stanford)
2)	14-7 ^{1/4} *	Tracy O'Hara	4/22/00 (Austin, TX)
3)	14-3 ^{1/4}	Tori Pena	6/6/10 (Mt. SAC)
4)	14-2	Katy Viuf	4/17/10 (Gainesville, FL)
5)	14-1 ^{3/4}	Allison Koresell	3/29/13 (Austin, TX)
5)	14-1 ^{3/4}	Ingrid Kantola	5/17/08 (ASU-Pac-10)
7)	13-10 ^{1/2}	Natasha Kolbo	5/18/14 (WSU - Pac-12)
8)	13-10	Tori Anthony	2/10/12 (Albuquerque)
9)	13-8^{1/2}	Greta Wagner	4/2/16 (Legends)
10)	13-8	Erica Hoernig	5/21/00 (Pac-10)

Long Jump

1)	23-9*	Jackie Joyner	8/21/85 (Zurich)
2)	22-4 ^{1/4} †	Rhonda Watkins	5/25/07 (Eugene)
3)	22-2 ^{1/2}	Gail Devers	4/16/88 (UCLA)
4)	21-6 ^{1/2}	Modupe Oshikoya	5/6/78 (Knoxville)
5)	21-4 ^{3/4}	Kylie Price	3/29/13 (Austin, TX)
6)	21-4	Keyon Soley	5/6/00 (UCLA)
7)	21-3 ^{1/4}	Tonya Sedwick	5/18/91 (Tempe)
8)	21-1.50†	Renee Williams	2/14/04 (Seattle)
9)	21-1 ^{1/4}	Candice Baucham	5/14/05 (Pac-10)
10)	21-0	Danielle Watson	6/26/10 (Des Moines)

Triple Jump

1)	46-2*%#	Candice Baucham	6/11/05 (NCAA)
2)	44-10 ^{1/4}	Roshanda Glenn	6/16/94 (Knoxville)
3)	44-3 ^{1/2}	Renee Williams	4/12/08 (UCLA)
4)	44-2 ^{1/2}	Deana Simmons	3/10/01 (NCAA)
5)	43-8	Gail Devers	3/29/86 (Mt. SAC)
6)	43-4	Jackie Joyner	6/1/85 (Austin)
7)	42-9 ^{1/2}	Sheena Gordon	5/18/03 (Pac-10)
8)	42-6 ^{1/4}	Nicole Duhart	4/29/06 (USC)
9)	42-0	Juliana Yendork	4/10/94 (UCLA)
10)	41-10 ^{3/4}	Keneisha Creary	5/13/07 (Palo Alto)

Shot Put

1)	61-10 ^{3/4} *	Valeyta Althouse	5/19/95 (Pac-10)
2)	58-10 ^{3/4}	Dawn Dumble	1995 (Jenner)
3)	58-4 ^{1/2}	Nada Kawar	6/4/98 (NCAA)
4)	58-3 ^{3/4}	Christina Tolson	5/19/01 (Pac-10)
5)	57-11	Seilala Sua	5/21/99 (Pac-10)
6)	57-10 ^{1/4}	Jessica Cosby	4/30/05 (USC)
7)	57-5	Torie Owers	4/16/16(UCLA)
8)	55-11	Kamaiya Warren	4/29/06 (UCLA)
9)	55-9 ^{1/4}	Tracie Millett	6/1/91 (Eugene)
10)	54-11 ^{1/2}	Stamatia Scarvelis	4/9/16 (UCLA)

Discus

1)	214-0	Suzy Powell	5/10/97 (Modesto)
2)	212-10	Seilala Sua	5/25/99 (Salinas)
3)	199-9	Dawn Dumble	5/20/95 (Pac-10)
4)	198-2	Rachelle Noble	3/28/98 (San Diego Invite)
5)	197-2	Nada Kawar	3/28/98 (San Diego Invite)
6)	190-2	Tracie Millett	5/20/90 (Seattle)
7)	188-6	Chaniqua Ross	5/21/02 (Salinas)
8)	188-0	Lara Saye	4/23/05 (UCSD)
9)	187-2	Kris Larson	1989 (Provo)
10)	184-4	Toni Lutjens	3/22/86 (UCLA)

Hammer

1)	223-3	Ida Storm	4/20/13 (Mt.SAC)
2)	219-5	Jessica Cosby	6/12/04 (NCAA)
3)	216-3	Cari Soong	5/31/03 (NCAA Regionals)
4)	216-2	Seilala Sua	7/17/00 (Olympic Trials)
5)	215-0+	Christina Tolson	6/2/01 (NCAA)
6)	199-0+	Rachelle Noble	4/4/98 (Texas Relays)
7)	200-3	Stamatia Scarvelis	5/1/16 (UCLA)
8)	181-2	Lara Saye	3/5/05 (UCLA)
9)	172-10	Jade Niemeyer	5/2/09 (USC)
10)	169-1	Mary Geers	4/16/16 (UCLA)

Javelin (new implement)

1)	166-1	Tara Ross	5/2/09
2)	161-2	Seilala Sua	5/21/99 (Pac-10)
3)	160-0	Zaybree Haury	3/24/15 (Jim Bush)
4)	150-6	Brittany Borman	3/28/09
5)	145-3	Tatum Souza	4/18/15 (Mt. SAC)
6)	142-3	Sarah Ingram	4/28/07
7)	141-1	Hillary Werth	4/29/06
8)	134-8	Suzanne Linn	5/6/00
9)	128-8	Bridget Pearson	5/4/02
10)	146-1	Karina Powell	4/26/03

Heptathlon

1)	6718 (3942)*	Jackie Joyner	7/27-28/85 (Baton Rouge)
			13.32; 5-11 ^{1/2} ; 48-3 ^{1/2} ; 23.59; 21-11 ^{1/2} ; 147-9 ^{1/4} ; 2:11.46
2)	5771	Tatum Souza	
			13.89; 5-4.50; 43-9.75; 25.36; 18-10; 145-3; 2:16.67
3)	5765	Tonya Sedwick	5/31-6/1 (Provo)
			14.06; 5-8; 37-4 ^{1/4} ; 23.77; 20-3 ^{3/4} ; 110-1/2; 19.64
4)	5759	Michelle Perry	6/1-2/01 (NCAA)
			13.20; 5-4 ^{1/4} ; 37-9 ^{1/4} ; 23.99; 19-2; 124-2; 2:14.36
5)	5720	Shelia Burrell	6/2-3/95 (NCAA)
			13.77w; 5-2 ^{1/4} ; 40-0 ^{1/4} ; 24.05; 19-0; 133-4; 2:14.83
6)	5693	Ryann Kraiss	6/25-26/10 (USAs, Des Moines)
			14.09; 5-8 ^{1/4} ; 32-1 ^{1/2} ; 25.25; 20-1 ^{3/4} ; 122-9; 2:13.07
7)	5656	Marieke Veltman	6/2-3/93 (New Orleans)
			14.08; 5-5 ^{3/4} ; 34-10 ^{1/2} ; 24.44; 20-10 ^{3/4} ; 121-9; 2:22.92
8)	5599	Susie Ray	5/30-31/83 (Houston)
			14.98; 5-4 ^{1/4} ; 46-8 ^{1/4} ; 26.48; 17-7; 179-8; 2:21.30
9)	5500	Tonya Alston	6/22-23/83 (UCLA)
			14.47; 5-11; 42-8; 26.14; 18-11 ^{3/4} ; 138-5; 2:37.3
10)	5442	Kendall Gustafson	4/13-14/16 (Mt. SAC)
			14.74; 5-6 ^{1/2} ; 41-11 ^{1/2} ; 25.90; 18-11 ^{3/4} ; 123-10; 2:21.92

4x100 Relay

1)	43.17	6/1/88 (Eugene)	M. Phillips, S. Parros, C. Smith, G. Devers
2)	43.43	5/15/04 (Pac-10)	S. Roseby, S. Johnson, D. Harper, M. Henderson
3)	43.49	6/11/04 (NCAA)	S. Roseby, S. Johnson, D. Harper, M. Henderson
3)	43.49+	5/2/98 (Pac-10)	M. Perry, S. Jones, A. Anderson, J. Hayes
5)	43.64	5/20/01 (Pac-10)	S. Roseby, S. Johnson, A. McKinnon, S. Jones
6)	43.74	6/3/88 (Eugene)	T. Sedwick, C. Smith, M. Phillips, G. Devers
7)	43.74	6/5/87 (Baton Rouge)	C. Knighten, M. Phillips, K. Church, G. Devers
8)	43.78	5/1/04 (UCLA)	S. Roseby, S. Johnson, D. Harper, M. Henderson
8)	43.81	6/4/99 (NCAA)	M. Perry, S. Jones, A. Anderson, K. Soley
10)	43.83	4/28/90 (USC)	J. Vickers, A. Burnham, T. Sedwick, C. Smith

4x400 Relay

1)	3:27.57	6/10/03 (NCAA)	S. Roseby, S. Johnson, A. McKinnon, M. Henderson
2)	3:28.58	5/30/02 (NCAA)B.	Ogunleye, A. McKinnon, S. Johnson, M. Henderson
3)	3:28.85	6/12/04 (NCAA)	S. Roseby, S. Johnson, A. McKinnon, M. Henderson
4)	3:29.41	6/5/99 (NCAA)	Y. Williams, A. Anderson, K. Soley, M. Perry
5)	3:29.82	6/4/88 (Eugene)	M. Phillips, G. Devers, C. Knighten, J. Vickers
6)	3:30.44	6/5/82 (Provo)	C. Cumbess, A. Emerson, J. Joyner, L. Nedd
7)	3:30.46	6/9/07 (NCAA)	J. Monthe, M. Wisdom, K. Lacy, N. Leach
8)	3:30.54	5/31/01 (NCAA)	A. McKinnon, S. Johnson, Y. Williams, M. Perry
9)	3:31.52	6/7/07 (NCAA)	J. Monthe, M. Wisdom, K. Lacy, N. Leach
10)	3:31.62	5/31/03 (W. Region)A.	McKinnon, S. Johnson, Y. Williams, M. Henderson

4x800 Relay

1)	8:28.61	4/28/01 (Texas Relays)	B. Hatch, J. Marr, T. Burgess, L. Nilsson
----	---------	------------------------	---

Distance Medley Relay

1)	10:58.19	3/8/02 (NCAA Indoor)	T. Burgess, M. Henderson, J. Marr, L. Nilsson
2)	11:07.18	2/1/03 (Seattle, WA)L.	Nilsson, M. Henderson, T. Burgess, A. Barrientos
3)	11:08.70	3/12/04 (NCAA Indoors)	M..McBain, S. Johnson, Ashley Caldwell, L. Nilsson

†Pacific-10 Record/*Collegiate Record/%NCAA Meet Record

‡American Junior Indoor Record/**Boldface** indicates current Bruins

Men's All-Time Top-Ten

100 Meters

(+ = 100m hand time + 0.24)

1)	9.90	Ato Boldon	1996
2)	10.07	Mike Marsh	1989
3)	10.15	Henry Thomas	1987
4)	10.18	Marcus Reed	1994
5)	10.18	Tony Miller	1992
6)	10.20	Eric Brown	1979
7)	10.23	Max Dyce	2013
8)	10.24+	Warren Edmonson	1972
9)	10.28	Greg Foster	1979
10)	10.30	Gentry Bradley	1996

200 Meters

(+ = 200m hand time + 0.24)

(* = 200y hand time + 0.14)

1)	19.80	Ato Boldon	1996
2)	20.18	Henry Thomas	1988
3)	20.20	Greg Foster	1979
4)	20.23	Danny Everett	1988
5)	20.34	Gentry Bradley	1996
6)	20.35	Mike Marsh	1988
7)	20.38	Eric Brown	1981
8)	20.43	Millard Hampton	1977
9)	20.44+	Wayne Collett	1968
10)	20.51	Tony Miller	1992

400 Meters

(+ = 400m hand time + 0.14)

(* = 440y hand time -0.16)

1)	43.87	Steve Lewis	1988
2)	43.98	Danny Everett	1988
3)	44.34*	John Smith	1971
4)	44.54*	Wayne Collett	1971
5)	44.84*	Benny Brown	1973
6)	44.89	Craig Everhart	2004
7)	45.05	Henry Thomas	1987
8)	45.13	Ibrahim Hassan	1996
9)	45.49	Mike Stevenson	1990
10)	45.64*	Maxie Parks	1974

800 Meters

(+ = 880 yards -0.7)

1)	1:44.71	Cory Primm	2011
2)	1:45.81	Jess Strutzel	1999
3)	1:46.73	Nick Hartle	2016
4)	1:46.84	Conrad Suhr	1978
5)	1:47.0	Jeff West	1980
6)	1:47.11	Jon Rankin	2005
7)	1:47.7	Jack Preijers	1984
8)	1:47.78	Scott Crawford	2010
9)	1:47.93	Michael Granville	1997
10)	1:47.8+	Tony Veney	1973

1500 Meters

1)	3:35.26	Jon Rankin	2005
2)	3:40.5	Ron Roberts	1984
3)	3:41.04	Mike Parkinson	1984
4)	3:41.49	Alex Gonzales	1982
5)	3:41.76	Laef Barnes	2008
6)	3:41.97	Mark Hauser	1998
7)	3:42.10	Brian Russell	1981
8)	3:42.1	Bob Day	1964
9)	3:42.13	Marlon Patterson	2010
10)	3:42.17	Daniel Herrera	2015

One Mile

1)	3:55.63	Jon Rankin	2005
2)	3:56.4	Bob Day	1965
3)	3:57.7	Ron Cornell	1980
4)	3:59.96	Laef Barnes	2008
5)	4:00.33i	Marlon Patterson	2010
6)	4:00.38i	Ben Aragon	2003
7)	4:01.4	Bob Seaman	1956
8)	4:01.45i	Mark Hauser	1999
9)	4:01.6	Mike Mullins	1970
10)	4:01.7	Curtis Beck	1974

Steeplechase

1)	8:29.24	Dave Daniels	1982
2)	8:31.55	Mark Junkermann	1987
3)	8:34.80	Erik Emilsson	2005
4)	8:38.8	Gordon Innes	1974
5)	8:43.68	Dylan Knight	2010
6)	8:45.91	Henry Hagenbuch	2008
7)	8:46.6	Mark Lewis	1980
8)	8:47.1	Tom Grewe	1986
9)	8:49.33	Shawn James	1978
10)	8:50.31	Jim Ortiz	1989

Two Miles

1)	8:24.6	Steve Ortiz	1982
2)	8:33.0i	Bob Day	1966
3)	8:34.6i	Mark Junkermann	1987
4)	8:40.1	Steve McCormack	1983
5)	8:41.57	Austin Ramos	2007
6)	8:42.6	Dave Daniels	1981
7)	8:44.18	Jon Butler	1982
8)	8:44.9	Brian Russell	1981
9)	8:45.08	Rich Brownsberger	1985
10)	8:46.0	Gordon Innes	1974

5000 Meters

1)	13:26.85	Meb Keflezighi	1998
2)	13:35.0	Steve Ortiz	1982
3)	13:42.9	Steve McCormack	1983
4)	13:44.2	Bob Day	1966
5)	13:47.4	Geoff Pyne	1966
6)	13:49.34	Mark Hauser	1998
7)	13:49.96	Dustin Fay	2012
8)	13:51.73	Austin Ramos	2007
9)	13:52.35	Mark Junkermann	1987
10)	13:52.7	Mark Dani	1990

Six Miles

1)	28:20.1	Geoff Pyne	1966
----	---------	------------	------

10,000 Meters

1)	28:16.79	Meb Keflezighi	1998
2)	28:21.70	Steve Ortiz	1982
3)	28:47.7	Jon Butler	1982
4)	28:53.07	Rich Brownsberger	1984
5)	29:00.21	Marco Anzures	2010
6)	29:02.58	Kyle Shackleton	2009
7)	29:03.5	Steve Webb	1982
8)	29:05.97	Drew Shackleton	2009
9)	29:07.23	Lane Werley	2016
10)	29:07.5	Rick Rose	1982

Marathon

(26 miles, 385 yards)

1)	2:13:21	Steve Ortiz	1981
2)	2:14:02	Rich Brownsberger	1986
3)	2:17:59	Kyle Shackleton	2009
4)	2:18:07	Dan Caprioglio	1983
5)	2:20:31	Willie Ayyad	1983
6)	2:20:31	Jerry Marsh	1983
7)	2:20:38	Alex Crabill	2010
8)	2:20:54	Ron Cornell	1979
9)	2:24:02	Mark Kushner	1975
10)	2:27:34	Vicken Simonian	1977

High Hurdles

(+ = 120y hand time + 0.27)

(* = 120y auto time + 0.03)

(+ = 110m hand time + 0.24)

1)	13.22	Greg Foster	1978
2)	13.46	James Owens	1978
2)	13.46	Kevin Craddock	2008
4)	13.57	Steve Kerho	1987
5)	13.67+	Charles Rich	1973
6)	13.67	Marcus Allen	1983
7)	13.69	Charles Ryan	2002
8)	13.69	Tony Golston	2004
9)	13.77+	Ron Copeland	1967
10)	13.80	Derek Knight	1990

400 Meters Hurdles

(= 440y auto time -0.26)

(+ = 440y hand time -0.16)

(* = 400m hand time + 0.14)

1)	47.72	Kevin Young	1988
2)	48.10	Andre Phillips	1981
3)	48.59	Brandon Johnson	2005
4)	48.84+	Wayne Collett	1970
5)	49.62	Kyle Erickson	2002
6)	49.67	Jonathan Williams	2005
7)	49.80	Marty Beck	1992
8)	49.82	Rai Benjamin	2016
9)	50.14	Phillip Mills	1976
10)	50.28	Eric McNeal	1980

High Jump

1)	7-7 ¹ / ₄	Del Davis	1982
2)	7-5 ¹ / ₄	Lee Balkin	1984
3)	7-4	Rory Kotinek	1975
4)	7-3 ¹ / ₄	Troy Haines	1986
5)	7-3	Dwight Stones	1972
6)	7-2 ¹ / ₂	Rich Pitchford	1995
6)	7-2¹/₂	Cody Crampton	2014
8)	7-2¹/₄	Michael Burke	2016
8)	7-2 ¹ / ₄	Rick Fletcher	1973
9)	7-2	Jason Meisler	1975
9)	7-2	Dwayne Joseph	1978

Pole Vault

1)	18-8 ³ / ₄	Mike Tully	1978
2)	18-7 ¹ / ₄	Scott Slover	1997
3)	18-5 ¹ / ₄	Mike Woepse	2014
3)	18-4 ¹ / ₂	Yoo Kim	2004
5)	18-2 ¹ / ₂	Anthony Curran	1982
6)	18-1	Dustin DeLeo	2008
7)	18-0 ¹ / ₂	Mike Landers	2006
7)	18-0 ¹ / ₂	Brian McLaughlin	2000
9)	17-10 ¹ / ₂	Jay Borick	1991
10)	17-9 ¹ / ₂	Francois Tracanelli	1973

Long Jump

1)	27-0 ¹ / ₂	James McAlister	1973
2)	26-11 ³ / ₄	Mike Powell	1986
3)	26-7 ¹ / ₄	Jerry Herndon	1974
4)	26-3 ¹ / ₄	George Brown	1952
5)	26-3	Juaune Armon	2002
6)	26-1 ³ / ₄	Finn Bendixen	1972
7)	26-0 ¹ / ₄	John Johnson	1968
8)	25-11 ¹ / ₂	Willie Banks	1975
9)	25-10	McArthur Anderson	1991
10)	25-9 ¹ / ₄	Chip Benson	1982

Triple Jump

1)	55-11 ¹ / ₄	Willie Banks	1978
2)	55-2	Dokie Williams	1982
3)	54-11 ³ / ₄	Clarence Taylor	1974
4)	54-10	Chip Benson	1982
5)	54-7 ¹ / ₂	James Butts	1972
6)	54-1 ³ / ₄	Milan Tiff	1973
7)	53-7 ¹ / ₂	Denny Rogers	1971
8)	53-5 ¹ / ₂	Charles Rogers	1993
9)	53-4 ¹ / ₂	McArthur Anderson	1989
10)	53-3 ¹ / ₄	Dwayne Washington	1987

Shot Put

1)	72-2 ¹ / ₄	John Godina	1995
2)	71-11 ¹ / ₄	John Brenner	1984
3)	69-3 ¹ / ₄	Dave Laut	1979
4)	67-7 ¹ / ₂	Nicholas Scarvelis	2016
5)	67-6 ¹ / ₄	Brian Muir	1984
6)	66-3³/₄	Braheme Days	2016
7)	66-1	Danny Ames	2004
8)	65-9	Marcus Gordien	1979
9)	65-3 ¹ / ₂	Jim Banich	1986
10)	65-3 ¹ / ₄	Scott Wiegand	2003

Discus Throw

1)	223-7 ¹ / ₄ *	Julian Wruck	2013
2)	213-0	John Godina	1995
3)	211-8	Greg Garza	2008
4)	208-2	John Brenner	1984
5)	206-8	Scott Moser	2001
6)	201-8	David Wilson	1989
7)	200-9	Dan Ames	2003
8)	200-5	Darius Savage	2007
9)	200-4	Luke Sullivan	1999
10)	199-10	Jim Banich	1986

Hammer Throw

1)	229-5	Boldizsar Kocsor	2008
2)	229-3	Alec Faldermeyer	2012
3)	224-8	David Wilson	1989
4)	215-4	John Knight	1990
5)	214-2	Dan Ames	2004
6)	211-4	Luke Sullivan	1999
7)	211-1	John Brenner	1984
8)	210-11 ¹ / ₂	Scott Moser	2002
9)	209-11	Greg Hodel	1994
10)	208-6	John Frazier	1985

New Javelin Throw

1)	259-10	Erik Smith	1993
2)	252-1	Greg Johnson	1995
3)	248-7	Josh Johnson	1998
4)	246-10	David Bunevacz	1992
5)	243-9	Jim Connolly	1987
6)	233-9	Derek Eager	2015
7)	228-11	Nate Marum	2001
8)	220-3	Steve Barnett	1990
9)	219-7	Cody Danielson	2014
10)	215-10	Joe Franklin	1998

Old Javelin Throw

1)	256-10	Jim Connolly	1984
2)	256-1	Mark Anderson	1980
3)	255-10	Jason Bender	1983
4)	253-8	Rory Kotinek	1974
5)	251-11	Mike Izzi	1983
6)	249-6	Dick Selby	1966
6)	249-6	Tom Jadwin	1980
8)	248-4	Ted DeMill	1979
9)	245-4	Ron Ulrich	1960
10)	244-6	Peter Jones	1971

Decathlon

1)	8171	Mark Anderson	1981
2)	8121	Jim Connolly	1987
3)	8104	Marcus Nilsson	2013
4)	8089	C.K. Yang	1963
5)	7869	Rick Sloan	1968
6)	7861	Rafer Johnson	1958
7)	7726	Dominic Giovannoni	2013
8)	7521	Steele Wasik	2015
9)	7508	Sam Albanese	1974
10)	7465	Joe Duarte	1987

400 Meter Relay

(+ = 440y hand time -0.06)	
(* = 440y auto time -0.23)	
1)	38.59 1988
2)	38.96 1998
3)	39.06* 1977
4)	39.10 1996
5)	39.11 1987
6)	39.25n 1978
7)	39.27n* 1975
8)	39.31 1995
9)	39.33n 1981
10)	39.34 + 1970

1600 Meter Relay

(mile relay -1.1)	
1)	2:59.91 1988
2)	3:00.55 1987
3)	3:01.95 1986
4)	3:02.12 1999
5)	3:02.3 1969
6)	3:03.2 1973
7)	3:03.3 1971
8)	3:03.3 1972
9)	3:03.79 2004
10)	3:04.11 2005

Sprint Medley Relay

1)	3:18.26 2004
2)	3:19.0 1966
3)	3:21.0 1956
4)	3:28.2n 1958

880 Relay

1)	1:23.3 1966
2)	1:24.8 1952
3)	1:25.8n 1961

Distance Medley Relay

(+ = metric race + 3.3)	
1)	9:29.61 2016
2)	9:31.07 2010
3)	9:33.17iAR 1999
4)	9:33.9 1965
5)	9:34.21 2004
6)	9:36.1 + 1980
7)	9:36.03 2015
8)	9:39.03 2014
9)	9:39.97i+ 1998
10)	9:41.3 1967

Bold indicates current Bruins.

Event	Name	School	Record	Date	Location	Meet
***** MEN *****						
100 Meters	Ngoni MAKUSHA	Florida State	9.89 (1.3)	6/10/2011	Des Moines, Iowa	NCAA Division I Outdoor Championships
200 Meters	Walter DIX	Florida State	19.69 (0.9)	5/25/2007	Gainesville, Fla.	NCAA East Regional
400 Meters	Quincy WATTS	Southern California	44.00	6/6/1992	Austin, Texas	NCAA Division I Outdoor Championships
800 Meters	Donavan BRAZIER	Texas A&M	1:43.55	6/10/2016	Eugene, Ore.	NCAA Division I Outdoor Championships
1500 Meters	Sydney MAREE	Villanova	3:35.30	6/6/1981	Baton Rouge, La.	NCAA Division I Outdoor Championships
Steeplechase	Henry RONO	Washington State	8:05.4h	5/13/1978	Seattle, Wash.	Northwest Relays
5000 Meters	Henry RONO	Washington State	13:08.4h	4/8/1978	Berkeley, Calif.	Arizona State-California-Washington State
10,000 Meters	Sam CHELANGA	Liberty	27:08.49	5/1/2010	Palo Alto, Calif.	Payton Jordan Cardinal Invitational
110 Meter Hurdles	Rinaldo NEHEMIAH	Maryland	13.00 (0.9)	5/6/1979	Westwood, Calif.	
400 Meter Hurdles	Kerron CLEMENT	Florida	47.56	6/11/2005	Sacramento, Calif.	NCAA Division I Outdoor Championships
4x100 Relay	TCU	TCU	38.23A	6/2/1989	Provo, Utah	NCAA Division I Outdoor Championships
4x400 Relay	LSU	LSU	2:59.59	6/11/2005	Sacramento, Calif.	NCAA Division I Outdoor Championships
High Jump	Hollis CONWAY	Louisiana-Lafayette	2.38mA 7-9¾	6/3/1989	Provo, Utah	NCAA Division I Outdoor Championships
Pole Vault	Lawrence JOHNSON	Tennessee	5.98m 19-7½	5/25/1996	Knoxville, Tenn.	
Long Jump	Erick WALDER	Arkansas	8.74mA 28-8¼ (2.0)	4/2/1994	El Paso, Texas	UTEP Springtime
Triple Jump	Keith CONNOR	SMU	17.57mA 57-7¾ (0.0)	6/5/1982	Provo, Utah	NCAA Division I Outdoor Championships
Shot Put	John GODINA	UCLA	22.00m 72-2¼	6/3/1995	Knoxville, Tenn.	NCAA Division I Outdoor Championships
Discus	Hannes HOPLEY	SMU	67.66m 221-11	5/29/2004	College Station, Texas	NCAA Midwest Regional
Hammer	Balazs KISS	Southern California	81.94m 268-10	5/19/1995	Tucson, Ariz.	Pac-10 Championships
Javelin	Patrik BODEN	Texas	89.10m 292-4	3/24/1990	Austin, Texas	Texas Quad
Decathlon	Trey HARDEE	Texas	8465	4/6/2006	Austin, Texas	Texas Relays

Julian Wruck Discus UCLA 68.16m 223-7 6/1/2013 Claremont, Calif.

Event	Name	School	Record	Date	Location	Meet
***** WOMEN *****						
100 Meters	Dawn SOWELL	LSU	10.78A (1.0)	6/3/1989	Provo, Utah	NCAA Division I Outdoor Championships
200 Meters	Dawn SOWELL	LSU	22.04A (0.7)	6/2/1989	Provo, Utah	NCAA Division I Outdoor Championships
400 Meters	Courtney OKOLO	Texas	49.71	4/23/2016	Baton Rouge, La.	LSU Alumni Gold
800 Meters	Suzy FAVOR	Wisconsin	1:59.11	6/1/1990	Durham, N.C.	NCAA Division I Outdoor Championships
1500 Meters	Jenny BARRINGER	Colorado	3:59.90	6/7/2009	Eugene, Ore.	Nike Prefontaine Classic
Steeplechase	Courtney FRERIGHS	New Mexico	9:24.41	6/11/2016	Eugene, Ore.	NCAA Division I Outdoor Championships
5000 Meters	Jenny BARRINGER	Colorado	15:07.64	5/2/2009	Palo Alto, Calif.	Payton Jordan Cardinal Invitational
10,000 Meters	Lisa KOLL	Iowa State	31:18.07	3/26/2010	Palo Alto, Calif.	Stanford Invitational
100 Meter Hurdles	Brianna ROLLINS	Clemson	12.39 (1.7)	6/8/2013	Eugene, Ore.	NCAA Division I Outdoor Championships
400 Meter Hurdles	Kori CARTER	Stanford	53.21	6/7/2013	Eugene, Ore.	NCAA Division I Outdoor Championships
4x100 Relay	TEXAS A&M	Texas A&M	42.36	6/12/2009	Fayetteville, Ark.	NCAA Division I Outdoor Championships
4x400 Relay	TEXAS	Texas	3:23.75	4/3/2004	Austin, Texas	Texas Relays
High Jump	Brigetta BARRETT	Arizona	1.99m 6-6¼	5/11/2013	Los Angeles, Calif.	Pac-12 Championships
Pole Vault	Sandi MORRIS	Arkansas	4.72m 15-5¾	5/15/2015	Starkville, Miss.	SEC Outdoor Championships
Long Jump	Jackie JOYNER-KERSEE	UCLA	6.99m 22-11¼	5/4/1985	Westwood, Calif.	
Triple Jump	Keturah Orji	Georgia	14.53m 47-8 (1.2)	6/11/2016	Eugene, Ore.	NCAA Division I Outdoor Championships
Shot Put	Raven SAUNDERS	Mississippi	19.33m 63-5	6/9/2016	Eugene, Ore.	NCAA Division I Outdoor Championships
Discus	Meg RITCHIE	Arizona	67.48m 221-4	4/26/1981	Walnut, Calif.	Mt. SAC Relays
Hammer	Jenny DAHLGREN	Georgia	72.94m 239-3	4/13/2007	Athens, Ga.	Spec Towns National Team Invitational
Javelin	Maggie MALONE	Texas A&M	62.19m 204-0	6/9/2016	Eugene, Ore.	NCAA Division I Outdoor Championships
Heptathlon	Diane GUTHRIE	George Mason	6527	6/3/1995	Knoxville, Tenn.	NCAA Division I Outdoor Championships

Records according to USTFCCA.org



Munich1972



Montréal 1976



Games of the XXIIIrd Olympiad Los Angeles 1984



Games of the XXIVth Olympiad Seoul 1988



Atlanta 1996



ATHENS 2004



Beijing 2008

1972 - Munich

- ✦ Kate Schmidt, Javelin, 3rd
- ✦ Cindy Gilbert, High Jump
- ✦ Francie Larrieu, 1500m
- ✦ Modupe Oshikoya, Long Jump, Pentathlon (representing Nigeria)
- ✦ Jan Svendsen, Shot Put

1976 - Montreal

- ✦ Kate Schmidt, Javelin, 3rd
- ✦ Evelyn Ashford, 100m, 5th
- ✦ Kathy Weston, 800m
- ✦ Francie Larrieu, 1500m
- ✦ Madupe Oshikoya (representing Nigeria, who did not compete)
- ✦ Karin Smith, Javelin

1980 - Moscow

****(U.S. did not compete)****

- ✦ Jeanette Bolden, 100m
- ✦ Sherri Howard, 400m
- ✦ Lisa Vogelsang, Discus
- ✦ Oralee Fowler, 400m (representing Bahamas)
- ✦ Karin Smith, Javelin
- ✦ Julie Brown, 800m and 1500m

1984 - Los Angeles

- ✦ Evelyn Ashford, 100m, 1st, 4x100m, 1st
- ✦ Jeanette Bolden, 100m, 4th, 4x100m, 1st
- ✦ Angela Bailey, 100m, 6th, 4x100m, 2nd (representing Canada)
- ✦ Julie Brown, Marathon
- ✦ Florence Griffith, 200m, 2nd
- ✦ Sherri Howard, 4x400m Relay, 1st
- ✦ Jackie Joyner, Heptathlon, 2nd Long Jump, 5th
- ✦ Karin Smith, Javelin, 8th

1988 - Seoul

- ✦ Evelyn Ashford, 100m, 2nd, 4x100m, 1st
- ✦ Gail Devers-Roberts, 100mH
- ✦ Florence Griffith-Joyner, 100m, 1st; 200m, 1st; 4x100m, 1st; 4x400m, 2nd
- ✦ Sherri Howard, 4x400m Relay
- ✦ Jackie Joyner-Kersey, Long Jump, 1st, Heptathlon, 1st
- ✦ Karin Smith, Javelin
- ✦ Francie Larrieu-Smith, 10,000m, 5th

1992 - Barcelona

- ✦ Evelyn Ashford, 100m, 4x100m, 1st
- ✦ Gail Devers, 100m, 1st; 100mH, 5th
- ✦ Jackie Joyner-Kersey, Heptathlon, 1st; Long Jump, 3rd
- ✦ Sandy Meyers, 4x400m Relay rep. Spain)
- ✦ Camille Noel, 4x400m Relay (representing Canada)
- ✦ Francie Larrieu-Smith, Marathon
- ✦ Karin Smith, Javelin
- ✦ Janeene Vickers, 400mH, 3rd

1996 - Atlanta

- ✦ Amy Acuff, High Jump
- ✦ Valeyta Althouse, Shot Put
- ✦ Gail Devers, 100m, 1st; 100mH; 110mH; 4x100m, 1st
- ✦ Jackie Joyner-Kersey, Heptathlon Long Jump, 3rd
- ✦ Nada Kavar, Shot Put (representing Jordan)
- ✦ Althea Moses Gilharry, Triple Jump (representing Belize)
- ✦ Sandy Myers, 200m; 400m (representing Spain)
- ✦ Suzy Powell, Discus
- ✦ Dawn Dumble, Shot Put

2000 - Sydney

- ✦ Gail Devers, 100mH
- ✦ Shakedia Jones, 4x100m
- ✦ Andrea Anderson, 4x400m, 1st
- ✦ Amy Acuff, High Jump
- ✦ Nada Kavar, Shot Put (representing Jordan)
- ✦ Seilala Sua, Discus
- ✦ Suzy Powell, Discus
- ✦ Shelia Burrell, Heptathlon

2004 - Athens

- ✦ Gail Devers, 100m; 100mH
- ✦ Joanna Hayes, 100mH, 1st (New Olympic Record)
- ✦ Monique Henderson, 4x400m, 1st
- ✦ Sheena Johnson, 400mH, 4th
- ✦ Amy Acuff, High Jump, 4th
- ✦ Shelia Burrell, Heptathlon, 4th
- ✦ Michelle Perry, Heptathlon

2008 - Beijing

- ✦ Dawn Harper, 100m hurdles, 1st
- ✦ Sheena (Johnson) Tosta, 400m Hurdles, 2nd
- ✦ Monique Henderson, 4x400m, 1st
- ✦ Amy Acuff, High Jump
- ✦ Rhonda Watkins, Long Jump (competing for Trinidad & Tobago)
- ✦ Suzy (Powell) Roos, discus
- ✦ Jessica Cosby, hammer

2012 - London

- ✦ Dawn Harper, 100m hurdles, 2nd
- ✦ Amy Acuff, high jump
- ✦ Tori Peña, pole vault (Ireland)
- ✦ Jessica Cosby, hammer

2016 - Rio De Janeiro

- ✦ Tori Peña, pole vault (Ireland)
- ✦ Brittany Borman, javelin

Florence Griffith-Joyner

Florence Griffith-Joyner was a two-time Olympian, earning five medals in the process. At the 1984 Los Angeles Olympics, FloJo won silver in the 200m. In 1988 at the Seoul Olympics, FloJo made history, setting a new 200m World Record and by winning three gold medals (100m, 200m, 4x100m) and a silver (4x400m). Her 100m (10.49) and 200m (21.34) World Records still stand today.

Evelyn Ashford

Evelyn Ashford was a four-time Olympian, winning four gold medals and one silver during her career.

Jackie Joyner-Kersey

Jackie Joyner-Kersey is the most decorated female track athlete in American history. JJK won six Olympic medals, including three gold, and still holds the World Record in the heptathlon today.

ATHENS 2004

Joanna Hayes

In 2004, Joanna Hayes won the gold medal in the 100m hurdles (12.37, Olympic Record) at the Athens Olympics and was given the Jesse Owens Award, U.S. Track and Field's most prestigious honor.

Gail Devers

Gail Devers won gold in the 100m at the 1992 Barcelona and 1996 Atlanta Olympic Games.

Monique Henderson

At the 2004 Athens Olympics, Monique Henderson won a gold medal on the winning U.S. 4x400m relay team. She also won gold as a member of the 4x400m relay at the Beijing Olympic Games in 2008.

SHEENA (JOHNSON) TOSTA

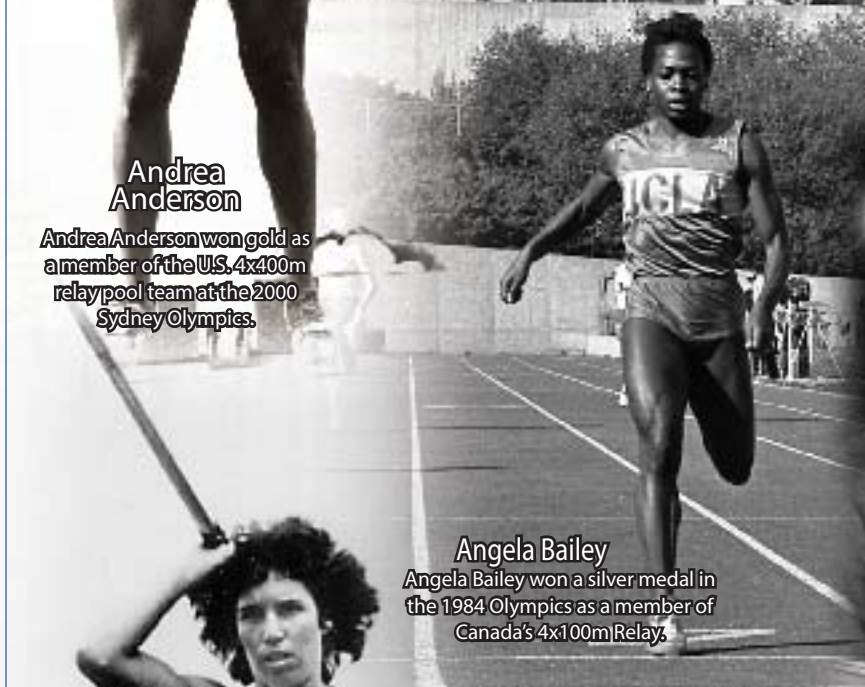
Tosta earned the silver medal in the 400m hurdles at the 2008 Beijing Olympic Games.



Sherri Howard
 Sherri Howard won gold at the 1984 Los Angeles Games as a member of the 4x100m Relay.



Janeene Vickers
 Janeene Vickers earned a bronze medal for her performance in the 400m hurdles at the 1992 Barcelona Games.



Angela Bailey
 Angela Bailey won a silver medal in the 1984 Olympics as a member of Canada's 4x100m Relay.



Johnson & Henderson
 Sheena Johnson and Monique Henderson at opening ceremonies for the 2004 Athens Olympic Games.



Kate Schmidt
 Kate Schmidt won two bronze medals in the javelin with third-place finishes at the 1972 Munich and 1976 Montreal Olympic Games.



Jeanette Bolden
 Head Coach Jeanette Bolden won gold as a member of the 4x100m relay team at the 1984 Los Angeles Games.

DAWN HARPER
 Dawn Harper won gold in the 100m hurdles at the 2008 Beijing Olympic Games.



1932 - Los Angeles

- ✦ George Jefferson, Pole Vault, 3rd

1936 - Berlin

- ✦ James LuValle, 400m, 3rd
- ✦ Bob Young, 1600m relay, 2nd

1948 - London

- ✦ George Stanich, High Jump, 2nd, 4-way tie
- ✦ Craig Dixon, High Hurdles, 3rd

1952 - Helsinki

- ✦ Cy Young, Javelin, 1st
(**set Olympic record**)
- ✦ George Brown, Long Jump, DNP

1956 - Melbourne

- ✦ Rafer Johnson, Decathlon, 2nd
- ✦ Cy Young, Javelin, DNP
- ✦ George Roubanis, Pole Vault, 3rd
(representing Greece)
- ✦ Nagalingam Ethirveerasingham,
(representing Ceylon) High Jump, DNP

1960 - Rome

- ✦ Rafer Johnson, Decathlon, 1st
(**set Olympic record**) and was
the USA flag-bearer in opening parade
- ✦ C.K. Yang, Decathlon, 2nd;
(representing Republic of China)
- ✦ George Roubanis, Pole Vault, DNP
(representing Greece)

1964 - Tokyo

- ✦ C.K. Yang, Decathlon, 5th
(representing Republic of China)
- ✦ Russ Hodge, Decathlon (alternate)

1968 - Mexico City

- ✦ Rick Sloan, Decathlon, 7th
- ✦ Traugott Gloeckler, Shot Put, 12th
(representing West Germany)
- ✦ Bob Day, 5000 meters
- ✦ Don Domansky, 400m
(representing Canada)
- ✦ Roger Johnson, 400m hurdles
(representing New Zealand)
- ✦ Arnd Kruger, 1500m
(representing West Germany)

1972 - Munich

- ✦ Wayne Collett, 400m, 2nd
- ✦ Dwight Stones, High Jump, 3rd
- ✦ John Smith, 400m, hurt in finals
- ✦ Bruce Simpson, Pole Vault, 5th
(representing Canada)
- ✦ Francois Tracanelli, Pole Vault, 8th
(representing France)
- ✦ Jean-Pierre Corval, 400m Hurdles
(representing France)
- ✦ Finn Bendixen, Long Jump
(representing Norway)
- ✦ Roger Johnson, 400m hurdles
(representing New Zealand)
- ✦ Traugott Gloeckler, Shot Put
(representing West Germany)

1976 - Montreal

- ✦ Benny Brown, 1600m Relay, 1st
- ✦ Maxie Parks, 1600m Relay, 1st;
400 meters, 5th
- ✦ Millard Hampton, 200m, 2nd;
400m Relay, 1st
- ✦ James Butts, Triple Jump, 2nd
- ✦ Dwight Stones, High Jump, 3rd
- ✦ James Owens, 110m Hurdles, 6th
- ✦ Don Domansky, 400m; 1600m Relay, 4th
(representing Canada)
- ✦ Francois Tracanelli, Pole Vault
(representing France)
- ✦ Bruce Simpson, Pole Vault
(representing Canada)

1980 - Moscow

- **(**U.S. did not compete**)**
- ✦ Willie Banks, Triple Jump
- ✦ Mike Tully, Pole Vault



1984 - Los Angeles

- ✦ Willie Banks, Triple Jump, 6th
- ✦ Greg Foster, 110m HH, 2nd
- ✦ Dave Laut, Shot Put, 3rd
- ✦ Dwight Stones, High Jump, 4th
- ✦ Mike Tully, Pole Vault, 2nd

1988 - Seoul

- ✦ Willie Banks, Triple Jump
- ✦ Danny Everett, 400m, 3rd; 1600m relay, 1st
- ✦ Steve Lewis, 400m, 1st; 1600m Relay, 1st
- ✦ Mike Marsh, 400m Relay (alternate)
- ✦ Andre Phillips, 400mIH, 1st
- ✦ Mike Powell, Long Jump, 2nd
- ✦ Kevin Young, 400m Hurdles, 4th

1992 - Barcelona

- ✦ Brian Blutreich, Discus
- ✦ Danny Everett, 400m
- ✦ Steve Lewis, 400m, 2nd, 1600m Relay, 1st
- ✦ Mike Marsh, 200m, 1st, 400m Relay, 1st
- ✦ Mike Powell, Long Jump, 2nd
- ✦ Michael Williams, 1600m relay (representing St. Vincent)
- ✦ Kevin Young, 400m Hurdles, 1st

1996 - Atlanta

- ✦ Ato Boldon, 100m, 3rd, 200m, 3rd (representing Trinidad)
- ✦ John Godina, Shot Put, 2nd, Discus
- ✦ Ibrahim Hassan, 400m (representing Ghana)
- ✦ Michael Marsh, 100m, 5th, 200m, 8th, 4x100m relay, second
- ✦ Mike Powell, Long Jump 5th
- ✦ Mike Terry, 4x400m Relay (representing Antigua-Barbuda)

2000 - Sydney

- ✦ Ato Boldon, 100m, 2nd, 200m, 3rd (representing Trinidad)
- ✦ John Godina, Shot Put 3rd, Discus
- ✦ Mebrahtom Keflezighi, 10,000m 12th

2004 - Athens

- ✦ Ato Boldon, 100m, 4x100m Relay, 5th (representing Trinidad)
- ✦ Malachi Davis, 400m, 4x400m Relay (representing Great Britain)
- ✦ John Godina, Shot Put, 9th
- ✦ Meb Keflezighi, Marathon, 2nd
- ✦ Yoo Kim, Pole Vault (representing South Korea)

2008 - Beijing

- ✦ Jonathan Williams, 400m Hurdles (representing Belize)
- ✦ Yoo Kim, Pole Vault (representing South Korea)

2012 - London


- ✦ Mebrahtom Keflezighi, marathon
- ✦ Yoo Kim, Pole Vault (representing South Korea)
- ✦ Julian Wruck, discus (representing Australia)

2016 - Rio De Janeiro

- ✦ Mebrahtom Keflezighi, marathon
- ✦ Nicholas Scarvelis, Shot Put (representing Greece)



In an epic Olympic story, Rafer Johnson and C.K. Yang, teammates at UCLA, competed for the gold medal in the decathlon at the 1960 Rome Olympics. Johnson won the gold medal, with Yang, representing the Republic of China (Taiwan), earning the silver.



Johnson

1960 Decathlon Olympic Champion & Olympic Record Holder Rafer Johnson was a torch bearer for the 1984 Los Angeles Olympics.

Powell

Mike Powell won a silver medal in the long jump at the 1988 Seoul and 1992 Barcelona Olympics and still holds the World Record in the long jump today.

Young

Kevin Young, the world record-holder in the 400m hurdles, won gold in at the 1992 Barcelona Olympics. In 1988 at the Seoul Olympics, Young finished fourth in the 400m hurdles.

Marsh

At the 1996 Olympic Games in Atlanta, Michael Marsh won a silver medal, running the third leg on the U.S. 4x100m relay. At the 1992 Games in Barcelona, Spain, he won two gold medals, winning the 200m and running on the victorious U.S. 4x100m relay.

Lewis

Steve Lewis won gold in the 400m at the 1988 Seoul Olympics and also competed at the 1992 Barcelona Olympics, this time earning silver in the 400m.

Tully

Mike Tully won a silver medal in the pole vault at the 1984 Los Angeles Olympics and was a member of the honorary 1980 team that boycotted the 1980 Moscow Olympics.

Keflezighi

At the 2004 Olympics in Athens, Greece, Meb Keflezighi won the silver medal in the marathon (2:11.29), becoming USA's first male marathon medalist since 1976.

JACKIE JOYNER-KERSEE

Since leaving UCLA after her final year of collegiate competition in 1985, Jackie Joyner-Kersey dominated women's track and field for 13 years. On three different occasions (1994, '87, '86) she was the Track & Field News World Athlete of the Year and on five occasions the top American (1994, '92, '91, '87, '86). In 1997, JJK was the inaugural recipient of the USA Humanitarian Athlete of the Year and, in 1986-87, she received the Jesse Owens Award. JJK still holds the world record in the heptathlon (7291) and the American records in the heptathlon and long jump (24-7 twice).

In Olympic competition, JJK won six medals, including three gold, moving her to the head of the U.S. list, over Bruin alums Florence Griffith-Joyner and Evelyn Ashford, each with five, and Marion Jones, who won five medals, including three gold, at the 2000 Games. In 1996 in Atlanta, JJK could not finish the heptathlon because of a painful right hamstring injury, but came back to win a bronze medal in the long jump. She won a second straight gold medal in the heptathlon and a bronze medal in the long jump at the 1992 Summer Olympics in Barcelona, Spain. At the 1988 Olympics in Seoul, South Korea, JJK won gold medals in the heptathlon (world record) and the long jump. At the 1984 Olympics in Los Angeles, while still at UCLA, she won her first Olympic medal, a silver in the heptathlon, just missing the gold by five points.

Jackie Joyner-Kersey, the world's greatest female athlete, retired from heptathlon competition in 1998, winning the event at the Goodwill Games. She did return to long jump competition at the 2000 U.S. Trials in an effort to make her fifth consecutive U.S. women's Olympic team, but placed sixth (21-10) in the final.


On December 3, 2004, JJK was inducted into the U.S. Track and Field Hall of Fame. Her world record-breaking performance (7,215 pts.) in the 1988 Olympics was named the ninth-best USATF moment of the last 25 years. She also had the 25th-best USATF moment after becoming the first woman to break 7,000 points in the heptathlon.

Joyner-Kersey was also a four-year starter on the UCLA women's basketball team, playing from 1980-83 and 1984-85. She is still listed among the Bruins' best in career scoring, rebounding and assists. JJK continued her basketball career in 1996, playing for Richmond in the ABL.

Known worldwide for her interest in helping others, JJK raised more than \$12 million to build the Jackie Joyner Kersee Youth Center Foundation in her hometown of E. St. Louis, IL. She also keeps busy as the Chairperson of the St. Louis Sports Commission, and the Co-Founder of Jackie Joyner Kersee Racing (NASCAR).

The March 2002 issue of Ebony included Joyner-Kersey on its list of the Top-10 Greatest African-American Women Athletes. In January of 2001, Sports Illustrated for Women named JJK the Greatest Female Athlete of the 20th Century.

In 2003, the UCLA track and field programs hosted the first annual Rafer Johnson/Jackie Joyner-Kersey Invitational, named after two of the greatest Bruin athletes in school history.



Jackie Joyner-Kersey as a Bruin hoopster.

Dec. '04 — Inducted into the USATF Hall of Fame.

Oct. '04 — Breaking world record in the heptathlon named No. 9 USA moment of past 25 years.

June. '04 — Becoming the first women to break 7,000 points in the heptathlon named No. 25 USATF moment of past 25 years.

March '02 — Named one of Ebony magazine's "Top 10 Greatest African-American Women Athletes"

Aug. '01 — National Black Sports and Entertainment H of F (New York City)

May '01 — UCLA Alumnus of the Year Award (2001)

April '01 — Children's Miracle Network "Miracle Awards Recipient"

April '01 — Honda Award "Top Women's Collegiate Athlete of Last 25 Years"

Jan. '01 — Named Sports Illustrated for Women Greatest Female Athlete of the 20th Century

Dec. '99 — Named Associated Press Summer Olympian of the Century

Dec. '98 — Named "Honorary Harlem Globetrotter," only five others have received this honor.

July '98 — Won heptathlon (6,502) at Goodwill Games; retired from competition.

June '97 — Placed second in long jump (22-8w) at USATF Outdoor.

July-Aug. '96 — Won bronze medal in the long jump at Olympics in Atlanta, bringing her career medal count to six, most ever in U. S. history.

June '95 — Won long jump (22-7w, sixth title in a row and seventh overall) and heptathlon (6,375w) at the USA Track and Field Championships

Feb. '95 — Track & Field News' Athlete of the Year

Sept. '94 — Overall and long jump champion in the Grand Prix standings

Aug. '94 — Won the gold medal in the heptathlon in the Goodwill Games

June '94 — Won the U. S. Championship in the long jump and the 100m hurdles

Aug. '93 — Won heptathlon (6,837) at World Championships.

Aug. '92 — Won gold medal in the Olympic heptathlon and bronze medal in the long jump.

Aug. '91 — Won long jump (24-0 1/2) at World Championships.

July '90 — Won Goodwill Games heptathlon.

Sept. '88 — Won the gold medal in the Olympic Heptathlon (7,291) in a world record mark as well as the gold medal in the long jump (24-3 1/2).

July '88 — Won the U.S. Olympic trials heptathlon in a world record total of 7,215 and the long jump with a leap of 24-5 1/2 w.

May '88 — Tied the American record in the 100m hurdles at 12.61.

Feb. '88 — Set American indoor record of 23-0 1/2 in long jump and 7.88 in 60m hurdles.

Aug. '87 — Tied the world record in the long jump at the Pan Am Games—24-5 1/2.

Feb. '87 — Won Sullivan Award as the nation's top amateur athlete.

Aug. '86 — Reestablished the world record in the heptathlon (7,158) at the Olympic Festival in Houston, TX.

July '86 — World record in the heptathlon (7,148). Became the first woman to exceed the 7,000-point barrier in the event at the Goodwill Games in Moscow.

June '85 — Won the Honda Broderick Cup for Collegiate Women's Athlete of the year.

Aug. '84 — Won the silver medal in the Olympic heptathlon and placed fifth in the long jump.

June '83 — Won NCAA heptathlon championship with an NCAA record mark of 6,390, which still stands.

June '82 — Won NCAA heptathlon championship with a then- NCAA record mark of 6,099.

June '82 — Won the TAC heptathlon championship.

June '81 — Third place finisher in the NCAA heptathlon.

June '80 — Eighth in the Olympic Trials long jump competition.

GAIL DEVERS


Gail Devers (1985-1988) has been a four-time Olympian, winning two gold medals in the 100m (1996 Atlanta, 1992 Barcelona). She has won four World Outdoor titles (1999-100mH, 1995-100mH, 1993-100mH/100m) and two World Indoor titles (1997, '93-60m) during her professional career.

Devers ranked No. 1 in the world in the 100m hurdles on seven different occasions (top-10 ranking 10 different years) and ranked No. 1 in the world in the 100m in 1993. In all, Devers was ranked in the top-10 in the world in the 100m seven different times. Nationally, Devers was the top 100m hurdler 10 different times (top-10 13 times). In the 100m, she ranked in the top-10 14 times (twice ranked No. 1).

While at UCLA, Devers won nine Pac-10 titles and two NCAA crowns. In all, she earned 13 All-American accolades. Today, her top times of 10.97 (100m) and 12.61 (100mH) still stand as school records. Her 200m time of 22.71 ranks third all-time, long jump mark of 22-2.50 ranks second and her 400m time of 52.66 is 10th all-time.

Devers holds the American Record in the 100m hurdles (12.33), set at the Olympic Trials in 2000, as well as the Drake Stadium and Collegiate Record (12.61), set at UCLA in 1988.

In 2005, Devers took time away from the track to have her first child. She raced in a few indoor meets in 2007 before taking another break to have her second child.



1985-1988
Gail Devers



1996-1999
Joanna Hayes



JOANNA HAYES

Joanna Hayes (1996-1999) was a standout hurdler and sprinter for UCLA during her career, winning the NCAA Outdoor 400m hurdle crown in 1999 (55.16). In all, Hayes won four Pac-10 titles, three in the 100m hurdles (1998, '97, '96) and one in the 400m hurdles (1997). She was also a member of three Pac-10 Champion relay teams.

In NCAA competition, Hayes was an NCAA Indoor All-American in the 55m hurdles in 1997 (3rd) and four time Outdoor All-American in the hurdles and relays.

On the UCLA all-time top-10 list, Hayes ranks third in both the 100m hurdles (12.89) and 400m hurdles (54.57). Hayes also holds the 100m hurdles (12.93) and 400m hurdles (56.02) UCLA/USC Dual Meet Records.

In 2004, after her gold medal-winning and Olympic Record-breaking performance in Athens, Hayes ended the season with the No. 1 100m hurdles time in the world and nation (12.37). In the 400m hurdles, Hayes ranked in the U.S. top-10 on four different occasions - 1997 (10th), 1999 (5th), 2000 (4th), and 2003 (4th), and was also ranked in the top-10 nationally in the 100m hurdles in 2003 (10th).

In 2004, Hayes was bestowed the Jesse Owens Award, USA Track & Field's most prestigious honor for her outstanding accomplishments on the track. She continues to race in the high hurdles, but had a down year due to injuries in 2007.

SEILALA SUA

Seilala Sua is the most decorated female ever in NCAA Track & Field. During her four-year (1997-2000) career at UCLA, Sua won a combined seven NCAA Outdoor and Indoor individual throwing titles, including six in Outdoor competition, making her the winningest women's athlete in NCAA Outdoor history. She won four consecutive Outdoor discus crowns, becoming only the second woman in Outdoor history to win four straight individual titles in the same event. During her NCAA Championship career, Sua scored a school record 107 points. In Pac-10 competition, Sua won six individual throwing championships and was a two-time Pac-10 Women's Track and Field Athlete of the Year. On the all-time list, Sua ranks second in the discus (212-10), fifth in the shot put (57-11), ninth in the javelin (161-2) and fifth in the hammer (198-10).

During her professional career, Sua has been a two-time Olympian in the discus (2004-Athens, 2000-Sydney), four-time USA National Champion in the discus, one-time USA National Champion in the shot put and three-time World Championships competitor.

For the past eight years, Sua has ranked in the top-10 in the Nation in the discus and had the No. 6 mark in the world in 2001. While she threw the shot put, Sua ranked in the top-10 in the Nation for seven consecutive years.

In 2005, Sua took over coaching duties of the Bruin women's throws program, and in the Summer of 2006, was named the men's and women's throws coach at Cal State Northridge. She retired from competition in 2006 to focus on her coaching career.



1997-2000
Seilala Sua

ATO BOLDEN

While competing for UCLA from 1993-1996, Ato Boldon won two NCAA titles - 100m in 1996 and 200m in 1995. His school records of 9.90 in the 100m and 19.80 in the 200m still stand atop the Bruin record books. At the Pac-10 Championships in 1996, Boldon set a new Drake Stadium record in the 200m (20.00), a mark that has yet to be broken. >>>

After graduating from UCLA, Boldon went on to compete for his native Trinidad/Tobago, winning the World Championship 200m title in 1997. In 1999, he was the No. 1 200m runner in the world (19.88) and No. 2 in the 100m (9.86).

At the Sydney Olympics, competing for Trinidad/Tobago, Boldon won his third and fourth Olympic career sprint medals, winning the silver in the 100m (9.99) and bronze in the 200m (20.20). At the 2001 World Championships, Boldon just missed a medal in the 100m with his fourth-place finish. In 2004, Boldon competed in his final competition as he retired from track and field at the Athens Olympics.

During his career, Boldon was ranked in the top-10 in the world in the 100m seven times and in the 200m five times. Boldon has served as a Senator for Trinidad's main opposition party and currently does commentary for television broadcasts of track meets, including the 2008 Beijing Olympics for NBC. He was inducted into the UCLA Athletics Hall of Fame in October of 2011.



1993-1996
Ato Boldon



1995-1998
Mebrahtom
Keflezighi

MEBRAHTOM KEFLEZIGHI

From 1995-1998, Mebrahtom "Meb" Keflezighi became one of the most prolific all-time distance runners at UCLA. During his career as a Bruin, Meb was an NCAA Cross Country Champion, two-time Pac-10 and District 8 Cross Country Champion, three-time NCAA Indoor All-American, NCAA 5000m Indoor Champion, NCAA Outdoor 5000m and 10,000m Champion and two-time Pac-10 5000m Champion. He holds the school record in the 10,000m (28:16.79), the junior and senior class records in the 10,000m, and all four class records in the 5000m.

Since his graduation, Keflezighi has brought American distance running back into the limelight. He is a three-time USATF 10,000m Champion (2004, '02, '00), most recently having won the USA Olympic Trials competition in 2000 and 2004. In 2001, Meb broke the American Record in the 10,000m (27:13.98), a record which still stands today.

At the 2004 Athens Olympics, Keflezighi won a silver medal in the marathon, becoming America's first marathon medalist since 1976. Keflezighi has also competed in the New York Marathon, having placed second in 2004, third in 2005 and 21st in 2006.

Keflezighi still trains with former Bruin Coach Bob Larsen in the Mammoth Lakes, CA area. He was sixth at the 2011 ING New York Marathon (2:09.13) and then won the 2012 U.S. Olympic Trials with another lifetime-best run of 2:09.08. He became the first American man to win the New York Marathon and the Olympic Trials. With his showing at the 2016 Trials, Keflezighi qualified for his fourth Olympic team.

Meb won the 2014 Boston Marathon, becoming the first American in 31 years to win the event. He was later named the Jesse Owens Athlete of the Year.

JOHN GODINA


Arguably the most decorated male thrower in American history, John Godina is a shoe-in for the USATF Hall of Fame. During his career at UCLA, Godina was a three-time Outdoor and two-time Indoor NCAA Champion, 10-time All-American, six-time Pac-10 Champion and set the Collegiate Record in the shot put (72-2.25, still stands). In his final year at UCLA, Godina won his first World Championship shot put title, as well as NCAA shot put and discus crowns.

After his graduation, Godina continued to shine in his professional career. A three-time Olympian, Godina won his first shot put medal, a silver, at the 1996 Sydney Olympics, and followed that up with a bronze at the 2000 Olympics. He is a three-time World Outdoor Shot Put Champion (2001, '97, '95), three-time USA Outdoor Shot Put titlist (2001, '99, '98), one-time USA Discus Champion (1998) and two-time Jesse Owens Award recipient (given by USATF to the most outstanding male track and field performer).

In 2000, Godina became the first American men's track and field athlete since 1924 to make the U.S. Olympic team in both the shot and discus. He also became the first man since Parry O'Brien in 1955 to win both the shot put and discus titles at the U.S. Outdoor Championships. During the 2005 season, Godina posted the top mark in the world in the shot put, 72-10.75.

He took the 2006 season off to recover from shoulder surgery and returned in 2007, posting the No. 6 shot put mark in the U.S. He was ranked fifth in the U.S. in the discus in 2008.

Today, Godina owns and operates the World Throws Center in Phoenix, AZ, a state-of-the-art training center for elite athletes. He also coached Dan Taylor to a spot on the World Championship team in the shot put. >>>



1992-1995
John Godina

In all, six women have been inducted into the National Track & Field Hall of Fame - Kate Schmidt (1994), Florence Griffith-Joyner (1995), Francie Larrieu Smith (1998), Evelyn Ashford (1997), Jackie Joyner-Kersey (2004) and Gail Devers (2011).



1994
Kate Schmidt

Kate Schmidt was inducted into the USA Track & Field Hall of Fame in 1994 and was UCLA's first woman inductee. Schmidt won the NCAA javelin title in 1975 (198-1) and still holds the UCLA school record with a throw of 209-7, which she also set in 1975.

Nicknamed "Kate the Great" with good reason, she completely dominated the American women's javelin throwing scene for a decade. She broke the American javelin record 10 times, culminating with a throw of 227' 5" that has held up as the record for more than a quarter century. At the time, that throw was a world record and established her place on the international scene. Schmidt was third at the 1972 and 1976 Olympic Games and was also a member of the 1980 Olympic team that didn't compete. She just missed making the 1984 team when she placed fourth at the U.S. Trials. She won seven national titles and placed in the top three in 12 of 13 national championships from 1972 to 1984.



1995
Florence Griffith-Joyner

Florence Griffith-Joyner won the NCAA 200m championship in 1982 and the 400m title in 1983. She was a silver medalist in the 200m at the 1984 Olympics and also medaled at the 1987 World Outdoor Championships, taking second in the 200m and running on the winning 4x100m relay team. At Seoul in 1988, she won three gold medals (100m, 200m, 4x100m relay) and one silver (4x400m relay), setting a world record in the 200m. It was Flo-Jo's golden moment and it will be tough to repeat.

She still holds the women's world record of 10.49 for 100 meters and 21.34 for 200 meters and no one has come close to threatening them. Her 10.49 at the 1988 Olympic Trials in Indianapolis was one of the most eye-popping performances in track and field history.

She won the Sullivan Trophy in 1988. Flo-Jo married Al Joyner, 1984 Olympic triple jump champion, in 1987. She died on September 21, 1998 at the age of 38.



1998
Francie Larrieu (Smith)

Francie Larrieu Smith's running career spanned four decades and 35 U.S. distance records from 1000m to two miles. In 1998 she was inducted into the USA Track & Field Hall of Fame.

Larrieu Smith was on 28 national teams and won 21 national titles. She was a member of five Olympic teams, starting in 1972 when she ran the 1500m. Larrieu Smith also ran the 1500m at the 1976 Games and was a team member at that distance in 1980. She missed out on the 1984 team but ran the 10,000m at the 1988 Games, taking fifth. Larrieu Smith moved up to the marathon for the 1992 Games. At the '92 Games, she carried the U.S. flag at the Opening Ceremonies.

She has been nationally ranked in every event from 800m to the marathon. Larrieu Smith also ran in the 1987 and '91 World Track and Field Championships in the 10,000m.

While at UCLA, Larrieu Smith won the 1974 AIAW Outdoor titles in the 880, mile and two-mile and still leads the UCLA chart in the 3000m (9:03.2).



1997
Evelyn Ashford

In 1997, Evelyn Ashford was inducted into the USA Track and Field Hall of Fame. She was inducted into the UCLA Athletics Hall of Fame in 1990. Ashford ranked No. 1 in the world four times in the 100m and was the top-ranked American seven times, including four in a row from 1981-84.

A competitor at the 1976 Olympic Games while attending UCLA, she also competed in the 1984, 1988 and 1992 Games, winning four gold medals and a silver. She was a two-time World record holder in the 100m.

While at UCLA, Ashford won four national collegiate titles in the sprints and relays and led the Bruins to the 1977 national championship.

In 2003, she was named to the Board of Directors for the U.S. Anti-Doping Agency, and in November of 2005 was named to the U.S. Olympic Hall of Fame Class of 2006.




2004
Jackie Joyner-Kersey

Jackie Joyner-Kersey was honored in April 2001 by the Honda Award as the Top Women's Collegiate Athlete of the Last 25 years. In January 2001, she was named the World's Greatest Female Athlete of the 20th Century by *Sports Illustrated for Women*. Joyner-Kersey was named the Summer Olympian of the Century by the *Associated Press* in December 1999. The world record-holder in the heptathlon, JJK's six Olympic medals, including three gold, was the highest total ever won by a U.S. woman. (Bruin alumnae Florence Griffith-Joyner and Evelyn Ashford were second with five apiece). JJK was inducted into the UCLA Athletics Hall of Fame in 1996. In 1987 and '86, she was given the Jesse Owens Award.

In 2003, the UCLA track and field programs hosted the first annual Rafer Johnson/Jackie Joyner-Kersey Invitational, named after two of the greatest Bruin athletes in school history. JJK was inducted into the U.S. Track and Field Hall of Fame in December of 2004. She also had the ninth and 25th top moment of the past 25 years in track and field. Her world record breaking heptathlon total of 7,215 points was the ninth best moment, while becoming the first woman to break the 7,000 point barrier was ranked 25th.

In 2006, Joyner-Kersey was inducted into the California Sports Hall of Fame as a member of the inaugural class.



2011
Gail Devers


Gail Devers (1985-1988) has been a four-time Olympian, winning two gold medals in the 100m (1996 Atlanta, 1992 Barcelona). She has won four World Outdoor titles (1999-100mH, 1995-100mH, 1993-100mH/100m) and two World Indoor titles (1997, '93-60m) during her professional career.

Devers ranked No. 1 in the world in the 100m hurdles on seven different occasions (top-10 ranking 10 different years) and ranked No. 1 in the world in the 100m in 1993. In all, Devers was ranked in the top-10 in the world in the 100m seven different times. Nationally, Devers was the top 100m hurdler 10 different times (top-10 13 times). In the 100m, she ranked in the top-10 14 times (twice ranked No. 1).

While at UCLA, Devers won nine Pac-10 titles and two NCAA crowns. In all, she earned 13 All-American accolades. Today, her top times of 10.97 (100m) and 12.61 (100mH) still stand as school records. Her 200m time of 22.71 ranks third all-time, long jump mark of 22-2.50 ranks second and her 400m time of 52.66 is 10th all-time. Devers holds the American Record in the 100m hurdles (12.33), set at the Olympic Trials in 2000, as well as the Drake Stadium and Collegiate Record (12.61), set at UCLA in 1988.

In 2005, Devers took time away from the track to have her first child. She raced in a few indoor meets in 2007 before taking another break to have her second child. She was inducted in December of 2011.

In all, 10 UCLA men have been inducted into the USA Track & Field Hall of Fame - Rafer Johnson (1974, inaugural class), Jim Bush (1987), Dwight Stones (1998), Greg Foster (1998), Willie Banks (1999), Mike Powell (2005), Kevin Young (2006), Elvin C. "Ducky" Drake (2007) and John Godina and Coach Bob Larsen (2013).



1974
Rafer
Johnson

Former world record-holder in the decathlon Rafer Johnson won the gold medal at the 1960 Olympics in Rome, Italy. At the 1956 Melbourne Olympics, Johnson, competing with an injury, won the silver medal in the decathlon. For the remainder of his career, he would not lose another multi-event competition.

In 1974, he was inducted into the National Track & Field Hall of Fame and, in 1984, was a charter inductee into the UCLA Athletics Hall of Fame. As a Bruin, he won Pac-10 Championships in the 220y low hurdles in 1956 and in the javelin in 1958. Johnson lit the Olympic torch at the 1984 Olympics in Los Angeles. His daughter Jenny was an All-American volleyball player for the Bruins. As a Bruin senior, his son Josh placed second (248-7) in the javelin at the 1998 USA Outdoor. Johnson currently serves as the Chairman for the Board of Directors of the Southern California Special Olympics.

In 2006, Johnson was inducted into the California Sports Hall of Fame as a member of the inaugural class.




1987
Jim Bush

During his tenure as UCLA's men's head coach from 1965-1984, Bush led the Bruins to an impressive 20-year dual meet record of 151-21-0 (.879), seven national dual meet titles, seven Pac-10 crowns and five NCAA championship team titles. In 1966, his Bruins recorded UCLA's first ever dual meet victory over USC, winning 86-59 at the Coliseum. From 1968-88, 23 of his athletes competed in the Olympics, winning four gold, five silver and three bronze medals.

In 1987, Bush was inducted into the National Track & Field Hall of Fame. In December 1996, he was inducted into the U.S. Track Coaches Association Hall of Fame. And, the following year (1997), he was inducted into the UCLA Hall of Fame.

In the February 2000 issue of *Coach & Athletic Director* magazine, Bush was listed as one of the 13 most influential collegiate track and field coaches for the 20th century.



1998
Dwight
Stones

Dwight Stones, a former world record-holder in the high jump, was one of the world's top jumpers from 1973-84. He represented the U.S. in three Olympic Games, winning the bronze in both 1972 and '76 and placing fourth in 1984. An 11-time national champion, Stones, who attended UCLA and Long Beach State, set his first world-record in Munich, Germany in 1973 by clearing 7-6.50. That jump also made him the first "flop" jumper to set a world high jump record. He raised the world record to 7-7 in 1976 and added another quarter inch to the record two months later. He won the Olympic Trials in 1972 and '84. While at UCLA, Stones placed third at the 1972 NCAA Outdoor Championships. He is now one of television's top track and field analysts.


In 2003, Stones was presented a Lifetime Achievement Award by the Los Angeles Track & Field Organizing Committee.



1998
Greg Foster

Greg Foster was one of the world's greatest hurdlers from 1981-91. He was a national collegiate champion while at UCLA in both the high hurdles (1978, '80) and 200m (1979), and still leads the All-time Bruin chart in the high hurdles (13.22).

After college, Foster won 10 national titles, both indoor and outdoor, and he won the first three world outdoor championships (1983-87-91). Foster's best Olympic Games showing was a silver in 1984. He was world-ranked for 15 of 16 years from 1977-92, achieving top-five rankings five times. He was world-ranked in the 200m in 1979 and set world indoor hurdles records in 1986 and '87. He was a member of 12 international teams, and was the 1991 world indoor champion and the 1981 World Cup winner.



1999
Willie Banks

In his first competition since retiring in 1992, Bruin great Willie Banks set a world triple jump record in the 45-49 age group in June 2001 (47-8.75). In 1999, the former world record-holder in the triple jump, was inducted into the USA Track & Field Hall of Fame. One of the greatest triple jumpers ever produced by the U.S., Banks had his best moment on June 16, 1985 when he set a world record of 58-11.50 at the USA Outdoor Championships in Indianapolis, IN. That was merely the culmination of a career that started in Oceanside, CA. After graduating from high school, Banks attended UCLA and was twice runner-up in the NCAA Championships (1977-78) and won two Pac-10 titles (1977-78).

After college, he achieved his greatest success, setting his first American record in 1981 and increasing that record six more times. Banks represented the U.S. in 18 international competitions and was a member of the 1980, '84 and 1988 Olympic teams. He was also on the 1983 and '87 U.S. World Championship teams. In 1985, Banks was the *Track & Field News*' and U.S. Olympic Committee Athlete of the Year. He also served USA Track & Field as chair of the Athletes' Advisory Committee, in addition to serving as an organization vice president.



2005
Mike Powell

In 2005, Mike Powell became the 11th Bruin member inducted into the USATF Hall of Fame.


In what many consider the greatest head-to-head competition in track and field history, Mike Powell won the 1991 World Outdoor Championships men's long jump gold medal over fellow Hall of Famer Carl Lewis by setting the world record of 8.95 meters/29 feet, 4.50 inches, in Tokyo, Japan. The mark broke the previous standard set by Bob Beamon in 1968. Powell, who also won the World Outdoor Championships gold medal in 1993, was a two-time Olympic silver medalist and six-time USA Outdoor champion. Ranked #1 in the world on four occasions, he won 34 consecutive competitions in 1993 and 1994.



Kevin Young was inducted into the USA Track & Field Hall of Fame in December of 2006. Young had an incredible career highlighted by a gold medal finish in the 400m hurdles at the 1992 Barcelona Olympics where he set a new World Record, 46.78, a time that has yet to be broken. He is the only man in track and field history to run sub-47 seconds. At the 1988 Seoul Olympics, Young finished fourth in the hurdles.

While at UCLA, Young won the 1987 and 1988 NCAA 400m hurdles titles, was the NCAA runner-up in the intermediate hurdles in 1986 and was a member of two 4x400m relay NCAA Championship teams (1987/1988). He was a three-time Pac-10 Champion in the 400m hurdles. Today, his school record (47.72), junior (48.15) and senior (47.72) class records still stand at UCLA.

Young won the USA Track & Field Senior National 400m hurdles title in 1992 and 1993 and was the No. 1 ranked American intermediate hurdler in 1989, 1992 and 1993. For eight straight seasons (1986-1993), Young was ranked in the U.S. top-10 list, as well as in 1996 and 1998. He was the No. 1 world-ranked hurdler in 1989, 1992 and 1993, and was ranked in the top-10 in the world on eight total occasions.



Elvin "C" Ducky Drake was inducted into the USA Track & Field Hall of Fame in December of 2007, becoming the 13th Bruin to join the Hall of Fame after a storied career at UCLA.

In 19 seasons under Drake, UCLA had a dual meet record of 107-48-0 (.690) and won one NCAA Championship and one Pac-10 title. Drake was a charter member into the UCLA Hall of Fame in 1984 and was inducted into the USA Track & Field Track & Field Hall of Fame.

In 1973, the Bruin track and field complex was officially named "Drake Stadium" in honor of the UCLA coaching legend who had been associated with UCLA as a student-athlete, coach and athletic trainer for over 60 years.

Some of Drake's star athletes include Rafer Johnson, C.K. Yang, George Stanich, Craig Dixon and George Brown.



John Godina finds his name near the top of a long list of dominant American men in the shot put. A total of four times in his career he finished the year ranked No. 1 in the World in the event and finished no worse than second in the World from 1995 until 1998.

His career is highlighted with a Silver Medal at the 1996 Atlanta Olympic Games, a Bronze Medal at the 2000 Sydney Olympic Games and winning a trio of World Outdoor Championships Gold Medals ('95, '97, '01).

A standout for Bob Larsen and throws coach Art Venegas at UCLA, Godina won five NCAA individual titles in his Bruin career, including the indoor shot put and outdoor discus titles in 1994, indoor and outdoor shot put and outdoor discus championships in 1995 and setting the collegiate outdoor shot put record (72-2.5). He was a 10-time All-American in the shot put and discus and six-time Pac-10 champion. Godina is a 2005 inductee into the UCLA Athletics Hall of Fame.

He also won the 1998 World Cup title in the shot put and earned World Indoor Championships Gold in 2001 and Silver Medals in 1999 and 2003. Retiring in 2008, Godina was elected to the National Track & Field Hall of Fame the first year he was eligible.



Legendary coach Bob Larsen was named NCAA track & field or cross country Coach of the Year four different times at UCLA before coaching Mebrahtom Keflezighi to the 2004 Olympic silver medal in the marathon. Larsen was selected in the coaches category.

During the 15 seasons Larsen served as coach of the UCLA Bruins men's track & field and cross country teams, he led 12 individuals to a total of 20 NCAA titles and directed UCLA to back-to-back NCAA Outdoor track & field team championships in 1987 and 1988.

In a brilliant career that has spanned six decades, Larsen overall would coach 13 athletes to a total of 25 national championships. As UCLA's head coach, he held a 118-3-1 record in dual meets and was selected PAC-10 Coach of the Year nine times. He was selected the Team USA distance coach for the 2004 Olympic Games where he coached Keflezighi to a silver medal in the marathon and later helped him to win the 2009 New York City Marathon.

Three times in his career Larsen was selected NCAA track & field Coach of the Year ('87, '88, '95) and once in cross country ('80). As the UCLA men's cross country coach for 20 years (1980-99), he directed the Bruins to two conference titles ('80, '81) and six NCAA appearances, including fifth-place finishes in 1980/1981.