



UNIVERSITY OF MICHIGAN BASKETBALL

2016-17 GAME DAY NOTEBOOK

MICHIGAN BASKETBALL | 2016-17

Overall: 7-2	Big Ten: 0-0	AP Poll: <i>not ranked</i>
Home: 5-1	Home: 0-0	Coaches Poll: <i>not ranked</i>
Away: 0-1	Away: 0-0	RPI: 51st (ESPN)
Neutral: 2-0	Neutral: 0-0	SOS: 103rd (ESPN)

2016 PRESEASON

Friday	N4	ARMSTRONG STATE	W	77-49	BTN-Plus
---------------	-----------	------------------------	----------	--------------	-----------------

2016-17 REGULAR SEASON

Friday	N11	HOWARD (1)	W	76-58	BTN Plus
Sunday	N13	IUPUI (1)	W	77-65	ESPNU
Thursday	N17	vs. Marquette (2)	W	79-61	ESPN2
Friday	N18	vs. SMU (2)	W	76-54	ESPN2
Wednesday	N23	at South Carolina	L	46-61	ESPNU
Saturday	N26	MOUNT ST. MARY'S	W	64-47	ESPN3
Wednesday	N30	VIRGINIA TECH (3)	L	70-73	ESPN2
Saturday	D3	KENNESAW STATE	W	82-55	BTN Plus
Tuesday	D6	TEXAS	W	53-50	ESPN2
Saturday	D10	at 2/2 UCLA	5:05 p.m. PT	ESPN2	
Tuesday	D13	CENTRAL ARKANSAS	9 p.m.	BTN	
Saturday	D17	MARYLAND EASTERN SHORE	3 p.m.	BTN	
Thursday	D22	FURMAN	7 p.m.	BTN	
Sunday	J1	at Iowa+ (4)	TBD	BTN	
Wednesday	J4	PENN STATE+	8:30 p.m.	BTN	
Saturday	J7	MARYLAND+	3:15 p.m.	ESPN2	
Wednesday	J11	at Illinois+	8 p.m. CT	BTN	
Saturday	J14	NEBRASKA+	2 p.m.	BTN	
Tuesday	J17	at Wisconsin+	8 p.m. CT	ESPN	
Saturday	J21	ILLINOIS+	2:15 p.m.	BTN	
Thursday	J26	INDIANA+	9 p.m.	ESPN2	
Sunday	J29	at Michigan State+	1 p.m.	CBS	
Saturday	F4	OHIO STATE+	6 p.m.	ESPN2	
Tuesday	F7	MICHIGAN STATE+	9 p.m.	ESPN/2	
Sunday	F12	at Indiana+	1 p.m.	CBS	
Thursday	F16	WISCONSIN+	7 p.m.	ESPN/2	
Sunday	F19	at Minnesota+ (5)	TBD	CBS or BTN	
Wednesday	F22	at Rutgers+	6:30 p.m.	BTN	
Saturday	F25	PURDUE+	TBD	ESPN/2	
Wednesday	M1	at Northwestern+	6 p.m. CT	BTN	
Sunday	M5	at Nebraska+	7 p.m. CT	BTN	

2017 BIG TEN TOURNAMENT (WASHINGTON, D.C.)

Wednesday	M8	First Round	BTN ESPN/2
Thursday	M9	Second Round	BTN ESPN/2
Friday	M10	Quarterfinal	BTN ESPN/2
Saturday	M11	Semifinal	1/3:30 p.m. CBS
Sunday	M12	Championship	3 p.m. CBS

2017 NCAA TOURNAMENT

Sunday	M12	Selection Sunday	CBS
Tue-Wed	M14-15	First Four	truTV/TBS/TNT/CBS
Thu-Sun	M16-19	First & Second Rounds	truTV/TBS/TNT/CBS
Thu-Sun	M23-26	Regional Rounds	TBS
Saturday	A1	Final Four	TBS
Monday	A3	National Championship	TBS

All game times are local to site | + Big Ten game

1: 2K Classic, Ann Arbor Regional, Ann Arbor, Mich. (Crisler Center)

2: 2K Classic, Championship Round, New York, N.Y. (Madison Square Garden)

3: ACC/B1G Challenge, Ann Arbor, Mich. (Crisler Center)

4: BTN wildcard, determined no later than Dec. 15, 2016

5: CBS wildcard game, determined no later than Jan. 30, 2017

**MICHIGAN wolverines (7-2; 0-0 Big Ten)
at 2/2 UCLA bruins (9-0; 0-0 Pac 12)****GAME DAY**

- **Date:** Saturday, December 10, 2016
- **Tip:** 5:05 p.m. PT, possible slip to 5:10 p.m. PT
- **Location:** Los Angeles, Calif.
- **Arena:** Pauley Pavilion (12,829)
- **TV Broadcast:** ESPN2
- **TV Crew:** Dave Flemming (p-by-p) & Dan Dakich (analyst)
- **U-M Radio:** Detroit: WWJ (950 AM) | Ann Arbor: WWWW (102.9 FM)
- **U-M Radio Crew:** Matt Shepard (p-by-p) & Terry Mills (analyst)
- **Satellite Radio:** Sirius: 81 | XM: n/a | Internet: 81 *NOTE: UCLA broadcast*

**MAIZE & BLUE THINGS TO KNOW**

- Derrick Walton Jr. needs just nine points (991) to become the 51st Wolverines to reach 1,000 in a career. Walton is second on U-M with 12.1 points per game.
- Zak Irvin leads U-M with 13.6 points per game having scored in double figures in seven of nine games. He scored a season-best 23 points against Virginia Tech (Nov. 30). He
- Over his last four games, Moe Wagner has gone 24-for-35 from the field (68.6%), including a career-best 20 points against Kennesaw State (Dec. 3).
- Mark Donnal and Duncan Robinson have become U-M's Two-Headed Sixth-Man. Donnal is averaging 5.9 points, 3.3 rebounds and shooting 60.6 percent from the field. After starting the first two games, Robinson has now come off bench for 7.9 points per game. In his last three games, Robinson has scored 11.0 ppg shooting 12-for-25 (48 percent) with seven triples and a season-best 15 points against Virginia Tech (Nov. 30).
- In four of his last six games, Walton has five-plus assists including a season-best eight vs. Kennesaw State. He leads U-M with 4.0 per game. For his career, he has 346, just 20 away from cracking U-M's all-time top 10.





















A LITTLE BIT ABOUT UCLA

- No. 2/2 UCLA (9-0) is off to its best start since the 2006-07 season after defeating then-No. 1 Kentucky, 97-92, on Saturday afternoon (Dec. 3). Six players scored in double figures in the win, led by Isaac Hamilton's 19 points. TJ Leaf had a double-double with 17 points and 13 rebounds and Lonzo Ball had 14 points, six rebounds and seven assists.
- Ball has made an immediate impact in his freshman campaign, averaging 14.6 points, 5.0 rebounds and 9.3 assists per contest. He leads the country in assists per game while shooting 55.4 percent from the floor and 43.5 percent from three-point range.
- Fellow freshman Leaf is averaging 17.2 points and 9.4 rebounds per game. Leaf is shooting 67.4 percent from the floor and is second on the team with 12 blocks. Hamilton leads UCLA with 18.1 points per game, while the Bruins are second in the country, averaging 97 points per contest.
- Bryce Alford, son of head coach Steve Alford, is shooting 41.5 percent from three-point range and is third on the team with a 15.3 scoring average.
- Head Coach Steve Alford is in his fourth season in Westwood and has a 74-40 record with the Bruins. Alford has 537 overall wins after stops at Manchester College, Missouri State, Iowa and New Mexico.
- Alford and U-M coach John Beilein have combined for 1,281 collegiate coaching wins. However, this will be the first time the two coaches have faced each other on the hardwood. Beilein was coaching at Richmond and West Virginia when Alford was in the Big Ten at Iowa.
- UCLA's signature win is at No. 1 Kentucky (97-92), but the Bruins also won the Wooden Legacy Classic with wins over Portland (99-77), Nebraska (82-71) and Texas A&M (74-67).
- The two schools last met in the 2011 Maui Invitational with Michigan coming out on top, 79-63. UCLA has an 11-5 all-time series lead.

WHAT'S AHEAD?

- After the west coast trip, U-M returns home to close the non-conference slate with a final three-game homestand starting on Tuesday, Dec. 13 against Central Arkansas, followed with tilts against Maryland Eastern Shore (Dec. 17) and Furman (Dec. 22).
- The Wolverines will open Big Ten play on New Year's Day, traveling to Iowa City for a matchup against Iowa (Jan 1). The game time will be determined no later than Dec. 26th.

2016-17 Michigan Basketball Roster

BRENT HIBBITTS #0 • So. • Forward	CHARLES MATTHEWS #1 • So. • Guard	XAVIER SIMPSON #3 • Fr. • Guard	D.J. WILSON #5 • Jr. • Forward	DERRICK WALTON JR. #10 • Sr. • Guard	ANDREW DAKICH #11 • Sr. • Guard	MA ABDUR-RAHKMAN #12 • Jr. • Guard
						
MOE WAGNER #13 • So. • Forward	FRED WRIGHT-JONES #14 • So. • Guard	JON TESKE #15 • Fr. • Center	SEAN LONERGAN #20 • Sr. • Guard	ZAK IRVIN #21 • Sr. • G/F	DUNCAN ROBINSON #22 • Sr. • G/F	IBI WATSON #23 • Fr. • G/F
						
MARK DONNAL #34 • Sr. • Forward	AUSTIN DAVIS #51 • Fr. • Forward		JOHN BEILEIN Head Coach	JEFF MEYER Assistant Coach	BILLY DONLON Assistant Coach	SADDI WASHINGTON Assistant Coach
						

No.	Michigan Basketball	Pos.	Hgt.	Wgt.	Class	Hometown (High School/Prep)	Pronunciation Guide
0	Brent Hibbitts	F	6-8	210	So.	Hudsonville, Mich. (Hudsonville HS)	"HIB-its"
1	Charles Matthews	G	6-6	190	So.	Chicago, Ill. (St. Rita HS)	
3	Xavier Simpson	G	6-0	180	Fr.	Lima, Ohio (Lima Senior HS)	"EX-zavier"
5	D.J. Wilson	F	6-10	240	Jr.	Sacramento, Calif. (Capital Christian School)	
10	Derrick Walton Jr.	G	6-1	190	Sr.	Detroit, Mich. (Chandler Park Academy)	
11	Andrew Dakich	G	6-2	190	Sr.	Zionsville, Ind. (Zionsville Community HS)	"DOCK-itch"
12	Muhammad-Ali Abdur-Rahkman	G	6-4	190	Jr.	Allentown, Pa. (Allentown Catholic Central HS)	"Ah-B'dur-ROCK-mon"
13	Moritz "Moe" Wagner	F	6-11	240	So.	Berlin, Germany (Alba Berlin)	"MORE-ret'z" "VOG-ner"
14	Fred Wright-Jones	G	5-11	170	So.	Detroit, Mich. (East English Village Prep)	
15	Jon Teske	C	7-0	245	Fr.	Medina, Ohio (Medina HS)	"tes-key"
20	Sean Lonergan	F	6-5	210	Sr.	Fishers, Ind. (Fishers HS)	"lawn-er-ghen"
21	Zak Irvin	G/F	6-6	215	Sr.	Fishers, Ind. (Hamilton Southeastern HS)	
22	Duncan Robinson	G/F	6-8	215	Sr.	New Castle, N.H. (Philips Exeter Academy)	
23	Ibi Watson	G/F	6-5	190	Fr.	Pickerington, Ohio (Central HS)	"IB-bee"
34	Mark Donnal	F	6-9	240	Sr.	Monclova, Ohio (Anthony Wayne HS)	
51	Austin Davis	F	6-10	240	Fr.	Onsted, Mich. (Onsted Community HS)	"don-nell"

Head Coach: John Beilein | Pronunciation "bee-line"

Assistant Coaches: Jeff Meyer, Billy Donlon, Saddi Washington

Director of Program Personnel: Chris Hunter

Director of Basketball Operations: Waleed Samaha | **Video Analyst:** Bryan Smothers | **Graduate Manager:** Devon Mulry

Strength & Conditioning: Jon Sanderson | **Athletic Trainer:** Alex Wong | **Undergraduate Student Assistant:** Austin Hatch



Michigan Roster Notables

- Michigan's roster is listed by current academic standing. U-M has 16 players -- senior (6), Junior (2), Sophomore (4) and Freshman (4)
- Mark Donnal redshirted in 2013-14 (freshman).
- Brent Hibbitts (walk-on) redshirted in 2015-16 (freshman).
- Sean Lonergan (preferred walk-on) redshirted in 2015-16 (junior).
- Charles Matthews transferred from Kentucky; sitting out 2016-17 and has three (3) years of eligibility left.
- Duncan Robinson transferred from Williams College (DIII), sat out 2014-15 (sophomore) and will have one year of eligibility left after this season.
- D.J. Wilson was granted a medical hardship waiver (August, 2016) and will have two years of eligibility left after this season.
- Fred Wright-Jones (walk-on) was a manager/practice squad player in 2015-16, elevated to roster in 2016-17 (sophomore).

Game Notes

LAST TIME ON THE COURT: TEXAS NOTES

- Moritz Wagner's layup with 16 seconds remaining and his block on Texas' last possession helped U-M defeat the Longhorns, 53-50, Tuesday night (Dec. 6) inside Crisler Center.
- Michigan was down 50-48 with 1:56 left but Wagner made 1-of-2 free throws with 55 seconds left. His layup gave the Wolverines the lead for good, and after his block, Muhammad-Ali Abdur-Rahkman salted the game away with two free throws with three seconds remaining.
- Wagner posted his fifth double-figure scoring contest of the season as he had 15 points to lead the Maize and Blue. Wagner was 7-for-13 from the floor and added five rebounds, two assists, a block and two steals.
- DJ Wilson added 13 points, pulled down a team-best six rebounds and had a pair of blocks in the win. Wilson was 5-for-6 from the floor and 2-for-2 from three-point range
- Michigan's defense forced the Longhorns to shoot just 38.5 percent from the floor and 5-for-16 from three-point range in the win. U-M's allowing just 58.2 points per game, which is ninth in the country.
- Duncan Robinson nailed a pair of three-point field goals on his way to 12 points on the night. Robinson added four rebounds in 21 minutes of action.
- Michigan has won three straight games against the Longhorns, including games in the 2014 NCAA Tournament and the 2015 Battle 4 Atlantis.

RANKED OPPONENTS

- U-M will face its first ranked opponent of the season on Saturday when the Wolverines visit No. 2/2 UCLA.
- The Wolverines played 10 ranked opponents last year, going 3-7 with wins over No. 3 Maryland (70-67), No. 10 Indiana (72-69) and No. 18 Purdue (61-56).
- Michigan is 7-20 all-time against teams ranked No. 2 in the Associated Press poll. The last matchup against the second-ranked team in the country was the 2013 national championship game against Louisville.

THIS AND THAT

- Michigan is 7-2 early in the 2016-17 season. The Wolverines won the 2K Classic with victories over Marquette (79-61) and SMU (76-54) at MSG and won at home against Texas (53-50). U-M's two losses were at 20/22 South Carolina (61-46) just before Thanksgiving and against Virginia Tech (73-70) in the ACC/Big Ten Challenge.
- After Duncan Robinson started the first two games, D.J. Wilson has moved into the starting rotation at the four spot. The remaining starting five are Derrick Walton Jr., Muhammad-Ali Abdur-Rahkman, Zak Irvin and Moe Wagner.
- Derrick Walton Jr. needs just nine more (991) to become the 51st Wolverines to reach 1,000 in a career.
- Derrick Walton Jr. has guided the Wolverines in scoring thanks in part to his long range shooting. He is shooting 40.4 percent from deep with a team-best 23. The next closest Wolverine is Duncan Robinson with 14. Overall, Walton hit for a career-best seven triples in U-M's win over Marquette (Nov. 17).
- Mark Donnal has become U-M's Sixth-Man, averaging 5.9 points, 3.3 rebounds and shooting 60.6 percent from the field. He is also 2-for-5 from long range.
- In his first 31 career games, D.J. Wilson has recorded 13 total blocks. Through nine games, he has 14 total. In addition to his swats, he had 24 total rebounds over his first two seasons, but already has almost tripled that with 69 (7.7 rpg) this season -- with three games of 10-plus.
- In a roommate assist battle, Derrick Walton Jr. leads Zak Irvin 36-27. Irvin holds the edge in scoring, 13.6 to 12.1, and has posted seven double-figure scoring games, including 23 against Virginia Tech (Nov. 30).
- After losing long-time assistants Bacari Alexander (Detroit) and LaVall Jordan (Milwaukee) to Division I head coaching jobs, U-M coach John Beilein enlisted the help of two new assistant coaches, Billy Donlon (former head coach at Wright State) and Saddi Washington (associate head coach at Oakland). Together the duo brings a combined 30 years of experience with college basketball.
- Michigan had five departures from a year ago with two graduating seniors -- Caris LeVert and Spike Albrecht -- as well as three sophomore transfer -- Aubrey Dawkins (Central Florida), Rickey Doyle (Florida Gulf Coast) and Kameron Chatman (Detroit).

LOCKING DOWN ON DEFENSE

- Michigan enters the UCLA game tops in the Big Ten and ninth in the nation in scoring defense, allowing 58.2 points per game.
- The Wolverines have allowed 60 or fewer points in five of the nine games, including giving up just 50 points in a win over Texas (Dec. 6).
- Michigan's opponents are shooting 42.4 percent from the floor and 35.2 percent from three-point range.
- In the win over Texas, Michigan made stops on the Longhorns' last three possessions, including a block from Moritz Wagner on UT's final offensive trip.
- New assistant coach Billy Donlan has been a big key to Michigan's improved defense as the Maize and Blue has forced 13 turnovers per game and blocked 24 shots.

HEATING UP INSIDE AND OUT

- Moritz Wagner has been on fire in the last four games shooting 24-for-35 (68.6 percent) from the floor.
- Wagner had a career-high 20 points in the win over Kennesaw State (Dec. 3), going 7-for-8 from the floor and 3-for-4 from three-point range.
- Wagner has scored in double figures in five of nine games, including the last four. He had 13 points in the win over Mount St. Mary's (Nov. 26), 11 against Virginia Tech (Nov. 30) and 15, including the game-winner with 16 seconds remaining, against Texas (Dec. 6).
- Wagner is 35-for-56 (62.5 percent) from the field this season, which is sixth in the Big Ten.
- Last year, Wagner was 37-for-61 (60.7 percent) from the floor and averaged 2.9 points in 30 appearances.

QUICK FACTS

Name of School	University of Michigan
City/Zip	Ann Arbor, Mich. 48109
Founded	1817
Enrollment	43,426
Nickname	Wolverines
Fight Song	"The Victors"
School Colors	Maize & Blue (PMS 282, 116)
President	Mark Schlissel
Athletics Director	Warde Manuel

ALL-TIME RECORD

Years of U-M Basketball	101st
Seasons of U-M Basketball	1909, 1918 to current
Overall Record	1535-1018 (1422-961*)
Big Ten Record	770-698 (720-662*)
Non-Conference Record	765-320 (702-299*)
Big Ten Titles	14
	1921, 1926, 1927, 1929, 1948, 1964, 1965, 1966, 1974, 1977, 1985, 1986, 2012, 2014

CRISLER CENTER

Season	50th
Opened	1967-68
Overall Record	594-163 (536-149*)
Big Ten Record	294-123 (262-112*)
Non-Conference Record	300-40 (274-37*)
Capacity	12,707
Student Section	"Maize Rage" founded (1999-200)
Nickname	"The House that Cazzie Built"
Honored Jersey's	5
	No. 33, Cazzie Russell (retired Dec. 11, 1993)
	No. 45, Rudy Tomjanovich (honored Feb. 8, 2003)
	No. 35, Phil Hubbard (honored Jan. 11, 2004)
	No. 41, Glen Rice (honored Feb. 20, 2005)
	No. 22, Bill Buntin (honored Jan. 7, 2006)

NCAA TOURNAMENT	OVERALL	SANCTION
Appearances	26	22*
	1948, 1964, 1965, 1966, 1974, 1975, 1976, 1977, 1985, 1986, 1987, 1988, 1989, 1990, 1992*, 1993*, 1994, 1995, 1996*, 1998*, 2009, 2011, 2012, 2013, 2014, 2016	
Record	52-24	45-20*
Titles	1	1
Title Game	6	4*
No. 1 Seed	2	1*
Final Four	7	5*
Regional Titles	7	5*
Elite Eight	13	12*
Sweet 16	13	12*
First Game Advancement	22	19*
First Four	1	1

POSTSEASON NIT	OVERALL	SANCTION
Appearances	10	9*
	1971, 1980, 1981, 1984, 1991, 1997*, 2000, 2004, 2006, 2007	
Record	25-7	20-7*
Titles	3	2*
Title Game	4	3*
at Home	16-0	14-0*
on Road	1-5	0-5*
at Madison Square Garden	8-2	6-2*

BIG TOURNAMENT	OVERALL	SANCTION
Appearances	19	17*
Record	18-18	14-17*
Titles	1	0*
Title Game	2	1*
at Chicago	7-8	3-7*
at Indianapolis	11-10	11-10
First Round	7-4	6-4*
Second Round	2-0	2-0
Quarterfinal	6-9	5-8*
Semifinal	2-4	1-4*
Championship	1-1	0-1*

* Due to NCAA sanctions, the University of Michigan vacated season records from 1992-93; 1995-96; 1996-97; 1997-98 and 1998-99. U-M also vacated its 1992 Final Four; 1993, 1996 and 1998 NCAA Tournament appearances; 1997 NIT championship and 1998 Big Ten Tournament championship.

Game Notes

MICHIGAN	AP	ESPN/USA Today
Preseason, Nov. 2	RV, 42nd (8)	RV, 44th (10)
week 2, Nov. 14	-	RV, 47th (3)
week 3, Nov. 21	t-25th (89)	24th (79)
week 4, Nov. 28	RV, 31st (13)	RV, 28th (47)
week 5, Dec. 5	-	-
week 6, Dec. 12		
week 7, Dec. 19		
week 8, Dec. 26		
week 9, Jan. 2		
week 10, Jan. 9		
week 11, Jan. 16		
week 12, Jan. 23		
week 13, Jan. 30		
week 14, Feb. 6		
week 15, Feb. 13		
week 16, Feb. 20		
week 17, Feb. 27		
week 18, March 6		
week 19, postseason		
Final, April 4		

ASSOCIATED PRESS POLL (Dec. 5, 2016)

No.	Team	Record	Total
1	Villanova (57)	8-0	1,613
2	UCLA (2)	9-0	1,478
3	Kansas	7-1	1,458
4	Baylor (6)	8-0	1,437
5	Duke	8-1	1,389
6	Kentucky	7-1	1,274
7	North Carolina	8-1	1,234
8	Gonzaga	8-0	1,198
9	Indiana	7-1	1,103
10	Creighton	8-0	1,003
11	Louisville	7-1	901
12	Saint Mary's	6-0	899
13	Xavier	7-1	784
14	Virginia	7-1	758
15	West Virginia	6-1	729
16	Butler	8-0	691
17	Wisconsin	7-2	655
18	Purdue	6-2	485
19	South Carolina	8-0	476
20	Arizona	6-2	320
21	Florida	7-1	285
22	Cincinnati	7-1	258
23	Notre Dame	8-0	197
24	Oregon	7-2	175
25	Iowa State	5-2	95

OTHERS: *Syracuse 45, USC 43, Ohio State 40, TCU 33, Florida State 18, Virginia Tech 11, California 10, Maryland 9, Valparaiso 7, Wichita State 5, Michigan State 3, Temple 3, UNC Wilmington 1, Minnesota 1, Fort Wayne 1*

ESPN/USA TODAY POLL (Dec. 5, 2016)

No.	Team	Record	Total
1	Villanova (28)	8-0	796
2	UCLA (1)	9-0	715
3	Kansas (1)	7-1	709
4	Duke (2)	8-1	700
5	North Carolina	8-1	636
6	Baylor	8-0	629
7	Kentucky	7-1	620
8	Gonzaga	8-0	607
9	Indiana	7-1	528
10	Creighton	8-0	494
11	Saint Mary's	6-0	434
12	Virginia	7-1	421
13	Louisville	7-1	396
14	Xavier	7-1	392
15	Butler	8-0	349
16	West Virginia	6-1	315
17	Wisconsin	7-2	270
18	South Carolina	8-0	261
19	Purdue	6-2	245
20	Arizona	6-2	178
21	Florida	7-1	121
22	Notre Dame	8-0	111
23	Cincinnati	7-1	107
24	Oregon	7-2	91
25	Iowa State	5-2	64

OTHERS: *Syracuse 48, Maryland 42, TCU 21, USC 15, Ohio State 14, Rhode Island 11, Texas A&M 8, Virginia Tech 7, Oklahoma State 7, Colorado 7, Florida State 7, Arkansas 6, California 6, Wichita State 5, Michigan State 4, Fort Wayne 1, Valparaiso 1, UCF 1*

A DOUBLE-DOUBLE MACHINE

- D.J. Wilson posted his second double-double of his career as his career-best 15 points and 11 rebounds helped the Maize and Blue to the win over Kennesaw State (Dec. 3).
- Wilson collected the first double-double of his career against Marquette (Nov. 17). He had 10 points and 12 rebounds in the win over the Golden Eagles inside Madison Square Garden.
- Four players on the Michigan roster have double-doubles in their careers. Derrick Walton Jr. leads the team with five, followed by Zak Irvin's four double-doubles. Duncan Robinson had a double-double (13 pts., 11 reb.) in last season's First Four win over Tulsa and with his five from Williams College has six in his career.
- Walton has the team's only triple-double, going for 10 points, 11 rebounds and 13 assists against Youngstown State (Dec. 19, 2015). There have been only five triple doubles in U-M history.

FREE THROWS ARE FREE

- Michigan heads into the UCLA game eighth (8th) in the country in free-throw percentage. The Wolverines are 117-for-148 from the charity stripe, good for an 79.1 percent clip. Notre Dame leads the country with an 85.9 free-throw percentage.
- Derrick Walton Jr. is 26-for-29 from the free-throw line, including going 6-for-6 in the season-opening win over Howard (Nov. 11).
- Mark Donnal is 20-for-23 at the line, shooting 87 percent from the line. Donnal went 8-for-9 at the stripe at South Carolina (Nov. 23).
- Last season, Michigan went 73.8 percent from the line, with Duncan Robinson shooting 39-for-44 (88.6) and Walton Jr. going 91-for-112 (81.3).

ZAK ATTACK

- So far this season, Zak Irvin has scored in double digits in seven of U-M's nine games.
- He leads team with 13.6 points per game and is second with 27 assists (3.0 apg).
- Irvin had a season-best for the Wolverines, scoring 23 points in a 73-70 loss to Virginia Tech on Nov. 30.
- Starting the season, Irvin earned 2K Classic Most Valuable Player honors after averaging 16.0 points, 6.5 rebounds and 5.0 assists in two U-M wins at Madison Square Garden. He finished the tournament in style, going for 16 points, six rebounds and five assists in the championship win over SMU (Nov. 18). He also had 16 points to go along with seven rebounds and five assists in the semifinal win over Marquette (Nov. 17).
- Last season, Irvin averaged 11.8 points and career-best for rebounding (4.5 rpg) and assists (3.1 apg).

DJ'S PLAYING A MAIZE & BLUE TUNE

- DJ Wilson's hard work in practice and the offseason looks to be paying off as the 6-10 forward from Sacramento, California, has had a tremendous start to his junior campaign.
- Wilson is averaging 7.7 points and a team-best 7.7 rebounds. He also has two double-doubles in wins over Marquette (11 pts., 12 reb.) and Kennesaw State (15 pts., 11 reb.).
- So far, he has five games with seven-plus rebounds on the season, with three in double-digits -- a career-best 14 against IUPUI (Nov. 13), 12 vs. Marquette (Nov. 17) and 11 vs. Kennesaw State (Dec. 3).
- Wilson has a team-best 14 blocks on the year, including five in the win over IUPUI (Nov. 13).
- Wilson played in 26 games last season, averaging 2.7 points with a career-high 12 points in a win over Youngstown State (Dec. 19, 2015). He earned a medical redshirted for his freshman season after a left knee injury sidelined him after playing in just five games.

BEILEIN TIDBITS

- U-M coach John Beilein starts his 10th season with the Maize and Blue and his 39th as a college head coach. Overall it is his 42nd year patrolling the sidelines.
- Beilein has 196 wins with the Wolverines and is second all-time among U-M head coaches for wins. He needs four more to reach the 200-win plateau and 14 to pass U-M's all-time mark held by Johnny Orr (209).
- Overall, Beilein has 747 career wins. On the Division I level alone, he has 489 wins and needs just 11 to reach the DI 500-win plateau.

RECORD BOOK WATCH

- Derrick Walton Jr. needs nine (9) points to become the 51st Wolverine to reach 1,000 career points. Zak Irvin has already reached the milestone and ranks 33rd with 1,237 career points.
- Derrick Walton Jr. has played in 98 career games and needs two more nods to become the 64th Wolverines to reach the century mark in a career. Zak Irvin made the list last season and is tied for 39th (113).
- Zak Irvin moved into U-M's top 10 all-time for three-point field goals made. He currently has 200 total putting him seventh. He needs two (2) more to move into sixth -- held by former Wolverine Tim Hardaway Jr. (2012-13; 202).
- Zak Irvin has 564 career long range attempts and is seventh all-time. He needs 25 to reach sixth held by Tim Hardaway Jr. (589; 2011-13). Irvin is the seventh Wolverine to reach 500-plus attempts and the ninth Wolverine to have 400-plus attempts.
- Combining is DI and DIII numbers, Duncan Robinson has 1,015 career points. He picked up his 1,000th career point on a three-pointer in the win over Kennesaw State (Dec. 3). Robinson has 467 points at U-M (DI) and scored 548 at Williams College (DIII, 2013-14).

LEADERS AND BEST -- NATIONALLY

- Last season, Michigan was fifth (5th) nationally and a Big Ten best for personal fouls per game (15.5). U-M has been among the top 10 nationally for the last four years including a nation's best 14.2 per game average in 2013-14.
- Last season, U-M finished sixth (6th) nationally and a Big Ten best with 9.7 turnovers per game. Michigan had 18 games with fewer than 10 turnovers including a season-low six on four occasions.
- Last season, the Wolverines were 20th nationally with 9.5 three-pointers per game. U-M had 20 games this season with 10-plus three-pointers. In total, U-M made 342 three-pointers, which was ninth nationally.
- With its 14.9 assists per game (73rd nationally), the Wolverines were ninth (9th) nationally in assist-to-turnover ratio at 1.54.

Game Notes

INTERESTING FACTS

- Michigan is 51-1 under U-M coach John Beilein when the Wolverines score 80-or-more points. The lone loss came in an 86-82 decision at Maryland (Feb. 21).
- U-M has 29 wins against ranked foes under John Beilein -- 13 of which have been against top-10 teams.
- Michigan has won three of its last four games against top-five ranked opponent
 - > Jan. 12, 2015: No. 3 Maryland (W, 70-67)
 - > Dec. 13, 2014: at No. 3 Arizona (L, 80-53)
 - > Jan. 25, 2014: at No. 3 Michigan State (W, 80-75)
 - > Jan. 18, 2014: at No. 3 Wisconsin (W, 77-70)
- In 10 seasons under Beilein at U-M, an opponent has reached 90-plus points just once. In fact, it was in his first season (2007-08) when U-M lost at 6/7 Duke, 95-67 -- just the ninth game into Beilein's Michigan tenure.
- Michigan has reached 100 points five times under Beilein, including twice last season -- vs. Charlotte (102) at the Battle 4 Atlantis and Youngstown State (105).
 - 1) Oakland: 103-87 (12/12/2007)
 - 2) Slippery Rock: 100-62 (11/9/2012)
 - 3) Houston Baptist: 107-53 (12/7/2013)
 - 4) Charlotte: 102-47 (11/26/2015)
 - 5) Youngstown State: 105-46 (12/19/2015)
- Michigan is 15-7 in overtime games under John Beilein.

PROTECTING THE BALL

- During U-M coach John Beilein's tenure, Michigan continues to be one of the nation's best teams at not turning over the ball.
- In 2015-16, it was no different as U-M ranked sixth (6th) nationally and led the Big Ten with a 9.7 per game average. U-M posted 18 games with fewer than 10 turnover games including a season-low six, four times.
- During the last four seasons, U-M has ranked among the top 10 nationally, including leading the country during the 2013-14 season with a 9.32 per game average.
- Under U-M coach John Beilein, all nine of his seasons make up U-M's all-time top nine spots in U-M's top 10.
- Below is a breakdown of U-M's turnovers during the Beilein era:

Season	Avg	Ranking
2007-08 (#9)	12.88	56th nationally
2008-09 (#8)	11.49	16th nationally
2009-10 (#6)	10.19	5th nationally
2010-11 (#5)	10.03	5th nationally
2011-12 (#7)	10.88	17th nationally
2012-13 (#2)	9.43	1st nationally
2013-14 (#1)	9.32	7th nationally
2014-15 (#3)	9.56	8th nationally
2015-16 (#4)	9.70	6th nationally
2016-17 (TBD)	10.70	13th nationally

LONG RANGE BUCKET CONSISTENCY

- With John Beilein's intricate offensive system, the Wolverines have been known for spreading the floor and utilizing the three-pointer to its advantage.
- U-M made a school record 342 three-pointers last season and surpassed 300 in a season for just the third time in program history which was ninth nationally. The Wolverines had 305 (2008-09) and passing the 319 (2013-14).
- Michigan has started this season with 70 three-point field goals through eight games reaching double digits three times -- a season be 13 vs. SMU (Nov. 18), 11 against Mount St. Mary's (Nov. 26) and 10 against Virginia Tech (Nov. 30).
- All nine seasons under U-M coach John Beilein rank among the top 10 all-time for three-pointers made.
- The full list of long range shooting under Beilein are below (U-M ranking):

Season (Rank)	Total	Games
2007-08 (#9)	228	32 games
2008-09 (#3)	305	35 games
2009-10 (#10)	227	32 games
2010-11 (#5)	283	35 games
2011-12 (#6)	276	34 games
2012-13 (#4)	296	39 games
2013-14 (#2)	319	37 games
2014-15 (#7)	250	32 games
2015-16 (#1)	342	36 games
2016-17 (TBD)	76	9 games

MICHIGAN IN DOUBLE DIGIT TRIPLES

- Michigan has hit for double digits in three-pointers 90 times during John Beilein 319 career games at U-M -- roughly 28 percent
- Overall in those 90 games, the Wovlerines carries a 71-19 record.
- Under John Beilein, U-M's recorded the seven top three-point games including the school record of 17 against Bryant (Dec. 23, 2015).

Season (Games)	10-Plus	Record
2007-08 (32)	4	3-1
2008-09 (35)	13	9-4
2009-10 (32)	4	4-0
2010-11 (35)	8	6-2
2011-12 (34)	9	7-2
2012-13 (39)	11	10-1
2013-14 (37)	11	11-0
2014-15 (32)	7	5-2
2015-16 (36)	20	14-6
2016-17 (9)	3	2-1
TOTALS (321)	90	71-19

MICHIGAN/BEILEIN VS. THE AP TOP 25

Rank	U-M	Beilein	Last Time
#1	2-24	0-5	Arizona 72, U-M 70 (12/14/13)
#2	7-20	0-3	Louisville 82, U-M 76 (4/8/13)
#3	8-13	4-4	U-M 70, Maryland 67 (1/12/16)
#4	8-16	2-1	Ohio State 64, U-M 49 (1/29/12)
#5	7-11	0-3	Ohio State 69, U-M 68 (3/12/10)
#6	7-14	1-4	Wisconsin 71, U-M 60 (3/13/15)
#7	5-11	0-2	Ohio State 77, U-M 55 (3/10/12)
#8	11-9	1-3	Michigan State 75, U-M 52 (2/12/13)
#9	6-17	3-4	U-M 58, Michigan State 57 (3/3/13)
#10	7-13	2-5	Michigan State 89, U-M 73 (2/6/16)
#11	10-9	0-2	Michigan State 64, U-M 48 (3/7/10)
#12	8-17	0-4	Villanova 60, U-M 55 (11/25/14)
#13	8-14	1-1	U-M 79, Michigan State 70 (2/23/14)
#14	6-10	1-1	Maryland 60, U-M 56 (2/28/15)
#15	7-10	2-3	Ohio State 56, U-M 53 (1/13/13)
#16	12-16	2-3	Iowa 82, U-M 71 (1/17/16)
#17	3-7	0-1	Iowa 85, U-M 67 (2/8/14)
#18	9-11	3-2	U-M 61, Purdue 56 (2/13/16)
#19	8-17	0-1	SMU 82, U-M 57 (12/8/15)
#20	7-6	1-1	Purdue 87, U-M 70 (1/7/16)
#21	2-9	0-1	Wisconsin 75, U-M 62 (2/16/14)
#22	2-7	1-4	Indiana 80, U-M 67 (2/2/16)
#23	1-2	0-0	Indiana 76, U-M 61 (1/27/07)
#24	6-1	3-0	U-M 64, Ohio State 57 (2/22/15)
#25	5-3	1-1	U-M 61, Michigan State 57 (1/27/11)
162-287	28-59		

MICHIGAN VS. AP NO. 2 (7-20)

Opponent	W/L	Date
Illinois	L, 51-67	1/12/1952
vs. UCLA	L, 80-91	3/20/1965
at Houston	L, 65-91	1/2/1968
Davidson	L, 82-94	12/31/1968
at Marquette	L, 52-81	12/13/1971
Indiana	L, 76-90	1/6/1975
vs. UCLA	L, 91-103 (OT)	3/15/1975
at UCLA	L, 70-96	3/5/1978
vs. Notre Dame	W, 62-59	3/4/1979
Ohio State	W, 75-74 (OT)	1/19/1980
at Indiana	L, 76-93	1/22/1983
vs. Georgia Tech	W, 49-44	11/30/1985
at Purdue	L, 77-89	1/5/1987
Iowa	W, 100-92	1/31/1987
at Indiana	L, 67-83	2/8/1987
vs. North Carolina	L, 97-109	3/14/1987
at Purdue	L, 67-80	3/5/1988
at Illinois	L, 84-96	1/14/1989
Indiana	W, 68-60	3/8/1992
vs. Kansas	W*, 86-74	12/30/1992
vs. Kentucky	W*, 81-78 (OT)	4/3/1993
vs. Arkansas	L, 68-76	3/26/1994
Minnesota	L*, 54-55	2/26/1997
at Wisconsin	L, 58-71	1/24/2007
Ohio State	L, 64-68	1/12/2011
Indiana	L, 71-72	3/10/2013
vs. Louisville	L, 76-82	4/8/2013

Game Notes

MICHIGAN VS. UCLA (5-11)

Date	M-Rk	O-Rk	Site	W/L	Score	+/-	Attend.
12/28/1959	-	-	A	L	68-93	-25	-
12/27/1963	3/2	4/5	N1	L	80-98	-18	-
3/20/1965	1/1	2/2	N2	L	80-91	-11	-
12/29/1973	-	1/1	N3	L	70-90	-20	12,618
3/15/1975	-	2/2	N4	L	91-103^	-12	10,150
3/5/1978	-	2/2	A	L	70-96	-26	12,004
3/21/1993	3/4	-	N5	W	86-84^	+2	13,534
3/15/1998	12/12	19/20	N6	L	82-85	-3	19,423
12/28/2002	-	-	A	W	81-76	+5	10,001
12/27/2003	-	-	H	W	70-66	+4	12,937
12/18/2004	-	-	A	L	79-81	-2	10,782
12/17/2005	-	14/14	H	L	61-68	-7	13,751
12/23/2006	-	1/1	A	L	55-92	-37	11,876
12/22/2007	-	8/8	H	L	54-69	-15	13,069
11/20/2008	-	4/4	N7	W	55-52	+3	9,440
11/23/2011	15/15	-	N8	W	79-63	+16	2,400

^ overtime periods

N1: Los Angeles Classic, Los Angeles, Calif. (L.A. Sports Arena)

N2: NCAA Tournament, Portland, Ore. (Memorial Coliseum)

N3: Los Angeles Classic, Los Angeles, Calif. (Pauley Pavilion)

N4: NCAA Tournament, Pullman, Wash. (Wallis Beasley)

N5: NCAA Tournament, Tucson, Ariz. (McKale Center)

N6: NCAA Tournament, Atlanta, Ga. (Georgia Dome)

N7: Coaches vs. Cancer, New York, N.Y. (Madison Square Garden)

N8: Maui Invitational, Lahaina, Hawaii (Lahaina Civic Center)

NO NEED TO WHISTLE THE WOLVERINES

- Under John Beilein, U-M has ranked above the nation's best for not fouling.
- In fact, U-M has ranked among the top 15 in the nation in seven seasons.
- Michigan led the nation in 2013-14 (14.2) and was second in 2012-13 (12.7).
- Below is a listing of Beilein's personal foul national rankings:

Season	Avg	Ranking
2007-08	15.1	10th nationally
2008-09	15.3	13th nationally
2009-10	14.6	5th nationally
2010-11	16.8	43rd nationally
2011-12	15.6	21st nationally
2012-13	12.7	2nd nationally
2013-14	14.2	1st nationally
2014-15	14.2	7th nationally
2015-16	15.5	5th nationally
2016-17	14.7	5th nationally

ADVANTAGE ... CRISLER CENTER

- U-M carries a 75-15 record at Crisler Center over its last five-plus seasons -- including a 13-4 record last season.
- Over the five-plus year stretch, U-M has gone 39-6 in non-conference games and 36-9 in Big Ten games.
- Over the last five years, Michigan has sold out Crisler Center 46 games.
- The last five years at Crisler Center:

Season	Record	Breakdown
2011-12	15-1	(7-0 NC; 8-1 B1G)
2012-13	17-1	(9-0 NC; 8-1 B1G)
2013-14	13-2	(5-1 NC; 8-1 B1G)
2014-15	12-6	(6-3 NC; 6-3 B1G)
2015-16	13-4	(7-1 NC; 6-3 B1G)
2016-17	5-1	(5-1 NC; 0-0 B1G)

THANK YOU, STAN VAN GUNDY

- So the question asked is how did Michigan get Duncan Robinson? The answer is simple -- Detroit Pistons coach and team president Stan Van Gundy. Yes, it seems interesting and the reason why is next.
- When Van Gundy took over the Pistons as head coach and President of Basketball Operations he hired Marist head coach Jeff Bower as his general manager.
- With Bower leaving Marist, Williams College head coach Mike Maker -- a former John Beilein assistant at West Virginia -- was hired to replace Bower, beating out Patrick Beilein for the job.
- With Maker leaving for Marist, he called John Beilein and told him to take a look at Robinson, who nearly led Williams to the DIII national title -- finishing as the runner-up.
- The next they say is history as Beilein watched tape and didn't want Robinson as a walk-on, but rather offered him a scholarship. Robinson was also looking at Davidson.

HERE'S TO YOU MR. ROBINSON

- With all the research done to date and continued to be sought after, Duncan Robinson appears to be the first DIII player to transfer to DI and receive a major scholarship. There have been several DIII transfers to U-M, but none have been given a scholarship.
- Coming in with a reputation as a long-range shooter, Robinson did not disappoint in his first season with U-M leading the Wolverines with 95 total three-point field goals. He had six games with five-plus threes.

WHAT HAPPENED TO U-M'S ROSTER SINCE THE 2013 RUN?

- It's hard to imagine U-M's Final Four run was just four years ago.
- Just what happened to the starting five? What happened to that squad?
- Where are they now:
 - > Trey Burke (Washington Wizards); left as sophomore (2013 1st; No. 9)
 - > Tim Hardaway Jr. (Atlanta Hawks); left as junior (2013 1st; No. 24)
 - > Nik Stauskas (Philadelphia 76ers); left as sophomore (2014 1st; No. 8)
 - > Mitch McGary (NBA free agent); left as sophomore (2014 1st; No. 21)
 - > Glenn Robinson III (Indiana Pacers); left as a sophomore (2014 2nd; No. 40)
 - > Caris LeVert (Brooklyn Nets); graduated as a senior (2016 1st; No. 20)
- National title game hero Spike Albrecht -- graduated from U-M last year, but moved on to Purdue as a graduate transfer.

IT WAS A LONG THREE YEARS IN THE TRAINING ROOM

- Prior to this season, U-M lost 136 games to injuries over the last three seasons.
- Michigan had 49 games lost to injury last season -- Spike Albrecht (28; hips), Caris LeVert (21; lower left leg), Derrick Walton Jr. (3; ankle) and D.J. Wilson (2; ankle).
- Two seasons ago, U-M had 58 games lost due to injuries to LeVert (14), Walton (12) and D.J. Wilson (27).
- Three seasons ago, U-M lost Mitch McGary for 29 games after he had his season cut short due to back surgery.

A LITTLE 2015-16 MICHIGAN KNOWLEDGE

- Michigan finished 23-13 overall with a 10-8 mark in Big Ten play. The Wolverines earned the No. 8 seed in the Big Ten Tournament advancing to the semifinal and moved on to the NCAA Tournament playing in the First Four and First Round. Overall, U-M finished 58th in the RPI with a Strength of Schedule (SOS) rating of 48th.
- With a regular season win over Northwestern (Feb. 24), Michigan reached the 20-win plateau for the 27th time in U-M history and for the sixth time in U-M coach John Beilein's nine-year tenure.
- For the fourth time in the last five seasons, U-M posted 10-plus wins in conference play.
- Michigan used seven different starting lineups during the 2015-16 season. However, the Wolverines settled on a consistent lineup over their final 20 games -- Derrick Walton Jr., Muhammad-Ali Abdur-Rahkman, Duncan Robinson, Zak Irvin and Mark Donnal.
- Michigan had two players reach 1,000 points during the 2015-16 season -- Caris LeVert against Northern Kentucky (Dec. 15) and Zak Irvin at Ohio State (Feb. 16). Irvin currently has 1,115 (41st) career points, while LeVert finished his career with 1,070 total (44th). There are 50 Wolverines on the U-M's 1,000 point list.
- Zak Irvin scored a season-best 22 points in two upset victories over nationally ranked foes. First was against 3/3 Maryland (70-67; Jan. 12) followed by 18/16 Purdue (61-56; Feb. 13). He also led U-M with 17 points in the 72-69 win over 10/10 and No. 1 seed Indiana (March 11) in the Big Ten Tournament.
- Michigan smashed the single-season record for three-pointers with 342 total, topping the previous mark of 319 set in 2013-14. In fact, with six three-point field goals against No. 1 seed Indiana (March 11) in the Big Ten Tournament -- including Duncan Robinson's game-tying three-pointer and Kameron Chatman's final dagger -- U-M was able to help set a new mark.
- Duncan Robinson was ninth nationally shooting 45.0 percent from long range. With 95 total, he was just five shy of becoming the second Wolverine ever to reach 100 in a single season and six from the all-time single season mark of 101 by Louis Bullock set in the 1996-97 season.
- Starting guard Derrick Walton Jr. led U-M with four double-doubles -- all of which have come via points and rebounds. In fact, he added the program's fifth triple-double with 10 points, 11 rebounds and 13 assists against Youngstown State (Dec. 19). The 6-1 guard led U-M with 5.5 rebounds.
- U-M Coach Beilein has said he strives to have at least three players reach 100 assists in a season. U-M came close to reaching that mark with Derrick Walton (147) and Zak Irvin (107) getting there with Caris LeVert (74), Duncan Robinson (65) and Muhammad-Ali Abdur-Rahkman (61) coming close. Two seasons ago U-M had three players with 100-plus assists - Nik Stauskas (118), LeVert (109) and Walton (106).

Wolverine Player Milestones

ALL-TIME SCORING LIST		
33rd	Zak Irvin	1,237
tbd	Derrick Walton Jr.	991 (9)
NOTE: Only 50 Wolverines with 1,000-plus in career		
ALL-TIME THREE-POINTERS MADE		
7th	Zak Irvin	200
NOTE: Only six (6) Wolverines with 200-plus in career		
ALL-TIME THREE-POINTERS ATTEMPTS		
7th	Zak Irvin	564
NOTE: Only four (4) Wolverines with 600-plus in career		
ALL-TIME ASSISTS		
tbd (11th)	Derrick Walton Jr.	346
NOTE: Only eight (8) Wolverines with 400-plus in career		
ALL-TIME GAME PLAYED		
t-42nd	Zak Irvin	113
tbd	Derrick Walton Jr.	98 (2)
NOTE: Only 63 Wolverines with 100-plus in career		

TRIPLE-DOUBLES		
Derrick Walton Jr.		1 (1-0)
10P, 11R, 13A, Youngstown St. (12/19/2015)	W, 105-46	
NOTE: Only five (5) Wolverines have recorded triple-double; four of whom were coached by John Beilein. The list is below: Gary Grant (24P, 10R, 10A), North Carolina (3/14/87) Manny Harris (18P, 13R, 10A), Northern Michigan (11/14/09) Darius Morris (12P, 10R, 11A), Iowa (1/30/11) Caris LeVert (13P, 10R, 10A), Northern Kentucky (12/15/15) Derrick Walton Jr. (10P, 11R, 13A), Youngstown St. (12/19/15)		

20-POINT GAMES		
Muhammad-Ali Abdur-Rahkman		1 (0-1)
25	at Purdue (1/7/2016)	L, 70-87
Mark Donnal		2 (1-1)
26	at Illinois (12/30/2015)	W, 78-68
25	at Maryland (2/21/2016)	L, 82-86
Zak Irvin		10 (6-4)
24	Coppin State (11/29/2013)	W, 87-45
21	Hillsdale College (11/15/2014)	W, 92-68
23	Bucknell (11/17/2014)	W, 77-53
23	at Indiana (2/8/2015)	L, 67-70
28	at Northwestern (3/3/2015)	L, 78-82 2ot
21	vs. Wisconsin (3/13/2015)	L, 60-71
22	Maryland (1/12/2016)	W, 70-67
20	vs. Penn State (1/30/2016)	W, 79-72
22	Purdue (2/13/16)	W, 61-56
23	Virginia Tech (11/30/2016)	L, 70-73
Duncan Robinson		13 (12-1)
21	Curry (11/26/2013)	W, 96-65
24	Bowdoin (1/17/2014)	W, 69-64
27	Colby (1/18/2014)	W, 69-62
24	Hamilton (1/25/2014)	W, 88-68
20	at Castleton (1/28/2014)	W, 75-62
22	at Stevens (2/4/2014)	W, 83-68
25	Tufts (2/8/2014)	W, 93-70
25	at Connecticut College (2/14/2014)	W, 98-90
26	at Amherst (3/2/2014)	L, 93-82
24	vs. Albertus Magnus (3/14/2014)	W, 110-92
30	vs. Amherst (3/21/2014)	W, 98-69
21	at Nebraska (1/23/2016)	W, 81-68
21	vs. Northwestern (3/10/2016)	W, 72-70 ot
Moe Wagner		1 (1-0)
20	Kennesaw State (12/3/2016)	W, 82-55
Derrick Walton Jr.		6 (6-0)
22	Hillsdale College (11/15/2014)	W, 92-68
24	Elon (11/17/2015)	W, 88-68
22	Minnesota (1/20/2016)	W, 74-69
26	at Minnesota (2/10/2016)	W, 82-74
20	Howard (11/11/2016)	W, 76-58
23	vs. SMU (11/18/2016)	W, 76-54
30-POINT GAMES		
Duncan Robinson		1 (1-0)
30	vs. Amherst (3/21/2014)	W, 98-69

10-REBOUND GAMES		
Mark Donnal		1 (0-1)
10	Iowa (3/5/2016)	L, 61-71
Zak Irvin		5 (3-2)
12	Nebraska (1/27/2015)	W, 58-44
11	at Northwestern (3/3/2015)	L, 78-82 2ot
11	vs. Wisconsin (3/13/2015)	L, 60-71
11	Minnesota (1/20/2016)	W, 74-69
12	Rutgers (1/27/2016)	W, 68-57
Duncan Robinson		6 (6-0)
12	Curry (11/26/2013)	W, 96-65
11	at MCLA (12/1/2013)	W, 106-71
10	at Stevens (2/4/2014)	W, 83-68
10	Tufts (2/8/2014)	W, 93-70
14	at Mary Washington (3/15/2014)	W, 79-46
11	vs. Tulsa (3/16/2016)	W, 67-62
Derrick Walton Jr.		5 (5-0)
10	at Ohio State (2/11/2014)	W, 70-60
11	Youngstown State (12/19/2015)	W, 105-46
10	Maryland (1/12/2016)	W, 70-67
12	at Nebraska (1/23/2016)	W, 81-68
10	vs. Penn State (1/30/2016)	W, 79-72
D.J. Wilson		3 (3-0)
14	IUPUI (11/13/2016)	W, 77-65
12	vs. Marquette (11/17/2016)	W, 79-61
11	Kennesaw State (12/3/2016)	W, 82-55
10-ASSIST GAMES		
Derrick Walton Jr.		2 (2-0)
13	Youngstown State (12/19/2015)	W, 105-46
12	vs. Indiana (3/11/2016)	W, 72-69
DOUBLE-DOUBLES		
Zak Irvin		4 (2-2)
14P, 12R, Nebraska (1/27/2015)	W, 58-44	
28P, 11R, at Northwestern (3/3/2015)	L, 78-82 2ot	
21P, 11R, vs. Wisconsin (3/13/2015)	L, 60-71	
19P, 11R, Minnesota (1/20/2016)	W, 74-69	
Duncan Robinson		6 (6-0)
21P, 12R, Curry (11/26/2013)	W, 96-65	
19P, 11R, at MCLA (12/1/2013)	W, 106-71	
22P, 10R, at Stevens (2/4/2014)	W, 83-68	
25P, 10R, Tufts (2/8/2014)	W, 93-70	
17P, 14R, at Mary Washington (3/15/2014)	W, 79-46	
13P, 11R, vs. Tulsa (3/16/2016)	W, 67-62	
Derrick Walton Jr.		5 (5-0)
13P, 10R, at Ohio State (2/11/2014)	W, 70-60	
10P, 11R, 13A, Youngstown St. (12/19/2015)	W, 105-46	
12P, 10R, Maryland (1/12/2016)	W, 70-67	
19P, 12R, at Nebraska (1/23/2016)	W, 81-68	
13P, 10R, vs Penn State (1/30/2016)	W, 79-72	
D.J. Wilson		2 (2-0)
10P, 12R, vs. Marquette (11/17/2016)	W, 79-61	
15P, 11R, Kennesaw State (12/3/2016)	W, 82-55	

2016-17 Game Details

EXH1: Armstrong State | W, 77-49

Nov. 4, 2016

Ann Arbor, Mich. | Crisler Center

U-M won its only exhibition of the season with a 77-49 victory of Armstrong State at Crisler Center. The game marked the return of U-M legend Cazzie Russell, who serves as an assistant coach for the Pirates. The Wolverines had four players finish in double figures led by a team-best 15 from Zak Irvin and Moritz Wagner. The duo combined to go 13-for-21 from the field.

GAME 1: Howard | W, 76-58

1-0

Nov. 11, 2016

Ann Arbor, Mich. | Crisler Center

2K Classic | Ann Arbor Regional

In the season opener, Derrick Walton Jr. scored 20 points with four three-pointers while Mark Donnal (12 points, six rebounds) and D.J. Wilson (nine points, eight rebounds) provided a spark off the bench as U-M defeated Howard 76-58 in the 2K Classic Ann Arbor Regional. U-M shot an impressive 89 percent from the free throw line (23-for-26), while Howard shot just 48 percent (14-for-29). The Wolverines also converted Howard's 17 turnovers into 20 points on the offensive end.

GAME 2: IUPUI | W, 77-65

2-0

Nov. 13, 2016

Ann Arbor, Mich. | Crisler Center

2K Classic | Ann Arbor Regional

Coming off the bench with a seven point, 14 rebound, five block performance by D.J. Wilson, U-M defeated IUPUI, 77-65, to sweep the 2K Classic Ann Arbor Regional at Crisler Center. Derrick Walton Jr. added 13 points, six rebounds and three assists while Zak Irvin led the Wolverines with 15 points in the win. After a slow start, U-M used a 13-0 run to end the first half to carry them to the victory.

GAME 3: vs. Marquette | W, 79-61

3-0

Nov. 17, 2016

New York, N.Y. | Madison Square Garden

2K Classic | Semifinal

D.J. Wilson posted his first career double-double (10 points, 12 rebounds) in his first career start, as the Wolverines were able to ride a big first half where U-M shot nearly 60 percent and moved on to the 79-61 semifinal win over Marquette in the 2K Classic semifinal. U-M had five players hit for double figures led by Zak Irvin's 16 and 15 apiece from Mark Donnal and Muhammad-Ali Abdur-Rahkman. Duncan Robinson chipped in 10 off the bench knocking down three long range buckets.

GAME 4: vs. SMU | W, 76-54

4-0

Nov. 18, 2016

New York, N.Y. | Madison Square Garden

2K Classic | Championship

Never trailing the entire game, All-Tournament team selection Derrick Walton Jr. used seven three-pointers en route to a game-high 23 points to lead U-M to a 76-54 win over SMU in the 2K Classic Championship game. Zak Irvin added 16 points, six rebounds and five assists to earn tournament MVP honors while Muhammad-Ali Abdur-Rahkman chipped in 12 and was also named to the All-Tournament team.

GAME 5: at South Carolina | L, 61-46

4-1

Nov. 23, 2016

Columbia, S.C. | Colonial Life Arena

In its first true road game of the season, U-M suffered its first loss at South Carolina, 61-46, inside Colonial Life Arena. The Wolverines shot just 19 percent (10-for-52) from the field, including 2-for-26 from behind the arc. U-M got 24 of its 46 points from the free throw line, hitting 24 of its 32 attempts. Derrick Walton Jr. led U-M with 15 points, including 7-for-8 shooting from the charity stripe, while Mark Donnal added 10 points, with eight coming from the free throw line (8-for-9).

GAME 6: Mount St. Mary's | W, 64-47

5-1

Nov. 26, 2016

Ann Arbor, Mich. | Crisler Center

The Wolverines used a 25-4 run to turn a four-point deficit into a 17-point halftime lead, and Zak Irvin led a balanced attack with 14 points as the Wolverines got back on the winning track in a 64-47 victory over Mount St. Mary's inside Crisler Center. U-M had three players in double figures in scoring, led by Irvin's 14 points on 6-of-13 shooting from the floor. Moritz Wagner and Derrick Walton Jr. had 13 and 12 points, respectively. Walton (5) and Irvin (4) combined for nine of Michigan's 14 assists, while D.J. Wilson had a team-best seven rebounds.

GAME 7: Virginia Tech | L, 73-70

5-2

Nov. 30, 2016

Ann Arbor, Mich. | Crisler Center

ACC/Big Ten Challenge

Michigan team led for more than 37 minutes of the game until Virginia Tech clawed its way back to take the lead and squeak out a 73-70 win for the ACC in the Big Ten/ACC Challenge inside Crisler Center. After leading by as much as 15 points, the Hokies chipped away and took their first lead with 1:46 remaining, which they never relinquished as U-M's last second game-tying three-pointer rattled out. Zak Irvin led the Wolverines with a season- and game-high 23 points on 10-of-20 shooting from the field. Duncan Robinson also had a season-high 15 points, while Muhammad-Ali Abdur-Rahkman and Moritz Wagner chipped in with 13 and 11 points, respectively.

GAME 8: Kennesaw State | W, 82-55

6-2

Dec. 3, 2016

Ann Arbor, Mich. | Crisler Center

Michigan used a 19-4 run late in the first half to take a commanding halftime lead and never looked back, defeating Kennesaw State, 82-55, inside Crisler Center. Moritz Wagner's career-high 20 points led four players in double figures, as he went 7-for-8 from the field, including 3-for-4 from long range. Zak Irvin scored 19 points, hitting double digits for the seventh game this season. D.J. Wilson posted his second double-double of the season, going for 15 points and 11 rebounds. Derrick Walton Jr. was two assists shy of joining Wilson with a double-double, finishing the afternoon with 13 points and a season-high eight assists.

GAME 9: Texas | W, 53-50

7-2

Dec. 3, 2016

Ann Arbor, Mich. | Crisler Center

After being down two points with less than two minutes to play, Michigan got key points from Moritz Wagner and used tough team defense to stop Texas and earn a 53-50 win inside Crisler Center. The Wolverines led by as many as 10 points in the first half, but it was a much closer second half, as neither team led by more than three for the final 17-plus minutes of the game. For the second straight game, Wagner led U-M in scoring with 15 points. He put together a complete game, also adding five rebounds, two assists, two steals and a key block on the last defensive possession of the game. D.J. Wilson also posted double figures with 13 points, and Duncan Robinson scored 12 points.

2016-17 Game Details



JOHN BEILEIN

Head Coach of Michigan 10th Season
> Record as Head Coach of Michigan 196-125
Collegiate Head Coach 39th Season
> Record as Head Coach 747-443
> Record at Division I Schools 489-300

JOHN BEILEIN'S CAREER RECORD

School	Seasons	Games	Overall				Conference			
			Record	Home	Away	Neutral	Record	Home	Away	Neutral
Erie C.C.	4	118	75-43	43-35	27-19	13-6	---	---	---	---
Nazareth	1	26	20-6	9-1	8-3	3-2	---	---	---	---
LeMoyne	9	257	163-94	94-21	44-53	25-20	49-36	34-11	15-25	0-0
Canisius	5	151	89-62	46-16	32-36	11-10	44-26	25-10	19-16	0-0
Richmond	5	153	100-53	53-14	33-32	14-7	56-24	37-3	19-21	0-0
West Virginia	5	164	104-60	60-15	20-30	24-15	40-40	27-13	13-27	0-0
Michigan	10	321	196-125	119-38	37-61	40-26	88-73	54-27	33-46	1-0
Totals	39	1190	747-443	416-123	201-234	130-86	277-200	177-64	99-136	1-0

BEILEIN THE HEAD COACH

- The 2016-17 season is John Beilein's 39th as a collegiate basketball head coach. With three years of high school coaching at Newfane, N.Y., Beilein has been patrolling the sidelines for 42 years.
- Beilein has always been a head coach, never serving as an assistant at any level.
- He started his 10th season at Michigan, the longest tenure in his career. He spent nine seasons at LeMoyne and five seasons at each of his previous three stops before U-M: Canisius, Richmond and West Virginia.
- He has compiled winning records in 32 of his 38 seasons, including 19 of the past 22.
- He has never had back-to-back losing seasons in his coaching career.
- He has 20 20-win campaigns -- Erie C.C. (2), Nazareth (1), Le Moyne (3), Canisius (2), Richmond (3), West Virginia (3) and Michigan (6).
- He has 17 career postseason appearances -- nine at the Division I NCAA Tournament, six at the NIT and one at the Division II NCAA Tournament.
- He has a 196-125 record at Michigan, with six 20-win seasons -- nearly 25 percent of U-M's 27 total in 100 years of basketball in Ann Arbor.
- He is the seventh Michigan coach to reach 100-plus wins -- ranking second all-time with 196 wins. He trails only Johnny Orr (209) and just passed Bill Frieder (191) on the all-time list after the win over Marquette (Nov. 17, 2016).
- Overall, he has won over 100 games in each of his last three coaching stops - Richmond (100-53), West Virginia (104-60) and U-M (196-125).
- He has helped U-M to two Big Ten regular-season titles -- sharing the conference crown in 2012 before winning the program's first outright title in 28 years in 2014.
- As a Division I head coach, has won four regular season conference titles -- Canisius (1994, Metro Atlantic Athletic); Richmond (2001, Colonial Athletic Association) and Michigan (2012, 2014, Big Ten).
- After an 11-year absence, he guided Michigan back to the NCAA Tournament in 2009. In total he has guided the Wolverines to six appearances (2009, '11, '12, '13, '14 & '16).
- After a 20-year absence, he guided Michigan back to the Final Four, as well as the national title game in 2013. U-M defeated Syracuse in the national semifinal before falling to Louisville in the championship game.
- He became the fourth Michigan coach to guide U-M to the national title game -- Dave Strack (1965 vs. UCLA); Johnny Orr (1976 vs. Indiana) and Steve Fisher (1989 vs. Seton Hall; 1992 vs. Duke and 1993 vs. North Carolina).
- With his six NCAA Tournament appearances at Michigan, he joins Steve Fisher as the only U-M coaches to secure at-least five bids.
- He is one of 12 coaches to have taken four different schools to the NCAA Tournament -- Canisius (1996), Richmond (1998), West Virginia (2005, '06) and Michigan (2009, '11, '12, '13, '14, '16). It should be noted, Beilein adds a fifth with a 1988 Division II NCAA Tournament appearance while with LeMoyne.

BEILEIN IN THE NCAA TOURNAMENT

- Appeared in his 11th NCAA Tournament in 2016. He has nine Division I NCAA Tournament appearances and one Division II after taking LeMoyne to the Division II Tournament in 1988. The Division I list includes Canisius (1), Richmond (1), West Virginia (2) and Michigan (6).
- Holds a 16-9 all-time record in the NCAA postseason, including a 10-5 record at Michigan.

- Guided Michigan back to the NCAA Tournament in 2009 after a 11-year absence.
- Guided Michigan to six NCAA berths (2009, '11, '12, '13, '14, '16) in 10 seasons.
- In 2013, took Michigan to its first Final Four and national title game in 20 years. It was also Beilein's first career appearance in the Final Four and title game.
- Has reached the Sweet 16 four times -- twice with West Virginia (2005, '06) and twice with Michigan (2013, '14).
- In 2009, led No. 10 seed Michigan to the second round of the NCAA Tournament. After defeating No. 7 seed Clemson (62-59) in its opening game of the South Regional in Kansas City, Mo., U-M fell to Blake Griffin and No. 2 seed Oklahoma (73-63).
- In 2011, led No. 8 seed Michigan to the third round of the NCAA Tournament. After defeating No. 9 seed Tennessee (75-45) in its opening game of the West Regional in Charlotte, N.C., U-M fell to No. 1 seed Duke (73-71) after a last-second game-tying attempt by Darius Morris went in and out.
- In 2012, led No. 4 seed Michigan to the second round of the NCAA Tournament. Opening its first game of the Midwest Regional in Nashville, Tenn., U-M lost to No. 13 seed Ohio (65-60).
- In 2013, led No. 4 seed Michigan to its first national title game in 20 years before losing to No. 1 seed Louisville (82-76) in the final. U-M opened its NCAA Tournament in the South Regional in Auburn Hills, Mich., with a pair of victories over No. 13 seed South Dakota State (71-56) and No. 5 VCU (78-53). Heading to Arlington, Texas, U-M defeated No. 1 Kansas (87-85) with a dramatic comeback win in overtime. Down 14 points with 6:50 remaining, a Trey Burke three-pointer with 3.2 seconds left capped off a closing 17-8 run sending the game into overtime, where U-M would go on for the two-point win. Using an opening 23-5 run, U-M advanced to its seventh Final Four with a 20-point win over No. 3 seed Florida (79-59). Facing No. 4 seed Syracuse in the Final Four in Atlanta, Ga., Beilein picked up his first win over Jim Boheim following a 61-56 victory to advance to his first-career national title game. In a back-and-forth 40 minute battle, U-M dropped the title game to Louisville (82-76).
- In 2014, led No. 2 seed Michigan to its second straight Elite Eight, defeating No. 15 seed Wofford (57-40) in the second round and No. 7 seed Texas (79-65) in the third round in Milwaukee, Wis. In the Sweet 16 in Indianapolis, Ind., the Wolverines earned a thrilling 73-71 victory over No. 11 seed Tennessee before falling to No. 8 seed Kentucky, 75-72, on a three in the final seconds.
- In 2016, helped U-M make its first appearance in the First Four, defeating Tulsa, 67-62, to advance to the first round. Lost match-up with Notre Dame, 70-63

BEILEIN IN THE NIT

- Appeared in sixth NIT Postseason event in 2007. He has six NIT appearances -- Canisius (2), Richmond (2) and West Virginia (2)
- Has a 14-6 all-time record.
- Won the 2007 NIT title after a thrilling 78-73 win over Clemson in the championship game.
- Advanced to the NIT Final Four at Madison Square Garden, twice. In 1995 with Canisius, advanced to the semifinal losing to eventual champion Virginia Tech (71-59); lost in third-place consolation game to Penn State (66-62). In 2007 with West Virginia, advanced to semifinal and defeated Mississippi State (63-62) before defeating Clemson (78-73) to win the NIT title.

John Beilein | Coaching Career Records

BEILEIN IN THE BIG TEN TOURNAMENT

- Under Beilein, Michigan holds an 11-9 record at the Big Ten Tournament, never losing its first game. In all nine of Beilein's seasons U-M has advanced to the quarterfinal (4-5 record).
- The Wolverines earned the No. 1 seed in 2014 -- the first time in U-M's Big Ten Tournament history.
- In 2014, the Wolverines advanced to their first championship game since the inaugural event in 1998.
- In 2016, U-M defeated its first No. 1 seed with a 72-69 last second win over Indiana. U-M's Kam Chatman hit a three-pointer as the clock expired for the upset win.
- Under Beilein, U-M has had five first round byes (2011, '12, '14, '15, '16).

BEILEIN OFF THE COURT

- Raised in Burt, N.Y., he is the eighth of nine children -- six sisters and two brothers.
- Grew up on an apple farm listening to St. Louis Cardinal baseball games and Hall of Fame announcer Jack Buck on KMOX-Radio.
- Diehard fan of the St. Louis Cardinals and Buffalo Bills.
- Friends with current St. Louis Cardinals manager Mike Matheny -- a former U-M baseball player (1989-91).
- Attended Wheeling College (now Wheeling Jesuit University) where he played basketball (1972-75) and served as team captain during the 1974-75 season.
- He remains an avid reader and history/military buff.
- Has family ties to Steven Spielberg's famous movie 'Saving Private Ryan,' which won five Oscar's. The movie was fictionalized off of the Niland family, who were cousins to Beilein's mother.
- Married for to wife, Kathleen. They have four children -- Seana (Hendricks), Patrick, Mark and Andy and three grandchildren -- Finley, Johnny and Charlie.
- Son, Patrick, played under his dad at West Virginia (2003-06), helping the Mountaineers to the Sweet 16 (2005) and Elite Eight (2006). He was a 1,000 point scorer.

REACHING LEVEL 700

- When Michigan defeated Texas (March 22, 2014) in the NCAA Third Round, it marked career victory No. 700 for John Beilein. Beilein currently has 747 wins in his 38-year career, with 488 wins in Division I games.

A SAMPLE OF THE WINNINGEST COACHES (as of Dec. 6, 2016)

Mike Krzyzewski	Duke	1052	ACC
Jim Boeheim^	Syracuse	889	ACC
Bob Huggins	West Virginia	797	Big 12
Cliff Ellis	Coastal Carolina	795	Sun Belt
Roy Williams	North Carolina	791	ACC
Rick Pitino	Louisville	752	ACC
JOHN BEILEIN	MICHIGAN	747	BIG TEN
Rick Byrd	Belmont	735	Ohio Valley
Jerry Slocum	Youngstown State	715	Horizon
Dana Altman	Oregon	694	Pac-12
Larry Hunter	Western Carolina	683	Southern
John Calipari	Kentucky	627	SEC
Rick Barnes	Tennessee	623	SEC
Bill Self	Kansas	600	Big 12
Lon Kruger	Oklahoma	595	Big 12
Jim Larranaga	Miami (Fla.)	595	ACC
Greg Kampe	Oakland	564	Horizon
Tubby Smith	Memphis	563	American
Steve Fisher	San Diego State	555	Mountain West
Kelvin Sampson	Houston	541	American

NOTE: Selected coaches records reflect all levels of NCAA

^101 wins vacated due to NCAA Sanctions; overall has 990 career wins

DID YOU KNOW?

- When Michigan scores 80 or more points, the Wolverines are 51-1 under John Beilein. The lone game lost was an 86-82 decision at Maryland (Feb. 21, 2016).
- When Michigan goes to overtime under John Beilein, the Wolverines are 15-7.
- John Beilein is one of 12 coaches to have taken four Division I teams to the NCAA Tournament.
 - Steve Alford (Missouri State, Iowa, New Mexico, UCLA)
 - **John Beilein (Canisius, Richmond, West Virginia, Michigan)**
 - Lefty Driesell (Davidson, Maryland, James Madison, Georgia State)
 - Cliff Ellis (South Alabama, Clemson, Auburn, Coastal Carolina)
 - Larry Eustachy (Utah State, Iowa State, Southern Miss, Colorado State)
 - Jim Harrick (Pepperdine, UCLA, Rhode Island, Georgia)
 - Lon Kruger (Kansas State, Florida, Illinois, UNLV, Oklahoma)^
 - Fran McCaffery (Lehigh, UNC Greensboro, Siena, Iowa)
 - Tom Penders (Rhode Island, Texas, George Washington, Houston)
 - Rick Pitino (Boston University, Providence, Kentucky, Louisville)
 - Tubby Smith (Tulsa, Georgia, Kentucky, Minnesota)
 - Eddie Sutton (Creighton, Arkansas, Kentucky, Oklahoma State)
- ^ only coach with five Division I teams

THE JOHN BEILEIN FILE

Birthdate: February 5, 1953
Hometown: Burt, N.Y.
High School: DeSales Catholic (Lockport, N.Y.)
College Undergrad: Wheeling Jesuit, 1975 (B.A., History)
College Masters: Niagara, 1981 (M.S., Education)
Family: Married; wife Kathleen
Children (4): Seana, Patrick, Mark and Andrew
Grandchildren (3): Finley Rose, Johnny, Charlie
Pronunciation: "Bee-Line"

COACHING CAREER

Years	School	Position
1975-78	Newfane High School	Head Coach
1978-82	Erie Community College	Head Coach
1982-83	Nazareth College	Head Coach
1983-92	Le Moyne College	Head Coach
1992-97	Canisius College	Head Coach
1997-2002	University of Richmond	Head Coach
2002-07	West Virginia University	Head Coach
2007-present	University of Michigan	Head Coach

AMONG THE NATION'S STATISTICAL ELITE

Since Coach Beilein's arrival in Ann Arbor, U-M has remained among the tops in the nation's in turnovers, assist/turnover ratio and fouls.

LEADERS AND BEST (as of Dec. 6, 2016)

Season	Turnovers	Assist/TO Ratio	Fouls
2007-08	56th (12.9)	156th (0.95)	10th (15.1)
2008-09	16th (11.5)	12th (1.35)	13th (15.3)
2009-10	5th (10.2)	11th (1.40)	5th (14.6)
2010-11	5th (10.0)	14th (1.37)	43rd (16.8)
2011-12	17th (10.9)	45th (1.16)	21st (15.6)
2012-13	1st (9.4)	1st (1.54)	2nd (12.7)
2013-14	7th (9.3)	8th (1.52)	1st (14.2)
2014-15	8th (9.6)	49th (1.25)	7th (14.2)
2015-16	6th (9.7)	9th (1.54)	5th (15.1)
2016-17	13th (10.7)	99th (1.16)	5th (14.7)

BEILEIN COACHING TREE

- **Bacari Alexander:** head coach Detroit (2016-present)
- **Patrick Beilein:** head coach Le Moyne (2015-present)
- **Kevin Broderick:** head coach Nazareth College (2009-present)
- **Matt Brown:** former head coach UMKC (2007-13)
- **Jerry Dunn:** head coach Tuskegee University (2014-present)
- **Mike Jones:** head coach Radford (2011-present)
- **LaVall Jordan:** head coach Milwaukee (2016-present)
- **Bill Lilly:** former head coach West Virginia Wesleyan (2005-10)
- **Mike MacDonald:** head coach Daemen College (2014-present)
- **Mike Maker:** head coach Marist (2014-present)
- **John Mahoney:** head coach IMG Academy (2012-present)
- **Jeff Neubauer:** head coach Fordham (2015-present)
- **Dave Niland:** head coach Penn State Behrend (1993-present)
- **Phil Seymore:** head coach Fredonia (2013-present)
- **Zach Spiker:** head coach Drexel (2016-present)
- **Will Vergollo:** assistant coach Milwaukee (2016-present)
- **Reggie Witherspoon:** head coach Canisius (2016-present)

BEILEIN'S NBA DRAFT PICKS

- **Joe Alexander** (2008, No. 8 Milwaukee Bucks)
- **Da'Sean Butler** (2010, No. 42 Miami Heat)
- **Darius Morris** (2011, No. 41 by Los Angeles Lakers)
- **Trey Burke** (2013, No. 9 by Utah Jazz)
- **Tim Hardaway Jr.** (2013, No. 24 by New York Knicks)
- **Nik Stauskas** (2014, No. 8 by Sacramento Kings)
- **Mitch McGary** (2014, No. 21 by Oklahoma City Thunder)
- **Glenn Robinson III** (2014, No. 40 by Minnesota Timberwolves)
- **Caris LeVert** (2016, No. 20 by Brooklyn Nets)

John Beilein | Coaching Career Records

School	Season	Total	Overall										
Erie C.C.	1978-79	35	20-15										
Erie C.C.	1979-80	25	17-8										
Erie C.C.	1980-81	29	21-8										
Erie C.C.	1981-82	29	17-12										
	Totals	118	75-43										

School	Season	Total	Overall	Home	Away	Neutral							
Nazareth	1982-83	26	20-6	9-1	10-4	1-1							
	Totals	26	20-6	9-1	10-4	1-1							

School	Season	Total	Overall	Home	Away	Neutral	League	Overall	Finish	Home	Away	Neutral	Postseason
Le Moyne	1983-84	28	20-8	12-2	6-4	2-2	MCC	5-0		4-0	1-0	0-0	-----
Le Moyne	1984-85	29	19-10	11-3	5-6	3-1	MCC	4-6		3-2	1-4	0-0	-----
Le Moyne	1985-86	29	14-15	10-2	2-10	2-3	MCC	5-7		4-2	1-5	0-0	-----
Le Moyne	1986-87	30	20-10	11-2	5-6	4-2	MCC	8-4		5-1	3-3	0-0	-----
Le Moyne	1987-88	30	24-6	12-1	7-2	5-3	MCC	10-2		6-1	4-1	0-0	NCAA II, First Rd.
Le Moyne	1988-89	27	15-12	9-3	5-8	1-1	MCC	6-6		4-2	2-4	0-0	-----
Le Moyne	1989-90	29	17-12	10-2	4-6	3-4	MCC	5-7		4-2	1-5	0-0	-----
Le Moyne	1990-91	29	19-10	11-2	5-4	3-4	MCC	6-4		4-1	2-3	0-0	-----
Le Moyne	1991-92	26	15-11	8-4	5-7	2-0		-		-	-	-	-----
	Totals	257	163-94	94-21	44-53	25-20		49-36		34-11	15-25	0-0	

School	Season	Total	Overall	Home	Away	Neutral	League	Overall	Finish	Home	Away	Neutral	Postseason
Canisius	1992-93	28	10-18	6-5	3-11	1-2	MAAC	5-9	6th	3-4	2-5	0-0	-----
Canisius	1993-94	29	22-7	15-0	6-6	1-1	MAAC	12-2	1st	7-0	5-2	0-0	NIT, First Rd.
Canisius	1994-95	35	21-14	8-4	11-6	2-4	MAAC	10-4	2nd	5-2	5-2	0-0	NIT, Semifinal
Canisius	1995-96	30	19-11	8-3	7-6	4-2	MAAC	7-7	5th	4-3	3-4	0-0	NCAA, First Rd.
Canisius	1996-97	29	17-12	9-4	5-7	3-1	MAAC	10-4	t-2nd	6-1	4-3	0-0	-----
	Totals	151	89-62	46-16	32-36	11-10	MAAC	44-26		25-10	19-16	0-0	

School	Season	Total	Overall	Home	Away	Neutral	League	Overall	Finish	Home	Away	Neutral	Postseason
Richmond	1997-98	31	23-8	10-1	6-6	7-1	CAA	12-4	3rd	8-0	4-4	0-0	NCAA, Second Rd.
Richmond	1998-99	27	15-12	11-1	3-10	1-1	CAA	10-6	3rd	8-0	2-6	0-0	-----
Richmond	1999-2000	30	18-12	7-5	8-6	3-1	CAA	11-5	3rd	7-1	4-4	0-0	-----
Richmond	2000-01	29	22-7	12-2	9-4	1-1	CAA	12-4	1st	7-1	5-3	0-0	NIT, Second Rd.
Richmond	2001-02	36	22-14	13-5	7-6	2-3	Atlantic 10	11-5	2nd	7-1	4-4	0-0	NIT, Quarterfinal
	Totals	153	100-53	53-14	33-32	14-7	CAA/A10	56-24		37-3	19-21	0-0	

School	Season	Total	Overall	Home	Away	Neutral	League	Overall	Finish	Home	Away	Neutral	Postseason
West Virginia	2002-03	29	14-15	9-5	2-8	3-2	Big East	5-11	6th - West	3-5	2-6	0-0	-----
West Virginia	2003-04	31	17-14	10-4	4-7	3-3	Big East	7-9	t-8th	5-3	2-6	0-0	NIT, Second Rd.
West Virginia	2004-05	35	24-11	11-3	6-5	7-3	Big East	8-8	t-7th	5-3	3-5	0-0	NCAA, Elite Eight
West Virginia	2005-06	33	22-11	13-2	5-4	4-5	Big East	11-5	3rd	7-1	4-4	0-0	NCAA, Sweet 16
West Virginia	2006-07	36	27-9	17-1	3-6	7-2	Big East	9-7	t-7th	7-1	2-6	0-0	NIT, Champions
	Totals	164	104-60	60-15	20-30	24-15	Big East	40-40		27-13	13-27	0-0	

School	Season	Total	Overall	Home	Away	Neutral	League	Overall	Finish	Home	Away	Neutral	Postseason
Michigan	2007-08	32	10-22	6-9	2-10	2-3	Big Ten	5-13	9th	3-6	2-7	0-0	-----
Michigan	2008-09	35	21-14	14-3	3-8	4-3	Big Ten	9-9	t-7th	6-3	3-6	0-0	NCAA, Second Rd.
Michigan	2009-10	32	15-17	10-6	3-8	2-3	Big Ten	7-11	t-7th	4-5	3-6	0-0	-----
Michigan	2010-11	35	21-14	14-5	5-5	2-4	Big Ten	9-9	t-4th	5-4	4-5	0-0	NCAA, Third Rd.
Michigan	2011-12	34	24-10	15-1	6-6	3-3	Big Ten	13-5	t-1st	8-1	5-4	0-0	NCAA, Second Rd.
Michigan	2012-13	39	31-8	17-1	5-5	9-2	Big Ten	12-6	t-4th	8-1	4-5	0-0	NCAA, National Runner-up
Michigan	2013-14	37	28-9	13-2	7-4	8-3	Big Ten	15-3	1st	8-1	7-2	0-0	NCAA, Elite Eight
Michigan	2014-15	32	16-16	12-6	2-8	2-2	Big Ten	8-10	9th	6-3	2-7	0-0	-----
Michigan	2015-16	36	23-13	13-4	4-6	6-3	Big Ten	10-8	8th	6-3	3-5	1-0	NCAA, First Rd.
Michigan	2016-17	9	7-2	5-1	0-1	2-0	Big Ten	0-0	-	0-0	0-0	0-0	
	Totals	321	196-125	119-38	37-61	40-26	Big Ten	88-74		54-27	33-47	1-0	

John Beilein | All-Time Opponent

Opponent	Total	W	L	Opponent	Total	W	L	Opponent	Total	W	L	Opponent	Total	W	L
Adelphi	15	10	5	Duquesne	7	6	1	Mercy	1	1	0	Siena	16	6	10
Akron	2	1	1	East Carolina	8	5	3	Mercyhurst	16	15	1	Slippery Rock	3	3	0
Alabama	1	0	1	East Stroudsburg	5	3	2	Miami (Fla.)	2	2	0	South Carolina	2	1	1
Alabama A&M	1	1	0	Eastern Michigan	3	2	1	Michigan State	16	6	10	South Carolina State	1	1	0
Albany	1	1	0	Eastern Washington	1	1	0	Michigan Tech	1	1	0	South Dakota State	1	1	0
Alfred Tech	8	8	0	Edinboro	2	1	1	Millersville	1	0	1	South Florida	2	2	0
Alvernia	1	1	0	Elmira College	1	1	0	Minnesota	17	14	3	Southern Illinois	1	1	0
American	9	9	0	Elon	1	1	0	Mississippi State	4	2	2	Southern Methodist	5	1	4
American International	1	1	0	Emmanuel (Ga.)	1	1	0	Mohawk Valley CC	4	2	2	Southwest Missouri State	1	1	0
Anderson JC	2	0	2	Fairfield	12	9	3	Monroe CC	8	2	6	Springfield	1	1	0
Appalachian State	2	2	0	Ferris State	1	1	0	Montana	1	1	0	Stanford	1	1	0
Arkansas	3	1	2	Ferrum	2	0	2	Montana State	1	1	0	St. Bonaventure	13	8	5
Arkansas-Little Rock	1	0	1	Finger Lakes CC	1	1	0	Montclair State	1	1	0	St. John's	6	6	0
Arkansas-Pine Bluff	2	2	0	Florida	3	2	1	Mount St. Mary's	3	2	1	SUNY Brockport	1	1	0
Arizona	2	0	2	Florida Atlantic	2	2	0	N.C. Central	2	2	0	SUNY Utica	1	1	0
Army	1	1	0	Florida Gulf Coast	1	1	0	N.C. State	5	5	0	Syracuse	11	2	9
Assumption	1	0	1	Florida State	1	1	0	Navy	2	2	0	Temple	1	1	0
Baltimore CC	1	1	0	Fordham	3	1	2	Nebraska	6	6	0	Tennessee	3	3	0
Belmont Abbey	1	0	1	Franklin Pierce	2	0	2	New Hampshire	1	1	0	Texas	5	3	2
Bentley	1	1	0	Fredonia State	1	1	0	New Haven	2	0	2	Texas Tech	1	1	0
Binghamton	1	1	0	Gannon	22	8	14	New York Tech	1	1	0	The Citadel	1	1	0
Bloomfield	1	1	0	Gardner-Webb	2	2	0	Niagara	13	7	6	Toledo	2	1	1
Bloomsburg	2	2	0	Genesee CC	8	8	0	Niagara County CC	11	8	3	Towson	1	1	0
Bloomsfield	1	1	0	Geneseo State	1	1	0	Nicholls State	1	1	0	Truit McConnell	1	1	0
Boston College	7	2	5	George Mason	11	7	4	NJIT	1	0	1	Tulane	2	1	1
Bowdoin	1	1	0	George Washington	6	3	3	Norfolk State	2	2	0	Tulsa	1	1	0
Bowling Green	1	1	0	Georgetown	8	3	5	North Carolina	1	0	1	UAB	1	1	0
Bradley	3	3	0	Georgia Southern	1	1	0	Northeastern	4	2	2	UCLA	5	4	1
Bridgeport	1	1	0	Gonzaga	2	1	1	Northern Kentucky	1	1	0	UMass-Lowell	2	1	1
Brockport	2	2	0	Hamilton	7	6	1	Northern Michigan	2	2	0	UMBC	1	1	0
Broome CC	5	3	2	Hamilton College	1	0	1	Northwestern	17	12	5	UNC Asheville	1	1	0
Brown	1	1	0	Harvard	2	1	1	Northwestern State	1	1	0	UNC Greensboro	2	2	0
Bryant	2	2	0	Herkimer CC	1	0	1	Notre Dame	8	1	7	UNC Wilmington	10	7	3
Bryant & Stratton	2	2	0	Hilbert CC	8	3	5	Oakland	4	4	0	Union	7	6	1
Bucknell	3	3	0	Hillsdale College	1	1	0	Ohio State	20	7	13	Unknown	1	1	0
Buffalo	13	7	6	Hobart College	2	2	0	Ohio University	1	0	1	UNLV	1	0	1
Buffalo JV	1	1	0	Holy Cross	1	1	0	Oklahoma	2	1	1	USC Upstate	2	1	1
Buffalo State	1	1	0	Houghton College	2	0	2	Old Dominion	9	6	3	Utah	3	1	2
Buffalo State JV	2	2	0	Houston Baptist	3	3	0	Onondaga CC	2	2	0	UTEP	1	0	1
Butler	1	0	1	Howard	2	2	0	Oregon	1	1	0	Utica	1	0	1
C. W. Post	1	0	1	Illinois	18	12	6	Oswego State	8	7	1	Valparaiso	2	1	1
California (Pa.)	1	0	1	Indiana	15	6	9	Pace	16	6	10	Villa Maria	10	8	2
Campbell	2	2	0	Iona	12	8	4	Penn State	18	13	5	Villanova	9	5	4
Canisius	2	2	0	Iowa	18	11	7	Pennsylvania	1	1	0	Virginia	3	1	2
Canisius JV	1	1	0	Iowa State	2	1	1	Philadelphia University	19	10	9	Virginia Commonwealth	11	8	3
Canton Tech	4	3	1	IPFW	1	1	0	Pitt-Bradford (Pa.)	4	1	3	Virginia Tech	5	1	4
Cayuga CC	1	1	0	Ithaca	1	1	0	Pittsburgh	11	4	7	VMI	1	0	1
Centenary	1	1	0	IUPUI	3	3	0	Plymouth State	1	1	0	Wagner	1	1	0
Central Florida	1	1	0	James Madison	12	9	3	Portland	1	0	1	Wake Forest	6	1	5
Central Michigan	2	1	1	Jamestown CC	9	3	6	Potsdam College	1	1	0	Washington	1	0	1
Champlain CC	3	2	1	Jefferson CC	3	2	1	Potsdam State	1	1	0	Washington & Jefferson	1	1	0
Charlotte	5	2	3	Kansas	3	1	2	Providence	10	5	5	Washington State	2	1	1
Chattanooga	1	1	0	Kansas State	1	1	0	Purdue	16	7	9	West Chester	3	2	1
Cheyney	1	1	0	Kean College	1	1	0	Queens	6	6	0	West Virginia	2	2	0
Cincinnati	6	3	3	Keene State	2	2	0	Quinnipiac	3	2	1	Western Carolina	1	1	0
Clarion	2	1	1	Kennesaw State	1	1	0	R.I.T.	2	2	0	Western Illinois	1	1	0
Clarkson	3	3	0	Kent State	1	1	0	Radford	5	5	0	Western Kentucky	1	0	1
Clemson	3	3	0	Kentucky	3	0	3	Randolph Macon	1	0	1	Western Michigan	6	5	1
Cleveland State	1	1	0	Kings Point	1	1	0	Redford	1	1	0	William & Mary	8	5	3
Colgate	6	5	1	Kutztown	1	1	0	Rhode Island	2	2	0	Wisconsin	17	2	15
College of Charleston	1	0	1	L.I.U. Southampton	2	2	0	Robert Morris	1	0	1	Wisconsin-Green Bay	1	0	1
Columbia	1	1	0	La Salle	3	2	1	Roberts Wesleyan	2	2	0	Wofford	3	3	0
Columbia-Green	1	1	0	Lakeland CC	1	1	0	Rochester	1	0	1	Xavier	4	0	4
Concordia (Mich.)	1	1	0	Liberty	2	1	1	Rochester (N.Y.)	1	1	0	Youngstown State	1	1	0
Concordia (N.Y.)	1	1	0	Lock Haven	2	2	0	Rutgers	9	7	2	Career	1190	747	443
Connecticut	8	2	6	Long Beach State	2	2	0	Sacred Heart	3	2	1	Big Ten	Total	W	L
Coppin State	4	4	0	Louisiana-Monroe	2	2	0	Saginaw Valley	1	1	0	Illinois	18	12	6
Cornell	3	2	1	Louisville	4	1	3	Saint Clair (Mich.)	1	0	1	Indiana	15	6	9
Corning CC	9	5	4	Loyola (Ill.)	1	1	0	Saint Francis (Pa.)	3	2	1	Iowa	18	11	7
Cortland	2	2	0	Loyola (Md.)	13	10	3	Saint John Fisher	10	8	2	Maryland	5	2	3
Cortland State	2	2	0	LSU	2	1	1	Saint Joseph's	1	1	0	Michigan State	16	6	10
Creighton	2	2	0	Manhattan	10	6	4	Saint Lawrence	9	8	1	Minnesota	17	14	3
Daemen College	2	1	1	Manhattanville	1	1	0	Saint Louis	2	1	1	Nebraska	6	6	0
Davis & Elkins	1	1	0	Mansfield	13	8	5	Saint Michael's	11	4	7	Northwestern	17	12	5
Dayton	3	1	2	Marist	2	2	0	Saint Peter's	12	7	5	Ohio State	20	7	13
Delaware State	3	3	0	Marquette	4	2	2	Saint Rose	4	2	2	Penn State	18	13	5
DePaul	1	1	0	Marshall	6	3	3	Saint Thomas Aquinas	1	0	1	Purdue	16	7	9
Detroit	2	2	0	Maryland	5	2	3	Samford	1	1	0	Rutgers	9	7	2
Dominican College	1	1	0	Maryland Eastern Shore	1	1	0	San Francisco	1	0	1	Wisconsin	17	2	15
Dowling	1	1	0	Massachusetts	3	3	0	Savannah State	2	2	0	Career	192	105	87
Drexel	2	1	1	Massachusetts-Darmouth	1	0	1	Scranton	5	4	1	at Michigan	183	99	84
Duke	7	1	6	McNeese State	2	2	0	Seton Hall	12	5	7				
				Memphis	1	1	0								

2016-17 Schedule & Results

Overall: 7-2 Home: 5-1 Road: 0-1 Neutral: 2-0
Big Ten: 0-0 Home: 0-0 Road: 0-0 Neutral: 0-0

Preseason			Michigan	Opponent	Michigan	Opponent	Michigan	
Date	Opponent	Result	High Scorer	High Scorer	High Rebounder	High Rebounder	High Assists	Attendance
Nov. 4	ARMSTRONG STATE (EXH)	W, 77-49	two with (15)	K.J. James (16)	D.J. Wilson (9)	K.J. James (7)	D. Walton Jr. (7)	10,720

Regular Season			Michigan	Opponent	Michigan	Opponent	Michigan	
Date	Opponent	Result	High Scorer	High Scorer	High Rebounder	High Rebounder	High Assists	Attendance
N11	HOWARD (1)	W, 76-58	D. Walton Jr. (20)	D. Collins (12)	D.J. Wilson (8)	two with (5)	two with (3)	10,094
N13	IUPUI (1)	W, 77-65	Z. Irvin (15)	D. Combs (22)	D.J. Wilson (14)	D.J. McCall (7)	two with (3)	10,812
N17	vs. Marquette (2)	W, 79-61	Z. Irvin (16)	L. Fischer (19)	D.J. Wilson (12)	H. Cheatham (6)	Z. Irvin (5)	8,126
N18	vs. SMU (2)	W, 76-54	D. Walton Jr. (23)	S. Ojeleye (13)	Z. Irvin (6)	S. Ojeleye (9)	D. Walton Jr. (6)	8,088
N23	at South Carolina	L, 61-46	D. Walton Jr. (15)	S. Thornwell (21)	five with (4)	S. Thornwell (10)	two with (1)	13, 051
N26	MOUNT ST. MARY'S	W, 64-47	Z. Irvin (14)	J. Robinson (21)	D.J. Wilson (7)	two with (7)	D. Walton Jr. (5)	9,410
N30	VIRGINIA TECH (3)	L, 70-73	Z. Irvin (23)	Z. LeDay (18)	MA Abdur-Rahkman (6)	two with (6)	D. Walton Jr. (5)	9,981
D3	KENNESAW STATE	W, 82-55	M. Wagner (20)	K. Ray (24)	D.J. Wilson (11)	J. Jones (5)	D. Walton Jr. (8)	10,687
D6	TEXAS	W, 53-50	M. Wagner (15)	T. Mack (18)	D.J. Wilson (6)	two with (5)	Z. Irvin (5)	10,613
D10	at 2/2 UCLA							
D13	CENTRAL ARKANSAS							
D17	MD EASTERN SHORE							
D22	FURMAN							
J1	at Iowa+							
J4	PENN STATE+							
J7	MARYLAND+							
J11	at Illinois+							
J14	NEBRASKA+							
J17	at Wisconsin+							
J21	ILLINOIS+							
J26	INDIANA+							
J29	at Michigan State+							
F4	OHIO STATE+							
F7	MICHIGAN STATE+							
F12	at Indiana+							
F16	WISCONSIN+							
F19	at Minnesota+							
F22	at Rutgers+							
F25	PURDUE+							
M1	at Northwestern+							
M5	at Nebraska+							

2017 Big Ten Tournament			Michigan	Opponent	Michigan	Opponent	Michigan	
Date	Opponent	Result	High Scorer	High Scorer	High Rebounder	High Rebounder	High Assists	Attendance
M8	vs. B1G First Round							
M9	vs. B1G Second Round							
M10	vs. B1G Quarterfinal							
M11	vs. B1G Semifinal							
M12	vs. B1G Championship							

2017 NCAA Tournament			Michigan	Opponent	Michigan	Opponent	Michigan	
Date	Opponent	Result	High Scorer	High Scorer	High Rebounder	High Rebounder	High Assists	Attendance
M14-15	NCAA First Four							
M16-19	NCAA First & Second Rounds							
M23-26	NCAA Regional Rounds							
A1	NCAA Final Four							
A3	NCAA National Championship							

+ Big Ten Conference game
(1) 2K Classic, Ann Arbor Regional, Ann Arbor, Mich. (Crisler Center)
(2) 2K Classic, Championship Round, New York, N.Y. (Madison Square Garden)
(3) ACC/B1G Challenge, Ann Arbor, Mich. (Crisler Center)

2016-17 Overall Attendance			
Record: 7-2			
Site	Games	Total	Average
Home	6	61,597	10,266
Away	1	13,051	13,051
Neutral	2	16,214	8,107
Totals	9	90,862	10,096

2016-17 Big Ten Attendance			
Record: 0-0			
Site	Games	Total	Average
Home	0	0	0
Away	0	0	0
Neutral	0	0	0
Totals	0	0	0

Michigan Basketball By the Numbers	
Seasons of Men's Basketball	101st
Total Games	2553 (2383*)
Overall Record	1535-1018 (1422-961*)
20-Win Seasons	27
30-Win Seasons	3
Overtime Games	107 (67-40)
Michigan 100-Point Games	105 (100-5)

2015-16 Game-By-Game

		Hibbitts (#0)	Simpson (#3)	Wilson (#5)	Walton Jr. (#10)	Dakich (#11)	Abdur-Rahkman (#12)	Wagner (#13)
N11	HOWARD	0-0-0	5-0-2	9-8-2	20-1-3	DNP	6-0-2	8-3-0
N13	IUPUI	0-0-0	0-0-0	7-14-1	13-6-3	DNP	12-2-2	13-6-1
N17	vs. Marquette	0-0-0	0-0-2	10-12-2	0-3-4	DNP	15-4-0	9-1-2
N18	vs. SMU	0-0-0	1-0-0	6-4-1	23-3-6	DNP	12-4-2	3-1-0
N23	at South Carolina	DNP	2-1-1	2-4-0	15-4-0	DNP	7-4-0	2-3-0
N26	MOUNT ST. MARY'S	DNP	1-0-1	5-7-0	12-6-5	DNP	5-2-3	13-6-0
N30	VIRGINIA TECH	DNP	0-0-2	2-3-0	6-5-5	DNP	13-6-2	11-2-1
D3	KENNESAW STATE	0-0-0	2-2-1	15-11-2	13-3-8	DNP	0-2-3	20-3-0
D6	TEXAS	DNP	0-1-0	13-6-2	7-3-2	DNP	3-1-1	15-5-2
D10	at 2/2 UCLA							
D13	CENTRAL ARKANSAS							
D17	MARYLAND EASTERN SHORE							
D22	FURMAN							
J1	at Iowa+							
J4	PENN STATE+							
J7	MARYLAND+							
J11	at Illinois+							
J14	NEBRASKA+							
J17	at Wisconsin+							
J21	ILLINOIS+							
J26	INDIANA+							
J29	at Michigan State+							
F4	OHIO STATE+							
F7	MICHIGAN STATE+							
F12	at Indiana+							
F16	WISCONSIN+							
F19	at Minnesota+							
F22	at Rutgers+							
F25	PURDUE+							
M1	at Northwestern+							
M5	at Nebraska+							
M8	vs. BTT First							
M9	vs. BTT Second							
M10	vs. BTT Quarterfinal							
M11	vs. BTT Semifinal							
M12	vs. BTT Championship							

		Wright-Jones (#14)	Teske (#15)	Lonergan (#20)	Irvin (#21)	Robinson (#22)	Watson (#23)	Donnal (#34)	Davis (#51)
N11	HOWARD	0-0-0	0-0-0	0-2-1	11-5-3	3-2-2	2-0-1	12-6-0	DNP
N13	IUPUI	0-0-0	0-0-0	0-0-0	15-5-3	7-3-0	0-0-0	8-3-0	DNP
N17	vs. Marquette	0-0-0	0-0-0	0-2-0	16-7-5	10-1-0	4-0-0	15-3-0	DNP
N18	vs. SMU	0-0-0	2-0-0	0-0-0	16-6-5	2-1-1	2-0-0	9-5-1	DNP
N23	at South Carolina	DNP	0-3-0	0-0-0	5-4-1	2-3-0	0-0-0	10-4-0	DNP
N26	MOUNT ST. MARY'S	DNP	DNP	DNP	14-3-4	8-5-1	0-0-0	6-4-0	DNP
N30	VIRGINIA TECH	DNP	0-2-0	DNP	23-5-0	15-0-1	0-0-0	0-2-0	DNP
D3	KENNESAW STATE	0-0-0	1-0-0	4-1-0	19-4-1	6-0-0	0-2-0	2-2-0	DNP
D6	TEXAS	DNP	DNP	DNP	3-4-5	12-4-0	DNP	0-1-0	DNP
D10	at 2/2 UCLA								
D13	CENTRAL ARKANSAS								
D17	MARYLAND EASTERN SHORE								
D22	FURMAN								
J1	at Iowa+								
J4	PENN STATE+								
J7	MARYLAND+								
J11	at Illinois+								
J14	NEBRASKA+								
J17	at Wisconsin+								
J21	ILLINOIS+								
J26	INDIANA+								
J29	at Michigan State+								
F4	OHIO STATE+								
F7	MICHIGAN STATE+								
F12	at Indiana+								
F16	WISCONSIN+								
F19	at Minnesota+								
F22	at Rutgers+								
F25	PURDUE+								
M1	at Northwestern+								
M5	at Nebraska+								
M8	vs. BTT First								
M9	vs. BTT Second								
M10	vs. BTT Quarterfinal								
M11	vs. BTT Semifinal								
M12	vs. BTT Championship								

2016-17 Michigan/Opponent Game-By-Game

		TP	FG-FGA	PCT.	3F-3PA	PCT.	FT-FTA	PCT.	O-D	REB	F	DQ	A	TO	BL	ST	1st	2nd	OT	PNT	TO	2ND	FB	BN
N11	MICHIGAN HOWARD	w76 58	22-52 20-43	.423 .465	9-24 4-12	.375 .333	23-26 14-29	.885 .483	10-20 8-21	30 29	21 26	0 1	16 7	10 17	4 1	9 1	34 25	42 33	-	22	20	18	2	28
N13	MICHIGAN IUPUI	w77 65	27-60 23-57	.450 .404	7-21 5-14	.333 .357	16-18 14-19	.889 .737	11-29 7-24	40 31	15 17	0 0	10 10	9 8	7 2	4 3	43 32	34 33	-	30	8	19	4	17
N17	MICHIGAN vs. Marquette	w79 61	27-53 22-54	.509 .407	9-23 4-15	.391 .267	16-20 13-18	.800 .722	6-29 6-21	35 27	17 19	0 0	15 12	17 15	5 4	3 9	50 26	29 35	-	30	18	4	0	29
N18	MICHIGAN vs. SMU	w76 54	27-51 22-59	.529 .373	13-31 6-16	.419 .375	9-11 4-10	.818 .400	2-22 18-23	24 41	12 13	0 0	16 9	4 12	4 0	6 3	44 25	32 29	-	26	16	5	6	16
N23	MICHIGAN at South Carolina	46 w61	10-52 23-53	.192 .434	2-26 4-15	.077 .267	24-32 11-18	.750 .611	18-18 15-25	36 40	17 24	1 0	2 10	16 13	0 6	7 5	27 33	19 28	-	8	8	10	0	15
N26	MICHIGAN MOUNT ST. MARY'S	w64 47	24-55 18-48	.436 .375	11-27 6-14	.407 .429	5-6 5-5	.833 1.000	11-25 3-21	36 24	8 12	0 0	14 8	12 11	2 4	4 4	33 16	31 31	-	20	9	9	4	15
N30	MICHIGAN VIRGINIA TECH	70 w73	28-59 24-46	.475 .522	10-27 6-14	.370 .429	4-7 19-21	.571 .905	8-18 6-22	26 28	21 17	1 1	11 8	9 14	1 1	3 4	39 30	31 43	-	30	23	7	0	15
D3	MICHIGAN KENNESAW STATE	w82 55	30-53 23-48	.566 .479	9-20 5-12	.450 .417	13-17 4-6	.765 .667	8-24 3-16	32 19	12 17	0 0	15 11	7 13	2 2	4 3	47 29	35 26	-	36	20	10	6	15
D6	MICHIGAN TEXAS	w53 50	20-48 20-52	.417 .385	6-19 5-16	.316 .313	7-11 5-6	.636 .833	5-23 7-24	28 31	9 15	0 1	12 11	12 14	3 4	8 6	31 28	22 22	-	22	15	7	2	12
D10	MICHIGAN at 2/2 UCLA																							
D13	MICHIGAN CENTRAL ARKANSAS																							
D17	MICHIGAN MD EASTERN SHORE																							
D22	MICHIGAN FURMAN																							
J1	MICHIGAN at Iowa+																							
J4	MICHIGAN PENN STATE+																							
J7	MICHIGAN MARYLAND+																							
J11	MICHIGAN at Illinois+																							
J14	MICHIGAN NEBRASKA+																							
J17	MICHIGAN at Wisconsin+																							
J21	MICHIGAN ILLINOIS+																							
J26	MICHIGAN INDIANA+																							
J29	MICHIGAN at Michigan State+																							
F4	MICHIGAN OHIO STATE+																							
F7	MICHIGAN MICHIGAN STATE+																							
F12	MICHIGAN at Indiana+																							
F16	MICHIGAN WISCONSIN+																							
F19	MICHIGAN at Minnesota+																							
F22	MICHIGAN at Rutgers+																							
F25	MICHIGAN PURDUE+																							
M1	MICHIGAN at Northwestern+																							
M5	MICHIGAN at Nebraska+																							
M8	MICHIGAN vs. BTT First																							
M9	MICHIGAN vs. BTT Second																							
M10	MICHIGAN vs. BTT Quarterfinal																							
M11	MICHIGAN vs. BTT Semifinal																							
M12	MICHIGAN vs. BTT Championship																							

2016-17 Michigan/Opponent Breakdowns

MICHIGAN: 2016-17

ALL GAMES	G	TP	AVG	FG	FGA	PCT.	3FG	3FA	PCT.	FT	FTA	PCT.	O	D	REB	AVG	F	DQ	A	TO	BL	ST	1ST	2ND	OT	PNT	TO	2ND	FB	BN
Overall	9	623	69.2	215	483	44.5%	76	218	34.9%	117	148	79.1%	79	138	287	31.9	132	2	111	96	28	96	348	275	0	224	137	89	24	162
Home	6	422	70.3	151	327	46.2%	52	138	37.7%	68	85	80.0%	53	139	192	32.0	86	1	78	59	19	32	227	195	0	160	95	70	18	102
Away	1	46	46.0	10	52	19.2%	2	26	7.7%	24	32	75.0%	18	18	36	36.0	17	1	2	16	0	7	27	19	0	8	8	10	0	0
Neutral	2	155	77.5	54	104	51.9%	22	54	40.7%	25	31	80.6%	6	51	59	29.5	29	0	31	21	9	9	94	61	0	30	34	9	6	15
BIG TEN	G	TP	AVG	FG	FGA	PCT.	3FG	3FA	PCT.	FT	FTA	PCT.	O	D	REB	ATG	F	DQ	A	TO	BL	ST	1ST	2ND	OT	PNT	TO	2ND	FB	BN
Overall	0	0	0.0	0	0	0.0%	0	0	0.0%	0	0	0.0%	0	0	0	0.0	0	0	0	0	0	0	0	0	0	0	0	0	0	0
Home	0	0	0.0	0	0	0.0%	0	0	0.0%	0	0	0.0%	0	0	0	0.0	0	0	0	0	0	0	0	0	0	0	0	0	0	0
Away	0	0	0.0	0	0	0.0%	0	0	0.0%	0	0	0.0%	0	0	0	0.0	0	0	0	0	0	0	0	0	0	0	0	0	0	0
Neutral	0	0	0.0	0	0	0.0%	0	0	0.0%	0	0	0.0%	0	0	0	0.0	0	0	0	0	0	0	0	0	0	0	0	0	0	0
MONTH	G	TP	AVG	FG	FGA	PCT.	3FG	3FA	PCT.	FT	FTA	PCT.	O	D	REB	ATG	F	DQ	A	TO	BL	ST	1ST	2ND	OT	PNT	TO	2ND	FB	BN
November	7	488	69.7	165	382	43.2%	61	179	34.1%	97	120	80.8%	66	161	227	32.4	111	2	84	77	23	77	270	218	0	166	102	72	16	135
December	2	135	67.5	50	101	49.5%	15	39	38.5%	20	28	71.4%	13	47	60	30.0	21	0	27	19	5	19	78	57	0	58	35	17	8	27
January	0	0	0.0	0	0	0.0%	0	0	0.0%	0	0	0.0%	0	0	0	0.0	0	0	0	0	0	0	0	0	0	0	0	0	0	0
February	0	0	0.0	0	0	0.0%	0	0	0.0%	0	0	0.0%	0	0	0	0.0	0	0	0	0	0	0	0	0	0	0	0	0	0	0
March	0	0	0.0	0	0	0.0%	0	0	0.0%	0	0	0.0%	0	0	0	0.0	0	0	0	0	0	0	0	0	0	0	0	0	0	0
5-GAME	G	TP	AVG	FG	FGA	PCT.	3FG	3FA	PCT.	FT	FTA	PCT.	O	D	REB	ATG	F	DQ	A	TO	BL	ST	1ST	2ND	OT	PNT	TO	2ND	FB	BN
Games #1-5	5	354	70.8	113	268	42.2%	40	125	32.0%	88	107	82.2%	47	118	165	33.0	82	1	59	56	20	56	198	156	0	116	70	56	12	105
Games #6-10	4	269	67.3	102	215	47.4%	36	93	38.7%	29	41	70.7%	32	90	122	30.5	50	1	52	40	8	40	150	119	0	108	67	33	12	57
Games #11-15	0	0	0.0	0	0	0.0%	0	0	0.0%	0	0	0.0%	0	0	0	0.0	0	0	0	0	0	0	0	0	0	0	0	0	0	0
Games #16-20	0	0	0.0	0	0	0.0%	0	0	0.0%	0	0	0.0%	0	0	0	0.0	0	0	0	0	0	0	0	0	0	0	0	0	0	0
Games #21-25	0	0	0.0	0	0	0.0%	0	0	0.0%	0	0	0.0%	0	0	0	0.0	0	0	0	0	0	0	0	0	0	0	0	0	0	0
Games #26-30	0	0	0.0	0	0	0.0%	0	0	0.0%	0	0	0.0%	0	0	0	0.0	0	0	0	0	0	0	0	0	0	0	0	0	0	0
Games #31-35	0	0	0.0	0	0	0.0%	0	0	0.0%	0	0	0.0%	0	0	0	0.0	0	0	0	0	0	0	0	0	0	0	0	0	0	0
Games #36-40	0	0	0.0	0	0	0.0%	0	0	0.0%	0	0	0.0%	0	0	0	0.0	0	0	0	0	0	0	0	0	0	0	0	0	0	0
POSTSEASON	G	TP	ATG	FG	FGA	PCT.	3FG	3FA	PCT.	FT	FTA	PCT.	O	D	REB	ATG	F	DQ	A	TO	BL	ST	1ST	2ND	OT	PNT	TO	2ND	FB	BN
Overall	0	0	0.0	0	0	0.0%	0	0	0.0%	0	0	0.0%	0	0	0	0.0	0	0	0	0	0	0	0	0	0	0	0	0	0	0
B1G	0	0	0.0	0	0	0.0%	0	0	0.0%	0	0	0.0%	0	0	0	0.0	0	0	0	0	0	0	0	0	0	0	0	0	0	0
NCAA	0	0	0.0	0	0	0.0%	0	0	0.0%	0	0	0.0%	0	0	0	0.0	0	0	0	0	0	0	0	0	0	0	0	0	0	0

OPPONENTS: 2016-17

ALL GAMES	G	TP	AVG	FG	FGA	PCT.	3FG	3FA	PCT.	FT	FTA	PCT.	O	D	REB	AVG	F	DQ	A	TO	BL	ST	1ST	2ND	OT	PNT	TO	2ND	FB	BN	
Overall	8	474	59.3	175	408	42.9%	40	112	35.7%	84	126	66.7%	66	173	239	29.9	145	2	75	103	20	103	216	258	0	220	85	61	31	102	
Overall	9	524	58.2	195	460	42.4%	45	128	35.2%	89	132	67.4%	73	197	270	30.0	160	3	86	117	24	117	244	280	0	244	98	71	35	111	
Home	6	348	58.0	128	294	43.5%	31	82	37.8%	61	86	70.9%	34	128	162	27.0	104	3	55	77	14	21	160	188	0	146	64	39	19	76	
Away	1	61	61.0	23	53	43.4%	4	15	26.7%	11	18	61.1%	15	25	40	40.0	24	0	10	13	6	5	33	28	0	36	14	9	8	0	
Neutral	2	115	57.5	44	113	38.9%	10	31	32.3%	17	28	60.7%	6	44	68	34.0	32	0	21	27	4	12	51	64	0	36	20	23	8	7	
BIG TEN	G	TP	AVG	FG	FGA	PCT.	3FG	3FA	PCT.	FT	FTA	PCT.	O	D	REB	AVG	F	DQ	A	TO	BL	ST	1ST	2ND	OT	PNT	TO	2ND	FB	BN	
	0	0	0.0	0	0	0.0%	0	0	0.0%	0	0	0.0%	0	0	0	0.0	0	0	0	0	0	0	0	0	0	0	0	0	0	0	
	0	0	0.0	0	0	0.0%	0	0	0.0%	0	0	0.0%	0	0	0	0.0	0	0	0	0	0	0	0	0	0	0	0	0	0	0	
	0	0	0.0	0	0	0.0%	0	0	0.0%	0	0	0.0%	0	0	0	0.0	0	0	0	0	0	0	0	0	0	0	0	0	0	0	
	0	0	0.0	0	0	0.0%	0	0	0.0%	0	0	0.0%	0	0	0	0.0	0	0	0	0	0	0	0	0	0	0	0	0	0	0	
MONTH	G	TP	AVG	FG	FGA	PCT.	3FG	3FA	PCT.	FT	FTA	PCT.	O	D	REB	AVG	F	DQ	A	TO	BL	ST	1ST	2ND	OT	PNT	TO	2ND	FB	BN	
	7	419	59.9	152	360	42.2%	35	100	35.0%	80	120	66.7%	63	157	220	31.4	128	2	64	90	18	29	187	232	0	200	73	56	25	98	
	2	105	52.5	43	100	43.0%	10	28	35.7%	9	12	75.0%	10	40	50	25.0	32	1	22	27	6	9	57	48	0	44	25	15	10	13	
	January	0	0	0.0	0	0	0.0%	0	0	0.0%	0	0	0.0%	0	0	0	0.0	0	0	0	0	0	0	0	0	0	0	0	0	0	0
	February	0	0	0.0	0	0	0.0%	0	0	0.0%	0	0	0.0%	0	0	0	0.0	0	0	0	0	0	0	0	0	0	0	0	0	0	0
March	0	0	0.0	0	0	0.0%	0	0	0.0%	0	0	0.0%	0	0	0	0.0	0	0	0	0	0	0	0	0	0	0	0	0	0	0	
5-GAME	G	TP	AVG	FG	FGA	PCT.	3FG	3FA	PCT.	FT	FTA	PCT.	O	D	REB	AVG	F	DQ	A	TO	BL	ST	1ST	2ND	OT	PNT	TO	2ND	FB	BN	
	Games #1-5	5	299	59.8	110	266	41.4%	23	72	31.9%	56	94	59.6%	54	114	168	33.6	99	1	48	65	13	21	141	158	0	146	54	45	20	68
	Games #6-10	4	225	56.3	85	194	43.8%	22	56	39.3%	33	38	86.8%	19	83	102	25.5	61	2	38	52	11	17	103	122	0	98	44	26	15	43
	Games #11-15	0	0	0.0	0	0	0.0%	0	0	0.0%	0	0	0.0%	0	0	0	0.0	0	0	0	0	0	0	0	0	0	0	0	0	0	0
	Games #16-20	0	0	0.0	0	0	0.0%	0	0	0.0%	0	0	0.0%	0	0	0	0.0	0	0	0	0	0	0	0	0	0	0	0	0	0	0
	Games #21-25	0	0	0.0	0	0	0.0%	0	0	0.0%	0	0	0.0%	0	0	0	0.0	0	0	0	0	0	0	0	0	0	0	0	0	0	0
	Games #26-30	0	0	0.0	0	0	0.0%	0	0	0.0%	0	0	0.0%	0	0	0	0.0	0	0	0	0	0	0	0	0	0	0	0	0	0	0
	Games #31-35	0	0	0.0	0	0	0.0%	0	0	0.0%	0	0	0.0%	0	0	0	0.0	0	0	0	0	0	0	0	0	0	0	0	0	0	0
	Games #36-40	0	0	0.0	0	0	0.0%	0	0	0.0%	0	0	0.0%	0	0	0	0.0	0	0	0	0	0	0	0	0	0	0	0	0	0	0
	POSTSEASON	G	TP	AVG	FG	FGA	PCT.	3FG	3FA	PCT.	FT	FTA	PCT.	O	D	REB	AVG	F	DQ	A	TO	BL	ST	1ST	2ND	OT	PNT	TO	2ND	FB	BN
Overall		0	0	0.0	0	0	0.0%	0	0	0.0%	0	0	0.0%	0	0	0	0.0	0	0	0	0	0	0	0	0	0	0	0	0	0	0
B1G		0	0	0.0	0	0	0.0%	0	0	0.0%	0	0	0.0%	0	0	0	0.0	0	0	0	0	0	0	0	0	0	0	0	0	0	0
NCAA	0	0	0.0	0	0	0.0%	0	0	0.0%	0	0	0.0%	0	0	0	0.0	0	0	0	0	0	0	0	0	0	0	0	0	0	0	0

2016-17 Statistics

BY LOCATION	Overall	B1G	Beilein, U-M	Beilein, B1G
Overall	7 2	0 0	196 125	88 74
Home (Crisler Center)	5 1	0 0	119 38	54 27
Away	0 1	0 0	37 61	33 47
Neutral	2 0	0 0	40 26	1 0
BY HALF	Overall	B1G	Beilein, U-M	Beilein, B1G
Michigan leads at halftime	7 1	0 0	147 33	56 21
Michigan trails at halftime	0 1	0 0	41 89	29 52
Michigan is tied at halftime	0 0	0 0	8 3	3 1
BY OFFENSE	Overall	B1G	Beilein, U-M	Beilein, B1G
U-M scores 100-plus points	0 0	0 0	5 0	0 0
U-M scores 90-99 points	0 0	0 0	11 0	2 0
U-M scores 80-89 points	1 0	0 0	34 1	13 1
U-M scores 70-79 points	4 1	0 0	82 18	40 8
U-M scores 60-69 points	1 0	0 0	50 47	26 27
U-M scores 50-59 points	1 0	0 0	13 49	6 31
U-M scores 40-49 points	0 1	0 0	1 9	1 7
U-M scores 30-39 points	0 0	0 0	0 1	0 0
BY DEFENSE	Overall	B1G	Beilein, U-M	Beilein, B1G
Opponent scores 100-plus points	0 0	0 0	0 0	0 0
Opponent scores 90-99 points	0 0	0 0	0 1	0 0
Opponent scores 80-89 points	0 0	0 0	5 16	1 12
Opponent scores 70-79 points	0 1	0 0	25 47	16 24
Opponent scores 60-69 points	2 1	0 0	73 50	36 30
Opponent scores 50-59 points	4 0	0 0	64 10	26 8
Opponent scores 40-49 points	1 0	0 0	25 1	9 0
Opponent scores 30-39 points	0 0	0 0	4 0	0 0
BY SCORING	Overall	B1G	Beilein, U-M	Beilein, B1G
Games decided by 1-5	1 1	0 0	49 33	28 17
Games decided by 6-10	0 0	0 0	46 32	33 20
Games decided by 11-15	1 1	0 0	30 35	13 22
Games decided by more than 15	5 0	0 0	71 25	14 15
BY OVERTIME	Overall	B1G	Beilein, U-M	Beilein, B1G
Overtime	0 0	0 0	15 6	9 5
Double Overtime	0 0	0 0	0 1	0 1
Triple Overtime	0 0	0 0	0 0	0 0
BY RANKING	Overall	B1G	Beilein, U-M	Beilein, B1G
vs. ranked opponents:	0 0	0 0	29 62	18 36
vs. unranked opponents:	7 2	0 0	167 63	70 38
BY JERSEY	Overall	B1G	Beilein, U-M	Beilein, B1G
White	4 0	0 0	92 17	33 10
Blue	0 1	0 0	39 58	27 35
Maize	3 1	0 0	65 50	28 29
BY MONTH	Overall	B1G	Beilein, U-M	Beilein, B1G
November	5 2	0 0	45 18	
December	2 0	0 0	43 18	3 3
January	0 0	0 0	44 33	43 31
February	0 0	0 0	30 34	31 33
March	0 0	0 0	34 22	11 7
BY TELEVISION	Overall	B1G	Beilein, U-M	Beilein, B1G
When playing on AXStv	0 0	0 0	2 1	0 0
When playing on BTN	0 0	0 0	84 36	50 32
When playing on BTN-Plus	2 0	0 0	15 0	0 0
When playing on CBS	0 0	0 0	18 29	7 15
When playing on CBS College Sports	0 0	0 0	0 1	0 0
When playing on truTV	0 0	0 0	2 0	0 0
When playing on TNT	0 0	0 0	0 1	0 0
When playing on TBS	0 0	0 0	1 0	0 0
When playing on ESPN	0 0	0 0	32 32	23 22
When playing on ESPN2	3 1	0 0	21 14	7 4
When playing on ESPNU	1 1	0 0	9 7	1 1
When playing on ESPN3	1 0	0 0	8 1	0 0
When playing on FSN-Detroit	0 0	0 0	2 0	0 0
When playing on Fox Sports 1	0 0	0 0	1 0	0 0
When playing on HDNet	0 0	0 0	0 2	0 0
No television	0 0	0 0	1 1	0 0

INSIDE THE BOX SCORE	'16-17 W L	Beilein W L
When Michigan leads in FG%, U-M is	6 0	153 9
When opponent leads in FG%, U-M is	1 2	42 115
When game ends tied in FG%, U-M is	0 0	1 1
When Michigan leads in 3FG%, U-M is	5 0	147 27
When opponent leads in 3FG%, U-M is	2 2	43 98
When game ends tied in 3FG%, U-M is	0 0	6 0
When Michigan leads in FT%, U-M is	5 1	123 60
When opponent leads in FT%, U-M is	2 1	70 60
When game ends tied in FT%, U-M is	0 0	3 5
When Michigan leads in rebounds, U-M is	5 0	109 23
When opponent leads in rebounds, U-M is	2 2	79 96
When game ends tied in rebounds, U-M is	0 0	8 6
When Michigan leads in assists, U-M is	6 1	143 13
When opponent leads in assists, U-M is	0 1	37 98
When game ends tied in assists, U-M is	1 0	16 14
When Michigan leads in blocks, U-M is	4 0	84 27
When opponent leads in blocks, U-M is	2 1	81 81
When game ends tied in blocks, U-M is	1 1	31 17
When Michigan leads in steals, U-M is	5 1	116 57
When opponent leads in steals, U-M is	1 1	56 63
When game ends tied in steals, U-M is	1 0	24 5
When Michigan has more turnovers, U-M is	3 1	52 50
When opponent has more turnovers, U-M is	4 1	131 67
When game ends tied in turnovers, U-M is	0 0	13 8
When Michigan has more fouls, U-M is	1 1	44 74
When opponent has more fouls, U-M is	6 1	145 41
When game ends tied in fouls, U-M is	0 0	7 10
When Michigan has a player foul out, U-M is	0 1	10 23
When opponent has a player foul out, U-M is	2 0	41 11
When both teams have a player foul out, U-M is	0 1	8 5
When neither team as a player foul out, U-M is	5 0	137 86

INSIDE THE GAME	
Largest Victory	+27, Kennesaw State (12/3/16)
Smallest Victory	+3, Texas (12/6/16)
Largest Defeat	-15, at South Carolina (11/23/16)
Smallest Defeat	-3, Virginia Tech (11/30/16)
Largest Halftime Lead	+24, vs. Marquette (11/17/16)
Largest Halftime Deficit	-6, at South Carolina (11/23/16)
Most Points in 1st Half	50, vs. Marquette (11/17/16)
Lowest Points in 1st Half	27, at South Carolina (11/23/16)
Most Points in 2nd Half	42, Howard (11/11/2016)
Lowest Points in 2nd Half	16, at South Carolina (11/23/16)
Most Points in Overtime	-
Lowest Points in Overtime	-
Most Points in 2nd Overtime	-
Lowest Points in 2nd Overtime	-
Most Points Allowed in 1st Half	33, at South Carolina (11/23/16)
Lowest Points Allowed in 1st Half	16, Mount St. Mary's (11/26/16)
Most Points Allowed in 2nd Half	35, vs. Marquette (11/17/16)
Lowest Points Allowed in 2nd Half	22, Texas (12/6/16)
Most Points in Overtime	-
Lowest Points in Overtime	-
Most Points in 2nd Overtime	-
Lowest Points in 2nd Overtime	-
Largest Lead in a game won	+29, two times
Largest Opt lead in a game won	-7, IUPUI (11/13/2016)
Largest Lead in a game lost	+15, Virginia Tech (11/30/16)
Largest Opt lead in a game lost	-16, at South Carolina (11/23/16)
Most Lead Changes	8, Texas (12/6/16)
Most Ties In a Game	4, vs. Marquette (11/17/16)
Games Led Start to Finish	1

2016-17 Statistics

TIME ON THE COURT

PLAYER	YEAR	CAREER GAMES	CONSEC GAMES	CAREER STARTS	CONSEC STARTS
Zak IRVIN	Sr.	113	44	75	43
Derrick WALTON JR. (Sr.)	Sr.	98	35	97	35
Duncan ROBINSON	Sr.	76	35	60	0
Muhammad-Ali ABDUR-RAHKMAN	Jr.	74	69	47	31
Mark DONNAL	Sr.	72	38	35	0
Andrew DAKICH	Sr.	49	0	0	0
Moritz WAGNER	So.	39	14	9	9
D.J. WILSON	Jr.	39	9	7	7
Charles MATTHEWS	So.	36	0	3	0
Sean LONERGAN	Sr.	34	0	0	0
Xavier SIMPSON	Fr.	9	9	0	0
Ibi WATSON	Fr.	8	0	0	0
Jon TESKE	Fr.	7	0	0	0
Brent HIBBITTS	So.	5	0	0	0
Fred WRIGHT-JONES	So.	5	0	0	0
Austin DAVIS	Fr.	0	0	0	0

LED IN ... SCORING

	'13-14	'14-15	'15-16	'16-17	Career
Zak IRVIN (Sr.)	2	10	8	3	23
Derrick WALTON JR. (Sr.)	2	5	5	4	16
Muhammad-Ali ABDUR-RAHKMAN (Jr.)	-	1	6	0	7
Duncan ROBINSON (Sr.)	0	RS	5	0	5
Mark DONNAL (Sr.)	RS	0	4	0	4
Moritz WAGNER (So.)	-	-	1	2	3

LED IN ... REBOUNDING

	'13-14	'14-15	'15-16	'16-17	Career
Zak IRVIN (Sr.)	1	9	13	2	25
Derrick WALTON JR. (Sr.)	2	5	11	1	19
Mark DONNAL (Sr.)	RS	0	6	1	7
D.J. WILSON (Jr.)	-	0	0	7	7
Muhammad-Ali ABDUR-RAHKMAN (Jr.)	-	1	3	2	6
Duncan ROBINSON (Sr.)	0	RS	5	0	5

LED IN ... ASSISTS

	'13-14	'14-15	'15-16	'16-17	Career
Derrick WALTON JR. (Sr.)	12	9	17	6	44
Zak IRVIN (Sr.)	0	4	8	5	17
Muhammad-Ali ABDUR-RAHKMAN (Jr.)	-	0	4	0	4
Duncan ROBINSON (Sr.)	0	RS	2	0	2
Xavier SIMPSON (Fr.)	-	-	-	1	1

LED IN ... BLOCKS

	'13-14	'14-15	'15-16	'16-17	Career
Mark DONNAL (Sr.)	RS	6	14	1	21
D.J. WILSON (Jr.)	-	1	7	7	15
Duncan ROBINSON (Sr.)	0	RS	5	1	6
Zak IRVIN (Sr.)	2	2	1	0	5
Muhammad-Ali ABDUR-RAHKMAN (Jr.)	-	0	5	0	5
Derrick WALTON JR. (Sr.)	1	1	3	0	5
Mortiz WAGNER (So.)	-	-	2	2	4
Sean LONERGAN (Sr.)	1	0	0	0	1
Jon TESKE (Fr.)	-	-	-	1	1

LED IN ... STEALS

	'13-14	'14-15	'15-16	'16-17	Career
Derrick WALTON JR. (Sr.)	6	7	19	4	37
Zak IRVIN (Sr.)	4	11	7	2	24
Muhammad-Ali ABDUR-RAHKMAN (Jr.)	-	7	8	4	19
Mark DONNAL (Sr.)	RS	2	6	0	8
Duncan ROBINSON (Jr.)	0	RS	5	2	6
D.J. WILSON (Jr.)	-	1	1	3	5
Andrew DAKICH (Sr.)	0	1	2	0	3
Moritz WAGNER (So.)	-	-	0	3	3
Sean LONERGAN (Sr.)	1	0	0	0	1
Xavier SIMPSON (Fr.)	-	-	-	1	1
Jon TESKE (Fr.)	-	-	-	1	1

DOUBLE-DIGIT SCORING

	'13-14	'14-15	'15-16	'16-17	Career
Zak IRVIN (Sr.)	9	27	21	7	65
Duncan ROBINSON (Sr.)	29	RS	21	3	53
Derrick WALTON JR. (Sr.)	12	11	23	6	52
Muhammad-Ali ABDUR-RAHKMAN (Jr.)	-	4	14	4	22
Mark DONNAL (Sr.)	RS	2	9	3	14
Moritz WAGNER (So.)	-	-	1	5	6
D.J. WILSON (Jr.)	-	RS	1	3	4

20+ POINT

	'13-14	'14-15	'15-16	'16-17	Career
Duncan ROBINSON (Sr.)	11	RS	2	0	13
Zak IRVIN (Sr.)	1	5	3	1	10
Derrick WALTON JR. (Sr.)	0	1	3	2	6
Mark DONNAL (Sr.)	RS	0	2	0	2
Muhammad-Ali ABDUR-RAHKMAN (Jr.)	-	0	1	0	1
Moritz WAGNER (So.)	-	-	0	1	1

30+ POINT

	'13-14	'14-15	'15-16	'16-17	Career
Duncan ROBINSON (Sr.)	1	RS	0	0	1

7+ REBOUND

	'13-14	'14-15	'15-16	'16-17	Career
Duncan ROBINSON (Sr.)	16	RS	4	0	20
Zak IRVIN (Sr.)	0	8	9	1	18
Derrick WALTON JR. (Sr.)	3	2	9	0	14
Mark DONNAL (Sr.)	RS	0	6	0	6
D.J. WILSON (Jr.)	-	0	0	5	5
Muhammad-Ali ABDUR-RAHKMAN (Jr.)	-	2	1	0	3
Moritz WAGNER (So.)	-	-	1	0	1

10+ REBOUND

	'13-14	'14-15	'15-16	'16-17	Career
Duncan ROBINSON (Sr.)	5	RS	1	0	6
Zak IRVIN (Sr.)	0	3	1	0	4
Derrick WALTON JR. (Sr.)	1	0	3	0	4
D.J. WILSON (Jr.)	-	0	0	3	3
Mark DONNAL (Sr.)	RS	0	1	0	1

20+ REBOUND

	'13-14	'14-15	'15-16	'16-17	Career
none	-	-	-	-	-

5+ ASSIST

	'13-14	'14-15	'15-16	'16-17	Career
Derrick WALTON JR. (Sr.)	6	3	15	4	28
Zak IRVIN (Sr.)	0	1	6	3	10
Duncan ROBINSON (Sr.)	2	RS	1	0	3
Muhammad-Ali ABDUR-RAHKMAN (Jr.)	-	0	1	0	1

10+ ASSIST

	'13-14	'14-15	'15-16	'16-17	Career
Derrick WALTON JR. (Sr.)	0	0	2	0	2

3+ STEAL

	'13-14	'14-15	'15-16	'16-17	Career
Derrick WALTON JR. (Sr.)	1	3	8	1	13
Duncan ROBINSON (Sr.)	4	RS	0	0	4
Muhammad-Ali ABDUR-RAHKMAN (Jr.)	-	1	2	1	4
Zak IRVIN (Sr.)	0	2	0	0	2
Moritz WAGNER (So.)	-	-	0	1	1

3+ BLOCK

	'13-14	'14-15	'15-16	'16-17	Career
Duncan ROBINSON (Sr.)	4	RS	0	0	4
Mark DONNAL (Sr.)	RS	0	2	0	2
Moritz WAGNER (Sr.)	-	-	1	0	1
D.J. WILSON (Jr.)	-	0	0	1	1

DOUBLE-DOUBLE

	'13-14	'14-15	'15-16	'16-17	Career
Duncan ROBINSON (Sr.)	5	RS	1	0	6
Derrick WALTON JR. (Sr.)	0	1	4^	0	5
Zak IRVIN (Sr.)	0	3	1	0	4
D.J. WILSON (Jr.)	-	0	0	2	2

^ includes a triple-double

TRIPLE-DOUBLE

	'13-14	'14-15	'15-16	'16-17	Career
Derrick WALTON JR. (Sr.)	0	0	1	0	1

The Last Time ...

IN THE RANKING (Listed AP/ESPN-USA Today Coaches Poll)

Michigan was ranked	Nov. 21, 2016, Associated Press (t-25th) ESPN/USA Today Coaches Poll (xxx)
Michigan defeated a ranked opponent	March 11, 2016, 10/10 Indiana: U-M won 72-69 at Bankers Life Fieldhouse in Indianapolis, Ind.
Michigan lost to a ranked opponent	March 12, 2016, 13/13 Purdue: U-M lost 76-59 at Bankers Life Fieldhouse in Indianapolis, Ind.
Michigan defeated a ranked opponent at home	Feb. 13, 2016, #18/16 Purdue, U-M won 61-56 at Crisler Center in Ann Arbor, Mich.
Michigan defeated a ranked opponent on the road	March 11, 2016, 10/10 Indiana: U-M won 72-69 at Bankers Life Fieldhouse in Indianapolis, Ind.
Michigan defeated a top 10 ranked opponent at home	Jan. 12, 2016, #3/3 Maryland, U-M won 70-67 at Crisler Center in Ann Arbor, Mich.
Michigan defeated a top 10 ranked opponent on the road	March 11, 2016, 10/10 Indiana: U-M won 72-69 at Bankers Life Fieldhouse in Indianapolis, Ind.
Michigan was ranked No. 1	Jan. 28, 2013, Michigan 1st in AP poll, 2nd in ESPN/USA Today Coaches Poll
Michigan faced the No. 1 ranked team	Dec. 14, 2013, #1/1 Arizona: U-M lost 72-70 at Crisler Center in Ann Arbor, Mich.
Michigan defeated the No. 1 ranked team	Dec. 14, 1997, #1/1 Duke: U-M won 81-73 at Crisler Center in Ann Arbor, Mich.

OVERTIME / THE LAST SECOND

Michigan won an overtime game	March 10, 2016, vs. Northwestern: Michigan won 72-70 (OT) at Bankers Life Fieldhouse
Michigan lost an overtime game	March 3, 2015, at Northwestern: Michigan lost 82-78 (2OT) at Welsh-Ryan Arena
Michigan won on a buzzer beater	March 11, 2016, 10/10 Indiana: U-M won 72-69 at Bankers Life Fieldhouse: Kameron Chatman, three-pointer with 0.2 second left
Opponent won on a buzzer beater	Nov. 24, 2013, vs. Charlotte: Terrence Williams tip-in rebound off a miss with 0.4 seconds

DOUBLE-FIGURE SCORING

Michigan had one in double figures	Feb. 13, 2016, Purdue: Zak Irvin (22)
Michigan had two in double figures	Nov. 23, 2016, at South Carolina: Derrick Walton Jr. (15) and Mark Donnal (10)
Michigan had three in double figures	Dec. 6, 2016, Texas: Moe Wagner (15), D.J. Wilson (13), Duncan Robinson (12)
Michigan had four in double figures	Dec. 3, 2016, Kennesaw State: M. Wagner (20), Z. Irvin (19), D.J. Wilson (15), D. Walton Jr. (4)
Michigan had five in double figures	Nov. 17, 2016, vs. Marquette: Z. Irvin (16), M. Donnal (15), M.A. Abdur-Rahkman (15), D. Robinson (10), D.J. Wilson (10)
Michigan had six in double figures	Dec. 12, 2015, Delaware State: C. LeVert (15), Z. Irvin (12), M.A. Abdur-Rahkman (11), D. Robinson (11), R. Doyle (10), K. Chatman (10)
Michigan had all five starters in double figures	Feb. 21, 2016, at Maryland: M. Donnal (25), M.A. Abdur-Rahkman (16), D. Walton Jr. (14), Z. Irvin (11), D. Robinson (10)
Michigan had two players with 20-plus points	March 3, 2015, at Northwestern: Zak Irvin (28), Aubrey Dawkins (21)
Michigan had three players with 20-plus points	Nov. 15, 2014, Hillsdale College: Derrick Walton Jr. (22), Zak Irvin (21), Caris LeVert (20)
Michigan had two players with 30-plus points	March 12, 1994, at Northwestern: Jalen Rose (33) and Juwan Howard (32)

INDIVIDUAL SCORING

U-M player had 20 or more points	Dec. 3, 2016, Kennesaw State	Moritz Wagner (20)
U-M player had 30 or more points	March 7, 2015, Rutgers	Aubrey Dawkins (31)
U-M player had 40 or more points	Jan. 9, 1988, Minnesota	Glen Rice (40)
Opponent player had 20 or more points	Dec. 3, 2016, Kennesaw State	Kendrick Ray (24)
Opponent player had 30 or more points	March 6, 2013, at Purdue	Terone Johnson (32)
Opponent player had 40 or more points	Dec. 30, 1993, Arizona	Khalid Reeves (40)

INDIVIDUAL REBOUNDING

U-M player had 10 or more rebounds	Dec. 3, 2016, Kennesaw State	D.J. Wilson (11)
U-M player had 15 or more rebounds	Nov. 12, 2013, S.C. State	Jon Horford (15)
U-M player had 20 or more rebounds	Dec. 22, 2008, Florida Gulf Coast	DeShawn Sims (20)
Opponent player had 10 or more rebounds	Nov. 23, 2016, at South Carolina	Sindarius Thornwell (10)

INDIVIDUAL ASSISTS

U-M player had five-plus assists	Dec. 6, 2016, Texas	Zak Irvin (5)
U-M player had 10-plus assists	March 11, 2016, vs. Indiana	Derrick Walton Jr. (12)

INDIVIDUAL BLOCKS

U-M player had five-plus blocks	Nov. 13, 2016, IUPUI	D.J. Wilson (5)
U-M player had 10-plus blocks	Dec. 7, 1985, Florida Southern	Roy Tarpley (10)

INDIVIDUAL STEALS

U-M player had five-plus steals	March 18, 2016, vs. Notre Dame	Derrick Walton Jr. (6)
U-M player had 10-plus steals	has yet to happen	

DOUBLE-DOUBLE

U-M player had a double-double (point-rebound)	Dec. 3, 2016, Kennesaw State	D.J. Wilson (15 points, 11 rebounds)
U-M player had a double-double (point-assist)	Dec. 30, 2015, at Illinois	Caris LeVert (22 points, 10 assists)
U-M player had a double-double (point-block)	Dec. 7, 1985, Florida Southern	Roy Tarpley (19 points, 10 blocks)
Michigan had two players with a double-double	Jan. 6, 2013, Iowa	Glenn Robinson III (20 points, 10 rebounds)
		Trey Burke (19 points, 12 assists)

TRIPLE-DOUBLE

U-M player had a triple-double (point-rebound-assist)	Dec. 19, 2015, Youngstown State	Derrick Walton Jr. (10P, 11R, 13A)
	Dec. 15, 2015, Northern Kentucky	Caris LeVert (13P, 10R, 10A)
	Jan. 30, 2011, Iowa	Darius Morris (12P, 10R, 11A)
	Nov. 14, 2009, Northern Michigan	Manny Harris (18P, 13R, 10A)
	March 14, 1987 vs. North Carolina (NCAA)	Gary Grant (24P, 10R, 10A)

The Last Time ...

SCORING

Michigan scored 100 or more points	Dec. 19, 2015, Youngstown State	Michigan (105) - U-M won 105-46
Michigan scored 90 or more points	Dec. 23, 2015, Bryant	Michigan (96) - U-M won 96-60
Michigan scored 80 or more points	Dec. 3, 2016, Kennesaw State	Michigan (82) - U-M won 82-55
Michigan scored fewer than 50 points	Nov. 23, 2016, at South Carolina	Michigan (46) - U-M lost 61-46
Opponent scored 100 or more points	Dec. 8, 2001, Duke	Duke (104) - Duke won 104-83
Opponent scored 90 or more points	Dec. 8, 2007, at Duke	Duke (95) - Duke won 95-67
Opponent scored fewer than 50 points	Nov. 26, 2016, Mount St. Mary's	Mount St. Mary's (47) - U-M won 67-47
Opponent scored fewer than 40 points	Dec. 12, 2015, Delaware State	Delaware State (33) - U-M won 80-33

REBOUNDING

Michigan had more than 50 rebounds	Nov. 25, 2008, Norfolk State	Michigan (53)
Michigan had more than 40 rebounds	Nov. 13, 2016, IUPUI	Michigan (40)
Michigan had fewer than 25 rebounds	Nov. 18, 2016, vs. SMU	Michigan (24)
Opponent had more than 50 rebounds	March 10, 2013, Indiana	Indiana (53)
Opponent had fewer than 25 rebounds	Dec. 3, 2016, Kennesaw State	Kennesaw State (19)

ASSISTS

Michigan had more than 20 assists	Feb. 21, 2016, at Maryland	Michigan (22)
Michigan had more than 15 assists	Dec. 3, 2016, Kennesaw State	Michigan (15)
Michigan had fewer than 10 assists	Nov. 23, 2016, at South Carolina	Michigan (2)

BLOCKS

Michigan had more than 10 blocks	Feb. 24, 2007, at Minnesota	Michigan (10)
Michigan had more than five blocks	Nov. 17, 2016, vs. Marquette	Michigan (5)
Michigan had fewer than five blocks	Dec. 6, 2016, Texas	Michigan (3)
Michigan did not record a block	Nov. 23, 2016, at South Carolina	Michigan (0)

STEALS

Michigan had more than 10 steals	March 18, 2016, vs. Notre Dame	Michigan (10)
Michigan had more than five steals	Dec. 6, 2016, Texas	Michigan (8)
Michigan had fewer than five steals	Dec. 3, 2016, Kennesaw State	Michigan (4)
Michigan did not record a steal	Feb. 16, 2014, Wisconsin	Michigan (0)

FIELD GOALS

Michigan had more than 40 field goals made	Dec. 19, 2015, Youngstown State	Michigan (40)
Michigan had more than 30 field goals made	Dec. 3, 2016, Kennesaw State	Michigan (30)
Michigan had fewer than 20 field goals made	Nov. 23, 2016, at South Carolina	Michigan (10)
Michigan had more than 70 field goal attempts	March 29, 2013, vs. Kansas	Michigan (71)
Michigan had more than 60 field goal attempts	March 18, 2016, vs. Notre Dame	Michigan (63)
Michigan had fewer than 40 field goal attempts	Feb. 6, 2010, Wisconsin	Michigan (39)
Michigan shot over 60 percent from the field	Dec. 19, 2015, Youngstown State	Michigan 61.2 percent (40-for-65)
Michigan shot over 50 percent from the field	Dec. 3, 2016, Kennesaw State	Michigan 56.6 percent (30-for-53)
Michigan shot less than 30 percent from the field	Nov. 23, 2016, at South Carolina	Michigan 19.2 percent (10-for-52)

3-POINT FIELD GOALS

Michigan had more than 15 three-point field goals	Dec. 23, 2015, Bryant	Michigan (17) <i>** U-M program record</i>
Michigan had more than 10 three-point field goals	Nov. 30, 2016, Virginia Tech	Michigan (10)
Michigan had fewer than five three-point field goals	Nov. 23, 2016, at South Carolina	Michigan (2)
Michigan did not make three-point field goal	March 3, 2013, Michigan State	Michigan (0)
Michigan had more than 30 three-point field goal attempts	March 5, 2016, Iowa	Michigan (34)
Michigan had more than 20 three-point field goal attempts	Dec. 3, 2016, Kennesaw State	Michigan (20)
Michigan had fewer than 10 three-point field goals attempts	Dec. 15, 2007, Central Michigan	Michigan (8)
Michigan shot over 50 percent on three-pointers	Feb. 10, 2016, at Minnesota	Michigan 56.0 percent (14-for-25)
Michigan shot over 40 percent on three-pointers	Dec. 3, 2016, Kennesaw State	Michigan 45.0 percent (9-for-20)
Michigan shot less than 25 percent on three-pointers	Nov. 23, 2016, at South Carolina	Michigan 7.7 percent (2-for-26)

FREE THROWS MADE


Michigan had more than 30 free throws made	Feb. 14, 2001 vs. Iowa	Michigan (34)
Michigan had more than 20 free throws made	Nov. 23, 2016, at South Carolina	Michigan (24)
Michigan had fewer than 10 free throws made	Dec. 6, 2016, Texas	Michigan (7)
Michigan had more than 30 free throw attempts	Nov. 23, 2016, at South Carolina	Michigan (32)
Michigan had more than 20 free throw attempts	Nov. 17, 2016, vs. Marquette	Michigan (20)
Michigan had fewer than 10 free throw attempts	Nov. 30, 2016, Virginia Tech	Michigan (7)
Michigan had fewer than five free throw attempts	March 18, 2016, vs. Notre Dame	Michigan (5)
Michigan shot 100 percent on free throws	March 12, 2015, vs. Illinois (BTT)	Michigan 1.000 percent (8-for-8)
Michigan shot over 90 percent on free throws	Jan. 24, 2015, Wisconsin	Michigan 91.7 percent (11-for-12)
Michigan shot less than 50 percent on free throws	Dec. 12, 2015, Delaware State	Michigan 50.0 percent (5-for-10)

FOULS

Michigan had more than 20 fouls	Nov. 30, 2016, Virginia Tech	Michigan (21)
Michigan had more than 15 fouls	Nov. 23, 2016, at South Carolina	Michigan (17)
Michigan had fewer than 10 fouls	Dec. 6, 2016, Texas	Michigan (9)
Michigan had fewer than five fouls	Dec. 11, 2012, Binghamton	Michigan (4)

TURNOVERS

Michigan had more than 20 turnovers	Jan. 28, 2009, at Ohio State	Michigan (21)
Michigan had more than 10 turnovers	Dec. 6, 2016, Texas	Michigan (12)
Michigan had fewer than 10 turnovers	Dec. 3, 2016, Kennesaw State	Michigan (7)
Michigan had fewer than five turnovers	Nov. 18, 2016, vs. SMU	Michigan (4)



Technical Fouls: Howard (D. Collins)
Foul Out: U-M - None; Howard - M. Obindu (2nd, :49)
Officials: Terry Wymer, Jim Schipper, Matt Morales
Attendance: 10,094

Score by Half

Michigan.....	34-42	76
Howard.....	25-33	58

2016-17 Box Scores



In his first career start, D.J. Wilson netted his first career double-double with 10 points, 12 rebounds in U-M's semifinal win over Marquette at MSG in NYC.



Knocking down seven three-pointers, Derrick Walton Jr. scored a game-high 23 points as U-M cruised to the 76-54 win over SMU in the 2K Classic Championship.



In a tough shooting night for U-M, Derrick Walton Jr. led the Wolverines with 15 points as the Maize & Blue dropped its first game at South Carolina, 61-46.

GAME 3 | 2K CLASSIC
MICHIGAN: 79
vs. Marquette: 61
November 17, 2016
New York, N.Y. • MSG
TV: ESPN2



#	U-M	FG	3FG	FT	O-D	TOT	F	TP	A	TO	B	S	MIN
05	D.J. Wilson, f	3-7	1-4	3-3	2-10	12	3	10	2	2	0	0	34
10	D. Walton Jr., f	0-4	0-2	0-0	0-3	3	2	0	4	1	0	0	22
12	Abdur-Rahkman, g	4-8	0-4	7-7	0-4	4	1	15	0	4	0	2	33
13	M. Wagner, g	4-7	1-3	0-2	0-1	1	2	9	2	1	1	0	17
21	Z. Irvin, g	5-9	3-4	3-4	0-7	7	0	16	5	4	0	0	35
00	B. Hibbitts	0-0	0-0	0-0	0-0	0	0	0	0	0	0	0	1
03	X. Simpson	0-1	0-0	0-0	0-0	0	2	0	2	2	1	0	18
14	F. Wright-Jones	0-0	0-0	0-0	0-0	0	0	0	0	1	0	0	1
15	J. Teske	0-0	0-0	0-0	0-0	0	1	0	0	0	0	0	2
20	S. Loneragan	0-1	0-0	0-0	1-1	2	1	0	0	0	0	0	2
22	D. Robinson	3-5	3-4	1-2	0-1	1	3	10	0	1	0	0	7
23	I. Watson	2-3	0-1	0-0	0-0	0	0	4	0	0	0	0	7
34	M. Donnal	6-8	1-1	2-2	2-1	3	2	15	0	1	1	1	21
TEAM					1-1	2							
TOTALS		27-53	9-23	16-20	6-29	35	17	19	15	17	5	3	200
TOTAL FG%:		1st: 16-27 .593	2nd: 11-26 .423	Game: 27-53 .509									
3-PT FG%:		1st: 6-11 .545	2nd: 3-12 .250	Game: 9-23 .391									
FT%:		1st: 12-15 .800	2nd: 4-5 .800	Game: 16-20 .800									
													Deadball: 3

#	Marquette	FG	3FG	FT	O-D	TOT	F	TP	A	TO	B	S	MIN
40	L. Fischer, c	8-13	0-0	3-5	3-2	5	1	19	1	1	0	1	30
21	T. Carter, g	0-1	0-0	0-0	0-2	2	1	0	1	3	0	0	19
22	K. Reinhardt, g	1-8	1-6	0-0	0-0	0	3	3	0	4	0	1	19
23	J. Johnson, g	5-10	1-1	0-0	0-5	5	3	11	2	2	1	2	28
25	H. Cheatham, g	3-9	0-1	6-7	0-6	6	2	12	4	3	1	3	37
00	M. Howard	2-5	2-4	2-2	0-4	4	4	8	2	1	0	0	21
01	D. Wilson	2-3	0-0	2-4	0-0	0	1	6	1	0	0	1	15
05	S. Cohen III	0-1	0-0	0-0	0-0	0	0	0	1	0	0	3	
10	S. Hauser	0-3	0-2	0-0	0-1	1	2	0	1	0	1	1	18
12	M. Heldt	1-1	0-0	0-0	0-0	0	2	2	0	0	1	0	9
30	A. Rowsey	0-0	0-0	0-0	0-0	0	0	0	0	0	0	0	1
TEAM						3-1	4						
TOTALS		22-54	4-15	13-18	6-21	27	19	61	12	15	4	9	200
TOTAL FG%:		1st: 11-26	.423	2nd: 11-28	.393	Game: 22-54		.407					
3-PT FG%:		1st: 1-3	.333	2nd: 3-12	.250	Game: 4-15		.267					
FT%:		1st: 3-5	.600	2nd: 10-13	.769	Game: 13-18		.722					
													Deadball: 2

Technical Fouls: none

Foul Out: U-M - None; Marquette - None

Officials: Terry Oglesby, Donnie Epley, Rob Riley
Attendance: 8,126

Score by Half

Michigan..... 50-29 79
vs. Marquette..... 26-35 61

GAME 4 | 2K CLASSIC
MICHIGAN: 76
vs. SMU: 54
November 18, 2016
New York, N.Y. • MSG
TV: ESPN2



#	U-M	FG	3FG	FT	O-D	TOT	F	TP	A	TO	B	S	MIN
5	D.J. Wilson, f	3-5	0-1	0-1	0-4	4	1	6	1	0	2	1	36
13	M. Wagner, f	1-2	1-2	0-0	0-1	1	3	3	0	0	0	0	11
21	Z. Irvin, f	6-13	2-7	2-2	0-6	6	1	16	5	1	0	1	32
10	D. Walton Jr., g	7-13	7-12	2-2	0-3	3	0	23	6	0	0	1	34
12	Abdur-Rahkman, g	5-8	2-5	0-0	0-4	4	2	12	2	2	0	0	31
0	B. Hibbitts	0-0	0-0	0-0	0-0	0	0	0	0	0	0	0	1
3	X. Simpson	0-1	0-0	1-2	0-0	0	1	1	0	0	0	1	6
14	F. Wright-Jones	0-0	0-0	0-0	0-0	0	0	0	0	0	0	0	1
15	J. Teske	0-1	0-1	2-2	0-0	0	1	2	0	0	1	1	3
20	S. Loneragan	0-0	0-0	0-0	0-0	0	0	0	0	0	0	0	1
22	D. Robinson	0-2	0-2	2-2	0-1	1	2	2	1	1	0	1	16
23	I. Watson	1-1	0-0	0-0	0-0	0	0	2	0	0	0	0	3
34	M. Donnal	4-5	1-1	0-0	2-3	5	1	9	1	0	1	0	25
TEAM						0-0							
TOTALS		27-51	13-31	9-11	2-22	24	12	76	16	4	4	6	200
TOTAL FG%:		1st: 16-28 .571	2nd: 11-23 .478	Game: 27-51 .529									
3-PT FG%:		1st: 8-17 .471	2nd: 5-14 .357	Game: 13-31 .419									
FT%:		1st: 4-5 .800	2nd: 5-6 .833	Game: 9-11 .818									
Deadball: 1													

#	SMU	FG	3FG	FT	O-D	TOT	F	TP	A	TO	B	S	MIN
0	B. Moore, f	4-11	0-0	2-3	3-4	7	1	10	1	3	0	1	34
33	S. Ojeleye, f	5-16	2-5	1-2	3-6	9	2	13	1	1	0	0	32
1	S. Milton, g	4-11	1-4	0-0	0-5	5	1	9	5	2	0	1	36
10	J. Foster, g	4-8	2-2	0-2	4-0	4	2	10	1	1	0	0	24
21	B. Emelogu, g	0-1	0-0	0-0	0-0	0	4	0	0	1	0	0	17
2	T. Wilson	0-0	0-0	0-0	0-1	1	0	0	0	0	0	0	1
3	S. Brown	4-6	1-2	1-1	0-5	5	1	10	0	2	0	1	32
5	D. McDowell	0-2	0-0	0-2	2-1	3	1	0	1	0	0	0	14
13	H. Froling	1-3	0-2	0-0	0-0	0	1	2	0	2	0	0	8
15	L. Kontopoulos	0-0	0-0	0-0	0-0	0	0	0	0	0	0	0	1
22	J. Wilfong	0-1	0-1	0-0	0-0	0	0	0	0	0	0	0	1
TEAM													
TOTALS		22-59	6-16	4-10	18-23	41	13	54	9	12	0	3	200
TOTAL FG%:		1st: 10-25	.400	2nd: 12-34	.353	Game: 22-59		.373					
3-PT FG%:		1st: 1-6	.167	2nd: 5-10	.500	Game: 6-16		.375					
FT%:		1st: 4-6	.667	2nd: 0-4	.000	Game: 4-10		.400					
Deadball: 3													

Technical Fouls: SMU, Emelogu (intentional foul)

Foul Out: U-M - None; SMU - None

Officials: Mike Roberts, Glenn Mayborg, DJ Carstensen
Attendance: 8,088

Score by Half

Michigan..... 44-32 76
vs. SMU..... 25-29 54

GAME 5
MICHIGAN: 46
at South Carolina: 61
November 23, 2016
Columbia, S.C. • Colonial Life Arena
TV: ESPN2



#	U-M	FG	3FG	FT	O-D	TOT	F	TP	A	TO	B	S	MIN
05	D.J. Wilson, f	1-5	0-2	0-0	2-2	4	2	2	0	0	0	0	29
13	M. Wagner, f	0-2	0-0	2-4	2-1	3	1	2	0	1	0	0	16
21	Z. Irvin, f	2-13	0-4	1-2	2-2	4	5	5	1	8	0	1	30
10	D. Walton Jr., g	3-14	2-9	7-8	0-4	4	1	15	0	0	0	0	34
12	Abdur-Rahkman, g	2-8	0-4	3-5	3-1	4	2	7	0	2	0	3	34
03	X. Simpson	0-1	0-1	2-2	0-1	1	2	2	1	1	0	0	8
15	J. Teske	0-0	0-0	0-0	1-2	3	0	0	0	0	0	1	4
20	S. Loneragan	0-0	0-0	0-0	0-0	0	0	0	0	0	0	0	2
22	D. Robinson	1-5	0-4	0-0	1-2	3	1	2	0	2	0	0	16
23	I. Watson	0-1	0-1	1-2	0-0	0	0	1	0	0	0	1	7
34	M. Donnal	1-3	0-1	8-9	4-0	4	3	10	0	1	0	1	20
TEAM						3-3	6						
TOTALS		10-52	2-26	24-32	18-18	36	17	46	2	16	0	7	200
TOTAL FG%:		1st: 6-24	.250	2nd: 4-28	.143	Game: 10-52		.192					
3-PT FG%:		1st: 1-12	.083	2nd: 1-14	.071	Game: 2-26		.077					
FT%:		1st: 14-18	.778	2nd: 10-14	.714	Game: 24-32		.750					
Deadball: 6													

2016-17 Box Scores



Zak Irvin made six baskets, including two long range buckets, to post a team-best 14 points leading U-M to the 64-47 win over Mount St. Mary's.



Zak Irvin led U-M with 23 points going 10-for-20 from the field, but U-M was unable to hold onto its lead falling late to Virginia Tech 73-70 in the ACC/Big Ten Challenge.



Moe Wagner went 7-for-8 from the field, including 3-for-4 from long range, leading to 20 points as U-M cruised to an 82-55 win over Kennesaw State.

GAME 6
MICHIGAN: 64
Mount St. Mary's: 47
November 26, 2016
Ann Arbor, Mich. • Crisler Center
TV: ESPN3



#	U-M	FG	3FG	FT	O-D	TOT	F	TP	A	TO	B	S	MIN	
5	D.J. Wilson, f	2-4	1-1	0-0	2-5	7	2	5	0	1	0	0	17	
13	M. Wagner, f	5-8	3-5	0-0	2-4	6	1	13	0	4	2	1	22	
21	Z. Irvin, f	6-13	2-5	0-0	0-3	3	0	14	4	0	0	1	40	
10	D. Walton Jr., g	3-8	2-5	4-4	0-6	6	2	12	5	3	0	1	36	
12	Abdur-Rahkman, g	2-7	1-5	0-0	0-2	2	2	5	3	1	0	0	34	
3	X. Simpson	0-1	0-1	1-2	0-0	0	1	1	1	1	0	0	8	
22	D. Robinson	3-9	2-5	0-0	2-3	5	0	8	1	1	0	1	23	
23	I. Watson	0-0	0-0	0-0	0-0	0	0	0	0	0	0	0	2	
34	M. Donnal	3-5	0-0	0-0	2-2	4	0	6	0	1	0	0	18	
TEAM					3-0									
TOTALS		24-55		11-27	5-6	11-25	36	8	64	14	12	2	4	200
TOTAL FG%:		1st:	13-30	.433	2nd:	11-25	.440	Game:	24-55		.436			
3-PT FG%:		1st:	7-15	.467	2nd:	4-12	.333	Game:	11-27		.407			
FT%:		1st:	0-0	.000	2nd:	5-6	.833	Game:	5-6		.833			
											Deadball: 0.2			

#	Mt. St. Mary's	FG	3FG	FT	O-D	TOT	F	TP	A	TO	B	S	MIN
1	M. Sallah, f	1-4	0-0	0-0	2-5	7	4	2	0	0	1	1	25
5	C. Wray, f	2-4	0-0	1-1	0-2	2	2	5	4	1	1	1	32
0	J. Robinson, g	8-14	5-6	0-0	0-1	1	2	21	0	1	1	0	30
23	G. Alexander, g	1-4	0-2	2-2	0-2	2	0	4	0	1	0	1	28
55	E. Long, g	5-14	1-3	2-2	1-6	7	2	13	3	5	1	0	38
10	M. Wilson	1-5	0-0	0-0	0-1	1	0	2	1	2	0	1	22
11	W. Miller	0-3	0-3	0-0	0-3	3	1	0	0	0	0	0	17
21	R. Miller	0-0	0-0	0-0	0-0	0	0	0	0	0	0	0	3
54	R. Gomes	0-0	0-0	0-0	0-0	0	1	0	0	1	0	0	5
TEAM					0-1	1							
TOTALS		18-48	6-14	5-5	3-21	24	12	47	8	11	4	4	200
TOTAL FG%:		1st: 7-23	.304	2nd: 11-25	.440	Game: 18-48	.375						
3-PT FG%:		1st: 1-4	.250	2nd: 5-10	.500	Game: 6-14	.429						
FT%:		1st: 1-1	1.000	2nd: 4-4	1.000	Game: 5-5	1.000						
													Deadball: 0

Technical Fouls: Mount St. Mary's E. Long
Foul Out: U-M - None; Mount St. Mary's - None
Officials: Lamont Simpson, Ray Perone, Bill Ek
Attendance: 9,410
Score by Half
Michigan..... 33-31 64
Mount St. Mary's..... 16-31 47

GAME 7 | ACC/BIG TEN CHALLENGE
MICHIGAN: 70
Virginia Tech: 73
November 30, 2016
Ann Arbor, Mich. • Crisler Center
TV: ESPN2



#	U-M	FG	3FG	FT	O-D	TOT	F	TP	A	TO	B	S	MIN
5	D.J. Wilson, f	1-4	0-0	0-0	2-1	3	5	2	0	1	1	0	11
13	M. Wagner, f	5-6	0-0	1-2	1-1	2	2	11	1	1	0	1	18
21	Z. Irvin, f	10-20	3-8	0-0	1-4	5	2	23	0	3	0	0	37
10	D. Walton Jr., g	2-6	2-5	0-1	1-4	5	1	6	5	1	0	0	39
12	Abdur-Rahkman, g	4-10	2-4	3-4	1-5	6	2	13	2	1	0	2	36
3	X. Simpson	0-0	0-0	0-0	0-0	0	2	0	2	0	0	0	5
15	J. Teske	0-0	0-0	0-0	1-1	2	1	0	0	0	0	0	4
22	D. Robinson	6-11	3-8	0-0	0-0	0	3	15	1	0	0	0	30
23	I. Watson	0-1	0-1	0-0	0-0	0	0	0	0	0	0	0	3
34	M. Donnal	0-1	0-1	0-0	0-2	2	3	0	0	2	0	0	17
TEAM						1-0	1						
TOTALS		28-59	10-27	4-7	8-18	26	21	70	11	9	1	3	200
TOTAL FG%:		1st:	16-29	.552	2nd:	12-30	.400	Game:		28-59	.475		
3-PT FG%:		1st:	7-14	.500	2nd:	3-13	.231	Game:		10-27	.370		
FT%:		1st:	0-0	.000	2nd:	4-7	.571	Game:		4-7	.571		
Deadball: 4													

#	Virginia Tech	FG	3FG	FT	O-D	TOT	F	TP	A	TO	B	S	MIN
2	K. Sy, f	4-5	0-0	0-1	2-2	4	1	8	0	2	0	1	13
13	A. Hill, f	3-8	1-3	0-0	2-2	4	5	7	0	3	0	0	21
15	C. Clarke, f	3-5	0-0	3-3	0-6	6	2	9	3	1	0	0	30
5	J. Robinson, g	3-8	1-3	4-4	0-0	0	2	11	4	1	0	1	38
10	J. Bibbs, g	2-6	2-5	4-4	0-3	3	1	10	0	2	0	0	36
4	S. Allen	4-6	2-3	0-0	0-2	2	2	10	1	3	0	1	29
32	Z. LeDay	5-8	0-0	8-9	2-4	6	4	18	0	2	1	1	25
42	T. Outlaw	0-0	0-0	0-0	0-2	2	0	0	0	0	0	0	8
TEAM													
TOTALS		24-46	6-14	19-21	6-22	28	17	73	8	14	1	4	200
TOTAL FG%:		1st: 10-19	.526	2nd: 14-27	.519	Game: 24-46	.522						
3-PT FG%:		1st: 3-6	.500	2nd: 3-8	.375	Game: 6-14	.429						
FT%:		1st: 7-9	.778	2nd: 12-12	1.000	Game: 19-21	.905						
													Deadball: 0

Technical Fouls: None
Foul Out: U-M - D.J. Wilson (3:03); Virginia Tech - A. Hill (4:24)
Officials: Terry Oglesby, Kelly Pfeifer, Paul Szelc
Attendance: 9,981
Score by Half
Michigan..... 39-31 70
Virginia Tech..... 30-43 73

GAME 8
MICHIGAN: 82
Kennesaw State: 55
December 3, 2016
Ann Arbor, Mich. • Crisler Center
TV: BTN-Plus (Student U)



#	U-M	FG	3FG	FT	O-D	TOT	F	TP	A	TO	B	S	MIN	
5	D.J. Wilson, f	7-11	1-3	0-0	1-10	11	0	15	2	1	1	2	28	
13	M. Wagner, f	7-8	3-4	3-5	2-1	3	1	20	0	0	0	0	25	
21	Z. Irvin, f	8-11	1-2	2-2	0-4	4	2	19	1	1	0	0	32	
10	D. Walton Jr., g	4-8	2-5	3-4	1-2	3	2	13	8	2	0	1	31	
12	Abdur-Rahkman, g	0-5	0-1	0-0	1-1	2	1	0	3	0	0	0	22	
0	B Hibbitts	0-0	0-0	0-0	0-0	0	0	0	0	1	0	0	3	
3	X. Simpson	0-1	0-0	2-2	1-1	2	2	2	1	1	0	1	13	
14	F. Wright-Jones	0-0	0-0	0-0	0-0	0	0	0	0	0	0	0	1	
15	J. Teske	0-1	0-0	1-2	0-0	0	0	1	0	0	1	0	5	
20	S. Lonergan	1-1	0-0	2-2	0-1	1	0	4	0	0	0	0	4	
22	D. Robinson	2-4	2-4	0-0	0-0	0	2	6	0	1	0	0	19	
23	I. Watson	0-1	0-0	0-0	0-2	2	0	0	0	0	0	0	7	
34	M. Donnal	1-2	0-1	0-0	1-1	2	2	2	0	0	0	0	10	
TEAM						1-1	2							
TOTALS		30-53	9-20	13-17	8-24	32	12	82	15	7	2	4	200	
TOTAL FG%:		1st: 16-28	.571	2nd: 14-25	.560	Game: 30-53		.566						
3-PT FG%:		1st: 6-13	.462	2nd: 3-7	.429	Game: 9-20		.450						
FT%:		1st: 9-11	.818	2nd: 4-6	.667	Game: 13-17		.765						
													Deadball: 3	

#	Kennesaw State	FG	3FG	FT	O-D	TOT	F	TP	A	TO	B	S	MIN
2	J. Jones, f	0-2	0-0	0-0	1-4	5	1	0	0	1	0	0	22
14	A. Williams, f	6-10	0-0	0-0	0-4	4	3	12	1	1	2	30	
0	K. Ray, g	10-19	4-7	0-0	0-2	2	3	24	1	7	0	1	40
11	K. Clarke, g	3-5	0-0	0-1	0-3	3	1	6	0	2	0	0	28
21	N. Masterson, g	2-9	1-5	4-4	2-0	2	3	9	8	1	0	0	33
10	J. Nielsen	1-1	0-0	0-0	0-0	0	2	2	0	0	0	0	18
13	A. Wilson	1-2	0-0	0-0	0-1	1	3	2	1	1	1	0	18
24	J. Burnett	0-0	0-0	0-0	0-0	0	0	0	0	0	0	0	1
35	Z. Cameron	0-0	0-0	0-1	0-1	1	1	0	0	0	0	0	10
TEAM					0-1	1							
TOTALS		23-48	5-12	4-6	3-16	19	17	55	11	13	2	3	200
TOTAL FG%:		1st: 12-22	.545	2nd: 11-26	.423	Game: 23-48							.479
3-PT FG%:		1st: 3-5	.600	2nd: 2-7	.286	Game: 5-12							.417
FT%:		1st: 2-4	.500	2nd: 2-2	1.000	Game: 4-6							.667
Deadball: 0													

2016-17 Box Scores



After his rebound and putback gave U-M the go-ahead lead, Moe Wagner blocked Eric Davis's late attempt to secure U-M's 53-50 win over Texas at Crisler Center.

GAME 9
MICHIGAN: 53
Texas: 50
December 6, 2016
Ann Arbor, Mich. • Crisler Center
TV: ESPN2



#	U-M	FG	3FG	FT	O-D	TOT	F	TP	A	TO	B	S	MIN
5	D.J. Wilson, f	5-6	2-2	1-2	1-5	6	3	13	2	0	2	2	36
13	M. Wagner, f	7-13	0-3	1-3	2-3	5	3	15	2	2	1	2	26
21	Z. Irvin, f	1-8	1-2	0-0	0-4	4	1	3	5	3	0	1	36
10	D. Walton Jr., g	3-9	1-5	0-0	0-3	3	1	7	2	5	0	2	39
12	Abdur-Rahkman, g	0-2	0-1	3-4	0-1	1	0	3	1	1	0	1	25
3	X. Simpson	0-0	0-0	0-0	0-1	1	0	0	0	0	0	0	3
22	D. Robinson	4-10	2-6	2-2	0-4	4	0	12	0	1	0	0	21
34	M. Donnal	0-0	0-0	0-0	0-1	1	1	0	0	0	0	0	14
TEAM						2-1	3						
TOTALS		20-48	6-19	7-11	5-23	28	9	53	12	12	3	8	200
TOTAL FG%:		1st: 13-27	.481	2nd: 7-21	.333	Game: 20-48	.417						
3-PT FG%:		1st: 3-11	.273	2nd: 3-8	.375	Game: 6-19	.316						
FT%:		1st: 2-3	.667	2nd: 5-8	.625	Game: 7-11	.636						
Deadball: 4													

#	Texas	FG	3FG	FT	O-D	TOT	F	TP	A	TO	B	S	MIN
31	J. Allen, f	3-6	0-0	0-0	2-2	4	5	6	2	4	1	1	23
32	S. Cleare, f	3-5	0-0	0-0	0-4	4	3	6	0	0	0	0	24
0	T. Mack, g	5-11	3-6	5-6	0-5	5	2	18	1	2	0	1	37
1	A. Jones, g	3-7	1-1	0-0	0-0	0	2	7	1	1	1	0	16
12	K. Roach Jr., g	2-8	0-1	0-0	1-4	5	1	4	5	3	0	0	29
3	J. Young	1-4	1-4	0-0	1-0	1	1	3	0	1	0	0	21
4	J. Banks	0-0	0-0	0-0	0-3	3	0	0	1	1	2	2	11
5	K. Yancy	0-0	0-0	0-0	0-1	1	0	0	1	0	0	0	8
10	E. Davis Jr.	3-11	0-4	0-0	0-3	3	1	6	0	2	0	2	31
TEAM					3-2	5							
TOTALS		20-52	5-16	5-6	7-24	31	15	50	11	14	4	6	200
TOTAL FG%:		1st: 11-26	.423	2nd: 9-26	.346	Game: 20-52	.385						
3-PT FG%:		1st: 3-8	.375	2nd: 2-8	.250	Game: 5-16	.312						
FT%:		1st: 3-3	1.000	2nd: 2-3	.667	Game: 5-6	.833						
Deadball: 2													

Technical Fouls: None
Foul Out: U-M - None; Texas - None
Officials: Gene Sateratore, D.J. Carstensen, Tom Eades
Attendance: 10,613
Score by Half
Michigan..... 31-22 53
Texas 28-22 50

2016-17 Michigan Basketball
Michigan Combined Team Statistics (as of Dec 06, 2016)
All games

RECORD:	OVERALL	HOME	AWAY	NEUTRAL
ALL GAMES	7-2	5-1	0-1	2-0
CONFERENCE	0-0	0-0	0-0	0-0
NON-CONFERENCE	7-2	5-1	0-1	2-0

##	Player	gp-gs	min	avg	Total		3-Point		F-Throw		Rebounds				pf	dq	a	to	blk	stl	pts	avg
					fg-fga	fg%	3fg-fga	3fg%	ft-fa	ft%	off	def	tot	avg								
21	Irvin, Zak	9-9	303	33.7	48-111	.432	13-40	.325	13-16	.813	6	37	43	4.8	14	1	27	23	0	5	122	13.6
10	Walton Jr., Derrick	9-9	306	34.0	30-81	.370	23-57	.404	26-29	.897	3	31	34	3.8	11	0	36	18	0	8	109	12.1
13	Wagner, Moritz	9-9	169	18.8	35-56	.625	9-18	.500	15-25	.600	11	19	30	3.3	16	0	6	11	6	7	94	10.4
12	Abdur-Rahkman, M-A	9-9	269	29.9	23-65	.354	8-32	.250	19-24	.792	5	20	25	2.8	14	0	15	13	1	10	73	8.1
05	Wilson, DJ	9-7	241	26.8	28-54	.519	6-16	.375	7-9	.778	17	52	69	7.7	21	1	10	7	14	5	69	7.7
22	Robinson, Duncan	9-2	173	19.2	23-58	.397	14-38	.368	5-6	.833	5	14	19	2.1	16	0	5	7	1	3	65	7.2
34	Donnal, Mark	9-0	167	18.6	20-33	.606	2-5	.400	20-23	.870	16	14	30	3.3	17	0	1	5	3	3	62	6.9
23	Watson, Ibi	8-0	46	5.8	5-14	.357	0-8	.000	1-2	.500	0	2	2	0.3	1	0	1	1	0	1	11	1.4
03	Simpson, Xavier	9-0	78	8.7	2-7	.286	1-3	.333	6-8	.750	1	3	4	0.4	12	0	9	6	1	4	11	1.2
20	Lonergan, Sean	6-0	14	2.3	1-2	.500	0-0	.000	2-2	1.000	1	4	5	0.8	6	0	1	2	0	0	4	0.7
15	Teske, Jon	7-0	22	3.1	0-2	.000	0-1	.000	3-4	.750	2	3	5	0.7	4	0	0	0	2	2	3	0.4
14	Wright-Jones, Fred	5-0	5	1.0	0-0	.000	0-0	.000	0-0	.000	0	0	0	0.0	0	0	0	1	0	0	0	0.0
00	Hibblits, Brent	5-0	7	1.4	0-0	.000	0-0	.000	0-0	.000	0	0	0	0.0	0	0	0	1	0	0	0	0.0
Team											12	9	21					1				
Total.....		9	1800		215-483	.445	76-218	.349	117-148	.791	79	208	287	31.9	132	2	111	96	28	48	623	69.2
Opponents.....		9	1800		195-460	.424	45-128	.352	89-132	.674	73	197	270	30.0	160	3	86	117	24	38	524	58.2

TEAM STATISTICS	MICH	OPP
SCORING	623	524
Points per game	69.2	58.2
Scoring margin	+11.0	-
FIELD GOALS-ATT	215-483	195-460
Field goal pct	.445	.424
3 POINT FG-ATT	76-218	45-128
3-point FG pct	.349	.352
3-pt FG made per game	8.4	5.0
FREE THROWS-ATT	117-148	89-132
Free throw pct	.791	.674
F-Throws made per game	13.0	9.9
REBOUNDS	287	270
Rebounds per game	31.9	30.0
Rebounding margin	+1.9	-
ASSISTS	111	86
Assists per game	12.3	9.6
TURNOVERS	96	117
Turnovers per game	10.7	13.0
Turnover margin	+2.3	-
Assist/turnover ratio	1.2	0.7
STEALS	48	38
Steals per game	5.3	4.2
BLOCKS	28	24
Blocks per game	3.1	2.7
ATTENDANCE	61597	29265
Home games-Avg/Game	6-10266	1-13051
Neutral site-Avg/Game	-	2-8107

Date	Opponent		Score	Att.
1 11/11/16	HOWARD	w	76-58	10094
1 11/13/16	IUPUI	w	77-65	10812
2 11/17/16	vs MARQUETTE	w	79-61	8126
2 11/18/16	vs SMU	w	76-54	8088
	11/23/16	L	46-61	13051
	11/26/16	w	64-47	9410
3 11/30/16	MT. ST. MARYS	L	70-73	9981
	12/03/16	w	82-55	10687
	12/06/16	w	53-50	10613

* = Conference game

1 = 2K Classic Ann Arbor Regional, Ann Arbor, Mich. (Crisler Center)

2 = 2K Classic Championship Rounds, New York, N.Y. (MSG)

3 = ACC/Big Ten Challenge, Ann Arbor, Mich. (Crisler Center)

Score by Periods	1st	2nd	Totals
Michigan	348	275	623
Opponents	244	280	524

2016-17 Michigan Basketball
Michigan Combined Team Statistics (as of Dec 06, 2016)
Last Five

RECORD:	OVERALL	HOME	AWAY	NEUTRAL
ALL GAMES	3-2	3-1	0-1	0-0
CONFERENCE	0-0	0-0	0-0	0-0
NON-CONFERENCE	3-2	3-1	0-1	0-0

##	Player	gp-gs	min	avg	Total		3-Point		F-Throw		Rebounds				pf		a	to	blk	stl	pts	avg
					fg-fga	fg%	3fg-fga	3fg%	ft-fa	ft%	off	def	tot	avg	off	def						
21	Irvin, Zak	5-5	175	35.0	27-65	.415	7-21	.333	3-4	.750	3	17	20	4.0	10	1	11	15	0	3	64	12.8
13	Wagner, Moritz	5-5	107	21.4	24-37	.649	6-12	.500	7-14	.500	9	10	19	3.8	8	0	3	8	3	4	61	12.2
10	Walton Jr., Derrick	5-5	179	35.8	15-45	.333	9-29	.310	14-17	.824	2	19	21	4.2	7	0	20	11	0	4	53	10.6
22	Robinson, Duncan	5-0	109	21.8	16-39	.410	9-27	.333	2-2	1.000	3	9	12	2.4	6	0	2	5	0	1	43	8.6
05	Wilson, DJ	5-5	121	24.2	16-30	.533	4-8	.500	1-2	.500	8	23	31	6.2	12	1	4	3	4	4	37	7.4
12	Abdur-Rahkman, M-A	5-5	151	30.2	8-32	.250	3-15	.200	9-13	.692	5	10	15	3.0	7	0	9	5	0	6	28	5.6
34	Donnal, Mark	5-0	79	15.8	5-11	.455	0-3	.000	8-9	.889	7	6	13	2.6	9	0	0	4	0	1	18	3.6
20	Loneragan, Sean	2-0	6	3.0	1-1	1.000	0-0	.000	2-2	1.000	0	1	1	0.5	0	0	0	0	0	0	4	2.0
03	Simpson, Xavier	5-0	37	7.4	0-3	.000	0-2	.000	5-6	.833	1	3	4	0.8	7	0	5	3	0	1	5	1.0
15	Teske, Jon	3-0	13	4.3	0-1	.000	0-0	.000	1-2	.500	2	3	5	1.7	1	0	0	0	1	1	1	0.3
23	Watson, Ibi	4-0	19	4.8	0-3	.000	0-2	.000	1-2	.500	0	2	2	0.5	0	0	0	0	0	1	1	0.3
00	Hibbitts, Brent	1-0	3	3.0	0-0	.000	0-0	.000	0-0	.000	0	0	0	0.0	0	0	0	1	0	0	0	0.0
14	Wright-Jones, Fred	1-0	1	1.0	0-0	.000	0-0	.000	0-0	.000	0	0	0	0.0	0	0	0	0	0	0	0	0.0
Team											10	5	15					1				
Total.....		5	1000		112-267	.419	38-119	.319	53-73	.726	50	108	158	31.6	67	2	54	56	8	26	315	63.0
Opponents.....		5	1000		108-247	.437	26-71	.366	44-56	.786	34	108	142	28.4	85	2	48	65	17	22	286	57.2

TEAM STATISTICS	MICH	OPP
SCORING	315	286
Points per game	63.0	57.2
Scoring margin	+5.8	-
FIELD GOALS-ATT	112-267	108-247
Field goal pct	.419	.437
3 POINT FG-ATT	38-119	26-71
3-point FG pct	.319	.366
3-pt FG made per game	7.6	5.2
FREE THROWS-ATT	53-73	44-56
Free throw pct	.726	.786
F-Throws made per game	10.6	8.8
REBOUNDS	158	142
Rebounds per game	31.6	28.4
Rebounding margin	+3.2	-
ASSISTS	54	48
Assists per game	10.8	9.6
TURNOVERS	56	65
Turnovers per game	11.2	13.0
Turnover margin	+1.8	-
Assist/turnover ratio	1.0	0.7
STEALS	26	22
Steals per game	5.2	4.4
BLOCKS	8	17
Blocks per game	1.6	3.4
ATTENDANCE	40691	13051
Home games-Avg/Game	4-10173	1-13051
Neutral site-Avg/Game	-	0-0

Date	Opponent		Score	Att.
11/23/16	at South Carolina	L	46-61	13051
11/26/16	MT. ST. MARYS	W	64-47	9410
3 11/30/16	VIRGINIA TECH	L	70-73	9981
12/03/16	KENNESAW STATE	W	82-55	10687
12/06/16	TEXAS	W	53-50	10613

* = Conference game

1 = 2K Classic Ann Arbor Regional, Ann Arbor, Mich. (Crisler Center)

2 = 2K Classic Championship Rounds, New York, N.Y. (MSG)

3 = ACC/Big Ten Challenge, Ann Arbor, Mich. (Crisler Center)

Score by Periods	1st	2nd	Totals
Michigan	177	138	315
Opponents	136	150	286

2016-17 Michigan Basketball
Michigan Combined Team Statistics (as of Dec 06, 2016)
Home games

RECORD:	OVERALL	HOME	AWAY	NEUTRAL
ALL GAMES	5-1	5-1	0-0	0-0
CONFERENCE	0-0	0-0	0-0	0-0
NON-CONFERENCE	5-1	5-1	0-0	0-0

##	Player	gp-gs	min	avg	Total		3-Point		F-Throw		Rebounds				pf	dq	a	to	blk	stl	pts	avg
					fg-fga	fg%	3fg-fga	3fg%	ft-fa	ft%	off	def	tot	avg								
21	Irvin, Zak	6-6	206	34.3	35-76	.461	8-25	.320	7-8	.875	4	22	26	4.3	8	0	16	10	0	3	85	14.2
13	Wagner, Moritz	6-6	125	20.8	30-45	.667	7-13	.538	13-19	.684	9	16	25	4.2	10	0	4	9	5	7	80	13.3
10	Walton Jr., Derrick	6-6	216	36.0	20-50	.400	14-34	.412	17-19	.895	3	21	24	4.0	8	0	26	17	0	7	71	11.8
05	Wilson, DJ	6-4	142	23.7	21-37	.568	5-9	.556	4-5	.800	13	36	49	8.2	15	1	7	5	10	4	51	8.5
22	Robinson, Duncan	6-2	134	22.3	19-46	.413	11-28	.393	2-2	1.000	4	10	14	2.3	10	0	4	3	1	2	51	8.5
12	Abdur-Rahkman, M-A	6-6	171	28.5	12-41	.293	6-19	.316	9-12	.750	2	11	13	2.2	9	0	13	5	1	5	39	6.5
34	Donnal, Mark	6-0	101	16.8	9-17	.529	0-2	.000	10-12	.833	8	10	18	3.0	11	0	0	3	1	1	28	4.7
20	Loneragan, Sean	3-0	9	3.0	1-1	1.000	0-0	.000	2-2	1.000	0	3	3	1.0	5	0	1	2	0	0	4	1.3
03	Simpson, Xavier	6-0	46	7.7	2-4	.500	1-2	.500	3-4	.750	1	2	3	0.5	7	0	6	3	0	3	8	1.3
23	Watson, Ibi	5-0	29	5.8	2-9	.222	0-6	.000	0-0	.000	0	2	2	0.4	1	0	1	1	0	0	4	0.8
15	Teske, Jon	4-0	13	3.3	0-1	.000	0-0	.000	1-2	.500	1	1	2	0.5	2	0	0	0	1	0	1	0.3
14	Wright-Jones, Fred	3-0	3	1.0	0-0	.000	0-0	.000	0-0	.000	0	0	0	0.0	0	0	0	0	0	0	0	0.0
00	Hibblits, Brent	3-0	5	1.7	0-0	.000	0-0	.000	0-0	.000	0	0	0	0.0	0	0	0	1	0	0	0	0.0
Team											8	5	13									
Total.....		6	1200		151-327	.462	52-138	.377	68-85	.800	53	139	192	32.0	86	1	78	59	19	32	422	70.3
Opponents.....		6	1200		128-294	.435	31-82	.378	61-86	.709	34	128	162	27.0	104	3	55	77	14	21	348	58.0

TEAM STATISTICS	MICH	OPP
SCORING	422	348
Points per game	70.3	58.0
Scoring margin	+12.3	-
FIELD GOALS-ATT	151-327	128-294
Field goal pct	.462	.435
3 POINT FG-ATT	52-138	31-82
3-point FG pct	.377	.378
3-pt FG made per game	8.7	5.2
FREE THROWS-ATT	68-85	61-86
Free throw pct	.800	.709
F-Throws made per game	11.3	10.2
REBOUNDS	192	162
Rebounds per game	32.0	27.0
Rebounding margin	+5.0	-
ASSISTS	78	55
Assists per game	13.0	9.2
TURNOVERS	59	77
Turnovers per game	9.8	12.8
Turnover margin	+3.0	-
Assist/turnover ratio	1.3	0.7
STEALS	32	21
Steals per game	5.3	3.5
BLOCKS	19	14
Blocks per game	3.2	2.3
ATTENDANCE	61597	0
Home games-Avg/Game	6-10266	0-0
Neutral site-Avg/Game	-	0-0

Date	Opponent		Score	Att.
1 11/11/16	HOWARD	w	76-58	10094
1 11/13/16	IUPUI	w	77-65	10812
	11/26/16 MT. ST. MARYS	w	64-47	9410
3 11/30/16	VIRGINIA TECH	L	70-73	9981
	12/03/16 KENNESAW STATE	w	82-55	10687
	12/06/16 TEXAS	w	53-50	10613

* = Conference game

1 = 2K Classic Ann Arbor Regional, Ann Arbor, Mich. (Crisler Center)

2 = 2K Classic Championship Rounds, New York, N.Y. (MSG)

3 = ACC/Big Ten Challenge, Ann Arbor, Mich. (Crisler Center)

Score by Periods	1st	2nd	Totals
Michigan	227	195	422
Opponents	160	188	348

2016-17 Michigan Basketball
Michigan Combined Team Statistics (as of Dec 06, 2016)
Away games

RECORD:	OVERALL	HOME	AWAY	NEUTRAL
ALL GAMES	0-1	0-0	0-1	0-0
CONFERENCE	0-0	0-0	0-0	0-0
NON-CONFERENCE	0-1	0-0	0-1	0-0

##	Player	gp-gs	min	avg	Total		3-Point		F-Throw		Rebounds				pf	dq	a	to	blk	stl	pts	avg
					fg-fga	fg%	3fg-fga	3fg%	ft-fa	ft%	off	def	tot	avg								
10	Walton Jr., Derrick	1-1	34	34.0	3-14	.214	2-9	.222	7-8	.875	0	4	4	4.0	1	0	0	0	0	0	15	15.0
34	Donnal, Mark	1-0	20	20.0	1-3	.333	0-1	.000	8-9	.889	4	0	4	4.0	3	0	0	1	0	1	10	10.0
12	Abdur-Rahkman, M-A	1-1	34	34.0	2-8	.250	0-4	.000	3-5	.600	3	1	4	4.0	2	0	0	2	0	3	7	7.0
21	Irvin, Zak	1-1	30	30.0	2-13	.154	0-4	.000	1-2	.500	2	2	4	4.0	5	1	1	8	0	1	5	5.0
03	Simpson, Xavier	1-0	8	8.0	0-1	.000	0-1	.000	2-2	1.000	0	1	1	1.0	2	0	1	1	0	0	2	2.0
05	Wilson, DJ	1-1	29	29.0	1-5	.200	0-2	.000	0-0	.000	2	2	4	4.0	2	0	0	0	0	0	2	2.0
22	Robinson, Duncan	1-0	16	16.0	1-5	.200	0-4	.000	0-0	.000	1	2	3	3.0	1	0	0	2	0	0	2	2.0
13	Wagner, Moritz	1-1	16	16.0	0-2	.000	0-0	.000	2-4	.500	2	1	3	3.0	1	0	0	1	0	0	2	2.0
23	Watson, Ibi	1-0	7	7.0	0-1	.000	0-1	.000	1-2	.500	0	0	0	0.0	0	0	0	0	0	1	1	1.0
15	Teske, Jon	1-0	4	4.0	0-0	.000	0-0	.000	0-0	.000	1	2	3	3.0	0	0	0	0	0	1	0	0.0
20	Loneragan, Sean	1-0	2	2.0	0-0	.000	0-0	.000	0-0	.000	0	0	0	0.0	0	0	0	0	0	0	0	0.0
Team											3	3	6					1				
Total.....		1	200		10-52	.192	2-26	.077	24-32	.750	18	18	36	36.0	17	1	2	16	0	7	46	46.0
Opponents.....		1	200		23-53	.434	4-15	.267	11-18	.611	15	25	40	40.0	24	0	10	13	6	5	61	61.0

TEAM STATISTICS	MICH	OPP
SCORING	46	61
Points per game	46.0	61.0
Scoring margin	-15.0	-
FIELD GOALS-ATT	10-52	23-53
Field goal pct	.192	.434
3 POINT FG-ATT	2-26	4-15
3-point FG pct	.077	.267
3-pt FG made per game	2.0	4.0
FREE THROWS-ATT	24-32	11-18
Free throw pct	.750	.611
F-Throws made per game	24.0	11.0
REBOUNDS	36	40
Rebounds per game	36.0	40.0
Rebounding margin	-4.0	-
ASSISTS	2	10
Assists per game	2.0	10.0
TURNOVERS	16	13
Turnovers per game	16.0	13.0
Turnover margin	-3.0	-
Assist/turnover ratio	0.1	0.8
STEALS	7	5
Steals per game	7.0	5.0
BLOCKS	0	6
Blocks per game	0.0	6.0
ATTENDANCE	0	13051
Home games-Avg/Game	0-0	1-13051
Neutral site-Avg/Game	-	0-0

Date	Opponent	Score	Att.
11/23/16	at South Carolina	L 46-61	13051

* = Conference game
1 = 2K Classic Ann Arbor Regional, Ann Arbor, Mich. (Crisler Center)
2 = 2K Classic Championship Rounds, New York, N.Y. (MSG)
3 = ACC/Big Ten Challenge, Ann Arbor, Mich. (Crisler Center)

Score by Periods	1st	2nd	Totals
Michigan	27	19	46
Opponents	33	28	61

2016-17 Michigan Basketball
Michigan Combined Team Statistics (as of Dec 06, 2016)
Neutral site games

RECORD:	OVERALL	HOME	AWAY	NEUTRAL
ALL GAMES	2-0	0-0	0-0	2-0
CONFERENCE	0-0	0-0	0-0	0-0
NON-CONFERENCE	2-0	0-0	0-0	2-0

##	Player	gp-gs	min	avg	Total		3-Point		F-Throw		Rebounds				pf	dq	a	to	blk	stl	pts	avg
					fg-fga	fg%	3fg-fga	3fg%	ft-fa	ft%	off	def	tot	avg								
21	Irvin, Zak	2-2	67	33.5	11-22	.500	5-11	.455	5-6	.833	0	13	13	6.5	1	0	10	5	0	1	32	16.0
12	Abdur-Rahkman, M-A	2-2	64	32.0	9-16	.563	2-9	.222	7-7	1.000	0	8	8	4.0	3	0	2	6	0	2	27	13.5
34	Donnal, Mark	2-0	46	23.0	10-13	.769	2-2	1.000	2-2	1.000	4	4	8	4.0	3	0	1	1	2	1	24	12.0
10	Walton Jr., Derrick	2-2	56	28.0	7-17	.412	7-14	.500	2-2	1.000	0	6	6	3.0	2	0	10	1	0	1	23	11.5
05	Wilson, DJ	2-2	70	35.0	6-12	.500	1-5	.200	3-4	.750	2	14	16	8.0	4	0	3	2	4	1	16	8.0
22	Robinson, Duncan	2-0	23	11.5	3-7	.429	3-6	.500	3-4	.750	0	2	2	1.0	5	0	1	2	0	1	12	6.0
13	Wagner, Moritz	2-2	28	14.0	5-9	.556	2-5	.400	0-2	.000	0	2	2	1.0	5	0	2	1	1	0	12	6.0
23	Watson, Ibi	2-0	10	5.0	3-4	.750	0-1	.000	0-0	.000	0	0	0	0.0	0	0	0	0	0	0	6	3.0
15	Teske, Jon	2-0	5	2.5	0-1	.000	0-1	.000	2-2	1.000	0	0	0	0.0	2	0	0	0	1	1	2	1.0
03	Simpson, Xavier	2-0	24	12.0	0-2	.000	0-0	.000	1-2	.500	0	0	0	0.0	3	0	2	2	1	1	1	0.5
20	Loneragan, Sean	2-0	3	1.5	0-1	.000	0-0	.000	0-0	.000	1	1	2	1.0	1	0	0	0	0	0	0	0.0
14	Wright-Jones, Fred	2-0	2	1.0	0-0	.000	0-0	.000	0-0	.000	0	0	0	0.0	0	0	0	1	0	0	0	0.0
00	Hibbitts, Brent	2-0	2	1.0	0-0	.000	0-0	.000	0-0	.000	0	0	0	0.0	0	0	0	0	0	0	0	0.0
Team											1	1	2									
Total.....		2	400		54-104	.519	22-54	.407	25-31	.806	8	51	59	29.5	29	0	31	21	9	9	155	77.5
Opponents.....		2	400		44-113	.389	10-31	.323	17-28	.607	24	44	68	34.0	32	0	21	27	4	12	115	57.5

TEAM STATISTICS	MICH	OPP	Date	Opponent	Score	Att.
SCORING	155	115	2	11/17/16	vs MARQUETTE	w 79-61 8126
Points per game	77.5	57.5	2	11/18/16	vs SMU	w 76-54 8088
Scoring margin	+20.0	-				
FIELD GOALS-ATT	54-104	44-113				
Field goal pct	.519	.389				
3 POINT FG-ATT	22-54	10-31				
3-point FG pct	.407	.323				
3-pt FG made per game	11.0	5.0				
FREE THROWS-ATT	25-31	17-28				
Free throw pct	.806	.607				
F-Throws made per game	12.5	8.5				
REBOUNDS	59	68				
Rebounds per game	29.5	34.0				
Rebounding margin	-4.5	-				
ASSISTS	31	21				
Assists per game	15.5	10.5				
TURNOVERS	21	27				
Turnovers per game	10.5	13.5				
Turnover margin	+3.0	-				
Assist/turnover ratio	1.5	0.8				
STEALS	9	12				
Steals per game	4.5	6.0				
BLOCKS	9	4				
Blocks per game	4.5	2.0				
ATTENDANCE	0	16214				
Home games-Avg/Game	0-0	0-0				
Neutral site-Avg/Game	-	2-8107				

* = Conference game
1 = 2K Classic Ann Arbor Regional, Ann Arbor, Mich. (Crisler Center)
2 = 2K Classic Championship Rounds, New York, N.Y. (MSG)
3 = ACC/Big Ten Challenge, Ann Arbor, Mich. (Crisler Center)

Score by Periods	1st	2nd	Totals
Michigan	94	61	155
Opponents	51	64	115

2016-17 Michigan Basketball
Michigan Individual Game-by-Game (as of Dec 06, 2016)
All games

#00 Hibbitts, Brent

Opponent	Date	gs	min	Total		3-Pointers		Free throws		Rebounds				pf	a	t/o	blk	stl	pts	avg
				fg-fga	pct	3fg-fga	pct	ft-fga	pct	off	def	tot	avg							
HOWARD	11/11/16		1	0-0	.000	0-0	.000	0-0	.000	0	0	0	0.0	0	0	0	0	0	0	0.0
IUPUI	11/13/16		1	0-0	.000	0-0	.000	0-0	.000	0	0	0	0.0	0	0	0	0	0	0	0.0
vs MARQUETTE	11/17/16		1	0-0	.000	0-0	.000	0-0	.000	0	0	0	0.0	0	0	0	0	0	0	0.0
vs SMU	11/18/16		1	0-0	.000	0-0	.000	0-0	.000	0	0	0	0.0	0	0	0	0	0	0	0.0
KENNESAW STATE	12/03/16		3	0-0	.000	0-0	.000	0-0	.000	0	0	0	0.0	0	0	1	0	0	0	0.0
Totals		0	7	0-0	.000	0-0	.000	0-0	.000	0	0	0	0.0	0	0	1	0	0	0	0.0

Games played: 5
Minutes/game: 1.4

Turnovers/game: 0.2

#03 Simpson, Xavier

Opponent	Date	gs	min	Total		3-Pointers		Free throws		Rebounds				pf	a	t/o	blk	stl	pts	avg
				fg-fga	pct	3fg-fga	pct	ft-fga	pct	off	def	tot	avg							
HOWARD	11/11/16		11	2-2	1.000	1-1	1.000	0-0	.000	0	0	0	0.0	1	2	1	0	1	5	5.0
IUPUI	11/13/16		6	0-0	.000	0-0	.000	0-0	.000	0	0	0	0.0	1	0	0	0	1	0	2.5
vs MARQUETTE	11/17/16		18	0-1	.000	0-0	.000	0-0	.000	0	0	0	0.0	2	2	2	1	0	0	1.7
vs SMU	11/18/16		6	0-1	.000	0-0	.000	1-2	.500	0	0	0	0.0	1	0	0	0	1	1	1.5
at South Carolina	11/23/16		8	0-1	.000	0-1	.000	2-2	1.000	0	1	1	0.2	2	1	1	0	0	2	1.6
MT. ST. MARYS	11/26/16		8	0-1	.000	0-1	.000	1-2	.500	0	0	0	0.2	1	1	1	0	0	1	1.5
VIRGINIA TECH	11/30/16		5	0-0	.000	0-0	.000	0-0	.000	0	0	0	0.1	2	2	0	0	0	0	1.3
KENNESAW STATE	12/03/16		13	0-1	.000	0-0	.000	2-2	1.000	1	1	2	0.4	2	1	1	0	1	2	1.4
TEXAS	12/06/16		3	0-0	.000	0-0	.000	0-0	.000	0	1	1	0.4	0	0	0	0	0	0	1.2
Totals		0	78	2-7	.286	1-3	.333	6-8	.750	1	3	4	0.4	12	9	6	1	4	11	1.2

Games played: 9
Minutes/game: 8.7
Points/game: 1.2
FG Pct: 28.6
3FG Pct: 33.3
FT Pct: 75.0

Rebounds/game: 0.4
Assists/game: 1.0
Turnovers/game: 0.7
Assist/turnover ratio: 1.5
Steals/game: 0.4
Blocks/game: 0.1

#05 Wilson, DJ

Opponent	Date	gs	min	Total		3-Pointers		Free throws		Rebounds				pf	a	t/o	blk	stl	pts	avg
				fg-fga	pct	3fg-fga	pct	ft-fga	pct	off	def	tot	avg							
HOWARD	11/11/16		20	3-5	.600	0-1	.000	3-3	1.000	3	5	8	8.0	3	2	2	1	0	9	9.0
IUPUI	11/13/16		30	3-7	.429	1-2	.500	0-0	.000	4	10	14	11.0	2	1	0	5	0	7	8.0
vs MARQUETTE	11/17/16	*	34	3-7	.429	1-4	.250	3-3	1.000	2	10	12	11.3	3	2	2	2	0	10	8.7
vs SMU	11/18/16	*	36	3-5	.600	0-1	.000	0-1	.000	0	4	4	9.5	1	1	0	2	1	6	8.0
at South Carolina	11/23/16	*	29	1-5	.200	0-2	.000	0-0	.000	2	2	4	8.4	2	0	0	0	0	2	6.8
MT. ST. MARYS	11/26/16	*	17	2-4	.500	1-1	1.000	0-0	.000	2	5	7	8.2	2	0	1	0	0	5	6.5
VIRGINIA TECH	11/30/16	*	11	1-4	.250	0-0	.000	0-0	.000	2	1	3	7.4	5	0	1	1	0	2	5.9
KENNESAW STATE	12/03/16	*	28	7-11	.636	1-3	.333	0-0	.000	1	10	11	7.9	0	2	1	1	2	15	7.0
TEXAS	12/06/16	*	36	5-6	.833	2-2	1.000	1-2	.500	1	5	6	7.7	3	2	0	2	2	13	7.7
Totals		7	241	28-54	.519	6-16	.375	7-9	.778	17	52	69	7.7	21	10	7	14	5	69	7.7

Games played: 9
Minutes/game: 26.8
Points/game: 7.7
FG Pct: 51.9
3FG Pct: 37.5
FT Pct: 77.8

Rebounds/game: 7.7
Assists/game: 1.1
Turnovers/game: 0.8
Assist/turnover ratio: 1.4
Steals/game: 0.6
Blocks/game: 1.6

2016-17 Michigan Basketball
Michigan Individual Game-by-Game (as of Dec 06, 2016)
All games

#10 Walton Jr., Derrick

Opponent	Date	gs	min	Total		3-Pointers		Free throws		Rebounds				pf	a	t/o	blk	stl	pts	avg
				fg-fga	pct	3fg-fga	pct	ft-fa	pct	off	def	tot	avg							
HOWARD	11/11/16	*	35	5-9	.556	4-7	.571	6-6	1.000	0	1	1	1.0	1	3	3	0	3	20	20.0
IUPUI	11/13/16	*	36	3-10	.300	3-7	.429	4-4	1.000	1	5	6	3.5	1	3	3	0	0	13	16.5
vs MARQUETTE	11/17/16	*	22	0-4	.000	0-2	.000	0-0	.000	0	3	3	3.3	2	4	1	0	0	0	11.0
vs SMU	11/18/16	*	34	7-13	.538	7-12	.583	2-2	1.000	0	3	3	3.3	0	6	0	0	1	23	14.0
at South Carolina	11/23/16	*	34	3-14	.214	2-9	.222	7-8	.875	0	4	4	3.4	1	0	0	0	0	15	14.2
MT. ST. MARYS	11/26/16	*	36	3-8	.375	2-5	.400	4-4	1.000	0	6	6	3.8	2	5	3	0	1	12	13.8
VIRGINIA TECH	11/30/16	*	39	2-6	.333	2-5	.400	0-1	.000	1	4	5	4.0	1	5	1	0	0	6	12.7
KENNESAW STATE	12/03/16	*	31	4-8	.500	2-5	.400	3-4	.750	1	2	3	3.9	2	8	2	0	1	13	12.8
TEXAS	12/06/16	*	39	3-9	.333	1-5	.200	0-0	.000	0	3	3	3.8	1	2	5	0	2	7	12.1
Totals		9	306	30-81	.370	23-57	.404	26-29	.897	3	31	34	3.8	11	36	18	0	8	109	12.1

Games played: 9
Minutes/game: 34.0
Points/game: 12.1
FG Pct: 37.0
3FG Pct: 40.4
FT Pct: 89.7

Rebounds/game: 3.8
Assists/game: 4.0
Turnovers/game: 2.0
Assist/turnover ratio: 2.0
Steals/game: 0.9

#12 Abdur-Rahkman, M-A

Opponent	Date	gs	min	Total		3-Pointers		Free throws		Rebounds				pf	a	t/o	blk	stl	pts	avg
				fg-fga	pct	3fg-fga	pct	ft-fa	pct	off	def	tot	avg							
HOWARD	11/11/16	*	18	2-7	.286	2-5	.400	0-0	.000	0	0	0	0.0	4	2	0	0	0	6	6.0
IUPUI	11/13/16	*	36	4-10	.400	1-3	.333	3-4	.750	0	2	2	1.0	0	2	2	1	2	12	9.0
vs MARQUETTE	11/17/16	*	33	4-8	.500	0-4	.000	7-7	1.000	0	4	4	2.0	1	0	4	0	2	15	11.0
vs SMU	11/18/16	*	31	5-8	.625	2-5	.400	0-0	.000	0	4	4	2.5	2	2	2	0	0	12	11.3
at South Carolina	11/23/16	*	34	2-8	.250	0-4	.000	3-5	.600	3	1	4	2.8	2	0	2	0	3	7	10.4
MT. ST. MARYS	11/26/16	*	34	2-7	.286	1-5	.200	0-0	.000	0	2	2	2.7	2	3	1	0	0	5	9.5
VIRGINIA TECH	11/30/16	*	36	4-10	.400	2-4	.500	3-4	.750	1	5	6	3.1	2	2	1	0	2	13	10.0
KENNESAW STATE	12/03/16	*	22	0-5	.000	0-1	.000	0-0	.000	1	1	2	3.0	1	3	0	0	0	0	8.8
TEXAS	12/06/16	*	25	0-2	.000	0-1	.000	3-4	.750	0	1	1	2.8	0	1	1	0	1	3	8.1
Totals		9	269	23-65	.354	8-32	.250	19-24	.792	5	20	25	2.8	14	15	13	1	10	73	8.1

Games played: 9
Minutes/game: 29.9
Points/game: 8.1
FG Pct: 35.4
3FG Pct: 25.0
FT Pct: 79.2

Rebounds/game: 2.8
Assists/game: 1.7
Turnovers/game: 1.4
Assist/turnover ratio: 1.2
Steals/game: 1.1
Blocks/game: 0.1

#13 Wagner, Moritz

Opponent	Date	gs	min	Total		3-Pointers		Free throws		Rebounds				pf	a	t/o	blk	stl	pts	avg
				fg-fga	pct	3fg-fga	pct	ft-fa	pct	off	def	tot	avg							
HOWARD	11/11/16	*	15	1-3	.333	0-0	.000	6-7	.857	0	3	3	3.0	0	0	1	1	3	8	8.0
IUPUI	11/13/16	*	19	5-7	.714	1-1	1.000	2-2	1.000	2	4	6	4.5	3	1	1	1	0	13	10.5
vs MARQUETTE	11/17/16	*	17	4-7	.571	1-3	.333	0-2	.000	0	1	1	3.3	2	2	1	1	0	9	10.0
vs SMU	11/18/16	*	11	1-2	.500	1-2	.500	0-0	.000	0	1	1	2.8	3	0	0	0	0	3	8.3
at South Carolina	11/23/16	*	16	0-2	.000	0-0	.000	2-4	.500	2	1	3	2.8	1	0	1	0	0	2	7.0
MT. ST. MARYS	11/26/16	*	22	5-8	.625	3-5	.600	0-0	.000	2	4	6	3.3	1	0	4	2	1	13	8.0
VIRGINIA TECH	11/30/16	*	18	5-6	.833	0-0	.000	1-2	.500	1	1	2	3.1	2	1	1	0	1	11	8.4
KENNESAW STATE	12/03/16	*	25	7-8	.875	3-4	.750	3-5	.600	2	1	3	3.1	1	0	0	0	0	20	9.9
TEXAS	12/06/16	*	26	7-13	.538	0-3	.000	1-3	.333	2	3	5	3.3	3	2	2	1	2	15	10.4
Totals		9	169	35-56	.625	9-18	.500	15-25	.600	11	19	30	3.3	16	6	11	6	7	94	10.4

Games played: 9
Minutes/game: 18.8
Points/game: 10.4
FG Pct: 62.5
3FG Pct: 50.0
FT Pct: 60.0

Rebounds/game: 3.3
Assists/game: 0.7
Turnovers/game: 1.2
Assist/turnover ratio: 0.5
Steals/game: 0.8
Blocks/game: 0.7

2016-17 Michigan Basketball
Michigan Individual Game-by-Game (as of Dec 06, 2016)
All games

#14 Wright-Jones, Fred

Opponent	Date	gs	min	Total		3-Pointers		Free throws		Rebounds				pf	a	t/o	blk	stl	pts	avg
				fg-fga	pct	3fg-fga	pct	ft-fta	pct	off	def	tot	avg							
HOWARD	11/11/16		1	0-0	.000	0-0	.000	0-0	.000	0	0	0	0.0	0	0	0	0	0	0	0.0
IUPUI	11/13/16		1	0-0	.000	0-0	.000	0-0	.000	0	0	0	0.0	0	0	0	0	0	0	0.0
vs MARQUETTE	11/17/16		1	0-0	.000	0-0	.000	0-0	.000	0	0	0	0.0	0	0	1	0	0	0	0.0
vs SMU	11/18/16		1	0-0	.000	0-0	.000	0-0	.000	0	0	0	0.0	0	0	0	0	0	0	0.0
KENNESAW STATE	12/03/16		1	0-0	.000	0-0	.000	0-0	.000	0	0	0	0.0	0	0	0	0	0	0	0.0
Totals		0	5	0-0	.000	0-0	.000	0-0	.000	0	0	0	0.0	0	0	1	0	0	0	0.0

Games played: 5
Minutes/game: 1.0

Turnovers/game: 0.2

#15 Teske, Jon

Opponent	Date	gs	min	Total		3-Pointers		Free throws		Rebounds				pf	a	t/o	blk	stl	pts	avg
				fg-fga	pct	3fg-fga	pct	ft-fta	pct	off	def	tot	avg							
HOWARD	11/11/16		2	0-0	.000	0-0	.000	0-0	.000	0	0	0	0.0	1	0	0	0	0	0	0.0
IUPUI	11/13/16		2	0-0	.000	0-0	.000	0-0	.000	0	0	0	0.0	0	0	0	0	0	0	0.0
vs MARQUETTE	11/17/16		2	0-0	.000	0-0	.000	0-0	.000	0	0	0	0.0	1	0	0	0	0	0	0.0
vs SMU	11/18/16		3	0-1	.000	0-1	.000	2-2	1.000	0	0	0	0.0	1	0	0	1	1	2	0.5
at South Carolina	11/23/16		4	0-0	.000	0-0	.000	0-0	.000	1	2	3	0.6	0	0	0	0	1	0	0.4
VIRGINIA TECH	11/30/16		4	0-0	.000	0-0	.000	0-0	.000	1	1	2	0.8	1	0	0	0	0	0	0.3
KENNESAW STATE	12/03/16		5	0-1	.000	0-0	.000	1-2	.500	0	0	0	0.7	0	0	0	1	0	1	0.4
Totals		0	22	0-2	.000	0-1	.000	3-4	.750	2	3	5	0.7	4	0	0	2	2	3	0.4

Games played: 7
Minutes/game: 3.1
Points/game: 0.4
FG Pct: 0.0
3FG Pct: 0.0
FT Pct: 75.0

Rebounds/game: 0.7
Steals/game: 0.3
Blocks/game: 0.3

#20 Lonergan, Sean

Opponent	Date	gs	min	Total		3-Pointers		Free throws		Rebounds				pf	a	t/o	blk	stl	pts	avg
				fg-fga	pct	3fg-fga	pct	ft-fta	pct	off	def	tot	avg							
HOWARD	11/11/16		4	0-0	.000	0-0	.000	0-0	.000	0	2	2	2.0	2	1	1	0	0	0	0.0
IUPUI	11/13/16		1	0-0	.000	0-0	.000	0-0	.000	0	0	0	1.0	3	0	1	0	0	0	0.0
vs MARQUETTE	11/17/16		2	0-1	.000	0-0	.000	0-0	.000	1	1	2	1.3	1	0	0	0	0	0	0.0
vs SMU	11/18/16		1	0-0	.000	0-0	.000	0-0	.000	0	0	0	1.0	0	0	0	0	0	0	0.0
at South Carolina	11/23/16		2	0-0	.000	0-0	.000	0-0	.000	0	0	0	0.8	0	0	0	0	0	0	0.0
KENNESAW STATE	12/03/16		4	1-1	1.000	0-0	.000	2-2	1.000	0	1	1	0.8	0	0	0	0	0	4	0.7
Totals		0	14	1-2	.500	0-0	.000	2-2	1.000	1	4	5	0.8	6	1	2	0	0	4	0.7

Games played: 6
Minutes/game: 2.3
Points/game: 0.7
FG Pct: 50.0
FT Pct: 100.0

Rebounds/game: 0.8
Assists/game: 0.2
Turnovers/game: 0.3
Assist/turnover ratio: 0.5

2016-17 Michigan Basketball
Michigan Individual Game-by-Game (as of Dec 06, 2016)
All games

#21 Irvin, Zak

Opponent	Date	gs	min	Total		3-Pointers		Free throws		Rebounds				pf	a	t/o	blk	stl	pts	avg	
				fg-fga	pct	3fg-fga	pct	ft-fga	pct	off	def	tot	avg								
HOWARD	11/11/16	*	33	4-13	.308	1-6	.167	2-3	.667	3	2	5	5.0	2	3	2	0	1	11	11.0	
IUPUI	11/13/16	*	28	6-11	.545	0-2	.000	3-3	1.000	0	5	5	5.0	1	3	1	0	0	15	13.0	
vs MARQUETTE	11/17/16	*	35	5-9	.556	3-4	.750	3-4	.750	0	7	7	5.7	0	5	4	0	0	16	14.0	
vs SMU	11/18/16	*	32	6-13	.462	2-7	.286	2-2	1.000	0	6	6	5.8	1	5	1	0	1	16	14.5	
at South Carolina	11/23/16	*	30	2-13	.154	0-4	.000	1-2	.500	2	2	4	5.4	5	1	8	0	1	5	12.6	
MT. ST. MARYS	11/26/16	*	40	6-13	.462	2-5	.400	0-0	.000	0	3	3	5.0	0	4	0	0	1	14	12.8	
VIRGINIA TECH	11/30/16	*	37	10-20	.500	3-8	.375	0-0	.000	1	4	5	5.0	2	0	3	0	0	23	14.3	
KENNESAW STATE	12/03/16	*	32	8-11	.727	1-2	.500	2-2	1.000	0	4	4	4.9	2	1	1	0	0	19	14.9	
TEXAS	12/06/16	*	36	1-8	.125	1-2	.500	0-0	.000	0	4	4	4.8	1	5	3	0	1	3	13.6	
Totals			9	303	48-111	.432	13-40	.325	13-16	.813	6	37	43	4.8	14	27	23	0	5	122	13.6

Games played: 9
Minutes/game: 33.7
Points/game: 13.6
FG Pct: 43.2
3FG Pct: 32.5
FT Pct: 81.3

Rebounds/game: 4.8
Assists/game: 3.0
Turnovers/game: 2.6
Assist/turnover ratio: 1.2
Steals/game: 0.6

#22 Robinson, Duncan

Opponent	Date	gs	min	Total		3-Pointers		Free throws		Rebounds				pf	a	t/o	blk	stl	pts	avg
				fg-fga	pct	3fg-fga	pct	ft-fa	pct	off	def	tot	avg							
HOWARD	11/11/16	*	29	1-6	.167	1-3	.333	0-0	.000	0	2	2	2.0	3	2	0	1	0	3	3.0
IUPUI	11/13/16	*	12	3-6	.500	1-2	.500	0-0	.000	2	1	3	2.5	2	0	0	0	1	7	5.0
vs MARQUETTE	11/17/16		7	3-5	.600	3-4	.750	1-2	.500	0	1	1	2.0	3	0	1	0	0	10	6.7
vs SMU	11/18/16		16	0-2	.000	0-2	.000	2-2	1.000	0	1	1	1.8	2	1	1	0	1	2	5.5
at South Carolina	11/23/16		16	1-5	.200	0-4	.000	0-0	.000	1	2	3	2.0	1	0	2	0	0	2	4.8
MT. ST. MARYS	11/26/16		23	3-9	.333	2-5	.400	0-0	.000	2	3	5	2.5	0	1	1	0	1	8	5.3
VIRGINIA TECH	11/30/16		30	6-11	.545	3-8	.375	0-0	.000	0	0	0	2.1	3	1	0	0	0	15	6.7
KENNESAW STATE	12/03/16		19	2-4	.500	2-4	.500	0-0	.000	0	0	0	1.9	2	0	1	0	0	6	6.6
TEXAS	12/06/16		21	4-10	.400	2-6	.333	2-2	1.000	0	4	4	2.1	0	0	1	0	0	12	7.2
Totals		2	173	23-58	.397	14-38	.368	5-6	.833	5	14	19	2.1	16	5	7	1	3	65	7.2

Games played: 9
Minutes/game: 19.2
Points/game: 7.2
FG Pct: 39.7
3FG Pct: 36.8
FT Pct: 83.3

Rebounds/game: 2.1
Assists/game: 0.6
Turnovers/game: 0.8
Assist/turnover ratio: 0.7
Steals/game: 0.3
Blocks/game: 0.1

#23 Watson, Ibi

Opponent	Date	gs	min	Total		3-Pointers		Free throws		Rebounds											
				fg-fga	pct	3fg-fga	pct	ft-fa	pct	off	def	tot	avg	pf	a	t/o	blk	stl	pts	avg	
HOWARD	11/11/16		8	1-2	.500	0-1	.000	0-0	.000	0	0	0	0.0	1	1	0	0	0	2	2.0	
IUPUI	11/13/16		9	1-5	.200	0-4	.000	0-0	.000	0	0	0	0.0	0	0	1	0	0	2	2.0	
vs MARQUETTE	11/17/16		7	2-3	.667	0-1	.000	0-0	.000	0	0	0	0.0	0	0	0	0	0	4	2.7	
vs SMU	11/18/16		3	1-1	1.000	0-0	.000	0-0	.000	0	0	0	0.0	0	0	0	0	0	2	2.5	
at South Carolina	11/23/16		7	0-1	.000	0-1	.000	1-2	.500	0	0	0	0.0	0	0	0	0	1	1	2.2	
MT. ST. MARYS	11/26/16		2	0-0	.000	0-0	.000	0-0	.000	0	0	0	0.0	0	0	0	0	0	0	1.8	
VIRGINIA TECH	11/30/16		3	0-1	.000	0-1	.000	0-0	.000	0	0	0	0.0	0	0	0	0	0	0	1.6	
KENNESAW STATE	12/03/16		7	0-1	.000	0-0	.000	0-0	.000	0	2	2	0.3	0	0	0	0	0	0	1.4	
Totals		0	46	5-14	.357	0-8	.000	1-2	.500	0	2	2	0.3	1	1	1	0	1	11	1.4	

Games played: 8
Minutes/game: 5.8
Points/game: 1.4
FG Pct: 35.7
3FG Pct: 0.0
FT Pct: 50.0

Rebounds/game: 0.3
Assists/game: 0.1
Turnovers/game: 0.1
Assist/turnover ratio: 1.0
Steals/game: 0.1

2016-17 Michigan Basketball
Michigan Individual Game-by-Game (as of Dec 06, 2016)
All games

#34 Donnal, Mark

Opponent	Date	gs	min	Total		3-Pointers		Free throws		Rebounds				pf	a	t/o	blk	stl	pts	avg
				fg-fga	pct	3fg-fga	pct	ft-fa	pct	off	def	tot	avg							
HOWARD	11/11/16		23	3-5	.600	0-0	.000	6-7	.857	4	2	6	6.0	3	0	0	1	1	12	12.0
IUPUI	11/13/16		19	2-4	.500	0-0	.000	4-5	.800	1	2	3	4.5	2	0	0	0	0	8	10.0
vs MARQUETTE	11/17/16		21	6-8	.750	1-1	1.000	2-2	1.000	2	1	3	4.0	2	0	1	1	1	15	11.7
vs SMU	11/18/16		25	4-5	.800	1-1	1.000	0-0	.000	2	3	5	4.3	1	1	0	1	0	9	11.0
at South Carolina	11/23/16		20	1-3	.333	0-1	.000	8-9	.889	4	0	4	4.2	3	0	1	0	1	10	10.8
MT. ST. MARYS	11/26/16		18	3-5	.600	0-0	.000	0-0	.000	2	2	4	4.2	0	0	1	0	0	6	10.0
VIRGINIA TECH	11/30/16		17	0-1	.000	0-1	.000	0-0	.000	0	2	2	3.9	3	0	2	0	0	0	8.6
KENNESAW STATE	12/03/16		10	1-2	.500	0-1	.000	0-0	.000	1	1	2	3.6	2	0	0	0	0	2	7.8
TEXAS	12/06/16		14	0-0	.000	0-0	.000	0-0	.000	0	1	1	3.3	1	0	0	0	0	0	6.9
Totals		0	167	20-33	.606	2-5	.400	20-23	.870	16	14	30	3.3	17	1	5	3	3	62	6.9

Games played: 9
Minutes/game: 18.6
Points/game: 6.9
FG Pct: 60.6
3FG Pct: 40.0
FT Pct: 87.0

Rebounds/game: 3.3
Assists/game: 0.1
Turnovers/game: 0.6
Assist/turnover ratio: 0.2
Steals/game: 0.3
Blocks/game: 0.3

#TM TEAM

Opponent	Date	gs	min	Total		3-Pointers		Free throws		Rebounds				pf	a	t/o	blk	stl	pts	avg
				fg-fga	pct	3fg-fga	pct	ft-fa	pct	off	def	tot	avg							
HOWARD	11/11/16		0	0-0	.000	0-0	.000	0-0	.000	0	3	3	3.0	0	0	0	0	0	0	0.0
IUPUI	11/13/16		0	0-0	.000	0-0	.000	0-0	.000	1	0	1	2.0	0	0	0	0	0	0	0.0
vs MARQUETTE	11/17/16		0	0-0	.000	0-0	.000	0-0	.000	1	1	2	2.0	0	0	0	0	0	0	0.0
vs SMU	11/18/16		0	0-0	.000	0-0	.000	0-0	.000	0	0	0	1.5	0	0	0	0	0	0	0.0
at South Carolina	11/23/16		0	0-0	.000	0-0	.000	0-0	.000	3	3	6	2.4	0	0	1	0	0	0	0.0
MT. ST. MARYS	11/26/16		0	0-0	.000	0-0	.000	0-0	.000	3	0	3	2.5	0	0	0	0	0	0	0.0
VIRGINIA TECH	11/30/16		0	0-0	.000	0-0	.000	0-0	.000	1	0	1	2.3	0	0	0	0	0	0	0.0
KENNESAW STATE	12/03/16		0	0-0	.000	0-0	.000	0-0	.000	1	1	2	2.3	0	0	0	0	0	0	0.0
TEXAS	12/06/16		0	0-0	.000	0-0	.000	0-0	.000	2	1	3	2.3	0	0	0	0	0	0	0.0
Totals		0	0	0-0	.000	0-0	.000	0-0	.000	12	9	21	2.3	0	0	1	0	0	0	0.0

Games played: 9

Rebounds/game: 2.3
Turnovers/game: 0.1

2016-17 Michigan Basketball
Michigan Team High/Low Analysis (as of Dec 06, 2016)
All games

Michigan - TEAM GAME HIGHS

POINTS	82	KENNESAW STATE (12/03/16)
	79	vs MARQUETTE (11/17/16)
	77	IUPUI (11/13/16)
FIELD GOALS MADE	30	KENNESAW STATE (12/03/16)
FIELD GOAL ATTEMPTS	60	IUPUI (11/13/16)
FIELD GOAL PERCENTAGE	.566 (30-53)	KENNESAW STATE (12/03/16)
3 PT FIELD GOALS MADE	13	vs SMU (11/18/16)
3 PT FG ATTEMPTS	31	vs SMU (11/18/16)
3 PT FG PERCENTAGE	.450 (9-20)	KENNESAW STATE (12/03/16)
FREE THROWS MADE	24	at South Carolina (11/23/16)
FREE THROW ATTEMPTS	32	at South Carolina (11/23/16)
FREE THROW PERCENTAGE	.889 (16-18)	IUPUI (11/13/16)
REBOUNDS	40	IUPUI (11/13/16)
	36	MT. ST. MARYS (11/26/16)
	36	at South Carolina (11/23/16)
ASSISTS	16	vs SMU (11/18/16)
	16	HOWARD (11/11/16)
	15	KENNESAW STATE (12/03/16)
	15	vs MARQUETTE (11/17/16)
STEALS	9	HOWARD (11/11/16)
BLOCKED SHOTS	7	IUPUI (11/13/16)
TURNOVERS	17	vs MARQUETTE (11/17/16)
FOULS	21	VIRGINIA TECH (11/30/16)
	21	HOWARD (11/11/16)

2016-17 Michigan Basketball
Michigan High/Low Analysis (as of Dec 06, 2016)
All games

Opponent - GAME HIGHS

POINTS	73		VIRGINIA TECH (11/30/16)
	65		IUPUI (11/13/16)
	61		at South Carolina (11/23/16)
	61		vs MARQUETTE (11/17/16)
FIELD GOALS MADE	24		VIRGINIA TECH (11/30/16)
FIELD GOAL ATTEMPTS	59		vs SMU (11/18/16)
FIELD GOAL PERCENTAGE	.522	(24-46)	VIRGINIA TECH (11/30/16)
3 PT FIELD GOALS MADE	6		VIRGINIA TECH (11/30/16)
	6		MT. ST. MARYS (11/26/16)
	6		vs SMU (11/18/16)
3 PT FG ATTEMPTS	16		TEXAS (12/06/16)
	16		vs SMU (11/18/16)
3 PT FG PERCENTAGE	.429	(6-14)	VIRGINIA TECH (11/30/16)
	.429	(6-14)	MT. ST. MARYS (11/26/16)
FREE THROWS MADE	19		VIRGINIA TECH (11/30/16)
FREE THROW ATTEMPTS	29		HOWARD (11/11/16)
FREE THROW PERCENTAGE	1.000	(5-5)	MT. ST. MARYS (11/26/16)
REBOUNDS	41		vs SMU (11/18/16)
	40		at South Carolina (11/23/16)
	31		TEXAS (12/06/16)
	31		IUPUI (11/13/16)
ASSISTS	12		vs MARQUETTE (11/17/16)
	11		TEXAS (12/06/16)
	11		KENNESAW STATE (12/03/16)
STEALS	9		vs MARQUETTE (11/17/16)
BLOCKED SHOTS	6		at South Carolina (11/23/16)
TURNOVERS	17		HOWARD (11/11/16)
FOULS	26		HOWARD (11/11/16)

2016-17 Michigan Basketball
Michigan High/Low Analysis (as of Dec 06, 2016)
All games

Michigan - GAME LOWS

POINTS	46	at South Carolina (11/23/16)
	53	TEXAS (12/06/16)
	64	MT. ST. MARYS (11/26/16)
FIELD GOALS MADE	10	at South Carolina (11/23/16)
FIELD GOAL ATTEMPTS	48	TEXAS (12/06/16)
FIELD GOAL PERCENTAGE	.192 (10-52)	at South Carolina (11/23/16)
3 PT FIELD GOALS MADE	2	at South Carolina (11/23/16)
3 PT FG ATTEMPTS	19	TEXAS (12/06/16)
3 PT FG PERCENTAGE	.077 (2-26)	at South Carolina (11/23/16)
FREE THROWS MADE	4	VIRGINIA TECH (11/30/16)
FREE THROW ATTEMPTS	6	MT. ST. MARYS (11/26/16)
FREE THROW PERCENTAGE	.571 (4-7)	VIRGINIA TECH (11/30/16)
REBOUNDS	24	vs SMU (11/18/16)
	26	VIRGINIA TECH (11/30/16)
	28	TEXAS (12/06/16)
ASSISTS	2	at South Carolina (11/23/16)
	10	IUPUI (11/13/16)
	11	VIRGINIA TECH (11/30/16)
STEALS	3	vs MARQUETTE (11/17/16)
	3	VIRGINIA TECH (11/30/16)
BLOCKED SHOTS	0	at South Carolina (11/23/16)
TURNOVERS	4	vs SMU (11/18/16)
FOULS	8	MT. ST. MARYS (11/26/16)

2016-17 Michigan Basketball
Michigan High/Low Analysis (as of Dec 06, 2016)
All games

Opponent - GAME LOWS

POINTS	47	MT. ST. MARYS (11/26/16)
	50	TEXAS (12/06/16)
	54	vs SMU (11/18/16)
FIELD GOALS MADE	18	MT. ST. MARYS (11/26/16)
FIELD GOAL ATTEMPTS	43	HOWARD (11/11/16)
FIELD GOAL PERCENTAGE	.373 (22-59)	vs SMU (11/18/16)
3 PT FIELD GOALS MADE	4	HOWARD (11/11/16)
	4	vs MARQUETTE (11/17/16)
	4	at South Carolina (11/23/16)
3 PT FG ATTEMPTS	12	HOWARD (11/11/16)
	12	KENNESAW STATE (12/03/16)
3 PT FG PERCENTAGE	.267 (4-15)	vs MARQUETTE (11/17/16)
	.267 (4-15)	at South Carolina (11/23/16)
FREE THROWS MADE	4	vs SMU (11/18/16)
	4	KENNESAW STATE (12/03/16)
FREE THROW ATTEMPTS	5	MT. ST. MARYS (11/26/16)
FREE THROW PERCENTAGE	.400 (4-10)	vs SMU (11/18/16)
REBOUNDS	19	KENNESAW STATE (12/03/16)
	24	MT. ST. MARYS (11/26/16)
	27	vs MARQUETTE (11/17/16)
ASSISTS	7	HOWARD (11/11/16)
	8	MT. ST. MARYS (11/26/16)
	8	VIRGINIA TECH (11/30/16)
STEALS	1	HOWARD (11/11/16)
BLOCKED SHOTS	0	vs SMU (11/18/16)
TURNOVERS	8	IUPUI (11/13/16)
FOULS	12	MT. ST. MARYS (11/26/16)

2016-17 Michigan Basketball
Michigan Player High/Low Analysis (as of Dec 06, 2016)
All games

Michigan - INDIVIDUAL GAME HIGHS

Points	23		Irvin, Zak vs Virginia Tech (11/30/16)
	23		Walton Jr., Derrick vs SMU (11/18/16)
	20		Wagner, Moritz vs Kennesaw State (12/03/16)
	20		Walton Jr., Derrick vs Howard (11/11/16)
	19		Irvin, Zak vs Kennesaw State (12/03/16)
Field Goals Made	10		Irvin, Zak vs Virginia Tech (11/30/16)
Field Goal Att.	20		Irvin, Zak vs Virginia Tech (11/30/16)
FG Pct (min 5 made)	.875	(7-8)	Wagner, Moritz vs Kennesaw State (12/03/16)
3-Point FG Made	7		Walton Jr., Derrick vs SMU (11/18/16)
3-Point FG Att.	12		Walton Jr., Derrick vs SMU (11/18/16)
3-Pt FG Pct (min 3 made)	.750	(3-4)	Wagner, Moritz vs Kennesaw State (12/03/16)
	.750	(3-4)	Robinson, Duncan vs MARQUETTE (11/17/16)
	.750	(3-4)	Irvin, Zak vs MARQUETTE (11/17/16)
Free Throws Made	8		Donnal, Mark at South Carolina (11/23/16)
Free Throw Att.	9		Donnal, Mark at South Carolina (11/23/16)
FT Pct (min 3 made)	1.000	(7-7)	Abdur-Rahkman, M-A vs MARQUETTE (11/17/16)
	1.000	(6-6)	Walton Jr., Derrick vs Howard (11/11/16)
	1.000	(4-4)	Walton Jr., Derrick vs Mt. St. Marys (11/26/16)
	1.000	(4-4)	Walton Jr., Derrick vs IUPUI (11/13/16)
	1.000	(3-3)	Wilson, DJ vs MARQUETTE (11/17/16)
	1.000	(3-3)	Irvin, Zak vs IUPUI (11/13/16)
	1.000	(3-3)	Wilson, DJ vs Howard (11/11/16)
Rebounds	14		Wilson, DJ vs IUPUI (11/13/16)
	12		Wilson, DJ vs MARQUETTE (11/17/16)
	11		Wilson, DJ vs Kennesaw State (12/03/16)
Assists	8		Walton Jr., Derrick vs Kennesaw State (12/03/16)
	6		Walton Jr., Derrick vs SMU (11/18/16)
	5		Irvin, Zak vs Texas (12/06/16)
	5		Walton Jr., Derrick vs Virginia Tech (11/30/16)
	5		Walton Jr., Derrick vs Mt. St. Marys (11/26/16)
	5		Irvin, Zak vs SMU (11/18/16)
	5		Irvin, Zak vs MARQUETTE (11/17/16)
Steals	3		Abdur-Rahkman, M-A at South Carolina (11/23/16)
	3		Walton Jr., Derrick vs Howard (11/11/16)
	3		Wagner, Moritz vs Howard (11/11/16)
Blocked Shots	5		Wilson, DJ vs IUPUI (11/13/16)
Turnovers	8		Irvin, Zak at South Carolina (11/23/16)
Fouls	5		Wilson, DJ vs Virginia Tech (11/30/16)
	5		Irvin, Zak at South Carolina (11/23/16)
Minutes	40		Irvin, Zak vs Mt. St. Marys (11/26/16)
	39		Walton Jr., Derrick vs Texas (12/06/16)
	39		Walton Jr., Derrick vs Virginia Tech (11/30/16)
	37		Irvin, Zak vs Virginia Tech (11/30/16)
	36		Irvin, Zak vs Texas (12/06/16)
	36		Wilson, DJ vs Texas (12/06/16)
	36		Abdur-Rahkman, M-A vs Virginia Tech (11/30/16)
	36		Walton Jr., Derrick vs Mt. St. Marys (11/26/16)
	36		Wilson, DJ vs SMU (11/18/16)
	36		Walton Jr., Derrick vs IUPUI (11/13/16)
	36		Abdur-Rahkman, M-A vs IUPUI (11/13/16)

2016-17 Michigan Basketball
Michigan Opponent High/Low Analysis (as of Dec 06, 2016)
All games

OPPONENT INDIVIDUAL GAME HIGHS

Points	24		Ray, Kendrick vs Kennesaw State (12/03/16)
	22		Combs, Darell vs IUPUI (11/13/16)
	21		Robinson, Junior vs Mt. St. Marys (11/26/16)
	21		THORNWELL, Sindarius at South Carolina (11/23/16)
	19		FISCHER,LUKE vs MARQUETTE (11/17/16)
Field Goals Made	10		Ray, Kendrick vs Kennesaw State (12/03/16)
	10		Combs, Darell vs IUPUI (11/13/16)
Field Goal Att.	19		Ray, Kendrick vs Kennesaw State (12/03/16)
FG Pct (min 5 made)	.667	(8-12)	THORNWELL, Sindarius at South Carolina (11/23/16)
3-Point FG Made	5		Robinson, Junior vs Mt. St. Marys (11/26/16)
3-Point FG Att.	7		Ray, Kendrick vs Kennesaw State (12/03/16)
3-Pt FG Pct (min 3 made)	.833	(5-6)	Robinson, Junior vs Mt. St. Marys (11/26/16)
Free Throws Made	8		LeDay, Zach vs Virginia Tech (11/30/16)
Free Throw Att.	11		Collins, Damon vs Howard (11/11/16)
FT Pct (min 3 made)	1.000	(4-4)	Masterson, Nick vs Kennesaw State (12/03/16)
	1.000	(4-4)	Robinson, Justin vs Virginia Tech (11/30/16)
	1.000	(4-4)	Bibbs, Justin vs Virginia Tech (11/30/16)
	1.000	(4-4)	O'Leary, Matt vs IUPUI (11/13/16)
	1.000	(3-3)	Clarke, Chris vs Virginia Tech (11/30/16)
	1.000	(3-3)	Thomas, Kellon vs IUPUI (11/13/16)
Rebounds	10		THORNWELL, Sindarius at South Carolina (11/23/16)
	9		OJELEYE,SEMI vs SMU (11/18/16)
	7		Sallah, Mawdo vs Mt. St. Marys (11/26/16)
	7		Long, Elijah vs Mt. St. Marys (11/26/16)
	7		MOORE,BEN vs SMU (11/18/16)
	7		McCall, D.J. vs IUPUI (11/13/16)
Assists	8		Masterson, Nick vs Kennesaw State (12/03/16)
	5		Roach Jr., Kerwin vs Texas (12/06/16)
	5		MILTON,SHAKE vs SMU (11/18/16)
Steals	3		CHEATHAM,HAANIF vs MARQUETTE (11/17/16)
Blocked Shots	3		THORNWELL, Sindarius at South Carolina (11/23/16)
Turnovers	7		Ray, Kendrick vs Kennesaw State (12/03/16)
Fouls	5		Allen, Jarrett vs Texas (12/06/16)
	5		Hill, Ahmed vs Virginia Tech (11/30/16)
	5		Obindu, Michael vs Howard (11/11/16)

2016-17 Michigan Basketball
Michigan Team Game-by-Game (as of Dec 06, 2016)
All games

TEAM STATISTICS

Opponent	Date	Score		Total		3-Pointers		Free throws		Rebounds				pf	a	t/o	blk	stl	pts	avg
				fg-fga	pct	3fg-fga	pct	ft-fta	pct	off	def	tot	avg							
HOWARD	11/11/16	76-58	W	22-52	.423	9-24	.375	23-26	.885	10	20	30	30.0	21	16	10	4	9	76	76.0
IUPUI	11/13/16	77-65	W	27-60	.450	7-21	.333	16-18	.889	11	29	40	35.0	15	10	9	7	4	77	76.5
vs MARQUETTE	11/17/16	79-61	W	27-53	.509	9-23	.391	16-20	.800	6	29	35	35.0	17	15	17	5	3	79	77.3
vs SMU	11/18/16	76-54	W	27-51	.529	13-31	.419	9-11	.818	2	22	24	32.2	12	16	4	4	6	76	77.0
at South Carolina	11/23/16	46-61	L	10-52	.192	2-26	.077	24-32	.750	18	18	36	33.0	17	2	16	0	7	46	70.8
MT. ST. MARYS	11/26/16	64-47	W	24-55	.436	11-27	.407	5-6	.833	11	25	36	33.5	8	14	12	2	4	64	69.7
VIRGINIA TECH	11/30/16	70-73	L	28-59	.475	10-27	.370	4-7	.571	8	18	26	32.4	21	11	9	1	3	70	69.7
KENNESAW STATE	12/03/16	82-55	W	30-53	.566	9-20	.450	13-17	.765	8	24	32	32.4	12	15	7	2	4	82	71.2
TEXAS	12/06/16	53-50	W	20-48	.417	6-19	.316	7-11	.636	5	23	28	31.9	9	12	12	3	8	53	69.2
Michigan		623		215-483	.445	76-218	.349	117-148	.791	79	208	287	31.9	132	111	96	28	48	623	69.2
Opponents		524		195-460	.424	45-128	.352	89-132	.674	73	197	270	30.0	160	86	117	24	38	524	58.2

Games played: 9
Points/game: 69.2
FG Pct: 44.5
3FG Pct: 34.9
FT Pct: 79.1

Rebounds/game: 31.9
Assists/game: 12.3
Turnovers/game: 10.7
Assist/turnover ratio: 1.2
Steals/game: 5.3
Blocks/game: 3.1

2016-17 Michigan Basketball
Michigan Opponent Game-by-Game (as of Dec 06, 2016)
All games

OPPONENT STATISTICS

Opponent	Date	Score		Total		3-Pointers		Free throws		Rebounds				pf	a	t/o	blk	stl	pts	avg
				fg-fga	pct	3fg-fga	pct	ft-fta	pct	off	def	tot	avg							
HOWARD	11/11/16	76-58	W	20-43	.465	4-12	.333	14-29	.483	8	21	29	29.0	26	7	17	1	1	58	58.0
IUPUI	11/13/16	77-65	W	23-57	.404	5-14	.357	14-19	.737	7	24	31	30.0	17	10	8	2	3	65	61.5
vs MARQUETTE	11/17/16	79-61	W	22-54	.407	4-15	.267	13-18	.722	6	21	27	29.0	19	12	15	4	9	61	61.3
vs SMU	11/18/16	76-54	W	22-59	.373	6-16	.375	4-10	.400	18	23	41	32.0	13	9	12	0	3	54	59.5
at South Carolina	11/23/16	46-61	L	23-53	.434	4-15	.267	11-18	.611	15	25	40	33.6	24	10	13	6	5	61	59.8
MT. ST. MARYS	11/26/16	64-47	W	18-48	.375	6-14	.429	5-5	1.000	3	21	24	32.0	12	8	11	4	4	47	57.7
VIRGINIA TECH	11/30/16	70-73	L	24-46	.522	6-14	.429	19-21	.905	6	22	28	31.4	17	8	14	1	4	73	59.9
KENNESAW STATE	12/03/16	82-55	W	23-48	.479	5-12	.417	4-6	.667	3	16	19	29.9	17	11	13	2	3	55	59.2
TEXAS	12/06/16	53-50	W	20-52	.385	5-16	.313	5-6	.833	7	24	31	30.0	15	11	14	4	6	50	58.2
Opponents		524		195-460	.424	45-128	.352	89-132	.674	73	197	270	30.0	160	86	117	24	38	524	58.2
Michigan		623		215-483	.445	76-218	.349	117-148	.791	79	208	287	31.9	132	111	96	28	48	623	69.2

Games played: 9
Points/game: 58.2
FG Pct: 42.4
3FG Pct: 35.2
FT Pct: 67.4

Rebounds/game: 30.0
Assists/game: 9.6
Turnovers/game: 13.0
Assist/turnover ratio: 0.7
Steals/game: 4.2
Blocks/game: 2.7

2016-17 Michigan Basketball
Michigan Team Game-by-Game Comparison (as of Dec 06, 2016)
All games

Opponent	1st	2nd	Score	Mar	Total FG	FG Pct	3-Pointers	3FG Pct	Free Throws	FT Pct	Rebounds	Assist	T/Over	Block	Steal	Fouls
HOWARD	34/25	42/33	76-58	+18	22-52/20-43	.423/.465	9-24/4-12	.375/.333	23-26/14-29	.885/.483	30/29 +1	16/7	10/17	4/1	9/1	21/26
IUPUI	43/32	34/33	77-65	+12	27-60/23-57	.450/.404	7-21/5-14	.333/.357	16-18/14-19	.889/.737	40/31 +9	10/10	9/8	7/2	4/3	15/17
MARQUETTE	50/26	29/35	79-61	+18	27-53/22-54	.509/.407	9-23/4-15	.391/.267	16-20/13-18	.800/.722	35/27 +8	15/12	17/15	5/4	3/9	17/19
SMU	44/25	32/29	76-54	+22	27-51/22-59	.529/.373	13-31/6-16	.419/.375	9-11/4-10	.818/.400	24/41 (17)	16/9	4/12	4/0	6/3	12/13
South Carolina	27/33	19/28	46-61	(15)	10-52/23-53	.192/.434	2-26/4-15	.077/.267	24-32/11-18	.750/.611	36/40 (4)	2/10	16/13	0/6	7/5	17/24
MT. ST. MARYS	33/16	31/31	64-47	+17	24-55/18-48	.436/.375	11-27/6-14	.407/.429	5-6/5-5	.833/1000	36/24 +12	14/8	12/11	2/4	4/4	8/12
VIRGINIA TECH	39/30	31/43	70-73	(3)	28-59/24-46	.475/.522	10-27/6-14	.370/.429	4-7/19-21	.571/.905	26/28 (2)	11/8	9/14	1/1	3/4	21/17
KENNESAW STATE	47/29	35/26	82-55	+27	30-53/23-48	.566/.479	9-20/5-12	.450/.417	13-17/4-6	.765/.667	32/19 +13	15/11	7/13	2/2	4/3	12/17
TEXAS	31/28	22/22	53-50	+3	20-48/20-52	.417/.385	6-19/5-16	.316/.313	7-11/5-6	.636/.833	28/31 (3)	12/11	12/14	3/4	8/6	9/15

Note: Game totals are displayed in the format TEAM/OPPONENT for each category

Michigan Basketball Individual Career History

Abdur-Rahkman, M-A

			Total		3-Point		F-Throws		Rebounds											Scoring	
Season	gp-gs	min/avg	fg-fga	pct	fg-fga	pct	ft-fta	pct	off	def	tot	avg	pf	fo	ast	to	blk	stl	pts	avg	
2014-15	29-13	550/19.0	52-124	.419	12-41	.293	14-15	.933	8	40	48	1.7	43	1	27	28	0	16	130	4.5	
2015-16	36-25	1001/27.8	116-253	.458	31-85	.365	48-68	.706	22	76	98	2.7	59	1	61	27	9	22	311	8.6	
2016-17	9-9	269/29.9	23-65	.354	8-32	.250	19-24	.792	5	20	25	2.8	14	0	15	13	1	10	73	8.1	
TOTAL	74-47	1820/24.6	191-442	.432	51-158	.323	81-107	.757	35	136	171	2.3	116	2	103	68	10	48	514	6.9	

SINGLE-GAME HIGHS [all-time ranking]:

Points: 25, at Purdue -- 01/07/16

Rebounds: 8, vs Northwestern -- 03/10/16; vs Illinois -- 03/12/15

Assists: 9, at Maryland -- 02/21/16

Steals: 3, 4 times

Blocks: 2, at Iowa -- 01/17/16

FG made: 10, at Purdue -- 01/07/16

FG attempts: 16, at Purdue -- 01/07/16; vs Tulsa -- 03/16/16

3FG made: 4, vs Northwestern -- 03/10/16

3FG attempts: 7, vs Northwestern -- 03/10/16

FT made: 7, vs MARQUETTE -- 11/17/16

FT attempts: 8, Minnesota -- 01/20/16; vs Tulsa -- 03/16/16

Dakich, Andrew

			Total		3-Point		F-Throws		Rebounds											Scoring	
Season	gp-gs	min/avg	fg-fga	pct	fg-fga	pct	ft-fta	pct	off	def	tot	avg	pf	fo	ast	to	blk	stl	pts	avg	
2013-14	12-0	24/2.0	1-4	.250	1-1	1.000	0-0	.000	1	3	4	0.3	3	0	5	2	0	0	3	0.3	
2014-15	13-0	69/5.3	2-8	.250	1-3	.333	0-0	.000	0	4	4	0.3	11	0	2	3	0	1	5	0.4	
2015-16	24-0	110/4.6	5-12	.417	1-6	.167	3-3	1.000	3	13	16	0.7	11	0	14	8	0	6	14	0.6	
TOTAL	49-0	203/4.1	8-24	.333	3-10	.300	3-3	1.000	4	20	24	0.5	25	0	21	13	0	7	22	0.4	

SINGLE-GAME HIGHS [all-time ranking]:

Points: 4, Delaware State -- 12/12/15

Rebounds: 2, 5 times

Assists: 3, Delaware State -- 12/12/15

Steals: 2, Michigan State -- 02/06/16

FG made: 2, Delaware State -- 12/12/15

FG attempts: 3, Delaware State -- 12/12/15

3FG made: 1, Ohio State -- 02/22/15; vs Northwestern -- 03/10/16; Houston Baptist -- 12/07/13

3FG attempts: 1, 10 times

FT made: 2, Indiana -- 02/02/16

FT attempts: 2, Indiana -- 02/02/16

Davis, Austin

SINGLE-GAME HIGHS [all-time ranking]:

Michigan Basketball Individual Career History

Donnal, Mark

			Total		3-Point		F-Throws		Rebounds											Scoring	
Season	gp-gs	min/avg	fg-fga	pct	fg-fga	pct	ft-fta	pct	off	def	tot	avg	pf	fo	ast	to	blk	stl	pts	avg	
2014-15	29-10	309/10.7	35-67	.522	7-19	.368	22-31	.710	26	36	62	2.1	45	0	4	9	10	4	99	3.4	
2015-16	34-25	659/19.4	104-181	.575	10-33	.303	47-66	.712	59	68	127	3.7	84	1	12	24	25	12	265	7.8	
2016-17	9-0	167/18.6	20-33	.606	2-5	.400	20-23	.870	16	14	30	3.3	17	0	1	5	3	3	62	6.9	
TOTAL	72-35	1135/15.8	159-281	.566	19-57	.333	89-120	.742	101	118	219	3.0	146	1	17	38	38	19	426	5.9	

SINGLE-GAME HIGHS [all-time ranking]:

Points: 26, at Illinois -- 12/30/15

Rebounds: 10, Iowa -- 03/05/16

Assists: 2, Minnesota -- 01/20/16

Steals: 2, 4 times

Blocks: 5 [t-8th], at Maryland -- 02/21/16

FG made: 11 [t-13th], at Illinois -- 12/30/15

FG attempts: 15, at Illinois -- 12/30/15

3FG made: 3, at Maryland -- 02/21/16

3FG attempts: 4, at Maryland -- 02/21/16

FT made: 8, at South Carolina -- 11/23/16

FT attempts: 9, at South Carolina -- 11/23/16

Hibbitts, Brent

			Total		3-Point		F-Throws		Rebounds											Scoring	
Season	gp-gs	min/avg	fg-fga	pct	fg-fga	pct	ft-fta	pct	off	def	tot	avg	pf	fo	ast	to	blk	stl	pts	avg	
2016-17	5-0	7/1.4	0-0	.000	0-0	.000	0-0	.000	0	0	0	0.0	0	0	0	1	0	0	0	0.0	
TOTAL	5-0	7/1.4	0-0	.000	0-0	.000	0-0	.000	0	0	0	0.0	0	0	0	1	0	0	0	0.0	

SINGLE-GAME HIGHS [all-time ranking]:

Irvin, Zak

			Total		3-Point		F-Throws		Rebounds											Scoring	
Season	gp-gs	min/avg	fg-fga	pct	fg-fga	pct	ft-fta	pct	off	def	tot	avg	pf	fo	ast	to	blk	stl	pts	avg	
2013-14	37-0	569/15.4	85-196	.434	62-146	.425	15-21	.714	14	35	49	1.3	35	0	13	16	3	9	247	6.7	
2014-15	32-32	1160/36.2	163-405	.402	77-217	.355	53-76	.697	31	122	153	4.8	42	0	49	47	3	33	456	14.3	
2015-16	35-34	1151/32.9	157-386	.407	48-161	.298	50-76	.658	17	140	157	4.5	40	0	107	65	1	27	412	11.8	
2016-17	9-9	303/33.7	48-111	.432	13-40	.325	13-16	.813	6	37	43	4.8	14	1	27	23	0	5	122	13.6	
TOTAL	113-75	3183/28.2	453-1098	.413	200-564	.355	131-189	.693	68	334	402	3.6	131	1	196	151	7	74	1237	10.9	

SINGLE-GAME HIGHS [all-time ranking]:

Points: 28, at Northwestern -- 03/03/15

Rebounds: 12, Nebraska -- 01/27/15; Rutgers -- 01/27/16

Assists: 9, at SMU -- 12/08/15

Steals: 3, at Indiana -- 02/08/15; vs Wisconsin -- 03/13/15; SMU -- 12/20/14

Blocks: 1, 7 times

FG made: 9, at Indiana -- 02/08/15; vs Wisconsin -- 03/13/15; Coppin State -- 11/29/13

FG attempts: 19, Purdue -- 02/13/16

3FG made: 6 [t-7th], Coppin State -- 11/29/13

3FG attempts: 11 [t-11th], Syracuse -- 12/02/14; SMU -- 12/20/14

FT made: 9, at Northwestern -- 03/03/15

FT attempts: 10, at Northwestern -- 03/03/15

Michigan Basketball Individual Career History

Lonergan, Sean

			Total		3-Point		F-Throws		Rebounds											Scoring	
Season	gp-gs	min/avg	fg-fga	pct	fg-fga	pct	ft-fta	pct	off	def	tot	avg	pf	fo	ast	to	blk	stl	pts	avg	
2013-14	11-0	23/2.1	2-5	.400	0-1	.000	2-2	1.000	2	2	4	0.4	0	0	1	2	1	1	6	0.5	
2014-15	17-0	57/3.4	2-2	1.000	0-0	.000	0-0	.000	1	4	5	0.3	4	0	0	2	0	0	4	0.2	
2016-17	6-0	14/2.3	1-2	.500	0-0	.000	2-2	1.000	1	4	5	0.8	6	0	1	2	0	0	4	0.7	
TOTAL	34-0	94/2.8	5-9	.556	0-1	.000	4-4	1.000	4	10	14	0.4	10	0	2	6	1	1	14	0.4	

SINGLE-GAME HIGHS [all-time ranking]:

Points: 2, 5 times

Rebounds: 2, 5 times

Assists: 1, Northwestern -- 01/05/14; Howard -- 11/11/16

Steals: 1, Northwestern -- 01/05/14

Blocks: 1, UMass-Lowell -- 11/08/13

FG made: 1, 4 times

FG attempts: 1, 8 times

3FG attempts: 1, Coppin State -- 11/29/13

FT made: 2, Coppin State -- 11/29/13

FT attempts: 2, Coppin State -- 11/29/13

Matthews, Charles

SINGLE-GAME HIGHS [all-time ranking]:

Robinson, Duncan

			Total		3-Point		F-Throws		Rebounds										Scoring	
Season	gp-gs	min/avg	fg-fga	pct	fg-fga	pct	ft-fta	pct	off	def	tot	avg	pf	fo	ast	to	blk	stl	pts	avg
2015-16	36-27	1040/28.9	134-293	.457	95-211	.450	39-44	.886	22	104	126	3.5	81	0	65	36	8	23	402	11.2
2016-17	9-2	173/19.2	23-58	.397	14-38	.368	5-6	.833	5	14	19	2.1	16	0	5	7	1	3	65	7.2
TOTAL	45-29	1213/27.0	157-351	.447	109-249	.438	44-50	.880	27	118	145	3.2	97	0	70	43	9	26	467	10.4

SINGLE-GAME HIGHS [all-time ranking]:

Points: 21, at Nebraska -- 01/23/16; vs Northwestern -- 03/10/16

Rebounds: 11, vs Tulsa -- 03/16/16

Assists: 6, Penn State -- 01/02/16; Bryant -- 12/23/15

Steals: 2, at Nebraska -- 01/23/16; Bryant -- 12/23/15

Blocks: 2, vs Tulsa -- 03/16/16

FG made: 7, Houston Baptist -- 12/05/15

FG attempts: 14, Rutgers -- 01/27/16

3FG made: 6 [1-7th], Northern Kentucky -- 12/15/15

3FG attempts: 10, Minnesota -- 01/20/16

FT made: 6, at Nebraska -- 01/23/16

FT attempts: 7, vs Northwestern -- 03/10/16

Michigan Basketball Individual Career History

Simpson, Xavier

Season	gp-gs	min/avg	Total		3-Point		F-Throws		Rebounds				pf	fo	ast	to	blk	stl	Scoring	
			fg-fga	pct	fg-fga	pct	ft-fta	pct	off	def	tot	avg							pts	avg
2016-17	9-0	78/8.7	2-7	.286	1-3	.333	6-8	.750	1	3	4	0.4	12	0	9	6	1	4	11	1.2
TOTAL	9-0	78/8.7	2-7	.286	1-3	.333	6-8	.750	1	3	4	0.4	12	0	9	6	1	4	11	1.2

SINGLE-GAME HIGHS [all-time ranking]:

Points: 5, Howard -- 11/11/16

Rebounds: 1, at South Carolina -- 11/23/16

Assists: 2, Howard -- 11/11/16; vs MARQUETTE -- 11/17/16

Steals: 1, Howard -- 11/11/16; IUPUI -- 11/13/16; vs SMU -- 11/18/16

Blocks: 1, vs MARQUETTE -- 11/17/16

FG made: 2, Howard -- 11/11/16

FG attempts: 2, Howard -- 11/11/16

3FG made: 1, Howard -- 11/11/16

3FG attempts: 1, Howard -- 11/11/16; at South Carolina -- 11/23/16; Mt. St. Marys -- 11/26/16

FT made: 2, at South Carolina -- 11/23/16

FT attempts: 2, vs SMU -- 11/18/16; at South Carolina -- 11/23/16; Mt. St. Marys -- 11/26/16

Teske, Jon

Season	gp-gs	min/avg	Total		3-Point		F-Throws		Rebounds				pf	fo	ast	to	blk	stl	Scoring	
			fg-fga	pct	fg-fga	pct	ft-fta	pct	off	def	tot	avg							pts	avg
2016-17	7-0	22/3.1	0-2	.000	0-1	.000	3-4	.750	2	3	5	0.7	4	0	0	0	2	2	3	0.4
TOTAL	7-0	22/3.1	0-2	.000	0-1	.000	3-4	.750	2	3	5	0.7	4	0	0	0	2	2	3	0.4

SINGLE-GAME HIGHS [all-time ranking]:

Points: 2, vs SMU -- 11/18/16

Rebounds: 3, at South Carolina -- 11/23/16

Steals: 1, vs SMU -- 11/18/16; at South Carolina -- 11/23/16

Blocks: 1, vs SMU -- 11/18/16

FG attempts: 1, vs SMU -- 11/18/16

3FG attempts: 1, vs SMU -- 11/18/16

FT made: 2, vs SMU -- 11/18/16

FT attempts: 2, vs SMU -- 11/18/16

Wagner, Moritz

Season	gp-gs	min/avg	Total		3-Point		F-Throws		Rebounds				pf	fo	ast	to	blk	stl	Scoring	
			fg-fga	pct	fg-fga	pct	ft-fta	pct	off	def	tot	avg							pts	avg
2015-16	30-0	258/8.6	37-61	.607	2-12	.167	10-18	.556	20	28	48	1.6	47	0	4	16	6	6	86	2.9
2016-17	9-9	169/18.8	35-56	.625	9-18	.500	15-25	.600	11	19	30	3.3	16	0	6	11	6	7	94	10.4
TOTAL	39-9	427/10.9	72-117	.615	11-30	.367	25-43	.581	31	47	78	2.0	63	0	10	27	12	13	180	4.6

SINGLE-GAME HIGHS [all-time ranking]:

Points: 19, vs Charlotte -- 11/26/15

Rebounds: 8, vs Tulsa -- 03/16/16

Assists: 2, vs MARQUETTE -- 11/17/16

Steals: 3, Howard -- 11/11/16

Blocks: 4, vs Tulsa -- 03/16/16

FG made: 8, vs Charlotte -- 11/26/15

FG attempts: 9, vs Charlotte -- 11/26/15

3FG made: 3, Mt. St. Marys -- 11/26/16

3FG attempts: 5, Mt. St. Marys -- 11/26/16

FT made: 6, Howard -- 11/11/16

FT attempts: 7, Howard -- 11/11/16

Michigan Basketball Individual Career History

Walton Jr., Derrick

			Total		3-Point		F-Throws		Rebounds											Scoring	
Season	gp-gs	min/avg	fg-fga	pct	fg-fga	pct	ft-fta	pct	off	def	tot	avg	pf	fo	ast	to	blk	stl	pts	avg	
2013-14	37-36	989/26.7	91-212	.429	43-105	.410	69-87	.793	14	98	112	3.0	63	0	106	56	1	21	294	7.9	
2014-15	19-19	633/33.3	55-159	.346	29-81	.358	65-78	.833	8	81	89	4.7	33	0	57	35	1	23	204	10.7	
2015-16	33-33	1108/33.6	115-305	.377	63-163	.387	91-112	.813	17	162	179	5.4	64	1	147	67	3	59	384	11.6	
2016-17	9-9	306/34.0	30-81	.370	23-57	.404	26-29	.897	3	31	34	3.8	11	0	36	18	0	8	109	12.1	
TOTAL	98-97	3036/31.0	291-757	.384	158-406	.389	251-306	.820	42	372	414	4.2	171	1	346	176	5	111	991	10.1	

SINGLE-GAME HIGHS [all-time ranking]:

Points: 26, at Minnesota -- 02/10/16

Rebounds: 12, at Nebraska -- 01/23/16

Assists: 13 [t-1st], Youngstown State -- 12/19/15

Steals: 6 [t-1st], vs Notre Dame -- 03/18/16

Blocks: 1, 5 times

FG made: 9, at Minnesota -- 02/10/16

FG attempts: 15, at Minnesota -- 02/10/16

3FG made: 7 [t-2nd], vs SMU -- 11/18/16

3FG attempts: 12 [t-7th], vs SMU -- 11/18/16

FT made: 11 [t-11th], Minnesota -- 01/20/16

FT attempts: 12, Minnesota -- 01/20/16

Watson, Ibi

			Total		3-Point		F-Throws		Rebounds											Scoring	
Season	gp-gs	min/avg	fg-fga	pct	fg-fga	pct	ft-fta	pct	off	def	tot	avg	pf	fo	ast	to	blk	stl	pts	avg	
2016-17	8-0	46/5.8	5-14	.357	0-8	.000	1-2	.500	0	2	2	0.3	1	0	1	1	0	1	11	1.4	
TOTAL	8-0	46/5.8	5-14	.357	0-8	.000	1-2	.500	0	2	2	0.3	1	0	1	1	0	1	11	1.4	

SINGLE-GAME HIGHS [all-time ranking]:

Points: 4, vs MARQUETTE -- 11/17/16

Assists: 1, Howard -- 11/11/16

Steals: 1, at South Carolina -- 11/23/16

FG made: 2, vs MARQUETTE -- 11/17/16

FG attempts: 5, IUPUI -- 11/13/16

3FG attempts: 4, IUPUI -- 11/13/16

FT made: 1, at South Carolina -- 11/23/16

FT attempts: 2, at South Carolina -- 11/23/16

Wilson, DJ

			Total		3-Point		F-Throws		Rebounds											Scoring	
Season	gp-gs	min/avg	fg-fga	pct	fg-fga	pct	ft-fta	pct	off	def	tot	avg	pf	fo	ast	to	blk	stl	pts	avg	
2014-15	5-0	24/4.8	1-4	.250	0-1	.000	0-0	.000	1	5	6	1.2	4	0	0	1	3	0	2	0.4	
2015-16	26-0	158/6.1	27-57	.474	8-24	.333	8-11	.727	4	14	18	0.7	21	0	8	9	10	5	70	2.7	
2016-17	9-7	241/26.8	28-54	.519	6-16	.375	7-9	.778	17	52	69	7.7	21	1	10	7	14	5	69	7.7	
TOTAL	40-7	423/10.6	56-115	.487	14-41	.341	15-20	.750	22	71	93	2.3	46	1	18	17	27	10	141	3.5	

SINGLE-GAME HIGHS [all-time ranking]:

Points: 12, Youngstown State -- 12/19/15

Rebounds: 14 [t-8th], IUPUI -- 11/13/16

Assists: 3, Northern Michigan -- 11/13/15

Steals: 2, at SMU -- 12/08/15

Blocks: 5 [t-8th], IUPUI -- 11/13/16

FG made: 5, Youngstown State -- 12/19/15

FG attempts: 7, IUPUI -- 11/13/16; vs MARQUETTE -- 11/17/16

3FG made: 2, vs Charlotte -- 11/26/15; Youngstown State -- 12/19/15

3FG attempts: 5, at Purdue -- 01/07/16

FT made: 3, vs UConn -- 11/25/15; Howard -- 11/11/16; vs MARQUETTE -- 11/17/16

FT attempts: 4, vs UConn -- 11/25/15

Michigan Basketball
Individual Career History

Wright-Jones, Fred

Season	gp-gs	min/avg	Total		3-Point		F-Throws		Rebounds											Scoring	
			fg-fga	pct	fg-fga	pct	ft-fta	pct	off	def	tot	avg	pf	fo	ast	to	blk	stl	pts	avg	
2016-17	5-0	5/1.0	0-0	.000	0-0	.000	0-0	.000	0	0	0	0.0	0	0	0	1	0	0	0	0.0	
TOTAL	5-0	5/1.0	0-0	.000	0-0	.000	0-0	.000	0	0	0	0.0	0	0	0	1	0	0	0	0.0	

SINGLE-GAME HIGHS {all-time ranking}: