



Andy McNamara — Assistant Athletic Director, Communications
David Williford — Executive Assistant Athletic Director, Football Communications
Todd Miles, Greg Walker — Associate Directors • Joe Waltasti — Assistant Director
Men's Basketball Contact: Greg Walker (O: 541-346-2252; C: 541-954-8775; email: gswalker@uoregon.edu)

www.GoDucks.com
Twitter: @OregonMBB
Facebook: OregonMBB
541-346-5488 (P)

2016-17 SCHEDULE

NOVEMBER	Time	TV
7 NORTHWEST CHRISTIAN (EX)	W	86-51
11 ARMY	W	91-77
15 at Baylor	L	49-66
17 VALPARAISO	W	76-54
21 vs. Georgetown ¹	L	61-65
22 vs. Tennessee ¹	W	69-65 (ot)
23 vs. Connecticut ¹	W	79-69
28 BOISE STATE	W	68-63
30 WESTERN OREGON	W	93-54
DECEMBER	Time	TV
3 SAVANNAH STATE	W	128-59
11 ALABAMA	W	65-56
13 MONTANA	W	81-67
17 vs. UNLV ²	W	83-63
20 FRESNO STATE	W	75-63
28 No. 2 UCLA *	6 p.m.	ESPN2
30 No. 22 USC *	7 p.m.	FS1
JANUARY	Time	TV
4 at Washington *	6 p.m.	ESPN2
7 at Washington State *	4 p.m.	Pac-12 Net
14 OREGON STATE *	7:30 p.m.	Pac-12 Net
19 CALIFORNIA *	6 p.m.	ESPN/2
21 STANFORD *	3 p.m.	Pac-12 Net
26 at Utah *	7:30 p.m.	FS1
28 at Colorado *	6:30 p.m.	Pac-12 Net
FEBRUARY	Time	TV
2 ARIZONA STATE *	8 p.m.	FS1
4 ARIZONA *	TBD	ESPN
9 at UCLA *	7 p.m.	ESPN
11 at USC *	7:30 p.m.	Pac-12 Net
16 UTAH *	6 p.m.	ESPN2
18 COLORADO *	12 p.m.	FOX
22 at California *	6 p.m.	ESPN2
25 at Stanford *	1 p.m.	Pac-12 Net
MARCH	Time	TV
4 at Oregon State *	3 p.m.	ESPN/2
8-11 Pac-12 Tournament ³	TBD	Pac-12 Net/ ESPN

* Denotes Pac-12 game

1 - Maui Jim Maui Invitational, Lahaina, Hawaii

2 - Moda Center, Portland, Ore.

3 - Pac-12 Tournament, T-Mobile Arena, Las Vegas, Nev.

GAME 14

No. 21 Oregon Ducks (11-2, 0-0 Pac-12)
vs. No. 2 UCLA Bruins (13-0, 0-0 Pac-12)

THE STARTING FIVE

Oregon opens the Pac-12 slate in blockbuster fashion when No. 2 UCLA visits Eugene on Wednesday at 6 p.m. (ESPN2). UCLA will be the highest-ranked team to ever play at Matthew Knight Arena. Two nights later, undefeated USC visits MKA at 7 p.m. (FS1).

1 Oregon has held 12 straight opponents under 70 points, and has held the opposition below 40 percent shooting from the field in nine-of-13 games so far in 2016-17. The Ducks rank 14th nationally in field goal percentage defense (.373). Army, which scored 77 in the season opener, is the only team to reach 70 points against the Ducks so far this season.

2 The Ducks lead the nation at 8.2 blocks per game, and also lead the nation in total blocks with 107. Individually, **Chris Boucher** is seventh nationally in blocks per game (3.2), with **Jordan Bell** 21st (2.5 bpg).

3 The top two career blocked shots leaders in Oregon history are on the Ducks' 2016-17 roster. Junior **Jordan Bell** became UO's all-time leader in just his 50th career game and now shows 180. Nov. 21 against Georgetown, **Chris Boucher** passed **Blair Rasmussen** (116/1981-85) for second on the UO career list and now shows 145.

4 Dating back to last season, Oregon has been ranked in the Associated Press Top 25 for 16 consecutive weeks. That is the third-longest streak in school history behind 21 weeks over the 2006-07 and 2007-08 season and 18 weeks in the 2001-02 and 2002-03 seasons.

5 A little defense goes a long way. Under **Dana Altman**, Oregon is 112-14 when holding opponents under 70 points, including an 80-6 mark the last five seasons.

GAME 14 - OREGON VS. UCLA

Date	Wednesday, December 28, 2016
Tip Time	6:05 p.m. PT
Site	Eugene, Ore.
Stadium	Matthew Knight Arena
Stadium Capacity	12,364
Television	ESPN2
	Roxy Bernstein, play-by-play Bill Walton, analyst
Radio	Oregon IMG Sports Network 95.3 FM KUJZ in Eugene/Springfield Jerry Allen, play-by-play
Live Stats	GoDucks.com
Live Audio	GoDucks.com
Twitter	@OregonMBB
Internet	tunein.com
Satellite Radio	Sirius ch. 84 XM ch. 84

SERIES HISTORY

All-Time	UCLA leads, 86-34
Last Meeting	3-2-16 (Los Angeles, Calif.) Oregon 76, UCLA 68
Current Streak	Oregon +2
Last Oregon Win	3-2-16 (Los Angeles, Calif.) Oregon 76, UCLA 68
Last UCLA Win	2-14-15 (Los Angeles, Calif.) UCLA 72, Oregon 63

ATHLETIC COMMUNICATIONS

Asst. AD for Communications	Andy McNamara
Office Phone:	(541) 346-2253
Cell Phone:	(541) 543-0123
Email:	mcnamara@uoregon.edu
Associate Director (MBB)	Greg Walker
Office Phone:	(541) 346-2252
Cell Phone:	(541) 954-8775
Email:	gswalker@uoregon.edu

UNIVERSITY OF OREGON - STARTERS

No.	Name	Pos.	Ht.	Wt.	Cl.	Ex.	Hometown	PPG	RPG	OTHER
1	Jordan Bell	F	6-9	225	Jr.	2V	Long Beach, Calif.	10.3	8.3	2.5 bpg
24	Dillon Brooks	F	6-7	225	Jr.	2V	Mississauga, Ont.	12.7	2.2	3.0 apg
3	Payton Pritchard	G	6-2	200	Fr.	HS	West Linn, Ore.	7.7	2.6	3.5 apg
5	Tyler Dorsey	G	6-4	195	So.	1V	Los Angeles, Calif.	13.5	3.6	.397 3FG Pct.
31	Dylan Ennis	G	6-2	195	Sr*	RS	Brampton, Ontario	10.9	4.7	3.3 apg

UNIVERSITY OF OREGON - RESERVES

No.	Name	Pos.	Ht.	Wt.	Cl.	Ex.	Hometown	PPG	RPG	OTHER
25	Chris Boucher	F	6-10	200	Sr.	1V	Montreal, Quebec	14.1	7.8	3.2 bpg
41	Roman Sorkin	F	6-10	225	Jr.	1V	Ashdod, Israel	5.6	3.1	.516 FG Pct.
2	Casey Benson	G	6-3	185	Jr.	2V	Tempe, Ariz.	4.3	2.2	2.5 apg
35	Kavell Bigby-Williams	F	6-11	230	Jr.	TR	London, England	3.8	3.5	.739 FT Pct.
11	Keith Smith	F	6-7	205	Fr.	HS	Seattle, Wash.	2.6	1.6	
10	Charlie Noebel	G	6-2	178	Sr.	2V	Irvine, Calif.	0.0	0.5	
4	M.J. Cage	F	6-10	225	Fr.	HS	Santa Ana, Calif.	-	-	
13	Paul White	F	6-9	235	Jr.	TR	Chicago, Ill.			2016-17 redshirt

* 6th year senior

University Quick Facts

Name	University of Oregon
Location	Eugene, Ore.
Founded	1876
Enrollment	24,500
Nickname	Ducks
Mascot	The Duck
Colors	Green and Yellow
President	Michael Schill
Athletic Director	Rob Mullens
Faculty Representative	Tim Gleason
Facility	Matthew Knight Arena
Capacity	12,364
Press Row Phone	(541) 346-4497
Athletic Dept. Phone	(541) 346-4481
Ticket Office Phone	(541) 346-4461

Basketball Quick Facts

First Season	1902-03 (112th year)
All-Time Record	1,597-1,334
All-Time Postseason Record	44-27 (25 Appearances)
NCAA Tournament Appearances	14 (19-13, Last: 2016)
'39*, '45, '60, '61, '95, '00, '02, '03, '07, '08, '13, '14, '15, '16	
National Championships	1 (1939)
NIT Appearances	10 (11-10, Last: 2012)
'75, '76, '77, '84, '88, '90, '97, '99, '04, '12	
CBI Appearances	1 (5-1, Last: 2011+)
.....	*National Champions
.....	+CBI Champions
2015-16 Overall Record	31-7
2015-16 Pac-12 Record (Finish)	14-4 (1st)
2015-16 NCAA Tournament	3-1 (NCAA Elite 8)
Final Ranking	No. 6 (USA Today); No. 5 (AP)
Letterwinners Returning/Lost	7/4
Starters Returning/Lost	4/1
Newcomers	4
Key Returnees	Bell, Benson, Brooks,
.....	Boucher, Dorsey
Key Losses	Benjamin, Cook
Head Coach	Dana Altman (7th year)
Record at Oregon	165-66
Career Record	698-333 (32nd years)
NCAA Division I Record	575-309 (28th years)
Assistant Coach	Tony Stubblefield
Assistant Coach	Kevin McKenna
Assistant Coach	Mike Mennenga
Director of Basketball Operations	Josh Jamieson
Strength Coach	Adam Linens
Athletic Trainer	Clay Jamieson
Men's Basketball Contact	Greg Walker
Office Phone	(541) 346-2252
Cell Phone	(541) 954-8775
Email	gswalker@uoregon.edu
Assistant A.D., Communications	Andy McNamara
Office Phone	(541) 346-2253
Cell Phone	(541) 543-0123
Email	mcnamara@uoregon.edu
Athletics Website	GoDucks.com

2016-17 Oregon Men's Basketball Numerical Roster

No.	Name	Pos	Ht.	Wt.	Cl.	Exp.	Hometown (High School / College)
1	Jordan Bell	F	6-9	225	Jr.	2L	Long Beach, Calif. (Long Beach Poly HS)
2	Casey Benson	G	6-3	185	Jr.	2L	Tempe, Ariz. (Corona Del Sol HS)
3	Payton Pritchard	G	6-2	200	Fr.	HS	West Linn, Ore. (West Linn HS)
4	M.J. Cage	F	6-10	225	Fr.	HS	Santa Ana, Calif. (Mater Dei HS)
5	Tyler Dorsey	G	6-4	195	So.	1L	Los Angeles, Calif. (Maranatha HS)
10	Charlie Noebel	G	6-2	178	Sr.	2L	Irvine, Calif. (Mater Dei HS)
11	Keith Smith	F	6-7	205	Fr.	HS	Seattle, Wash. (Rainier Beach HS)
13	Paul White	F	6-9	235	Jr.	TR	Chicago, Ill. (Whitney Young HS / Georgetown)
24	Dillon Brooks	F	6-7	225	Jr.	2L	Mississauga, Ont. (Findlay Prep)
25	Chris Boucher	F	6-10	200	Sr.	1L	Montreal, Quebec (Damase Boulanger HS / New Mexico JC / Northwest College)
31	Dylan Ennis	G	6-2	195	Sr.-6	RS	Brampton, Ont. (Lake Forest Academy / Rice / Villanova)
35	Kavell Bigby-Williams	F	6-11	230	Jr.	TR	London, England (Harris Academy Beckenham / Gillette College)
41	Roman Sorkin	F	6-10	225	Jr.	2L	Ashdod, Israel (Hof HaSharon HS)

Head Coach: Dana Altman (Eastern New Mexico, 1980; Western State, 1981), 7th year (165-66)

Career Record: 698-333 (32nd year); NCAA Division I Record: 575-309 (28th year)

Assistant Coaches: Tony Stubblefield (Nebraska-Omaha, 1995), 7th year;

Kevin McKenna (Creighton, 1993), 7th year; Mike Mennenga (Morehead State, 1993), 3rd year

Director of Operations: Josh Jamieson (Southern Oregon, 2000), 13th year

Asst. Dir. of Operations: Robert McCullum (Birmingham Southern, 1976), 3rd year

Strength & Conditioning Coach: Adam Linens (North Carolina, 2005), 2nd year

Assistant Conditioning Coach: Allen Morill (Arizona State, 2006), 3rd year

Athletic Trainer: Clay Jamieson (Arizona, 1994), 19th year

Video Coordinator: Patrick Scully (Oregon, 2016), 1st year

Graduate Manager: Matt Zosel, 2nd year

Undergraduate Managers:

Patrick Benson, Robbie Ellis, Brian Jones,

Chris Reeves, Nick Ruiz

Administrative Assistant: Blake McMahon

Pronunciation Guide

Kavell Bigby-Williams	kah-VELL
Chris Boucher	boo-SHAY
Dylan Ennis	EN-iss
Mike Mennenga	MEN-eh-gah
Charlie Noebel	NO-bull

OREGON IMG SPORTS NETWORK - RADIO

Bend	KBND, 1100AM/105.9 FM
Burns	KBNH, 1230AM
Coos Bay	KWRO, 630AM
Eugene	KUJZ 95.3FM*
Florence	KCST, 106.9FM
Klamath Falls	KRJW, 1240AM
Lebanon	KGAL, 1580AM
Lincoln City	KBCH, 1400AM
Medford	KCMX, 880AM
Newport	KCUP, 1230AM
Portland	The Game, 750AM/102.7FM*
Roseburg	KQEN, 1240AM
Salem	KYKN, 1430AM
Tillamook	KTIL, 95.9FM
TuneIn Radio	

* Flagship Station

All regular-season games are broadcast on the 15-station Oregon IMG Sports Network. Jerry Allen, in his 30th season, will call the action. Oregon games can also be heard (on a game-to-game basis) on Sirius and XM satellite radio.

INTERNET COVERAGE FOR OREGON MBB

Live audio and stats will be available for all games on goducks.com. UO basketball representatives will make periodic appearances throughout the season on **Duck Insider**, a daily sports radio show webcast on goducks.com, hosted by Jerry Allen and Joey MacMurry from 1-3 p.m. that features interviews with coaches and student-athletes.

OREGON'S RECORD WHEN ...

At home	8-0
On the road.....	0-1
Neutral site.....	3-1
Overtime games	1-0
vs. Top-25 team	0-0
Leading at the half	9-0
Behind at the half	1-2
Tied at the half.....	1-0
Game decided by 1-4 points	1-1
Game decided by 5-9 points	2-0
Game decided by 10-14 points	4-0
Game decided by 15 points or more.....	4-1
UO scores under 50 points.....	0-1
UO scores 50-59 points	0-0
UO scores 60-69 points	3-1
UO scores 70-79 points	3-0
UO scores 80-89 points	2-0
UO scores 90-99 points	2-0
UO scores 100+ points	1-0
Opponent scores 70 or more points	1-0
Opponent scores 60-69 points	6-2
Opponent scores 50-59 points	4-0
Opponent scores under 50 points	0-0
UO out-rebounds the opponent	8-1
UO is out-rebounded by the opponent	2-1
Same number of rebounds.....	1-0
UO has more assists than opponents	9-0
UO has fewer assists than opponents.....	1-1
Same number of assists	1-1
UO has more steals than opponents.....	5-0
UO has fewer steals than opponents	6-1
Same number of steals.....	0-1
UO has more blocks than opponents	11-0
UO has fewer blocks than opponents.....	0-1
Same number of blocks	0-1
UO has a better shooting percentage	10-1
UO has a worse shooting percentage.....	1-1
Same shooting percentage	0-0
UO shoots 50 percent or better on FGs.....	4-0
UO shoots less than 50 percent on FGs.....	7-2
UO with more TOs than opponents.....	4-1
UO with fewer TOs than opponents	6-1
Same number of TOs.....	1-0
UO with more fouls than opponents	2-2
UO with fewer fouls than opponents.....	9-0
Same number of fouls	0-0
UO wearing white uniforms	2-0
UO wearing "Duck logo" white uniforms	2-0
UO wearing yellow uniform	1-1
UO wearing "Fighting Ducks" yellow uniforms.....	2-0
UO wearing "Throwback" yellow uniforms	1-0
UO wearing green uniforms.....	1-0
UO wearing "Throwback" green uniforms.....	0-0
UO wearing black uniforms.....	1-1
UO wearing Disruption black uniforms.....	0-0
UO wearing Veterans Day camo uniforms	1-0
UO in November games.....	6-2
UO in December games.....	5-0
UO in January games	0-0
UO in February games.....	0-0
UO in March games	0-0

RANKED FOES AT MATTHEW KNIGHT ARENA

No. 2 UCLA will be the highest-ranked team to ever play in Matthew Knight Arena. The current high is No. 3 Arizona (March 8, 2014, a 64-57 Oregon win). The No. 2 Bruins will be the highest-ranked team to visit Eugene since UCLA was ranked No. 1 on Jan. 6, 2007. The Bruins and the 16th-ranked Ducks played in one of the most memorable games ever at old McArthur Court. In a back-and-forth battle, **Aaron Brooks** banked in a jumper with time running down to lead Oregon to an epic 68-66 victory. Oregon is 6-1 all-time versus ranked foes in Matthew Knight Arena.

BELL BACK-TO-BACK

Jordan Bell established career highs in back-to-back games. He scored 16 points (with 12 rebounds) Dec. 17 against UNLV and then upped his career best to 23 points Dec. 20 against Fresno State. Bell is shooting 78.3 percent from the field (18-of-23) in his last three games.

BOUCHER'S BIG NIGHT

Dec. 13 against Montana, **Chris Boucher** became just the fourth player in the NCAA this season to record 20 points, 15 rebounds and five blocked shots in a single game. He scored 23 points with a career-high 19 points (a Matthew Knight Arena record) and five blocks. He was just one rebound shy of becoming the first Duck with a 20-20 game since the late **Greg Ballard** scored 41 points with 20 rebounds in a five-overtime game at California, Feb. 10, 1977.

ENNIS BREAKS FOUR YEAR-OLD CAREER MARK, NEARS 1,000 POINTS

Also in the Dec. 13 Montana game, sixth-year senior **Dylan Ennis** scored a career-high 22 points, which was one better than the 21 points he scored against East Carolina when he was a sophomore at Villanova (2012-13). Ennis comes into Wednesday's game with 950 career points as a collegian.

WIN STREAK AT MKA REACHES 33 GAMES

Oregon's winning streak at Matthew Knight Arena is currently at 33 games, which is the longest string of home wins in UO history. Oregon last dropped a home game Jan. 8, 2015 (Arizona, 80-62). Two of Oregon's four longest home winning streaks have come under **Dana Altman**.

Streak	First Win	Last Win	Ended By
33 games	1/10/2015 - Arizona State	12/20/2016 - Fresno State	
23 games	11/15/2001 - Alabama State	12/28/2002 - UC Riverside	Arizona (1/2/2003)
23 games	2/13/1937 - Idaho	1/6/1939 - Washington State	Washington State (1/7/1939)
20 games	2/9/2012 - Washington	1/26/2013 - Washington	Colorado (2/2/2013)

DUCKS' HOME WINNING STREAK THIRD NATIONALLY

Two long home winning streaks ended this month. UCLA halted Kentucky's 42-game streak Dec. 3, and Stephen F. Austin's 31-game streak came to an end Dec. 7. Oregon's 33-game home winning streak is now the third-longest in the nation (through Dec. 27).

Streak	Team
1. 46 games	Kansas
2. 34 games	South Dakota State
3. 33 games	Oregon

HOME COURT ADVANTAGE

The Ducks are 101-13 (.886) all-time at Matthew Knight Arena since the building opened in 2011.

SEC DOUBLE-UP

2 SEC wins. For the first time in program history, the Ducks have defeated two teams from the Southeastern Conference - Tennessee and Alabama - in the same season.

STAT NOTES

Oregon has held nine-of-13 opponents below 40 percent shooting from the field. The Ducks have also held 12 straight opponents below 70 points.

BROOKS CLIMBS SCORING LIST

Dillon Brooks has entered Oregon's top 25 in career scoring. He comes into the UCLA game with 1,175 career points. He passed **Joevan Catron** (1,167 points/2006-11) for 25th Dec. 20 against Fresno State. Up next are No. 24 **Bob Hamilton** (1,183/1943-46) and No. 23 **Dick Wilkins** (1,186/1944-48).

BIG BOARDS

Oregon grabbed its highest rebound total in decades when the Ducks corralled a Matthew Knight Arena record 67 Dec. 3 versus Savannah State. That was the most by the Ducks in at least two decades (records are incomplete), and came within shouting distance of the school record of 77 (vs. Brigham Young, 1-28-1955). **Kavell Bigby-Williams** led Oregon's effort with 11 rebounds against the Tigers, with another seven Ducks grabbing at season six rebounds. It was Bigby-Williams' second straight game with double-digit rebounds. He had 10 Nov. 30 against Western Oregon.

DUCKS IN THE POLLS

Week	AP	Coaches
Preseason	5	5
11-14	4	4
11-21	13	12
11-28	23	20
12-5	24	24
12-12	22	22
12-19	20	21
12-26	21	21

TEAM WINS (Bold = all wins came under Altman)

MOST TEAM WINS, SEVEN-SEASON SPAN

Seasons	Wins
2009-16	170
2010-17	165
1934-41	147
2000-07	147
2008-15	147

MOST TEAM WINS, SIX-SEASON SPAN

Seasons	Wins
2010-16	154
2011-17	144
2009-15	139
1935-41	131
1934-40	129

MOST TEAM WINS, FIVE-SEASON SPAN

Seasons	Wins
2011-16	133
2010-15	123
2012-17	120
1935-40	113
2009-14	113

MOST TEAM WINS, FOUR-SEASON SPAN

Seasons	Wins
2012-16	109
2011-15	102
2010-14	97
1935-39	94
1936-40	93
2013-17	92

MOST TEAM WINS, THREE-SEASON SPAN

Seasons	Wins
2013-16	81
2012-15	78
2011-14	76
1936-39	74
2014-17	68

UO CAREER COACHING VICTORIES

Rank	Wins	Coach	Years
1	235	Ernie Kent	1997-10
2	212	Howard Hobson	1935-47
3	180	W.J. Reinhart	1923-35
4	179	Steve Belko	1956-71
5	165	Dana Altman	2010-

DUCKS HAVE RECORD NIGHT VS. SAVANNAH STATE

Oregon set a number of team and Matthew Knight Arena records in its 128-59 win against Savannah State on Dec. 3, including points, field goals and assists. Here's a look at the records set: **University of Oregon TEAM and MATTHEW KNIGHT ARENA records**

Points – 128

(Previous UO record 121 vs. Portland, 2-16-1970; Previous MKA record 108 vs. Iowa, 3-18-2012)

Field Goals Made – 54

(Previous UO record 50 vs. Portland, 2-16-1970; Previous MKA record 42 vs. Concordia, 12-3-2014)

Assists – 36

(Previous UO record 30 at Hawaii-Hilo, 11-24-1995, vs. Florida A&M, 12-20-2002; Previous MKA record 26 vs. Iowa, 3-18-2012)

NOTE: Oregon's 69-point margin of victory was the second-largest in school history, trailing only the school record of 74 (91-17 vs. Bruno Studios, 12-28-1946).

Oregon also had seven players in double-figures for the first time in nine years. The last time that happened was 11-24-2007 vs. San Francisco (Maarty Leunen, 18, Tajuan Porter 17, Malik Hairston 16, Joevan Catron 14, Bryce Taylor 13, Kamyron Brown 11, LeKendric Longmire 11).

MATTHEW KNIGHT ARENA TEAM records (by Oregon unless otherwise indicated)

Scoring, One Half – 70

(Previous record 66 vs. Western Carolina, 11-13-2013)

Field Goal Attempts – 90

(Previous record 81 vs. Brigham Young, 12-21-2013)

3-Point Field Goal Attempts – 50 by Savannah State

(Previous record 36 by Washington State, 2-8-2015)

Rebounds – 67

(Previous record 60 vs. Concordia, 12-3-2014)

MATTHEW KNIGHT ARENA INDIVIDUAL records

Assists – 13 by Payton Pritchard, Oregon

(Ties record by Johnathan Loyd, Oregon, vs. Pacific, 11-29-2013, and Malcolm Armstead, Oregon, vs. Oregon State, 2-19-2011).

DUCKS TIE BLOCKS RECORD

Oregon tied the school and Matthew Knight Arena record with 13 blocked shots in the Nov. 11 season opener versus Army. **Jordan Bell** led the way with six.

VETERANS OFF THE FLOOR

Oregon has a trio of support staff members who are nearing, or have already reached milestones in 2016-17. Athletic trainer **Clay Jamieson** reached his 600th game on the Oregon bench when the Ducks faced Nov. 21 Georgetown in Maui. He's only missed three games since joining the Oregon staff in 1998-99. Oregon IMG radio announcer **Jerry Allen** is in his 30th season calling basketball games for the Ducks. The longest streak belongs to public address announcer **Don Essig**, who recently began his 50th season on the P.A.

2016-17 STARTING LINEUPS

Opponent (W/L)	G	G	G/F	F	F
Army (W)	Benson	Dorsey	Ennis	Bell	Boucher
Baylor (L)	Benson	Dorsey	Ennis	Bell	Boucher
Valparaiso (W)	Benson	Dorsey	Ennis	Bell	Boucher
Georgetown (L)	Benson	Dorsey	Ennis	Bell	Boucher
Tennessee (W)	Pritchard	Dorsey	Ennis	Bell	Boucher
Connecticut (W)	Pritchard	Dorsey	Ennis	Bell	Boucher
Boise State (W)	Pritchard	Dorsey	Ennis	Bell	Boucher
Western Oregon (W)	Pritchard	Dorsey	Ennis	Bigby-Williams	Boucher
Savannah State (W)	Pritchard	Dorsey	Ennis	Bell	Boucher
Alabama (W)	Pritchard	Dorsey	Ennis	Bell	Boucher
Montana (W)	Pritchard	Dorsey	Ennis	Bell	Boucher
UNLV (W)	Pritchard	Dorsey	Ennis	Bell	Brooks
Fresno State (W)	Pritchard	Dorsey	Ennis	Bell	Brooks

Number of different lineups: 3

Record with different lineups (sorted by most starts):

6-0	Pritchard, Dorsey, Ennis, Bell, Boucher
2-2	Benson, Dorsey, Ennis, Bell, Boucher
2-0	Pritchard, Dorsey, Ennis, Bell, Brooks
1-0	Pritchard, Dorsey, Ennis, Bigby-Williams, Boucher

Career starts at UO: Brooks 73, Benson 51, Dorsey 48, Boucher 46, Bell 36

Consecutive starts at UO: Dorsey 41

FORMER STUDENT-ATHLETE PHIL KNIGHT PLEDGES \$500 MILLION FOR SCIENCE

UO graduate and former track and field student-athlete Phil Knight, the co-founder of Nike, and his wife Penny in October made a half-a-billion dollar commitment to scientific research at the University of Oregon. It is the largest gift ever bestowed to a public university. "This act of philanthropy from Penny and Phil Knight is breathtaking," said University of Oregon President Michael Schill. "This is a seminal moment for the University of Oregon, an inflection point that will shape the trajectory of the university and this state for the next century and beyond." The Knight's \$500 million donation will fund the construction of a new science complex on the Eugene campus. Research at the new site will focus on life sciences such as biology, microbiology, biochemistry and other disciplines. "While not without risk, we believe the expected societal returns from such investments are high," said Knight. "And here at home in Oregon, we believe the potential to arm our talented young people with the skills and tools they will need to have a lasting impact on the world and to pursue rewarding careers makes such investments essential."

DUCKS INK NATION'S NO. 8 RECRUITING CLASS

Head coach **Dana Altman** has landed his second-straight top-12 recruiting class with the signing of three high school players to National Letters of Intent. The Ducks announced on Nov. 11 that Victory Bailey Jr., Troy Brown, Jr., and Abu Kigab have signed with the University. The trio is ranked as the No. 8 class in the nation by ESPN. Oregon's signees are ranked ninth by 247Sports.com, which listed last year's Duck class at No. 12.

VICTOR BAILEY JR., G, 6-3, 175, Austin, Texas (McNeil High School)

A four-star recruit with a scout grade of 82 according to ESPN.com... 90th-ranked player overall on ESPN's top 100, and the 24th-ranked overall shooting guard for 2017... Sixth-best player in Texas according to bustingbrackets.com... Has scored a total of 1,616 points over the course of his high school career... During his junior year he shot 50.7 percent from the field and averaged 20.3 points per game... Helped lead McNeil High School to two district titles as well as qualifying for the playoffs all three years... During his freshman season was voted District 16-5A newcomer of the year... Was voted district MVP as both a sophomore and a junior... Is the son of Olympic 400-meter hurdles bronze medalist Tonja Buford-Bailey and former NFL wide receiver Victor Bailey.

TROY BROWN JR., G, 6-7, 215, Las Vegas, Nev. (Centennial HS)

Five star recruit with a scout grade of 93 according to ESPN... Ranked 18th in ESPN's top 100, and is the fifth-ranked small forward for 2017... 247Sports tabs Brown at No. 13 overall and No. 3 nationally among small forwards... Is the top-ranked player from the state of Nevada... Named first team all-Nevada by USA Today after his junior season in 2016... All-American honorable mention both his sophomore and junior years... All-State first team as a sophomore and junior... As a sophomore was named the Northwest League Co-MVP... Maxpreps Freshman All-American second team... Selected for the 2016 USA Basketball Men's U17 World Championship Team... Averaged 19 points, 9.5 rebounds, and 6.3 assists as a junior to lead his team to the regional finals... Helped his team win the Northwest League championship his freshman and sophomore years... Is the son of Troy Sr., and Lynn Brown.

ABU KIGAB (pronounced KEY-gab), F, 6-6, 200, Napa, Calif. (Prolific Prep Academy)

A four-star recruit with a scout grade of 81 according to ESPN.com... Rated as the second best small forward in California according to Scout.com... Formerly from St. Catharines, Ontario, where he played for St. Francis Phoenix before transferring to Prolific Prep in Napa... Averaged 13.2 points, 6.8 rebounds, and 4.5 assists as a junior... Played for Canada in the FIBA Americas U18 Championship where he averaged 8.4 points per game, helping lead his team to the championship game where he went on to have 17 points and 10 rebounds... Is the son of Sultan and Mashair Kigab.

DUCKS REACH HIGH MARK IN HUMAN POLLS

The Ducks' ranking of No. 4 by the Associated Press in the Nov. 14 poll was Oregon's highest-ever ranking by A.P. The previous high was No. 5, which happened in the 2016-17 preseason poll, as well as for two weeks in December of 2002. The No. 5 ranking was the Ducks highest ever in a preseason poll. Oregon's No. 5 preseason ranking in the USA Today Coaches' Poll is one spot shy of the all-time high of No. 4, which came in the March 14, 2016, poll.

PLAYING THE PERCENTAGES

For 2016-17, Oregon returns 69 percent of its scoring, 66 percent of its rebounding, 71 percent of its assists, 58 percent of its steals and 85 percent of its blocked shots from last season.

PERSONNEL LOSSES FROM 2015-16 FEW, BUT KEY

The Ducks graduated just two scholarship seniors from that 2015-16 team, but they were key players. All-Pac-12 forward **Elgin Cook** started all 38 games and averaged 14.8 points and 5.1 rebounds per contest, while forward **Dwayne Benjamin** was invaluable as Oregon's sixth man, averaging 7.8 points per game.

CAREER SCORING

Rank	Points	Player	Games	Years
1	2,085	Ron Lee	112	1972-76

18	1,301	Charlie Warren	80	1959-62
19	1,263	Terrell Brandon	57	1989-91
20	1,259	Maarty Leunen	127	2004-08
	1,259	Elgin Cook	108	2013-16
22	1,234	A.D. Smith	117	1995-00
23	1,186	Dick Wilkins	105	1944-48
24	1,183	Bob Hamilton	105	1943-46
25	1,175	Dillon Brooks	83	2014-17
26	1,167	Joevan Catron	133	2006-11
27	1,163	Roger Wiley	105	1944-49
28	1,152	Terik Brown	116	1995-99
29	1,090	Charlie Franklin	73	1955-58
30	1,087	Nick Jones	78	1964-67
31	1,082	Mike Clark	108	1977-81
32	1,078	Garrett Sim	136	2008-12

SEASON SCORING

Rank	Points	Player	Games	Years
1	745	Terrell Brandon	28	1991
	745	Joseph Young	36	2015
3	656	Luke Jackson	31	2004
4	650	Fred Jones	34	2002
5	649	Luke Ridnour	33	2003
6	643	Joseph Young	34	2014
7	639	Stan Love	26	1971
8	635	Dillon Brooks	38	2016
9	629	Greg Ballard	29	1977
10	621	Aaron Brooks	35	2007

SEASON FIELD GOALS

Rank	FG	Player	Games	Years
1	273	Terrell Brandon	28	1991
2	265	Joseph Young	36	2015
3	247	Stan Love	26	1971
4	238	Dick Wilkins	45	1945
5	238	Greg Ballard	29	1977
6	231	Dillon Brooks	38	2016
7	230	Ron Lee	30	1975
8	224	Anthony Taylor	30	1987
9	220	Charlie Warren	26	1962
10	215	Fred Jones	35	2002

SEASON FIELD GOAL PERCENTAGE

Rank	PCT	Player	Games	Years
1	.619	Richard Lucas	28	1991
2	.597	Jordan Bell	35	2015
3	.595	Arsalan Kazemi	35	2013
4	.578	Elgin Cook	34	2014
5	.576	Jordan Bell	30	2016
6	.571	Greg Trapp	29	1984
7	.562	Ian Crosswhite	31	2004
8	.565	Olu Ashaolu	34	2012
9	.559	Maarty Leunen	32	2008
10	.555	Jerry Adams	28	1986

SINGLE GAME BLOCKED SHOTS

Rank	Blks.	Player	Opponent	Date
1	9	Chris Boucher	Arkansas State	11-15-2015
2	8	Blair Rasmussen	Davidson	12-27-1984
	8	Jordan Bell	Arizona State	1-10-2015
4	7	Chris Boucher	Arizona State	1-13-2016
5	6	Jordan Bell	Portland State	11-30-2014
	6	Chris Boucher	Utah	1-14-2016
	6	Chris Boucher	Colorado	2-5-2016
	6	Jordan Bell	Army	11-11-2016
9	5	22 tied		

SEASON BLOCKED SHOTS

Rank	Blks.	Player	Games	Year
1	110	Chris Boucher	38	2015-16
2	94	Jordan Bell	35	2014-15
3	53	Jordan Bell	30	2014-16
4	51	Tony Woods	33	2011-12
5	42	Blair Rasmussen	29	1983-84
6	41	Bob Fife	28	1990-91
7	40	Tony Woods	37	2012-13
8	38	Bob Fife	29	1989-90
	38	Chris Christoffersen	35	2001-02
10	37	Michael Dunigan	28	2009-10
ALSO				
	35	Chris Boucher	11	2016-17
	33	Jordan Bell	13	2016-17

CAREER BLOCKED SHOTS

Rank	Blks.	Player	Games	Years
1	180	Jordan Bell	78	2014-17
2	145	Chris Boucher	58	2015-17
3	116	Blair Rasmussen	114	1981-85
4	93	Bob Fife	80	1989-93
5	91	Tony Woods	70	2011-13

PAC-12 TEAM SEASON BLOCKED SHOTS

1	224	Washington	2016
2	221	Oregon	2016
3	211	Arizona State	2013
4	199	UCLA	2011
5	192	Arizona	2000

PAC-12 INDIVIDUAL SEASON BLOCKED SHOTS

Rank	Blks.	Player	Years
1	133	Jordan Bachynski, ASU	2014
2	120	Jordan Bachynski, ASU	2013
3	115	Mario Bennett, ASU	1995
4	113	Rodger Farrington, ASU	1997
5	110	Chris Boucher, Oregon	2016

PAC-12 CAREER A/TO RATIO

1.	4.00	Casey Benson, Oregon (2014-16; 87 G)
2.	3.56	Darren Collison, UCLA (2005-09; 141 G)
3.	3.03	T.J. McConnell, Arizona (2013-15; 76 G)
4.	2.91	Kyle Dodd, ASU (1999-2003; 122 G)
5.	2.67	Derek Glasser, ASU (2006-2010; 131 G)

(Minimum 50 games played)

DUCKS IN THE NBA

Oregon currently has two players in the NBA, **Aaron Brooks** (ninth season) and **Joseph Young** (second season) who both play for the Indiana Pacers.

DUCKS IN THE D-LEAGUE

Oregon currently has four players in the NBA Development League. **Jason Calliste** (2014) is with the Maine Red Claws, **Elgin Cook** (2014-16) is with the Santa Cruz Warriors, **Michael Dunigan** (2009) is with the Canton Charge and **E.J. Singler** (2010-13) is with Raptors 905.

NATIONAL RANKINGS - TEAM

Oregon leads nation in blocks and is in the top 50 of a number of defensive categories.

	Stat	NCAA Rank	Pac-12 Rank
Scoring Offense	78.3 ppg		6
Scoring Defense	63.2 ppg	30	3
Scoring Margin	+15.2	30	3
FG Pct.	.469		4
FG Pct. Defense	.373	14	2
3FG Pct. Defense	.286	15	1
Free Throw Pct.	.727		5
Rebounds	40.4 rpg	37	4
Rebound Margin	+8.5	19	3
Assists	16.2 apg		2
Blocks	8.2 bpg	1	1
Assists-to-TO Ratio	1.1-to-1		4
Turnover Margin	+0.7		4

NATIONAL RANKINGS - INDIVIDUAL

Individually, **Chris Boucher** and **Jordan Bell** are among the national leaders in blocked shots.

Chris Boucher	Stat	NCAA Rank	Pac-12 Rank
Scoring	14.1 ppg		20
FG Pct.	.588	33	5
Rebounds	7.8 rpg		12
Blocks	3.2 bpg	7	1
Jordan Bell			
FG Pct.	.588		5
Rebounds	8.3 rpg		10
Blocks	2.5 bpg	21	4
Dillon Brooks			
Scoring	12.7 ppg		28
Assists	3.0 apg		15
Steals	1.1 spg		15
Dylan Ennis			
Assists	3.3		12
FT Pct.	.815		10
Assist-to-TO	1.7-to-1		8
Tyler Dorsey			
Scoring	13.5 ppg		22
3FG Made	2.1 pg		9
Payton Pritchard			
Assists	3.5 apg		8
Assist-to-TO	2.0-to-1		6

HEY MAN, NICE SHOT

Oregon has made at least one three-point field goal in 648 consecutive games. The Ducks' last game without a three-pointer was Feb. 6, 1997, versus Washington. Ironically, the Ducks held an opponent without a three-pointer for the first time in 10 seasons when Cal went 0-for-12 from three-point range on Jan. 6, 2016.

NON-CONFERENCE RECORD AT MKA

The Ducks are now 51-2 all-time in non-conference games at Matthew Knight Arena. Oregon's 79-73 loss to Mississippi in 2014-15 was just the second non-conference home defeat while playing at Matthew Knight Arena. The other time Oregon lost a non-conference game at MKA was on Dec. 18, 2011, when Virginia defeated the Ducks 67-54. UO won 28 non-conference games in a row at MKA between the two losses.

19 CONSECUTIVE WINNING SEASONS

Dana Altman is one of just six active head coaches in NCAA Division I that has posted a winning record for 19 consecutive seasons. For Altman, that streak runs from the 1997-98 season through last season, and covers his final 13 seasons at Creighton and his first six in Eugene.

Active 19-plus Consecutive Winning Seasons as a Head Coach

1. 40 Jim Boeheim - Syracuse, 1976-77 – 2015-16
2. 33 Mike Krzyzewski - Duke, 1983-84 – 2015-16+
3. 28 Roy Williams - Kansas, North Carolina, 1988-89 – 2015-16
4. 21 Bill Self - Oral Roberts, Tulsa, Illinois, Kansas, 1995-96 – 2015-16
5. 20 Tom Izzo - Michigan State, 1996-97 – 2015-16
6. 19 **Dana Altman - Creighton, Oregon, 1997-98 – 2015-16**

+ During the '94-95 season, Krzyzewski coached the team to a 9-3 record before taking a leave of absence to recover from back surgery.

ALTMAN JOINS RARE PAC-12 CLUB

Dana Altman became just the third coach in league history to win Coach of the Year honors in back-to-back seasons joining Stanford's Mike Montgomery (2003, 2004) and Arizona's Lute Olson (1988, 1989 and 1993, 1994). Altman trails only Olson (seven) and Montgomery (four) for career conference coach of the year awards.

OREGON EARNS SIXTH STRAIGHT WINNING SEASON

The Ducks secured their sixth straight winning season in 2015-16. It was just the fourth time in school history that Oregon strung together six or more consecutive winning seasons. The Ducks last did that from 1973-78, when **Dick Harter's** Kamikaze Kids forged six straight winning seasons. The other two such streaks are seven seasons from 1934-40 for coaches **William Reinhart** and **Howard Hobson**, and 10 consecutive seasons from 1923-32 under **George Bohler** and Reinhart.

UNDEFEATED AT HOME

Last season, Oregon finished undefeated at home (18-0) for just the fifth time in school history, and for only the second time in the last 78 years. The most recent one came in 2001-02 (16-0). The others are 1937-38 (16-0), 1925-26 (6-0) and 1911-12 (7-0)

MILESTONES FOR OREGON IN 2015-16

- * Most Wins, 6-season period (154)
- * Most Wins, 5-season period (133)
- * Most Wins, 4-season period (109)
- * Most Wins, 3-season period (81)
- * School season-record 31 wins
- * First-ever No. 1 seed to the NCAA Tournament
- * Pac-12 regular season and tournament champions, same season
- * Undefeated at home (18-0) for the fifth time in school history
- * First time with six consecutive 20-win seasons
- * Second time winning 100 games in four seasons
- * Longest home winning streak (25 games)
- * Four consecutive NCAA Tournament appearances
- * Team season record 221 blocked shots
- * Chris Boucher - Individual season record 110 blocks
- * Elgin Cook - UO career NCAA Tournament record for points (119) and rebounds (49)
- * Casey Benson - NCAA leader in assist-to-turnover ratio (4.9-to-1)
- * Jordan Bell - UO career record 147 blocks
- * Dillon Brooks - First UO player to reach 1,000 career points as a sophomore

PLAYING AT AN ELITE LEVEL

The Ducks advanced to the Elite Eight for the sixth time in school history last season (1939, 1945, 1960, 2002, 2007, 2016). Interestingly, six of Oregon's last eight NCAA Tournament losses have come to Final Four teams.

REACHING RECORD WINS

The Ducks' record of 31-7 was the program's best mark in 77 years. The 1938-39 Tall Firs, which won the first NCAA title, finished the season 29-5. Oregon's 31 wins broke the previous record of 30 set in 1945.

HISTORY MAKING CHAMPIONSHIPS

For the first time in school history, Oregon won both the Pac-12 regular season and tournament titles. It was Oregon's fifth all-time regular season title (1919, 1939, 1945, 2002, 2016) and fourth tournament crown (2003, 2007, 2013, 2016).

2016-17 HONORS

Dillon Brooks

AP Preseason All-America
Sports Illustrated Preseason All-America
USA Today Preseason All-America
CBS Sports Preseason All-America
Wooden Award Preseason Top 50
Naismith Trophy Watch List
Julius Erving Small Forward of the Year Watch List

Chris Boucher

Wooden Award Preseason Top 50
Naismith Trophy Watch List
Kareem Abdul-Jabbar Center of the Year Watch List

Tyler Dorsey

Wooden Award Preseason Top 50
Jerry West Shooting Guard of the Year Watch List

Team

First preseason No. 1 ranking (Lindy's)
First time selected No. 1 in Pac-12 poll
First Sports Illustrated cover since 1977

DOUBLE-DOUBLES

Chris Boucher (Season - 1; Career - 10)

	PTS	REB
Montana (12-13-16)	23	19
Oklahoma (3-26-16)	14	10
Washington (3-10-16)	19	11
Washington State (2-24-16)	18	13
Arizona State (1-31-16)	26	10
UCLA (1-23-16)	18	10
Long Beach State (12-18-15)	14	10
UC Irvine (12-15-15)	11	13
Navy (12-7-15)	14	14
UNLV (12-4-15)	11	11

Dillon Brooks (Season - 0; Career - 5)

Stanford (1-10-16)	15	10
Fresno State (11-30-15)	21	10
Valparaiso (11-22-15)	26	13
Concordia (12-3-14)	14	11
Portland State (11-30-14)	16	14

Jordan Bell (Season - 1; Career - 3)

UNLV (12-17-16)	16	12
Concordia (12-3-14)	10	11
Portland State (11-30-14)	10	10

Kavell Bigby-Williams (Season - 1; Career - 1)

Savannah State (12-3-16)	11	11
--------------------------	----	----

MATT ARENA RECORDS

TEAM

Scoring	128 vs. Savannah State, 12-3-2016
Scoring, One Half	70 vs. Savannah State, 12-3-2016
Scoring, Two Teams	205, Oregon (108) vs. Iowa (97), 3-18-2012
Scoring, Two Teams, One Half	110, Oregon (66) vs. Western Carolina (44), 11-13-2013
Field Goals Made	54 vs. Savannah State, 12-3-2016
Field Goal Attempts	90 vs. Savannah State, 12-3-2016
Field Goal Percentage653 (32-49) vs. Western Carolina, 11-13-2013
3-Point Field Goals Made	15 vs. Utah, 3-3-2012
3-Point Field Goal Attempts	50 by Savannah State, 12-3-2016
.....	(Oregon Record: 35 vs. Savannah State, 12-3-2016)
3-Point Field Goal Percentage692 (9-13) vs. UCLA, 1-24-2015
Free Throws Made	35 vs. Western Carolina, 11-13-2013
Free Throw Attempts	47 vs. Western Carolina, 11-13-2013
Free Throw Percentage	1.000 (14-14) by Valparaiso, 11-17-2016
.....	(Oregon Record: 1.000 (10-10) vs. Washington, 2-4-2015)
Rebounds	67 vs. Savannah State, 12-3-2016
Fouls	34 by Western Carolina, 11-13-2013
.....	(Oregon Record: 26 vs. Oregon State, 1-29-2012; vs. Arizona State, 1-10-2015)
Fouls, Two Teams	53, Oregon (19) vs. Western Carolina (34), 11-13-2013
Assists	36 vs. Savannah State, 12-3-2016
Turnovers	24, 4 times (last vs. Washington, 1-26-2013)
Blocks	13 vs. Arkansas State, 11-25-2015
Steals	16 vs. USC, 2-1-2014
Winning Streak	33 games, 1-10-2015 vs. Arizona State to 12-20-2016 vs. Fresno State

INDIVIDUAL

Scoring	36, Joseph Young vs. Western Carolina, 11-13-2013
Field Goals Made	13, Tyler Haws, Brigham Young, 12-21-2013
.....	(Oregon Record: 12, Joseph Young vs. Washington, 2-4-2014;
.....	12, Dillon Brooks vs. Valparaiso, 11-22-2015;
.....	12, Dillon Brooks vs. Utah, 2-7-2016;
.....	12 Tyler Dorsey vs. Savannah State, 12-3-2016)
Field Goal Attempts	25, Troy Huff, North Dakota, 11-30-2013
.....	(Oregon Record: 24, Dillon Brooks vs. Valparaiso, 11-22-2015)
Field Goal Percentage (Min. 7 att.)909 (10-11), Dwayne Benjamin vs. Washington State, 2-8-2015
3-Point Field Goals Made	8, Travis Hammonds, Long Beach State, 12-18-2015
.....	(Oregon Record: 6, Jay-R Strowbridge vs. Oregon State, 2-19-2011;
.....	6, Johnathan Loyd vs. Texas-El Paso, 11-29-2011;
.....	6, Joseph Young vs. Coppin State, 11-14-2014)
3-Point Field Goal Attempts	14, Scott Bamforth, Weber State, 3-16-2011
.....	(Oregon Record: 12, Joseph Young vs. Detroit, 11-17-2014;
.....	12, Joseph Young vs. USC, 1-22-2015)
3-Point Field Goal Percentage (Min. 5 att.)875 (7-8), Roy Devyn Marble, Iowa, 3-18-2012
Free Throws Made	16, E.J. Singler vs. UCLA, 1-21-2012;
.....	16, Joseph Young vs. California 1-9-14
Free Throw Attempts	17, E.J. Singler vs. UCLA, 1-21-2012
.....	17, Joseph Young vs. California 1-9-14
Free Throw Percentage	1.000 (13-13), Jason Calliste vs. Brigham Young, 12-21-2013
Rebounds	19, Chris Boucher vs. Montana, 12-13-2016
Assists	13, Johnathan Loyd vs. Pacific, 11-29-2013;
.....	13, Malcolm Armstead vs. Oregon State, 2-19-2011;
.....	13, Payton Pritchard vs. Savannah State, 12-3-2016
Turnovers	9, Kyle Anderson, UCLA, 1-31-2014;
.....	(Oregon Record: 7, E.J. Singler vs. Washington, 1-26-2013;
.....	7, E.J. Singler vs. Nevada, 12-31-2012)
Blocks	9, Chris Boucher vs. Arkansas State, 11-25-2015
Steals	6, Joseph Young vs. USC, 2-1-2014

(Oregon Best in Parentheses)

DUCKS ALSO SCORE HIGH ON COMPUTER TESTS

Oregon's computer numbers were among the best in the nation. The Ducks finished the regular season as the No. 2 RPI team in the NCAA, CBSSports and ESPN indexes. The Ducks also played the second-toughest schedule in the nation according to ESPN. In addition to the RPI and SOS, the Ducks led the nation with 22 ESPN RPI top-100 wins.

DUCKS SET BLOCKS RECORD, SURPASS OLD PAC-12 MARK

Thanks to **Chris Boucher's** efforts, for the second straight season and for the fourth time in six years under **Dana Altman**, Oregon broke the school's single season blocks record with 221 in 2015-16. The year before, Oregon blocked an all-time high 157 shots. That broke the 2012-13 mark of 146, which broke the record of 121 from 2011-12. Boucher was seventh nationally at 2.9 blocks per game, while former single-season record-holder **Jordan Bell** had 53 blocks on the season. Further, the Ducks' 221 blocks on the season surpassed the previous Pac-12 mark of 211 set by Arizona State in 2013. However, it was not a Pac-12 record as Washington had 224 blocks on the year.

THE SWATTERBOY

Chris Boucher was seventh nationally in blocked shots in 2015-16, averaging 2.9 per game. He blocked at least four shots 12 times during the season, including six Feb. 4 against Colorado and seven at Arizona State Jan. 31. Boucher - and yes, it's pronounced the same as Adam Sandler's iconic character Bobby Boucher - was playing just his fourth season of organized basketball and speaks four different languages. He became the UO single-season blocked shots leader March 2 at UCLA and finished with 110 on the year, which ranked fifth on the Pac-12 single season list. He is also third on the UO career list with that same 110 total. Boucher broke the UO single-game record with nine blocks Nov. 25 versus Arkansas State, snapping one of Oregon's longest standing records. That was one better than the eight blocked by **Blair Rasmussen** Dec. 27, 1984, versus Davidson, and matched last season by **Jordan Bell** against Arizona State. Boucher helped Oregon break the school single-game record for blocked shots with 13, which was one better than the 12 against Portland State last year. Both marks were also Matthew Knight Arena records.

BOUCHER'S BLOCKS AND THREES

Chris Boucher is the first player in Pac-12 history - and just the third in the NCAA since 1996-97 - to have 100 blocked shots and made 35 three-point field goals in a single season. Boucher had 110 blocks and 39 threes in 2015-16. The other two players with those numbers are K.J. McDaniels of Clemson (100/42, 2013-14) and Eddie Griffin of Seton Hall (133/41, 2000-01).

TAKE IT EASY

Casey Benson has always had a solid assist-to-turnover ratio in his career, but that was taken to extremes in 2015-16. He had just 24 turnovers in 1,091 minutes played, compared to 117 assists, to lead the nation with a 4.9-to-1 assist to turnover ratio. At one point during the season, Benson's ATO was 15.5-to-1. Benson had a career-best nine assists (no turnovers) Dec. 15 versus UC Irvine. He helped Oregon defeat Utah Jan. 14 by scoring a career-high 15 points. March 5, he scored 12 points against Washington as the Ducks finished a perfect 18-0 season at home. He was one assist shy of a career high, as well as the UO NCAA Tournament record, with eight assists and 11 points in the Sweet 16 against Duke. Benson also has the best career A-TO average in Pac-12 history (4.00-to-1).

YOUNG AMERICANS

Not to be outshined by his Canadian teammates, **Tyler Dorsey** was one of the top producers among Pac-12 freshmen at 13.4 points per game. He was also 10th in the conference in three-point field goal percentage (.406). Dorsey reached double figures in 27 games in 2015-16 and had six 20-point games, including a career-high tying 25 Feb. 20 against Oregon State. March 2 at UCLA, Dorsey netted 20 points with a career-best nine rebounds and four three-pointers, and followed that with 19 points March 5 at USC. He dropped in 23 in the Pac-12 Tournament championship game versus Utah and came up big with 14 points in the second round of the NCAA Tournament against Saint Joseph's.

FINISHING STRONG

Under Coach **Dana Altman**, Oregon has a 38-16 record (.704) during the second half of Pac-12 play. That breaks down to 4-5 in 2011, 7-2 in 2012, 5-4 in 2013, 7-2 in 2014, 8-1 in 2015, and 7-2 in 2016. Only Arizona (41) has won more over the last six seasons.

Second Half of Pac-12 Play, 2011-16

Arizona	41-13	.759
Oregon	38-16	.704
UCLA	34-20	.630
California	33-21	.611
Utah	24-21*	.533
Colorado	23-22*	.511
Washington	25-29	.463
Stanford	24-30	.444
Arizona State	23-31	.426
Oregon State	22-32	.407
USC	19-35	.352
Washington State	14-40	.264

*joined Pac-12 in 2011-12

IT'S NOT EASY BEING GREEN

Matthew Knight Arena was recently selected as one of the nation's 11 greenest college basketball arenas by LawnStarter. Opened in 2011, MKA received LEED Gold certification: Gold. Among the green features cited by LawnStarter were a 50 percent reduction in water use for landscaping, water use for the building as a whole reduced by 30 percent, and indoor air quality was enhanced with low-emitting construction materials like carpet, paint, wood and sealants.

"O" CANADA

The Ducks have three players on the current team from Canada:

Dillon Brooks, **Dylan Ennis** and **Chris Boucher**. They are the latest in a recent line of Ducks, most from the Toronto area, to hail from the Great White North. The northern flock:

- * Olu Ashaolu (Toronto, 2012)
- * Devoe Joseph (Toronto, 2012)
- * Richard Amardi (Toronto, 2014)
- * Jason Calliste (Scarborough, Ont., 2014)
- * Dillon Brooks (Mississauga, Ont., 2015-17)
- * Chris Boucher (Montreal, 2016-17)
- * Dylan Ennis (Brampton, Ont., 2016-17)

HOME OPENING STREAK CONTINUES

The Ducks have now won 19 straight home openers. Oregon last dropped a home opener at the beginning of the 1997-98 season, 56-54 to Portland State.

USC STREAK

The Ducks' current streak of 12 straight wins over USC is Oregon's longest ever against the Trojans. UO's previous best in the series was nine straight from 1986-87 to 1990-91.

THE LAST TIME OREGON

Team

Scored 100+ pts.....*128, vs. Savannah State (12-3-16)
 Held opponent under 50 pts.....47, vs. Navy (12-7-15)
 Held opponent under 40 pts.....38, vs. Nebraska (12-15-12)
 Won by 20+ pts.....20 (83-63), vs. UNLV (12-17-16)
 Won by 30+ pts.....69 (128-59), vs. Savannah State (12-3-16)
 Won by 40+ pts.....69 (128-59), vs. Savannah State (12-3-16)
 Won by 50+ pts.....69 (128-59), vs. Savannah State (12-3-16)
 Made 50%+ FG.....53.3% vs. UNLV (12-17-16)
 Made 60%+ FG.....60.0% vs. Savannah State (12-3-16)
 Made 65%+ FG.....65.3% vs. Western Carolina (11-13-13)
 Held opponent under 40%.....32.7% vs. UNLV (12-17-16)
 Held opponent under 30%.....25.0% vs. Savannah State (12-3-16)
 Made 50%+ 3-pt. FGs.....50.0% (11-of-22), vs. Utah (3-12-16)
 Made 60%+ 3-pt. FGs.....69.2% (9-of-13), vs. UCLA (1-24-15)
 Made 70%+ 3-pt. FGs.....72.7% (8-of-11), vs. Saint Louis (3-23-13)
 Held opponent under 30% 3-pts....27.3% (6-of-22), vs. Fresno State (12-20-16)
 Held opponent under 20% 3-pts....10.5% (2-of-19), vs. Alabama (12-11-16)
 Held opponent under 10% 3-pts.....0.0% (0-of-12), vs. California (1-6-16)
 Made 10+ 3-pt FGs.....12-of-35, vs. Savannah State (12-3-16)
 Made 15+ 3-pt FGs.....15-of-33, vs. Utah (3-3-12)
 Held opponent under five 3-pt FGs.....2-of-19, vs. Alabama (12-11-16)
 Held opponent to zero 3-pt FGs.....0-of-12, vs. California (1-6-16)
 Made 80%+ FT.....82.4% (14-of-17), vs. UNLV (12-17-16)
 Made 90%+ FT.....91.7% (22-of-24), vs. Long Beach State (12-18-15)
 Made 100% FT.....100.0% (10-of-10), vs. Washington (2-4-15)
 Attempted 40+ FTs.....40, vs. Arkansas State (11-25-15)
 Attempted 50+ FTs.....*54, vs. Washington (2-10-04)
 Made 30+ FTs.....31-of-38, vs. Brigham Young (3-20-14)
 Had 50+ rebounds.....67, vs. Savannah State (12-3-16)
 Had 60+ rebounds.....67, vs. Savannah State (12-3-16)
 +20 rebound margin.....+38 (67-29), vs. Savannah State (12-3-16)
 +30 rebound margin.....+38 (67-29), vs. Savannah State (12-3-16)
 Had 20+ assists.....*36, vs. Savannah State (12-3-16)
 Had 25+ assists.....*36, vs. Savannah State (12-3-16)
 Had 30+ assists.....*36, vs. Savannah State (12-3-16)
 Forced 20+ TOs.....25, vs. Tennessee (11-22-16)
 Blocked 10+ shots.....12, vs. Savannah State (12-3-16)
 Blocked 13+ shots.....*13, vs. Army (11-11-16)
 Committed under 10 TOs.....7 vs. Western Oregon (11-30-16)
 Committed under 5 TOs.....4, vs. Cal Poly (12-1-13)
 Had 10+ steals.....10, vs. Oklahoma (3-26-16)
 Had 13+ steals.....13, vs. Utah (3-12-16)
 Had 14+ steals.....14, vs. Navy (12-7-15)
 Had 15+ steals.....16, vs. USC (2-1-14)
 Went to OT.....W (65-65), vs. Tennessee (11-22-16)
 Went to 2OT.....W (87-83), at UCLA (2-27-14)
 Went to 3OT.....L (91-84), at Texas-El Paso (12-19-12)
 Went to 4OT+.....L, 107-102 (*5OT) at California (2-10-77)
 Played a ranked opponent.....3-26-16 vs. #7 Oklahoma (L, 68-80)
 Beat a ranked opponent.....3-24-16 vs. #19 Duke (W, 82-68)

Individual

Scored 43+ pts.....Greg Ballard (*43) at Oral Roberts (3-9-77)
 Scored 41+ pts.....Luke Jackson (42) vs. Arizona (2-19-04)
 Scored 40+ pts.....Luke Jackson (40) vs. Colorado (3-17-04)
 Scored 37+ pts.....Tajuan Porter (38) vs. Portland State (11-12-06)
 Scored 33+ pts.....Joseph Young (36) vs. Western Carolina (11-13-13)
 Scored 31+ pts.....Joseph Young (32) vs. Washington (2-4-15)
 Scored 30+ pts.....Dillon Brooks (30) vs. Utah (2-7-16)
 Five players w/10+ pts.....Tyler Dorsey (29), Dillon Brooks (22),
 Keith Smith (15), Chris Boucher (12),
 Roman Sorkin (12), Dylan Ennis (11),
 Kavell Bigby-Williams (11) vs. Savannah State (12-3-16)
 Six players w/10+ pts.....Tyler Dorsey (29), Dillon Brooks (22),
 Keith Smith (15), Chris Boucher (12),
 Roman Sorkin (12), Dylan Ennis (11),
 Kavell Bigby-Williams (11) vs. Savannah State (12-3-16)
 Seven+ players w/10+ pts.....Tyler Dorsey (29), Dillon Brooks (22),
 Keith Smith (15), Chris Boucher (12),
 Roman Sorkin (12), Dylan Ennis (11),
 Kavell Bigby-Williams (11) vs. Savannah State (12-3-16)
 Two players w/20+ pts.....Chris Boucher (23) and Dylan Ennis (22)
 vs. Montana (12-13-16)
 Three players w/20+ pts.....Luke Jackson (29), Luke Ridnour (28)
 and Fred Jones (24) vs. Wake Forest (3-16-02)
 Had 15+ rebounds.....Chris Boucher (19) vs. Montana (12-13-16)
 Had 20+ rebounds.....Mike Moser (20) at UCLA (2-27-14)
 Had 21+ rebounds.....Gerald Willett (21) at Duquesne (12-7-74)
 Two players w/10+ rebs.....Jordan Bell (12) and Kavell Bigby-Williams (10)
 vs. Western Oregon (11-30-16)
 Three players w/10+ rebs.....Balderston (13), Sprague (13) and Adams (10)
 vs. Tennessee Tech (12-29-85)
 Had 10+ assists.....Payton Pritchard (13) vs. Savannah State (12-3-16)
 Had 15+ assists.....Johnathan Loyd (15) at Ole Miss (12-8-13)
 Had 16+ assists.....Ron Lee (*17) vs. Villanova (12-23-74)
 Had 5+ steals.....Joseph Young (6) vs. USC (2-1-14)
 Had 7+ steals.....Kenya Wilkins (*9) at Boise State (12-20-96)
 Had 5+ blocks.....Chris Boucher (5) vs. Montana (12-13-16)
 Had 6+ blocks.....Jordan Bell (6) vs. Army (11-11-16)
 Had 8+ blocks.....Chris Boucher (*9) vs. Arkansas State (11-25-15)
 Made 5+ 3-pt. FGs.....Tyler Dorsey (5-of-8) vs. Savannah State (12-3-16)
 Made 8+ 3-pt. FGs...Tajuan Porter (*10-of-12) vs. Portland State (11-12-06)
 Made 10+ FTs.....Elgin Cook (11-of-12) vs. Oklahoma (3-26-16)
 Recorded a double-double.....Jordan Bell (16 pts, 12 reb)
 vs. UNLV (12-17-16)
 Two players w/double-doubles.....Dillon Brooks (14 pts, 11 reb)
 and Jordan Bell (10 pts, 11 reb) vs. Concordia (11-3-14)
 Player records four straight double-doubles.....4, Mike Moser
 12-20 rebs at UCLA (2-27-14); 20-12 rebs at USC (3-1-14);
 22-17 rebs vs. Arizona State (3-4-14); 10-10 rebs vs. Arizona (3-8-14)
 Player records five straight double-doubles.....6, Greg Ballard
 15-15 rebs vs. Stanford (2-5-76); 19-12 rebs vs. California (2-7-76);
 32-12 rebs at California (2-13-76); 20-12 rebs at Stanford (2-14-76);
 19-13 rebs at USC (2-19-76); 16-10 rebs at UCLA (2-21-76)
 20 points, 20 rebounds.....Greg Ballard (41 pts, 20 reb)
 at California, 5OT (2-10-77)
 Recorded a triple-double.....Luke Jackson (14 pts, 11 reb, 12 asst)
 vs. Florida A&M (12-20-02)

* - denotes school record

2016-17 Oregon Ducks Basketball
Oregon Combined Team Statistics (as of Dec 20, 2016)
All games

RECORD:	OVERALL	HOME	AWAY	NEUTRAL
ALL GAMES	11-2	8-0	0-1	3-1
CONFERENCE	0-0	0-0	0-0	0-0
NON-CONFERENCE	11-2	8-0	0-1	3-1

#	Player	gp-gs	min	avg	Total		3-Point		F-Throw		Rebounds											
					fg-fga	fg%	3fg-fga	3fg%	ft-fa	ft%	off	def	tot	avg	pf	dq	a	to	blk	stl	pts	avg
25	Boucher, Chris	11-11	290	26.4	60-102	.588	11-31	.355	24-39	.615	31	55	86	7.8	29	1	7	15	35	7	155	14.1
05	Dorsey, Tyler	13-13	383	29.5	65-138	.471	27-68	.397	19-30	.633	13	34	47	3.6	18	0	17	18	1	4	176	13.5
24	Brooks, Dillon	10-2	206	20.6	45-99	.455	7-22	.318	30-40	.750	11	11	22	2.2	24	0	30	24	3	11	127	12.7
31	Ennis, Dylan	13-13	392	30.2	43-103	.417	12-44	.273	44-54	.815	9	52	61	4.7	23	0	43	25	9	14	142	10.9
01	Bell, Jordan	13-12	356	27.4	50-85	.588	2-7	.286	32-43	.744	31	77	108	8.3	26	0	16	35	33	14	134	10.3
03	Pritchard, Payton	13-9	357	27.5	33-87	.379	15-53	.283	19-26	.731	7	27	34	2.6	27	0	45	23	2	13	100	7.7
41	Sorkin, Roman	8-0	84	10.5	16-31	.516	5-9	.556	8-8	1.000	13	12	25	3.1	11	0	7	5	7	0	45	5.6
02	Benson, Casey	13-4	284	21.8	17-45	.378	5-20	.250	17-24	.708	6	22	28	2.2	14	1	32	11	0	7	56	4.3
35	Bigby-Williams, Kave	13-1	154	11.8	16-36	.444	0-0	.000	17-23	.739	16	30	46	3.5	20	0	1	15	13	2	49	3.8
11	Smith, Keith	13-0	108	8.3	15-38	.395	1-14	.071	3-6	.500	9	12	21	1.6	18	0	12	9	4	5	34	2.6
10	Noebel, Charlie	4-0	11	2.8	0-3	.000	0-3	.000	0-0	.000	0	2	2	0.5	1	0	0	1	0	1	0	0.0
Team											17	28	45					2				
Total.....		13	2625		360-767	.469	85-271	.314	213-293	.727	163	362	525	40.4	211	2	210	183	107	78	1018	78.3
Opponents.....		13	2625		293-786	.373	88-308	.286	147-202	.728	142	273	415	31.9	279	-	134	192	43	84	821	63.2

TEAM STATISTICS	ORE	OPP	Date	Opponent	Score	Att.
SCORING	1018	821	11-11-16	ARMY	w 91-77	12364
Points per game	78.3	63.2	11/15/16	at Baylor	L 49-66	5891
Scoring margin	+15.2	-	11-17-16	VALPARAISO	w 76-54	7509
FIELD GOALS-ATT	360-767	293-786	11-21-16	vs GEORGETOWN	L 61-65	2400
Field goal pct	.469	.373	11-22-16	vs TENNESSEE	Wot 69-65	2400
3 POINT FG-ATT	85-271	88-308	11-23-16	vs UCONN	w 79-69	2400
3-point FG pct	.314	.286	11-28-16	BOISE STATE	w 68-63	6824
3-pt FG made per game	6.5	6.8	11-30-16	WESTERN OREGON	w 93-54	6138
FREE THROWS-ATT	213-293	147-202	12-03-16	SAVANNAH STATE	w 128-59	6447
Free throw pct	.727	.728	12-11-16	ALABAMA	w 65-56	8922
F-Throws made per game	16.4	11.3	12-13-16	MONTANA	w 81-67	6689
REBOUNDS	525	415	12-17-16	vs UNLV	w 83-63	9728
Rebounds per game	40.4	31.9	12-20-16	FRESNO STATE	w 75-63	7169
Rebounding margin	+8.5	-	* - Conference game			
ASSISTS	210	134				
Assists per game	16.2	10.3				
TURNOVERS	183	192				
Turnovers per game	14.1	14.8				
Turnover margin	+0.7	-				
Assist/turnover ratio	1.1	0.7				
STEALS	78	84				
Steals per game	6.0	6.5				
BLOCKS	107	43				
Blocks per game	8.2	3.3				
ATTENDANCE	62062	22819				
Home games-Avg/Game	8-7758	1-5891				
Neutral site-Avg/Game	-	4-4232				

Score by Periods	1st	2nd	OT	Totals
Oregon	481	524	13	1018
Opponents	394	418	9	821

Oregon Extended Season Box Score (as of Dec 20, 2016) All games

RECORD:	OVERALL				HOME			AWAY			NEUTRAL		
	ALL GAMES	CONFERENCE	NON-CONFERENCE										
	11-2	0-0	11-2	8-0	0-1	0-0	0-0	3-1					

Score by Periods	1st	2nd	OT	Totals
Oregon	481	524	13	1018
Opponents	394	418	9	821

2016-17 Oregon Ducks Basketball
Oregon Team Game-by-Game Comparison (as of Dec 20, 2016)
All games

Opponent	1st	2nd	Score	Mar	Total FG	FG Pct	3-Pointers	3FG Pct	Free Throws	FT Pct	Rebounds	Assist	T/Over	Block	Steal	Fouls
ARMY	49/31	42/46	91-77	+14	27-60/26-66	.450/.394	9-25/9-24	.360/.375	28-34/16-23	.824/.696	42/30 +12	15/14	17/13	13/0	2/3	23/27
Baylor	23/33	26/33	49-66	(17)	19-58/25-55	.328/.455	3-21/6-12	.143/.500	8-11/10-15	.727/.667	30/41 (11)	11/18	10/11	8/9	5/5	16/14
VALPARAISO	37/30	39/24	76-54	+22	27-56/18-56	.482/.321	7-21/4-21	.333/.190	15-19/14-14	.789/1000	40/27 +13	16/5	12/11	6/3	2/6	15/22
GEORGETOWN	21/38	40/27	61-65	(4)	23-59/21-61	.390/.344	4-17/6-21	.235/.286	11-20/17-22	.550/.773	46/40 +6	10/10	17/15	10/10	7/8	22/21
TENNESSEE	32/32	24/24	69-65	+4	18-53/21-56	.340/.375	5-17/5-22	.294/.227	28-38/18-24	.737/.750	37/42 (5)	9/9	21/25	8/6	9/11	19/29
UCONN	39/28	40/41	79-69	+10	29-53/28-58	.547/.483	9-21/6-23	.429/.261	12-17/7-10	.706/.700	35/26 +9	18/12	17/13	3/1	4/7	15/20
BOISE STATE	29/32	39/31	68-63	+5	22-50/21-56	.440/.375	6-20/11-28	.300/.393	18-29/10-15	.621/.667	39/32 +7	8/13	15/14	10/1	3/9	15/23
WESTERN OREGON	48/20	45/34	93-54	+39	31-66/21-64	.470/.328	8-23/9-28	.348/.321	23-28/3-4	.821/.750	52/27 +25	19/9	7/10	10/3	5/4	7/25
SAVANNAH STATE	58/35	70/24	128-59	+69	54-90/19-76	.600/.250	12-35/11-50	.343/.220	8-11/10-16	.727/.625	67/29 +38	36/10	15/18	12/1	8/9	15/16
ALABAMA	31/23	34/33	65-56	+9	23-52/24-58	.442/.414	8-20/2-19	.400/.105	11-14/6-9	.786/.667	27/33 (6)	18/8	13/18	8/4	9/7	13/18
MONTANA	38/34	43/33	81-67	+14	30-58/27-69	.517/.391	6-19/5-17	.316/.294	15-25/8-11	.600/.727	40/34 +6	16/11	13/13	8/1	8/6	14/23
UNLV	37/33	46/30	83-63	+20	32-60/18-55	.533/.327	5-17/8-21	.294/.381	14-17/19-24	.824/.792	39/23 +16	17/7	14/15	8/2	7/5	20/18
FRESNO STATE	39/25	36/38	75-63	+12	25-52/24-56	.481/.429	3-15/6-22	.200/.273	22-30/9-15	.733/.600	31/31 -	17/8	12/16	3/2	9/4	17/23

Note: Game totals are displayed in the format TEAM/OPPONENT for each category

2016-17 Oregon Ducks Basketball
Oregon Points-Rebounds-Assists (as of Dec 20, 2016)
All games

Opponent	Date	Score		01	02	03	05	10	11	24
				BELL,JORDA	BENSON,CAS	PRITCHARD,	DORSEY,TYL	NOEBEL,CHA	SMITH,KEIT	BROOKS,DIL
ARMY	11-11-16	91-77	w	14-8-1	4-2-3	15-2-4	21-2-2	DNP	4-2-0	DNP
at Baylor	11/15/16	49-66	L	8-11-2	0-2-4	3-1-3	9-2-1	DNP	0-1-0	DNP
VALPARAISO	11-17-16	76-54	w	15-7-1	5-1-1	9-2-5	8-3-3	0-0-0	4-2-3	DNP
vs GEORGETOWN	11-21-16	61-65	L	9-7-1	4-3-1	18-2-2	2-4-0	DNP	0-1-0	8-3-2
vs TENNESSEE	11-22-16	69-65	w	9-9-1	8-1-2	6-2-1	7-4-1	DNP	0-0-0	17-3-0
vs UCONN	11-23-16	79-69	w	12-8-1	0-0-2	3-4-1	19-5-1	DNP	0-0-0	9-1-5
BOISE STATE	11-28-16	68-63	w	8-7-3	6-3-2	4-5-1	17-4-0	DNP	1-0-0	5-3-1
WESTERN OREGON	11-30-16	93-54	w	8-12-1	4-1-4	5-2-5	12-4-0	0-0-0	2-3-1	21-2-2
SAVANNAH STATE	12-03-16	128-59	w	2-7-4	9-4-3	5-6-13	29-6-1	0-1-0	15-8-6	22-2-2
ALABAMA	12-11-16	65-56	w	2-4-0	7-4-2	6-2-2	19-3-1	DNP	0-0-0	10-2-6
MONTANA	12-13-16	81-67	w	8-8-0	0-0-1	12-1-4	6-7-3	DNP	4-1-0	6-0-4
vs UNLV	12-17-16	83-63	w	16-12-0	2-2-2	6-2-3	18-2-2	0-1-0	2-2-1	20-4-4
FRESNO STATE	12-20-16	75-63	w	23-8-1	7-5-5	8-3-1	9-1-2	DNP	2-1-1	9-2-4

Opponent	Date	Score		25	31	35	41
				BOUCHER,CH	ENNIS,DYLA	BIGBY-WILL	SORKIN,ROM
ARMY	11-11-16	91-77	w	14-8-0	0-7-2	7-3-0	12-5-3
at Baylor	11/15/16	49-66	L	12-2-0	16-3-1	1-3-0	0-2-0
VALPARAISO	11-17-16	76-54	w	25-9-1	5-4-2	5-5-0	0-0-0
vs GEORGETOWN	11-21-16	61-65	L	7-13-0	9-4-4	4-4-0	DNP
vs TENNESSEE	11-22-16	69-65	w	11-4-0	9-5-4	2-4-0	DNP
vs UCONN	11-23-16	79-69	w	21-5-2	15-8-6	0-1-0	DNP
BOISE STATE	11-28-16	68-63	w	6-8-0	18-6-1	3-1-0	DNP
WESTERN OREGON	11-30-16	93-54	w	14-8-2	7-3-2	5-10-0	15-3-2
SAVANNAH STATE	12-03-16	128-59	w	12-6-0	11-6-4	11-11-1	12-8-2
ALABAMA	12-11-16	65-56	w	10-4-1	9-4-6	2-0-0	DNP
MONTANA	12-13-16	81-67	w	23-19-1	22-1-3	0-1-0	0-1-0
vs UNLV	12-17-16	83-63	w	DNP	8-6-5	7-2-0	4-3-0
FRESNO STATE	12-20-16	75-63	w	DNP	13-4-3	2-1-0	2-3-0

Official Basketball Box Score -- Game Totals -- Final Statistics
Fresno State vs Oregon
12-20-16 8:06 PM at Matthew Knight Arena, Eugene, Ore.

Fresno State 63 • 8-4

##	Player		Total		3-Ptr		FT-FTA		Rebounds			PF	TP	A	TO	Blk	Stl	Min
			FG-FGA		FG-FGA		FT-FTA		Off	Def	Tot							
11	WILLIAMS, Bryson	f	3-4		0-0		1-1		1	1	2	3	7	0	0	0	0	10
13	RUSSO, Cullen	f	2-9		0-3		1-1		2	3	5	5	5	3	2	0	0	27
01	HOPKINS, Jaron	g	4-10		1-2		0-1		0	4	4	3	9	2	3	0	2	31
03	WATSON, Paul	g	5-9		2-3		3-4		2	5	7	2	15	0	5	1	0	36
05	TAYLOR, Jahmel	g	2-9		0-7		0-0		0	1	1	1	4	0	3	0	1	30
04	EDO, Karachi		4-7		1-2		3-6		4	3	7	3	12	0	2	0	0	24
21	TAYLOR, Deshon		3-6		2-5		0-0		0	1	1	2	8	1	0	0	0	23
34	CARTER II, Terrell		1-2		0-0		1-2		1	2	3	4	3	2	1	1	1	19
Team									0	1	1							
Totals			24-56		6-22		9-15		10	21	31	23	63	8	16	2	4	200

FG % 1st Half: 8-27 29.6% 2nd half: 16-29 55.2% Game: 24-56 42.9%
 3FG % 1st Half: 4-14 28.6% 2nd half: 2-8 25.0% Game: 6-22 27.3%
 FT % 1st Half: 5-7 71.4% 2nd half: 4-8 50.0% Game: 9-15 60.0%

Deadball
Rebounds
3,2

Oregon 75 • 11-2

##	Player		Total		3-Ptr		FT-FTA		Rebounds			PF	TP	A	TO	Blk	Stl	Min
			FG-FGA		FG-FGA		FT-FTA		Off	Def	Tot							
01	Bell, Jordan	f	8-11		0-0		7-8		0	8	8	3	23	1	1	3	0	27
24	Brooks, Dillon	f	3-9		1-4		2-4		0	2	2	4	9	4	3	0	1	26
03	Pritchard, Payton	g	3-4		1-2		1-1		1	2	3	2	8	1	3	0	1	28
05	Dorsey, Tyler	g	3-9		0-3		3-6		0	1	1	3	9	2	1	0	0	30
31	Ennis, Dylan	g	4-8		1-2		4-5		2	2	4	2	13	3	1	0	3	33
02	Benson, Casey		1-4		0-3		5-6		1	4	5	1	7	5	0	0	3	29
11	Smith, Keith		1-2		0-1		0-0		1	0	1	0	2	1	1	0	0	10
35	Bigby-Williams, Kave		1-2		0-0		0-0		0	1	1	2	2	0	1	0	1	13
41	Sorkin, Roman		1-3		0-0		0-0		2	1	3	0	2	0	1	0	0	4
Team									1	2	3							
Totals			25-52		3-15		22-30		8	23	31	17	75	17	12	3	9	200

FG % 1st Half: 17-30 56.7% 2nd half: 8-22 36.4% Game: 25-52 48.1%
 3FG % 1st Half: 1-9 11.1% 2nd half: 2-6 33.3% Game: 3-15 20.0%
 FT % 1st Half: 4-7 57.1% 2nd half: 18-23 78.3% Game: 22-30 73.3%

Deadball
Rebounds
4,2

Officials: Gregory Nuxon, Michael Greenstein, Keith Kimble
 Technical fouls: Fresno State-None. Oregon-None.
 Attendance: 7169

Score by periods	1st	2nd	Total
Fresno State	25	38	63
Oregon	39	36	75

	In	Off	2nd	Fast	
Points	Paint	T/O	Chance	Break	Bench
FS	30	7	9	8	23
ORE	38	14	4	21	13

Last FG - FS 2nd-01:34, ORE 2nd-02:02.
 Largest lead - FS by 1 1st-16:41, ORE by 14 1st-04:22.
 FS led for 01:02. ORE led for 36:38. Game was tied for 02:20.

Score tied - 3 times.
 Lead changed - 2 times.

Official Basketball Box Score -- Game Totals -- Final Statistics

UNLV vs Oregon

12-17-16 8:05 PM at Moda Center, Portland, Ore.

UNLV 63 • 6-5

##	Player		Total	3-Ptr	Rebounds			PF	TP	A	TO	Blk	Stl	Min
			FG-FGA	FG-FGA	FT-FTA	Off	Def	Tot						
03	GREEN, Tyrell	f	6-12	4-6	2-2	3	5	8	1	18	0	3	0	34
11	DEMBELE, Cheickna	f	2-6	0-0	0-0	3	0	3	2	4	0	2	1	23
01	CLYBURN, Kris	g	2-8	0-2	6-6	0	2	2	3	10	0	2	0	30
02	OFOEGBU, Uche	g	0-3	0-1	0-0	0	0	0	5	0	0	2	0	16
05	POYSER, Jalen	g	1-6	0-3	2-2	0	0	0	0	4	3	3	0	25
00	BUSH, Larry		0-0	0-0	0-0	0	0	0	0	0	0	0	0	3
10	MORGAN, Zion		0-2	0-0	0-0	1	1	2	1	0	0	2	0	11
13	COUPET JR, Ben		0-1	0-1	0-0	0	0	0	0	0	1	0	0	7
30	MOORING, Jovan		5-11	4-6	6-8	0	1	1	3	20	3	0	0	23
31	BAXTER JR, Troy		2-6	0-2	3-6	1	2	3	3	7	0	1	1	28
Team						2	2	4						
Totals			18-55	8-21	19-24	10	13	23	18	63	7	15	2	200

FG % 1st Half: 9-31 29.0% 2nd half: 9-24 37.5% Game: 18-55 32.7%
 3FG % 1st Half: 3-8 37.5% 2nd half: 5-13 38.5% Game: 8-21 38.1%
 FT % 1st Half: 12-14 85.7% 2nd half: 7-10 70.0% Game: 19-24 79.2%

Deadball
Rebounds
5,3

Oregon 83 • 10-2

##	Player		Total	3-Ptr	Rebounds			PF	TP	A	TO	Blk	Stl	Min
			FG-FGA	FG-FGA	FT-FTA	Off	Def	Tot						
01	Bell, Jordan	f	7-8	0-0	2-2	5	7	12	1	16	0	1	3	28
24	Brooks, Dillon	f	8-14	1-4	3-3	2	2	4	3	20	4	3	0	26
03	Pritchard, Payton	g	2-5	2-4	0-0	1	1	2	3	6	3	1	0	21
05	Dorsey, Tyler	g	8-13	2-6	0-0	0	2	2	0	18	2	1	0	29
31	Ennis, Dylan	g	3-10	0-2	2-2	1	5	6	2	8	5	2	1	30
02	Benson, Casey		1-2	0-0	0-0	1	1	2	1	2	2	1	0	21
10	Noebel, Charlie		0-0	0-0	0-0	0	1	1	0	0	0	0	0	1
11	Smith, Keith		0-0	0-0	2-4	0	2	2	4	2	1	2	0	10
35	Bigby-Williams, Kave		2-4	0-0	3-4	0	2	2	4	7	0	2	3	18
41	Sorkin, Roman		1-4	0-1	2-2	1	2	3	2	4	0	1	1	16
Team						2	1	3						
Totals			32-60	5-17	14-17	13	26	39	20	83	17	14	8	200

FG % 1st Half: 13-29 44.8% 2nd half: 19-31 61.3% Game: 32-60 53.3%
 3FG % 1st Half: 2-9 22.2% 2nd half: 3-8 37.5% Game: 5-17 29.4%
 FT % 1st Half: 9-10 90.0% 2nd half: 5-7 71.4% Game: 14-17 82.4%

Deadball
Rebounds
2,1

Officials: Michael Irving, Bob Staffen, Rick Randall

Technical fouls: UNLV-None. Oregon-None.

Attendance: 9728

Score by periods	1st	2nd	Total
UNLV	33	30	63
Oregon	37	46	83

	In	Off	2nd	Fast	
Points	Paint	T/O	Chance	Break	Bench
UNLV	14	14	9	2	27
ORE	46	22	16	18	15

Last FG - UNLV 2nd-01:11, ORE 2nd-01:26.

Largest lead - UNLV None, ORE by 23 2nd-02:31.

UNLV led for 00:00. ORE led for 39:30. Game was tied for 00:30.

Score tied - 0 times.

Lead changed - 0 times.

Official Basketball Box Score -- Game Totals -- Final Statistics

Montana vs Oregon

12-13-16 7:06 PM at Matthew Knight Arena, Eugene, Ore.

Montana 67 • 3-8

##	Player		Total	3-Ptr	Rebounds			PF	TP	A	TO	Blk	Stl	Min
			FG-FGA	FG-FGA	FT-FTA	Off	Def	Tot						
20	Krslovic, Fabijan	f	4-7	0-0	1-2	3	1	4	3	9	2	0	0	28
31	Lopez, Jack	f	2-5	2-3	0-0	2	2	4	5	6	1	3	0	23
00	Oguine, Michael	g	3-10	0-0	6-7	1	2	3	4	12	0	1	1	30
04	Pridgett, Sayeed	g	2-7	0-0	1-2	3	3	6	2	5	2	1	0	27
14	Rorie, Ahmaad	g	9-20	1-5	0-0	0	5	5	1	19	3	4	0	34
01	Dunn, Mario		0-0	0-0	0-0	0	0	0	0	0	0	1	0	9
05	Wright, Walter		5-12	2-6	0-0	0	1	1	4	12	2	3	0	23
24	Moorehead, Bobby		0-2	0-1	0-0	0	1	1	2	0	1	0	0	8
33	Samuelson, Jared		2-5	0-1	0-0	1	3	4	0	4	0	0	0	14
34	Gfeller, Brandon		0-1	0-1	0-0	0	0	0	2	0	0	0	0	4
Team						6	0	6						
Totals			27-69	5-17	8-11	16	18	34	23	67	11	13	1	200

FG % 1st Half: 14-34 41.2% 2nd half: 13-35 37.1% Game: 27-69 39.1%
 3FG % 1st Half: 2-10 20.0% 2nd half: 3-7 42.9% Game: 5-17 29.4%
 FT % 1st Half: 4-6 66.7% 2nd half: 4-5 80.0% Game: 8-11 72.7%

Deadball
Rebounds
3,1

Oregon 81 • 9-2

##	Player		Total	3-Ptr	Rebounds			PF	TP	A	TO	Blk	Stl	Min
			FG-FGA	FG-FGA	FT-FTA	Off	Def	Tot						
01	Bell, Jordan	f	3-4	0-0	2-2	3	5	8	2	8	0	3	1	26
25	Boucher, Chris	f	9-14	0-2	5-8	6	13	19	0	23	1	0	5	39
03	Pritchard, Payton	g	4-7	2-5	2-2	0	1	1	1	12	4	1	0	31
05	Dorsey, Tyler	g	2-9	1-6	1-3	2	5	7	2	6	3	2	0	31
31	Ennis, Dylan	g	7-10	3-5	5-7	0	1	1	1	22	3	2	2	36
02	Benson, Casey		0-1	0-0	0-2	0	0	0	0	0	1	0	0	13
11	Smith, Keith		2-2	0-0	0-0	1	0	1	4	4	0	0	0	7
24	Brooks, Dillon		3-8	0-1	0-1	0	0	0	4	6	4	3	0	14
35	Bigby-Williams, Kave		0-1	0-0	0-0	0	1	1	0	0	0	2	0	2
41	Sorkin, Roman		0-2	0-0	0-0	1	0	1	0	0	0	0	0	1
Team						1	0	1						
Totals			30-58	6-19	15-25	14	26	40	14	81	16	13	8	200

FG % 1st Half: 14-26 53.8% 2nd half: 16-32 50.0% Game: 30-58 51.7%
 3FG % 1st Half: 2-7 28.6% 2nd half: 4-12 33.3% Game: 6-19 31.6%
 FT % 1st Half: 8-11 72.7% 2nd half: 7-14 50.0% Game: 15-25 60.0%

Deadball
Rebounds
5

Officials: Tony Padilla, Randy McCall, Kip Kissinger

Technical fouls: Montana-None. Oregon-None.

Attendance: 6689

Score by periods	1st	2nd	Total
Montana	34	33	67
Oregon	38	43	81



#1 JORDAN BELL

JUNIOR | FORWARD | 6-9 | 225 | LONG BEACH, CALIF.

LONG BEACH POLY HS

#01 Bell, Jordan

Opponent	Date	gs	min	Total		3-Pointers		Free throws		Rebounds				pf	a	t/o	blk	stl	pts	avg	
				fg-fga	pct	3fg-fga	pct	ft-fa	pct	off	def	tot	avg								
ARMY	11-11-16	*	30	3-4	.750	0-1	.000	8-12	.667	3	5	8	8.0	2	1	3	6	0	14	14.0	
at Baylor	11/15/16	*	36	4-8	.500	0-0	.000	0-0	.000	4	7	11	9.5	2	2	5	4	2	8	11.0	
VALPARAISO	11-17-16	*	22	7-13	.538	1-3	.333	0-0	.000	4	3	7	8.7	4	1	2	3	0	15	12.3	
vs GEORGETOWN	11-21-16	*	29	4-10	.400	0-1	.000	1-3	.333	1	6	7	8.3	4	1	3	3	0	9	11.5	
vs TENNESSEE	11-22-16	*	32	2-5	.400	0-0	.000	5-6	.833	4	5	9	8.4	1	1	5	2	3	9	11.0	
vs UCONN	11-23-16	*	30	5-8	.625	0-1	.000	2-3	.667	3	5	8	8.3	4	1	5	0	2	12	11.2	
BOISE STATE	11-28-16	*	30	4-7	.571	0-0	.000	0-0	.000	2	5	7	8.1	1	3	3	2	1	8	10.7	
WESTERN OREGON	11-30-16	*	18	1-2	.500	1-1	1.000	5-6	.833	2	10	12	8.6	1	1	0	2	0	8	10.4	
SAVANNAH STATE	12-03-16	*	20	1-2	.500	0-0	.000	0-0	.000	0	7	7	8.4	0	4	1	2	3	2	9.4	
ALABAMA	12-11-16	*	28	1-3	.333	0-0	.000	0-1	.000	0	4	4	8.0	1	0	3	2	0	2	8.7	
MONTANA	12-13-16	*	26	3-4	.750	0-0	.000	2-2	1.000	3	5	8	8.0	2	0	3	1	2	8	8.6	
vs UNLV	12-17-16	*	28	7-8	.875	0-0	.000	2-2	1.000	5	7	12	8.3	1	0	1	3	1	16	9.3	
FRESNO STATE	12-20-16	*	27	8-11	.727	0-0	.000	7-8	.875	0	8	8	8.3	3	1	1	3	0	23	10.3	
Totals			12	356	50-85	.588	2-7	.286	32-43	.744	31	77	108	8.3	26	16	35	33	14	134	10.3

Games played: 13
Minutes/game: 27.4
Points/game: 10.3
FG Pct: 58.8
3FG Pct: 28.6
FT Pct: 74.4

Rebounds/game: 8.3
Assists/game: 1.2
Turnovers/game: 2.7
Assist/turnover ratio: 0.5
Steals/game: 1.1
Blocks/game: 2.5

2016-17 | JUNIOR SEASON

- Oregon's career blocked shots leader (180).
- Owns two of the top three single season blocks marks in UO history - 94 in 2015 (second) and 53 in 2016 (third).
- Ranks fourth in the Pac-12 in blocked shots (2.5 per game) and the 10th in rebounds (8.3 per game).
- Had his second straight career high with 23 points (8-of-11 FG) against Fresno State.
- Recorded his first double-double of the season with a career-high 16 points and 12 rebounds against UNLV.
- Made an efficient 7-of-8 attempts versus UNLV.
- Oregon's top rebounder eight times this season.
- Scored 15 points against Valparaiso.
- Tops the UO career list in field goal percentage, converting on 58.6 percent of his shots for his first two seasons.

MISCELLANEOUS STATS

CATEGORY	2016-17	CAREER
Double-digit scoring	5	15
20+ point games	1	1
Double-digit rebounding	3	13
Double-doubles	1	3
Led UO in scoring	1	1
Led UO in rebounding	8	33
Led UO in assists	1	8
Led UO in steals	4	27
Led UO in blocks	5	48
5+ assist games		2
3+ steal games	4	46
3+ block games	5	33

5 THINGS OFF THE COURT

Hidden Talent: Dancing
Favorite Movie: Insidious
Favorite Place: Six Flags
Super Power: Like Human Torch - all fire
Bucket List: Australia

2016-17 SEASON HIGHS


Points	23	Fresno State (12-20-16)
FG Made	8	Fresno State (12-20-16)
FG Att.	13	Valparaiso (11-17-16)
3 PT Made	1	Valparaiso (11-17-16)
		Western Oregon (11-30-16)
3 PT Att.	3	Valparaiso (11-17-16)
FT Made	8	Army (11-11-16)
FT Att.	12	Army (11-11-16)
Rebounds	12	Western Oregon (11-30-16)
	12	vs. UNLV (12-17-16)
Assists	4	Savannah State (12-3-16)
Steals	3	vs. Tennessee (11-22-16)
		Savannah State (12-3-16)
Blocks	6	Army (11-11-16)
Minutes	36	at Baylor (11-15-16)

CAREER HIGHS

Points	23	Fresno State (12-20-16)
FG Made	8	Fresno State (12-20-16)
FG Att.	13	Valparaiso (11-17-16)
3 PT Made	1	Valparaiso (11-17-16)
		Western Oregon (11-30-16)
3 PT Att.	1	3 times
FT Made	8	Army (11-11-16)
FT Att.	12	Army (11-11-16)
Rebounds	13	USC (1-22-15)
Assists	5	CS Northridge (12-17-14)
		UCLA (1-24-15)
Steals	3	6 times
Blocks	8	Arizona State (1-10-15)
Minutes	36	at Baylor (11-15-16)

YEAR-BY-YEAR CAREER STATISTICS

Season	GP-GS	Min./Avg.	FG-FGA	pct.	3FG-3FGA	pct.	FT-FTA	pct.	off	def	tot	avg.	pf	fo	asst	to	blk	stl	Points	Avg.
2014-15	35-20	831/23.7	83-139	.597	0-0	.000	11-21	.524	66	148	214	6.1	95	4	47	37	94	28	177	5.1
2015-16	30-4	636/21.2	91-158	.576	0-2	.000	28-54	.519	46	117	163	5.4	78	2	38	50	53	34	210	7.0
TOTAL	65-24	1,467/22.6	174-297	.586	0-2	.000	39-75	.520	112	265	377	5.8	173	6	85	87	147	62	387	6.0



#2 CASEY BENSON

JUNIOR | GUARD | 6-3 | 185 | TEMPE, ARIZ.

CORONA DEL SOL HS

#02 Benson, Casey

Opponent	Date	gs	min	Total		3-Pointers		Free throws		Rebounds				pf	a	t/o	blk	stl	pts	avg
				fg-fga	pct	3fg-fga	pct	ft-fa	pct	off	def	tot	avg							
ARMY	11-11-16	*	20	1-4	.250	0-2	.000	2-2	1.000	0	2	2	2.0	2	3	1	0	0	4	4.0
at Baylor	11/15/16	*	23	0-2	.000	0-2	.000	0-0	.000	0	2	2	2.0	0	4	1	0	0	0	2.0
VALPARAISO	11-17-16	*	27	1-4	.250	0-2	.000	3-4	.750	1	0	1	1.7	0	1	2	0	0	5	3.0
vs GEORGETOWN	11-21-16	*	26	2-3	.667	0-0	.000	0-0	.000	1	2	3	2.0	5	1	1	0	1	4	3.3
vs TENNESSEE	11-22-16		25	2-4	.500	1-1	1.000	3-3	1.000	0	1	1	1.8	1	2	0	0	0	8	4.2
vs UCONN	11-23-16		18	0-1	.000	0-0	.000	0-1	.000	0	0	0	1.5	1	2	2	0	0	0	3.5
BOISE STATE	11-28-16		18	2-3	.667	2-3	.667	0-0	.000	1	2	3	1.7	1	2	0	0	0	6	3.9
WESTERN OREGON	11-30-16		22	1-4	.250	0-2	.000	2-3	.667	0	1	1	1.6	1	4	0	0	1	4	3.9
SAVANNAH STATE	12-03-16		19	4-9	.444	1-3	.333	0-1	.000	0	4	4	1.9	1	3	1	0	1	9	4.4
ALABAMA	12-11-16		23	2-4	.500	1-2	.500	2-2	1.000	1	3	4	2.1	0	2	2	0	1	7	4.7
MONTANA	12-13-16		13	0-1	.000	0-0	.000	0-2	.000	0	0	0	1.9	0	1	0	0	0	0	4.3
vs UNLV	12-17-16		21	1-2	.500	0-0	.000	0-0	.000	1	1	2	1.9	1	2	1	0	0	2	4.1
FRESNO STATE	12-20-16		29	1-4	.250	0-3	.000	5-6	.833	1	4	5	2.2	1	5	0	0	3	7	4.3
Totals		4	284	17-45	.378	5-20	.250	17-24	.708	6	22	28	2.2	14	32	11	0	7	56	4.3

Games played: 13
Minutes/game: 21.8
Points/game: 4.3
FG Pct: 37.8
3FG Pct: 25.0
FT Pct: 70.8

Rebounds/game: 2.2
Assists/game: 2.5
Turnovers/game: 0.8
Assist/turnover ratio: 2.9
Steals/game: 0.5

2016-17 | JUNIOR SEASON

- Picked up where he left off last season with an assist-to-turnover ratio of 2.9-to-1.
- Solid all-around game with seven points, five rebounds and five assists against Fresno State.
- As a sophomore, was named to the CoSIDA District 8 all-academic first team and the Pac-12 all-academic first team.
- Impressive assist-to-turnover ratio of 4.88-to-1 led the nation in 2015-16.

MISCELLANEOUS STATS

CATEGORY	2016-17	CAREER
Double-digit scoring		8
20+ point games		
Double-digit rebounding		
Double-doubles		
Led UO in scoring		
Led UO in rebounding	1	1
Led UO in assists	2	21
Led UO in steals	1	12
Led UO in blocks		1
5+ assist games	1	10
3+ steal games	1	4
3+ block games		

5 THINGS OFF THE COURT

Hidden Talent: Ambidexterous
Favorite Movie: Dumb and Dumber
Guilty Pleasure: Cheesecake
Super Power: Super strength
Dream Job: Acting

2016-17 SEASON HIGHS

Points	9	Savannah State (12-3-16)
FG Made	4	Savannah State (12-3-16)
FG Att.	9	Savannah State (12-3-16)
3 PT Made	2	Boise State (11-28-16)
3 PT Att.	3	Boise State (11-28-16)
		Fresno State (12-20-16)
FT Made	5	Fresno State (12-20-16)
FT Att.	6	Fresno State (12-20-16)
Rebounds	5	Fresno State (12-20-16)
Assists	5	Fresno State (12-20-16)
Steals	3	Fresno State (12-20-16)
Blocks	-	-
Minutes	29	Fresno State (12-20-16)

CAREER HIGHS

Points	15	at Utah (1-14-15)
FG Made	5	Coppin State (11-14-14)
		at Utah (1-14-15)
FG Att.	9	3 times
3 PT Made	3	5 times
3 PT Att.	5	6 times
FT Made	6	Washington (2-28-16)
FT Att.	8	Washington (2-28-16)
Rebounds	5	3 times
Assists	9	UC Irvine (12-15-15)
Steals	3	4 times
Blocks	1	Washington (2-4-15)
	1	vs. California (1-6-16)
Minutes	37	at Colorado (1-17-16)
		vs. Arizona (3-11-16)

YEAR-BY-YEAR CAREER STATISTICS

Season	GP-GS	Min./Avg.	FG-FGA	pct.	3FG-3FGA	pct.	FT-FTA	pct.	off	def	tot	avg.	pf	fo	asst	to	blk	stl	Points	Avg.
2014-15	36-9	707/19.6	42-109	.385	25-73	.342	17-25	.680	8	61	69	1.9	56	0	72	23	1	23	126	3.5
2015-16	38-38	1,091/28.7	75-177	.424	34-94	.362	44-63	.698	16	70	86	2.3	65	0	117	24	1	27	228	6.0
TOTAL	74-47	1,798/24.3	117-286	.409	59-167	.353	61-88	.693	24	131	155	2.1	121	0	189	47	2	50	354	4.8



#35 KAVELL BIGBY-WILLIAMS

JUNIOR | FORWARD | 6-11 | 230 | LONDON, ENGLAND

HARRIS ACADEMY BECKENHAM / GILLETTE COLLEGE

#35 Bigby-Williams, Kave

Opponent	Date	gs	min	Total	fg-fga	pct	3fg-fga	pct	Free throws	ft-fa	pct	Rebounds	off	def	tot	avg	pf	a	t/o	blk	stl	pts	avg
ARMY	11-11-16	8	3-5	.600	0-0	.000	1-1	1.000	2	1	3	3.0	4	0	1	0	0	7	7.0				
at Baylor	11/15/16	12	0-3	.000	0-0	.000	1-2	.500	1	2	3	3.0	3	0	0	0	0	1	4.0				
VALPARAISO	11-17-16	24	2-5	.400	0-0	.000	1-2	.500	2	3	5	3.7	1	0	3	0	0	5	4.3				
vs GEORGETOWN	11-21-16	9	0-2	.000	0-0	.000	4-4	1.000	2	2	4	3.8	1	0	2	2	0	4	4.3				
vs TENNESSEE	11-22-16	11	0-2	.000	0-0	.000	2-2	1.000	2	2	4	3.8	0	0	0	0	1	2	3.8				
vs UCONN	11-23-16	2	0-0	.000	0-0	.000	0-0	.000	0	1	1	3.3	1	0	2	0	0	0	3.2				
BOISE STATE	11-28-16	7	1-2	.500	0-0	.000	1-2	.500	1	0	1	3.0	1	0	1	0	1	0	3	3.1			
WESTERN OREGON	11-30-16	21	1-3	.333	0-0	.000	3-4	.750	2	8	10	3.9	1	0	0	3	0	5	3.4				
SAVANNAH STATE	12-03-16	24	5-6	.833	0-0	.000	1-2	.500	4	7	11	4.7	2	1	2	3	1	11	4.2				
ALABAMA	12-11-16	3	1-1	1.000	0-0	.000	0-0	.000	0	0	0	4.2	0	0	0	0	0	2	4.0				
MONTANA	12-13-16	2	0-1	.000	0-0	.000	0-0	.000	0	1	1	3.9	0	0	2	0	0	0	3.6				
vs UNLV	12-17-16	18	2-4	.500	0-0	.000	3-4	.750	0	2	2	3.8	4	0	2	3	0	7	3.9				
FRESNO STATE	12-20-16	13	1-2	.500	0-0	.000	0-0	.000	0	1	1	3.5	2	0	1	0	1	2	3.8				
Totals		1	154	16-36	.444	0-0	.000	17-23	.739	16	30	46	3.5	20	1	15	13	2	49	3.8			

Games played: 13
Minutes/game: 11.8
Points/game: 3.8
FG Pct: 44.4
FT Pct: 73.9

Rebounds/game: 3.5
Assists/game: 0.1
Turnovers/game: 1.2
Assist/turnover ratio: 0.1
Steals/game: 0.2
Blocks/game: 1.0

2016-17 | JUNIOR SEASON

- Had back-to-back double figure rebound games with 10 against Western Oregon and 11 versus Savannah State. Also had 11 points against Savannah State for his first career double-double.
- Has a trio of three-block games in 2016-17.

MISCELLANEOUS STATS

CATEGORY	2016-17	CAREER
Double-digit scoring	1	1
20+ point games		
Double-digit rebounding	2	2
Double-doubles	1	1
Led UO in scoring		
Led UO in rebounding	1	1
Led UO in assists		
Led UO in steals		
Led UO in blocks	3	3
5+ assist games		
3+ steal games		
3+ block games	3	3

5 THINGS OFF THE COURT

Favorite Place: Greece
Favorite Movie: He Got Game
Guilty Pleasure: Candy
Super Power: Quickness
Favorite Class: Sociology

2016-17 SEASON HIGHS

Points	11	Savannah State (12-3-16)
FG Made	5	Savannah State (12-3-16)
FG Att.	6	Savannah State (12-3-16)
3 PT Made	-	-
3 PT Att.	-	-
FT Made	4	vs. Georgetown (11-21-16)
FT Att.	4	3 times
Rebounds	11	Savannah State (12-3-16)
Assists	1	Savannah State (12-3-16)
Steals	1	Savannah State (12-3-16)
		Fresno State (12-20-16)
Blocks	3	3 times
Minutes	24	Valparaiso (11-17-16)
		Savannah State (12-3-16)

YEAR-BY-YEAR CAREER STATISTICS

Season	GP-GS	Min./Avg.	FG-FGA	pct.	3FG-3FGA	pct.	FT-FTA	pct.	off	def	tot	avg.	pf	fo	asst	to	blk	stl	Points	Avg.
2016-17																				
TOTAL																				



#25 CHRIS BOUCHER

SENIOR | FORWARD | 6-10 | 2000 | MONTREAL, QUEBEC

DAMASE BOULANGER HS / NORTHWEST COLLEGE

#25 Boucher, Chris

Opponent	Date	gs	min	Total		3-Pointers		Free throws		Rebounds				pf	a	t/o	blk	stl	pts	avg	
				fg-fga	pct	3fg-fga	pct	ft-fa	pct	off	def	tot	avg								
ARMY	11-11-16	*	24	5-9	.556	1-3	.333	3-3	1.000	3	5	8	8.0	4	0	1	1	0	14	14.0	
at Baylor	11/15/16	*	24	5-9	.556	1-4	.250	1-2	.500	2	0	2	5.0	4	0	0	1	0	12	13.0	
VALPARAISO	11-17-16	*	31	9-12	.750	3-5	.600	4-4	1.000	4	5	9	6.3	3	1	2	3	1	25	17.0	
vs GEORGETOWN	11-21-16	*	33	3-9	.333	0-3	.000	1-4	.250	4	9	13	8.0	2	0	2	5	0	7	14.5	
vs TENNESSEE	11-22-16	*	29	4-8	.500	0-1	.000	3-3	1.000	2	2	4	7.2	5	0	3	5	1	11	13.8	
vs UCONN	11-23-16	*	31	7-11	.636	5-7	.714	2-4	.500	2	3	5	6.8	2	2	2	3	0	21	15.0	
BOISE STATE	11-28-16	*	24	2-5	.400	0-2	.000	2-6	.333	2	6	8	7.0	4	0	2	5	2	6	13.7	
WESTERN OREGON	11-30-16	*	21	6-10	.600	1-2	.500	1-2	.500	1	7	8	7.1	0	2	2	3	0	14	13.8	
SAVANNAH STATE	12-03-16	*	14	6-7	.857	0-1	.000	0-0	.000	2	4	6	7.0	1	0	1	1	1	12	13.6	
ALABAMA	12-11-16	*	20	4-8	.500	0-1	.000	2-3	.667	3	1	4	6.7	4	1	0	3	0	10	13.2	
MONTANA	12-13-16	*	39	9-14	.643	0-2	.000	5-8	.625	6	13	19	7.8	0	1	0	5	2	23	14.1	
vs UNLV	12-17-16	dnp	-	-	-	-	-	-	-	-	-	-	-	-	-	-	-	-	-	-	
FRESNO STATE	12-20-16	dnp	-	-	-	-	-	-	-	-	-	-	-	-	-	-	-	-	-	-	
Totals			11	290	60-102	.588	11-31	.355	24-39	.615	31	55	86	7.8	29	7	15	35	7	155	14.1

Games played: 11
Minutes/game: 26.4
Points/game: 14.1
FG Pct: 58.8
3FG Pct: 35.5
FT Pct: 61.5

Rebounds/game: 7.8
Assists/game: 0.6
Turnovers/game: 1.4
Assist/turnover ratio: 0.5
Steals/game: 0.6
Blocks/game: 3.2

2016-17 | SENIOR SEASON

- First in the Pac-12 and ranks seventh nationally in blocks per game (3.2).
- Also ranks fifth in the Pac-12 in field goal percentage (.588).
- Colossal effort Dec. 13 vs. Montana with 23 points and a career-high 19 rebounds. Was one rebound shy of becoming the first 20-20 player at Oregon in nearly 40 years.
- Also had 5 blocks versus Montana to become just the fourth player in the NCAA this season with 20 points, 15 rebounds and 5 blocks in a game.
- Had a string of six consecutive games with three or more blocks from Nov. 17-30.
- Has four 5-plus blocked shots game.
- Scored one point shy of his career high - 25 - against Valparaiso.
- On the Wooden Award Preseason Top 50 and Naismith Trophy watch lists.
- Kareem Abdul-Jabbar Center of the Year Watch List.
- Set the school record with 110 blocks in 2015-16.
- Is the only player in Pac-12 history with 100 blocks and 35 three-pointers in the same season; was only the third to do that in NCAA Division I since 1996-97.
- Was named to the 2016 Pac-12 all-tournament team.
- Was named 2015-16 honorable mention all-conference as well as first-team all-defense.
- Owns four of the top six single-game blocked shots marks in UO history.

MISCELLANEOUS STATS

CATEGORY	2016-17	CAREER
Double-digit scoring	9	36
20+ point games	3	5
Double-digit rebounding	2	12
Double-doubles	1	10
Led UO in scoring	2	8
Led UO in rebounding	5	22
Led UO in assists		
Led UO in steals	3	11
Led UO in blocks	6	33
5+ assist games		
3+ steal games		3
3+ block games	8	30

2016-17 SEASON HIGHS


Points	25	Valparaiso (11-17-16)
FG Made	9	Valparaiso (11-17-16)
		Montana (12-13-16)
FG Att.	14	Montana (12-13-16)
3 PT Made	5	vs. Connecticut (11-23-16)
3 PT Att.	5	vs. Connecticut (11-23-16)
FT Made	5	Montana (12-13-16)
FT Att.	8	Montana (12-13-16)
Rebounds	19	Montana (12-13-16)
Assists	2	vs. Connecticut (11-23-16)
		Western Oregon (11-30-16)
Steals	2	Boise State (11-28-16)
		Montana (12-13-16)
Blocks	5	4 times
Minutes	39	Montana (12-13-16)

CAREER HIGHS

Points	26	at Arizona State (1-31-16)
FG Made	9	Valparaiso (11-17-16)
		Montana (12-13-16)
FG Att.	14	Montana (12-13-16)
3 PT Made	5	vs. Connecticut (11-23-16)
3 PT Att.	8	at Arizona State (1-31-16)
FT Made	9	Oregon State (2-20-16)
FT Att.	10	Oregon State (2-20-16)
Rebounds	19	Montana (12-13-16)
Assists	2	4 times
Steals	4	California (1-6-16)
Blocks	9	Arkansas State (11-25-15)
Minutes	39	Montana (12-13-16)

YEAR-BY-YEAR CAREER STATISTICS

Season	GP-GS	Min./Avg.	FG-FGA	pct.	3FG-3FGA	pct.	FT-FTA	pct.	off	def	tot	avg.	pf	fo	asst	to	blk	stl	Points	Avg.
2015-16	38-35	981/25.8	159-295	.539	39-115	.339	102-149	.685	103	177	280	7.4	102	3	15	43	110	30	459	12.1
TOTAL	38-35	981/25.8	159-295	.539	39-115	.339	102-149	.685	103	177	280	7.4	102	3	15	43	110	30	459	12.1



#24 DILLON BROOKS

JUNIOR | FORWARD | 6-6 | 225 | MISSISSAUGA, ONT.

FINDLAY PREP

#24 Brooks, Dillon

Opponent	Date	gs	min	Total		3-Pointers		Free throws		Rebounds				pf	a	t/o	blk	stl	pts	avg
				fg-fga	pct	3fg-fga	pct	ft-fa	pct	off	def	tot	avg							
ARMY	11-11-16		dnp	-	-	-	-	-	-	-	-	-	-	-	-	-	-	-	-	
at Baylor	11/15/16		dnp	-	-	-	-	-	-	-	-	-	-	-	-	-	-	-	-	
VALPARAISO	11-17-16		dnp	-	-	-	-	-	-	-	-	-	-	-	-	-	-	-	-	
vs GEORGETOWN	11-21-16	13		3-8	.375	1-1	1.000	1-2	.500	2	1	3	3.0	3	2	2	0	1	8	8.0
vs TENNESSEE	11-22-16	25	4	4-9	.444	2-2	1.000	7-10	.700	0	3	3	3.0	1	0	2	0	0	17	12.5
vs UCONN	11-23-16	18	3-6	.500	0-0	.000	3-3	1.000	0	1	1	2.3	3	5	2	0	0	9	11.3	
BOISE STATE	11-28-16	21	1-9	.111	0-3	.000	3-5	.600	2	1	3	2.5	2	1	4	1	0	5	9.8	
WESTERN OREGON	11-30-16	19	8-13	.615	0-1	.000	5-5	1.000	2	0	2	2.4	1	2	1	0	1	21	12.0	
SAVANNAH STATE	12-03-16	13	8-12	.667	1-3	.333	5-5	1.000	2	0	2	2.3	2	2	2	1	0	22	13.7	
ALABAMA	12-11-16	31	4-11	.364	1-3	.333	1-2	.500	1	1	2	2.3	1	6	2	1	4	10	13.1	
MONTANA	12-13-16	14	3-8	.375	0-1	.000	0-1	.000	0	0	0	2.0	4	4	3	0	1	6	12.3	
vs UNLV	12-17-16	* 26	8-14	.571	1-4	.250	3-3	1.000	2	2	4	2.2	3	4	3	0	3	20	13.1	
FRESNO STATE	12-20-16	* 26	3-9	.333	1-4	.250	2-4	.500	0	2	2	2.2	4	4	3	0	1	9	12.7	
Totals		2	206	45-99	.455	7-22	.318	30-40	.750	11	11	22	2.2	24	30	24	3	11	127	12.7

Games played: 10
Minutes/game: 20.6
Points/game: 12.7
FG Pct: 45.5
3FG Pct: 31.8
FT Pct: 75.0

Rebounds/game: 2.2
Assists/game: 3.0
Turnovers/game: 2.4
Assist/turnover ratio: 1.3
Steals/game: 1.1
Blocks/game: 0.3

2016-17 | JUNIOR SEASON

- Led Oregon with 20 points against UNLV in his first start of the season.
- Back-to-back 20-point games versus Western Oregon (21) and Savannah State (22).
- Had a season-high 6 assists and career-best 4 steals to go with 10 points against Alabama.
- Missed the first three games of the season recovering from an off-season foot injury.
- Has moved up to 26th in UO career scoring with 1,166 points.
- A preseason all-American by A.P. and USA Today.
- On the Wooden Award Preseason Top 50 and Naismith Trophy watch lists.
- Julius Erving Small Forward of the Year Watch List.
- His 635 points as a sophomore were the eighth-most for a Duck in a single season.
- Became the first player in program history to reach 1,000 career points as a sophomore.
- Was named a 2015-16 Sporting News third-team All-American.
- Was named to the 2016 Pac-12 all-tournament team.
- Named to the 2015-16 all-Pac-12 first team.
- Named the 2015-16 USBWA District IX Player of the Year. Also named to the USBWA all-district team.
- Named to the 2015-16 NABC all-district team for District 20.

MISCELLANEOUS STATS

CATEGORY	2016-17	CAREER
Double-digit scoring	5	62
20+ point games	3	17
Double-digit rebounding		6
Double-doubles		5
Led UO in scoring	3	24
Led UO in rebounding		15
Led UO in assists	2	19
Led UO in steals	2	13
Led UO in blocks		5
5+ assist games	1	10
3+ steal games	2	7
3+ block games		3

5 THINGS OFF THE COURT

Favorite Class: American Sign Language
Favorite Movie: Rush Hour
Guilty Pleasure: Pancakes
Super Power: Flying
Bucket List: Go ATVing

2016-17 SEASON HIGHS

Points	22	Savannah State (12-3-16)
FG Made	8	3 times
FG Att.	14	vs. UNLV (12-17-16)
3 PT Made	2	vs. Tennessee (11-22-16)
3 PT Att.	4	vs. UNLV (12-17-16)
		Fresno State (12-20-16)
FT Made	7	vs. Tennessee (11-22-16)
FT Att.	10	vs. Tennessee (11-22-16)
Rebounds	4	vs. UNLV (12-17-16)
Assists	6	Alabama (12-11-16)
Steals	4	Alabama (12-11-16)
Blocks	1	3 times
Minutes	31	Alabama (12-11-16)

CAREER HIGHS

Points	30	Utah (2-7-16)
FG Made	12	Valparaiso (11-22-15)
		Utah (2-7-16)
FG Att.	24	Valparaiso (11-22-15)
3 PT Made	5	at Boise State (12-12-15)
3 PT Att.	10	at Boise State (12-12-15)
FT Made	10	Oregon State (2-20-16)
FT Att.	10	Oregon State (2-20-16)
		vs. Tennessee (11-22-16)
Rebounds	14	Portland State (11-30-14)
Assists	9	Utah (2-7-16)
Steals	4	Alabama (12-11-16)
Blocks	4	Arizona (1-8-15)
		Long Beach State (12-18-15)
Minutes	40	4 times

YEAR-BY-YEAR CAREER STATISTICS

Season	GP-GS	Min./Avg.	FG-FGA	pct.	3FG-3FGA	pct.	FT-FTA	pct.	off	def	tot	avg.	pf	fo	asst	to	blk	stl	Points	Avg.
2014-15	36-33	1,020/28.3	150-329	.456	28-83	.337	85-103	.825	62	114	176	4.9	111	4	65	73	20	18	413	11.5
2015-16	38-38	1,247/32.8	231-492	.470	48-142	.338	125-155	.806	78	129	207	5.4	112	4	119	89	14	40	635	16.7
TOTAL	74-71	2,267/30.6	381-821	.464	76-225	.338	210-258	.814	140	243	383	5.2	223	8	184	162	34	58	1,048	14.2



#4 M.J. CAGE

FRESHMAN | FORWARD | 6-10 | 225 | SANTA ANA, CALIF.

MATER DEI HS

Opponent	Date	gs	min	Total		3-Pointers		Free throws		Rebounds				pf	a	t/o	blk	stl	pts	avg
				fg-fga	pct	3fg-fga	pct	ft-fa	pct	off	def	tot	avg							

2016-17 | FRESHMAN SEASON

- Sidelined by a concussion the first couple of weeks of the season.
- May redshirt the 2016-17 season.

MISCELLANEOUS STATS

CATEGORY	2016-17	CAREER
Double-digit scoring		
20+ point games		
Double-digit rebounding		
Double-doubles		
Led UO in scoring		
Led UO in rebounding		
Led UO in assists		
Led UO in steals		
Led UO in blocks		
5+ assist games		
3+ steal games		
3+ block games		

5 THINGS OFF THE COURT

Hidden Talent: Saxophone
 Favorite Movie: Fast and Furious
 Dream Job: Car Salesman
 Favorite Class: Business Administration
 Bucket List: Sky Dive

2016-17 SEASON HIGHS

Points
 FG Made
 FG Att.
 3 PT Made
 3 PT Att.
 FT Made
 FT Att.
 Rebounds
 Assists
 Steals
 Blocks
 Minutes

YEAR-BY-YEAR CAREER STATISTICS

Season	GP-GS	Min./Avg.	FG-FGA	pct.	3FG-3FGA	pct.	FT-FTA	pct.	off	def	tot	avg.	pf	fo	asst	to	blk	stl	Points	Avg.
2016-17																				
TOTAL																				



#5 TYLER DORSEY

SOPHOMORE | GUARD | 6-4 | 195 | LOS ANGELES, CALIF.

MARANATHA HS

#05 Dorsey, Tyler

Opponent	Date	gs	min	Total		3-Pointers		Free throws		Rebounds				pf	a	t/o	blk	stl	pts	avg	
				fg-fga	pct	3fg-fga	pct	ft-fa	pct	off	def	tot	avg								
ARMY	11-11-16	*	32	7-11	.636	4-6	.667	3-3	1.000	1	1	2	2.0	0	2	1	0	0	21	21.0	
at Baylor	11/15/16	*	33	4-14	.286	1-4	.250	0-0	.000	1	1	2	2.0	1	1	0	0	0	9	15.0	
VALPARAISO	11-17-16	*	27	2-9	.222	1-4	.250	3-5	.600	0	3	3	2.3	0	3	0	0	1	8	12.7	
vs GEORGETOWN	11-21-16	*	26	1-7	.143	0-2	.000	0-0	.000	0	4	4	2.8	3	0	5	0	1	2	10.0	
vs TENNESSEE	11-22-16	*	34	3-7	.429	0-3	.000	1-2	.500	0	4	4	3.0	4	1	4	0	1	7	9.4	
vs UCONN	11-23-16	*	35	7-11	.636	3-6	.500	2-2	1.000	1	4	5	3.3	0	1	1	0	0	19	11.0	
BOISE STATE	11-28-16	*	32	6-12	.500	3-7	.429	2-4	.500	3	1	4	3.4	3	0	1	1	0	17	11.9	
WESTERN OREGON	11-30-16	*	19	4-8	.500	2-5	.400	2-2	1.000	3	1	4	3.5	0	0	0	0	0	12	11.9	
SAVANNAH STATE	12-03-16	*	20	12-16	.750	5-8	.625	0-1	.000	2	4	6	3.8	0	1	0	0	0	29	13.8	
ALABAMA	12-11-16	*	35	6-12	.500	5-8	.625	2-2	1.000	0	3	3	3.7	2	1	2	0	1	19	14.3	
MONTANA	12-13-16	*	31	2-9	.222	1-6	.167	1-3	.333	2	5	7	4.0	2	3	2	0	0	6	13.5	
vs UNLV	12-17-16	*	29	8-13	.615	2-6	.333	0-0	.000	0	2	2	3.8	0	2	1	0	0	18	13.9	
FRESNO STATE	12-20-16	*	30	3-9	.333	0-3	.000	3-6	.500	0	1	1	3.6	3	2	1	0	0	9	13.5	
Totals			13	383	65-138	.471	27-68	.397	19-30	.633	13	34	47	3.6	18	17	18	1	4	176	13.5

Games played: 13
Minutes/game: 29.5
Points/game: 13.5
FG Pct: 47.1
3FG Pct: 39.7
FT Pct: 63.3

Rebounds/game: 3.6
Assists/game: 1.3
Turnovers/game: 1.4
Assist/turnover ratio: 0.9
Steals/game: 0.3
Blocks/game: 0.1

2016-17 | SOPHOMORE SEASON

- Has a pair of 20-points games this season, including a career-best 29 versus Savannah State.
- Had 18 points in the win against UNLV.
- Led Oregon against Alabama with 19 points.
- Grabbed a season-best seven rebounds against Montana.
- On the Wooden Award Preseason Top 50 and Jerry West Shooting Guard of the Year lists.
- Was named to the 2016 Pac-12 all-tournament team.
- Named to the 2015-16 Pac-12's all-freshman team.

MISCELLANEOUS STATS

CATEGORY	2016-17	CAREER
Double-digit scoring	7	34
20+ point games	2	8
Double-digit rebounding		
Double-doubles		
Led UO in scoring	3	10
Led UO in rebounding		2
Led UO in assists		8
Led UO in steals	1	7
Led UO in blocks		
5+ assist games		4
3+ steal games		
3+ block games		

5 THINGS OFF THE COURT

Hidden Talent: Dancing
Favorite Movie: Friday
Favorite Place: Greece
Super Power: Flying
Famous Person to Meet: Rhianna

2016-17 SEASON HIGHS


Points	29	Savannah State (12-3-16)
FG Made	12	Savannah State (12-3-16)
FG Att.	16	Savannah State (12-3-16)
3 PT Made	5	Savannah State (12-3-16)
		Alabama (12-11-16)
3 PT Att.	8	Savannah State (12-3-16)
		Alabama (12-11-16)
FT Made	3	Fresno State (12-20-16)
FT Att.	6	Fresno State (12-20-16)
Rebounds	7	Montana (12-13-16)
Assists	3	Valparaiso (11-17-16)
		Montana (12-13-16)
Steals	1	4 times
Blocks	1	Boise State (1-28-16)
Minutes	35	Connecticut (11-23-16)
		Alabama (12-11-16)

CAREER HIGHS

Points	29	Savannah State (12-3-16)
FG Made	12	Savannah State (12-3-16)
FG Att.	16	3 times
3 PT Made	5	Savannah State (12-3-16)
		Alabama (12-11-16)
3 PT Att.	8	4 times
FT Made	11	Western Oregon (12-29-15)
FT Att.	15	Western Oregon (12-29-15)
Rebounds	9	at UCLA (3-2-16)
		vs. Utah (3-12-16)
Assists	5	4 times
Steals	2	8 times
Blocks	1	8 times
Minutes	38	vs. Arizona (3-11-16)

YEAR-BY-YEAR CAREER STATISTICS

Season	GP-GS	Min./Avg.	FG-FGA	pct.	3FG-3FGA	pct.	FT-FTA	pct.	off	def	tot	avg.	pf	fo	asst	to	blk	stl	Points	Avg.
2015-16	36-35	1,083/30.1	153-347	.441	67-165	.406	111-156	.712	48	107	155	4.3	75	0	71	69	7	29	484	13.4
TOTAL	36-35	1,083/30.1	153-347	.441	67-165	.406	111-156	.712	48	107	155	4.3	75	0	71	69	7	29	484	13.4



#31 DYLAN ENNIS

6TH-YEAR SENIOR | GUARD | 6-2 | 195 | BRAMPTON, ONT.

LAKE FOREST ACADEMY / RICE / VILLANOVA

#31 Ennis, Dylan

Opponent	Date	gs	min	Total		3-Pointers		Free throws		Rebounds					pf	a	t/o	blk	stl	pts	avg
				fg-fga	pct	3fg-fga	pct	ft-fa	pct	off	def	tot	avg								
ARMY	11-11-16	*	30	0-8	.000	0-3	.000	0-0	.000	0	7	7	7.0	2	2	4	0	1	0	0.0	
at Baylor	11/15/16	*	34	5-13	.385	1-6	.167	5-6	.833	0	3	3	5.0	1	1	2	2	2	16	8.0	
VALPARAISO	11-17-16	*	23	2-5	.400	1-4	.250	0-0	.000	0	4	4	4.7	3	2	0	0	0	5	7.0	
vs GEORGETOWN	11-21-16	*	32	3-6	.500	0-2	.000	3-5	.600	3	1	4	4.5	3	4	0	0	0	9	7.5	
vs TENNESSEE	11-22-16	*	34	1-9	.111	1-5	.200	6-8	.750	0	5	5	4.6	3	4	4	0	2	9	7.8	
vs UCONN	11-23-16	*	33	6-10	.600	0-3	.000	3-3	1.000	1	7	8	5.2	1	6	1	0	2	15	9.0	
BOISE STATE	11-28-16	*	36	4-7	.571	1-2	.500	9-10	.900	0	6	6	5.3	0	1	3	0	0	18	10.3	
WESTERN OREGON	11-30-16	*	18	2-4	.500	0-1	.000	3-4	.750	1	2	3	5.0	1	2	1	0	0	7	9.9	
SAVANNAH STATE	12-03-16	*	21	4-7	.571	3-6	.500	0-0	.000	0	6	6	5.1	2	4	1	2	0	11	10.0	
ALABAMA	12-11-16	*	32	2-6	.333	1-3	.333	4-4	1.000	1	3	4	5.0	2	6	4	2	2	9	9.9	
MONTANA	12-13-16	*	36	7-10	.700	3-5	.600	5-7	.714	0	1	1	4.6	1	3	2	2	0	22	11.0	
vs UNLV	12-17-16	*	30	3-10	.300	0-2	.000	2-2	1.000	1	5	6	4.8	2	5	2	1	2	8	10.8	
FRESNO STATE	12-20-16	*	33	4-8	.500	1-2	.500	4-5	.800	2	2	4	4.7	2	3	1	0	3	13	10.9	
Totals			13	392	43-103	.417	12-44	.273	44-54	.815	9	52	61	4.7	23	43	25	9	14	142	10.9

Games played: 13
Minutes/game: 30.2
Points/game: 10.9
FG Pct: 41.7
3FG Pct: 27.3
FT Pct: 81.5

Rebounds/game: 4.7
Assists/game: 3.3
Turnovers/game: 1.9
Assist/turnover ratio: 1.7
Steals/game: 1.1
Blocks/game: 0.7

2016-17 | 6TH YEAR SENIOR SEASON

- In nearing 1,000 points in his collegiate career (950 thru 12/20).
- Netted a career-high 22 points against Montana.
- Contributed 13 points against Fresno State.
- Led Oregon in its win against Boise State with 18 points.
- The Ducks' top rebounding guard has grabbed at least six rebounds five times this season.
- Granted a medical hardship sixth season after missing all but two games in 2015-16 due to a foot injury.

MISCELLANEOUS STATS

CATEGORY	2016-17	CAREER
Double-digit scoring	5	44
20+ point games	1	2
Double-digit rebounding		1
Double-doubles		3
Led UO in scoring	2	2
Led UO in rebounding		
Led UO in assists	4	4
Led UO in steals	3	3
Led UO in blocks		
5+ assist games	3	28
3+ steal games	1	8
3+ block games		2

5 THINGS OFF THE COURT

Hidden Talent: Acting
Favorite Movie: Remember the Titans
Favorite Place: Australia
Super Power: Teleportation
Bucket List: Tokyo

2016-17 SEASON HIGHS

Points	22	Montana (12-13-16)
FG Made	7	Montana (12-13-16)
FG Att.	13	at Baylor (11-15-16)
3 PT Made	3	Savannah State (12-3-16)
		Montana (12-13-16)
3 PT Att.	6	at Baylor (11-15-16)
		Savannah State (12-3-16)
FT Made	9	Boise State (11-28-16)
FT Att.	10	Boise State (11-28-16)
Rebounds	8	vs. Connecticut (11-23-16)
Assists	6	vs. Connecticut (11-23-16)
		Alabama (12-11-16)
Steals	3	Fresno State (12-20-16)
Blocks	2	3 times
Minutes	36	Boise State (11-28-16)
		Montana (12-13-16)

CAREER HIGHS

Points	22	Montana (12-13-16)
FG Made	7	4 times
FG Att.	14	Lehigh (11-14-14)
3 PT Made	5	at East Carolina (2-4-12)
		Xavier (1-14-15)
3 PT Att.	9	at Xavier (2-28-15)
		Lehigh (11-14-14)
FT Made	9	Boise State (11-28-16)
FT Att.	11	Florida A&M (11-22-11)
		at Georgetown (1-19-15)
Rebounds	10	at Southern Miss (2-25-12)
Assists	11	Tulane (1-28-12)
		vs. East Carolina (3-7-12)
Steals	4	at Penn (1-17-15)
Blocks	3	at Oakland (3-20-12)
		Georgetown (2-7-15)
Minutes	38	at Southern Miss (2-25-12)

YEAR-BY-YEAR CAREER STATISTICS (2011-12 - Rice; 2013-15 - Villanova; 2015-16 - Oregon)

Season	GP-GS	Min./Avg.	FG-FGA	pct.	3FG-3FGA	pct.	FT-FTA	pct.	off	def	tot	avg.	pf	fo	asst	to	blk	stl	Points	Avg.
2011-12	35-27	929/26.5	97-223	.435	29-82	.354	75-113	.664	25	126	151	4.3	61	0	144	90	21	37	298	8.5
2013-14	30-0	485/16.2	47-133	.353	25-83	.301	33-42	.786	6	46	52	1.7	47	0	49	20	8	8	152	5.1
2014-15	36-36	1,013/28.1	123-295	.417	58-160	.363	52-84	.619	33	99	132	3.7	78	1	126	64	16	35	356	9.9
2015-16	2-0	21/10.5	1-4	.250	0-2	.000	0-0	.000	1	2	3	1.5	0	0	2	2	0	0	2	1.0
TOTAL	103-63	2,448/23.8	268-655	.409	112-327	.343	160-239	.669	65	273	338	3.3	186	1	321	176	45	80	808	7.8



#10 CHARLIE NOEBEL

SENIOR | GUARD | 6-2 | 178 | IRVINE, CALIF.

MATER DEI HS

#10 Noebel, Charlie

Opponent	Date	gs	min	Total fg-fga	pct	3-Pointers 3fg-fga	pct	Free throws ft-fa	pct	Rebounds off def tot	avg	pf	a	to	blk	stl	pts	avg
ARMY	11-11-16	dnp	-	-	-	-	-	-	-	-	-	-	-	-	-	-	-	-
at Baylor	11/15/16	dnp	-	-	-	-	-	-	-	-	-	-	-	-	-	-	-	-
VALPARAISO	11-17-16	1	0-0	.000	0-0	.000	0-0	.000	0	0	0	0.0	0	0	0	0	0	0.0
vs GEORGETOWN	11-21-16	dnp	-	-	-	-	-	-	-	-	-	-	-	-	-	-	-	-
vs TENNESSEE	11-22-16	dnp	-	-	-	-	-	-	-	-	-	-	-	-	-	-	-	-
vs UCONN	11-23-16	dnp	-	-	-	-	-	-	-	-	-	-	-	-	-	-	-	-
BOISE STATE	11-28-16	dnp	-	-	-	-	-	-	-	-	-	-	-	-	-	-	-	-
WESTERN OREGON	11-30-16	3	0-1	.000	0-1	.000	0-0	.000	0	0	0	0.0	0	0	0	0	0	0.0
SAVANNAH STATE	12-03-16	6	0-2	.000	0-2	.000	0-0	.000	0	1	1	0.3	1	0	1	0	1	0.0
ALABAMA	12-11-16	dnp	-	-	-	-	-	-	-	-	-	-	-	-	-	-	-	-
MONTANA	12-13-16	dnp	-	-	-	-	-	-	-	-	-	-	-	-	-	-	-	-
vs UNLV	12-17-16	1	0-0	.000	0-0	.000	0-0	.000	0	1	1	0.5	0	0	0	0	0	0.0
FRESNO STATE	12-20-16	dnp	-	-	-	-	-	-	-	-	-	-	-	-	-	-	-	-
Totals		0	11	0-3	.000	0-3	.000	0-0	.000	0	2	2	0.5	1	0	1	0	0.0

Games played: 4
Minutes/game: 2.8
FG Pct: 0.0
3FG Pct: 0.0

Rebounds/game: 0.5
Turnovers/game: 0.3
Steals/game: 0.3

5 THINGS OFF THE COURT

Hidden Talent: Surfing
Favorite Movie: Fight Club
Favorite Place: Italy
Favorite Class: Astronomy 122
Guilty Pleasure: Chocolate Cookies

2016-17 SEASON HIGHS

Points	-	-
FG Made	-	-
FG Att.	2	Savannah State (12-3-16)
3 PT Made	-	-
3 PT Att.	2	Savannah State (12-3-16)
FT Made	-	-
FT Att.	-	-
Rebounds	1	Savannah State (12-3-16)
Assists	-	-
Steals	1	Savannah State (12-3-16)
Blocks	-	-
Minutes	6	Savannah State (12-3-16)

CAREER HIGHS

Points	3	vs. Utah (3-12-16)
FG Made	1	vs. Utah (3-12-16)
FG Att.	2	vs. Utah (3-12-16)
		Savannah State (12-3-16)
3 PT Made	1	vs. Utah (3-12-16)
3 PT Att.	2	vs. Utah (3-12-16)
		Savannah State (12-3-16)
FT Made	-	-
FT Att.	-	-
Rebounds	1	4 times
Assists	-	-
Steals	1	Savannah State (12-3-16)
Blocks	-	-
Minutes	6	Savannah State (12-3-16)

YEAR-BY-YEAR CAREER STATISTICS

Season	GP-GS	Min./Avg.	FG-FGA	pct.	3FG-3FGA	pct.	FT-FTA	pct.	off	def	tot	avg.	pf	fo	asst	to	blk	stl	Points	Avg.
2014-15	4-0	6/1.5	0-1	.000	0-1	.000	0-0	.000	0	1	1	0.3	1	0	0	2	0	0	0	0.0
2015-16	10-0	16/1.6	1-4	.250	1-4	.250	0-0	.000	1	1	2	0.2	3	0	0	1	0	0	3	0.3
TOTAL	14-0	22/1.6	1-5	.200	1-5	.200	0-0	.000	1	2	3	0.2	4	0	0	3	0	0	3	0.2



#3 PAYTON PRITCHARD

FRESHMAN | GUARD | 6-2 | 200 | WEST LINN, ORE.

WEST LINN HS

#03 Pritchard, Payton

Opponent	Date	gs	min	Total		3-Pointers		Free throws		Rebounds				pf	a	t/o	blk	stl	pts	avg
				fg-fga	pct	3fg-fga	pct	ft-fa	pct	off	def	tot	avg							
ARMY	11-11-16		32	3-8	.375	2-5	.400	7-9	.778	1	1	2	2.0	3	4	4	2	1	15	15.0
at Baylor	11/15/16		23	1-6	.167	0-3	.000	1-1	1.000	0	1	1	1.5	2	3	2	0	1	3	9.0
VALPARAISO	11-17-16		28	2-5	.400	1-3	.333	4-4	1.000	0	2	2	1.7	1	5	2	0	0	9	9.0
vs GEORGETOWN	11-21-16		31	7-14	.500	3-8	.375	1-2	.500	1	1	2	1.8	1	2	2	0	4	18	11.3
vs TENNESSEE	11-22-16	*	30	2-7	.286	1-4	.250	1-4	.250	0	2	2	1.8	4	1	2	0	1	6	10.2
vs UCONN	11-23-16	*	31	1-5	.200	1-4	.250	0-1	.000	2	2	4	2.2	3	1	1	0	0	3	9.0
BOISE STATE	11-28-16	*	27	2-4	.500	0-2	.000	0-0	.000	0	5	5	2.6	3	1	2	0	4	8	8.3
WESTERN OREGON	11-30-16	*	20	2-7	.286	1-4	.250	0-0	.000	0	2	2	2.5	0	5	1	0	1	5	7.9
SAVANNAH STATE	12-03-16	*	30	1-8	.125	1-6	.167	2-2	1.000	1	5	6	2.9	1	13	2	0	1	5	7.6
ALABAMA	12-11-16	*	25	3-7	.429	0-3	.000	0-0	.000	0	2	2	2.8	3	2	0	0	0	6	7.4
MONTANA	12-13-16	*	31	4-7	.571	2-5	.400	2-2	1.000	0	1	1	2.6	1	4	1	0	2	12	7.8
vs UNLV	12-17-16	*	21	2-5	.400	2-4	.500	0-0	.000	1	1	2	2.6	3	3	1	0	1	6	7.7
FRESNO STATE	12-20-16	*	28	3-4	.750	1-2	.500	1-1	1.000	1	2	3	2.6	2	1	3	0	1	8	7.7
Totals		9	357	33-87	.379	15-53	.283	19-26	.731	7	27	34	2.6	27	45	23	2	13	100	7.7

Games played: 13
Minutes/game: 27.5
Points/game: 7.7
FG Pct: 37.9
3FG Pct: 28.3
FT Pct: 73.1

Rebounds/game: 2.6
Assists/game: 3.5
Turnovers/game: 1.8
Assist/turnover ratio: 2.0
Steals/game: 1.0
Blocks/game: 0.2

2016-17 | FRESHMAN SEASON

- Tied the Matthew Knight Arena record with 13 assists versus Savannah State.
- Ranks eighth in the Pac-12 in assists (3.5) and sixth in assists-to-turnover ratio (2.0-to-1).
- Moved into the starting line-up in Oregon's fifth game of the season; the Ducks are 9-0 since then.
- Scored 15 points in the season opener versus Army and then 18 against Georgetown.
- Reached double figures for the first time in seven games with 12 versus Montana

MISCELLANEOUS STATS

CATEGORY	2016-17	CAREER
Double-digit scoring	3	3
20+ point games		
Double-digit rebounding		
Double-doubles		
Led UO in scoring	1	1
Led UO in rebounding		
Led UO in assists	5	5
Led UO in steals	2	2
Led UO in blocks		
5+ assist games	3	3
3+ steal games	1	1
3+ block games		

5 THINGS OFF THE COURT

Hidden Talent: Ping Pong
Favorite Movie: Stomp the Yard
Favorite Place: Hawaii
Guilty Pleasure: Baking Chocolate Cookies
Bucket List: Sky Diving

2016-17 SEASON HIGHS

Points	18	vs. Georgetown (11-21-16)
FG Made	7	vs. Georgetown (11-21-16)
FG Att.	14	vs. Georgetown (11-21-16)
3 PT Made	3	vs. Georgetown (11-21-16)
3 PT Att.	8	vs. Georgetown (11-21-16)
FT Made	7	Army (11-11-16)
FT Att.	9	Army (11-11-16)
Rebounds	6	Savannah State (12-3-16)
Assists	13	Savannah State (12-3-16)
Steals	4	vs. Georgetown (11-21-16)
Blocks	2	Army (11-11-16)
Minutes	32	Army (11-11-16)

YEAR-BY-YEAR CAREER STATISTICS

Season	GP-GS	Min./Avg.	FG-FGA	pct.	3FG-3FGA	pct.	FT-FTA	pct.	off	def	tot	avg.	pf	fo	asst	to	blk	stl	Points	Avg.
2016-17																				
TOTAL																				



#11 KEITH SMITH

FRESHMAN | FORWARD | 6-7 | 205 | SEATTLE, WASH.

RAINIER BEACH HS

#11 Smith, Keith

Opponent	Date	Total			3-Pointers		Free throws		Rebounds			pf	a	to	blk	stl	pts	avg		
		gs	min	fg-fga	pct	3fg-fga	pct	ft-fa	pct	off	def								tot	avg
ARMY	11-11-16	6	2-7	.286	0-3	.000	0-0	.000	1	1	2	2.0	2	0	0	0	4	4.0		
at Baylor	11/15/16	7	0-1	.000	0-1	.000	0-0	.000	0	1	1	1.5	2	0	0	1	0	2.0		
VALPARAISO	11-17-16	15	2-2	1.000	0-0	.000	0-0	.000	0	2	2	1.7	2	3	1	0	4	2.7		
vs GEORGETOWN	11-21-16	1	0-0	.000	0-0	.000	0-0	.000	0	1	1	1.5	0	0	0	0	0	2.0		
vs TENNESSEE	11-22-16	5	0-2	.000	0-1	.000	0-0	.000	0	0	0	1.2	0	0	0	0	1	0.6		
vs UCONN	11-23-16	2	0-1	.000	0-0	.000	0-0	.000	0	0	0	1.0	0	0	0	0	0	1.3		
BOISE STATE	11-28-16	5	0-1	.000	0-1	.000	1-2	.500	0	0	0	0.9	0	0	0	0	1	1.3		
WESTERN OREGON	11-30-16	20	1-8	.125	0-3	.000	0-0	.000	2	1	3	1.1	2	1	2	1	2	1.4		
SAVANNAH STATE	12-03-16	17	7-12	.583	1-4	.250	0-0	.000	4	4	8	1.9	2	6	3	2	0	15	2.9	
ALABAMA	12-11-16	3	0-0	.000	0-0	.000	0-0	.000	0	0	0	1.7	0	0	0	0	1	0.6		
MONTANA	12-13-16	7	2-2	1.000	0-0	.000	0-0	.000	1	0	1	1.6	4	0	0	0	1	4	2.7	
vs UNLV	12-17-16	10	0-0	.000	0-0	.000	2-4	.500	0	2	2	1.7	4	1	2	0	0	2	2.7	
FRESNO STATE	12-20-16	10	1-2	.500	0-1	.000	0-0	.000	1	0	1	1.6	0	1	1	0	0	2	2.6	
Totals		0	108	15-38	.395	1-14	.071	3-6	.500	9	12	21	1.6	18	12	9	4	5	34	2.6

Games played: 13
Minutes/game: 8.3
Points/game: 2.6
FG Pct: 39.5
3FG Pct: 7.1
FT Pct: 50.0

Rebounds/game: 1.6
Assists/game: 0.9
Turnovers/game: 0.7
Assist/turnover ratio: 1.3
Steals/game: 0.4
Blocks/game: 0.3

2016-17 | FRESHMAN SEASON

- Found his scoring groove against Savannah State with 15 points and eight rebounds.

MISCELLANEOUS STATS

CATEGORY	2016-17	CAREER
Double-digit scoring	1	1
20+ point games		
Double-digit rebounding		
Double-doubles		
Led UO in scoring		
Led UO in rebounding		
Led UO in assists		
Led UO in steals		
Led UO in blocks	1	1
5+ assist games	1	1
3+ steal games		
3+ block games		

5 THINGS OFF THE COURT


Hidden Talent: Drawing
Favorite Movie: He Got Game
Favorite Place: Hawaii
Super Power: Flying
Bucket List: Travel the world

2016-17 SEASON HIGHS

Points	15	Savannah State (12-3-16)
FG Made	7	Savannah State (12-3-16)
FG Att.	12	Savannah State (12-3-16)
3 PT Made	1	Savannah State (12-3-16)
3 PT Att.	4	Savannah State (12-3-16)
FT Made	2	vs. UNLV (12-17-16)
FT Att.	4	vs. UNLV (12-17-16)
Rebounds	8	Savannah State (12-3-16)
Assists	6	Savannah State (12-3-16)
Steals	2	Western Oregon (11-30-16)
Blocks	2	Savannah State (12-3-16)
Minutes	20	Western Oregon (11-30-16)

YEAR-BY-YEAR CAREER STATISTICS

Season	GP-GS	Min./Avg.	FG-FGA	pct.	3FG-3FGA	pct.	FT-FTA	pct.	off	def	tot	avg.	pf	fo	asst	to	blk	stl	Points	Avg.
2016-17																				
TOTAL																				



#41 ROMAN SORKIN

JUNIOR | FORWARD | 6-10 | 225 | ASHDOD, ISRAEL

HOF HASHARON HS

#41 Sorkin, Roman

Opponent	Date	gs	min	Total	fg-fga	pct	3fg-fga	pct	Free throws	ft-fa	pct	Rebounds	off	def	tot	avg	pf	a	t/o	blk	stl	pts	avg
ARMY	11-11-16	18		3-4	.750	2-2	1.000	4-4	1.000	1	4	5	5.0	4	3	2	4	0	12	12.0			
at Baylor	11/15/16	8		0-2	.000	0-1	.000	0-0	.000	2	0	2	3.5	1	0	0	0	0	0	6.0			
VALPARAISO	11-17-16	2		0-1	.000	0-0	.000	0-0	.000	0	0	0	2.3	1	0	0	0	0	0	4.0			
vs GEORGETOWN	11-21-16	dnp		-	-	-	-	-	-	-	-	-	-	-	-	-	-	-	-	-	-	-	-
vs TENNESSEE	11-22-16	dnp		-	-	-	-	-	-	-	-	-	-	-	-	-	-	-	-	-	-	-	-
vs UCONN	11-23-16	dnp		-	-	-	-	-	-	-	-	-	-	-	-	-	-	-	-	-	-	-	-
BOISE STATE	11-28-16	dnp		-	-	-	-	-	-	-	-	-	-	-	-	-	-	-	-	-	-	-	-
WESTERN OREGON	11-30-16	19		5-6	.833	3-3	1.000	2-2	1.000	2	1	3	2.5	0	2	0	1	0	15	6.8			
SAVANNAH STATE	12-03-16	16		6-9	.667	0-2	.000	0-0	.000	4	4	8	3.6	3	2	1	1	0	12	7.8			
ALABAMA	12-11-16	dnp		-	-	-	-	-	-	-	-	-	-	-	-	-	-	-	-	-	-	-	-
MONTANA	12-13-16	1		0-2	.000	0-0	.000	0-0	.000	1	0	1	3.2	0	0	0	0	0	6.5				
vs UNLV	12-17-16	16		1-4	.250	0-1	.000	2-2	1.000	1	2	3	3.1	2	0	1	1	0	4	6.1			
FRESNO STATE	12-20-16	4		1-3	.333	0-0	.000	0-0	.000	2	1	3	3.1	0	0	1	0	0	2	5.6			
Totals		0	84	16-31	.516	5-9	.556	8-8	1.000	13	12	25	3.1	11	7	5	7	0	45	5.6			

Games played: 8
Minutes/game: 10.5
Points/game: 5.6
FG Pct: 51.6
3FG Pct: 55.6
FT Pct: 100.0

Rebounds/game: 3.1
Assists/game: 0.9
Turnovers/game: 0.6
Assist/turnover ratio: 1.4
Blocks/game: 0.9

2016-17 | JUNIOR SEASON

- Has been able to provide a spark off the bench on the offensive side of the ball.
- Scored a career-best 15 points against Western Oregon.
- Also netted 12 against Army and Savannah State.

MISCELLANEOUS STATS

CATEGORY	2016-17	CAREER
Double-digit scoring	2	2
20+ point games		
Double-digit rebounding		
Double-doubles		
Led UO in scoring		
Led UO in rebounding		1
Led UO in assists		
Led UO in steals		
Led UO in blocks		2
5+ assist games		
3+ steal games		
3+ block games		

5 THINGS OFF THE COURT

Hidden Talent: Tennis
Guilty Pleasure: Pasta
Favorite Place: Hawaii
Super Power: Live forever
Dream Job: Businessman

2016-17 SEASON HIGHS

Points	15	Western Oregon (11-30-16)
FG Made	6	Savannah State (12-3-16)
FG Att.	9	Savannah State (12-3-16)
3 PT Made	3	Western Oregon (11-30-16)
3 PT Att.	3	Western Oregon (11-30-16)
FT Made	4	Army (11-11-16)
FT Att.	4	Army (11-11-16)
Rebounds	8	Savannah State (12-3-16)
Assists	3	Army (11-11-16)
Steals	-	-
Blocks	4	Army (11-11-16)
Minutes	19	Western Oregon (11-30-16)

CAREER HIGHS

Points	15	Western Oregon (11-30-16)
FG Made	6	Savannah State (12-3-16)
FG Att.	9	Savannah State (12-3-16)
3 PT Made	3	Western Oregon (11-30-16)
3 PT Att.	3	Arkansas State (11-25-15)
		Western Oregon (11-30-16)
FT Made	4	Army (11-11-16)
FT Att.	4	Arkansas State (11-25-15)
		Army (11-11-16)
Rebounds	8	Savannah State (12-3-16)
Assists	3	Army (11-11-16)
Steals	1	Jackson State (11-13-15)
Blocks	4	Army (11-11-16)
Minutes	19	Western Oregon (11-30-16)

YEAR-BY-YEAR CAREER STATISTICS

Season	GP-GS	Min./Avg.	FG-FGA	pct.	3FG-3FGA	pct.	FT-FTA	pct.	off	def	tot	avg.	pf	fo	asst	to	blk	stl	Points	Avg.
2014-15	8-0	35/4.4	5-11	.455	2-6	.333	1-2	.500	1	7	8	1.0	2	0	1	3	1	0	13	1.6
2015-16	22-0	124/5.6	15-32	.469	4-15	.267	7-9	.778	7	14	21	1.0	14	0	5	5	3	1	41	1.9
TOTAL	30-0	159/5.3	20-43	.465	6-21	.286	8-11	.727	8	21	29	1.0	16	0	6	8	4	1	54	1.8

2016-17 Oregon Ducks Photo Roster



Dana Altman
Head Coach



Tony Stubblefield
Assistant Coach




Kevin McKenna
Assistant Coach



Mike Mennenga
Assistant Coach



Josh Jamieson
Director of Operations



Robert McCullum
Asst. Dir. of Ops.



Adam Linens
Strength Coach



Allen Morill
Asst. Cond. Coach



Clay Jamieson
Athletic Trainer



Patrick Scully
Video Coordinator



Matt Zosel
Graduate Manager



Donovan Rodgers
Equipment Manager



Jordan Bell
1 Forward



Casey Benson
#2 Guard



Kavell Bigby-Williams
#35 Forward



Chris Boucher
#25 Forward



Dillon Brooks
#24 Forward



M.J. Cage
#4 Forward



Tyler Dorsey
#5 Guard



Dylan Ennis
#31 Guard




Charlie Noebel
#10 Guard




Payton Pritchard
#3 Guard



Keith Smith
#11 Guard



Roman Sorkin
#41 Forward



Paul White
#13 Forward



Patrick Benson
Manager



Robbie Ellis
Manager



Brian Jones
Manager



Chris Reeves
Manager



Nick Ruiz
Manager