WESTERN MICHIGAN
MEN'S BASKETBALL

8 MAC CHAMPIONSHIPS • 4 NCAA TOURNAMENTS • 8 MAC WEST CHAMPIONSHIPS • 12 ALL-AMERICANS

WESTERN MICHIGAN BRONCOS (3-7, 0-0 MAC)
AT NO.2 UCLA (12-0, 0-0 PAC-12)
DEC. 21, 2016 - 11 PM ET • LOS ANGELES, CALIF. • PAULEY PAVILION (13,800)

WESTERN MICHIGAN (3-7, 0-0 MAC)
HEAD COACH: STEVE HAWKINS
RECORD AT WMU: 238-191, 130-90 MAC (14TH)
WMU VS. UCLA: 1-0
HAWKINS VS. UCLA: 0-0
LAST MEETING BETWEEN WMU & UCLA
2/18/40; IN KALAMAZOO; WMU, 56-43

UCLA: (12-0, 0-0 PAC-12)
HEAD COACH: STEVE ALFORD:
RECORD AT UCLA: 77-40 (4TH)
UCLA VS. WMU: 0-1
ALFORD VS. WMU: 0-0

BROADCAST INFORMATION

Radio • Bronco Radio Network - Aaron Coyle (PBP)
(Pre-game show begins at half hour before tip ET)

Stations • WZOX — 96.5 FM: (Flagship) Kalamazoo, Portage, Mattawan; WMAX — 96.1 FM: Grand Rapids, Holland, Muskegon

TV/Video Stream: PAC 12 Network
Talent: Spero Dedes (PBP), Steve Lavin (color)

Live Stats: statbroadcast.com
Twitter Updates: @WMUMBB

2016 SCHEDULE

SAT.	**NOV. 5**	**K-COLLEGE (EXH.)**	**W, 108-57**
FRI.	**NOV. 11**	**MARYGROVE**	**W, 90-74**
Mon.	Nov. 14	at Oakland	L, 77-60
Thurs.	Nov. 17	vs. No. 3 Villanova^	L, 76-65
Fri.	Nov. 18	vs. UTEP ^	L, 85-75
Sun.	Nov. 20	vs. Boise State^	L, 91-70
SAT.	**NOV. 26**	**CENTRAL ARKANSAS**	**W, 80-63**
WED.	**NOV. 30**	**UNCW**	**L, 97-92**
Wed.	Dec. 7	at Cleveland State	L, 85-62
SAT.	**DEC. 10**	**JAMES MADISON**	**W, 74-67**
Sun.	Dec. 18	at Washington	L, 92-86
Wed.	Dec. 21	at No. 2 UCLA	11 p.m.
THURS.	**DEC. 29**	**ALABAMA A&M**	**7 P.M.**
Tues.	Jan. 3	at Ohio*	7 p.m.
Fri.	Jan. 6	at Akron*	6:30 p.m.
TUES.	**JAN. 10**	**TOLEDO***	**7 P.M.**
SAT.	**JAN. 14**	**KENT STATE***	**2 P.M.**
Tues.	Jan. 17	at Eastern Michigan*	7 p.m.
Sat.	Jan. 21	at Buffalo*	3:30 p.m.
TUES.	**JAN. 24**	**AKRON***	**7 P.M.**
Sat.	Jan. 28	at Ball State*	1 P.M.
TUES.	**JAN. 31**	**OHIO***	**7 P.M.**
Sat.	Feb. 4	at Central Michigan*	4:30 p.m.
Tues.	Feb. 7	at Miami*	7 p.m.
SAT.	**FEB. 11**	**NORTHERN ILLINOIS***	**7 P.M.**
TUES.	**FEB. 14**	**BOWLING GREEN***	**7 P.M.**
SAT.	**FEB. 18**	**EASTERN MICHIGAN***	**4 P.M.**
Tues.	Feb. 21	at Toledo*	7 p.m.
SAT.	**FEB. 25**	**BALL STATE***	**2 P.M.**
Tues.	Feb. 28	at Northern Illinois*	8 p.m.
FRI.	**MAR. 3**	**CENTRAL MICHIGAN***	**7 P.M.**
Mon.	Mar. 6	MAC Tourn. First Round	TBA
Thurs.	Mar. 9	MAC Quarterfinals # !	TBA
Fri.	Mar. 10	MAC Semifinals # !	TBA
Sat.	Mar. 11	MAC Championship # !	TBA

All times ET, and subject to change
All home contests aired on ESPN3
Home contests in bold caps
(Exh) - Exhibition contest
^ - ESPN Gildan Charleston Classic (Charleston, S.C.)
* Mid-American Conference contest
# - MAC Tournament
! - Cleveland, Ohio (Quicken Loans Arena)

WMU TALE OF THE TAPE

WMU		UW
3-7	Overall Record	4-5
0-0	Conference Record	0-0
3-1	Home Record	3-2
0-3	Away Record	0-2
0-3	Neutral Record	1-1
309	RPI (NCAA)	14
75.4	Points/Game	85.9
80.7	Points Against	82.6
43.4	FG%	47.4
50.4	Opp. FG%	44.5
32.2	3-Point FG%	41.8
41.2	Opp. 3-Point FG%	37.6
5.7	3-Pointers/Game	7.9
69.2	FT%	68.8
+ 1.1	Rebound Margin	+ 5.3
13.7	Turnovers/Game	14.4
15.0	Opp. Turnovers/Game	13.7
+ 1.3	Turnover Margin	- 0.8

PROBABLE STARTERS

No.	Name	Pos.	Ht.	Wt.	Yr.	Hometown	2016-17 PPG	2016-17 RPG	2015-16 PPG	2015-16 RPG
1	Tucker Haymond	F	6-6	214	Sr.	Seattle, Wash.	13.1	3.9	15.9	5.8
10	Thomas Wilder	G	6-3	192	Jr.	Montgomery, Ill.	16.1	3.5	18.0	4.2
23	Reggie Jones	G/F	6-6	210	Fr.	Marion, Ind.	6.9	2.6	—	—
35	Brandon Johnson	F	6-8	225	Fr.	Chicago, Ill.	9.5	6.7	—	—
42	Drake LaMont	C	6-10	245	Jr.	Plantation, Fla.	9.4	4.6	7.8	4.6

THE BENCH

No.	Name	Pos.	Ht.	Wt.	Yr.	Hometown	PPG	RPG	PPG	RPG
0	Bryce Moore	G	6-2	197	So.	Indianapolis, Ind.	5.7	1.2	5.5	2.2
3	Josh Davis	G/F	6-5	190	So.	Detroit, Mich.	3.4	1.6	2.8	1.4
4	Jared Printy	G	6-4	178	Fr.	Cedar Rapids, Iowa	2.2	1.0	—	—
11	Ryan Wade **	G	5-9	175	RFr.	Laingsburg, Mich.	—	—	—	—
12	Jarrin Randall	G	5-11	157	Fr.	Chicago, Ill.	2.5	0.2	—	—
13	Brandon Allen	G	5-10	165	Fr.	East Lansing, Mich.	—	—	—	—
24	Adida Ikongshul	F	6-6	187	Fr.	Madison, Ind./Nigeria	0.3	2.7	—	—
50	Seth Dugan	C	7-0	242	So.	Otsego, Mich.	4.8	4.8	4.8	4.1
54	Maxwell Omili	C	6-8	225	Fr.	Nigeria	0.7	0.3	—	—

*** medical redshirt*

2016-17 QUICK FACTS

School.....Western Michigan University
Location.....Kalamazoo, Mich. 49008-5406
Established.....1903
Enrollment.....23,914
Nickname.....Broncos
Colors.....Brown & Gold
Venue.....University Arena
Capacity.....5,421
Affiliation.....NCAA Division I
Conference.....Mid-American (West)
President.....Dr. John M. Dunn
Northern Illinois, 1967
Athletics Director.....Kathy Beauregard
Hope, 1979
Supervising AD, M. Basketball.....Jeff Stone

TEAM INFORMATION

2015-16 Overall Record.....13-19
2015-16 MAC Record.....7-11 / 6th MAC West
Letterwinners Returning.....6
Letterwinners Lost.....5
Starters Returning.....4
Starters Lost.....1
Redshirts Returning.....1
Newcomers.....7

MEN'S BASKETBALL STAFF

Head Coach.....Steve Hawkins (14th season)
South Alabama, 1987
Career Record (22 seasons).....375-302
Quincy (D-II) (nine seasons).....137-111
Western Michigan (13 seasons).....238-191
MAC record (13 seasons).....130-90

Assistant Coach.....Clayton Bates (14th season)
Florida, 1995
Assistant Coach.....James Holland (fifth season)
USC-Spartanburg, 1985
Assistant Coach.....Larry Farmer (sixth season)
UCLA, 1973
Director of Ops.....Dan Hoff (fourth season)
Eastern Michigan, 1976
Strength & Conditioning Coach.....Tim Herrmann
Athletic Trainer.....Kevin Lehmann

MEN'S BASKETBALL HISTORY

First varsity season.....1913-14
All-time record/seasons.....1,332-1,160/103
MAC Regular Season Championships.....6
1952, 1976, 1981, 1998, 2004, 2014
MAC Tournament Championships.....2
2004, 2014
MAC West Titles.....8
1998, 2004, 2005, 2008, 2009, 2011, 2013, 2014
NCAA Tournament Appearances.....4
1976, 1998, 2004, 2014
All-Americans.....6
Academic All-Americans.....9

WMU ATHLETIC MEDIA RELATIONS

Kristin Keirns, Assistant AD // MBB Contact
(o) 269-387-4123 // (c) 269-998-8062
Email: kristin.keirns@wmich.edu
Website: wmubroncos.com
Twitter: @wmubroncos // @WMUMBB
Facebook: wmubroncos

ROSTER

No.	Name	Pos.	Ht.	Wt.	Yr.	Hometown (High School)
0	Bryce Moore	G	6-2	197	So.	Indianapolis, Ind. (Park Tudor)
1	Tucker Haymond	G/F	6-6	214	Sr.	Seattle, Wash. (Garfield)
3	Josh Davis	G/F	6-5	190	So.	Detroit, Mich. (Henry J. Ford)
4	Jared Printy	G	6-4	178	Fr.	Cedar Rapids, Iowa (Linn-Mar)
10	Thomas Wilder	G	6-3	192	Jr.	Montgomery, Ill. (Quakerdale Prep (Iowa))
11	Ryan Wade	G	5-10	175	RFr.	Laingsburg, Mich. (Laingsburg)
12	Jarrin Randall	G	5-11	157	Fr.	Chicago, Ill. (Morgan Park)
13	Brandon Allen	G	5-10	165	Fr.	East Lansing, Mich. (Haslett)
23	Reggie Jones	G/F	6-5	210	Fr.	Marion, Ind. (Marion)
24	Adida Ikongshul	F	6-6	187	Fr.	Madison, Ind./Nigeria (Madison Consolidated
35	Brandon Johnson	F	6-8	225	Fr.	Chicago, Ill. (Thea Bowman Leadership Academy)
42	Drake LaMont	C	6-10	245	Jr.	Plantation, Fla. (American Heritage)
50	Seth Dugan	C	7-0	242	So.	Otsego, Mich. (Otsego)
54	Maxwell Omili	C	6-8	225	Fr.	Nigeria

Head Coach: Steve Hawkins (14th season)
Assistant Coaches: Clayton Bates, James Holland, Larry Farmer
Director of Operations: Dan Hoff

PRONUNCIATIONS
Tucker Haymond: HAY-mund
Adida Ikongshul: uh-DEE-duh eh-KONG-shool
Seth Dugan: DOO-gan

2016-17 RETURNERS

Thomas Wilder (#10, 6-3, Jr., G)
2015-16 stats: 18.0 ppg, 4.2 rpg, 98 assists, 52 steals
• Second Team All-MAC selection
• Averaged 20.4 ppg in MAC games, led conference scoring start to finish
• Led the league in FT attempts (188) and makes (238), shooting 79.0% from the line
• FT attempts and FT made both rank 3rd in WMU single-season history
• Scored in double digits 28 of 32 games, reaching 20 or more points 14 times
• Scored a career-high 35 points, adding 10 rebounding for first career double-double in 94-86 victory over Eastern Michigan (1/30/16)

Tucker Haymond (#1, 6-6, Sr., G/F)
2015-16 stats: 15.9 ppg, 5.8 rpg, 73 assists
• Second on the team in points, rebounds and assists
• Led WMU in minutes played (1,019 - 31.8 mpg)
• Scored in double digits in 27 of 32 games
• Scored career-high 27 points in WMU's 91-71 win over Buffalo (1/23/16); had dunk from that game featured as one of ESPN's college plays of the day

Drake LaMont (#42, 6-10, Jr., C)
2015-16 stats: 7.8 ppg, 4.6 rpg, 20 blocks
• Third leading scorer on the team during season
• Ranked 7th in the MAC in field goal percentage (53.4%)
• Played in all 32 games, made 20 starts at center including all 18 during MAC season

Bryce Moore (#0, 6-2, So., G)
2015-16 stats: 5.5 ppg, 2.2 rpg, 41 assists
• Made all 13 starts during MAC games, played in 31 games overall
• Scored 24 points in 83-69 victory over Northern Illinois (1/16/16)
• WMU's backup point guard, also one of team's top defenders

Seth Dugan (#50, 7-0, So., C)
2015-16 stats: 4.8 ppg, 4.1 rpg, 20 blocks
• Played in all 32 games, made 12 starts at center during non-conference season
• Scored double figures in four games, recorded a double-double (17p/10r) vs. Marygrove (12/12/15)
• Shot a team-high 55.1% from the floor during MAC games, averaged 5.8 ppg in MAC

Josh Davis (#3, 6-5, So., G/F)
2015-16 stats: 2.8 ppg, 1.4 rpg, 12 steals
• Appeared in 25 games off the bench, averaged 10.8 mpg
• Season slowed by injury, but considered one of the most athletic on the team
• Scored double figures in three games, twice recording a career-high 12 points

Ryan Wade (#11, 5-11, RFr., G)
2015-16 stats: Redshirted

TV/RADIO ROSTER



#0 BRYCE MOORE
6-2 • So. • G
Indianapolis, Ind.

#1 TUCKER HAYMOND
6-6 • Sr. • G/F
Seattle, Wash.



#3 JOSH DAVIS
6-5 • So. • G/F
Detroit, Mich.

#4 JARED PRINTY
6-4 • Fr. • G
Cedar Rapids, Iowa

#10 THOMAS WILDER
6-3 • Jr • G
Montgomery, Ill.

#11 RYAN WADE
5-9 • RFr. • G
Laingsburg, Mich.

#12 JARRIN RANDALL
5-11 • Fr. • G
Chicago, Ill.

#13 BRANDON ALLEN
5-10 • Fr. • G
East Lansing, Mich.

#23 REGGIE JONES
6-5 • Fr. • G/F
Marion, Ind.



#24 ADIDA IKONGSHUL
6-6 • Fr. • F
Madison, Ind./Nigeria

#35 BRANDON JOHNSON
6-8 • Fr. • F
Chicago, Ill.

#42 DRAKE LAMONT
6-10 • Jr. • C
Plantation, Fla.

#50 SETH DUGAN
7-0 • So. • C
Otsego, Mich.

#54 MAXWELL OMILI
6-8 • Fr. • C
Nigeria

HEAD COACH
STEVE HAWKINS

14TH SEASON AT WMU
238-191 // 130-90 MAC

@Coach_Hawk_WMU

SUCCESS UNDER HAWKINS
> 2 MAC Regular Season Titles (2004 & 2014)
> 2 MAC Tournament Titles (2004 & 2014)
> 2 NCAA Appearances
> 7 of WMU's 8 MAC West Titles
> 1 NIT, 1 CIT, 1 CBI

DEAN OF THE MAC WEST
Known to most as "Hawk" Steve Hawkins is the longest tenured coach in the Mid-American Conference and ranks fifth all-time in MAC history in coaching victories, as well as conference victories. Hawkins' took over the Bronco program in 2003-04, leading WMU to its first of two MAC Tournament, as well as MAC regular-season titles in his tenure. The second double title run was in 2014.

Western Michigan has had unprecedented success in the MAC West Division under Hawkins' tenure, finishing either first or second in 10 of his 13 years at the helm of the program. Seven of WMU's eight MAC West titles are under Hawkins.

Hawkins is the only head coach in program history to record three consecutive seasons of 20+ wins, having also done so in 2012-13, 2013-14 and 2014-15.

ACADEMIC SUCCESS
The Broncos have long been well-represented on the MAC's list of academic honorees, with at least one WMU player reaching an Academic All-MAC list every year since 2004.

Of the 64 student-athletes voted as either Academic All-MAC (2004-14) or Distinguished Scholar-Athlete (2015-present), 19 of them have been Broncos, and there have been five instances where two or more Broncos were honored in the same year.

WMU had an overall GPA of 3.12 for the 2015-16 school year.

LOCKED IN
In 2014, Hawkins signed a six-year agreement with WMU to remain the head coach of the Broncos through the 2019-20 season.

PREVIOUS EXPERIENCE
Hawkins served as assistant coach at Quincy University from 1987-1988 and 1990-1991 and at St. Andrews Presbyterian College in 1989. He was promoted to head coach at Quincy in 1992, and served there for nine seasons until joining the staff of Robert McCullum at Western Michigan in the spring of 2000, before taking the reigns at WMU for the 2003-04 season.

JOHN WOODEN CONNECTION
Hawkins is a native of Ventura, Calif. Following high school graduation, he spent time as a high school basketball coach in the Los Angeles area, during which time he worked as an assistant at UCLA basketball camps, serving as chauffeur for legendary Bruins coach John Wooden. Hawkins maintained a friendship with Wooden that carried on until Wooden's death. Hawkins forms many of his philosophies around the teachings of Wooden.

PERSONAL
Hawkins and his wife, Kelly, reside in Kalamazoo with their three children, son Trey and daughters, Emily and Alyssa.

Hawkins earned his bachelor's degree at South Alabama in 1987 and master's degree in sports science two years later at the United States Sports Academy.

GIVING BACK
Funded out of the pockets of the head coach and his wife, the "Hawk's Nest" allows unprivileged youth to attend a home WMU men's basketball game. The kids are fed a meal, given a t-shirt and are able to enjoy the game for free.

Assistant Coach
Clayton Bates

Assistant Coach
James Holland

Assistant Coach
Larry Farmer

Dir. Operations
Dan Hoff

WING MAN
Assistant coach **Clayton Bates** returns for his 14th season as an assistant coach with the Western Michigan basketball program. Now in his third tour of duty with the Broncos, Bates has been a key cog in the program's successes since the turn of the century, playing a direct part in seven 20-win seasons, two Mid-American Conference Tournament victories and subsequent NCAA Tournament appearances, and four other trips to the postseason for the Broncos. He works primarily with the Broncos' wing players.

Bates has spent a considerable portion of his coaching career as an assistant with the Broncos; his first stint at Western Michigan lasted nearly a decade, with Bates serving as an assistant coach to Rob McCullum and later current head coach Steve Hawkins from 2001-08. Bates left for a brief period and returned to be an assistant on the 2009-10 staff before heading off to become an assistant at Wright State.

Bates played at the University of Florida under Lon Kruger and served as an administrative assistant with him at the University of Illinois in 1997 when the Illini advanced to the second round of the NCAA Tournament. A former guard, Bates played for the Gator team that appeared in the 1994 Final Four.

VETERAN HOLLAND
James Holland, a veteran coach with nearly 30 years of basketball experience, returns to the Western Michigan men's basketball program for his fifth season with the Broncos. A 2006 inductee into the South Carolina-Upstate (formerly known as USC-Spartanburg) Hall of Fame, Holland works with the Bronco point guards.

Holland has served as an assistant coach at a number of programs across the spectrum of college basketball, and also spent some time as a scout for the Washington Wizards. Holland began his coaching career at his alma mater, working with USC-Spartanburg from 1984-87. He would later move on to coach a season in his home state at North Carolina-Asheville before ending up at Murray State.

Holland started in all four of his seasons with the Rifles, and ranks as the USC-Upstate all-time assists leader; he is also second all-time in games played. Holland was part of the 1982 Rifles team that won the NAIA national championship, defeating Biola 51-38, and served as a three-year team captain. Holland would go on to play with the Harlem Globetrotters in the 1982-83 season, teaming with Globetrotter greats Curly Neal and Gees Ausbie.

LARRY LEGEND
Veteran coach **Larry Farmer** returns is entering his sixth overall season as an assistant coach with the Western Michigan men's basketball program and third in a row. He is in his second stint with the Broncos, having served as an assistant coach from 2010-12 previously. Farmer was key in developing the Broncos' first NBA player in over a decade, as two-time All-MAC center Shayne Whittington was signed to the NBA's Indiana Pacers the summer after the 2014 Mid-American Conference championship season.

Farmer played collegiately at UCLA under legendary head coach John Wooden from 1970-73 and was a member of three NCAA championship teams during a stretch in which UCLA captured seven straight national titles. In addition, Farmer has the distinguished honor of being the winningest player in NCAA history, losing only once in 90 career games. Farmer was drafted by Cleveland in the NBA and Denver of the ABA in 1973, but instead went into coaching. He first was an assistant at UCLA from 1973-81 and later was the head coach at UCLA, Weber State and Loyola-Chicago.

BEHIND THE SCENES
Dan Hoff, a veteran high school basketball coach who spent 27 years as head boys' coach at Mattawan High School, enters his fourth year as the Broncos' Director of Basketball Operations. Hoff played basketball at Eastern Michigan, serving as a team captain for the Eagles in his senior season. He was named All-MAC Honorable Mention in 1975, a year in which he averaged 8.2 points per game.

SCOUTING THE BRONCOS
Western Michigan maintains a 3-7 record, with all three wins coming at home - vs. Marygrove (90-74), Central Arkansas (80-63) and James Madison (74-67). The Broncos are 2-3 over their last three games and are coming off a 92-86 loss at Washington on Sunday.

> Junior point guard **Thomas Wilder** is averaging a team-best 16.1 ppg while senior Tucker Haymond is averaging 13.1 ppg, 3.9 rpg and has a team-high 39 assists. Freshman post **Brandon Johnson** and junior center **Drake LaMont** are averaging just under double figures at 9.5 ppg and 9.4 ppg, respectively. Johnson is the team's leading rebounder with 6.7 rpg and has three double-doubles this season.

> The Broncos are averaging 75.4 ppg this season and allowing 80.7 ppg defensively. WMU is shooting 43.4 percent from the field, 32.2 percent from three and 69.2 percent from the free-throw line.

LAST TIME OUT
Senior **Tucker Haymond** scored a career-high 28 points playing in his hometown return. The Broncos however didn't have quite enough to get past University of Washington, falling by a narrow 92-86 final.

Haymond scored WMU's first six points on three's and made a career-high seven shots from behind the arc. Haymond was a combined 3-for-18 on 3-pointers this season entering the game. Haymond scored 20 of his game-high 28 points in the first half. WMU trailed by one at the break, 49-48.

As a team the Broncos were 12-for-22 on 3-pointers, the most three's WMU has made this season. Sophomore **Bryce Moore** also got in on the long distance action, knocking down triples on three consecutive possessions in the second half.

WILDER DROPS 10 DIMES, DOUBLE-DOUBLE
Junior **Thomas Wilder** had a career-high 10 assists to go with 14 points at Washington (12/18) for his first point-assist double-double of his career. He also had a team-high seven rebounds. The 10 assists were the most for a Bronco since Connar Tava had 10 at Oakland on Nov. 19, 2014.

JONES STEPS UP VS. JMU
Freshman **Reggie Jones** poured in 20 second-half points to lead Western Michigan to a 74-67 victory over visiting James Madison Dec. 10 at University Arena.

>> WMU trailed James Madison by seven, 59-52, with 5:34 remaining in the contest. Jones scored 17 of WMU's final 22 points, all with under four minutes left to play. During that stretch, Jones was 3-for-3 from the floor and went 11-for-12 from the free-throw line. He also had a pair of rebounds and a critical steal. With his team leading by three with five seconds to go Jones was intentionally fouled. A technical foul to the James Madison bench followed and as a result, Jones was awarded four free throws. He stepped up to hit all four to seal the WMU victory.

WILDER CLOSING IN ON 1,000 CAREER POINTS
WMU junior point guard **Thomas Wilder** is the only Bronco to score in double figures in all eight games this season. Wilder is closing in on 1,000 career points, currently with 982.

DIALING IN FROM DISTANCE
Junior **Thomas Wilder** (17-for-36; .462) and sophomore **Bryce Moore** (14-for-37; .355) have combined for 31 of the team's 57 three-pointers. Senior Tucker Haymond connected on seven 3's at Washington (12/18).

WHAT WE'RE WORKING WITH
Western Michigan returns six letterwinners, one redshirt freshman and brings in seven true freshmen for 2016-17. **Tucker Haymond** is the lone returning senior and averaged 15.9 points and 5.8 rebounds per game last year. Point guard **Thomas Wilder** and center **Drake LaMont** are the returning juniors while the sophomore class consists of center **Seth Dugan** and guards **Bryce Moore** and **Josh Davis**.

Ryan Wade is a returning redshirt, unfortunately Wade will miss the season after suffering a knee injury in the preseason. The freshmen class consists of 6-4 guard **Jared Printy**, 5-11 guard **Jarrin Randall**, 5-10 guard **Brandon Allen**, 6-5 wingman **Reggie Jones**, 6-6 forward **Adida Ikongshul**, 6-8 forward **Brandon Johnson** and 6-8 center **Maxwell Omili**.

BRONCOS WILL HAVE FACED NO. 1 & NO. 2
Western Michigan will have faced the No. 1 and No. 2 ranked teams in the nation when it takes on No. 2 UCLA. The Bronco took on No. 1 Villanova (ranked No. 3 at the time) on Nov. 17 at the ESPN Charleston Classic. The contest was a one possession at the 6:18 mark in the second half before Villanova closed out a 76-65 victory.

>> WMU's **Thomas Wilder** led all scorers with 19 points, including a stretch late in the first half where he scored 10 straight of the Broncos' points. Sophomore **Josh Davis,** who added two monstrous dunks, finished with a career-high 14 points and added two steals.

SCOUTING UCLA
The Bruins are coached by head coach Steve Alford who enters his fourth season at UCLA and maintains a 77-40 career record at the UCLA helm.

The Bruins are off to a 12-0 start and looks to close out its non-conference schedule undefeated for the first time since 1994-95 when they face the Broncos. UCLA handed then No. 1 ranked Kentucky its only loss of the season on Dec. 3 in Lexington and the Bruins have since shot up to No. 2 in the rankings.

>> UCLA features the No. 2 highest scoring offense in the nation, averaging 96.9 ppg, while defensively allowing 74.5 ppg. Six players average in double figures, led by TJ Leaf's 17.8 ppg and Isaac Hamilton's 17.3 ppg. Leaf is also the team's leading rebounder at 9.3 rpg.

SERIES HISTORY VS. UCLA
This will be the second meeting ever between WMU and UCLA. The Broncos took the first meeting on Feb. 18, 1940 Kalamazoo, 56-43. Herbert Read was the coach for WMU and Wilbur Johns led the UCLA squad.

WILDER VOTED PRESEASON ALL-MAC, BRONCOS PICKED FIFTH
WMU junior point guard **Thomas Wilder** was listed as one of the top players in the Mid-American Conference and the Broncos were tabbed to finish fifth in the West Division. The preseason poll was determined by the league's 12 head coaches & a 24-member MAC News Media Panel.

LOOKING AHEAD
Western Michigan returns to Kalamazoo to finish its non-conference schedule, hosting Alabama A& M on Thursday, Dec. 29. WMU begins the Mid-American Conference schedule with back-to-back road games, facing Ohio on Jan. 3 and Akron on Jan. 6. WMU hen has back-to-back MAC home games against Toledo (1/10) and Kent State (1/14).

HOME COURT ADVANTAGE
The Broncos are 3-1 at home this season and are outscoring their opponents 84.0 ppg to 75.2 ppg in University Arena.

2016-17 MAC Men's Basketball Preseason Poll
East Division Predicted Order of Finish
1. Akron (15 first place votes) – 194 points
2. Ohio (16) – 190 points
3. Buffalo (5) – 144 points
4. Kent State – 116 points
5. Bowling Green – 63 points
6. Miami – 49 points

West Division Predicted Order of Finish
1. Eastern Michigan (16 first place votes) – 178 points
2. Ball State (12) – 158 points
3. NIU (5) – 148 points
4. Toledo (1) – 100 points
5. Western Michigan – 95 points
6. Central Michigan (2) – 77 points

2017 MAC Tournament Predicted Champion: Akron (15), Ohio (11), EMU (3), Buffalo (2), NIU (2), CMU (1), Kent State (1), Miami (1).

Preseason All-MAC West
Franko House, Sr., F, Ball State
James Thompson IV, So., F/C, EMU
Marin Maric, Sr., C, Northern Illinois
Jonathan Williams, Sr., G, Toledo
Thomas Wilder, Jr., G, WMU

Preseason All-MAC East
Isaiah Johnson, Sr., C, Akron
Blake Hamilton, Sr., W, Buffalo
Jimmy Hall, Sr., F, Kent State
Antonio Campbell, Sr., F, Ohio
Jaaron Simmons, Jr., G, Ohio



Entering his junior season, point guard Thomas Wilder is considered one of the top players in the Mid-American Conference.

START TO FINISH, WILDER MAC SCORING KING
From the start of conference play last season to the finish, WMU point guard **Thomas Wilder** led the league in scoring during Mid-American Conference games. Wilder kicked off MAC play with 28 points at Kent State on Jan. 5. At the conclusion of the 18-game MAC schedule, Wilder's average was a 20.4 ppg, slightly higher than Toledo's Nathan Boothe at 20.3 ppg.

SECOND TEAM ALL-MAC HONORS
Thomas Wilder was a Second Team All-MAC selection in 2016. WMU has had either a First or Second Team All-MAC performer in 12 of 13 seasons under head coach **Steve Hawkins**.

ACCOLADES NOT NEW TO WILDER
After earning Second Team All-MAC honors last year, **Thomas Wilder** was tabbed as a preseason All-MAC West pick this season. As a freshman, Wilder was named to the all-tournament team.

TAKE THEM, THEY'RE FREE
As a team, Western Michigan had the second most FT attempts in the MAC during the regular season, going 563-for-789, as well as the second most during league play, 341-for-472. Eastern Michigan led the MAC in free throws during the regular season, going 588-for-816 in all games and 371-for-494 in MAC games.

> **Thomas Wilder** got to the free throw line more times than any other player in the Mid-American Conference in 2015-16. In all games combined, he was 188-for-238 (79.0%) at the line and was the only player to shoot 200-plus FTs during the regular season. The trend continued during MAC play, where Wilder led the league in attempts and makes, going 135-for-170 (79.4%). No other player in the conference attempted more than 113 free throws in league play.

SENIOR LEADERSHIP
Tucker Haymond is the lone senior on this year's roster and the last remaining player from the 2014 MAC Tournament and MAC regular-season championship team. **Haymond** was named to the MAC All-Freshman Team that season and scored 21 points in MAC Tournament championship win over Toledo (3/15).

HOW ABOUT HAYMOND
Tucker Haymond averaged 15.9 ppg in all games combined (ranking 8th in the MAC) and 14.4 ppg during conference play (ranking 13th). The Seattle, Wash., native tallied two double-doubles and scored in double figures in every game but five.

> Haymond recorded his 1,000th career point on a layup with 4:27 remaining in the first half at Eastern Michigan on Feb. 23, 2016. Haymond became the 40th player to reach the milestone in Western Michigan men's basketball history. Haymond is also WMU's current active leader in career rebounds with 463.

BRYCE GIVES MOORE IN MAC PLAY
As a freshman last year, **Bryce Moore** greatly stepped up his play during MAC play. Moore averaged just 3.0 ppg, 1.8 rpg and 1.0 apg during WMU's 13 non-conference games. In the 18 conference games, Moore averaged 7.1 ppg, 2.4 ppg and 1.6 apg. His minutes also increased significantly, averaging just 12.3 minutes in non-conference games and 26.5 mpg against MAC foes.

WINNING NUMBERS
In the 13 wins last season, WMU shot the ball an average of 48.8 percent from the floor and 43.4 percent from behind the arc. WMU dominated the boards in games won, averaging 8.7 rebounds more per contest than its opponents (38.9 rpg vs. 30.2 rpg). WMU outscored opponents by 11.6 points a game in wins (83.5 ppg vs. 71.9 ppg).

CLOSE LOSSES
Fourteen of WMU's 19 losses in 2015-16 were by 10 points or less, including four in overtime (Ball State, IPFW and twice to Kent State). Ten of WMU's losses were by six points or less, seven games by four points or less and two one-point losses (BGSU, 79-78; Miami 45-44).

BRONCOS HAND MAC CHAMPS BUFFALO BIGGEST CONFERENCE LOSS
Western Michigan handed eventual MAC Tournament champion Buffalo its worst loss of the conference season, beating the Bulls by 20 (91-71) in Kalamazoo on Jan. 23, 2016. **Tucker Haymond** scored a career-high 27 points, one better than his 26 put up against Northeastern in an 87-86 overtime win on Dec. 7, 2015.

OVERTIME
The Broncos played a school-record six overtime games in 2015-16, which was also the most in the MAC last season. WMU went 2-4 in OT.

> Western Michigan tied the NCAA Division I record for most points in an overtime, pouring in 26 during extra play to put away rival Central Michigan on the road, 91-82. The record tied Vermont (26 points) vs. Hartford, Jan. 24, 1998.

NON-CONFERENCE PLAY
WMU went 6-7 and was 5-1 at home during non-conference play. The Broncos posted wins over San Diego, Rochester College, Liberty, Northeastern, Marygrove and Jacksonville. The lone non-conference win away from University Arena was against Liberty in Nashville at the Challenge in the Music City.

TJ CLIFFORD. MICHAEL FLOWERS SIGN FOR '17
Forward **TJ Clifford (Downers Grove, Ill./Downers Grove South HS)** and guard Michael Flowers **(Southfield, Mich./Southfield AT&T)** inked NLIs for 2017-18.

Clifford averaged 12 points and 6 rebounds per game as a junior ... plays AAU ball with the Illinois Wolves. Flowers averaged 25.1 points, 6.1 rebounds and and 2.1 steals as a junior ... plays AAU for 1 Nation.

BASKETBALL BLOODLINES
Junior **Drake LaMont** has ties to the NBA, this time through his great-uncle Neil Johnston. Johnston is in the Naismith Memorial Basketball Hall of Fame after an eight-year pro career with the Philadelphia Warriors. Johnston led the NBA in scoring three straight seasons from 1952-55, was named to six NBA All-Star Games, and was a four-time All-NBA First Team selection.

LaMont's father Dave LaMont is no stranger to college sports, serving as a broadcaster for ESPN.

2016 WMU EUROPEAN TOUR
Western Michigan embarked on a 10-day European Tour this past August, playing four games over their stay, Aug. 21-31. Leading up to the tour, the young Bronco squad was also privileged to 10 days of practice.

While in Europe Western Michigan visited three countries, the Netherlands, Belgium and France. The major cities visited were Amsterdam, Ghent and Paris. The team also stopped and visited the D-Day beaches at Normandy on the trip.

This summer's tour was the fourth for the Broncos and head coach Steve Hawkins. Entering his 14th season, Hawkins has led the Bronco squad on three trips overseas and was also part of one as an assistant coach at WMU

Over the four games, sophomore center **Seth Dugan** averaged 13.5 points and 9.0 rebounds per game, both of which were team highs. Junior guard **Thomas Wilder** averaged 12.8 points and 3.5 assists per game while senior **Tucker Haymond** contributed 12.5 ppg and 6.5 rpg.

During the team's European stay, Coach Hawkins surprised and awarded redshirt freshman **Ryan Wade** a walk-on scholarship ... while in Paris ... on top of the Eiffel Tower. The moment was recorded and posted on social media. Unfortunately, Wade, who is on the trip with WMU in Charleston, but will not be dressed, suffered a season-ending knee injury following the team's return from Europe.

-0- BRYCE MOORE // SO. // G
INDIANAPOLIS, IND.

Played in 31 games overall as a freshman and made 13 starts, all during MAC play ... was WMU's backup point guard, also one of team's top defenders ... scored in double figures in five games ... averaged just 3.0 ppg, 1.8 rpg and 1.0 apg during WMU's 13 non-conference games, however increased production to 7.1 ppg, 2.4 ppg and 1.6 apg in WMU's 18 conference games.

MOORE'S CAREER HIGHS
Points: 24 (vs. Northern Illinois, 1/16/16)
Field Goals: 7 (vs. Northern Illinois, 1/16/16)
Three-Pointers: 4 (vs. Northern Illinois, 1/16/16)
Free Throws: 6, (twice)
Rebounds: 8 (vs. Stephen F. Austin, 11/26/15)
Assists: 4, 5 times (vs. UTEP, 11/18/16)
Steals: 3 (vs. Northern Illinois, 1/16/16)
Blocks: 1 (3x)
20-point games: 1 (vs. Northern Illinois, 1/16/16)

-1- TUCKER HAYMOND // SR. // G/F
SEATTLE, WASH.

Lone senior ... scored a career-high 28 points, making a career-high seven 3-pointers at Washington this season (12/18) ... reached 1,000 career points last season ... WMU's active leader for career points (1,173) and rebounds (460) ... averaged 15.9 ppg in all games combined last season (ranking 8th in the MAC) and 14.4 ppg during conference play (ranking 13th) ... was second on the team in points, rebounds and assists ... tallied two double-doubles and scored in double digits in 27 of 32 games ... as a freshman helped WMU to 2014 MAC Regular Season and MAC Tournament championships ... named to MAC All-Freshman Team.

HAYMOND'S CAREER HIGHS
Points: 28 (at Washington, 12/18/16)
Field Goals: 11 (vs. Northeastern, 12/7/15)
Three-Pointers: 7 (at Washington, 12/18/16)
Free Throws: 9 (vs. Northern Illinois, 2/14/15)
Rebounds: 15 (at Central Michigan, 3/4/16)
Assists: 8, twice (Last: vs. Central Arkansas, 11/26/16)
Steals: 4 (vs. Marygrove, 11/11/16)
Blocks: 1 (multiple times)
Career Double-Doubles: 2 (Last: at Central Michigan, 3/4/16)
20-point games: 16 (Last: vs. UNCW, 11/14/16)

-3- JOSH DAVIS // SO. // G/F
DETROIT, MICH.

Scored a career-high 14 points vs. No. 3 Villanova at the ESPN Charleston Classic (11/17) ... appeared in 25 games off the bench last year, averaged 10.8 mpg ... season slowed by injury ... scored double figures in three games, twice recording a career-high 12 points ... averaged 2.8 ppg and 1.4 rpg, totaled 12 steals.

DAVIS' CAREER HIGHS
Points: 14 (vs. No. 3 Villanova at Charleston, 11/17/16)
Field Goals: 5 (vs. No. 3 Villanova at Charleston, 11/17/16)
Three-Pointers: 4 (at Toledo, 2/2/16)
Free Throws: 4 (vs. Fort Wayne, 12/22/15)
Rebounds: 7 (vs. Northeastern, 12/7/15
Assists: 2 (at Washington, 12/18/16)
Steals: 5 (vs. Marygrove, 2/12/15)
Blocks: 1 (multiple times)

-4- JARED PRINTY // FR. // G
CEDAR RAPIDS, IOWA

Perimeter shooter ... averaged 13.4 ppg and made 38-three-pointers, hitting 43.2 percent from behind the arc as a senior.

PRINTY'S CAREER HIGHS
Points: 6 (vs. Boise State at Charleston 11/20/16)
Field Goals: 2 (vs. Boise State at Charleston 11/20/16)
Three-Pointers: 2 (vs. Boise State at Charleston 11/20/16)
Free Throws: 2 (at Cleveland State, 12/7/16)
Rebounds: 3 (vs. Marygrove, 11/11/16)
Assists:
Steals: 1 (vs. Marygrove, 11/11/16)
Blocks: 1 (vs. Central Arkansas, 11/26/16)

-10- THOMAS WILDER // JR. // G
MONTGOMERY, ILL.

Currently has 982 carrer points ... has scored in double figures in every game this season ... had first point-assist double-double with 14 points and a career-high 10 assists at Washington (12/18) ... preseason All-MAC West selection ... Second Team All-MAC selection as a sophomore and MAC All-Freshman team as a freshman ... last season averaged 18.0 ppg, 4.2 rpg with 98 assists, & 52 steals ... in conference games, led MAC start to finish in scoring (20.4 ppg) ... led the league in FT attempts (188) and makes (238) ... scored in double digits 28 of 32 games, reaching 20 or more points 14 times.

WILDER'S CAREER HIGHS
Points: 35 (vs. Eastern Michigan, 1/30/16)
Field Goals: 10 (twice)
Three-Pointers: 5 (vs. Eastern Michigan, 1/30/16)
Free Throws: 16 (vs. Eastern Michigan, 2/28/15)
Rebounds: 10 (vs. Eastern Michigan, 1/30/16)
Assists: 10 (at Washington, 12/18/16)
Steals: 6 (at Northern Illinois, 2/27/16)
Blocks: 2 (vs. James Madison, 12/10/16)
Career Double-Doubles (P-R): 1 (vs. Eastern Michigan, 1/30/16)
Career Double-Doubles (P-A): 1 (at Washington, 12/18/16)
20-point games: 18 (last: vs. James Madison, 12/10/16)
30-point games: 2 (Last: vs. Eastern Michigan, 1/30/16)

-11- RYAN WADE // RFR. // G
LAINGSBURG, MICH.

Awarded a scholarship prior to the 2016-17 season ... scholarship was a surprise and announced by head coach Steve Hawkins while the team was on top of the Eiffel Tower in Paris, during the summer European trip in August ... suffered season-ending knee injury after return from Europe.

-12- JARRIN RANDALL // FR. // G
CHICAGO, ILL.

Back-up point guard this season, can shoot from perimeter … helped Morgan Park High School to back-to-back state championships in freshman and sophomore seasons, and led team to a third-place finish as a junior in 2015 … scored 34 points, including a state finals record 10 three-pointers on 19 attempts, in the 2015 Class 3A championship game against Rockford Lutheran … averaged 12 points and three assists per game as a senior.

RANDALL'S CAREER HIGHS
Points: 8 (at Oakland, 11/14/16)
Field Goals: 3 (at Oakland, 11/14/16)
Three-Pointers: 2 (at Oakland, 11/14/16)
Free Throws:
Rebounds:
Assists: 3 (vs. Boise State at Charleston 11/20/16)
Steals: 2 (at Cleveland State, 12/7/16)
Blocks:

-13- BRANDON ALLEN // FR. // G
EAST LANSING, MICH.

Walk-on … Haslett High School's all-time leading scorer with 1,654 points, eclipsing a record that was set in 1987 … also holds school records for three's in a game (8), season (74) and career (218), as well as career free throws (333) … 218 career three-pointers ranks top 15 in MHSAA history.

ALLEN'S CAREER HIGHS
Points:
Field Goals:
Three-Pointers:
Free Throws:
Rebounds:
Assists:
Steals:
Blocks:

-23- REGGIE JONES // FR. // G/F
MARION, IND.

Had 24 points, 20 in second half in WMU's victory over James Madison (12/10), scoring 17 in the final five minutes … explosive wing player … ranked as a three-star recruit and the No. 10 player in the state of Indiana by ESPN recruiting sites … as a senior, averaged 16.0 points, 6.9 rebounds, 4.5 assists and 3.1 steals per game … helped lead Marion to a record-tying eighth Class 3A Indiana state championship.

JONES' CAREER HIGHS
Points: 24 (vs. James Madison, 12/10/16)
Field Goals: 7 (vs. UNC Wilmington, 11/30/16)
Three-Pointers: 1, twice (Last: vs. James Madison, 12/10/16)
Free Throws: 11 (vs. James Madison, 12/10/16)
Rebounds: 8 (vs. James Madison, 12/10/16)
Assists: 3, twice 11 (Last: vs. James Madison, 12/10/16)
Steals: 3, twice (Last: vs. UNC Wilmington, 11/30/16)
Blocks: 1, multiple (Last: vs. James Madison, 12/10/16)
20-point games: 1 (vs. James Madison, 12/10/16)

-24- ADIDA IKONGSHUL // FR. // F
MADISON, IND./NIGERIA

Native of Nigeria, moved to the United States the summer before junior season … attended Shawe Memorial High School as a junior, averaged 19.5 points and 12 rebounds per game … transfered to Madison Consolidated High School for senior season, averaged 13.8 ppg, 8.7 rpg and had 24 blocks.

IKONGSHUL'S CAREER HIGHS
Points: 2 (vs. James Madison, 12/10/16)
Field Goals: 1 (vs. James Madison, 12/10/16)
Three-Pointers:
Free Throws:
Rebounds: 8 (vs. Marygrove, 11/11/16)
Assists:
Steals: 1 (vs. James Madison, 12/10/16)
Blocks:

-35- BRANDON JOHNSON // FR. // F
CHICAGO, ILL.

Has three double-doubles through first 10 games … team's leading rebounder (6.7 rpg) and one of two players (along with PG Thomas Wilder) to start every game this season … played senior season and graduated from Thea Bowman Leadership Academy in Gary, Ind. … averaged 15 points and 6.5 rebounds as a senior … attended and played at Thornton Fractional South in Lansing, Ill., first three years of high school.

JOHNSON'S CAREER HIGHS
Points: 13 (at Washington, 12/18/16)
Field Goals: 6 (at Oakland, 11/14/16)
Three-Pointers:
Free Throws: 3 (at Washington, 12/18/16)
Rebounds: 14, twice (Last: vs. UNC Wilmington, 11/30/16)
Assists: 3 (vs. No. 3 Villanova at Charleston 11/17/16)
Steals: 1, multiple (Last: at Washington, 12/18/16)
Blocks: 1, twice (Last: at Cleveland State, 12/7/16)
Career Double-Doubles: 3 (Last: vs. UNCW, 11/30/16)

-42- DRAKE LAMONT // JR. // C
PLANTATION, FLA.

WMU's starting center, shoots 60% from the floor - second best in the Mid-American Conference … coming off of minor knee injury this summer … had a double-double in season-opener, 14 points, 11 rebounds vs. Marygrove (11/11) … started and played in all 34 games as a true freshman for the Broncos, the first WMU player to do so under head coach Steve Hawkins … as sophomore, started 20 of 32 games … averaged 7.8 ppg, 4.6 rpg and 23.5 mpg.

LAMONT'S CAREER HIGHS
Points: 27 (vs. Eastern Michigan, 2/28/15)
Field Goals: 12 (vs. Eastern Michigan, 2/28/15)
Three-Pointers:
Free Throws: 9 (vs. Jacksonville, 1/2/16)
Rebounds: 11 (vs. Marygrove, 11/11/16)
Assists: 5 (vs. Buffalo, 1/23/16)
Steals: 5 (vs. Northern Illinois, 1/16/16)
Blocks: 3 (3 times)
Career Double-Doubles: 3 (Last: vs. Marygrove, 11/11/16)
2016-17 Double-Doubles: 1 (vs. Marygrove, 11/11/16)
20-point games: 3 (Last: vs. Central Arkansas, 11/23/16)

-50- SETH DUGAN // SO. // C
OTSEGO, MICH.

Played in all 32 games, made 12 starts at center during non-conference season last season ... scored double figures in four games, recorded a double-double (17p/10r) vs. Marygrove (12/12/15) ... shot a team-high 55.1% from the floor during MAC games, averaged 5.8 ppg in MAC.

DUGAN'S CAREER HIGHS
Points: 17 (vs. Marygrove, 12/12/15)
Field Goals: 6, twice
Three-Pointers: n/a
Three-Point Att: n/a
Free Throws: 5, (vs. Marygrove, 12/12/15)
Rebounds: 15, (at Oakland, 11/14/16)
Assists: 4, vs. (Marygrove, 12/12/15)
Steals: 2, twice (Last: vs. James Madison 12/10/16)
Blocks: 3, twice (Last: vs. Boise State at Charleston 11/18/16)
Career Double-Doubles: 1

-54- MAXWELL OMILI // FR. // C
NIGERIA

Joined the team as a walk-on prior to the 2016-17 season.

OMILI'S CAREER HIGHS
Points: 2 (vs. Marygrove, 11/11/16)
Field Goals: 1 (vs. Marygrove, 11/11/16)
Three-Pointers:
Free Throws:
Rebounds: 1 (at Cleveland State, 12/7/16)
Assists:
Steals:
Blocks:

HAYMOND'S INCREDIBLE JOURNEY FROM SEATTLE TO KALAMAZOO

Senior **Tucker Haymond** (Seattle, Wash., native) first met WMU head coach **Steve Hawkins** as a young boy vacationing with his family in Hawaii.

This story begins in December of the Broncos' 2005-06 season. WMU was playing in Hawaii at the Rainbow Classic. The Western Michigan team and the Haymond family were staying at the same hotel. Young Tucker followed the team around, dribbling his own basketball in the lobby, made "friends" with the WMU players and was invited to a WMU practice, which in turn, led the family to come to the Bronco games.

The end of Hawaii:
The time came for the Broncos to head back to Kalamazoo and as Hawkins' remembers what he thought would be the final goodbye to this young boy:

"It was one of those moments, he's saying goodbye and I look at him and he's got tears in his eyes as we're on the bus. Well, (the tournament) had just given us all our gifts. The gift for all the players and coaches was a watch – a Rainbow Classic watch. We were getting ready to leave, I say, 'Stop.' I get out and give my watch to (Tucker). And that was it."

Fast Forward:
After that first meeting in Honolulu, Tucker's mother, Carrie Haymond, stayed in touch with Hawkins for the next year or so.

After a while, though, they lost touch – that is, prior to Tucker's junior high school season during a chance meeting at the Peach Jam AAU tournament, in Augusta, Ga.

"This lady walks up to me and says, 'Coach, remember me?' I was with a coach at Gonzaga (Ray Giacoletti) at the time. And I'm like, 'No ... I don't have it,'" Hawkins said. "She goes, 'Carrie Haymond.' And I say, 'Oh, my gosh – Tucker's mom.' ... She walks away and the coach from Gonzaga says, 'That kid's not bad.' And I said, 'Really?' And he said, 'Yeah, he's a pretty tough kid.' I watched a half and I'm like, 'Wow.' ... That began the recruiting process."

HAYMOND'S HOMECOMING - DEC. 18, 2016
Haymond scored a career-high 28 points playing in his hometown of Seattle as the Broncos battled the University of Washington on Dec. 18, 2016.

WMU's lone senior scored nine of Western Michigan's first 11 points on 3-pointers, and finished with a career high seven 3-pointers. Haymond doubled his season 3-pointer total with his first three shots -- he was a combined 3-for-18 on 3-pointers this season entering the game.

After Washington took a double-digit lead in the first half, Haymond had another run where he scored 10-straight points for Western Michigan to help pull WMU within one at the break, 49-48.

Twenty of his 28 points came in the first half. He shot 9-for-15 (60%) from the field and was 7-for-10 (70%) from three-point range. He also added three rebounds and a steal. The 28 points are the most scored by a Bronco this season.

PLAYER NOTES



0 BRYCE MOORE
G•6-2•197•So.
Indianapolis, Ind.

PPG	RPG	APG	FG%	3FG%	FT%
5.7	1.2	0.8	.373	.378	.417

Last 2 Games: 3 pts, 2 assists, 2 steals vs. JMU; 11 points (three 3's), 2 assists, 1 block at UW
Career High Scoring: 24 points vs. Northern Illinois (1/16/16)

1 TUCKER HAYMOND
F•6-6•214•Sr.
Seattle, Wash.

PPG	RPG	APG	FG%	3FG%	FT%
13.1	3.9	4.8	.390	.357	.768

Last 2 Games: 2 assists, 3 rebs vs. JMU; career highs - 28 points, 7 three's at UW
Career High Scoring: 28, at Washington (12/18/16)



3 JOSH DAVIS
G/F•6-5•190•So.
Detroit, Mich.

PPG	RPG	APG	FG%	3FG%	FT%
3.4	1.6	0.3	.268	.143	.529

Last 2 Games: played 7 mins vs. JMU; 4 rebs, career-high 2 assists at UW
Career High Scoring: 14 vs. No. 3 Villanova (11/17/16)



4 JARED PRINTY
G•6-4•178•Fr.
Cedar Rapids, Iowa

PPG	RPG	APG	FG%	3FG%	FT%
2.2	1.0	0.0	.333	.375	.667

Last 2 Games: 5 pts, 1-1 3-pointers at Cleveland State; 1 reb vs. James Madison
Career High Scoring: 6 vs. Boise State (11/20/16)



10 THOMAS WILDER
G•6-3•192•Jr.
Montgomery, Ill.

PPG	RPG	APG	FG%	3FG%	FT%
16.1	3.5	3.6	.464	.472	.800

Last 2 Games: 22 pts, 5 assists vs. JMU; 14 points, career-high 10 assists, 7 rebs at UW
Career High Scoring: 35, vs. Eastern Michigan (1/30/16)

11 RYAN WADE
G•5-9•175•RFr.
Laingsburg, Mich.

PPG	RPG	APG	FG%	3FG%	FT%

Last 2 Games: Will miss season with knee injury. Redshirted last season.
Career High Scoring: –



12 JARRIN RANDALL
G•5-11•157• Fr.
Chicago, Ill.

PPG	RPG	APG	FG%	3FG%	FT%
2.5	0.2	1.1	.250	.200	- -

Last 2 Games: Played 5 mins vs. JMU; Played 4 mins at UW
Career High Scoring: 8, vs. Oakland (11/14/16)



13 BRANDON ALLEN
G•5-10•165•Fr.
East Lansing, Mich.

PPG	RPG	APG	FG%	3FG%	FT%
- -	- -	- -	- -	- -	- -

Last 2 Games: DNP
Career High Scoring: –

23 REGGIE JONES
G/F•6-6•210•Fr.
Marion, Ind.

PPG	RPG	APG	FG%	3FG%	FT%
6.9	2.6	2.0	.462	.273	.818

Last 2 Games: career highs - 24 pts & 8 rebs vs. JMU; 2 pts, 1 assist at UW
Career High Scoring: 24, vs. James Madison (12/10/16)

24 ADIDA IKONGSHUL
F•6-6•187•Fr.
Madison, Ind./Nigeria

PPG	RPG	APG	FG%	3FG%	FT%
0.3	2.7	0.0	.143	.000	.000

Last 2 Games: 2 rebs at Cleveland State; career high 2 pts, 1 reb vs. James Madison
Career High Scoring: 2, vs. James Madison (12/10/16)

35 BRANDON JOHNSON
F•6-8•225•Fr.
Chicago, Ill.

PPG	RPG	APG	FG%	3FG%	FT%
9.4	6.7	0.75	.500	.000	.625

Last 2 Games: 6 rebs, 3 pts vs. JMU; career-high 13 pts, 2 reb, 2 assists, 1 blk at UW
Career High Scoring: 13, at Washington (12/18/16)



42 DRAKE LAMONT
C•6-10•245•Jr.
Plantation, Fla.

PPG	RPG	APG	FG%	3FG%	FT%
9.4	4.6	0.2	.600	- -	.571

Last 2 Games: 12 pts, 4 rebs vs. JMU; 8 pts, 4 rebs, 1 assist, 1 steal at UW
Career High Scoring: 27, vs. Eastern Michigan (2/28/15)



50 SETH DUGAN
C•7-0•242•So.
Otsego, Mich.

PPG	RPG	APG	FG%	3FG%	FT%
4.8	4.8	0.4	.488	- -	.727

Last 2 Games: 6 pts, 4 rebs vs. JMU; 10 pts, 5 rebs, 1 assist at UW
Career High Scoring: 17, vs. Marygrove (12/12/15)

54 MAXWELL OMILI
C•6-8•225•Fr.
Nigeria

PPG	RPG	APG	FG%	3FG%	FT%
0.7	0.3	0.0	100.0	- -	- -

Last 2 Games: DNP
Career High Scoring: 2, vs. Marygrove (11/11/16)

Western Michigan Basketball
WMU Points-Rebounds-Assists (as of Dec 20, 2016)
All games

Opponent	Date	Score		00 MOORE,BRYC	01 HAYMOND,TU	02 KENNEDY,JO	03 DAVIS,JOSH	04 PRINTY,JAR	10 WILDER,THO	12 RANDALL,JA
MARYGROVE	11/11/16	90-74	W	6-0-0	20-4-5	7-1-0	8-3-1	0-3-0	12-4-2	4-0-1
at Oakland	11/14/16	60-77	L	0-1-1	12-6-2	2-0-0	0-1-0	DNP	13-3-1	8-0-0
vs Villanova	11/17/16	65-76	L	5-0-1	4-6-6	0-1-0	14-1-0	DNP	19-2-2	0-0-0
vs UTEP	11/18/16	75-85	L	11-2-4	20-8-6	2-1-0	4-2-0	DNP	16-1-2	0-2-1
vs Boise State	11/20/16	70-91	L	7-1-0	8-2-2	2-2-0	2-0-0	6-1-0	14-1-2	3-0-3
CENTRAL ARKANSAS	11/26/16	80-63	W	4-3-1	11-3-8	2-0-0	2-2-0	0-1-0	17-4-1	3-0-1
UNC WILMINGTON	11/30/16	92-97	L	2-3-1	24-3-4	3-0-1	1-2-1	DNP	22-5-3	4-0-2
at Cleveland State	12/7/16	62-85	L	8-2-1	2-1-3	7-2-1	3-1-1	5-0-0	12-3-1	3-0-2
JAMES MADISON	12/10/16	74-67	W	3-0-2	2-3-2	DNP	0-0-0	0-0-0	22-5-5	0-0-0
at Washington	12/18/16	86-92	L	11-0-2	28-3-1	DNP	0-4-2	DNP	14-7-10	0-0-0

Opponent	Date	Score		23 JONES,REGG	24 IKONGSHUL,	35 JOHNSON,BR	42 LAMONT,DRA	50 DUGAN,SETH	54 OMILI,MAXW
MARYGROVE	11/11/16	90-74	W	4-4-1	0-8-0	12-14-0	14-11-0	1-5-1	2-0-0
at Oakland	11/14/16	60-77	L	0-2-1	0-2-0	12-5-0	4-3-0	9-15-0	DNP
vs Villanova	11/17/16	65-76	L	4-2-2	DNP	5-2-3	2-5-0	12-8-0	DNP
vs UTEP	11/18/16	75-85	L	0-1-2	0-0-0	12-5-0	10-1-1	0-2-0	DNP
vs Boise State	11/20/16	70-91	L	4-1-0	0-1-0	8-4-0	12-5-1	4-4-1	DNP
CENTRAL ARKANSAS	11/26/16	80-63	W	6-2-2	0-5-0	12-10-0	23-9-0	0-2-0	0-0-0
UNC WILMINGTON	11/30/16	92-97	L	16-5-3	DNP	10-14-0	6-1-0	4-2-0	DNP
at Cleveland State	12/7/16	62-85	L	9-1-1	0-2-0	8-5-1	3-3-0	2-1-1	0-1-0
JAMES MADISON	12/10/16	74-67	W	24-8-3	2-1-0	3-6-0	12-4-0	6-4-1	DNP
at Washington	12/18/16	86-92	L	2-0-1	DNP	13-2-2	8-4-1	10-5-1	DNP

Individual Career History

ALLEN, Brandon

DAVIS, Josh

			Total		3-Point		F-Throws		Rebounds										Scoring	
Season	gp-gs	min/avg	fg-fga	pct	fg-fga	pct	ft-fta	pct	off	def	tot	avg	pf	fo	ast	to	blk	stl	pts	avg
2015-16	25-0	270/10.8	20-75	.267	13-54	.241	17-30	.567	3	33	36	1.4	38	0	8	24	3	12	70	2.8
2016-17	10-2	139/13.9	11-41	.268	3-21	.143	9-17	.529	2	14	16	1.6	12	0	5	8	3	4	34	3.4
TOTAL	35-2	409/11.7	31-116	.267	16-75	.213	26-47	.553	5	47	52	1.5	50	0	13	32	6	16	104	3.0

DUGAN, Seth

			Total		3-Point		F-Throws		Rebounds										Scoring	
Season	gp-gs	min/avg	fg-fga	pct	fg-fga	pct	ft-fta	pct	off	def	tot	avg	pf	fo	ast	to	blk	stl	pts	avg
2015-16	32-12	514/16.1	61-128	.477	0-0	.000	32-60	.533	47	85	132	4.1	72	1	29	43	20	3	154	4.8
2016-17	10-5	171/17.1	20-41	.488	0-0	.000	8-11	.727	21	27	48	4.8	23	0	5	20	4	5	48	4.8
TOTAL	42-17	685/16.3	81-169	.479	0-0	.000	40-71	.563	68	112	180	4.3	95	1	34	63	24	8	202	4.8

HAYMOND, Tucker

			Total		3-Point		F-Throws		Rebounds										Scoring	
Season	gp-gs	min/avg	fg-fga	pct	fg-fga	pct	ft-fta	pct	off	def	tot	avg	pf	fo	ast	to	blk	stl	pts	avg
2013-14	29-24	694/23.9	73-168	.435	19-60	.317	42-62	.677	34	75	109	3.8	57	0	26	43	3	15	207	7.1
2014-15	30-27	841/28.0	121-244	.496	35-97	.361	77-103	.748	46	83	129	4.3	56	0	54	56	2	23	354	11.8
2015-16	32-31	1019/31.8	169-398	.425	32-123	.260	139-196	.709	61	125	186	5.8	70	0	73	74	1	21	509	15.9
2016-17	10-9	288/28.8	39-100	.390	10-28	.357	43-56	.768	11	28	39	3.9	22	1	39	27	0	8	131	13.1
TOTAL	101-91	2842/28.1	402-910	.442	96-308	.312	301-417	.722	152	311	463	4.6	205	1	192	200	6	67	1201	11.9

IKONGSHUL, Adida

			Total		3-Point		F-Throws		Rebounds										Scoring	
Season	gp-gs	min/avg	fg-fga	pct	fg-fga	pct	ft-fta	pct	off	def	tot	avg	pf	fo	ast	to	blk	stl	pts	avg
2016-17	7-0	65/9.3	1-7	.143	0-0	.000	0-3	.000	7	12	19	2.7	11	0	0	2	0	1	2	0.3
TOTAL	7-0	65/9.3	1-7	.143	0-0	.000	0-3	.000	7	12	19	2.7	11	0	0	2	0	1	2	0.3

JOHNSON, Brandon

			Total		3-Point		F-Throws		Rebounds										Scoring	
Season	gp-gs	min/avg	fg-fga	pct	fg-fga	pct	ft-fta	pct	off	def	tot	avg	pf	fo	ast	to	blk	stl	pts	avg
2016-17	10-10	250/25.0	40-80	.500	0-5	.000	15-24	.625	29	38	67	6.7	24	0	6	8	3	5	95	9.5
TOTAL	10-10	250/25.0	40-80	.500	0-5	.000	15-24	.625	29	38	67	6.7	24	0	6	8	3	5	95	9.5

JONES, Reggie

			Total		3-Point		F-Throws		Rebounds										Scoring	
Season	gp-gs	min/avg	fg-fga	pct	fg-fga	pct	ft-fta	pct	off	def	tot	avg	pf	fo	ast	to	blk	stl	pts	avg
2016-17	10-3	159/15.9	24-52	.462	3-11	.273	18-22	.818	4	22	26	2.6	16	0	16	16	3	10	69	6.9
TOTAL	10-3	159/15.9	24-52	.462	3-11	.273	18-22	.818	4	22	26	2.6	16	0	16	16	3	10	69	6.9

KENNEDY, Joeviair

			Total		3-Point		F-Throws		Rebounds										Scoring	
Season	gp-gs	min/avg	fg-fga	pct	fg-fga	pct	ft-fta	pct	off	def	tot	avg	pf	fo	ast	to	blk	stl	pts	avg
2016-17	8-0	59/7.4	11-23	.478	2-6	.333	1-1	1.000	4	3	7	0.9	7	0	2	2	0	2	25	3.1
TOTAL	8-0	59/7.4	11-23	.478	2-6	.333	1-1	1.000	4	3	7	0.9	7	0	2	2	0	2	25	3.1

Individual Career History

LAMONT, Drake

			Total		3-Point		F-Throws		Rebounds										Scoring	
Season	gp-gs	min/avg	fg-fga	pct	fg-fga	pct	ft-fta	pct	off	def	tot	avg	pf	fo	ast	to	blk	stl	pts	avg
2014-15	34-34	727/21.4	78-163	.479	0-0	.000	37-54	.685	59	87	146	4.3	87	2	12	22	25	14	193	5.7
2015-16	32-20	751/23.5	103-193	.534	0-1	.000	44-65	.677	61	85	146	4.6	83	2	36	34	20	16	250	7.8
2016-17	10-5	191/19.1	39-65	.600	0-0	.000	16-28	.571	22	24	46	4.6	13	0	3	8	2	2	94	9.4
TOTAL	76-59	1669/22.0	220-421	.523	0-1	.000	97-147	.660	142	196	338	4.4	183	4	51	64	47	32	537	7.1

MOORE, Bryce

			Total		3-Point		F-Throws		Rebounds										Scoring	
Season	gp-gs	min/avg	fg-fga	pct	fg-fga	pct	ft-fta	pct	off	def	tot	avg	pf	fo	ast	to	blk	stl	pts	avg
2015-16	31-13	660/21.3	53-145	.366	22-65	.338	41-56	.732	11	57	68	2.2	62	1	41	46	2	19	169	5.5
2016-17	10-6	219/21.9	19-51	.373	14-37	.378	5-12	.417	2	10	12	1.2	25	1	13	10	1	7	57	5.7
TOTAL	41-19	879/21.4	72-196	.367	36-102	.353	46-68	.676	13	67	80	2.0	87	2	54	56	3	26	226	5.5

OMILI, Maxwell

			Total		3-Point		F-Throws		Rebounds										Scoring	
Season	gp-gs	min/avg	fg-fga	pct	fg-fga	pct	ft-fta	pct	off	def	tot	avg	pf	fo	ast	to	blk	stl	pts	avg
2016-17	3-0	6/2.0	1-1	1.000	0-0	.000	0-0	.000	0	1	1	0.3	0	0	0	1	0	0	2	0.7
TOTAL	3-0	6/2.0	1-1	1.000	0-0	.000	0-0	.000	0	1	1	0.3	0	0	0	1	0	0	2	0.7

PRINTY, Jared

			Total		3-Point		F-Throws		Rebounds										Scoring	
Season	gp-gs	min/avg	fg-fga	pct	fg-fga	pct	ft-fta	pct	off	def	tot	avg	pf	fo	ast	to	blk	stl	pts	avg
2016-17	5-0	36/7.2	3-9	.333	3-8	.375	2-3	.667	2	3	5	1.0	0	0	0	1	1	1	11	2.2
TOTAL	5-0	36/7.2	3-9	.333	3-8	.375	2-3	.667	2	3	5	1.0	0	0	0	1	1	1	11	2.2

RANDALL, Jarrin

			Total		3-Point		F-Throws		Rebounds										Scoring	
Season	gp-gs	min/avg	fg-fga	pct	fg-fga	pct	ft-fta	pct	off	def	tot	avg	pf	fo	ast	to	blk	stl	pts	avg
2016-17	10-0	117/11.7	10-40	.250	5-25	.200	0-0	.000	0	2	2	0.2	10	0	10	9	0	2	25	2.5
TOTAL	10-0	117/11.7	10-40	.250	5-25	.200	0-0	.000	0	2	2	0.2	10	0	10	9	0	2	25	2.5

WILDER, Thomas

			Total		3-Point		F-Throws		Rebounds										Scoring	
Season	gp-gs	min/avg	fg-fga	pct	fg-fga	pct	ft-fta	pct	off	def	tot	avg	pf	fo	ast	to	blk	stl	pts	avg
2014-15	34-8	693/20.4	81-180	.450	13-44	.295	69-93	.742	3	81	84	2.5	53	0	56	57	2	34	244	7.2
2015-16	32-32	1017/31.8	172-405	.425	45-115	.391	188-238	.790	21	113	134	4.2	85	4	98	66	4	52	577	18.0
2016-17	10-10	301/30.1	52-112	.464	17-36	.472	40-50	.800	4	31	35	3.5	28	1	29	21	2	14	161	16.1
TOTAL	76-50	2011/26.5	305-697	.438	75-195	.385	297-381	.780	28	225	253	3.3	166	5	183	144	8	100	982	12.9

BOX SCORES

Official Basketball Box Score -- Game Totals -- Final Statistics
Marygrove vs WMU
11/11/16 7 p.m. at Kalamazoo, Mich. (University Arena)

Marygrove 74 • 0-1

##	Player		Total FG-FGA	3-Ptr FG-FGA	FT-FTA	Rebounds Off	Def	Tot	PF	TP	A	TO	Blk	Stl	Min
11	Nate Taylor	f	1-6	1-5	0-0	0	5	5	5	3	1	2	0	1	14
22	Isaac Gillum	f	3-6	1-2	7-12	1	1	2	5	14	0	6	0	1	19
25	Angus Bennett	c	2-8	0-1	0-0	2	2	4	5	4	0	2	0	0	22
00	Thomas Simmons	g	2-2	1-1	2-2	0	2	2	4	7	0	5	0	0	10
10	T.K. Dixson	g	2-11	2-8	7-8	0	5	5	2	13	1	4	0	2	31
01	Darrell Ivy		2-4	2-4	0-2	0	0	0	3	6	5	2	0	1	23
02	Cordell Dupree		0-0	0-0	0-0	0	0	0	0	0	0	1	0	0	4
03	James Burton		0-0	0-0	0-0	0	0	0	0	0	1	0	0	0	1
05	Eldridge Mason		2-6	1-2	1-2	0	4	4	2	6	2	0	0	1	16
12	Jermone Wheeler		0-1	0-0	0-0	0	0	0	1	0	1	0	0	0	5
14	Eli Ingram		6-8	2-3	0-0	1	8	9	1	14	0	2	0	1	28
23	Shaun Phillips		2-4	0-0	0-0	1	0	1	2	4	0	0	0	0	12
24	Anthony Martin		1-3	0-2	1-1	0	1	1	2	3	0	0	0	0	15
	Team					1	6	7							
	Totals		23-59	10-28	18-27	6	34	40	32	74	11	24	0	7	200

FG % 1st Half: 10-26 38.5% 2nd half: 13-33 39.4% Game: 23-59 39.0%
3FG % 1st Half: 2-11 18.2% 2nd half: 8-17 47.1% Game: 10-28 35.7%
FT % 1st Half: 9-13 69.2% 2nd half: 9-14 64.3% Game: 18-27 66.7%

Deadball Rebounds 3,1

WMU 90 • 1-0

##	Player		Total FG-FGA	3-Ptr FG-FGA	FT-FTA	Rebounds Off	Def	Tot	PF	TP	A	TO	Blk	Stl	Min
35	JOHNSON, Brandon	f	5-11	0-1	2-4	6	8	14	2	12	0	1	0	0	24
50	DUGAN, Seth	f	0-2	0-0	1-2	3	2	5	3	1	1	3	0	0	12
00	MOORE, Bryce	g	2-6	2-5	0-2	0	0	0	1	6	0	0	0	2	18
01	HAYMOND, Tucker	g	5-12	0-2	10-12	2	2	4	1	20	5	0	0	4	24
10	WILDER, Thomas	g	4-12	1-4	3-4	0	4	4	3	12	2	2	0	4	23
02	KENNEDY, Joeviair		3-6	0-2	1-1	1	0	1	3	7	0	1	0	1	13
03	DAVIS, Josh		3-9	1-6	1-2	1	2	3	2	8	1	1	0	0	14
04	PRINTY, Jared		0-4	0-3	0-0	1	2	3	0	0	0	0	0	1	9
12	RANDALL, Jarrin		2-7	0-5	0-0	0	0	0	3	4	1	1	0	0	17
23	JONES, Reggie		0-0	0-0	4-6	1	3	4	3	4	1	2	1	1	9
24	IKONGSHUL, Adida		0-2	0-0	0-2	2	6	8	2	0	0	1	0	0	19
42	LAMONT, Drake		6-8	0-0	2-7	7	4	11	1	14	0	2	1	0	16
54	OMILI, Maxwell		1-1	0-0	0-0	0	0	0	0	2	0	1	0	0	2
	Team					3	2	5							
	Totals		31-80	4-28	24-42	27	35	62	24	90	11	15	2	13	200

FG % 1st Half: 13-39 33.3% 2nd half: 18-41 43.9% Game: 31-80 38.8%
3FG % 1st Half: 3-17 17.6% 2nd half: 1-11 9.1% Game: 4-28 14.3%
FT % 1st Half: 12-20 60.0% 2nd half: 12-22 54.5% Game: 24-42 57.1%

Deadball Rebounds 5,1

Officials: Todd Williams, Dave Cronin, Ed Phillips
Technical fouls: Marygrove-None. WMU-None.
Attendance: 2058
Fouled out - MG 11 - 6:03 in 2nd
Fouled out - MG 22 - 4:50 in 2nd
Fouled out - MG 25 - 2:29 in 2nd

Score by periods	1st	2nd	Total
Marygrove	31	43	**74**
WMU	41	49	**90**

Points	In Paint	Off T/O	2nd Chance	Fast Break	Bench
MGMB	18	10	5	4	33
WMU	48	32	19	21	39

Last FG - MGMB 2nd-00:10, WMU 2nd-00:53.
Largest lead - MGMB None, WMU by 24 2nd-01:37.
MGMB led for 00:00. WMU led for 38:09. Game was tied for 01:51.

Score tied - 0 times.
Lead changed - 0 times.

Official Basketball Box Score -- Game Totals -- Final Statistics
WMU vs Oakland
11/14/16 7:05 p.m. at Rochester, Mich (The Blacktop at O'rena)

WMU 60 • 1-1, (0-0 MAC)

##	Player		Total FG-FGA	3-Ptr FG-FGA	FT-FTA	Rebounds Off	Def	Tot	PF	TP	A	TO	Blk	Stl	Min
35	JOHNSON, Brandon	f	6-8	0-0	0-0	2	3	5	3	12	0	0	0	1	26
50	DUGAN, Seth	c	4-7	0-0	1-2	6	9	15	1	9	0	4	0	0	27
00	MOORE, Bryce	g	0-6	0-3	0-0	0	1	1	1	0	1	2	0	1	17
01	HAYMOND, Tucker	g	2-10	0-2	8-10	3	3	6	1	12	2	3	0	0	34
10	WILDER, Thomas	g	5-15	1-3	2-2	0	3	3	2	13	1	3	0	1	34
02	KENNEDY, Joeviair		1-2	0-0	0-0	0	0	0	1	2	0	0	0	0	3
03	DAVIS, Josh		0-2	0-2	0-0	0	1	1	1	0	0	2	1	0	12
12	RANDALL, Jarrin		3-9	2-5	0-0	0	0	0	2	8	0	0	0	0	17
23	JONES, Reggie		0-0	0-0	0-0	0	2	2	0	0	1	1	0	0	6
24	IKONGSHUL, Adida		0-0	0-0	0-1	0	2	2	4	0	0	0	0	0	11
42	LAMONT, Drake		1-3	0-0	2-3	0	3	3	0	4	0	0	0	0	13
	Team					0	2	2				1			
	Totals		22-62	3-15	13-18	11	29	40	16	60	5	16	1	3	200

FG % 1st Half: 11-31 35.5% 2nd half: 11-31 35.5% Game: 22-62 35.5%
3FG % 1st Half: 0-4 0.0% 2nd half: 3-11 27.3% Game: 3-15 20.0%
FT % 1st Half: 4-7 57.1% 2nd half: 9-11 81.8% Game: 13-18 72.2%

Deadball Rebounds 6,1

Oakland 77 • 2-0, (0-0 HL)

##	Player		Total FG-FGA	3-Ptr FG-FGA	FT-FTA	Rebounds Off	Def	Tot	PF	TP	A	TO	Blk	Stl	Min
04	HAYES, Jalen	f	7-12	0-0	4-4	2	5	7	0	18	1	1	0	5	39
13	BRECHTING, Brad	c	1-2	0-0	0-2	0	3	3	4	2	0	2	0	0	9
05	CLARK, Stevie	g	4-10	3-6	4-4	0	2	2	4	15	4	1	0	2	30
30	DORSEY-WALKER, S.	g	2-6	2-4	1-2	0	1	1	1	7	2	2	0	1	31
35	WALKER, Martez	g	9-17	3-8	0-0	1	3	4	4	21	1	3	0	0	30
02	DANIELS, Nick		0-6	0-3	4-4	0	0	0	0	4	3	0	0	1	17
10	BROCK, Isaiah		1-1	0-0	0-0	0	1	1	3	2	1	0	0	1	9
11	NEELY, Brailen		0-0	0-0	0-0	0	0	0	0	0	0	0	0	0	5
14	HILL-MAIS, Xavier		3-7	0-0	0-0	3	5	8	2	6	1	2	2	0	20
15	PALOMBIZIO, Chris		1-3	0-1	0-0	0	2	2	2	2	1	0	0	0	8
21	CUMBERLAND, Jaevin		0-1	0-1	0-0	0	0	0	0	0	0	0	0	0	2
	Team					2	4	6							
	Totals		28-65	8-23	13-16	8	26	34	20	77	14	11	2	10	200

FG % 1st Half: 13-34 38.2% 2nd half: 15-31 48.4% Game: 28-65 43.1%
3FG % 1st Half: 2-12 16.7% 2nd half: 6-11 54.5% Game: 8-23 34.8%
FT % 1st Half: 2-5 40.0% 2nd half: 11-11 100.0 Game: 13-16 81.3%

Deadball Rebounds 2,2

Officials: Lamont Simpson, Bobby Daw, Steve McJunkins
Technical fouls: WMU-None. Oakland-None.
Attendance: 2335

Score by periods	1st	2nd	Total
WMU	26	34	**60**
Oakland	30	47	**77**

Points	In Paint	Off T/O	2nd Chance	Fast Break	Bench
WMU	28	12	18	7	14
OAK	40	15	13	16	14

Last FG - WMU 2nd-00:20, OAK 2nd-00:36.
Largest lead - WMU by 5 1st-11:53, OAK by 21 2nd-09:40.
WMU led for 10:56. OAK led for 26:34. Game was tied for 02:30.

Score tied - 1 time.
Lead changed - 6 times.

Official Basketball Box Score -- Game Totals -- Final Statistics
WMU vs Villanova
11/17/16 11:30 AM at Charleston, S.C. - TD Arena

WMU 65 • 1-2

##	Player		Total FG-FGA	3-Ptr FG-FGA	FT-FTA	Rebounds Off	Def	Tot	PF	TP	A	TO	Blk	Stl	Min
01	HAYMOND, Tucker	f	2-8	0-3	0-0	2	4	6	4	4	6	3	0	2	30
35	JOHNSON, Brandon	f	2-6	0-0	1-1	0	2	2	3	5	3	2	1	0	28
50	DUGAN, Seth	c	6-8	0-0	0-0	3	5	8	1	12	0	4	0	0	28
00	MOORE, Bryce	g	2-5	1-4	0-1	0	0	0	3	5	1	2	0	0	21
10	WILDER, Thomas	g	5-8	1-3	8-8	1	1	2	3	19	2	3	0	2	31
02	KENNEDY, Joeviair		0-0	0-0	0-0	0	1	1	0	0	0	1	0	0	5
03	DAVIS, Josh		5-9	1-4	3-4	0	1	1	2	14	0	1	0	2	24
12	RANDALL, Jarrin		0-1	0-1	0-0	0	0	0	0	0	0	0	0	0	9
23	JONES, Reggie		2-3	0-1	0-0	0	2	2	3	4	2	0	0	0	12
42	LAMONT, Drake		1-2	0-0	0-0	1	4	5	3	2	0	2	0	0	12
	Team					1	2	3							
	Totals		25-50	3-16	12-14	8	22	30	22	65	14	18	1	6	200

FG % 1st Half: 12-23 52.2% 2nd half: 13-27 48.1% Game: 25-50 50.0%
3FG % 1st Half: 2-6 33.3% 2nd half: 1-10 10.0% Game: 3-16 18.8%
FT % 1st Half: 7-8 87.5% 2nd half: 5-6 83.3% Game: 12-14 85.7%

Deadball Rebounds 1

Villanova 76 • 3-0

##	Player		Total FG-FGA	3-Ptr FG-FGA	FT-FTA	Rebounds Off	Def	Tot	PF	TP	A	TO	Blk	Stl	Min
02	JENKINS,Kris	f	3-6	3-5	2-2	0	2	2	3	11	0	2	0	4	21
45	REYNOLDS,Darryl	f	2-2	0-0	1-2	3	4	7	2	5	1	2	1	1	34
01	BRUNSON,Jalen	g	4-8	0-2	6-6	0	1	1	2	14	3	2	0	3	30
03	HART,Josh	g	4-8	1-2	5-5	1	7	8	2	14	4	1	0	2	35
05	BOOTH,Phil	g	1-6	1-4	0-0	0	1	1	1	3	2	3	0	1	23
04	PASCHALL,Eric		5-8	3-6	4-5	0	0	0	2	17	0	2	1	0	23
10	DiVINCENZO,Donte		2-5	1-3	1-2	0	0	0	2	6	0	0	0	0	15
25	BRIDGES,Mikal		3-4	0-1	0-2	0	3	3	3	6	2	0	1	1	19
42	PAINTER,Dylan		0-0	0-0	0-0	0	0	0	0	0	0	0	0	0	0+
	Team					0	0	0							
	Totals		24-47	9-23	19-24	4	18	22	17	76	12	12	3	12	200

FG % 1st Half: 15-28 53.6% 2nd half: 9-19 47.4% Game: 24-47 51.1%
3FG % 1st Half: 5-13 38.5% 2nd half: 4-10 40.0% Game: 9-23 39.1%
FT % 1st Half: 9-11 81.8% 2nd half: 10-13 76.9% Game: 19-24 79.2%

Deadball Rebounds 2

Officials: Tony Greene, Pat Adams, John Hampton
Technical fouls: WMU-None. Villanova-None.
Attendance:

Score by periods	1st	2nd	Total
WMU	33	32	**65**
Villanova	44	32	**76**

Points	In Paint	Off T/O	2nd Chance	Fast Break	Bench
WMU	30	9	6	2	20
VU	24	22	7	4	29

Last FG - WMU 2nd-01:28, VU 2nd-02:07.
Largest lead - WMU by 3 1st-19:14, VU by 14 2nd-19:39.
WMU led for 01:15. VU led for 37:16. Game was tied for 01:29.

Score tied - 1 time.
Lead changed - 1 time.

Official Basketball Box Score -- Game Totals -- Final Statistics
WMU vs UTEP
11/18/16 3:30 pm at Charleston, S.C. - TD Arena

WMU 75 • 1-3

##	Player		Total FG-FGA	3-Ptr FG-FGA	FT-FTA	Rebounds Off	Def	Tot	PF	TP	A	TO	Blk	Stl	Min
01	HAYMOND, Tucker	f	6-16	2-7	6-9	2	6	8	5	20	6	2	0	1	38
35	JOHNSON, Brandon	f	5-12	0-1	2-2	4	1	5	3	12	0	0	0	1	27
50	DUGAN, Seth	c	0-4	0-0	0-0	0	2	2	4	0	0	0	0	2	13
00	MOORE, Bryce	g	3-7	3-6	2-2	1	1	2	5	11	4	1	0	1	31
10	WILDER, Thomas	g	5-9	3-5	3-5	0	1	1	4	16	2	0	0	1	33
02	KENNEDY, Joeviair		1-2	0-0	0-0	1	0	1	0	2	0	0	0	0	3
03	DAVIS, Josh		1-3	1-2	1-2	0	2	2	2	4	0	0	0	0	13
12	RANDALL, Jarrin		0-2	0-2	0-0	0	2	2	0	0	1	2	0	0	9
23	JONES, Reggie		0-1	0-0	0-0	0	1	1	0	0	2	2	0	0	10
24	IKONGSHUL, Adida		0-0	0-0	0-0	0	0	0	0	0	0	1	0	0	2
42	LAMONT, Drake		5-6	0-0	0-0	0	1	1	1	10	1	0	0	0	21
	Team					3	1	4				1			
	Totals		26-62	9-23	14-20	11	18	29	24	75	16	9	0	6	200

FG % 1st Half: 12-30 40.0% 2nd half: 14-32 43.8% Game: 26-62 41.9%
3FG % 1st Half: 5-11 45.5% 2nd half: 4-12 33.3% Game: 9-23 39.1%
FT % 1st Half: 3-4 75.0% 2nd half: 11-16 68.8% Game: 14-20 70.0%

Deadball Rebounds 0

UTEP 85 • 2-1

##	Player		Total FG-FGA	3-Ptr FG-FGA	FT-FTA	Rebounds Off	Def	Tot	PF	TP	A	TO	Blk	Stl	Min
11	FLAGGERT, Jake	f	4-6	4-5	1-1	0	2	2	2	13	0	2	1	0	35
22	THOMAS, Paul	f	0-0	0-0	0-0	1	4	5	5	0	1	1	0	0	12
41	WILLMS, Matt	c	9-11	0-0	4-6	3	4	7	4	22	2	2	2	0	29
02	HARRIS, Omega	g	5-10	1-5	6-7	0	3	3	4	17	4	1	1	0	37
15	ARTIS, Dominic	g	4-9	2-6	10-14	0	10	10	3	20	9	4	0	2	38
12	WINN, Terry		4-6	0-0	2-2	1	4	5	3	10	0	4	1	0	29
21	TOUCHET, Trey		0-0	0-0	0-0	0	0	0	0	0	0	1	0	0	3
23	BARRETT, Deon		1-4	1-3	0-0	0	1	1	0	3	0	2	0	0	10
54	JONES, Kelvin		0-0	0-0	0-0	1	0	1	1	0	0	0	1	0	7
	Team					0	3	3							
	Totals		27-46	8-19	23-30	6	31	37	22	85	16	17	6	2	200

FG % 1st Half: 13-25 52.0% 2nd half: 14-21 66.7% Game: 27-46 58.7%
3FG % 1st Half: 4-9 44.4% 2nd half: 4-10 40.0% Game: 8-19 42.1%
FT % 1st Half: 7-7 100.0 2nd half: 16-23 69.6% Game: 23-30 76.7%

Deadball Rebounds 3

Officials: Paul Janssen, John Gaffney, John Hampton
Technical fouls: WMU-None. UTEP-None.
Attendance: 4020

Score by periods	1st	2nd	Total
WMU	32	43	**75**
UTEP	37	48	**85**

Points	In Paint	Off T/O	2nd Chance	Fast Break	Bench
WMU	18	20	18	4	16
UTEP	32	15	11	6	13

Last FG - WMU 2nd-00:25, UTEP 2nd-02:59.
Largest lead - WMU by 3 1st-17:59, UTEP by 13 2nd-02:15.
WMU led for 01:33. UTEP led for 34:21. Game was tied for 04:03.

Score tied - 5 times.
Lead changed - 2 times.

BOX SCORES

Official Basketball Box Score -- Game Totals -- Final Statistics
Western Michigan vs Boise State
11/20/16 1:30 PM at Charleston, S.C. - TD Arena

Western Michigan 70 • 1-4

##	Player		Total FG-FGA	3-Ptr FG-FGA	FT-FTA	Rebounds Off	Def	Tot	PF	TP	A	TO	Blk	Stl	Min
01	HAYMOND, Tucker	f	1-7	0-1	6-8	0	2	2	2	8	2	2	0	1	29
35	JOHNSON, Brandon	f	3-6	0-0	2-4	1	3	4	0	8	0	1	0	0	22
50	DUGAN, Seth	c	0-2	0-0	4-4	0	4	4	3	4	1	2	3	0	15
00	MOORE, Bryce	g	2-4	2-3	1-2	0	1	1	2	7	0	0	0	0	20
10	WILDER, Thomas	g	4-11	0-1	6-6	0	1	1	2	14	2	4	0	2	28
02	KENNEDY, Joeviair		1-6	0-2	0-0	0	2	2	1	2	0	0	0	1	12
03	DAVIS, Josh		1-2	0-0	0-0	0	0	0	3	2	0	1	0	1	12
04	PRINTY, Jared		2-3	2-3	0-0	1	0	1	0	6	0	1	0	0	9
12	RANDALL, Jarrin		1-4	1-2	0-0	0	0	0	1	3	3	3	0	0	17
23	JONES, Reggie		2-3	0-1	0-0	0	1	1	2	4	0	0	1	0	11
24	IKONGSHUL, Adida		0-1	0-0	0-0	0	1	1	0	0	0	0	0	0	4
42	LAMONT, Drake		5-10	0-0	2-2	2	3	5	2	12	1	0	0	1	21
	Team					3	1	4	2						
	Totals		22-59	5-13	21-26	7	19	26	20	70	9	14	4	6	200

FG % 1st Half:	12-32	37.5%	2nd half:	10-27	37.0%	Game: 22-59 37.3%
3FG % 1st Half:	1-7	14.3%	2nd half:	4-6	66.7%	Game: 5-13 38.5%
FT % 1st Half:	10-13	76.9%	2nd half:	11-13	84.6%	Game: 21-26 80.8%

Deadball Rebounds 3

Boise State 91 • 2-2

##	Player		Total FG-FGA	3-Ptr FG-FGA	FT-FTA	Rebounds Off	Def	Tot	PF	TP	A	TO	Blk	Stl	Min
13	DUNCAN, Nick	f	4-8	3-5	4-5	1	4	5	2	15	2	6	1	1	32
33	WACKER, David	f	1-2	0-0	2-2	1	0	1	4	4	0	0	0	0	12
03	JESSUP, Justinian	g	5-7	1-3	1-2	0	2	2	3	12	2	1	0	1	20
15	HUTCHISON, Chandler	g	10-15	0-0	0-0	1	11	12	1	20	1	4	1	0	32
30	AUSTIN, Paris	g	6-6	0-0	5-5	1	5	6	2	17	7	4	0	1	29
00	DICKINSON, Marcus		2-5	0-1	0-0	0	1	1	3	4	2	0	0	1	13
05	HARWELL, Malek		0-2	0-1	2-2	1	0	1	0	2	0	0	0	0	3
10	JORCH, Robin		2-3	0-0	1-5	1	2	3	2	5	0	0	0	2	20
11	HANEY, Zach		1-1	1-1	0-0	0	0	0	0	3	0	0	1	0	6
23	OLUYITAN, Cameron		0-0	0-0	0-0	0	0	0	0	0	0	0	0	0	3
34	HOBBS, Alex		0-2	0-0	0-0	1	1	2	0	0	1	3	0	0	10
55	REID, James		4-8	1-4	0-0	1	4	5	4	9	4	0	1	0	20
	Team					1	2	3							
	Totals		35-59	6-15	15-21	9	32	41	21	91	19	18	4	6	200

FG % 1st Half:	16-29	55.2%	2nd half:	19-30	63.3%	Game: 35-59 59.3%
3FG % 1st Half:	3-9	33.3%	2nd half:	3-6	50.0%	Game: 6-15 40.0%
FT % 1st Half:	4-5	80.0%	2nd half:	11-16	68.8%	Game: 15-21 71.4%

Deadball Rebounds 2

Officials: Mike Stuart, Antinio Petty, Tony Greene
Technical fouls: Western Michigan-TEAM 2. Boise State-None.
Attendance:

Score by periods	1st	2nd	Total
Western Michigan	35	35	**70**
Boise State	39	52	**91**

Points	In Paint	Off T/O	2nd Chance	Fast Break	Bench
WMU	26	19	13	4	29
BSU	48	24	11	6	23

Last FG - WMU 2nd-00:07, BSU 2nd-01:04.
Largest lead - WMU by 3 1st-11:30, BSU by 27 2nd-01:04.

Score tied - 8 times.
Lead changed - 9 times.

Official Basketball Box Score -- Game Totals -- Final Statistics
Central Arkansas vs WMU
11/26/16 2 PM at Kalamazoo, Mich. (University Arena)

Central Arkansas 63 • 1-4

##	Player		Total FG-FGA	3-Ptr FG-FGA	FT-FTA	Rebounds Off	Def	Tot	PF	TP	A	TO	Blk	Stl	Min
04	Christensson, Albert	f	1-3	0-0	0-0	1	1	2	5	2	1	1	0	0	9
01	Howard, Jordan	g	2-13	1-6	0-0	0	3	3	1	5	1	5	0	0	33
10	Kamba, Mathieu	g	3-12	0-0	7-9	3	5	8	3	13	1	2	1	2	31
11	Lowery, Jeff	g	5-6	1-2	1-2	1	5	6	3	12	7	4	0	2	34
32	Brooks, Derreck	g	7-15	4-5	2-2	6	4	10	3	20	1	2	2	0	37
02	Lee, Ethan		0-1	0-0	0-0	1	1	2	2	0	0	3	0	1	5
12	Parnell, Darraja		1-2	0-0	0-0	0	0	0	3	2	3	0	0	1	17
13	Iyekekpolor, Otas		0-2	0-0	1-3	0	1	1	2	1	1	0	0	0	8
22	Schmit, Tanner		4-7	0-0	0-1	1	3	4	4	8	1	1	0	0	17
23	Weidenaar, Aaron		0-1	0-1	0-0	0	1	1	0	0	0	1	0	0	5
25	Unruh, Thatch		0-0	0-0	0-0	0	0	0	0	0	0	0	0	0	4
	Team					3	4	7				1			
	Totals		23-62	6-14	11-17	16	28	44	26	63	16	20	3	6	200

FG % 1st Half:	8-28	28.6%	2nd half:	15-34	44.1%	Game: 23-62 37.1%
3FG % 1st Half:	2-7	28.6%	2nd half:	4-7	57.1%	Game: 6-14 42.9%
FT % 1st Half:	5-7	71.4%	2nd half:	6-10	60.0%	Game: 11-17 64.7%

Deadball Rebounds 3

WMU 80 • 2-4

##	Player		Total FG-FGA	3-Ptr FG-FGA	FT-FTA	Rebounds Off	Def	Tot	PF	TP	A	TO	Blk	Stl	Min
03	DAVIS, Josh	f	1-6	0-1	0-0	0	2	2	1	2	0	0	1	1	16
35	JOHNSON, Brandon	f	5-7	0-0	2-5	5	5	10	1	12	0	2	0	1	26
42	LAMONT, Drake	c	8-14	0-0	7-13	4	5	9	1	23	0	0	1	0	24
01	HAYMOND, Tucker	g	4-8	0-0	3-4	1	2	3	3	11	8	2	0	0	26
10	WILDER, Thomas	g	6-12	3-5	2-2	2	2	4	1	17	1	1	0	0	28
00	MOORE, Bryce		2-5	0-2	0-2	0	3	3	1	4	1	0	0	1	19
02	KENNEDY, Joeviair		1-2	0-0	0-0	0	0	0	0	2	0	0	0	0	1
04	PRINTY, Jared		0-0	0-0	0-0	0	1	1	0	0	0	0	1	0	3
12	RANDALL, Jarrin		1-4	1-3	0-0	0	0	0	1	3	1	1	0	0	12
23	JONES, Reggie		2-5	0-0	2-2	0	2	2	2	6	2	1	0	3	20
24	IKONGSHUL, Adida		0-2	0-0	0-0	3	2	5	1	0	0	0	0	0	12
50	DUGAN, Seth		0-3	0-0	0-0	1	1	2	4	0	0	1	1	0	13
54	OMILI, Maxwell		0-0	0-0	0-0	0	0	0	0	0	0	0	0	0	1
	Team					1	1	2							
	Totals		30-68	4-11	16-28	17	26	43	16	80	13	8	4	6	201

FG % 1st Half:	15-36	41.7%	2nd half:	15-32	46.9%	Game: 30-68 44.1%
3FG % 1st Half:	3-6	50.0%	2nd half:	1-5	20.0%	Game: 4-11 36.4%
FT % 1st Half:	2-8	25.0%	2nd half:	14-20	70.0%	Game: 16-28 57.1%

Deadball Rebounds 5

Officials: Todd Williams, Keith Lewis, Brandon Cruz
Technical fouls: Central Arkansas-None. WMU-None.
Attendance: 1844

Score by periods	1st	2nd	Total
Central Arkansas	23	40	**63**
WMU	35	45	**80**

Points	In Paint	Off T/O	2nd Chance	Fast Break	Bench
UCA	24	4	12	0	11
WMU	52	16	14	8	15

Last FG - UCA 2nd-00:10, WMU 2nd-00:53.
Largest lead - UCA by 2 1st-18:19, WMU by 19 2nd-12:39.
UCA led for 00:21. WMU led for 36:33. Game was tied for 03:06.

Score tied - 2 times.
Lead changed - 1 time.

Official Basketball Box Score -- Game Totals -- Final Statistics
UNC Wilmington vs WMU
11/30/16 7:00 p.m. at Kalamazoo, Mich. <University Arena>

UNC Wilmington 97 • 6-1

##	Player		Total FG-FGA	3-Ptr FG-FGA	FT-FTA	Rebounds Off	Def	Tot	PF	TP	A	TO	Blk	Stl	Min
15	Cacok, Devontae	f	3-3	0-0	2-3	3	3	6	5	8	0	2	0	1	27
00	Mosley, Ambrose	g	5-9	5-9	2-2	0	4	4	1	17	1	0	0	1	25
01	Flemmings, Chris	g	5-11	1-7	6-7	1	7	8	3	17	3	0	0	2	40
10	Ingram, Denzel	g	5-11	4-7	2-2	0	1	1	5	16	6	3	0	1	28
12	Bryce, C.J.	g	7-14	1-3	3-5	5	3	8	2	18	1	5	0	2	27
02	Richmond, JaQuel		3-7	0-2	0-1	1	1	2	3	6	3	0	0	0	18
04	Talley, Jordon		3-6	1-1	4-4	0	1	1	4	11	2	2	0	0	22
21	Bryan, Marcus		1-2	0-0	2-4	1	2	3	5	4	0	0	0	0	13
	Team					0	0	0							
	Totals		32-63	12-29	21-28	11	22	33	28	97	16	12	0	7	200

FG % 1st Half:	18-36	50.0%	2nd half:	14-27	51.9%	Game: 32-63 50.8%
3FG % 1st Half:	8-17	47.1%	2nd half:	4-12	33.3%	Game: 12-29 41.4%
FT % 1st Half:	7-7	100.0	2nd half:	14-21	66.7%	Game: 21-28 75.0%

Deadball Rebounds 4

WMU 92 • 2-5

##	Player		Total FG-FGA	3-Ptr FG-FGA	FT-FTA	Rebounds Off	Def	Tot	PF	TP	A	TO	Blk	Stl	Min
01	HAYMOND, Tucker	f	9-14	1-1	5-7	1	2	3	3	24	4	7	0	0	34
35	JOHNSON, Brandon	f	4-7	0-1	2-2	6	8	14	3	10	0	1	0	0	26
42	LAMONT, Drake	c	2-4	0-0	2-2	1	0	1	0	6	0	0	0	0	22
03	DAVIS, Josh	g	0-4	0-3	1-3	0	2	2	0	1	1	1	1	0	15
10	WILDER, Thomas	g	7-12	1-3	7-9	0	5	5	5	22	3	1	0	1	29
00	MOORE, Bryce		1-3	0-2	0-1	1	2	3	4	2	1	2	0	0	15
02	KENNEDY, Joeviair		1-1	1-1	0-0	0	0	0	2	3	1	0	0	0	10
12	RANDALL, Jarrin		2-3	0-1	0-0	0	0	0	1	4	2	1	0	0	11
23	JONES, Reggie		7-14	1-2	1-2	3	2	5	2	16	3	1	0	3	26
50	DUGAN, Seth		2-2	0-0	0-1	1	1	2	2	4	0	2	0	0	12
	Team					3	1	4				2			
	Totals		35-64	4-14	18-27	16	23	39	22	92	15	18	1	4	200

FG % 1st Half:	12-26	46.2%	2nd half:	23-38	60.5%	Game: 35-64 54.7%
3FG % 1st Half:	0-5	0.0%	2nd half:	4-9	44.4%	Game: 4-14 28.6%
FT % 1st Half:	8-12	66.7%	2nd half:	10-15	66.7%	Game: 18-27 66.7%

Deadball Rebounds 0

Officials: Steve McJunkins, Bart Wegenke, Rod Mrakovich
Technical fouls: UNC Wilmington-None. WMU-None.
Attendance: 1823
2:11 - 15 UNCW Fouled out
1:47 - 10 WMU Fouled out
1:01 - 21 UNCW Fouled out
37 seconds - 10 UNCW Fouled out

Score by periods	1st	2nd	Total
UNC Wilmington	51	46	**97**
WMU	32	60	**92**

Points	In Paint	Off T/O	2nd Chance	Fast Break	Bench
UNCW	32	31	14	6	21
WMU	56	14	18	12	29

Last FG - UNCW 2nd-02:21, WMU 2nd-00:04.
Largest lead - UNCW by 21 1st-01:26, WMU by 9 1st-15:31.
UNCW led for 28:51. WMU led for 09:44. Game was tied for 01:25.

Score tied - 3 times.
Lead changed - 7 times.

Official Basketball Box Score -- Game Totals -- Final Statistics
WMU vs Cleveland State
12/7/16 7:00 pm at Cleveland, Ohio - Quicken Loans Arena

WMU 62 • 2-6

##	Player		Total FG-FGA	3-Ptr FG-FGA	FT-FTA	Rebounds Off	Def	Tot	PF	TP	A	TO	Blk	Stl	Min
01	HAYMOND, Tucker	f	1-4	0-1	0-0	0	1	1	1	2	3	4	0	0	20
35	JOHNSON, Brandon	f	4-7	0-1	0-0	1	4	5	2	8	1	1	1	0	24
42	LAMONT, Drake	c	1-4	0-0	1-1	1	2	3	3	3	0	1	0	0	17
10	WILDER, Thomas	g	4-6	3-4	1-2	0	3	3	2	12	1	3	0	0	24
23	JONES, Reggie	g	4-8	1-2	0-0	0	1	1	1	9	1	3	0	1	21
00	MOORE, Bryce		2-6	2-4	2-2	0	2	2	2	8	1	1	0	0	27
02	KENNEDY, Joeviair		3-4	1-1	0-0	2	0	2	0	7	1	0	0	0	12
03	DAVIS, Josh		0-2	0-1	3-4	0	1	1	0	3	1	1	0	0	12
04	PRINTY, Jared		1-1	1-1	2-3	0	0	0	0	5	0	0	0	0	5
12	RANDALL, Jarrin		1-7	1-4	0-0	0	0	0	1	3	2	1	0	2	16
24	IKONGSHUL, Adida		0-1	0-0	0-0	1	1	2	2	0	0	0	0	0	8
50	DUGAN, Seth		1-2	0-0	0-0	0	1	1	1	2	1	1	0	1	11
54	OMILI, Maxwell		0-0	0-0	0-0	0	1	1	0	0	0	0	0	0	3
	Team					2	1	3							
	Totals		22-52	9-19	9-12	7	18	25	15	62	12	16	1	4	200

FG % 1st Half:	13-27	48.1%	2nd half:	9-25	36.0%	Game: 22-52 42.3%
3FG % 1st Half:	4-8	50.0%	2nd half:	5-11	45.5%	Game: 9-19 47.4%
FT % 1st Half:	1-1	100.0	2nd half:	8-11	72.7%	Game: 9-12 75.0%

Deadball Rebounds 1

Cleveland State 85 • 3-5

##	Player		Total FG-FGA	3-Ptr FG-FGA	FT-FTA	Rebounds Off	Def	Tot	PF	TP	A	TO	Blk	Stl	Min
05	BLOUNT, Jibri	f	2-3	0-0	0-0	0	0	0	2	4	0	0	0	0	17
33	FLANNIGAN, Demonte	f	8-13	0-1	4-4	1	5	6	2	20	1	0	0	0	25
03	EDWARDS, Rob	g	6-12	2-5	1-1	0	5	5	2	15	2	3	0	2	30
12	THOMAS, Kasheem	g	3-5	0-1	1-2	0	5	5	1	7	4	0	0	2	30
20	WORD, Bobby	g	9-12	5-8	2-2	0	3	3	2	25	0	2	0	1	33
00	SLOAN, Derek		0-0	0-0	1-2	1	0	1	2	1	0	1	2	1	7
01	CARPENTER, Kenny		1-4	0-3	0-0	0	1	1	1	2	0	2	0	0	13
11	HALES, Terrell		1-1	0-0	0-0	1	4	5	0	2	5	0	1	3	19
21	HASBARGEN, Tim		0-0	0-0	0-0	1	0	1	0	0	1	0	0	0	3
22	CLAYBORNE, Evan		2-2	0-0	0-0	1	0	1	0	4	0	1	2	1	13
23	HAIRSTON, Jamarcus		0-3	0-1	0-0	1	2	3	1	0	1	0	1	0	8
55	LEVITT, Daniel		2-3	1-2	0-0	0	0	0	1	5	0	0	0	0	2
	Team					1	0	1							
	Totals		34-58	8-21	9-11	7	25	32	14	85	14	9	6	10	200

FG % 1st Half:	15-29	51.7%	2nd half:	19-29	65.5%	Game: 34-58 58.6%
3FG % 1st Half:	4-12	33.3%	2nd half:	4-9	44.4%	Game: 8-21 38.1%
FT % 1st Half:	3-3	100.0	2nd half:	6-8	75.0%	Game: 9-11 81.8%

Deadball Rebounds 1

Officials: Bill Ek, Dan Doran, Courtney Green
Technical fouls: WMU-None. Cleveland State-None.
Attendance: 1313

Score by periods	1st	2nd	Total
WMU	31	31	**62**
Cleveland State	37	48	**85**

Points	In Paint	Off T/O	2nd Chance	Fast Break	Bench
WMU	16	6	11	0	28
CSU	34	25	12	15	14

Last FG - WMU 2nd-00:22, CSU 2nd-00:26.
Largest lead - WMU by 9 1st-13:40, CSU by 26 2nd-01:20.
WMU led for 12:59. CSU led for 25:01. Game was tied for 02:00.

Score tied - 2 times.
Lead changed - 1 time.

BOX SCORES

Official Basketball Box Score -- Game Totals -- Final Statistics
James Madison vs WMU
12/10/16 1:00 p.m. at Kalamazoo, Mich. <University Arena>

James Madison 67 • 1-8

##	Player		Total FG-FGA	3-Ptr FG-FGA	FT-FTA	Rebounds Off	Def	Tot	PF	TP	A	TO	Blk	Stl	Min
15	Vodanovich, Tom	f	8-10	2-4	0-0	1	2	3	4	18	3	4	0	2	29
23	Snowden, Ramone	f	1-1	0-0	0-0	0	3	3	5	2	1	3	1	1	33
40	Dalembert, Yohanny	f	5-11	0-0	4-5	0	6	6	2	14	0	0	2	3	27
04	McLean, Joey	g	2-7	1-3	0-0	0	2	2	4	5	4	3	0	2	26
10	Kent, Jackson	g	6-13	4-7	0-0	0	4	4	3	16	4	3	0	1	38
01	Brown, Shakir		0-1	0-1	0-0	1	0	1	1	0	0	1	0	1	3
12	Holmes, Vince		0-1	0-0	0-0	0	3	3	2	0	5	2	0	0	21
13	Satkus, Paulius		0-0	0-0	0-0	0	0	0	0	0	0	0	0	0	0+
21	Cabarkapa, Dimitrije		2-4	1-1	0-0	0	2	2	0	5	0	0	0	0	12
55	Lukic, Ivan		2-2	1-1	2-2	1	1	2	2	7	0	0	0	0	11
	Team					1	1	2				2			
	Totals		26-50	9-17	6-7	4	24	28	23	67	17	18	3	10	200

FG % 1st Half: 12-24 50.0% 2nd half: 14-26 53.8% Game: 26-50 52.0%
3FG % 1st Half: 5-7 71.4% 2nd half: 4-10 40.0% Game: 9-17 52.9%
FT % 1st Half: 4-4 100.0 2nd half: 2-3 66.7% Game: 6-7 85.7%

Deadball Rebounds 0

WMU 74 • 3-6

##	Player		Total FG-FGA	3-Ptr FG-FGA	FT-FTA	Rebounds Off	Def	Tot	PF	TP	A	TO	Blk	Stl	Min
35	JOHNSON, Brandon	f	1-7	0-1	1-2	4	2	6	4	3	0	0	0	1	19
42	LAMONT, Drake	f	6-9	0-0	0-0	4	0	4	1	12	0	2	0	0	23
00	MOORE, Bryce	g	1-2	1-2	0-0	0	0	0	3	3	2	1	0	2	18
10	WILDER, Thomas	g	7-13	2-4	6-8	0	5	5	2	22	5	1	2	1	35
23	JONES, Reggie	g	6-14	1-4	11-12	0	8	8	1	24	3	3	1	1	32
01	HAYMOND, Tucker		0-6	0-1	2-2	0	3	3	0	2	2	2	0	0	20
03	DAVIS, Josh		0-1	0-1	0-2	0	0	0	0	0	0	1	0	0	7
04	PRINTY, Jared		0-1	0-1	0-0	0	0	0	0	0	0	0	0	0	10
12	RANDALL, Jarrin		0-2	0-2	0-0	0	0	0	0	0	0	0	0	0	5
24	IKONGSHUL, Adida		1-1	0-0	0-0	1	0	1	2	2	0	0	0	1	9
50	DUGAN, Seth		3-5	0-0	0-0	4	0	4	0	6	1	3	0	2	22
	Team					3	3	6							
	Totals		25-61	4-16	20-26	16	21	37	13	74	13	13	3	8	200

FG % 1st Half: 14-28 50.0% 2nd half: 11-33 33.3% Game: 25-61 41.0%
3FG % 1st Half: 2-7 28.6% 2nd half: 2-9 22.2% Game: 4-16 25.0%
FT % 1st Half: 5-7 71.4% 2nd half: 15-19 78.9% Game: 20-26 76.9%

Deadball Rebounds 2

Officials: Brett Wegenke, John Floyd, Andy O'Brien
Technical fouls: James Madison-Team. WMU-None.
Attendance: 1968
Technical on visitor bench with 3.4 seconds to go

Score by periods	1st	2nd	Total
James Madison	33	34	**67**
WMU	35	39	**74**

Points	In Paint	Off T/O	2nd Chance	Fast Break	Bench
JMU	34	15	2	2	12
WMU	26	22	12	8	10

Last FG - JMU 2nd-00:08, WMU 2nd-02:19.
Largest lead - JMU by 7 2nd-09:34, WMU by 9 2nd-00:28.
JMU led for 21:14. WMU led for 12:57. Game was tied for 05:49.

Score tied - 8 times.
Lead changed - 12 times.

Official Basketball Box Score -- Game Totals -- Final Statistics
WMU vs Washington
12/18/16 5:00 p.m. at Seattle, Wash. - Alaska Airlines Arena

WMU 86 • 3-7

##	Player		Total FG-FGA	3-Ptr FG-FGA	FT-FTA	Rebounds Off	Def	Tot	PF	TP	A	TO	Blk	Stl	Min
01	HAYMOND, Tucker	f	9-15	7-10	3-4	0	3	3	2	28	1	2	0	0	33
35	JOHNSON, Brandon	f	5-9	0-0	3-4	0	2	2	3	13	2	0	1	1	28
42	LAMONT, Drake	c	4-5	0-0	0-0	2	2	4	1	8	1	1	0	1	22
10	WILDER, Thomas	g	5-14	2-4	2-4	1	6	7	4	14	10	3	0	2	36
23	JONES, Reggie	g	1-4	0-1	0-0	0	0	0	2	2	1	3	0	1	12
00	MOORE, Bryce		4-7	3-6	0-0	0	0	0	3	11	2	1	1	0	33
03	DAVIS, Josh		0-3	0-1	0-0	1	3	4	1	0	2	0	0	0	14
12	RANDALL, Jarrin		0-1	0-0	0-0	0	0	0	1	0	0	0	0	0	4
50	DUGAN, Seth		4-6	0-0	2-2	3	2	5	4	10	1	0	0	0	18
	Team					0	1	1							
	Totals		32-64	12-22	10-14	7	19	26	21	86	20	10	2	5	200

FG % 1st Half: 16-33 48.5% 2nd half: 16-31 51.6% Game: 32-64 50.0%
3FG % 1st Half: 7-13 53.8% 2nd half: 5-9 55.6% Game: 12-22 54.5%
FT % 1st Half: 9-10 90.0% 2nd half: 1-4 25.0% Game: 10-14 71.4%

Deadball Rebounds 2,1

Washington 92 • 5-5

##	Player		Total FG-FGA	3-Ptr FG-FGA	FT-FTA	Rebounds Off	Def	Tot	PF	TP	A	TO	Blk	Stl	Min
04	Thybulle, Matisse	f	2-6	1-3	0-0	1	2	3	2	5	4	2	0	3	31
15	Dickerson, Noah	f	4-7	0-0	4-4	2	6	8	4	12	1	0	0	0	21
33	Timmins, Sam	f	3-3	0-0	0-0	0	0	0	0	6	1	1	0	0	17
01	Crisp, David	g	6-10	3-6	0-2	1	2	3	2	15	1	0	2	0	36
20	Fultz, Markelle	g	10-19	1-1	6-11	2	6	8	1	27	10	3	1	0	37
10	Dime, Malik		3-7	0-0	1-2	2	3	5	1	7	1	0	3	1	21
22	Green, Dominic		5-7	3-5	3-4	0	2	2	1	16	0	1	1	0	23
23	Johnson, Carlos		2-2	0-0	0-0	1	2	3	2	4	0	2	1	0	14
	Team					1	2	3							
	Totals		35-61	8-15	14-23	10	25	35	13	92	18	9	8	4	200

FG % 1st Half: 19-34 55.9% 2nd half: 16-27 59.3% Game: 35-61 57.4%
3FG % 1st Half: 5-10 50.0% 2nd half: 3-5 60.0% Game: 8-15 53.3%
FT % 1st Half: 6-10 60.0% 2nd half: 8-13 61.5% Game: 14-23 60.9%

Deadball Rebounds 5,2

Officials: David Hall, Steve Olson, Kipp Kissinger
Technical fouls: WMU-None. Washington-Dime, Malik.
Attendance: 7129

Score by periods	1st	2nd	Total
WMU	48	38	**86**
Washington	49	43	**92**

Points	In Paint	Off T/O	2nd Chance	Fast Break	Bench
WMU	30	10	6	14	21
UW	44	12	10	19	27

Last FG - WMU 2nd-01:07, UW 2nd-00:20.
Largest lead - WMU by 5 2nd-11:17, UW by 11 1st-06:35.
WMU led for 13:49. UW led for 23:58. Game was tied for 02:13.

Score tied - 3 times.
Lead changed - 15 times.

Western Michigan Basketball
WMU Game-by-Game Highs (as of Dec 20, 2016)
All games

Opponent	Date	Score	Points	Rebounds	Assists	Steals	Blocked shots
MARYGROVE	11/11/16	90-74	20-HAYMOND, Tucke	14-JOHNSON, Brand	5-HAYMOND, Tucker	4-HAYMOND, Tucker WILDER, Thomas	1-LAMONT, Drake JONES, Reggie
at Oakland	11/14/16	60-77	13-WILDER, Thomas	15-DUGAN, Seth	2-HAYMOND, Tucker	1-WILDER, Thomas MOORE, Bryce JOHNSON, Brandon	1-DAVIS, Josh
vs Villanova	11/17/16	65-76	19-WILDER, Thomas	8-DUGAN, Seth	6-HAYMOND, Tucker	2-DAVIS, Josh WILDER, Thomas HAYMOND, Tucker	1-JOHNSON, Brando
vs UTEP	11/18/16	75-85	20-HAYMOND, Tucke	8-HAYMOND, Tucker	6-HAYMOND, Tucker	2-DUGAN, Seth	None
vs Boise State	11/20/16	70-91	14-WILDER, Thomas	5-LAMONT, Drake	3-RANDALL, Jarrin	2-WILDER, Thomas	3-DUGAN, Seth
CENTRAL ARKANSAS	11/26/16	80-63	23-LAMONT, Drake	10-JOHNSON, Brand	8-HAYMOND, Tucker	3-JONES, Reggie	1-PRINTY, Jared DAVIS, Josh LAMONT, Drake DUGAN, Seth
UNC WILMINGTON	11/30/16	92-97	24-HAYMOND, Tucke	14-JOHNSON, Brand	4-HAYMOND, Tucker	3-JONES, Reggie	1-DAVIS, Josh
at Cleveland State	12/7/16	62-85	12-WILDER, Thomas	5-JOHNSON, Brando	3-HAYMOND, Tucker	2-RANDALL, Jarrin	1-JOHNSON, Brando
JAMES MADISON	12/10/16	74-67	24-JONES, Reggie	8-JONES, Reggie	5-WILDER, Thomas	2-DUGAN, Seth MOORE, Bryce	2-WILDER, Thomas
at Washington	12/18/16	86-92	28-HAYMOND, Tucke	7-WILDER, Thomas	10-WILDER, Thomas	2-WILDER, Thomas	1-MOORE, Bryce JOHNSON, Brandon

Western Michigan Basketball
WMU Player High/Low Analysis (as of Dec 20, 2016)
All games

WMU - INDIVIDUAL GAME HIGHS

Points	28		HAYMOND, Tucker at Washington (12/18/16)
	24		JONES, Reggie vs James Madison (12/10/16)
	24		HAYMOND, Tucker vs UNC Wilmington (11/30/16)
	23		LAMONT, Drake vs Central Arkansas (11/26/16)
	22		WILDER, Thomas vs James Madison (12/10/16)
	22		WILDER, Thomas vs UNC Wilmington (11/30/16)
Field Goals Made	9		HAYMOND, Tucker at Washington (12/18/16)
	9		HAYMOND, Tucker vs UNC Wilmington (11/30/16)
Field Goal Att.	16		HAYMOND, Tucker vs UTEP (11/18/16)
	15		HAYMOND, Tucker at Washington (12/18/16)
	15		WILDER, Thomas at Oakland (11/14/16)
FG Pct (min 5 made)	.833	(5-6)	LAMONT, Drake vs UTEP (11/18/16)
	.750	(6-8)	DUGAN, Seth vs Villanova (11/17/16)
	.750	(6-8)	JOHNSON, Brandon at Oakland (11/14/16)
	.750	(6-8)	LAMONT, Drake vs Marygrove (11/11/16)
3-Point FG Made	7		HAYMOND, Tucker at Washington (12/18/16)
	3		MOORE, Bryce at Washington (12/18/16)
	3		WILDER, Thomas at Cleveland State (12/7/16)
	3		WILDER, Thomas vs Central Arkansas (11/26/16)
	3		WILDER, Thomas vs UTEP (11/18/16)
	3		MOORE, Bryce vs UTEP (11/18/16)
3-Point FG Att.	10		HAYMOND, Tucker at Washington (12/18/16)
	7		HAYMOND, Tucker vs UTEP (11/18/16)
3-Pt FG Pct (min 2 made)	.750	(3-4)	WILDER, Thomas at Cleveland State (12/7/16)
	.700	(7-10)	HAYMOND, Tucker at Washington (12/18/16)
Free Throws Made	11		JONES, Reggie vs James Madison (12/10/16)
	10		HAYMOND, Tucker vs Marygrove (11/11/16)
Free Throw Att.	13		LAMONT, Drake vs Central Arkansas (11/26/16)
	12		JONES, Reggie vs James Madison (12/10/16)
	12		HAYMOND, Tucker vs Marygrove (11/11/16)
FT Pct (min 3 made)	1.000	(8-8)	WILDER, Thomas vs Villanova (11/17/16)
	1.000	(6-6)	WILDER, Thomas vs Boise State (11/20/16)
	1.000	(4-4)	DUGAN, Seth vs Boise State (11/20/16)
Rebounds	15		DUGAN, Seth at Oakland (11/14/16)
	14		JOHNSON, Brandon vs UNC Wilmington (11/30/16)
	14		JOHNSON, Brandon vs Marygrove (11/11/16)
Assists	10		WILDER, Thomas at Washington (12/18/16)
	8		HAYMOND, Tucker vs Central Arkansas (11/26/16)
Steals	4		WILDER, Thomas vs Marygrove (11/11/16)
	4		HAYMOND, Tucker vs Marygrove (11/11/16)
Blocked Shots	3		DUGAN, Seth vs Boise State (11/20/16)
	2		WILDER, Thomas vs James Madison (12/10/16)
Turnovers	7		HAYMOND, Tucker vs UNC Wilmington (11/30/16)
	4		HAYMOND, Tucker at Cleveland State (12/7/16)
	4		WILDER, Thomas vs Boise State (11/20/16)
	4		DUGAN, Seth vs Villanova (11/17/16)
	4		DUGAN, Seth at Oakland (11/14/16)
Fouls	5		WILDER, Thomas vs UNC Wilmington (11/30/16)
	5		MOORE, Bryce vs UTEP (11/18/16)
	5		HAYMOND, Tucker vs UTEP (11/18/16)
Minutes	38		HAYMOND, Tucker vs UTEP (11/18/16)
	36		WILDER, Thomas at Washington (12/18/16)
	35		WILDER, Thomas vs James Madison (12/10/16)

34	HAYMOND, Tucker vs UNC Wilmington (11/30/16)
34	WILDER, Thomas at Oakland (11/14/16)
34	HAYMOND, Tucker at Oakland (11/14/16)

Western Michigan Basketball
WMU Opponent High/Low Analysis (as of Dec 20, 2016)
All games

OPPONENT INDIVIDUAL GAME HIGHS

Points	27		Fultz, Markelle at Washington (12/18/16)
	25		WORD, Bobby at Cleveland State (12/7/16)
	22		WILLMS, Matt vs UTEP (11/18/16)
	21		WALKER, Martez at Oakland (11/14/16)
	20		FLANNIGAN, Demonte at Cleveland State (12/7/16)
	20		Brooks, Derreck vs Central Arkansas (11/26/16)
	20		HUTCHISON, Chandler vs Boise State (11/20/16)
	20		ARTIS, Dominic vs UTEP (11/18/16)
Field Goals Made	10		Fultz, Markelle at Washington (12/18/16)
	10		HUTCHISON, Chandler vs Boise State (11/20/16)
Field Goal Att.	19		Fultz, Markelle at Washington (12/18/16)
	17		WALKER, Martez at Oakland (11/14/16)
FG Pct (min 5 made)	1.000	(6-6)	AUSTIN, Paris vs Boise State (11/20/16)
	.833	(5-6)	Lowery, Jeff vs Central Arkansas (11/26/16)
3-Point FG Made	5		WORD, Bobby at Cleveland State (12/7/16)
	5		Mosley, Ambrose vs UNC Wilmington (11/30/16)
3-Point FG Att.	9		Mosley, Ambrose vs UNC Wilmington (11/30/16)
	8		WORD, Bobby at Cleveland State (12/7/16)
	8		WALKER, Martez at Oakland (11/14/16)
	8		T.K. Dixson vs Marygrove (11/11/16)
3-Pt FG Pct (min 2 made)	.800	(4-5)	Brooks, Derreck vs Central Arkansas (11/26/16)
	.800	(4-5)	FLAGGERT, Jake vs UTEP (11/18/16)
Free Throws Made	10		ARTIS, Dominic vs UTEP (11/18/16)
	7		Kamba, Mathieu vs Central Arkansas (11/26/16)
	7		Isaac Gillum vs Marygrove (11/11/16)
	7		T.K. Dixson vs Marygrove (11/11/16)
Free Throw Att.	14		ARTIS, Dominic vs UTEP (11/18/16)
	12		Isaac Gillum vs Marygrove (11/11/16)
FT Pct (min 3 made)	1.000	(6-6)	BRUNSON,Jalen vs Villanova (11/17/16)
	1.000	(5-5)	AUSTIN, Paris vs Boise State (11/20/16)
	1.000	(5-5)	HART,Josh vs Villanova (11/17/16)
	1.000	(4-4)	Dickerson, Noah at Washington (12/18/16)
	1.000	(4-4)	FLANNIGAN, Demonte at Cleveland State (12/7/16)
	1.000	(4-4)	Talley, Jordon vs UNC Wilmington (11/30/16)
	1.000	(4-4)	DANIELS, Nick at Oakland (11/14/16)
	1.000	(4-4)	HAYES, Jalen at Oakland (11/14/16)
	1.000	(4-4)	CLARK, Stevie at Oakland (11/14/16)
Rebounds	12		HUTCHISON, Chandler vs Boise State (11/20/16)
	10		Brooks, Derreck vs Central Arkansas (11/26/16)
	10		ARTIS, Dominic vs UTEP (11/18/16)
Assists	10		Fultz, Markelle at Washington (12/18/16)
	9		ARTIS, Dominic vs UTEP (11/18/16)
Steals	5		HAYES, Jalen at Oakland (11/14/16)
	4		JENKINS,Kris vs Villanova (11/17/16)
Blocked Shots	3		Dime, Malik at Washington (12/18/16)
	2		Crisp, David at Washington (12/18/16)
	2		Dalembert, Yohanny vs James Madison (12/10/16)
	2		SLOAN, Derek at Cleveland State (12/7/16)
	2		CLAYBORNE, Evan at Cleveland State (12/7/16)
	2		Brooks, Derreck vs Central Arkansas (11/26/16)
	2		WILLMS, Matt vs UTEP (11/18/16)
	2		HILL-MAIS, Xavier at Oakland (11/14/16)
Turnovers	6		DUNCAN, Nick vs Boise State (11/20/16)

	6	Isaac Gillum vs Marygrove (11/11/16)
Fouls	5	Snowden, Ramone vs James Madison (12/10/16)
	5	Cacok, Devontae vs UNC Wilmington (11/30/16)
	5	Bryan, Marcus vs UNC Wilmington (11/30/16)
	5	Ingram, Denzel vs UNC Wilmington (11/30/16)
	5	Christensson, Albert vs Central Arkansas (11/26/16)
	5	THOMAS, Paul vs UTEP (11/18/16)
	5	Nate Taylor vs Marygrove (11/11/16)
	5	Isaac Gillum vs Marygrove (11/11/16)
	5	Angus Bennett vs Marygrove (11/11/16)

Western Michigan Basketball
WMU Team High/Low Analysis (as of Dec 20, 2016)
All games

WMU - TEAM GAME HIGHS

POINTS	92		UNC WILMINGTON (11/30/16)
	90		MARYGROVE (11/11/16)
	86		at Washington (12/18/16)
	80		CENTRAL ARKANSAS (11/26/16)
	75		vs UTEP (11/18/16)
FIELD GOALS MADE	35		UNC WILMINGTON (11/30/16)
	32		at Washington (12/18/16)
FIELD GOAL ATTEMPTS	80		MARYGROVE (11/11/16)
	68		CENTRAL ARKANSAS (11/26/16)
FIELD GOAL PERCENTAGE	.547	(35-64)	UNC WILMINGTON (11/30/16)
	.500	(32-64)	at Washington (12/18/16)
	.500	(25-50)	vs Villanova (11/17/16)
3 PT FIELD GOALS MADE	12		at Washington (12/18/16)
	9		at Cleveland State (12/7/16)
	9		vs UTEP (11/18/16)
3 PT FG ATTEMPTS	28		MARYGROVE (11/11/16)
	23		vs UTEP (11/18/16)
3 PT FG PERCENTAGE	.545	(12-22)	at Washington (12/18/16)
	.474	(9-19)	at Cleveland State (12/7/16)
FREE THROWS MADE	24		MARYGROVE (11/11/16)
	21		vs Boise State (11/20/16)
FREE THROW ATTEMPTS	42		MARYGROVE (11/11/16)
	28		CENTRAL ARKANSAS (11/26/16)
FREE THROW PERCENTAGE	.857	(12-14)	vs Villanova (11/17/16)
	.808	(21-26)	vs Boise State (11/20/16)
REBOUNDS	62		MARYGROVE (11/11/16)
	43		CENTRAL ARKANSAS (11/26/16)
ASSISTS	20		at Washington (12/18/16)
	16		vs UTEP (11/18/16)
STEALS	13		MARYGROVE (11/11/16)
	8		JAMES MADISON (12/10/16)
BLOCKED SHOTS	4		CENTRAL ARKANSAS (11/26/16)
	4		vs Boise State (11/20/16)
TURNOVERS	18		UNC WILMINGTON (11/30/16)
	18		vs Villanova (11/17/16)
FOULS	24		vs UTEP (11/18/16)
	24		MARYGROVE (11/11/16)

Western Michigan Basketball
WMU High/Low Analysis (as of Dec 20, 2016)
All games

Opponent - GAME HIGHS

POINTS	97		UNC WILMINGTON (11/30/16)
	92		at Washington (12/18/16)
	91		vs Boise State (11/20/16)
	85		at Cleveland State (12/7/16)
	85		vs UTEP (11/18/16)
FIELD GOALS MADE	35		at Washington (12/18/16)
	35		vs Boise State (11/20/16)
FIELD GOAL ATTEMPTS	65		at Oakland (11/14/16)
	63		UNC WILMINGTON (11/30/16)
FIELD GOAL PERCENTAGE	.593	(35-59)	vs Boise State (11/20/16)
	.587	(27-46)	vs UTEP (11/18/16)
3 PT FIELD GOALS MADE	12		UNC WILMINGTON (11/30/16)
	10		MARYGROVE (11/11/16)
3 PT FG ATTEMPTS	29		UNC WILMINGTON (11/30/16)
	28		MARYGROVE (11/11/16)
3 PT FG PERCENTAGE	.533	(8-15)	at Washington (12/18/16)
	.529	(9-17)	JAMES MADISON (12/10/16)
FREE THROWS MADE	23		vs UTEP (11/18/16)
	21		UNC WILMINGTON (11/30/16)
FREE THROW ATTEMPTS	30		vs UTEP (11/18/16)
	28		UNC WILMINGTON (11/30/16)
FREE THROW PERCENTAGE	.857	(6-7)	JAMES MADISON (12/10/16)
	.818	(9-11)	at Cleveland State (12/7/16)
REBOUNDS	44		CENTRAL ARKANSAS (11/26/16)
	41		vs Boise State (11/20/16)
ASSISTS	19		vs Boise State (11/20/16)
	18		at Washington (12/18/16)
STEALS	12		vs Villanova (11/17/16)
	10		JAMES MADISON (12/10/16)
	10		at Cleveland State (12/7/16)
	10		at Oakland (11/14/16)
BLOCKED SHOTS	8		at Washington (12/18/16)
	6		at Cleveland State (12/7/16)
	6		vs UTEP (11/18/16)
TURNOVERS	24		MARYGROVE (11/11/16)
	20		CENTRAL ARKANSAS (11/26/16)
FOULS	32		MARYGROVE (11/11/16)
	28		UNC WILMINGTON (11/30/16)

Western Michigan Basketball
WMU High/Low Analysis (as of Dec 20, 2016)
All games

WMU - GAME LOWS

POINTS	60		at Oakland (11/14/16)
	62		at Cleveland State (12/7/16)
	65		vs Villanova (11/17/16)
	70		vs Boise State (11/20/16)
	74		JAMES MADISON (12/10/16)
FIELD GOALS MADE	22		at Oakland (11/14/16)
	22		vs Boise State (11/20/16)
	22		at Cleveland State (12/7/16)
FIELD GOAL ATTEMPTS	50		vs Villanova (11/17/16)
	52		at Cleveland State (12/7/16)
FIELD GOAL PERCENTAGE	.355	(22-62)	at Oakland (11/14/16)
	.373	(22-59)	vs Boise State (11/20/16)
3 PT FIELD GOALS MADE	3		at Oakland (11/14/16)
	3		vs Villanova (11/17/16)
3 PT FG ATTEMPTS	11		CENTRAL ARKANSAS (11/26/16)
	13		vs Boise State (11/20/16)
3 PT FG PERCENTAGE	.143	(4-28)	MARYGROVE (11/11/16)
	.188	(3-16)	vs Villanova (11/17/16)
FREE THROWS MADE	9		at Cleveland State (12/7/16)
	10		at Washington (12/18/16)
FREE THROW ATTEMPTS	12		at Cleveland State (12/7/16)
	14		vs Villanova (11/17/16)
	14		at Washington (12/18/16)
FREE THROW PERCENTAGE	.571	(16-28)	CENTRAL ARKANSAS (11/26/16)
	.571	(24-42)	MARYGROVE (11/11/16)
REBOUNDS	25		at Cleveland State (12/7/16)
	26		vs Boise State (11/20/16)
	26		at Washington (12/18/16)
ASSISTS	5		at Oakland (11/14/16)
	9		vs Boise State (11/20/16)
STEALS	3		at Oakland (11/14/16)
	4		UNC WILMINGTON (11/30/16)
	4		at Cleveland State (12/7/16)
BLOCKED SHOTS	0		vs UTEP (11/18/16)
	1		at Oakland (11/14/16)
	1		vs Villanova (11/17/16)
	1		UNC WILMINGTON (11/30/16)
	1		at Cleveland State (12/7/16)
TURNOVERS	8		CENTRAL ARKANSAS (11/26/16)
	9		vs UTEP (11/18/16)
FOULS	13		JAMES MADISON (12/10/16)
	15		at Cleveland State (12/7/16)

Western Michigan Basketball
WMU High / Low Analysis (as of Dec 20, 2016)
All games

Opponent - GAME LOWS

POINTS	63		CENTRAL ARKANSAS (11/26/16)
	67		JAMES MADISON (12/10/16)
	74		MARYGROVE (11/11/16)
	76		vs Villanova (11/17/16)
	77		at Oakland (11/14/16)
FIELD GOALS MADE	23		MARYGROVE (11/11/16)
	23		CENTRAL ARKANSAS (11/26/16)
FIELD GOAL ATTEMPTS	46		vs UTEP (11/18/16)
	47		vs Villanova (11/17/16)
FIELD GOAL PERCENTAGE	.371	(23-62)	CENTRAL ARKANSAS (11/26/16)
	.390	(23-59)	MARYGROVE (11/11/16)
3 PT FIELD GOALS MADE	6		vs Boise State (11/20/16)
	6		CENTRAL ARKANSAS (11/26/16)
3 PT FG ATTEMPTS	14		CENTRAL ARKANSAS (11/26/16)
	15		vs Boise State (11/20/16)
	15		at Washington (12/18/16)
3 PT FG PERCENTAGE	.348	(8-23)	at Oakland (11/14/16)
	.357	(10-28)	MARYGROVE (11/11/16)
FREE THROWS MADE	6		JAMES MADISON (12/10/16)
	9		at Cleveland State (12/7/16)
FREE THROW ATTEMPTS	7		JAMES MADISON (12/10/16)
	11		at Cleveland State (12/7/16)
FREE THROW PERCENTAGE	.609	(14-23)	at Washington (12/18/16)
	.647	(11-17)	CENTRAL ARKANSAS (11/26/16)
REBOUNDS	22		vs Villanova (11/17/16)
	28		JAMES MADISON (12/10/16)
ASSISTS	11		MARYGROVE (11/11/16)
	12		vs Villanova (11/17/16)
STEALS	2		vs UTEP (11/18/16)
	4		at Washington (12/18/16)
BLOCKED SHOTS	0		MARYGROVE (11/11/16)
	0		UNC WILMINGTON (11/30/16)
TURNOVERS	9		at Cleveland State (12/7/16)
	9		at Washington (12/18/16)
FOULS	13		at Washington (12/18/16)
	14		at Cleveland State (12/7/16)

Western Michigan Basketball
WMU Team Game-by-Game Comparison (as of Dec 20, 2016)
All games

Opponent	1st	2nd	Score	Mar	Total FG	FG Pct	3-Pointers	3FG Pct	Free Throws	FT Pct	Rebounds		Assist	T/Over	Block	Steal	Fouls
MARYGROVE	41/31	49/43	90-74	+16	31-80/23-59	.388/.390	4-28/10-28	.143/.357	24-42/18-27	.571/.667	62/40	+22	11/11	15/24	2/0	13/7	24/32
Oakland	26/30	34/47	60-77	(17)	22-62/28-65	.355/.431	3-15/8-23	.200/.348	13-18/13-16	.722/.813	40/34	+6	5/14	16/11	1/2	3/10	16/20
Villanova	33/44	32/32	65-76	(11)	25-50/24-47	.500/.511	3-16/9-23	.188/.391	12-14/19-24	.857/.792	30/22	+8	14/12	18/12	1/3	6/12	22/17
UTEP	32/37	43/48	75-85	(10)	26-62/27-46	.419/.587	9-23/8-19	.391/.421	14-20/23-30	.700/.767	29/37	(8)	16/16	9/17	0/6	6/2	24/22
Boise State	35/39	35/52	70-91	(21)	22-59/35-59	.373/.593	5-13/6-15	.385/.400	21-26/15-21	.808/.714	26/41	(15)	9/19	14/18	4/4	6/6	20/21
CENTRAL ARKANSAS	35/23	45/40	80-63	+17	30-68/23-62	.441/.371	4-11/6-14	.364/.429	16-28/11-17	.571/.647	43/44	(1)	13/16	8/20	4/3	6/6	16/26
UNC WILMINGTON	32/51	60/46	92-97	(5)	35-64/32-63	.547/.508	4-14/12-29	.286/.414	18-27/21-28	.667/.750	39/33	+6	15/16	18/12	1/0	4/7	22/28
Cleveland State	31/37	31/48	62-85	(23)	22-52/34-58	.423/.586	9-19/8-21	.474/.381	9-12/9-11	.750/.818	25/32	(7)	12/14	16/9	1/6	4/10	15/14
JAMES MADISON	35/33	39/34	74-67	+7	25-61/26-50	.410/.520	4-16/9-17	.250/.529	20-26/6-7	.769/.857	37/28	+9	13/17	13/18	3/3	8/10	13/23
Washington	48/49	38/43	86-92	(6)	32-64/35-61	.500/.574	12-22/8-15	.545/.533	10-14/14-23	.714/.609	26/35	(9)	20/18	10/9	2/8	5/4	21/13

Note: Game totals are displayed in the format TEAM/OPPONENT for each category

Western Michigan Basketball
WMU Combined Team Statistics (as of Dec 18, 2016)
All games

RECORD:	OVERALL	HOME	AWAY	NEUTRAL
ALL GAMES	3-7	3-1	0-3	0-3
CONFERENCE	0-0	0-0	0-0	0-0
NON-CONFERENCE	3-7	3-1	0-3	0-3

					Total		3-Point		F-Throw		Rebounds											
##	Player	gp-gs	min	avg	fg-fga	fg%	3fg-fga	3fg%	ft-fta	ft%	off	def	tot	avg	pf	dq	a	to	blk	stl	pts	avg
10	WILDER, Thomas	10-10	301	30.1	52-112	.464	17-36	.472	40-50	.800	4	31	35	3.5	28	1	29	21	2	14	161	16.1
01	HAYMOND, Tucker	10-9	288	28.8	39-100	.390	10-28	.357	43-56	.768	11	28	39	3.9	22	1	39	27	0	8	131	13.1
35	JOHNSON, Brandon	10-10	250	25.0	40-80	.500	0-5	.000	15-24	.625	29	38	67	6.7	24	0	6	8	3	5	95	9.5
42	LAMONT, Drake	10-5	191	19.1	39-65	.600	0-0	.000	16-28	.571	22	24	46	4.6	13	0	3	8	2	2	94	9.4
23	JONES, Reggie	10-3	159	15.9	24-52	.462	3-11	.273	18-22	.818	4	22	26	2.6	16	0	16	16	3	10	69	6.9
00	MOORE, Bryce	10-6	219	21.9	19-51	.373	14-37	.378	5-12	.417	2	10	12	1.2	25	1	13	10	1	7	57	5.7
50	DUGAN, Seth	10-5	171	17.1	20-41	.488	0-0	.000	8-11	.727	21	27	48	4.8	23	0	5	20	4	5	48	4.8
03	DAVIS, Josh	10-2	139	13.9	11-41	.268	3-21	.143	9-17	.529	2	14	16	1.6	12	0	5	8	3	4	34	3.4
12	RANDALL, Jarrin	10-0	117	11.7	10-40	.250	5-25	.200	0-0	.000	0	2	2	0.2	10	0	10	9	0	2	25	2.5
04	PRINTY, Jared	5-0	36	7.2	3-9	.333	3-8	.375	2-3	.667	2	3	5	1.0	0	0	0	1	1	1	11	2.2
54	OMILI, Maxwell	3-0	6	2.0	1-1	1.000	0-0	.000	0-0	.000	0	1	1	0.3	0	0	0	1	0	0	2	0.7
24	IKONGSHUL, Adida	7-0	65	9.3	1-7	.143	0-0	.000	0-3	.000	7	12	19	2.7	11	0	0	2	0	1	2	0.3
	Team										19	15	34		2			4				
	Total.....	10	2001		270-622	.434	57-177	.322	157-227	.692	127	230	357	35.7	193	3	128	137	19	61	754	75.4
	Opponents.....	10	2000		287-570	.504	84-204	.412	149-204	.730	81	265	346	34.6	216	-	153	150	35	74	807	80.7

TEAM STATISTICS	WMU	OPP
SCORING	754	807
Points per game	75.4	80.7
Scoring margin	-5.3	-
FIELD GOALS-ATT	270-622	287-570
Field goal pct	.434	.504
3 POINT FG-ATT	57-177	84-204
3-point FG pct	.322	.412
3-pt FG made per game	5.7	8.4
FREE THROWS-ATT	157-227	149-204
Free throw pct	.692	.730
F-Throws made per game	15.7	14.9
REBOUNDS	357	346
Rebounds per game	35.7	34.6
Rebounding margin	+1.1	-
ASSISTS	128	153
Assists per game	12.8	15.3
TURNOVERS	137	150
Turnovers per game	13.7	15.0
Turnover margin	+1.3	-
Assist/turnover ratio	0.9	1.0
STEALS	61	74
Steals per game	6.1	7.4
BLOCKS	19	35
Blocks per game	1.9	3.5
ATTENDANCE	7693	19015
Home games-Avg/Game	4-1923	3-3592
Neutral site-Avg/Game	-	3-2746

Score by Periods	1st	2nd	Totals
WMU	348	406	754
Opponents	374	433	807

Date	Opponent		Score	Att.
11/11/16	MARYGROVE	W	90-74	2058
11/14/16	at Oakland	L	60-77	2335
11/17/16	vs Villanova	L	65-76	2925
11/18/16	vs UTEP	L	75-85	4020
11/20/16	vs Boise State	L	70-91	1293
11/26/16	CENTRAL ARKANSAS	W	80-63	1844
11/30/16	UNC WILMINGTON	L	92-97	1823
12/7/16	at Cleveland State	L	62-85	1313
12/10/16	JAMES MADISON	W	74-67	1968
12/18/16	at Washington	L	86-92	7129

* - Conference game

Official Basketball Box Score -- Game Totals -- Final Statistics
WMU vs Washington
12/18/16 5:00 p.m. at Seattle, Wash. - Alaska Airlines Arena

WMU 86 • 3-7

##	Player		Total FG-FGA	3-Ptr FG-FGA	FT-FTA	Rebounds Off	Def	Tot	PF	TP	A	TO	Blk	Stl	Min
01	HAYMOND, Tucker	f	9-15	7-10	3-4	0	3	3	2	28	1	2	0	0	33
35	JOHNSON, Brandon	f	5-9	0-0	3-4	0	2	2	3	13	2	0	1	1	28
42	LAMONT, Drake	c	4-5	0-0	0-0	2	2	4	1	8	1	1	0	1	22
10	WILDER, Thomas	g	5-14	2-4	2-4	1	6	7	4	14	10	3	0	2	36
23	JONES, Reggie	g	1-4	0-1	0-0	0	0	0	2	2	1	3	0	1	12
00	MOORE, Bryce		4-7	3-6	0-0	0	0	0	3	11	2	1	1	0	33
03	DAVIS, Josh		0-3	0-1	0-0	1	3	4	1	0	2	0	0	0	14
12	RANDALL, Jarrin		0-1	0-0	0-0	0	0	0	1	0	0	0	0	0	4
50	DUGAN, Seth		4-6	0-0	2-2	3	2	5	4	10	1	0	0	0	18
	Team					0	1	1							
	Totals		32-64	12-22	10-14	7	19	26	21	86	20	10	2	5	200

FG %	1st Half:	16-33	48.5%	2nd half:	16-31	51.6%	Game:	32-64 50.0%
3FG %	1st Half:	7-13	53.8%	2nd half:	5-9	55.6%	Game:	12-22 54.5%
FT %	1st Half:	9-10	90.0%	2nd half:	1-4	25.0%	Game:	10-14 71.4%

Deadball Rebounds
2,1

Washington 92 • 5-5

##	Player		Total FG-FGA	3-Ptr FG-FGA	FT-FTA	Rebounds Off	Def	Tot	PF	TP	A	TO	Blk	Stl	Min
04	Thybulle, Matisse	f	2-6	1-3	0-0	1	2	3	2	5	4	2	0	3	31
15	Dickerson, Noah	f	4-7	0-0	4-4	2	6	8	4	12	1	0	0	0	21
33	Timmins, Sam	f	3-3	0-0	0-0	0	0	0	0	6	1	1	0	0	17
01	Crisp, David	g	6-10	3-6	0-2	1	2	3	2	15	1	0	2	0	36
20	Fultz, Markelle	g	10-19	1-1	6-11	2	6	8	1	27	10	3	1	0	37
10	Dime, Malik		3-7	0-0	1-2	2	3	5	1	7	1	0	3	1	21
22	Green, Dominic		5-7	3-5	3-4	0	2	2	1	16	0	1	1	0	23
23	Johnson, Carlos		2-2	0-0	0-0	1	2	3	2	4	0	2	1	0	14
	Team					1	2	3							
	Totals		35-61	8-15	14-23	10	25	35	13	92	18	9	8	4	200

FG %	1st Half:	19-34	55.9%	2nd half:	16-27	59.3%	Game:	35-61 57.4%
3FG %	1st Half:	5-10	50.0%	2nd half:	3-5	60.0%	Game:	8-15 53.3%
FT %	1st Half:	6-10	60.0%	2nd half:	8-13	61.5%	Game:	14-23 60.9%

Deadball Rebounds
5,2

Officials: David Hall, Steve Olson, Kipp Kissinger
Technical fouls: WMU-None. Washington-Dime, Malik.
Attendance: 7129

Score by periods	1st	2nd	Total
WMU	48	38	**86**
Washington	49	43	**92**

Points	In Paint	Off T/O	2nd Chance	Fast Break	Bench
WMU	30	10	6	14	21
UW	44	12	10	19	27

Last FG - WMU 2nd-01:07, UW 2nd-00:20.
Largest lead - WMU by 5 2nd-11:17, UW by 11 1st-06:35.
WMU led for 13:49. UW led for 23:58. Game was tied for 02:13.

Score tied - 3 times.
Lead changed - 15 times.