



# KENTUCKY®

## 2016-17 MEN'S BASKETBALL



### Kentucky Wildcats

**7-0** Overall  
**0-0** SEC  
**1/1** AP/USA

**Head Coach:** John Calipari  
**Overall Record:** 627-185 (25th season)  
**Record at UK:** 224-47 (8th season)

**Points:** Malik Monk (19.3 ppg)  
**Rebounds:** Bam Adebayo (7.6 rpg)  
**Assists:** De'Aaron Fox (7.6 apg)  
**Blocks:** Two tied (1.6 bpg)  
**Steals:** De'Aaron Fox (2.0 spg)

**Saturday, Dec. 3 - 12:30 p.m.**  
Rupp Arena (23,000) | Lexington, Ky.

### Stat Breakdown

95.6	Points Per Game	97.0
65.0	Opp. Points Per Game	72.9
49.6	Field-Goal Pct.	55.3
37.6	Opp. Field-Goal Pct.	39.5
44.3	Rebounds Per Game	41.5
32.3	3-point FG Pct.	45.6
24.6	Opp. 3-point FG Pct.	36.0
71.1	Free-Throw Pct.	74.8
21.3	Assists Per Game	24.8
7.9	Steals Per Game	6.0
7.6	Blocks Per Game	6.6

### Series Breakdown

Overall (UK leads)	7-5
In Lexington (UK leads)	2-0
Calipari vs. UCLA	3-2
Alford vs. UK	2-2
Current UK streak	Lost 1



### UCLA Bruins

**8-0** Overall  
**0-0** Pac-12  
**11/9** AP/USA

**Head Coach:** Steve Alford  
**Overall Record:** 536-275 (26th season)  
**Record at UCLA:** 73-40 (fourth season)

**Points:** Isaac Hamilton (18.0 ppg)  
**Rebounds:** Thomas Welsh (9.8 rpg)  
**Assists:** Lonzo Ball (9.6 apg)  
**Blocks:** Thomas Welsh (2.5 bpg)  
**Steals:** Lonzo Ball (1.5 spg)

### Schedule

OVERALL: 7-0 | SEC: 0-0

Home: 5-0 | Away: 0-0 | Neutral: 2-0

**Date** **UK Rk.** **O.Rk.** **Opponent** **TV** **Time/Result**

#### Exhibition Games

O. 30 -/4 -/- CLARION SEC W, 108-51  
N. 6 2/4 -/- ASBURY SEC W, 156-63

N. 11 2/4 -/- STEPHEN F. AUSTIN SEC W, 87-64  
N. 13 2/4 -/- <sup>1</sup>CANISIUS ESPN2 W, 93-69  
N. 15 2/2 13/13 <sup>2</sup>vs. Michigan St. ESPN W, 69-48  
N. 20 2/2 -/- <sup>1</sup>DUQUESNE ESPN W, 93-59  
N. 23 1/1 -/- <sup>1</sup>CLEVELAND ST. SEC W, 101-70  
N. 25 1/1 -/- <sup>1</sup>UT MARTIN SEC W, 111-76  
N. 28 1/1 -/- <sup>3</sup>Arizona State ESPN2 W, 115-69

D. 3 1/1 11/9 UCLA CBS 12:30 p.m.

D. 7 -/- -/- VALPARAISO SEC 8 p.m.  
D. 11 -/- -/- <sup>4</sup>vs. Hofstra ESPN 3 p.m.  
D. 17 -/- -/- <sup>5</sup>vs. North Carolina CBS 5:45 p.m.  
D. 21 -/- -/- at Louisville ESPN 7 p.m.  
D. 29 -/- -/- \*at Ole Miss ESPN2 8 p.m.  
J. 3 -/- -/- \*TEXAS A&M ESPN 9 p.m.  
J. 7 -/- -/- \*ARKANSAS SEC 8:30 p.m.  
J. 10 -/- -/- \*at Vanderbilt ESPN 7 p.m.  
J. 14 -/- -/- \*AUBURN ESPN/2 4 p.m.  
J. 17 -/- -/- \*at Miss. State ESPN 7 p.m.  
J. 21 -/- -/- \*S. CAROLINA ESPN/2 4-8 p.m.  
J. 24 -/- -/- \*at Tennessee ESPN 9 p.m.  
J. 28 -/- -/- <sup>6</sup>KANSAS ESPN 6 p.m.  
J. 31 -/- -/- \*GEORGIA ESPN 9 p.m.  
F. 4 -/- -/- \*at Florida ESPN/2 2-8 p.m.  
F. 7 -/- -/- \*LSU ESPN 7 p.m.  
F. 11 -/- -/- \*at Alabama CBS 1 p.m.  
F. 14 -/- -/- \*TENNESSEEE ESPN 7 p.m.  
F. 18 -/- -/- \*at Georgia ESPN/2 4-8 p.m.  
F. 21 -/- -/- \*at Missouri SEC 9 p.m.  
F. 25 -/- -/- \*FLORIDA CBS 2 p.m.  
F. 28 -/- -/- \*VANDERBILT ESPN 9 p.m.  
M. 4 -/- -/- \*at Texas A&M CBS Noon

#### SEC Tournament (Nashville, Tenn. | Bridgestone Arena)

M. 8-12 TBD SEC/ESPN TBD

All times Eastern \*SEC conference game HOME GAMES IN CAPS  
<sup>1</sup>Bluegrass Showcase (Rupp Arena); <sup>2</sup>Champions Classic (Madison Square Garden, New York);  
<sup>3</sup>Atlantis Showcase (Imperial Arena, Paradise Island, Bahamas); <sup>4</sup>Barclays Center (Brooklyn, N.Y.); <sup>5</sup>CBS Sports Classic (T-Mobile Arena, Las Vegas); <sup>6</sup>SEC/Big 12 Challenge (Rupp Arena)

### Kentucky's Projected Starters (based on last outing)

	<b>3</b> Bam Adebayo Fr.   Forward
MPG	23.7
PPG	11.1
RPG	7.6
APG	1.1
BPG	1.6

	<b>13</b> Isaiah Briscoe So.   Guard
MPG	28.0
PPG	18.4
RPG	3.4
APG	3.4
SPG	1.8

	<b>0</b> De'Aaron Fox Fr.   Guard
MPG	30.7
PPG	15.3
RPG	5.7
APG	7.6
SPG	2.0

	<b>32</b> Wenyen Gabriel Fr.   Forward
MPG	22.1
PPG	8.6
RPG	5.7
APG	1.9
SPG	0.7

	<b>5</b> Malik Monk Fr.   Guard
MPG	27.6
PPG	19.3
RPG	2.9
APG	2.7
SPG	0.9

### UK Reserves

No.	Name	Position	Class	PPG	RPG	APG	MPG	SPG	BPG
20	Brad Calipari	Guard	Freshman	0.7	0.3	0.1	3.9	0.0	0.1
10	Jonny David	Guard	Sophomore	0.0	0.0	0.0	1.8	0.0	0.0
25	Dominique Hawkins	Guard	Senior	3.0	2.0	3.1	17.1	0.7	0.0
15	Isaac Humphries	Forward	Sophomore	5.1	5.0	0.4	11.4	0.7	1.1
1	Sacha Killeya-Jones	Forward	Freshman	4.3	3.1	0.1	9.6	0.0	0.9
11	Mychal Mulder	Guard	Senior	7.9	1.6	0.3	11.4	0.4	0.4
30	Dillon Pulliam	Guard	RS-Sophomore	0.0	0.3	0.3	1.5	0.0	0.0
35	Derek Willis	Forward	Senior	6.0	3.4	1.1	17.4	0.7	1.6
14	Tai Wynyard	Forward	RS-Freshman	1.1	1.3	0.1	2.9	0.0	0.1

### Storylines

- Kentucky returned to the top of the polls Nov. 21. UK has earned a No. 1 ranking at least once in six of John Calipari's eight seasons at the helm. The Wildcats are 69-6 (.920) all-time under Calipari as the nation's top-ranked team. Calipari has coached the nation's No. 1 team in 121 games, the fourth most in NCAA history, trailing only John Wooden (228), Mike Krzyzewski (233) and Adolph Rupp (131). He has the second-best winning percentage (.909) among those coaches
- De'Aaron Fox etched his name into the UK record books with just the second triple-double in school history on Monday. With 14 points, 11 rebounds and 10 assists, he joined Chris Mills (1988) as the only Wildcats to turn the trick
- With a win over Cleveland State last week, Calipari passed Joe B. Hall for the most wins in Rupp Arena as UK's head coach with 123
- Kentucky has won each of its first seven games by at least 21 points. The only other team to do that in school history was the 1947-48 squad
- Fox and Malik Monk have scored in double figures in all seven games. Isaiah Briscoe has reached double figures in his five games played
- Monk's 21 3-point field goals through seven games are ahead of Jodie Meeks' single-season record-setting pace through the first seven games of the 2008-09 season
- UK has scored 100-plus points in three straight games for the first time since December 1977
- Saturday's UK-UCLA meeting will be the first in Rupp Arena and the first in Lexington since 1961
- UK is 45-17 vs. AP top-25 opponents in the Calipari era

### Watch | Listen | Stats

TV - CBS  
PXP - Brad Nessler  
Analyst - Bill Raferty

Radio - UK Radio Network  
PXP - Tom Leach  
Analyst - Mike Pratt  
Sirius - 83 | XM - 190

Live stats - UKathletics.com  
Social media - @KentuckyMBB

Hashtag: #UCLAVSUK

### Numbers to Know

**2,212** - National all-time wins leader  
**69-6** - UK's record as the AP top-ranked team under Cal  
**30.6** - The Wildcats' average margin of victory in seven wins  
**2** - Coach Cal is one of just two coaches (Frank McGuire) to lead three different programs to a No. 1 ranking in NCAA history





**0 Guard**  
**De'Aaron Fox**  
 6-3 | 187 | Freshman  
 Houston  
 Cypress Lakes



**1 Forward**  
**Sacha Killeya-Jones**  
 6-10 | 230 | Freshman  
 Chapel Hill, N.C.  
 Virginia Episcopal




**3 Forward**  
**Bam Adebayo**  
 6-10 | 260 | Freshman  
 Little Washington, N.C.  
 High Point Christian Acad.



**5 Guard**  
**Malik Monk**  
 6-3 | 200 | Freshman  
 Lepanto, Ark.  
 Bentonville



**10 Guard**  
**Jonny David**  
 6-2 | 183 | Sophomore  
 Pittsburgh  
 Mt. Lebanon



**11 Guard**  
**Mychal Mulder**  
 6-4 | 185 | Senior  
 Windsor, Ontario  
 Vincennes University



**13 Guard**  
**Isaiah Briscoe**  
 6-3 | 210 | Sophomore  
 Newark, N.J.  
 Roselle Catholic



**14 Forward**  
**Tai Wynyard**  
 6-10 | 254 | R-Freshman  
 Auckland, New Zealand  
 Rangitoto College



**15 Forward**  
**Isaac Humphries**  
 7-0 | 255 | Sophomore  
 Sydney, Australia  
 La Lumiere School



**20 Guard**  
**Brad Calipari**  
 6-0 | 178 | Freshman  
 Franklin Lakes, N.J.  
 MacDuffie School



**25 Guard**  
**Dominique Hawkins**  
 6-0 | 191 | Senior  
 Richmond, Ky.  
 Madison Central



**30 Guard**  
**Dillon Pulliam**  
 6-3 | 195 | R-Sophomore  
 Cynthiana, Ky.  
 Transylvania Univ.



**32 Forward**  
**Wenyen Gabriel**  
 6-9 | 213 | Freshman  
 Manchester, N.H.  
 Wilbraham & Monson Acad.



**35 Forward**  
**Derek Willis**  
 6-9 | 228 | Senior  
 Mt. Washington, Ky.  
 Bullitt East



**Head Coach**  
**John Calipari**



**Associate Coach**  
**Kenny Payne**



**Assistant Coach**  
**Tony Barbee**



**Assistant Coach**  
**Joel Justus**



**Special Assistant**  
**John Robic**

## 2016-17 Kentucky Men's Basketball Roster

No.	Name	Position	Height	Weight	Class	Hometown	Previous School	Major	Twitter	Instagram
0	De'Aaron Fox	Guard	6-3	187	FR	Houston	Cypress Lakes	Undergrad Studies	@Swipathefox	@swipathefox
1	Sacha Killeya-Jones	Forward	6-10	230	FR	Chapel Hill, N.C.	Virginia Episcopal	Communication	@The_SKJ	@the_skj
3	Bam Adebayo	Forward	6-10	260	FR	Little Washington, N.C.	High Point Christian	Undergrad Studies	@IAMBam13_	@bam1of1
5	Malik Monk	Guard	6-3	200	FR	Lepanto, Ark.	Bentonville	Undergrad Studies	@AhmadMonk	@ahmad_monk
10	Jonny David	Guard	6-2	183	SO	Pittsburgh	Mt. Lebanon	Kinesiology	@jddavid010	@jddavid010
11	Mychal Mulder	Guard	6-4	185	SR	Windsor, Ontario	Vincennes Univ.	Communication	@MychalMulder	@mikemulder11
13	Isaiah Briscoe	Guard	6-3	210	SO	Newark, N.J.	Roselle Catholic	Undergrad Studies	@ZayBriscoe	@zaaay_
14	Tai Wynyard	Forward	6-10	254	R-FR	Auckland, New Zealand	Rangitoto College	Undergrad Studies	@WynyardTai	@taiwynyard
15	Isaac Humphries	Forward	7-0	255	SO	Sydney, Australia	La Lumiere School	Communication	@IsaacHumphries7	@isaachumphries7
20	Brad Calipari	Guard	6-0	178	FR	Franklin Lakes, N.J.	MacDuffie School	Marketing	@bradcalipari	@bradcalipari
25	Dominique Hawkins	Guard	6-0	191	SR	Richmond, Ky.	Madison Central	Communication	@DHawk_25	@dhawk_25
30	Dillon Pulliam	Guard	6-3	195	R-SO	Cynthiana, Ky.	Transylvania Univ.	Computer Engineering	@DPull32	@dpull32
32	Wenyen Gabriel	Forward	6-9	213	FR	Manchester, N.H.	Wilbraham & Monson	Undergrad Studies	@WenyenGabriel	@wenyengabriel
35	Derek Willis	Forward	6-9	228	SR	Mt. Washington, Ky.	Bullitt East	Communication	@derek_willis33	@dxw_33

**Head Coach:** John Calipari (Clarion, 1982)

**Associate Head Coach:** Kenny Payne (Louisville, 2003)

**Assistant Coaches:** Tony Barbee (UMass, 1993)

Joel Justus (UNC Wilmington, 2004)

**Special Asst. to the Head Coach:** John Robic (Denison, 1986)

**Associate AD/Basketball Operations:** Chris Woolard (UCLA, 1997)


**Strength Coach:** Robert Harris (Kentucky State, 2009)

**Athletic Trainer:** Chris Simmons (Memphis, 2002)

## Pronunciation Guide

Bam ADEBAYO	(ah-duh-BUY-o)
Brad/John CALIPARI	(cal-a-PEAR-ee)
DOMINIQUE Hawkins	(dom-UH-neek)
WENYEN Gabriel	(when-yen)
SACHA KILLEA-Jones	(sah-SHA) (kuh-LEE-uh)
MALIK Monk	(muh-LEAK)
MYCHAL Mulder	like michael
Dillon PULLIAM	(pull-E-um)
TAI WYNARD	(tie) (win-YARD)


## UK MBB Media Relations



**Eric Lindsey**  
 Coach Cal interviews  
 Primary contact



**Deb Moore**  
 Player interviews  
 Secondary contact



**Jake Most**



**Stephanie Guy**

859-257-3838

## University Quick Facts

**President:** Dr. Eli Capilouto

**Faculty Rep:** Joseph L. Fink III

**Athletics Director:** Mitch Barnhart

**Deputy AD:** DeWayne Peevy

**Enrollment:** 30,000

**Founded:** 1865

**Home Arena:** Rupp Arena

**Capacity:** 23,000

**Rupp Arena Record:** 551-64 (.896)

**All-time Record:** 2,212-682-1 (.764)

**Website:** UKathletics.com





## The Polls

## Associated Press Top 25

Nov. 28

1. Kentucky (40)
2. Villanova (20)
3. North Carolina (4)
4. Kansas
5. Duke
6. Virginia
7. Xavier
8. Gonzaga
9. Baylor (1)
10. Creighton
11. UCLA
12. Saint Mary's
13. Indiana
14. Louisville
15. Purdue
16. Arizona
17. Wisconsin
18. Butler
19. Iowa State
20. South Carolina
21. Rhode Island
22. Syracuse
23. Oregon
24. Florida
25. West Virginia

## USA Today Coaches Poll

Nov. 28

1. Kentucky (23)
2. Villanova (5)
3. North Carolina (2)
4. Duke (2)
5. Kansas
6. Virginia
7. Xavier
8. Gonzaga
9. UCLA
10. Indiana
11. Baylor
12. Creighton
13. Saint Mary's
14. Louisville
15. Arizona
16. Purdue
17. Wisconsin
18. Butler
19. West Virginia
20. Oregon
21. Iowa State
22. Maryland
23. South Carolina
24. Syracuse
25. Rhode Island

**Receiving Votes:** Maryland, Notre Dame, Cincinnati, Michigan State, Ohio State, Michigan, Temple, Southern Cal, Houston, Florida State, VCU, California, Tennessee State, Virginia Tech, Arkansas State, San Diego State, Colorado, Minnesota, Rutgers

**Receiving Votes:** Florida, Notre Dame, Michigan, Michigan State, Cincinnati, Colorado, California, Texas A&M, Texas, Oklahoma State, Ohio State, Florida State, Miami, Oklahoma, Wichita State, Arkansas, Fort Wayne, VCU, Temple, Virginia Tech, Southern Cal

## Kentucky Week by Week

Contest	Time	TV Network
Preseason	2/4	-/-
Nov. 14	2/2	-/-
Nov. 21	1/1	-/-
Nov. 28	1/1	-/-
Dec. 5	-/-	-/-
Dec. 12	-/-	-/-
Dec. 19	-/-	-/-
Dec. 26	-/-	-/-
Jan. 2	-/-	-/-

## Upcoming in the SEC

Dec. 3-Dec. 8

Contest	Time	TV Network
<b>Saturday, Dec. 3</b>		
Georgia Tech at Tennessee	Noon	SEC Network+
<b>UCLA at Kentucky</b>	<b>12:30 p.m.</b>	<b>CBS</b>
Memphis at Ole Miss	1 p.m.	SEC Network+
Western Kentucky at Missouri	3 p.m.	SEC Network+
Austin Peay at Arkansas	8 p.m.	SEC Network+
Vanderbilt at Minnesota	8 p.m.	ESPN3
Auburn at UAB	8:30 p.m.	
<b>Sunday, Dec. 4</b>		
Marquette at Georgia	2 p.m.	ESPNU
FIU at South Carolina	2 p.m.	SEC Network+
Georgia State at Mississippi State	5 p.m.	SEC Network+
<b>Monday, Dec. 5</b>		
Texas A&M-CC at Texas A&M	8 p.m.	SEC Network+
<b>Tuesday, Dec. 6</b>		
Houston at Arkansas	7 p.m.	SEC Network
Presbyterian at Tennessee	7 p.m.	SEC Network+
Miami (Ohio) at Missouri	8 p.m.	SEC Network+
High Point at Vanderbilt	8 p.m.	SEC Network+
Florida at Duke	9 p.m.	ESPN
<b>Wednesday, Dec. 7</b>		
<b>Valparaiso at Kentucky</b>	<b>8 p.m.</b>	<b>SEC Network</b>
Denver at Texas A&M	8 p.m.	SEC Network+
<b>Thursday, Dec. 8</b>		
Vanderbilt at Middle Tennessee St.	7:30 p.m.	CBS Sports Net.

All times Eastern

## SEC Standings as of Nov. 30, 2016

Team	SEC Record	Overall Record	Games Back
Kentucky	0-0 (.000)	7-0 (1.000)	0.0
South Carolina	0-0 (.000)	6-0 (1.000)	0.0
Florida	0-0 (.000)	6-1 (.857)	0.0
Auburn	0-0 (.000)	5-1 (.833)	0.0
Arkansas	0-0 (.000)	4-1 (.800)	0.0
Georgia	0-0 (.000)	5-2 (.714)	0.0
LSU	0-0 (.000)	5-2 (.714)	0.0
Ole Miss	0-0 (.000)	5-2 (.714)	0.0
Alabama	0-0 (.000)	4-2 (.667)	0.0
Mississippi State	0-0 (.000)	4-2 (.667)	0.0
Texas A&M	0-0 (.000)	4-2 (.667)	0.0
Vanderbilt	0-0 (.000)	4-3 (.571)	0.0
Missouri	0-0 (.000)	3-3 (.500)	0.0
Tennessee	0-0 (.000)	2-3 (.400)	0.0

## Kentucky in the Rankings as of Nov. 29, 2016

## Team Rankings

Category	Stat	SEC [NCAA]
Scoring	95.6	1st [4th]
Scoring Defense	65.0	6th [59th]
Scoring Margin	+30.6	1st [3rd]
Free Throw %	.711	8th [122nd]
Field Goal %	.496	1st [34th]
Field Goal % Def.	.376	4th [31st]
3-Point FG %	.323	6th [248th]
3-Point FG % Def.	.246	1st [7th]
Rebounding Off.	44.3	1st
Rebounding Def.	34.7	6th
Rebounding Margin	+9.6	2nd [23rd]
Blocks Per Game	7.6	1st [5th]
Assists Per Game	21.3	1st [3rd]
Steals Per Game	7.9	6th [66th]
Turnover Margin	+7.3	1st [6th]
Assist/TO Ratio	1.8	1st [5th]
Off. Rebs. Per Game	15.1	2nd [14th]
Def. Rebs. Per Game	29.1	2nd [42nd]
Def. Rebound %	.716	5th
Off. Rebound %	.396	3rd
3-Point FG Per Game	7.1	6th [197th]

## Individual Rankings

Category/Player	Stat	SEC [NCAA]
Assists Per Game/Fox	7.6	1st [5th]
Assist-TO Ratio/Hawkins	11.0	1st [2nd]
Assist-TO Ratio/Fox	2.8	6th [79th]
Def. Rebs. PG/Fox	4.7	8th
Field-Goal Pct./Monk	.476	5th [247th]
Field-Goal Pct./Fox	.444	7th
Minutes Per Game/Fox	30.7	13th
Minutes Per Game/Monk	27.6	23rd
Points Per Game/Monk	19.3	4th [86th]
Points Per Game/Fox	15.3	t-8th
Rebs. Per Game/Adebayo	7.6	5th [151st]
Rebs. Per Game/Gabriel	5.7	t-18th
Off. Rebs. PG/Adebayo	3.7	1st [31st]
Off. Rebs. PG/Humphries	2.7	8th [123rd]
Steals Per Game/Fox	2.0	t-1st [66th]
3-Point FG Made PG/Monk	3.0	2nd
3-Point FG Made PG/Mulder	2.1	10th
3-Point FG Pct./Mulder	.469	5th
3-Point FG Pct./Monk	.382	8th [128th]

## Media Information

## CREDENTIAL REQUESTS

Requests for single-game credentials should be made as far in advance as possible and no later than five days prior to game day online at [sportssystem.com/Kentucky](http://sportssystem.com/Kentucky).

## CREDENTIAL CRITERIA

The University of Kentucky's decision to issue credentials to a media outlet for the purposes of covering a UK basketball home or away event is determined by a variety of factors. They include the following:

- Amount of coverage given to Kentucky throughout the season
- Intention/ability to cover all 22 sports at Kentucky
- Distribution/size of publication: free, subscription, sale on newsstands, website traffic, etc.
- Radio or TV station program format and size of audience
- Length of existence of the publication, amount of original copy generated, number of full-time employees of the publication and the journalistic experience of the reporter(s)
- Attendance at Kentucky media sessions, including Olympic sport opportunities
- Space availability
- Professionalism, which includes but is not limited to conduct at games, press conferences, practices, on social media, etc.

The University of Kentucky has the right to revoke credentials under its own discretion.

## INTERVIEW POLICIES-GENERAL

All interviews with University of Kentucky basketball players or staff members must be arranged through the Media Relations office. Media should never contact a player or coach directly.

The Wildcat Coal Lodge, dormitories, team locker rooms and other team quarters are private team areas. Media members are not permitted in these areas unless accompanied by appropriate university personnel.

## PRACTICE/PRESS CONFERENCES

Other than announced exceptions, UK basketball practices are closed to the media. UK will accept requests to attend practice. All requests must be made by 10 a.m. on the day of the practice. In cases in which practices are open to the media, no cell phones are allowed in the practice facility.

Player interviews are conducted prior to practices the day before a game and will be available to all UK media in the Joe Craft Center lower-level lobby. UK will accept requests for player interviews, but they must be submitted 24 hours prior to the scheduled availability.

Coach John Calipari or an assistant coach will meet with members of the media immediately following player interviews in the lower level lobby of the Joe Craft Center.

Gameday shoot-arounds are closed to the media.

## TELEPHONE PLAYER INTERVIEWS

Telephone interviews are available to the media on a call-back basis. Individual player and coach telephone numbers will not be given to members of the media.

Players are instructed not to conduct interviews when contacted directly by telephone. The UK Media Relations Office will arrange for telephone interviews at a time most convenient for the student-athlete.

Other special requests are handled on a case-by-case basis.

## POSTGAME INTERVIEWS

Following each game, there is a 20-minute cooling-off period, during which time the players shower and dress. Approximately 10 minutes after the game ends, Coach Calipari conducts his postgame press conference while a player is taken to the UK Sports Network.

Following Coach Calipari's press conference and the cooling-off period, selected UK players are brought to the media interview room.





## Honoring the Cats

### Bam Adebayo

- Wooden Award Preseason Watch List
- Naismith Trophy Preseason Watch List
- CBSSports.com Preseason All-America Second Team
- College Basketball Talk Preseason All-America Third Team
- Kareem Abdul-Jabbar Award Preseason Watch List
- Preseason All-SEC First Team (AP/Coaches)

### Isaiah Briscoe

- Lute Olson Award Preseason Watch List
- Preseason All-SEC Second Team (AP/Coaches)

### De'Aaron Fox

- SEC Freshman of the Week (Nov. 14, 2016)
- Wooden Award Preseason Watch List
- Naismith Trophy Preseason Watch List
- Sporting News Preseason All-America Second Team
- Bob Cousy Award Preseason Watch List
- Preseason All-SEC First Team (AP/Coaches)

### Malik Monk

- SEC Freshman of the Week (Nov. 21, 2016)
- Wooden Award Preseason Watch List
- Naismith Trophy Preseason Watch List
- CBSSports.com Preseason All-America Third Team
- Jerry West Award Preseason Watch List
- Preseason All-SEC Second Team (AP/Coaches)

## Fox's Historic Triple-Double Highlights Record-Setting Win vs. Arizona State

On a night of record-setting accomplishments and a collective offensive outburst from the Wildcats in a 115-69 win over Arizona State in the Bahamas, one achievement stood out above the rest: De'Aaron Fox's triple-double.

With 14 points, a career-high 11 rebounds and 10 assists in 31 minutes of play, Fox etched his name into the Kentucky record books with just the second triple-double in school history. Chris Mills notched the first and only other triple-double for UK on Dec. 27, 1988.

Fox collected his 10th assist with 4:44 left to play to get the triple-double on a Malik Monk 3-pointer. Coincidentally, the 3-pointer and record-setting assist put the Wildcats over the 100-point mark for the third consecutive game, the first time that's happened since December of 1977. Those were just a few of numerous eye-popping stats from UK's dominating performance on Paradise Island in the Bahamas.

Six Wildcats scored in double figures for the second game in a row, led by Monk with 23 points and Isaiah Briscoe with 20. Monk eclipsed the 20-point mark for a third straight game and the fourth time in the last five. Bam Adebayo just missed out on a double-double with 12 points and nine rebounds.

Kentucky went on an 18-5 run early in the first half to take a 26-10 lead and then never looked back. The Wildcats scored 59 points by halftime, the most in the first half of the John Calipari era, and then followed it up with another 58 in the second half. The total of 115 points was the most of the Calipari era and the most since Dec. 30, 2002, when UK scored 115 in a win over East Tennessee State.

With the 46-point drubbing, this season's Wildcats joined the 1947-48 Kentucky team as the only squads in school history to win their first seven games by at least 21 points. No team in program history has ever done it eight straight times to begin the year.

UK dished out more assists (33) than it ever has in the Calipari era, took more shots (84) than it ever has under Calipari thanks to the blazing pace of play, and tied the Calipari-era mark for the most rebounds in a game. The 33 assists were two off the school record.

Other notables:

- The 33 assists were the most since setting the school record with 35 on March 14, 1996, vs. San Jose State
- Fox was named the most valuable player after recording the triple-double
- The last time Kentucky won four consecutive games by at least 31 points was February 1954
- UK shot 52.4 percent from the floor, the fifth time this season the Wildcats have made at least half their attempts
- Kentucky improved to 69-6 under Calipari as the Associated Press top-ranked team
- Monk continued his streak of at least two 3-pointers in a game to six games
- Adebayo tied his career high with three blocks
- Briscoe tied his career high with seven assists. He reached 20 points for the third time in five games and made multiple 3-pointers for the first time in his career
- Wenyen Gabriel posted 10 points and seven rebounds, the fifth straight outing he's grabbed six or more rebounds
- Mychal Mulder knocked down two more 3-pointers, the fourth consecutive game he's hit multiple treys
- Brad Calipari hit his first career 3-pointer
- Derek Willis chipped in with 11 points and six rebounds

## Battle of the Bluebloods

It doesn't get much better than Kentucky-UCLA. One school (Kentucky) leads the nation in all-time wins (2,212). The other leads the NCAA in national titles (11). They've each been to the Final Four 17 times and carry as much tradition and history as any other schools in the country.

Remarkably, given all their history, the schools have met just 12 times before with UK leading the series 7-5. UCLA got the better of the Wildcats in last season's matchup in Los Angeles.

This season's meeting -- one of two top-15, undefeated teams -- will be the first one ever in Rupp Arena. UCLA has played in Lexington just twice, the last time in February 1961 before Rupp Arena was built.

In a matchup rich with hype, attention and talented players, a couple of numbers stand out heading into what should be a classic showdown:

- UK and UCLA are the only two teams in the country to rank in the top 10 in both offensive efficiency and average possession length. Expect a fast-paced game
- Kentucky has topped the 100-point mark in three straight games. UCLA topped 100 in three of its first four games
- While the Wildcats are averaging 95.6 points per game, UCLA actually averages more at 97.0
- UK has six players averaging 7.9 points or more. UCLA has six players averaging double figures
- Both teams share the ball. UCLA is averaging 24.8 assists per game, the best mark in the country. UK is averaging 21.3, the third-best mark
- Some national pundits believe UK's perimeter matchup of De'Aaron Fox, Malik Monk and Isaiah Briscoe vs. UCLA's perimeter punch of Isaac Hamilton, Bryce Alford, Lonzo Ball and Aaron Holiday could be the best guard matchup of the season
- UCLA is second in the country in 3-point field goal percentage at .456 and sixth in three-point field goals per game at 11.0. UK counters with the nation's sixth-best 3-point field-goal percentage defense, allowing opponents to make just 24.6 percent of their shots from behind the arc

## The Nation's All-Time Wins Leader Returns to the Top of the Polls

Kentucky is the top team in the land according to the Associated Press Top 25 and the USA Today Coaches Poll. The Wildcats landed at No. 1 in both major polls last week. The Wildcats picked up 40 of the 65 first-place votes in the AP Top 25 and 23 of the 31 first-place votes in the Coaches Poll in the latest rankings.

UK and John Calipari have been tough to beat playing the role of the hunted:

- The Wildcats own an all-time record of 221-29 (.884) as the nation's top-ranked squad
- UK has won 66 of its last 70 contests as the AP's top team
- The Wildcats are 69-6 (.920) as the AP No. 1 team since Calipari's first year at the helm, the best record in the country by a top-ranked team during that span
- In eight seasons under Calipari, the Wildcats have reached No. 1 in six of those seasons
- Calipari is 110-11 (.909) all-time as head coach of the AP's No. 1 team
- Calipari has coached 121 career games as a No. 1 team, the fourth most in NCAA history, trailing John Wooden (228), Mike Krzyzewski (233) and Adolph Rupp (131)
- Among coaches who have owned a No. 1 ranking in at least 119 games, Calipari's winning percentage of .909 trails only Wooden (.952), and is ahead of active coaches Krzyzewski (.870) and Roy Williams (.849)
- Only Krzyzewski (193) has more wins as a No. 1 ranked coach among active NCAA Division I teams than Calipari
- Kentucky has lost just twice at home as the AP top-ranked team in the history of the program and just once in Rupp Arena. Both losses came by just one point
- UK has now been ranked No. 1 a total of 124 weeks since the AP started ranking teams during the 1948-49 season. Only UCLA (134) and Duke (129) have been atop the rankings for more weeks

## 2016-17 LEAD-DEFICIT COMPARISON

Opponent	Biggest Lead	Biggest Deficit	Biggest Run*	Changes	Ties	Led	Trailed	Result
SFA	27 (2nd)	1 (1st)	7-0	2	0	39:04	0:30	W, 87-64
CANISIUS	30 (2nd)	7 (1st)	9-0	6	9	27:07	9:42	W, 93-69
vs. Michigan St.	23 (2nd)	3 (1st)	9-0	1	3	34:30	1:41	W, 69-48
DUQUESNE	41 (2nd)	2 (1st)	11-0	1	2	37:27	0:10	W, 93-59
CLEVELAND ST.	41 (2nd)	N/A	12-0	0	0	39:44	0:00	W, 101-70
UT MARTIN	48 (2nd)	3 (1st)	11-0	3	0	36:49	2:01	W, 111-76
vs. Arizona St.	48 (2nd)	1 (1st)	12-0	2	0	39:17	0:23	W, 115-69
UCLA								
VALPARAISO								
vs. Hofstra								
vs. North Carolina								
at Louisville								
at Ole Miss								
TEXAS A&M								
ARKANSAS								
at Vanderbilt								
AUBURN								
at Mississippi St.								
SOUTH CAROLINA								
at Tennessee								
KANSAS								
GEORGIA								
at Florida								
LSU								
at Alabama								
TENNESSEE								
at Georgia								
at Missouri								
FLORIDA								
VANDERBILT								
at Texas A&M								
<b>BIGGEST/MOST</b>	<b>48</b>	<b>7</b>	<b>12-0</b>	<b>6</b>	<b>9</b>	<b>39:44</b>	<b>9:42</b>	<b>+30.6</b>
<b>TOTALS</b>	<b>-</b>	<b>-</b>	<b>-</b>	<b>-</b>	<b>-</b>	<b>253:58</b>	<b>14:27</b>	<b>+214</b>

\*run tracked by consecutive UK points without allowing an opponent score

## Winning Big in Historic Fashion

Kentucky has won all seven of its games by at least 21 points. The only other team in school history to accomplish that feat was the 1947-48 team, which ended its streak at seven games.

Among the seven victories, each of the last four (Duquesne, Cleveland State, UT Martin and Arizona State) saw the Cats win by at least 31. It's the first time UK has won four consecutive games by at least 31 points since Feb. 2-8, 1954, when it won four consecutive games by that margin.

UK's current scoring margin is plus 30.6 points per game, the third-best mark in the country (as of games through Nov. 28).

## Keep It 100

For the first time since Dec. 16-23, 1977, the Kentucky Wildcats scored 100 or more points in three straight outings. UK logged a 101-70 win over Cleveland State on Nov. 23, followed it up with 111 points vs. UT Martin in a 111-76 victory and then dropped 115 on Arizona State in a 115-69 win.

The program record for consecutive 100-point games is five, which was set during the 1970-71 season (that team actually posted nine 100-point games in a 10-game span).

UK's 115 points are the most of the John Calipari era and the most since the Wildcats netted 115 vs. East Tennessee State on Dec. 30, 2002. The most 100-point games by a John Calipari-coached team in a season is four by the 2009-10 team.

Kentucky is averaging a whopping 95.6 points per game, ranked fourth in the country (as of games through Nov. 28).

## Fastest Calipari Team Ever?

It's no secret that a staple of John Calipari-coached teams is to play fast. You'll hear him from the sidelines exploring his teams to get out and run and get as many transition baskets as possible.

Well, the 2016-17 edition of the Kentucky Wildcats is just that - really fast, as told by their average possession lasting just 13.6 seconds. As of Nov. 28, that mark was the sixth-fastest mark in the nation. But, for a coach who directs his teams to run the floor, this team takes it to a whole new level. This is the fastest Calipari team while at Kentucky and the fastest by nearly three seconds.

## Average Possession Length:

2016-17 (UK): 13.6	2015-16 (UK): 17.7	2014-15 (UK): 17.7
2013-14 (UK): 17.9	2012-13 (UK): 17.4	2011-12 (UK): 17.8
2010-11 (UK): 18.3	2009-10 (UK): 16.2	

## Sharing is Caring

Perhaps the most defining trait of John Calipari's teams and their success is their willingness to share the ball. Calipari, on an annual basis, brings in the nation's most talented players, most of whom were accustomed to taking the majority of the shots on their high school teams.

At Kentucky, to better prepare them for the next level, they learn to share -- and to prosper from it. Calipari doesn't promise shots to anyone. Instead, he preaches that as the team succeeds, everyone benefits.

This team may be his greatest example of that yet. With all the talent this team has, it has shared the ball better than any other Calipari team at Kentucky. The Wildcats have 149 assists through seven games, 29 more than the 2014-15 team had at this point in the season.

Four players are averaging 2.7 assists or more per game, and Kentucky's 21.3 assists per game ranks third in the nation (as of games through Nov. 28). As a matter of fact, UK's assists average is only slightly behind the 1995-96 UK team's mark of 21.8 assists per game. That team went on to set the school record of 783 assists in 36 games.

Against Arizona State, the Wildcats dished out 33 assists (on 44 made field goals), the most in a the Calipari era and just two off of the school record. The Wildcats also had 25 assists against Cleveland State, the fifth most in the Cal era.

UK dishes out an assist on 61.3 percent of its field goals.

## Fox on Early Pace to Threaten Assists Record

It's early in the year -- very early -- but Kentucky freshman point guard De'Aaron Fox has lived up to the hype as a speedy guard with exceptional passing ability.

Through his first seven games of the season, Fox has 53 assists, ahead of where Tyler Ulis (35) sat through his first seven games last year when he went on to break the school's single-season assist record, and just behind former national player of the year and No. 1 NBA Draft pick John Wall (54).

Fox already has three double-doubles by way of points and assists, which includes his historic triple-double against Arizona State, just the second triple-double in school history.

That's not the only history Fox has made. Against Stephen F. Austin, in the season opener, Fox dished out 12 assists to set two program records. The 12 dimes were the most by any Wildcat in his debut, and the most of any player in a season-opening game since assists began being kept in 1971-72.

## STREAKS

Overall	Won 7
Unranked AP teams anywhere	Won 11
Ranked AP teams anywhere	Won 1
Home	Won 42
Home SEC	Won 19
Home nonconference	Won 37
Home AP unranked nonconference	Won 34
Home AP ranked teams	Won 4
Home AP unranked teams	Won 38
Road	Won 1
Road SEC	Won 1
Road AP ranked teams	Lost 1
Road AP unranked teams	Won 1
Neutral	Won 2
Neutral AP ranked teams	Won 1
Neutral AP unranked teams	Won 4

## Active Consecutive Made Starts (in games available)

Isaiah Briscoe	29
Bam Adebayo	7
De'Aaron Fox	7
Malik Monk	7
Wenyen Gabriel	2

## Active Consecutive Made Free Throws

Derek Willis	8
Dominique Hawkins	6
Wenyen Gabriel	4
Sacha Killeya-Jones	2
Isaiah Briscoe	1
De'Aaron Fox	1

## Active Consecutive Games with a 3-Pointer

Malik Monk	7
Mychal Mulder	4
Isaiah Briscoe	1
Brad Calipari	1
De'Aaron Fox	1
Derek Willis	1

## DUNK TRACKER

Player	2016-17	Career
Bam Adebayo	17	17
Isaiah Briscoe	0	1
De'Aaron Fox	4	4
Wenyen Gabriel	4	4
Dominique Hawkins	1	3
Isaac Humphries	2	2
Sacha Killeya-Jones	3	3
Malik Monk	8	8
Mychal Mulder	2	2
Derek Willis	2	14

## DOUBLE-DOUBLES

Player	2016-17	Career
Bam Adebayo	2	2
Isaiah Briscoe	0	2
De'Aaron Fox	3	3
Wenyen Gabriel	1	1
Derek Willis	0	2

## TRIPLE-DOUBLES

Player	2016-17	Career
De'Aaron Fox	1	1

## #MonkDunk Flashes While #MonkSunk Splashes

If there's one thing to be said from the first seven games of Malik Monk's career, it's that he is as dynamic of an offensive player for the Wildcats as any John Calipari-coached player. He's currently averaging a team-high 19.3 points per game and has topped the 20-point plateau four times this season.

Through seven games of action, Monk has already flashed several highlight-reel dunks -- eight to be exact. The most dunks by a guard in a single season in the last five years is 25 by Archie Goodwin in 2012-13. Monk will certainly threaten that mark and pop up a time or two on Sportscenter's Top 10 Plays of the Day.

However, Monk isn't just a one-trick pony and perhaps even more impressive than his hops is the explosiveness displayed behind the 3-point line. Through seven games, Monk has connected on 21 made 3-pointers, ahead of where Jodie Meeks (19) was when he went on to set the single-season 3-point record in 2008-09 with 117 made 3-pointers.

## Big-Game Cal

John Calipari's teams aren't just good against the best teams in the country, they're great. Not only does Kentucky have a 45-17 record vs. Associated Press Top 25 teams, UK is 5-2 when both teams are ranked in the AP top five under Calipari.

All-time, Calipari is 11-6 in AP top-five matchups. According to the SEC Network, only four coaches have won more such games.

When both teams are ranked in the AP Top 25, Calipari's all-time record is 68-42, including a 38-14 mark at Kentucky. In AP top-10 matchups he has a 22-11 mark, including 11-4 at UK.

## Taking Care of Business

Kentucky's 45-17 record vs. opponents ranked in the Associated Press Top 25 is impressive, but the Wildcats' ability to beat all-comers can't be overlooked. Under John Calipari, UK is 179-30 vs. unranked competition, an .856 winning percentage.

The Wildcats' loss to UCLA during the 2015-16 season was its first loss to an unranked opponent since March 1, 2014.

## Cats Cleaning up on the Glass

For as big and as strong as the Wildcats are, it was head-scratching when the Wildcats were outrebounded in two of their first three games and just barely beat a much-smaller Canisius team on the glass in the other contest. As it turns out, that was just an anomaly.

The Cats have cleaned up on the glass since then and have outrebounded their opponents by an average of 9.6 boards per game, the 23rd-best mark in the country (as of games on Nov. 28). That includes 15.1 offensive rebounds per game, 13th in the country, which has led to 17.3 second-chance points per game.

The most impressive performance on the glass came against Arizona State when the Wildcats grabbed 59 rebounds, tied for the most of the Calipari era.

## Wildcats Sign Four in Fall Signing Period for 2017

Continuing a trend that started with the arrival of head coach John Calipari, the Kentucky men's basketball program has once again put together one of the strongest recruiting classes in the country, signing four of the nation's top players during the early fall signing period. Highly rated prospects Shai Gilgeous-Alexander, Quade Green, Nick Richards and P.J. Washington have all inked national letters of intent with UK.

All four players are consensus four- or five-star prospects and all are ranked in the top 50 by the major national recruiting services. In a class stocked full of highly regarded players, national analysts are already calling UK's class one of the nation's top hauls for 2017.

In every season in the Calipari era, the Wildcats have signed either the nation's No. 1 or No. 2 recruiting class. UK looks to continue that streak with the latest additions of Gilgeous-Alexander, Green, Richards and Washington.

- Gilgeous-Alexander will come to Kentucky out of Hamilton Heights Christian Academy in Chattanooga, Tennessee. Originally from Canada, Gilgeous-Alexander was a member of the 2016 Canadian Men's U18 National Team that captured the silver medal at the 2016 FIBA Americas U18 Championship over the summer. He averaged 7.8 points, a tournament-best 5.4 assists and 3.0 steals per game, second best in the field. ESPN, Scout and 247Sports tab him a top-50, four-star prospect.
- Green is considered a five-star point guard prospect by Rivals, ESPN and Scout. ESPN ranks him as high as the No. 22 overall prospect in the class, while Rivals has him at No. 23, Scout tabs him at No. 25 and 247Sports list him at No. 31. Green, who was named the 2016 Pennsylvania Class 3A Player of the Year as a junior, was a part of the 2016 FIBA Americas U18 Championship team that won a gold medal in Chile. He averaged 18.7 points, 4.2 rebounds and 3.8 assists in leading Neumann-Goretti High School to the Pennsylvania state championship last season.

- Richards will be the second player in the Calipari era to join Kentucky out of the Patrick School in Elizabeth, New Jersey. National champion and No. 2 overall NBA Draft selection, Michael Kidd-Gilchrist was the other. Richards is ranked in the top 20 by the major recruiting services, including ESPN (No. 12), 247 Sports (No. 15), Scout (No. 17) and Rivals (No. 19). 247Sports tabs him as the second-best center in the class. He's a consensus five-star prospect.

- Washington, measured at 6-8, 229 pounds, is rated as high as No. 14 overall in the rankings by Scout. 247Sports and ESPN have him at No. 16 and Rivals tabs him No. 17. The five-star prospect is considered the top power forward in the class by Scout. Washington was a member of the 2016 USA Men's U18 National Team that won a gold medal at the 2016 FIBA Americas U18 Championship over the summer. He started all five games and averaged 10.0 points and 4.0 rebounds. Washington also represented the U.S. at the 2015 FIBA 3x3 U18 World Championship.

## UK Leads the Nation with 24 Players on NBA Opening-Day Rosters

The Kentucky men's basketball team, the nation's most prolific NBA player-producing program, once again leads the country with 24 players on an opening-day NBA roster. Duke came in second with 19.

Of the 449 players in the NBA to start the 2016-17 season, approximately 5.35 percent played college basketball at UK. Kentucky's NBA dominance is best represented in Phoenix and Sacramento, where a combined seven Wildcats now play at the highest level of the game.

Eric Bledsoe, Devin Booker, Brandon Knight and Tyler Ulis are all part of the 2016-17 Phoenix Suns roster, while former UK stars Willie Cauley-Stein, DeMarcus Cousins and Skal Labissiere call Sacramento their home. Two other franchises -- the Charlotte Hornets (Aaron Harrison, Michael Kidd-Gilchrist) and the New Orleans Pelicans (Anthony Davis and Terrence Jones) -- opened the season with two Wildcats apiece.

Using figures compiled by spotrac.com, Kentucky players' current contracts alone are valued at more than \$659 million. Calipari-coached players only (which includes Derrick Rose and Tyreke Evans but not Jodie Meeks or Rajon Rondo) have nearly \$751 million in current contracts. In just the 2016-17 season alone, UK players are slated to make more than \$172 million. Calipari-coached players only will make more than \$183 million. Over the course of their careers, Calipari players have generated approximately \$1.2 billion in total NBA contracts.

The UK players aren't just making the NBA either; they're among the league's best players. The latest example: According to ESPN Stats & Info, the last time 40-point, 15-rebound games have all been by Kentucky big men. The last non-Kentucky player with such a game was Russell Westbrook in 2015.

## Kentucky Picked to Win 48th SEC Title

The Kentucky men's basketball program finds itself in familiar territory under the direction of eighth-year head coach John Calipari. UK is faced with replacing more than 75 percent of its scoring and 70 percent of its rebounding from the 2015-16 team, yet a select panel of media voted the Wildcats to repeat as Southeastern Conference champions. Should Kentucky achieve that standard, it would mark the fifth regular-season title under Calipari and the program's 48th overall.

It's the 12th time since the 1998-99 season the Wildcats are the overall preseason favorite. UK was picked to win the title a season ago and did not disappoint, sharing the crown with Texas A&M. Calipari has directed his teams to regular-season SEC crowns in 2010, 2012, 2015 and 2016.

Each school selected media members that cover their team and additional media from across the nation were selected by the conference office to comprise the voting panel. Points were compiled on a 14-13-12-11-10-9-8-7-6-5-4-3-2-1 basis. Each media member also voted for two All-SEC teams.

## UK's Nonconference Schedule Loaded

Kentucky plays one of the premier nonconference schedules in the country on an annual basis, but the Wildcats' 2016-17 slate appears to have taken a typically difficult schedule of games and cranked it up another notch.

UK's 13-game nonconference schedule features eight teams that made it to a postseason tournament in 2015-16, five teams who finished the year with a top 50 RPI ranking and a number of battles with college basketball's blueblood programs. Three of KenPom's top five teams from last season (North Carolina, Kansas and Michigan State) are among the heavyweights Kentucky will face in 2016-17.

The Wildcats' slate will take the Wildcats as far east as the Bahamas for the second game of a two-year deal with Arizona State (Nov. 28) and as far west as Las Vegas for a matchup with North Carolina in the CBS Sports Classic (Dec. 17).

Kentucky will also travel twice to New York, first to play Michigan State (Nov. 15) in Madison Square Garden, and then against Hofstra at the Barclays Center in Brooklyn (Dec. 11).

UK's always highly anticipated home schedule includes rematches with UCLA (Dec. 3) and Kansas (Jan. 28). This year's annual rivalry with Louisville will take place at the KFC Yum! Center on Dec. 21.

All told, Kentucky's 2016-17 nonconference opponents combined for a record of 200-157 in 2015-16, a .649 winning percentage. Four teams finished the season ranked in the top 25 of the all-important RPI. Five teams start the season ranked in both the Associated Press Top 25 and the USA Today Coaches Poll.

UK's 2016-17 Southeastern Conference schedule will feature nine home games and nine away games, with home-and-home games against Florida, Georgia, Tennessee, Texas A&M and Vanderbilt. It's the fifth straight year the SEC will feature an 18-game schedule.

## Keep a Watchful Eye on the Cats

Stocked full of some of the nation's top talent, a handful of Wildcats are on a number of national preseason watch lists:

- Bam Adebayo - Kareem Abdul-Jabbar Award, Naismith Trophy, Wooden Award
- Isaiah Briscoe - Lute Olson Award
- De'Aaron Fox - Bob Cousy Award, Naismith Trophy, Wooden Award
- Malik Monk - Jerry West Award, Naismith Trophy, Wooden Award

## All-Americans Play at Kentucky

Three different Wildcats -- all freshmen -- were named to at least one preseason All-America Team.

Bam Adebayo was tabbed a preseason second-team All-American by CBSSports.com and a third-team selection by College Basketball Talk. De'Aaron Fox was named a second-team All-American by Sporting News, and Malik Monk was a third-team selection by CBSSports.com.

Of course, those honors are just preseason, but UK has a track record of All-America honors, especially under John Calipari. Ten different Wildcats have earned All-America honors by one of the NCAA-recognized teams under Calipari.

## Four Cats Selected to Preseason All-SEC Teams

Four players were selected to the preseason All-SEC squads by both the league's coaches and the Associated Press.

Freshmen Bam Adebayo and De'Aaron Fox were picked to the first team, while sophomore Isaiah Briscoe and freshman Malik Monk were tabbed to the second team.

Arkansas senior forward Moses Kingsley was tabbed the preseason pick for the league's player of the year award by the AP. The league's coaches do not pick a preseason player of the year.

## MEASURABLES



### Top Wing Span

1. Sacha Killeya-Jones - 7'2"
2. Bam Adebayo - 7'1.50"
3. Isaac Humphries - 7'0"
4. Derek Willis - 7'0"
5. Wenyen Gabriel - 6'11"

### Top Vertical

1. Dominique Hawkins - 44.5"
2. Mychal Mulder - 44.0"
3. Malik Monk - 42.0"
4. Bam Adebayo - 39.5"
5. De'Aaron Fox - 38.5"

### Top Hand Width

1. Sacha Killeya-Jones - 11.0"
2. Mychal Mulder - 10.75"
3. Isaiah Briscoe - 10.0"
4. Tai Wynyard - 10.0"
5. Derek Willis - 9.75"

## CATS IN THE NBA

At the beginning of the 2016-17 season, 24 former Wildcats were on an opening-day roster, more than any other school in the country. The following listing is as of opening day.

Name	Team
Eric Bledsoe	Phoenix Suns
Devin Booker	Phoenix Suns
Willie Cauley-Stein	Sacramento Kings
DeMarcus Cousins	Sacramento Kings
Anthony Davis	New Orleans Pelicans
Aaron Harrison	Charlotte Hornets
Andrew Harrison	Memphis Grizzlies
Terrence Jones	New Orleans Pelicans
Enes Kanter	Oklahoma City Thunder
Brandon Knight	Phoenix Suns
Michael Kidd-Gilchrist	Charlotte Hornets
Skal Labissiere	Sacramento Kings
DeAndre Liggins	Cleveland Cavaliers
Trey Lyles	Utah Jazz
Jodie Meeks	Orlando Magic
Jamal Murray	Denver Nuggets
Nerlens Noel	Philadelphia 76ers
Patrick Patterson	Toronto Raptors
Julius Randle	Los Angeles Lakers
Rajon Rondo	Sacramento Kings
Karl-Anthony Towns	Minnesota Timberwolves
Tyler Ulis	Phoenix Suns
John Wall	Washington Wizards
James Young	Boston Celtics

Several former Wildcats are among the NBA league leaders in the major statistical categories. Stats are through Nov. 30. Former UK players are in **BOLD**.

### Points Per Game

1. **Anthony Davis (Pelicans) - 32.1**
14. **DeMarcus Cousins (Kings) - 28.7**
17. **John Wall (Wizards) - 22.6**
18. **Karl-Anthony Towns (Timberwolves) - 22.4**

### Rebounds Per Game

1. Hassan Whiteside (Heat) - 15.1
7. **Anthony Davis (Pelicans) - 11.2**
12. **DeMarcus Cousins (Kings) - 10.4**
13. **Karl-Anthony Towns (Timberwolves) - 10.0**
17. **Julius Randle (Lakers) - 8.9**

### Assists Per Game

1. James Harden (Rockets) - 11.9
13. **John Wall (Wizards) - 9.3**
17. **Rajon Rondo (Bulls) - 7.3**

### Blocks Per Game

1. **Anthony Davis (Pelicans) - 2.78**
19. **Karl-Anthony Towns (Timberwolves) - 1.39**

### Field-Goal Percentage

1. Rudy Gobert (Jazz) - .634
7. **Enes Kanter (Thunder) - .568**
19. **Julius Randle (Lakers) - .521**

### Steals Per Game

1. Chris Paul (Clippers) - 2.79
9. **John Wall (Wizards) - 1.93**
14. **Anthony Davis (Pelicans) - 1.78**

### Double-Doubles

1. Russell Westbrook (Thunder) - 16
17. **Anthony Davis (Pelicans) - 11**
19. **Karl-Anthony Towns (Timberwolves) - 10**
11. **DeMarcus Cousins (Kings) - 9**
11. **John Wall (Wizards) - 9**



## POINTS PER POSSESSION

Game	Off. PPP	Def. PPP
STEPHEN F. AUSTIN	1.13	0.83
CANISIUS	1.24	0.92
vs. Michigan State	0.95	0.66
DUQUESNE	1.18	0.75
CLEVELAND STATE	1.23	0.85
UT MARTIN	1.37	0.94
vs. Arizona State	1.39	0.83
UCLA		
VALPARAISO		
vs. Hofstra		
vs. North Carolina		
at Louisville		
at Ole Miss		
TEXAS A&M		
ARKANSAS		
at Vanderbilt		
AUBURN		
at Mississippi State		
SOUTH CAROLINA		
at Tennessee		
KANSAS		
GEORGIA		
at Florida		
LSU		
at Alabama		
TENNESSEE		
at Georgia		
at Missouri		
FLORIDA		
VANDERBILT		
at Texas A&M		

## Overall

Kentucky offensive high - 1.39 vs. Arizona State  
Kentucky offensive low - 1.13 vs. SFA

Opponent offensive high - 0.94 vs. UT MARTIN  
Opponent offensive low - 0.66 vs. Michigan State

## High-Percentage Shots

Kentucky has scored a whopping 41.3 percent of its points on either layups or dunks and 44.9 points per game inside the paint.

Why such high-percentage baskets? There could be a number of factors to point to. For one, this UK team likes to play fast and beat other teams down the floor, which can lead to layups and dunks. UK is averaging just 13.6 seconds per possession, the sixth-lowest mark in the country (as of Nov. 28).

Defense helps, too. The Wildcats are scoring 26.0 points per game off of turnovers, some of which are easy transition baskets. In that regard, UK is averaging 15.0 fast-break points per game.

## Three is Better Than Two

UK passed UNLV for the nation's longest active streak of consecutive games with a made 3-pointer in its final game of 2015-16. UK's current streak is 982 games. UNLV is close behind at 980 through games played on Nov. 28, 2016.

The Cats' last game without a made 3-pointer came against Seton Hall on Nov. 26, 1988 a "three-point" loss in the Great Alaska Shootout.

## Forever Young

Kentucky began the 2016-17 season with two veterans in the starting lineup in senior Derek Willis and sophomore Isaiah Briscoe. However, Kentucky once again checks in as one of the youngest teams in terms of experience, according to kenpom.com. UK ranks No. 344 out of 351 in terms of experience per minute.

## No Surrender Here

UK is 195-3 (.985) in the John Calipari era when leading by at least 10 points at any time in the contest. Two of those three losses (a 21-point lead at Tennessee and a 12-point lead at Auburn) came during the 2015-16 campaign. The only other loss in the Cal era came during the 2012-13 season when UK gave up an 11-point first-half lead and lost 59-55 at Alabama. All three losses have come to Southeastern Conference foes on the road.

Perhaps most impressive of all is that 73.1 percent of games Calipari has coached in at Kentucky have produced 10-point leads at some point during the game for UK. The Wildcats have led by 10 points or more in a whopping 87.1 percent of Calipari's 224 career wins at Kentucky.

## Bounce Back

The Wildcats don't lose very often during the John Calipari era, but when they do, they almost always bounce back.

UK is 34-7 under Calipari following a loss. Kentucky's back-to-back losses at Kansas and at Tennessee during the 2015-16 season were its first consecutive losses since losing a pair to Arkansas and South Carolina on Feb. 27, 2014 and March 1, 2014, respectively.

The Wildcats have only lost back-to-back games seven times during the Calipari era and they've never lost three in a row with Calipari on the sidelines. The last time UK lost three games in a row was in February 2009 when the Wildcats dropped four straight games to end the regular season.

## Hold Them to 55

Defense has always been a recipe for success for the Wildcats under John Calipari. The special ingredient: 55 points.

UK is a perfect 63-0 under Calipari when holding the opponent to 55 points or fewer. The Wildcats are 137-5 under Calipari when limiting the opponent to 63 points or less.

## UK'S RECORD VS. RANKED OPPONENTS AND AS A RANKED OPPONENT UNDER CALIPARI

	Opponent Rank																												
Kentucky (RK)	1	2	3	4	5	6	7	8	9	10	11	12	13	14	15	16	17	18	19	20	21	22	23	24	25	RV	NR	TOTAL	
1	-	0-1	0-1	1-0	2-0	2-0	-	2-0	1-0	-	-	-	-	-	-	2-0	1-0	1-0	-	1-0	3-0	1-0	-	-	-	6-2	46-2	69-6	
2	-	-	-	-	1-0	0-1	-	-	-	-	-	1-0	1-0	-	1-0	-	1-0	-	0-1	-	-	-	-	-	-	4-0	22-0	31-2	
3	-	-	-	1-0	-	-	-	-	0-1	-	-	1-0	-	-	-	-	-	-	-	0-1	-	-	-	-	-	1-0	17-0	20-2	
4	-	-	-	-	-	-	-	-	-	-	-	-	-	1-0	-	-	-	-	-	-	-	-	-	-	1-0	1-0	6-1	9-1	
5	-	-	-	-	-	-	-	-	-	1-0	-	-	-	-	-	-	-	-	-	-	-	-	-	-	-	-	5-0	6-0	
6	-	-	-	-	-	-	-	-	-	-	-	-	-	-	-	-	-	-	-	-	-	-	-	-	-	-	-	-	
7	-	-	-	-	-	-	-	-	-	-	-	-	-	-	-	-	-	-	-	-	-	-	-	-	-	-	-	-	
8	-	-	-	-	-	-	-	-	-	-	-	-	1-0	-	-	-	-	-	-	-	-	-	-	-	-	0-3	3-0	4-3	
9	-	-	-	-	-	-	-	-	-	-	-	-	-	-	-	-	-	-	-	-	-	-	-	-	-	-	1-1	1-1	
10	-	-	-	-	-	-	-	-	-	-	-	-	-	0-1	-	-	-	-	-	-	-	-	-	-	-	0-3	4-1	4-5	
11	1-0	-	-	-	-	-	1-0	-	0-1	-	-	-	-	-	-	-	-	0-1	-	-	-	2-0	-	-	-	-	5-1	9-3	
12	-	-	-	-	-	-	-	-	-	-	-	-	-	-	-	1-0	-	-	-	-	-	-	-	-	-	1-0	1-1	3-1	
13	-	-	-	-	-	-	-	-	-	-	-	-	-	-	-	-	-	-	-	-	-	-	-	-	-	-	4-1	4-1	
14	-	-	0-1	-	-	-	-	-	-	-	-	-	-	-	-	-	-	-	-	-	-	-	-	-	-	1-1	7-1	8-3	
15	-	-	-	-	-	-	-	-	-	-	-	1-0	-	-	-	-	-	-	-	-	-	-	-	-	-	1-0	1-0	3-0	
16	-	-	-	-	-	-	-	-	-	-	-	-	-	-	-	-	1-0	-	-	-	-	-	-	-	-	-	3-1	4-1	
17	-	-	-	-	-	-	-	-	-	-	-	-	-	-	-	-	-	-	-	-	-	-	1-0	-	-	-	2-2	3-2	
18	-	-	-	-	-	1-0	-	-	-	-	-	-	-	-	-	-	-	-	-	-	-	0-1	-	-	-	1-0	4-0	6-1	
19	-	-	-	-	-	-	-	-	-	-	-	-	-	-	-	-	-	-	-	-	-	-	-	-	-	-	1-0	1-0	
20	-	-	-	0-1	-	-	-	-	-	-	-	-	-	-	-	-	-	-	-	-	1-0	-	-	-	-	-	3-1	4-2	
21	-	-	-	-	-	-	-	-	-	-	-	-	-	-	-	-	-	-	-	-	-	-	-	-	-	-	-	-	
22	-	-	-	-	-	-	-	-	-	-	-	-	1-0	-	-	-	-	-	-	-	-	-	-	-	-	1-0	5-1	7-1	
23	-	-	-	-	-	-	-	-	-	-	-	-	-	-	-	-	-	-	-	-	-	-	-	-	-	-	2-0	2-0	
24	-	-	-	-	-	-	-	-	-	-	-	-	-	-	-	-	-	-	-	-	-	-	-	-	-	-	-	-	
25	0-1	-	-	-	-	-	0-1	-	-	-	-	-	-	-	-	-	-	-	-	-	-	-	-	-	-	-	1-1	1-3	
RV	0-1	1-0	-	-	1-0	-	1-0	-	-	-	-	1-0	-	-	-	-	-	0-1	-	-	-	-	-	-	-	-	3-0	7-2	
NR	-	-	-	0-1	-	-	-	-	-	-	1-0	-	-	-	-	1-0	-	-	-	-	-	-	-	-	-	-	-	-	2-1
TOTAL	1-2	1-1	0-2	2-2	4-0	3-1	2-1	2-0	1-2	1-0	1-0	4-0	3-0	1-1	1-0	4-0	3-0	1-3	0-1	1-1	4-0	3-0	1-1	-	1-0	-	Total	207-41	
																											Total	45-17	



### Kentucky Elite Under Cal

Since John Calipari took over the program in 2009-10, no one in the country has had more wins than Kentucky, and only Kansas has a better winning percentage. UK is 224-47 (.827) during that time span.

1. Kansas: 221-44 (.8334)
2. Kentucky: 224-47 (.8266)
3. Gonzaga: 207-45 (.8214)
4. Duke: 216-48 (.8182)
5. Wichita State: 207-50 (.8057)

*\*numbers through Nov. 28, 2016*

### Always Efficient

According to Ken Pomeroy's calculations on kenpom.com, UK's teams under John Calipari have consistently ranked among the most efficient teams in the country per possession.

Year	Offense (Rank)	Defense (Rank)	Overall
2017	117.1 (5)	88.7 (3)	4th
2016	120.4 (5)	98.0 (53)	6th
2015	119.3 (5)	86.5 (2)	1st
2014	117.6 (10)	96.9 (41)	11th
2013	108.8 (42)	99.1 (129)	42nd
2012	122.9 (2)	88.2 (9)	1st
2011	118.1 (7)	90.4 (15)	6th
2010	116.1 (15)	86.2 (6)	3rd

*\*rankings through Nov. 28, 2016*

### National Attention

Kentucky basketball always garners the eyes of the country as UK routinely draws some of the highest national rating numbers on TV for college basketball games. Of course, this season has been no different.

UK's game against Michigan State in the Champions Classic saw a total live audience of 2,150,000 viewers, including a streaming audience of 67,000 average viewers - a top-five men's regular-season streaming audience ever for ESPN.

### S-E-C! S-E-C! S-E-C!

Kentucky has the unquestionable reputation as the league's gold standard. Since the SEC's inception in 1932-33, the Wildcats have been the most dominant team in the league, recording a 956-268 mark (.781) in conference play. Only two other teams have won more than 700 regular-season SEC games (Alabama, Tennessee) and no other team has a better winning percentage.

- UK has averaged 11.5 wins and only 3.2 losses per season in 83 seasons in the SEC
- Kentucky has won 47 SEC titles and 29 SEC Tournament championships
- The Wildcats have won 14 of the last 24 SEC Tournament titles
- UK has won at least a share of four of the last seven SEC regular-season championships under head coach John Calipari
- Kentucky has played in the championship game of the SEC Tournament in six of Calipari's seven seasons following its 2016 title

### Justus Moves to Assistant Coach Role; Robic Special Assistant

Joel Justus, who joined Kentucky two seasons ago as the director of analytics and then special assistant to the head coach, moved to one of the three assistant coaching positions for the 2016-17 season. John Robic, who has served as an assistant to Calipari at three different schools since the late 1980s, moved into the special assistant to the head coach role prior to start of practices in late September.

"I feel I have the best staff of people who surround me in the country," John Calipari said at the time of the announcement. "All are strong in areas that I'm weak. All of them understand that the relationships with our current players and working with them every single day to help them get better is the key to their success and this program. No one should look at this in any other way than me trying to shuffle our staff to put them in the best positions to succeed personally and for them to help our program remain the gold standard."

"Kenny (Payne), Tony (Barbee) and I will continue to work on putting the best incoming classes that we can together with young people who want Kentucky as bad as we want them

and who understand that the program isn't for everyone. By putting Joel where he is and having him focus on who we need to hone in on, we'll be more prepared than we've ever been, which is scary. Robes will continue to focus on his strength of making us the most well-prepared team in the country and putting our kids in positions to succeed."

### Chuck Hayes Inducted into UK Athletics Hall of Fame

Chuck Hayes was inducted into the UK Athletics Hall of Fame as a member of the 2016 class in October.

A fan favorite for relentless defense and tenacious rebounding, he was named the 2005 Southeastern Conference Defensive Player of the Year and still ranks seventh in career rebounds with 910 in program history. He led the team to the 2005 SEC regular-season championship and was a key member on the 2003 and 2004 SEC Tournament titles.

### Cousins Wins First Career Olympic Gold Medal with USA Basketball

Snatching up what seemed like every rebound, former Wildcat DeMarcus Cousins also hauled in the first Olympic gold medal of his career with a strong performance in the championship game of the 2016 Olympics.

With a gold medal on the line, Cousins saved his best for last for USA Basketball. Coming off the bench for a third straight game, Cousins set the tempo early by dominating the paint, sparking Team USA to a 40-15 first-half run, and ultimately to a 96-66 rout of Serbia.

Cousins played as well as he has all tournament, posting 13 points and a game-high 15 rebounds for his third double-digit scoring game of the Olympics. He had 11 points and 12 rebounds by halftime.

The 6-foot-11 forward, who was drafted fifth overall in 2010 after a sensational freshman season at Kentucky, averaged 9.1 points and 5.8 rebounds in eight games at the Olympics. He shot 61.4 percent from the floor, only shooting less than 50 percent in one game during the run.

Cousins is the 10th Wildcat all-time to compete in the Olympics and win a gold medal (not counting Sam Bowie, who was awarded a medal by President Jimmy Carter after the United States boycotted the 1980 Moscow Games), tied with North Carolina and UCLA for the most among all colleges. Cousins is also the third former UK player in a row to win a gold medal. Anthony Davis captured the gold at the last Olympics, in 2012, and Tayshaun Prince was a part of the 2008 gold-medal team. Cousins is the second John Calipari player to win a gold medal, joining Davis.

### A Winning Institution

Both the UK men's and women's basketball teams posted a seventh straight 20-win season in 2015-16. Kentucky is one of just three institutions (UK, BYU and Duke) in the NCAA that have seen both their men's and women's basketball programs tally 20 or more wins in seven consecutive seasons.

UK's men's team had 27 total wins last season, while the women won 25.

### Best in the Bluegrass

Kentucky has been dominant against teams in the state under John Calipari. UK is 14-1 against in-state foes with Calipari at the helm, including 8-1 vs. Louisville. Two of the victories over the Cardinals came in postseason play. UK has won four straight in the series and all four meetings in Rupp Arena.

Here's a list of the meetings between the state's two premier programs since Coach Cal took over at Kentucky:

- Jan. 2, 2010 - UK won 71-62 at Rupp Arena
- Dec. 31, 2010 - UK won 78-63 at KFC YUM! Center
- Dec. 31, 2011 - UK won 69-62 at Rupp Arena
- March 31, 2012 - UK won 69-61 at the Superdome (NCAA Final Four in New Orleans)
- Dec. 29, 2012 - Louisville won 80-77 at KFC YUM! Center
- Dec. 28, 2013 - UK won 73-66 at Rupp Arena
- March 28, 2014 - UK won 74-69 at Lucas Oil Stadium (NCAA Sweet 16 in Indianapolis)
- Dec. 27, 2014 - UK won 58-50 at KFC YUM! Center
- Dec. 26, 2015 - UK won 75-73 at Rupp Arena

## COMPARING THE CALIPARI ERA

A look at UK's statistics through seven games throughout the John Calipari era ...

Year	FG%	Opp. FG%	3-Pt. FG%	FT%	RPG	Assists	TOs.	Blocks	Steals	Points	PPG	Record
2016-17	.496	.376	.323	.711	44.3	149	82	53	55	669	95.6	7-0
2015-16	.490	.385	.276	.665	40.7	93	90	44	53	558	79.7	7-0
2014-15	.477	.279	.323	.653	44.0	120	79	65	61	553	79.0	7-0
2013-14	.467	.363	.289	.674	48.6	91	90	52	33	597	85.3	6-1
2012-13	.492	.404	.376	.648	36.0	111	86	48	48	531	75.9	4-3
2011-12	.496	.313	.396	.682	44.3	114	91	80	59	586	83.7	7-0
2010-11	.463	.394	.414	.634	40.6	91	82	49	44	548	78.3	5-2
2009-10	.515	.366	.379	.668	42.7	118	120	58	49	581	83.0	7-0

## UK'S RECORD WHEN

KENTUCKY RECORD	ALL	SEC
Leading at halftime:	7-0	0-0
Tied at the half:	0-0	0-0
Trailing at halftime:	0-0	0-0
Shoot 50% or higher:	5-0	0-0
Shoot less than 50%:	2-0	0-0
Shoot higher % than opp.:	7-0	0-0
Shoot lower % than opp.:	0-0	0-0
Opp. shoot worse than 50%:	7-0	0-0
Opp. shoot 50% or higher:	0-0	0-0
Score less than 60 points:	0-0	0-0
Score 60-69 points:	1-0	0-0
Score 70-79 points:	0-0	0-0
Score 80-89 points:	1-0	0-0
Score 90-99 points:	2-0	0-0
Score 100+ points:	3-0	0-0
Opp. score less than 60 pts.:	2-0	0-0
Opp. score 60-69 pts.:	3-0	0-0
Opp. score 70-79 pts.:	2-0	0-0
Opp. score 80-89 points:	0-0	0-0
Opp. score 90-99 points:	0-0	0-0
Opp. score 100+ points:	0-0	0-0
Outrebounded opponent:	5-0	0-0
Outrebounded by opponent:	2-0	0-0
Equal number of rebounds:	0-0	0-0
Fewer turnovers than opp.:	7-0	0-0
Same turnovers as opp.:	0-0	0-0
More turnovers than opp.:	0-0	0-0
Make 8 or more 3-pointers:	2-0	0-0
Make 7 or fewer 3-pointers:	5-0	0-0
Games decided by 5 or fewer:	0-0	0-0
Overtime games:	0-0	0-0
On CBS:	0-0	0-0
On ESPN/ESPN2/ESPNU:	4-0	0-0
On Fox Sports1:	0-0	0-0
On SEC Network/(+):	3-0	0-0
On FSN:	0-0	0-0
vs. SEC at Home:	0-0	0-0
vs. SEC on Road:	0-0	0-0
Games vs. AP ranked opp.:	1-0	0-0
Games following a loss:	0-0	0-0
Games following a win:	6-0	0-0
More points in the paint:	6-0	0-0
Fewer/same pts in the paint:	1-0	0-0
More bench points than opp.:	4-0	0-0
Fewer or same bench pts.:	3-0	0-0
More 2nd-chance points:	5-0	0-0
Fewer or same 2nd-chance pts.:	2-0	0-0
More or same points off TOs:	7-0	0-0
Fewer points off TOs:	0-0	0-0
On Monday:	1-0	0-0
On Tuesday:	1-0	0-0
On Wednesday:	1-0	0-0
On Thursday:	0-0	0-0
On Friday:	2-0	0-0
On Saturday:	0-0	0-0
On Sunday:	2-0	0-0
In November:	7-0	0-0
In December:	0-0	0-0
In January:	0-0	0-0
In February:	0-0	0-0
In March:	0-0	0-0
In April:	0-0	0-0

## MISCELLANEOUS STATS

Times Led						Games With									
Player	Pts.	Rebs.	Assts.	Stls.	Blks.	10+ Pts	20+ Pts	10+ Rebs	3+Assts	3+Blks	3+Stls	3+ 3's	Dbl-Dbls	Career DD	
0-Fox	2	1	6	3	1	7	1	1	7	-	3	-	3	3	
1-Killeya-Jones	-	-	-	-	2	1	-	-	-	-	-	-	-	-	
3-Adebayo	-	3	-	-	4	5	-	2	-	2	-	-	2	2	
5-Monk	4	1	-	1	-	7	4	-	3	-	-	3	-	-	
10-David	-	-	-	-	-	-	-	-	-	-	-	-	-	-	
11-Mulder	-	-	-	-	1	3	-	-	-	-	-	3	-	-	
13-Briscoe	2	-	-	2	-	5	3	-	2	-	2	-	-	2	
14-Wynyard	-	-	-	-	-	-	-	-	-	-	-	-	-	-	
15-Humphries	-	1	-	1	2	-	-	-	-	1	1	-	-	-	
20-Calipari	-	-	-	-	1	-	-	-	-	-	-	-	-	-	
25-Hawkins	-	-	1	1	-	-	-	-	3	-	-	-	-	-	
30-Pulliam	-	-	-	-	-	-	-	-	-	-	-	-	-	-	
32-Gabriel	-	2	-	1	1	4	-	1	2	-	1	-	1	1	
35-Willis	-	-	-	-	4	2	-	-	1	1	-	-	-	2	

## STARTING LINEUPS

Record	Guard	Guard	Guard	Forward	Forward
3-0	Fox	Monk	Briscoe	Willis	Adebayo
2-0	Fox	Monk	Briscoe	Gabriel	Adebayo
1-0	Fox	Monk	Hawkins	Willis	Adebayo
1-0	Fox	Monk	Hawkins	Gabriel	Adebayo

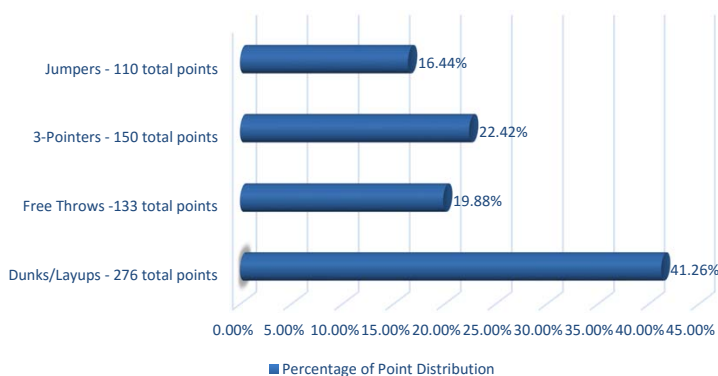
## TRACKING THE CATS

Player	Games With		Traditional 3-Point Plays	Total
	Charges Drawn	UK's First Sub		Clutch FT-FTA (Last 5:00/OT)*
0-Fox	-	-	1	0-0 (.000)
1-Killeya-Jones	-	-	1	0-0 (.000)
3-Adebayo	-	-	2	0-0 (.000)
5-Monk	-	-	4	0-0 (.000)
10-David	-	-	-	0-0 (.000)
11-Mulder	-	-	-	0-0 (.000)
13-Briscoe	1	-	2	0-0 (.000)
14-Wynyard	-	-	-	0-0 (.000)
15-Humphries	-	2	2	0-0 (.000)
20-Calipari	-	-	-	0-0 (.000)
25-Hawkins	2	-	-	0-0 (.000)
30-Pulliam	-	-	-	0-0 (.000)
32-Gabriel	1	3	1	0-0 (.000)
35-Willis	-	2	2	0-0 (.000)

\*single-digit game with 5:00 to play

## HOW THE CATS ARE SCORING

## Percentage of Point Distribution



## WIN/LOSS MARGIN

MARGIN	W	L
1		
2		
3		
4		
5		
6		
7		
8		
9		
10		
11-15		
16-20		
21+	7	

## TEAM'S FAST FACTS

Shooting Percentage:	.496
Avg. Assists Per Game:	21.3
Points Off Turnovers Avg.:	26.0
Second-Chance Points Avg.:	17.3
Points in the Paint Avg.:	44.9
Fast Break Points Avg.:	15.0
Bench Points Avg.:	27.7
Points Per Possession Avg.:	1.212
Avg. Time of Possession:	13.6

## HOW UK SCORED ITS FIRST POINTS

PLAYER	DUNK/LAYUP	JUMPER	3PT	FT
0-Fox	2			1
1-Killeya-Jones				
3-Adebayo				
5-Monk		1		
10-David				
11-Mulder				
13-Briscoe	1			1
14-Wynyard				
15-Humphries				
20-Calipari				
25-Hawkins				
30-Pulliam				
32-Gabriel				
35-Willis		1		



## GAME-BY-GAME LEADERS

Date	Opponent	Result	Points	Rebounds	Blocks	Steals	Assists
10/30	Clarion #	W, 108-51	Monk - 15	Adebayo - 14^	Willis - 2^	Two with 4^	Briscoe - 11^
11/6	Asbury #	W, 156-63	Fox - 25^	Humphries - 12^	Killeya-Jones - 4^	Two with 4^	Two with - 7^
11/11	STEPHEN F. AUSTIN	W, 87-64	Briscoe - 17^	Humphries - 8	Two with 3^	Two with 3^	Fox - 12^
11/13	CANISIUS	W, 93-69	Two with 21 ^	Adebayo - 11^	Adebayo - 3^	Hawkins - 2	Fox - 3^
11/15	vs. #13 Michigan State <sup>1</sup>	W, 69-48	Monk - 23^	Two with 6	Two with 2	Gabriel - 3^	Fox - 6^
11/20	DUQUESNE	W, 93-59	Fox - 16^	Adebayo - 8	Three with 2^	Briscoe - 4^	Fox - 6^
11/23	CLEVELAND STATE	W, 101-70	Monk - 23	Gabriel - 10^	Six with 1^	Two with 2^	Fox - 11^
11/25	UT MARTIN	W, 111-76	Monk - 26^	Adebayo - 12^	Humphries - 2^	Fox - 3^	Hawkins - 9^
11/28	vs. Arizona State <sup>2</sup>	W, 115-69	Monk - 23^	Fox - 11^	Adebayo - 3^	Briscoe - 3^	Fox - 10^
12/3	UCLA						
12/7	VALPARAISO						
12/11	vs. Hofstra <sup>3</sup>						
12/17	vs. North Carolina <sup>4</sup>						
12/21	at Louisville						
12/29	at Ole Miss						
1/3	TEXAS A&M						
1/7	ARKANSAS						
1/10	at Vanderbilt						
1/14	AUBURN						
1/17	at Mississippi State						
1/21	SOUTH CAROLINA						
1/24	at Tennessee						
1/28	KANSAS						
1/31	GEORGIA						
2/4	at Florida						
2/7	LSU						
2/11	at Alabama						
2/14	TENNESSEE						
2/18	at Georgia						
2/21	at Missouri						
2/25	FLORIDA						
2/28	VANDERBILT						
3/4	at Texas A&M						

^ - Game Leader

Times Led  
PointsTimes Led  
ReboundsTimes Led  
BlocksTimes Led  
StealsTimes Led  
Assists

1 - New York (Champions Classic)  
 2 - Bahamas  
 3 - Brooklyn, N.Y.  
 4 - Las Vegas (CBS Sports Classic)  
 \* - SEC Tournament (Nashville, Tenn.)  
 + - NCAA Tournament (Des Moines, Iowa)  
 # - exhibition contest

Monk - 4  
 Briscoe - 2  
 Fox - 2

Adebayo - 3  
 Gabriel - 2  
 Fox - 1  
 Humphries - 1  
 Monk - 1

Adebayo - 4  
 Willis - 4  
 Humphries - 2  
 Killeya-Jones - 2  
 Calipari - 1  
 Fox - 1  
 Gabriel - 1  
 Mulder - 1

Fox - 3  
 Briscoe - 2  
 Gabriel - 1  
 Hawkins - 1  
 Humphries - 1  
 Monk - 1

Fox - 6  
 Hawkins - 1



## THE LAST TIME ...

## INDIVIDUALS

## SCORING

**Scored 25 Points:** Malik Monk (26) vs. UT Martin, 11/25/16

**Scored 30 Points:** Tyler Ulis (30) vs. Texas A&M, 3/13/16

**Scored 35 Points:** Jamal Murray (35) vs. Florida, 2/6/16

**Scored 40 Points:** Jodie Meeks (45) at Arkansas, 2/14/09

**Scored 45 Points:** Jodie Meeks (45) at Arkansas, 2/14/09

**Scored 50 Points:** Jodie Meeks (54) at Tennessee, 1/13/09

**Two Players Had 20 Points:** Malik Monk (23), Isaiah Briscoe (20) vs. Arizona State, 11/28/16

**Three Players Had 20 Points:** DeMarcus Cousins (27)/John Wall (21)/Patrick Patterson (20) vs. Sam Houston State, 11/19/09

**Two Players Had 30 Points:** Patrick Patterson (33) and Jodie Meeks (32) vs. Tennessee State, 12/22/08

**Scored 20 Points in Two Straight Games:** Malik Monk (3) 11/23/16 - 11/28/16

**Scored 20 Points in Three Straight Games:** Malik Monk (3) 11/23/16 - 11/28/16

**Scored 20 Points in Four Straight Games:** Jamal Murray (12) 2/2/16 - 3/12/16

**Scored 20 points in Five Straight Games:** Jamal Murray (12) 2/2/16 - 3/12/16

**Scored 20 points in Six Straight games:** Jamal Murray (12) 2/2/16 - 3/12/16

**Scored 20 points in Seven Straight games:** Jamal Murray (12) 2/2/16 - 3/12/16

**Scored 20 points in Eight Straight games:** Jamal Murray (12) 2/2/16 - 3/12/16

**Scored 20 points in Nine Straight games:** Jamal Murray (12) 2/2/16 - 3/12/16

**Scored 20 points in 10 Straight games:** Jamal Murray (12) 2/2/16 - 3/12/16

**Scored 20 points in 11 Straight games:** Jamal Murray (12) 2/2/16 - 3/12/16

**Scored 20 points in 12 Straight games:** Jamal Murray (12) 2/2/16 - 3/12/16

**Scored 20 points in 13 Straight games:** Dan Issel (18) 12/1/69 - 2/7/70

**Scored 25 Points in Three Straight Games:** Tayshaun Prince (3) 3/11/ - 01-3/1701

**Scored 30 Points in Three Straight Games:** Jodie Meeks vs. Appalachian State (46) 12/20/08; vs. Tennessee State (32) 12/22/08

**Scored 30 Points in Three Straight Games:** Dan Issel (6) 2/14/70 - 3/2/70

**Scored in double figures in 10 straight Games:** Jamal Murray (34) 11/17/15 - 3/19/16, Tyler Ulis (21) 1/12/16 - 3/19/16

**Scored in double figures in 15 straight Games:** Jamal Murray (34) 11/17/15 - 3/19/16, Tyler Ulis (21) 1/12/16 - 3/19/16

**Scored in double figures in 20 straight Games:** Jamal Murray (34) 11/17/15 - 3/19/16, Tyler Ulis (21) 1/12/16 - 3/19/16

**Scored in double figures in 25 straight Games:** Jamal Murray (34) 11/17/15 - 3/19/16

**Scored in double figures in 30 straight Games:** Jamal Murray (34) 11/17/15 - 3/19/16

**Scored in double figures in 33 straight Games:** Jamal Murray (34) 11/17/15 - 3/19/16

**Scored in double figures in 34 straight Games:** Jamal Murray (34) 11/17/15 - 3/19/16

**Scored in double figures in 35 straight Games:**

Kenny Walker (36) 11/14/85 - 3/22/86

**Five Players Scored in Double Figures:** Malik Monk (23), Isaiah Briscoe (20), De'Aaron Fox (14), Bam Adebayo (12), Derek Willis (11), Wenyen Gabriel (10) vs. Arizona State, 11/28/16

**Six Players Scored in Double Figures:** Malik Monk (23), Isaiah Briscoe (20), De'Aaron Fox (14), Bam Adebayo (12), Derek Willis (11), Wenyen Gabriel (10) vs. Arizona State, 11/28/16

**Seven Players Scored in Double Figures:** Randolph Morris (17), Kelenna Azubuike (15), Patrick Sparks (14), Chuck Hayes (12), Rajon Rondo (11), Ravi Moss (10) and Ramel Bradley (10) vs. Mississippi State 2/19/05,

**Four Players with 15 or more points:** Malik Monk (26), De'Aaron Fox (16), Bam Adebayo (15), Wenyen Gabriel (15) vs. UT Martin, 11/25/16

## DOUBLE-DOUBLES

**Double-Double:** De'Aaron Fox (14 points, 11 rebounds, 10 assists) vs. Arizona State, 11/28/16

**Triple-Double:** De'Aaron Fox (14 points, 11 rebounds, 10 assists) vs. Arizona State, 11/28/16

**20-10 (Rebs) Game:** Alex Poythress (21 points, 13 rebounds) vs. Eastern Kentucky, 12/9/15

**20-10 (Assts) Game:** Tyler Ulis (22 points, 11 assists) at Texas A&M, 2/20/16

**20-15 Game:** Julius Randle (23 points, 15 rebounds) vs. UNC Asheville, 11/8/13

**30-10 Game:** Tayshaun Prince (33 points, 11 rebounds) vs. Tennessee State, 12/22/98

**Back-to-Back 20-10 Games:** Julius Randle (3) 11/8/13 - 11/10/13

**Three Straight 20-10 Games:** Julius Randle (3) 11/8/13 - 11/12/13

**Double-Double in Points and Rebs.:** De'Aaron Fox (14 points, 11 rebounds) vs. Arizona State, 11/28/16

**Double-Double in Points and Assists:** De'Aaron Fox (14 points, 10 assists) vs. Arizona State, 11/28/16

**Double-Double in Points and Blocks:** Never

**Double-Double in Points and Steals:** Never

**Double-double in two consecutive games:** Tyler Ulis (19 pts, 11 assts) at Florida, (3/5/16), (14 pts, 14 assts) vs. LSU, 3/5/16)

**Double-double in three consecutive games:** - Julius Randle (19p, 15r) vs. Kansas State, 3/21/14; (13 p, 10 r), vs. Wichita State, 3/23/14; (15 p, 12 r), vs. Louisville, 3/28/14; (16 p, 11 r), vs. Michigan, 3/30/14

**Double-double in four consecutive games:** Julius Randle (19p, 15r) vs. Kansas State, 3/21/14; (13 p, 10 r), vs. Wichita State, 3/23/14; (15 p, 12 r), vs. Louisville, 3/28/14; (16 p, 11 r), vs. Michigan, 3/30/14

**Double-double in five consecutive game:** Julius Randle (14p, 10r) at Arkansas, (2/27/14); (10p, 15r) at South Carolina (3/1/14); (12 p, 11 r) vs. Alabama, (3/4/14); (16 p, 10 r) at Florida, (3/8/14); (17 p, 16 r) vs. LSU, (3/14/14); (12 p, 11 r) vs. Georgia, (3/15/14)

**Double-double in six consecutive games:** Julius Randle (14p, 10r) at Arkansas, (2/27/14); (10p, 15r) at South Carolina

(3/1/14); (12 p, 11 r) vs. Alabama, (3/4/14); (16 p, 10 r) at Florida, (3/8/14); (17 p, 16 r) vs. LSU, (3/14/14); (12 p, 11 r) vs. Georgia, (3/15/14)

**Double-double in seven consecutive games:** Julius Randle (7) 11/18/13-11/27/13

**Double-double in 10 consecutive games:** Jim Andrews, 1972-73 season

**Two players record double-doubles:** De'Aaron Fox (16 points, 11 assists), Wenyen Gabriel (10 points, 10 rebounds) vs. Cleveland State, 11/23/16

**Three players record double-doubles:** DeMarcus Cousins (19 pts, 14 rebs)/Patrick Patterson (19 pts, 10 rebs)/John Wall (18 pts, 10 rebs) at Mississippi State, 2/16/10

**Four players record double-doubles:** Jack Givens (30 pts, 13 rebs)/Kyle Macy (16 pts, 10 assts)/Mike Phillips (22 pts, 18 rebs)/Rick Robey (23 pts, 13 rebs) vs. Southern Methodist, 11/26/77

**Five players record double-doubles:** Never

## FIELD GOALS

**Made 12 FG in a game:** Jamal Murray (12) at Vanderbilt, 2/27/16

**Made 15 FG in a game:** Jodie Meeks (17) at Arkansas, 2/14/09

**Made 16 FG in a game:** Jodie Meeks (17) at Arkansas, 2/14/09

**Made 17 FG in a game:** Jodie Meeks (17) at Arkansas, 2/14/09

**Made 18 FG in a game:** Melvin Turpin (18) vs. Georgia, 3/8/84

**Made 19 FG in a game:** Dan Issel (19) vs. Alabama, 2/23/70

**Made 20 FG in a game:** Dan Issel (23) vs. Ole Miss, 2/7/70

**Made 21 FG in a game:** Dan Issel (23) vs. Ole Miss, 2/7/70

**Made 22 FG in a game:** Dan Issel (23) vs. Ole Miss, 2/7/70

**Made 23 FG in a game:** Dan Issel (23) vs. Ole Miss, 2/7/70

**Attempted 17 FG in a game:** Malik Monk (20) vs. Arizona State, 11/28/16

**Attempted 18 FG in a game:** Malik Monk (20) vs. Arizona State, 11/28/16

**Attempted 19 FG in a game:** Malik Monk (20) vs. Arizona State, 11/28/16

**Attempted 20 FG in a game:** Malik Monk (20) vs. Arizona State, 11/28/16

**Attempted 25 FG in a game:** Jodie Meeks (27) vs. VMI, 11/14/08

## 3-POINTERS

**Made 5 3-pointers in a game:** Malik Monk (7) vs. Michigan State, 11/15/16

**Made 6 3-pointers in a game:** Malik Monk (7) vs. Michigan State, 11/15/16

**Made 7 3-pointers in a game:** Malik Monk (7) vs. Michigan State, 11/15/16

**Made 8 3-pointers in a game:** Jamal Murray (8) vs. Florida, 2/6/16

**Made 9 3-pointers in a game:** Jodie Meeks (10) at Tennessee, 1/13/09

**Made 10 3-pointers in a game:** Jodie Meeks (10) at Tennessee, 1/13/09

**Made 11 3-pointers in a game:** Never

**Attempted 10 3-pointers in a game:** Malik Monk (10) vs. Arizona State, 11/23/16

**Attempted 15 3-pointers in a game:** Jodie Meeks (15) at Tennessee, 1/13/09

**Attempted 16 3-pointers in a game:** Derrick Miller (16) vs. LSU 2/15/90

**Attempted 17 3-pointers in a game:** Derrick Miller (19) vs. Kansas 12/6/89

**Attempted 18 3-pointers in a game:** Derrick Miller (19) vs. Kansas 12/6/89

**Attempted 19 3-pointers in a game:** Derrick Miller (19) vs. Kansas 12/6/89

**Made a 3-pointer in 10 straight games:** Jamal Murray (36), 11/13/15 - 3/19/16, Derek Willis (17), 1/12/16 - 3/17/16

**Made a 3-pointer in 15 straight games:** Jamal Murray (36), 11/13/15 - 3/19/16, Derek Willis (17), 1/12/16 - 3/17/16

**Made a 3-pointer in 20 straight games:** Jamal Murray (36), 11/13/15 - 3/19/16

**Made a 3-pointer in 30 straight games:** Jamal Murray (36), 11/13/15 - 3/19/16

**Made two 3-pointers in 10 straight games:** Jamal Murray (17), 1/23/16 - 3/17/16

**Made three 3-pointers in 10 straight games:** Gerald Fitch (20) 1/14/03 - 3/23/03

**Made three 3-pointers in 15 straight games:** Gerald Fitch (20) 1/14/03 - 3/23/03

**Made three 3-pointers in 20 straight games:** Gerald Fitch (20) 1/14/03 - 3/23/03

**Made three 3-pointers in 25 straight games:** Keith Bogans (29) 3/14/02 - 2/26/03

## FREE THROWS

**Made 8 FT in a game:** De'Aaron Fox (9) vs. Canisius, 11/13/16

**Made 9 FT in a game:** De'Aaron Fox (9) vs. Canisius, 11/13/16

**Made 10 FT in a game:** Tyler Ulis (12) at Tennessee, 2/2/16

**Made 11 FT in a game:** Tyler Ulis (12) at Tennessee, 2/2/16

**Made 12 FT in a game:** Tyler Ulis (12) at Tennessee, 2/2/16

**Made 13 FT in a game:** Tyler Ulis (14) at Arkansas, 1/21/16

**Made 14 FT in a game:** Tyler Ulis (14) at Arkansas, 1/21/16

**Made 15 FT in a game:** Rodrick Rhodes (16) vs. Ole Miss 1/18/95

**Made 16 FT in a game:** Rodrick Rhodes (16) vs. Ole Miss 1/18/95

**Made 17 FT in a game:** Dwight Anderson (18) vs. Mississippi State 2/12/79

**Made 18 FT in a game:** Dwight Anderson (18) vs. Mississippi State 2/12/79

**Attempted 10 FT in a game:** Bam Adebayo (13) vs. Canisius, 11/13/16

**Attempted 15 FT in a game:** Tyler Ulis (15) at Arkansas, 1/21/16

**Attempted 20 FT in a game:** Heshimu Evans (20) vs. Ole Miss 3/5/99

## REBOUNDS

**15 Rebs:** Julius Randle (15) vs. Kansas State, 3/21/14

**16 Rebs:** Julius Randle (16) vs. LSU, 3/14/14

**20 Rebs:** Jared Prickett (20) vs. Arkansas 2/9/94

**25 Rebs:** Mike Phillips (28) vs. Tennessee 1/10/76

**30 Rebs:** Cotton Nash (30) vs. Ole Miss 2/8/64

**34 Rebs:** Bob Burrow (34) vs. Temple 12/10/55

**10+ Rebs in three consecutive games:** Julius Randle (4) 3/21/14 - 3/30/14

**10+ Rebs in four consecutive games:** Julius Randle (4) 3/21/14 - 3/30/14



## THE LAST TIME ...

**10+ Rebs in five consecutive games:** Julius Randle (10) 2/12/14 - 3/15/14

**10+ Rebs in six consecutive games:** Julius Randle (10) 2/12/14 - 3/15/14

**10+ Rebs in seven consecutive games:** Julius Randle (10) 2/12/14 - 3/15/14

**10+ Rebs in eight consecutive games:** Julius Randle (10) 2/12/14 - 3/15/14

**10+ Rebs in nine consecutive games:** Julius Randle (10) 2/12/14 - 3/15/14

**10+ Rebs in 10 consecutive games:** Julius Randle (10) 2/12/14 - 3/15/14

**Two players had 10 rebounds:** Derek Willis (12) and Tyler Ulis (10) at Auburn, 1/16/16

**Three players had 10 rebounds:** Michael Kidd-Gilchrist (19), Terrence Jones (11), Anthony Davis (10) vs. Louisville, 12/31/11

## ASSISTS

**6 Assists:** De'Aaron Fox (10) vs. Arizona State, 11/28/16

**7 Assists:** De'Aaron Fox (10) vs. Arizona State, 11/28/16

**8 Assists:** De'Aaron Fox (10) vs. Arizona State, 11/28/16

**9 Assists:** De'Aaron Fox (10) vs. Arizona State, 11/28/16

**10 Assists:** De'Aaron Fox (10) vs. Arizona State, 11/28/16

**11 Assists:** De'Aaron Fox (11) vs. Cleveland State, 11/23/16

**12 Assists:** De'Aaron Fox (12) vs. Stephen F. Austin, 11/11/16

**13 Assists:** Tyler Ulis (14) vs. LSU, 3/5/16

**14 Assists:** Tyler Ulis (14) vs. LSU, 3/5/16

**15 Assists:** John Wall (16) vs. Hartford, 12/29/09

**16 Assists:** John Wall (16) vs. Hartford, 12/29/09

**5+ Assists in Four Consecutive Games:** De'Aaron Fox (4) 11/15/16 - 11/25/16

**8+ Assists in Two Consecutive Games:** Tyler Ulis (2) 3/1/16 - 3/5/16

## BLOCKS

**4 Blocks:** Skal Labissiere (6) vs. Stony Brook, 3/17/16

**5 Blocks:** Skal Labissiere (6) vs. Stony Brook, 3/17/16

**6 Blocks:** Skal Labissiere (6) vs. Stony Brook, 3/17/16

**7 Blocks:** Karl-Anthony Towns (7) vs. Vanderbilt, 1/20/15

**8 Blocks:** Willie Cauley-Stein (9) vs. Boise State, 12/10/13

**9 Blocks:** Willie Cauley-Stein (9) vs. Boise State, 12/10/13

**10 Blocks:** Nerlens Noel (12) at Ole Miss, 1/29/13

**11 Blocks:** Nerlens Noel (12) at Ole Miss, 1/29/13

**12 Blocks:** Nerlens Noel (12) at Ole Miss, 1/29/13

## STEALS

**4 Steals:** Isaiah Briscoe (4) vs. Duquesne, 11/20/16

**5 Steals:** Tyler Ulis (6) vs. Ole Miss, 1/2/16

**6 Steals:** Tyler Ulis (6) vs. Ole Miss, 1/2/16

**7 Steals:** Rajon Rondo (8) vs. Mississippi State, 2/19/05

**8 Steals:** Rajon Rondo (8) vs. Mississippi State, 2/19/05

## MINUTES

**Played every minute:** Tyler Ulis (45) vs. Texas A&M, 3/13/16

**Played 40+ minutes:** Tyler Ulis (45) vs. Texas A&M, 3/13/16

**Played more than 50 minutes:** Patrick Patterson (50) vs. Vanderbilt, 1/12/08

**Technical Foul:** Isaac Humphries at Texas A&M, 2/20/16

## FOULS

**Fouled Out:** Tyler Ulis, vs. Indiana, 3/19/16

**Two Players Fouled Out:** Isaiah Briscoe and Alex Poythress, at Florida, 3/1/16

**Three Players Fouled Out:** Skal Labissiere, Marcus Lee, Alex Poythress, Derek Willis, at Kansas, 1/30/16

**Four Players Fouled Out:** Skal Labissiere, Marcus Lee, Alex Poythress, Derek Willis, at Kansas, 1/30/16

## TEAM

## STARTS

**Started four freshmen:** Bam Adebayo, De'Aaron Fox, Weneny Gabriel, Malik Monk vs. Arizona State, 11/28/16

**Started five freshmen:** Aaron Harrison, Andrew Harrison, Dakari Johnson, Julius Randle, James Young vs. Connecticut, 4/7/14

## SCORING

**Scored 90 or More Points:** 115 vs. Arizona State, 11/28/16 (W, 115-69)

**Scored 90 or More Points (SEC Game):** 94 vs. LSU, 3/5/16 (W, 94-77)

**Scored 100 or More Points:** 115 vs. Arizona State, 11/28/16 (W, 115-69)

**Scored 100 or More Points (SEC Game):** 110 vs. Auburn, 2/21/15 (W, 110-75)

**Scored 110 or More Points:** 115 vs. Arizona State, 11/28/16 (W, 115-69)

**Scored 120 or More Points (SEC Game):** 110 vs. Auburn, 2/21/15 (W, 110-75)

**Scored 120 or More Points:** 120 vs. Vanderbilt, 2/7/96 (W, 120-81)

**Scored 120 or More Points (SEC Game):** 120 vs. Vanderbilt, 2/7/96 (W, 120-81)

**Scored 130 or More Points:** 143 vs. Georgia, 2/27/56 (W, 143-66)

**Scored 140 or More Points:** 143 vs. Georgia, 2/27/56 (W, 143-66)

**Scored 150 or More Points:** Never

**Scored Less than 50 Points:** 48 vs. Vanderbilt, 3/15/13 (L, 64-48)

**Scored 100 Points in Two Consecutive Games:** vs. Cleveland State (11/23/16), vs. UT Martin (11/25/16), vs. Arizona State (11/28/16)

**Scored 100 Points in Three Consecutive Games:** vs. Cleveland State (11/23/16), vs. UT Martin (11/25/16), vs. Arizona State (11/28/16)

**Scored 100 Points in Consecutive SEC Games:** 2/27/56-3/3/56

## OPPONENT SCORING

**Allowed 90 or More Points:** 90 at Kansas, 1/30/16 (L, 90-84)

**Allowed 90 or More Points (SEC Game):** 90 by Georgia, 3/4/09 (L, 90-85)

**Allowed 100 or More Points:** 111 by VMI, 11/14/08 (L, 111-103)

**Allowed 100 or More Points (SEC Game):** 101 by Arkansas, 2/10/93 (L, 101-94)

**Allowed Less Than 50 Points:** 48 vs. Michigan State, 11/15/16 (W, 69-48)

**Allowed Less Than 50 Points (SEC):** 48 vs. Georgia, 2/9/16 (W, 82-48)

## SHOOTING PERCENTAGES

**Shot 70% from the field:** .722 vs. Mississippi St., 2/15/86

**Shot 65% from the field:** .677 vs. LIU Brooklyn, 11/23/12

**Shot 30% or less from the field:** .281 at Texas A&M (1/10/15)

**Allowed 50% shooting:** .529 vs. Mississippi State, 1/12/16

**Allowed 60% shooting:** .640 by Florida, 3/4/07

**Allowed 20% or less shooting:** .197 by Montana State, 11/23/14 (12-61)

**Allowed 30% or less shooting:** .263 by Stony Brook, 3/17/16 (20-76)

**Held opponent to zero 3-pointers:** at Auburn, 1/19/13 (0-15)

## FREE THROWS

**Shot 90% or Better from Free Throw Line:** 90.0 (9-10) vs. Wisconsin (4/4/15)

**Shot 100% from Free Throw Line:** 11-11 vs. Florida, 2/7/12

**Shot 50% or Less from Free Throw Line:** .435 (10-23) at Vanderbilt, 2/27/16

**Attempted 40 FT:** vs. Illinois State (46), 11/30/15

**Attempted five or less FT:** vs. South Carolina (4) 1/21/06

**Made 30 FT:** 30 vs. Auburn, 3/14/15 (30-35)

## 3-POINTERS

**Hit 10 3-pointers:** 11 vs. Arizona State, 11/28/16 (11-28)

**Hit 11 3-pointers:** 11 vs. Arizona State, 11/28/16 (11-28)

**Hit 12 3-pointers:** 13 vs. Alabama, 3/11/16 (13-22)

**Hit 13 3-pointers:** 13 vs. Alabama, 3/11/16 (13-22)

**Hit 14 3-pointers:** 15 vs. Georgia, 3/1/12 (15-27)

**Hit 15 3-pointers:** 15 vs. Georgia, 3/1/12 (15-27)

**Hit 16 3-pointers:** 16 vs. UNC-Asheville, 12/23/96 (16-33)

**Hit 17 3-pointers:** 20 vs. LSU, 3/4/95 (20-35)

**Hit 18 3-pointers:** 20 vs. LSU, 3/4/95 (20-35)

**Hit 19 3-pointers:** 20 vs. LSU, 3/4/95 (20-35)

**Hit 20 3-pointers:** 20 vs. LSU, 3/4/95 (20-35)

**Hit 21 3-pointers:** 21 vs. North Carolina, 12/27/89 (21-48)

**Hit 22 3-pointers:** Never

## SCORING MARGINS

**Won game by 50 points or more:** 58 vs. Montana State (W, 86-28) 11/23/14

**Won game by 60 points or more:** 62 vs. Vanderbilt (W, 106-44) 3/5/03

**Won game by 70 points or more:** 74 vs. Tennessee-Martin (W, 124-50) 11/26/94

**Lost game by 30 points or more:** 30 at Tennessee (L, 88-58) 2/16/13

**Lost game by 40 points or more:** 41 at Vanderbilt (L, 93-52) 2/12/08

**Lost game by 50 points or more:** 55 at Kansas (L, 150-95) 12/9/89

**Lost game by 60 points or more:** 70 vs. Central (L, 87-17) 1/28/1910

**Lost game by 70 points or more:** 70 vs. Central (L, 87-17) 1/28/1910

**Game decided by one point:** vs. Wisconsin, 4/5/14 (W, 74-73)

**Game decided by two points:** at Texas A&M, 2/20/16 (L, 79-77)

**Game decided by three points:** vs. Ole Miss, 1/6/15 (W, 89-86)

**Two consecutive games decided by one point:** vs. North Carolina (W, 73-72) 12/3/11 and at Indiana (L, 73-72) 12/10/11

**Three consecutive games decided by one point:** Never

**Two consecutive games decided by two points:** at Ole Miss (L, 71-69) 2/1/11 and Florida (L, 70-68) 2/5/11

**Came back from 18-point deficit for win:** W, 72-70 vs. Miami Univ. (11/16/09); Trailed 36-18 (7:04 in 1st)

**Came back from 19-point deficit for win:** W, 80-77 vs. Florida (3/2/94); Trailed 33-14 (7:00 in 1st)

**Came back from 20-point deficit for win:** W, 99-95 at LSU (2/15/94); Trailed 68-37 (15:34 in 2nd)

**Came back from 30-point deficit for win:** W, 99-95 at LSU (2/15/94); Trailed 68-37 (15:34 in 2nd)

**Came back from 31-point deficit for win:** W, 99-95 at LSU (2/15/94); Trailed 68-37 (15:34 in 2nd)

## REBOUNDS

**Pulled down 50 rebounds:** 59 (20-39) vs. Arizona State, 11/28/16

**Pulled down 55 rebounds:** 59 (20-39) vs. Arizona State, 11/28/16

**Pulled down 60 rebounds:** 62 (19-43) vs. Morehead State, 12/16/96

## OVERTIME GAMES

**Played an Overtime Game:** vs. Texas A&M, 3/13/16 (W, 82-77 OT)

**Won an Overtime Game:** vs. Texas A&M, 3/13/16 (W, 82-77 OT)

**Played an SEC Overtime Game:** at Texas A&M, 2/20/16 (L, 79-77 OT)

**Won an SEC Overtime Game:** at Texas A&M, 1/10/15 (W, 70-64 2OT)

**Lost an Overtime Game:** at Texas A&M, 2/20/16 (L, 79-77 OT)

**Lost an SEC Overtime Game:** at Texas A&M, 2/20/16 (L, 79-77 OT)

**Played an Overtime Game in SEC Tournament:** vs. Texas A&M, 3/13/16 (W, 82-77 OT)

**Won an Overtime Game in SEC Tournament:** vs. Texas A&M, 3/13/16 (W, 82-77 OT)

**Played Two Overtimes:** at Texas A&M, 1/10/15 (W, 70-64 2ot)

**Played Three Overtimes:** vs. Temple 12/7/57 (W, 85-83)

**Played Four Overtimes:** Never played four overtime game

**Played consecutive games that went to overtime:** 1/6/15 vs. Ole Miss (W, 89-86) and 1/10/15 at Texas A&M (70-64)







**The GREATEST tradition in the history of college basketball.**

## FAST FACTS

Year Opened:	1976
First Game:	Nov. 27, 1976
All-Time Record:	551-64 (.89.6)
Record Under Coach Cal:	124-4 (.96.9)
Capacity:	23,000
Record Crowd:	24,479 (Jan. 20, 2010)
Longest Winning Streak:	54 (11/9/10-12/1/12)
Current Winning Streak:	42 (3/4/14 - Present)

## YEAR-BY-YEAR RECORDS

Season	W-L	Pct.	Start
2016-17	5-0	1.000	5-0
2015-16	17-0	1.000	17-0
2014-15	19-0	1.000	19-0
2013-14	16-2	.889	14-0
2012-13	16-2	.889	3-0
2011-12	18-0	1.000	18-0
2010-11	15-0	1.000	15-0
2009-10	18-0	1.000	18-0
2008-09	12-6	.667	3-0
2007-08	14-4	.778	1-0
2006-07	14-2	.875	10-0
2005-06	10-5	.667	4-0
2004-05	14-1	.933	7-0
2003-04	11-2	.846	3-0
2002-03	12-1	.923	1-0
2001-02	12-3	.800	0-1
2000-01	11-1	.917	0-1
1999-2000	14-0	1.000	14-0
1998-99	12-1	.923	6-0
1997-98	9-3	.750	4-0
1996-97	12-1	.923	12-0
1995-96	13-0	1.000	13-0
1994-95	12-1	.923	2-0
1993-94	13-1	.929	11-0
1992-93	16-0	1.000	16-0
1991-92	15-2	.882	1-0
1990-91	13-0	1.000	13-0
1989-90	13-2	.867	5-0
1988-89	8-6	.571	0-1
1987-88	14-2	.875	8-0
1986-87	13-2	.867	5-0
1985-86	18-0	1.000	18-0
1984-85	11-3	.786	1-0
1983-84	16-0	1.000	16-0
1982-83	14-1	.933	8-0
1981-82	15-1	.938	15-0
1980-81	15-0	1.000	15-0
1979-80	12-3	.800	6-0
1978-79	11-4	.733	3-0
1977-78	16-0	1.000	16-0
1976-77	12-2	.857	4-0
<b>Total</b>	<b>551-64</b>	<b>.896</b>	

## NEED-TO-KNOW NOTES

### Cats Rock at Rupp

UK has won 207 of its last 234 home games, including a 54-game winning streak in the venerable arena to begin the John Calipari era. All-time, the Wildcats are 551-64 (.896) in Rupp Arena.

Among the most notable marks of dominance in the nation's toughest venue to play include:

- The Wildcats are 293-40 (.880) in regular-season SEC games in the building
- Kentucky set a new program home record of 19 wins in 2014-15
- UK is currently on a 42-game winning streak at Rupp Arena, dating back to 2013-14, which is the second-longest such streak in the nation
- Kentucky's .969 winning percentage at home since the 2009-10 season (Calipari's first at UK) is the best mark in the country during that timeframe
- The Wildcats have gone undefeated at home in five of John Calipari's seven seasons, including the last two
- Overall, UK has posted a perfect mark in 13 of Rupp Arena's 40 seasons

### Cal Owns Longest Win Streaks in Rupp

With UK's 2011-12 season-opening victory over Marist, UK head coach John Calipari recorded his 34th consecutive win in Rupp Arena as UK's head coach. It broke former UK head coach Rick Pitino's longest streak of 33 games in the venue.

The winning streak reached as long as 54 games. Calipari didn't suffer his first loss in Rupp Arena until losing to Baylor in his fourth season. The 54-game run, however, was his longest career winning streak. He currently also owns the second-longest streak in the arena as the Cats have won 42 straight dating back to the 2013-14 season.

### Pack the House

Kentucky has led the nation in average home attendance in 18 of the last 21 seasons, including a Rupp Arena

record of 24,110 in John Calipari's first season (2009-10) as head coach.

- Kentucky averaged 23,362 fans during the 2015-16 season
- UK has averaged 23,000 or more fans in six of Calipari's seven seasons

### The Top-Ranked Team at Home

Kentucky has lost just twice at home as the Associated Press top-ranked team in the history of the program and just once in Rupp Arena. Both losses came by just one point.

The Wildcats are 53-1 all-time as the AP No. 1 team in Rupp Arena since its opening in 1976. The lone loss was to Auburn, 53-52, on Jan. 9, 1988.

### Coach Cal in Rupp Arena

It's been downright difficult to beat the Wildcats at Rupp Arena during the John Calipari era. UK is 124-4 (.969) at Rupp Arena under Calipari.

- UK is 16-1 vs. ranked opponents in Rupp in the Calipari era
- The Wildcats are 108-3 (.973) vs. unranked teams in Rupp under Calipari
- UK is 67-1 (.985) at home vs. nonconference foes under Calipari. The only loss was against Baylor on Dec. 1, 2012
- Calipari notched his 100th career win at Rupp Arena as UK's coach with the Wildcats' 110-75 rout of Auburn on Feb. 21, 2014. It took Calipari just 104 games to reach the century mark at home, the fastest of any UK coach

### Cal Passes Hall for Rupp Record

With a 101-70 victory over Cleveland State on Nov. 23, John Calipari passed former UK head coach Joe B. Hall for the wins in Rupp Arena history.

Calipari currently has 124 victories inside the historic venue. Hall won 122.

## TOP 10 ATTENDANCES

No.	Att.	Opponent	Date	Result
1	24,479	Louisville	1/20/10	W, 71-62
2	24,468	N. Carolina	12/5/09	W, 68-66
3	24,465	Florida	2/10/07	L, 64-61
4	24,459	Florida	2/4/03	W, 70-55
5	24,432	Louisville	12/17/05	W, 73-61
6	24,428	Florida	3/7/15	W, 67-50
7	24,425	Florida	2/15/14	L, 69-59
8	24,416	Arkansas	2/28/15	W, 84-67
9	24,414	LSU	3/5/16	W, 94-77
10	24,412	Louisville	12/26/15	W, 75-73

## 2016-17 ATTENDANCES

No.	Att.	Opponent	Date	Result
1	23,324	UT Martin	11/15/16	W, 111-76
2	22,683	SFA	11/11/16	W, 87-64
3	22,441	Cleveland St.	11/23/16	W, 101-70
4	22,009	Canisius	11/13/16	W, 93-69
5	21,394	Asbury (exh.)	11/6/16	W, 156-63
6	21,327	Duquesne	11/20/16	W, 93-59
7	20,009	Clarion (exh.)	10/30/16	W, 108-51



## UK VS. AP RANKED FOES

## In John Calipari Era (2009-Present)

## 45-17, 13-5 SEC

vs. No. 13 Michigan St. (New York)	Nov. 15, 2016	W, 69-48
vs. No. 14 Indiana	March 19, 2016	L, 73-67
vs. No. 17 Texas A&M (SEC)	March 13, 2016	W, 82-77
at No. 4 Kansas	Jan. 30, 2016	L, 90-84
vs. No. 16 Louisville	Dec. 27, 2015	W, 75-73
vs. No. 5 Duke (Chicago)	Nov. 17, 2015	W, 74-63
vs. No. 3 Wisconsin (NCAA)	April 4, 2015	L, 71-64
vs. No. 8 Notre Dame (NCAA)	March 28, 2015	W, 68-66
vs. No. 20 W. Virginia (NCAA)	March 26, 2015	W, 78-39
vs. No. 18 Arkansas (SEC)	March 15, 2015	W, 78-63
vs. No. 18 Arkansas	Feb. 28, 2015	W, 84-67
at No. 4 Louisville	Dec. 27, 2014	W, 58-50
vs. No. 21 North Carolina	Dec. 13, 2014	W, 84-70
vs. No. 6 Texas	Dec. 5, 2014	W, 63-51
vs. No. 5 Kansas (Indianapolis)	Nov. 18, 2014	W, 72-40
vs. No. 18 UConn (NCAA)	April 7, 2014	L, 60-54
vs. No. 12 Wisconsin (NCAA)	April 5, 2014	W, 74-73
vs. No. 7 Michigan (NCAA)	March 30, 2014	W, 75-72
vs. No. 5 Louisville (NCAA)	March 28, 2014	W, 74-69
vs. No. 2 Wichita St. (NCAA)	March 23, 2014	W, 78-76
vs. No. 1 Florida (SEC)	March 16, 2014	L, 61-60
at No. 1 Florida	March 8, 2014	L, 84-65
vs. No. 3 Florida	Feb. 15, 2014	L, 69-59
vs. No. 4 Louisville	Dec. 28, 2013	W, 73-66
at No. 18 North Carolina	Dec. 14, 2013	L, 82-77
vs. No. 20 Baylor (Dallas)	Dec. 6, 2013	L, 67-62
vs. No. 2 Michigan St. (Chicago)	Nov. 12, 2013	L, 78-74
vs. No. 11 Florida	March 9, 2013	W, 61-57
at No. 7 Florida	Feb. 12, 2013	L, 69-52
at No. 16 Ole Miss	Jan. 29, 2013	W, 87-74
at No. 4 Louisville	Dec. 29, 2012	L, 80-77
vs. No. 9 Duke (Atlanta)	Nov. 13, 2012	L, 75-68
vs. No. 6 Kansas (NCAA)	April 2, 2012	W, 67-59
vs. No. 17 Louisville (NCAA)	March 31, 2012	W, 69-61
vs. No. 9 Baylor (NCAA)	March 25, 2012	W, 82-70
vs. No. 16 Indiana (NCAA)	March 23, 2012	W, 87-71
vs. No. 22 Florida	March 10, 2012	W, 74-71
at No. 16 Florida	March 4, 2012	W, 74-59
vs. No. 8 Florida	Feb. 7, 2012	W, 78-58
vs. No. 4 Louisville	Dec. 31, 2011	W, 69-62
vs. No. 5 North Carolina	Dec. 3, 2011	W, 73-72
vs. No. 12 Kansas (New York)	Nov. 15, 2011	W, 75-65
vs. No. 9 UConn (NCAA)	April 2, 2011	L, 56-55
vs. No. 7 N. Carolina (NCAA)	March 27, 2011	W, 76-69
vs. No. 1 Ohio State (NCAA)	March 25, 2011	W, 62-60
vs. No. 22 W. Virginia (NCAA)	March 19, 2011	W, 71-63
vs. No. 12 Florida (SEC)	March 13, 2011	W, 70-54
vs. No. 21 Vanderbilt	March 1, 2011	W, 68-66
vs. No. 13 Florida	Feb. 26, 2011	W, 76-68
at No. 21 Vanderbilt	Feb. 12, 2011	L, 81-77
at No. 22 Louisville	Dec. 31, 2010	W, 78-63
vs. No. 23 N. Dame (Louisville)	Dec. 8, 2010	W, 72-58
vs. No. 13 Washington (Maui)	Nov. 23, 2010	W, 74-67
vs. No. 6 W. Virginia (NCAA)	March 27, 2010	L, 73-66
vs. No. 15 Tennessee (SEC)	March 13, 2010	W, 74-45
at No. 19 Tennessee	Feb. 27, 2010	L, 74-65
at No. 17 Vanderbilt	Feb. 20, 2010	W, 58-56
vs. No. 12 Tennessee	Feb. 13, 2010	W, 73-62
vs. No. 25 Ole Miss	Feb. 2, 2010	W, 85-75
vs. No. 21 Vanderbilt	Jan. 30, 2010	W, 85-72
vs. No. 14 UConn (New York)	Dec. 9, 2009	W, 64-61
vs. No. 10 North Carolina	Dec. 5, 2009	W, 68-66

## Calipari's Record at UK vs:

vs. No. 1	1-2
vs. Top 3	2-5
vs. Top 5	9-7
vs. Top 10	17-11
vs. Top 15	27-12
vs. Top 20	35-16
vs. Top 25	45-17

Home	16-1
Away	5-7
Neutral	24-9
SEC Tourney	4-1
NCAA Tourney	13-5

## First-Ballot Hall of Famer

Kentucky men's basketball coach John Calipari joined basketball's fraternity of legends in September 2015 after being elected to the Naismith Memorial Basketball Hall of Fame on the first ballot.

Calipari joined an elite group of basketball players and coaches in the Naismith Hall of Fame, considered to be one of the ultimate honors in the sport.

The Class of 2015 included Calipari, Dick Bevetta, Wildcat Louie Dampier, Lindsay Gaze, Tom Heinsohn, John Isaacs, Spencer Haywood, Lisa Leslie, Dikembe Mutombo, George Raveling and JoJo White.

## Calipari Wins 200th Career Game at UK in Record Time

With a thrilling 75-73 victory over rival Louisville on Dec. 26, John Calipari captured his 200th career win at Kentucky faster than any coach in UK history -- and nearly faster than anyone has ever done it at any other school.

Calipari reached the 200-win plateau in his 240th career game at Kentucky. Rick Pitino, previously the fastest to 200 wins at UK prior to Calipari, didn't capture his 200th Wildcat win until his 249th game. The legendary Adolph Rupp reached 200 during his 250th game.

Not only did Calipari reach the 200-win mark in record pace at Kentucky, he also nearly set the all-time Division I mark. With the win over U of L, he became the second-fastest Division I men's basketball coach to reach 200 victories at a single school, behind only LIU-Brooklyn's Clair Bee, who achieved the feat in 231 games.

Calipari is one of just 11 head coaches in Division I men's basketball history with at least 200 victories at two different schools and just the fifth coach at Kentucky to reach the 200-win plateau.

He's currently the only coach in NCAA history with at least 189 victories at three different schools.

Here's a look at some of the more impressive numbers in Calipari's journey to 200 wins:

- UK beat Florida more than anyone else during the first 200 wins, defeating the Gators 11 times
- Likewise, Kentucky beat Louisville (eight times) more than any other nonconference opponent
- Calipari defeated 89 different Division I schools (25.4 percent) of current Division I schools) during the run
- A total of 176 wins came with UK ranked in the AP Top 25, and 66 of them were while UK was No. 1

## UMass Raises Banner in Calipari's Honor

As part of a 20th anniversary celebration of the UMass men's basketball 1995-96 Final Four team, the UMass Department of Athletics honored John Calipari on Dec. 16 prior to its game against New Orleans by raising a banner into the rafters at the Mullins Center.

Calipari's banner joined the retired jerseys of five all-time Minutemen: George "Trigger" Burkey, Marcus Camby, Julius "Dr. J" Irving, Lou Roe and Al Skinner.

- Calipari began his head coaching career at UMass where he turned the Minutemen into a national powerhouse from 1988-96
- In addition to the 1995-96's team's 35-2 record and the Final Four appearance, Calipari led the Minutemen to the 1991-92 NCAA Sweet 16, the 1992-93 and 1993-94 NCAA second round, and the 1994-95 NCAA Elite Eight. UMass won five straight Atlantic 10 titles during that span as well

## Nearly Unanimous

John Calipari collected nearly every major national coach of the year award after guiding the historic 2014-15 Wildcats to a perfect regular season and eventually a fourth Final Four appearance in five seasons. Among the awards Calipari won in 2014-15:

- Associated Press National Coach of the Year
- Naismith National Coach of the Year
- NABC National Coach of the Year
- The Sporting News National Coach of the Year
- Adolph Rupp National Coach of the Year
- SEC Coach of the Year
- 2015 USBWA District IV Coach of the Year

## 600 On-Court Victories

With a win over No. 5 Kansas on Nov. 18, 2014, John Calipari claimed his 600th on-court victory as a Division I head coach. He became the 13th active Division I coach to achieve the feat.

## Calipari at No. 1

John Calipari is one of just two coaches (Frank McGuire) to lead three programs to a No. 1 ranking. With UK's No. 1 ranking in 2016-17, Calipari has guided six of his last eight and seven of his last 10 teams to the No. 1 ranking (and the ninth time he's done it overall).

When Coach Cal's teams have been at the top, they're been difficult to knock off:

- Calipari is 110-11 (.909) as the top-ranked Associated Press Top 25 coach in the country
- He's 69-6 (.920) when his team is at the top of the AP Top 25 as UK's head coach

## AHEAD OF THE BARON OF THE BLUEGRASS

- Legendary coach Adolph Rupp won 876 career games while he was the coach of UK. He also led Kentucky to five NCAA titles during his 41-year tenure.
- John Calipari is ahead of the pace with the legend as far as victories to begin his career at UK. Also, Calipari (.827) is ahead of Rupp (.822) in total UK career winning percentage.

Coach	Games	Record	Next Game (272nd Game)
John Calipari	271	224-47	Dec. 3 vs. UCLA
Rick Pitino	270	220-50	End of UK coaching career at 270th game
Adolph Rupp	271	215-56	lost to Great Lakes Navy (March 6, 1943)
Tubby Smith	271	215-56	def. LSU 79-78 (March 12, 2005)
Joe B. Hall	271	205-66	def. Akron 83-64 (Nov. 28, 1981)

- Calipari tallied a 32-4 mark at UMass when the Minutemen were No. 1 and he was 9-1 at Memphis when he had the Tigers at the pinnacle of the rankings
- Calipari (110) trails only Duke's Mike Krzyzewski (193) in active coaches with victories as the No. 1 head coach
- Calipari has coached 121 career games as a No. 1 team, the fourth most in NCAA history, trailing John Wooden (228), Krzyzewski (233) and Adolph Rupp (131)
- Among coaches who have owned a No. 1 ranking in at least 119 games, Calipari's winning percentage of .909 trails only Wooden (.952), and is ahead of active coaches Krzyzewski (.870) and Roy Williams (.849)

### There's No Place Like Home

Since the 2000 season, John Calipari-coached teams have posted a 277-22 (.926) record at home through Nov. 23. At UK, Coach Cal is 124-4 (.969) in Rupp Arena.

In five of Calipari's seven full seasons at Kentucky, the Wildcats have posted an undefeated record at home, including a school-record 19-0 mark during the 2014-15 season.

Calipari owns both of UK's longest winning streaks in the arena. He began his career at UK with a 54-game winning streak at Rupp Arena. It was the longest winning streak since the arena opening in 1976. With a win over Georgia on Feb. 9, 2016, he secured the second-longest streak in the storied building at 34 games.

Coach	Streak (Yrs)
1. <b>John Calipari</b>	<b>54 (2010-13)</b>
2. <b>John Calipari</b>	<b>42 (2014-17)</b>
3. Rick Pitino	33 (1992-94)
4. Joe B. Hall	30 (1981-82)
5. Rick Pitino	27 (1995-97)

### Life on the Road Isn't So Bad Either

As good as John Calipari's team's have been at home, they're nearly as good in hostile environments on the road. Dating back to the 2005-06 season, Calipari has recorded a 80-34 (.702) record on the road.

### Calipari Unrivaled in Conference

John Calipari has won 14 league championships (including the 2010, 2012, 2015 and 2016 SEC championships) seven more than the next-closest coach in the SEC (Ben Howland has seven conference titles). With a 2016 SEC Tournament championship, Calipari now owns 13 conference tournament titles, eight more than his closest competitor (Howland).

He's tallied a 303-91 (.769) all-time record within conference play as a head coach and owns a 96-24 (.800) record since joining the SEC.

### 30 is the new 20

With a home win vs. Tennessee on Feb. 18, 2016, John Calipari notched his 22nd consecutive season of 20 or more on-court wins as a collegiate head coach. He leads all active coaches with that streak, ahead of Mike Krzyzewski of Duke (20), Bill Self (18) and Jim Boeheim (17).

More impressive, Calipari has nine seasons with 30 or more on-court wins. Only Mike Krzyzewski (13) and Roy Williams (10) have more.

Calipari is the first coach in NCAA Division I history to record five straight on-court 30-win seasons, notching 30 straight in consecutive seasons from 2005-06 to 2009-10.

### The Success Rate

John Calipari has graduated 100 percent of the players (14 of 14) who have been eligible to receive their diploma by the end of their senior years and exhausted their athletic eligibility. Of that group, Patrick Patterson, Jarrod Polson and Alex Poythress completed their degrees in three years.

In the NCAA's APR, which measures eligibility, retention and graduation, UK has posted a single-year Academic Progress Rate of 977 or higher in every season under Calipari, including a perfect 1,000 in the last three single-year reports. Kentucky's four-year composite score in the most recent report, which was released in June, was a 1,000, earning the team an NCAA academic award for the second year in a row for finishing in the top 10 percent of Division I men's basketball programs.

Under Calipari, the team (scholarship competing players) has also posted a 3.0 grade-point average or better in seven of the last 11 semesters.

### Dream Maker

As someone who prides himself on helping young men reach their dreams, Coach Cal has helped 39 players get selected in the NBA Draft during his college coaching career, including 28 over his first seven seasons at Kentucky, which is more than double any other coach.

- Four No. 1 overall selections (Derrick Rose, John Wall, Anthony Davis and Karl-Anthony Towns) during the nine drafts

### TRACKING UK HEAD COACHES

First 50 Games		First 100 Games		First 150 Games		First 200 Games		First 250 Games	
Calipari	45-5	Rupp	89-11	Rupp	125-25	Rupp	163-37	Calipari	206-44
Smith	45-5	Calipari	87-13	Calipari	124-26	Calipari	163-37	Pitino	203-47
Rupp	43-7	Smith	80-20	Smith	116-34	Pitino	157-43	Rupp	199-51
Hall	32-18	Pitino	73-27	Pitino	114-36	Smith	154-46	Smith	197-53
Pitino	31-19	Hall	67-33	Hall	110-40	Hall	148-52	Hall	189-61

### CALIPARI AT NO. 1

#### Record as AP Top-Ranked Coach Since 2009-10

Coach	Schools	Records
1. John Calipari	Kentucky	69-6
2. Bill Self	Kansas	37-6
3. Mike Krzyzewski	Duke	28-5
4. Jim Boeheim	Syracuse	15-4
5. Tom Crean	Indiana	14-3
6. Thad Matta	Ohio State	13-2
7. Sean Miller	Arizona	12-1
8. Billy Donovan	Florida	11-1
9. Tom Izzo	Michigan State	9-2
10. Roy Williams	North Carolina	8-2

#### Record as AP Top-Ranked Coach Active

Coach	Schools	Records
1. Mike Krzyzewski	Duke	193-29
2. John Calipari	UK, Memphis, UMass	110-11
3. Roy Williams	UNC, Kansas	95-18
4. Bill Self	Kansas	39-7
5. Bruce Weber	Illinois	30-2
6. Jim Boeheim	Syracuse	24-5
7. Thad Matta	Ohio State	22-3
8. Bob Huggins	Cincinnati	20-4
9. Tom Crean	Indiana	14-3
10. Sean Miller	Arizona	12-1

\*as of Nov. 28, 2016

### CALIPARI'S DRAFT PICKS

Player (School)	Round	Year (Overall)
Eric Bledsoe (UK)	First	2010 (18)
Devin Booker (UK)	First	2015 (13)
Antonio Burks (MEM)	Second	2004 (36)
Marcus Camby (UMASS)	First	1996 (2)
Rodney Carney (MEM)	First	2006 (16)
DeMarcus Cousins (UK)	First	2010 (5)
Willie Cauley-Stein (UK)	First	2015 (6)
Anthony Davis (UK)	First	2012 (1)
Joey Dorsey (MEM)	Second	2008 (33)
C. Douglas-Roberts (MEM)	Second	2008 (40)
Robert Dozier (MEM)	Second	2009 (60)
Tyreke Evans (MEM)	First	2009 (4)
Archie Goodwin (UK)	First	2013 (29)
Josh Harrellson (UK)	Second	2011 (45)
Andrew Harrison (UK)	Second	2015 (44)
Dakari Johnson (UK)	Second	2015 (48)
Terrence Jones (UK)	First	2012 (18)
Enes Kanter (UK)	First	2011 (3)
Michael Kidd-Gilchrist	First	2012 (2)
Brandon Knight (UK)	First	2011 (8)
Skal Labissiere (UK)	First	2016 (28)
Doron Lamb (UK)	Second	2012 (42)
DeAndre Liggins (UK)	Second	2011 (53)
Trey Lyles (UK)	First	2015 (12)
Darius Miller (UK)	Second	2012 (46)
Jamal Murray (UK)	First	2016 (7)
Nerlens Noel (UK)	First	2013 (6)
Daniel Orton (UK)	First	2010 (29)
Patrick Patterson (UK)	First	2010 (14)
Julius Randle (UK)	First	2014 (7)
Lou Roe (UMass)	Second	1995 (30)
Derrick Rose (MEM)	First	2008 (1)
Marquis Teague (UK)	First	2012 (29)
Karl-Anthony Towns (UK)	First	2015 (1)
Tyler Ulis (UK)	Second	2016 (34)
Dajuan Wagner (MEM)	First	2002 (6)
John Wall (UK)	First	2010 (1)
Shawne Williams (MEM)	First	2006 (17)
James Young (UK)	First	2014 (17)

from 2008 to 2016. No other coach has more than two No. 1 picks

- In 2010, five of his UK players were selected in the first round for the first time in NBA history
- His six players in the 2012 and 2015 NBA drafts are the most in the two-round era
- Churned out 28 NBA Draft picks, 21 first-rounders, three No. 1 overall selections, six top-five picks and 14 lottery picks at Kentucky
- Of the 41 players who have finished their college careers at Kentucky under Calipari, 28 have been selected in the NBA Draft (68.3 percent)
- Of the 18 players at UK who have declared for the NBA Draft after their freshman seasons, all 18 have been first-round picks. He is 22 for 22 in that regard when including his players from Memphis
- Dating back to the 2008 draft, 33 players under Coach Cal have been taken in the NBA Draft, including 23 first-rounders
- Only coach to produce the top two picks in the same draft (2012 - Anthony Davis and Michael Kidd-Gilchrist)
- Produced a top-10 pick in nine straight drafts since 2008. No other school has had a first-rounder in each of the last nine drafts

### Developing Talent

John Calipari hasn't just signed the best talent in the country while he's been at Kentucky; he's been the best at developing that talent and getting it ready for the next level.

Of the 24 top-25 players Kentucky has signed and have completed their college eligibility, 21 were drafted and 18 were selected in the first round. Those draft numbers don't include Isaiah Briscoe or any of the 2016 or 2017 classes, all of whom are still in school or will attend school.

But that's only half the story. Calipari's players don't just make it to the pros; they're better prepared than anyone else. The proof is in the numbers.

Over the course of his career, Calipari's more than 40 NBA pros have made approximately \$1.2 billion in NBA contracts alone, which doesn't include endorsement deals and overseas contracts. Of the players currently playing in the NBA, they've earned approximately \$1 billion in guaranteed contracts.

### Double-Digit Win Streaks

Kentucky's 38-game winning streak in 2014-15 was historic, but it wasn't completely out of the norm for John Calipari. It was the 17th streak of Calipari's career where his teams have won 10 or more consecutive games during the season, the sixth where they have won 20 or more, the fifth where they have won 25 or more, the first where they have won 30 or more, and the first with 35 or more. Here's a list of all of them:

- 38 Kentucky, 2014-15
- 27 Memphis, 2008-09
- 26 Memphis, 2007-08
- 26 UMass, 1995-96
- 25 Memphis, 2006-07
- 24 Kentucky, 2011-12
- 19 Kentucky, 2009-10
- 16 UMass, 1994-95
- 15 Memphis, 2005-06
10. 14 UMass, 1991-92
11. 12 Memphis, 2007-08
- 12 Memphis, 2002-03
- 12 UMass, 1992-93
14. 11 Memphis, 2003-04
15. 10 Memphis, 2001-02
- 10 UMass, 1993-94
- 10 Kentucky, 2010-11

### Calipari Knows Defense

John Calipari's 2014-15 Kentucky Wildcat team was heralded as one of the best defensive teams ever. However, defense has always been a staple of Calipari-coached teams. Dating back to complete NCAA records beginning in 2001-02, Calipari's teams have been among national leaders in several critical defensive categories.

Year	FG % Def.	Rebound Margin	Scoring Margin	Blocks
2001-02 (UM)	13th (39.5)	11th (+6.6)	15th (+11.2)	54th (4.4)
2002-03 (UM)	28th (40.6)	44th (+4.1)	32nd (+8.0)	26th (5.1)
2003-04 (UM)	34th (40.5)	58th (+3.4)	58th (+7.1)	20th (5.0)
2004-05 (UM)	<b>4th (38.4)</b>	75th (+2.9)	62nd (+5.9)	13th (5.4)
2005-06 (UM)	<b>2nd (38.0)</b>	<b>9th (+6.7)</b>	<b>5th (+14.6)</b>	<b>8th (6.4)</b>
2006-07 (UM)	12th (39.0)	28th (+5.3)	<b>5th (+5.8)</b>	12th (5.9)
2007-08 (UM)	12th (39.1)	16th (+6.2)	<b>2nd (+18.0)</b>	<b>8th (6.1)</b>
2008-09 (UM)	<b>1st (37.1)</b>	19th (+6.1)	<b>2nd (+16.3)</b>	<b>7th (6.0)</b>
2009-10 (UK)	<b>3rd (37.8)</b>	<b>4th (+8.1)</b>	<b>6th (+14.3)</b>	<b>4th (7.2)</b>
2010-11 (UK)	15th (39.4)	60th (+3.6)	13th (+11.4)	<b>3rd (6.3)</b>
2011-12 (UK)	<b>1st (37.4)</b>	12th (+6.8)	<b>1st (+16.8)</b>	<b>1st (8.6)</b>
2012-13 (UK)	30th (39.2)	48th (+4.3)	48th (+8.2)	<b>3rd (6.6)</b>
2013-14 (UK)	59th (41.1)	<b>2nd (+9.4)</b>	43rd (+8.2)	13th (5.9)
2014-15 (UK)	<b>1st (35.4)</b>	15th (+6.8)	<b>1st (+20.1)</b>	<b>2nd (6.9)</b>
2015-16 (UK)	24th (39.7)	39th (+5.2)	17th (+11.4)	<b>6th (5.8)</b>
2016-17 (UK)*	33rd (37.6)	23rd (+9.6)	<b>3rd (+30.6)</b>	<b>5th (7.6)</b>

\*rankings through Nov. 28, 2016

### RECRUITING TRAIL

The Wildcats have signed more top-25 players over the past eight seasons than any other school under John Calipari's leadership. A quarter of all Rivals' top-10 prospects nationally over the past nine classes have signed with Coach Cal and the Cats.

PLAYER (YEAR)	ESPN	RIVALS	SCOUT	MCD	JB
Shai Gilgeous-Alexander ('17)	44	53	46		
Quade Green ('17)	22	23	25		
Nick Richards ('17)	12	19	17		
P.J. Washington ('17)	16	16	14		
Edrice Adebayo ('16)	5	7	11	Y	Y
Brad Calipari ('16)	NR	NR	NR		
De'Aaron Fox ('16)	6	6	6	Y	Y
Wenyen Gabriel ('16)	14	13	12		Y
Sacha Killeya-Jones ('16)	24	24	27	Y	
Malik Monk ('16)	9	9	13	Y	Y
Tai Wynyard ('16)	NR	NR	NR		
Isaiah Briscoe ('15)	13	9	15	Y	Y
Isaac Humphries ('15)	49*	35*	50		
Skal Labissiere ('15)	11	4	3		Y
Charles Matthews ('15)	47	57	62		Y
Jamal Murray ('15)	NA^	9	12		
Devin Booker ('14)	18	30	31	Y	Y
Trey Lyles ('14)	7	8	8	Y	Y
Karl-Anthony Towns ('14)	6	11	11	Y	Y
Tyler Ulis ('14)	33	33	29	Y	Y
Aaron Harrison ('13)	9	7	6	Y	Y
Andrew Harrison ('13)	5	5	5	Y	Y
Dominique Hawkins ('13)	NR	NR	NR		
Dakari Johnson ('13)	7	9	17	Y	Y
Marcus Lee ('13)	25	19	24	Y	Y
Julius Randle ('13)	3	2	2	Y	Y
James Young ('13)	8	11	11	Y	Y
Derek Willis ('13)	NR	115	NR		
Archie Goodwin ('12)	15	14	14	Y	Y
Willie Cauley-Stein ('12)	40	40	48		
Julius Mays ('12)	NA#	NA#	NA#		
Nerlens Noel ('12)	1	2	1		Y
Alex Poythress ('12)	13	8	7	Y	Y
Twany Beckham ('11)	NA#	NA#	NA#		
Anthony Davis ('11)	1	2	1	Y	Y
Ryan Harrow ('11)	NA#	NA#	NA#		
M. Kidd-Gilchrist ('11)	4	3	6	Y	Y
Marquis Teague ('11)	8	5	8	Y	Y
Kyle Wiltjer ('11)	19	22	24	Y	Y
Terrence Jones ('10)	9	13	8	Y	Y
Enes Kanter ('10)	25	3	3		
Brandon Knight ('10)	4	6	6	Y	Y
Doron Lamb ('10)	29	21	28	Y	Y
Jarrod Polson ('10)	NA@	NA@	NA@		
Stacey Poole, Jr. ('10)	51	33	67		
Eloy Vargas ('10)	NA	NA	NA		
Eric Bledsoe ('09)	NR	23	37		
DeMarcus Cousins ('09)	4	2	3	Y	Y
Darnell Dodson ('09)	NA#	NA#	NA#		
Jon Hood ('09)	92	40	46		
Daniel Orton ('09)	13	22	17		Y
John Wall ('09)	5	1	2		Y

Top-10 Players	18	20	16
Top-15 Players	23	25	25
Top-25 Players	32	34	31
Top-50 Players	38	40	39

McDonald's All-Americans	25
Jordan Brand Classic All-Americans	30

\* - ranking according to the 2016 class

^ - reclassified after final rankings were released

# - transfer

@ - joined team as walk-on



## HONORS UNDER COACH CALIPARI

4

**SEC REGULAR-SEASON  
CHAMPIONSHIPS**  
(2010, 2012, 2015, 2016)

4

**FINAL FOURS**  
(2011, 2012, 2014, 2015)

4

**SEC TOURNAMENT  
CHAMPIONSHIPS**  
(2010, 2011, 2015, 2016)

2

**National Players of the Year**  
**John Wall (2010);**  
**Anthony Davis (2012)**

4

**No. 1 Draft Picks**  
**Derrick Rose (2008); John Wall**  
**(2010); Anthony Davis (2012);**  
**Karl-Anthony Towns (2015)**

2

**National Freshman Players of the Year**  
**John Wall (2010); Anthony Davis**  
**(2012)**

## Collegiate Awards

## All-America Honors

D. Cousins (2010)	AP (1), NABC (2), USBWA (2), SN (2)
John Wall (2010)	AP (1), NABC (2), USBWA (2), SN (2)
Anthony Davis (2012)	AP (1), NABC (2), USBWA (2), SN (2)
M. Kidd-Gilchrist (2012)	AP (3), USBWA (2), NABC (3), SN (2)
Julius Randle (2014)	NABC (3)
W. Cauley-Stein (2015)	NABC (1), USBWA (1), SN (1)
K. Towns (2015)	SN (3)
Tyler Ulis (2016)	AP (1), SN (1), USBWA (2), NABC (2)

## SEC Player of the Year

John Wall	2010 (Coaches/AP)
Anthony Davis	2012 (Coaches/AP)
Tyler Ulis	2016 (Coaches/AP)

## SEC Defensive Player of the Year

Anthony Davis	2012 (Coaches)
Nerlens Noel	2013 (Coaches)
Willie Cauley-Stein	2015 (Coaches)
Tyler Ulis	2016 (Coaches)

## SEC Freshman of the Year

DeMarcus Cousins	2010 (Coaches)
John Wall	2010 (AP)
Terrence Jones	2011 (Coaches/AP)
Anthony Davis	2012 (Coaches/AP)
Nerlens Noel	2013 (Coaches/AP)
Julius Randle	2014 (Coaches/AP)
Karl-Anthony Towns	2015 (Coaches/AP)

## SEC Sixth Man of the Year

Darius Miller	2012 (Coaches)
Kyle Wiltjer	2013 (Coaches)
Devin Booker	2015 (Coaches)

## CoSIDA Academic All-America

Alex Poythress (2nd)	2016
----------------------	------

## All-SEC

D. Cousins (2010)	1st (Coaches/AP)
P. Patterson (2010)	1st (Coaches)/2nd (AP)
John Wall (2010)	1st (Coaches/AP)
Terrence Jones (2011)	1st (Coaches/AP)
Brandon Knight (2011)	1st (Coaches)/2nd (AP)
Anthony Davis (2012)	1st (Coaches/AP)
M. Kidd-Gilchrist (2012)	1st (Coaches/AP)
Terrence Jones (2012)	2nd (Coaches/AP)
Doron Lamb (2012)	2nd (Coaches)
Nerlens Noel (2013)	1st (Coaches/AP)
Julius Randle (2014)	1st (Coaches/AP)
James Young (2014)	2nd (Coaches)
Devin Booker (2015)	2nd (Coaches)
W. Cauley-Stein (2015)	1st (Coaches/AP)
Aaron Harrison (2015)	2nd (Coaches/AP)
K. Towns (2015)	1st (Coaches/AP)
Tyler Ulis (2016)	1st (Coaches/AP)
Jamal Murray (2016)	1st (Coaches/AP)

## All-SEC Defensive Team

Patrick Patterson	2010
DeAndre Liggins	2011
Anthony Davis	2012
Michael Kidd-Gilchrist	2012
Nerlens Noel	2013
Willie Cauley-Stein	2013
Willie Cauley-Stein	2015
Tyler Ulis	2016

## Coaches' All-SEC Freshman Team

Eric Bledsoe	2010
DeMarcus Cousins	2010
John Wall	2010
Brandon Knight	2011
Terrence Jones	2011
Doron Lamb	2011
Anthony Davis	2012
Michael Kidd-Gilchrist	2012
Willie Cauley-Stein	2013
Archie Goodwin	2013
Nerlens Noel	2013
Alex Poythress	2013
Julius Randle	2014
James Young	2014
Devin Booker	2015
Trey Lyles	2015
Karl-Anthony Towns	2015
Tyler Ulis	2015
Jamal Murray	2016

## NCAA Final Four Team

Anthony Davis (MVP)	2012
Michael Kidd-Gilchrist	2012
Doron Lamb	2012
Julius Randle	2014
James Young	2014

## NCAA Regional Tournament

DeMarcus Cousins	2010
John Wall	2010
Josh Harrellson	2011
Brandon Knight (MVP)	2011
DeAndre Liggins	2011
M. Kidd-Gilchrist (MVP)	2012
Anthony Davis	2012
Doron Lamb	2012
Aaron Harrison	2014
Marcus Lee	2014
Julius Randle (MVP)	2014
Willie Cauley-Stein	2015
Andrew Harrison	2015
K. Towns (MVP)	2015

## SEC All-Tournament Team

John Wall	2010
Eric Bledsoe	2010
DeMarcus Cousins	2010
Darius Miller	2011
Brandon Knight	2011
Josh Harrellson	2011
Anthony Davis	2012
Terrence Jones	2012
Aaron Harrison	2014
Julius Randle	2014
Willie Cauley-Stein	2015
Aaron Harrison	2015
Andrew Harrison	2015
Jamal Murray	2016
Tyler Ulis	2016

## SEC Tournament MVP

John Wall	2010
Darius Miller	2011
Willie Cauley-Stein	2015
Tyler Ulis	2016

## Former Cal Players in the NBA

## NBA Player of the Year

Derrick Rose	2011
--------------	------

## NBA Rookie of the Year

Karl-Anthony Towns	2016
Tyreke Evans	2010
Derrick Rose	2009

## NBA Defensive Player of the Year

Marcus Camby	2007
--------------	------

## NBA Cares Community Assist Award

John Wall	2016
-----------	------

## All-NBA Team

DeMarcus Cousins (2nd)	2016
Anthony Davis (1st)	2015
DeMarcus Cousins (2nd)	2015
Derrick Rose (1st)	2012
Derrick Rose (1st)	2011

## All-NBA Rookie Team

Karl-Anthony Towns (1st)	2016
Devin Booker (1st)	2016
Willie Cauley-Stein (2nd)	2016
Nerlens Noel (1st)	2015
Anthony Davis (1st)	2013
Michael Kidd-Gilchrist (2nd)	2013
Brandon Knight (1st)	2012
DeMarcus Cousins (1st)	2011
John Wall (1st)	2011
Eric Bledsoe (2nd)	2011
Tyreke Evans (1st)	2010
Derrick Rose (1st)	2010
Marcus Camby (1st)	1997

## All-NBA Defensive Team

Anthony Davis (2nd)	2015
John Wall (2nd)	2015
Marcus Camby (1st)	2008
Marcus Camby (1st)	2007
Marcus Camby (2nd)	2006
Marcus Camby (2nd)	2005

## NBA All-Star Team

DeMarcus Cousins	2016
Anthony Davis	2016
John Wall	2016
DeMarcus Cousins	2015
Anthony Davis	2015
John Wall	2015
Anthony Davis	2014
John Wall	2014
Derrick Rose	2012
Derrick Rose	2011
Derrick Rose	2010



A "players-first" coach with a penchant for helping people reach their dreams, John Calipari, a Naismith Memorial Basketball Hall of Famer, has guided six teams to the Final Four, led one to a national championship and helped 39 players get selected in the NBA Draft during his 24-year college coaching career.

Calipari guided Kentucky to its eighth national championship and his first national title in 2012. In becoming only the second coach in NCAA history to lead three different schools to the Final Four, he has racked up more than 600 victories, 17 NCAA Tournament appearances, six Final Fours and numerous national coach of the year honors.

In 2015, Coach Cal led college basketball's first ever 38-0 team, and became one of just three coaches to make four Final Fours in a five-year span. At the end of the season, Calipari became the 96th coach to join the Naismith Memorial Basketball Hall of Fame.

While building a program out of obscurity at Massachusetts, laying the foundation at Memphis and restoring luster at the sport's greatest program at Kentucky, he has totaled the second-most wins in NCAA history in the first 20 years of a college coaching career.

Quite honestly, though, Calipari's on-court success overshadows a much more significant picture.

In his goal to lead a players-first program, he has helped 39 players realize their dreams and guide them to NBA Draft selections, including a record five first-round draft picks in 2010. Two years later, six Wildcats heard their names called at the 2012 draft, the most in the two-round draft era. UK, with Calipari's help, would tie those six picks again in 2015, including a record-tying four lottery selections. His four No. 1 overall picks are twice as many as any other coach, and he's had 28 players drafted during his seven years at Kentucky, including 21 first-round picks.

Calipari's players have entered the league NBA-ready. He's coached an MVP, three All-NBA players, three Rookie of the Year winners, and 10 players from Calipari's first six teams at Kentucky have made the NBA All-Rookie teams.

Much like he did at UMass, where his players graduated at nearly 80 percent, Calipari has stressed academics. Fifteen of his last 18 seniors at Memphis earned their bachelor's degrees, and all 14 players at UK who were eligible to graduate by the end of their senior years walked away with a diploma in hand, including three players who earned their degree in just three years. In seven of the last 11 semesters, Calipari's teams have posted a combined team grade-point average of 3.0 or better.

His foundation, The Calipari Foundation, has raised millions of dollars to help the lives of those in need in the Commonwealth and across the country. In 2010, he used a telethon to raise more than \$1 million for victims of the devastating earthquake in Haiti, and he organized another one in 2012 for victims of Superstorm Sandy. A year after helping raise \$350,000 for charity during the inaugural UK alumni weekend, Calipari was the driving force behind the more than \$1 million that was donated to local and national organizations during the second annual alumni weekend, and then \$1.5 million in 2015.

With Rupp Arena under construction in 2016, Calipari held a celebrity softball game during the annual UK alumni weekend. That game, with the fantasy experience, raised approximately \$1.5 million for charity with matching funds, including more than \$450,000 that went to Louisiana flood relief efforts.

Author of the New York Times Best Seller "Players First: Coaching from the Inside Out" and "Bounce Back: Overcoming Setbacks to Succeed in Business and in Life," Calipari is a master of communication and maximizing talent. He lives by the motto that "it's never a matter of how far you have fallen, but instead it's about how high you bounce back."

## BIOGRAPHICAL INFORMATION

**Date of Birth:** Feb. 10, 1959 | **Wife:** Ellen  
**Children:** Erin Sue, Megan Rae, Bradley Vincent

### Education

Clarion State (1982)

### Head Coaching Experience

University of Massachusetts (1989-96)

New Jersey Nets (NBA) (1997-99)

University of Memphis (2001-09)

**University of Kentucky (2010-present)**

## COACHING AWARDS

- 2015 Naismith Memorial Basketball Hall of Fame Inductee
- 2015 AP National Coach of the Year
- 2015 Naismith National Coach of the Year
- 2015 NABC National Coach of the Year
- 2015 The Sporting News National Coach of the Year
- 2015 Adolph Rupp National Coach of the Year
- 2015 SEC Coach of the Year (AP/Coaches)
- 2015 USBWA District IV Coach of the Year
- 2012 Nell & John Wooden Coach of the Year Leadership Award
- 2012 Naismith National Coach of the Year Finalist
- 2012 SEC Coach of the Year (AP/Coaches)
- 2010 Adolph Rupp National Coach of the Year
- 2010 Naismith National Coach of the Year Finalist
- 2010 SEC Coach of the Year (AP)
- 2010 *Sporting News* SEC Coach of the Year
- 2010 Yahoo! Sports SEC Coach of the Year
- 2010 USBWA District IV Coach of the Year
- 2009 NABC National Co-Coach of the Year
- 2009 *Sports Illustrated* National Coach of the Year
- 2009 Phelan National Coach of the Year
- 2009 Iba National Coach of the Year Finalist
- 2009 C-USA Coach of the Year
- 2008 Naismith National Coach of the Year
- 2008 C-USA Coach of the Year
- 2008 Iba National Coach of the Year Finalist
- 2008 Phelan National Coach of the Year Finalist
- 2007 Phelan National Coach of the Year Finalist
- 2007 USBWA District IV Coach of the Year
- 2007 *Basketball Times* South Region Coach of the Year
- 2006 C-USA Coach of the Year
- 2004 NABC District 7 Coach of the Year
- 1996 Naismith National Coach of the Year
- 1996 NABC National Coach of the Year
- 1996 *The Sporting News* National Coach of the Year
- 1996 Atlantic 10 Coach of the Year
- 1995 Naismith National Coach of the Year Finalist
- 1994 Naismith National Coach of the Year Finalist
- 1994 Atlantic 10 Coach of the Year
- 1993 USBWA District I Coach of the Year
- 1993 Atlantic 10 Coach of the Year
- 1992 Eastern Basketball Coach of the Year



## NCAA DIVISION I ACTIVE WINNINGEST COACHES

(On-Court By Percentage - Min. 10 yrs. at Division I level)

NO.	COACH/TEAM	YRS.	PCT.
1.	Mark Few/Gonzaga	17	.808
2.	Roy Williams/UNC	28	.789
3.	<b>John Calipari/Kentucky</b>	<b>24</b>	<b>.780</b>
4.	Mike Krzyzewski/Duke	41	.765
5.	Bill Self/Kansas	23	.759

\*numbers going into the 2016-17 season

## SINCE 2005-06 ...

Since the 2005-06 season, John Calipari's on-court record ranks him as the winningest coach. Totals through Nov. 29, 2016.

	COACH	RECORD
1.	<b>John Calipari</b>	<b>361-61</b>
2.	Bill Self	344-68
3.	Mike Krzyzewski	329-76
4.	Roy Williams	320-93
5.	Mark Few	313-74

## MISCELLANEOUS ON-COURT RECORDS

Overall On-Court Record:.....669-187 (.782)  
 March/April Record:.....145-41 (.780)  
 NCAA Record:.....48-16 (.750)  
 Record in Conference Games:.....303-91 (.769)  
 Record in Conference Tournament:.....50-12 (.806)

- Calipari owns the most single-season wins with 38, tying his own record (Memphis in '08 and UK in '12) in 2016 with 38 wins
- Calipari is one of two coaches (Roy Williams) in NCAA Division I history to have 400 or more wins in the first 16 years as a head coach. Calipari had 416 wins in his first 16 years
- Calipari is the winningest coach in NCAA Division I history for a five-year span with 173 victories (2008-12)
- Calipari is the first coach in NCAA Division I history to record five straight on-court 30-win seasons. Memphis hit the 30-win plateau from 2006-09
- Calipari is one of only two coaches (Rick Pitino) to lead three different schools to a Final Four
- Calipari is one of only three coaches (John Wooden, Mike Krzyzewski) to go to four Final Fours in five seasons
- Calipari started with a 54-0 record in Rupp Arena as head coach of the Wildcats
- Calipari has 28 players that have been chosen in the NBA Draft (21 first-round picks) over the last seven seasons
- Calipari has more wins (327) in a 10-year period (2006-15) than any other coach in college basketball history
- Calipari is the second-fastest Division I men's basketball coach to reach 200 victories at a single school, behind only LIU-Brooklyn's Claire Bee

## CAL IN CONFERENCE

SEC COACHES	CONFERENCE CHAMPIONSHIPS	Tournament Championships	Conference Coach of the Year
Avery Johnson, Alabama	0	0	0
Mike Anderson, Arkansas	1	1	1
Bruce Pearl, Auburn	7	2	7
Michael White, Florida	3	0	2
Mark Fox, Georgia	4	0	3
<b>John Calipari, Kentucky</b>	<b>14</b>	<b>13</b>	<b>9</b>
Johnny Jones, LSU	1	2	0
Kim Anderson, Missouri	6	4	2
Andy Kennedy, Ole Miss	0	1	2
Ben Howland, Mississippi State	7	5	3
Frank Martin, South Carolina	0	0	1
Rick Barnes, Tennessee	3	1	5
Billy Kennedy, Texas A&M	5	2	4
Bryce Drew, Vanderbilt	4	2	3
<b>TOTALS</b>	<b>55</b>	<b>33</b>	<b>42</b>

## CALIPARI VS. ALL OPPONENTS

Alabama..... 11-3	Furman..... 1-0	Mississippi Valley St..... 1-0	S. Louisiana..... 1-0
Albany..... 1-0	George Mason..... 1-0	Missouri..... 6-2	Southern Cal..... 3-0
Arizona..... 1-1	Georgetown..... 2-1	Montana State..... 1-0	Southern Miss..... 15-4
Arizona State..... 2-1	George Washington..... 8-9	Morehead State..... 2-0	Southwest Texas St..... 1-0
Arkansas..... 8-6	Georgia..... 11-2	Murray State..... 1-0	St. Bonaventure..... 17-1
Arkansas-Little Rock..... 3-0	Georgia Tech..... 1-1	Nevada..... 1-0	St. John's..... 1-0
Arkansas-Pine Bluff..... 1-0	Gonzaga..... 4-0	New Hampshire..... 5-0	St. Joseph's..... 15-5
Arkansas State..... 4-0	Grand Canyon..... 1-0	NJIT..... 1-0	St. Mary's..... 1-0
Auburn..... 8-1	Hampton..... 1-0	New Mexico..... 1-0	St. Peter's..... 1-0
Austin Peay..... 6-1	Hartford..... 2-0	New Orleans..... 1-0	Stanford..... 3-2
Baylor..... 1-2	Harvard..... 1-0	North Carolina..... 5-2	Stephen F. Austin..... 1-0
Belmont..... 2-0	Holy Cross..... 4-1	North Carolina State..... 1-0	Stony Brook..... 1-0
Boise State..... 1-0	Houston..... 17-3	North Texas..... 1-0	Syracuse..... 3-2
Boston University..... 7-1	Howard..... 1-0	Northeastern..... 2-1	TCU..... 5-1
Boston College..... 2-0	Illinois..... 1-1	Notern Kentucky..... 1-0	Temple..... 13-11
Bradley..... 1-0	Illinois State..... 1-0	Northwestern State..... 2-0	Tennessee..... 13-6
Bucknell..... 1-0	Indiana..... 3-2	Notre Dame..... 2-1	Tennessee Martin..... 5-0
Buffalo..... 2-0	Iowa..... 0-1	Oakland..... 1-0	Tennessee Tech..... 1-0
BYU..... 1-0	Iowa State..... 2-0	Ohio State..... 1-2	Texas..... 2-2
Cal State Northridge..... 1-0	Jackson State..... 2-0	Oklahoma..... 4-1	Texas A&M..... 5-2
Canisius..... 1-0	Kansas..... 3-4	Oklahoma State..... 0-2	Texas Arlington..... 3-0
Central Conn. St..... 2-0	Kansas State..... 2-0	Old Dominion..... 2-0	Towson State..... 1-0
Charlotte..... 2-3	Keene State..... 1-0	Oral Roberts..... 1-0	Tulane..... 15-0
Chattanooga..... 2-0	Kentucky..... 2-4	Oregon State..... 1-0	Tulsa..... 11-1
Christian Brothers..... 2-0	Lafayette (Pa.)..... 1-0	Pennsylvania..... 3-0	UAB..... 14-3
Cincinnati..... 6-7	Lamar..... 4-0	Penn State..... 4-4	UCF..... 6-0
Cleveland State..... 4-0	LaSalle..... 3-0	Pepperdine..... 1-0	UCLA..... 3-2
Coastal Carolina..... 1-0	LIU-Brooklyn..... 1-0	Pittsburgh..... 2-1	UNC Asheville..... 2-0
Colorado..... 1-1	Lipscomb..... 1-0	Portland..... 3-0	UNC Greensboro..... 1-0
Colorado State..... 1-1	Long Beach State..... 1-0	Princeton..... 2-0	UNC Wilmington..... 1-0
Columbia..... 1-0	Louisiana-Lafayette..... 2-0	Providence..... 3-1	USF..... 9-1
Connecticut..... 2-5	Louisiana Tech..... 1-1	Purdue..... 2-1	Utah..... 1-1
Coppin State..... 1-0	Louisville..... 14-6	Radford..... 1-0	UTEP..... 6-0
Cornell..... 1-0	LSU..... 9-2	Rhode Island..... 16-2	Vanderbilt..... 11-4
Dartmouth..... 1-0	Loyola..... 1-0	Rice..... 4-0	Vermont..... 2-0
Dayton..... 1-0	Lowell..... 2-1	Richmond..... 1-0	Villanova..... 2-0
DePaul..... 4-2	Manhattan..... 2-0	Rider..... 1-0	Virginia..... 0-1
Detroit..... 1-0	Marist..... 2-0	Robert Morris..... 2-1	Virginia Tech..... 2-0
Drexel..... 2-0	Marshall..... 6-0	Rutgers..... 11-4	Wake Forest..... 2-1
Duke..... 1-2	Marquette..... 3-1	Saint Louis..... 4-3	Washington..... 1-0
Duquesne..... 12-4	Maryland..... 5-3	Sam Houston State..... 1-0	Western Kentucky..... 2-0
East Carolina..... 7-0	Massachusetts..... 1-0	Samford..... 3-0	West Virginia..... 12-7
East Tennessee State..... 3-0	Memphis..... 1-0	Santa Clara..... 1-0	Wichita State..... 1-0
Eastern Kentucky..... 3-0	Miami (Fla.)..... 0-1	Savannah State..... 1-0	Winthrop..... 2-0
Eastern Michigan..... 2-0	Miami (Ohio)..... 2-0	Seton Hall..... 1-0	Wisconsin..... 1-1
Fairfield..... 1-0	Michigan..... 1-0	Siena..... 4-0	Wisconsin-Milwaukee..... 1-0
Florida..... 14-5	Michigan State..... 2-1	SMU..... 8-0	Wofford..... 1-0
Florida State..... 1-1	Middle Tennessee..... 3-0	South Carolina..... 11-2	Wright State..... 1-0
Florida Tech..... 0-1	Mississippi..... 12-4	South Connecticut..... 1-0	Xavier..... 2-2
Fordham..... 5-0	Mississippi State..... 9-0	South Florida..... 1-0	Yale..... 1-0





## CALIPARI ERA SINGLE GAME RECORDS

## MOST POINTS

Pts.	Player vs. Opponent	Date
35	Jamal Murray vs. FLORIDA	2-6-16
35	Terrence Jones vs. AUBURN	1-11-11
33	Jamal Murray at Vanderbilt	2-27-16
33	Jamal Murray vs. Ohio State	12-19-15
32	Doron Lamb vs. WINTHROP	12-22-10
30	Tyler Ulis vs. Texas A&M	3-13-16
30	Brandon Knight vs. West Va.	3-19-11
29	Julius Randle vs. BELMONT	12-21-13
29	Terrence Jones vs. Oklahoma	11-22-10
29	Eric Bledsoe vs. E. Tennessee St.	3-18-10
28	Aaron Harrison vs. R. MORRIS	11-17-13
28	Archie Goodwin vs. MOREHEAD	11-21-12
28	Anthony Davis vs. VANDERBILT	2-25-12
27	Tyler Ulis vs. Indiana	3-19-16
27	Tyler Ulis at South Carolina	2-13-16
27	Julius Randle vs. Michigan St.	11-12-13
27	Terrence Jones at LSU	1-28-12
27	Anthony Davis vs. ARKANSAS	1-17-12
27	Terrence Jones vs. Notre Dame	12-8-10
27	DeMarcus Cousins at S. Carolina	1-26-10
27	D.Cousins vs. S. HOUSTON ST.	11-19-09

**Active:** 26, Malik Monk vs. UT MARTIN, 11-25-16  
**SEC:** 35, Jamal Murray vs. FLORIDA, 2-6-16  
**Postseason:** 30, Tyler Ulis vs. Texas A&M, 3-13-16  
**Rupp Arena:** 30, Tyler Ulis vs. Texas A&M, 3-13-16  
**NCAA Tourney:** 30, Brandon Knight vs. West Va., 3-19-11  
**On the Road:** 33, Jamal Murray at Vanderbilt, 2-27-16  
**Neutral:** 33, Jamal Murray vs. Ohio State, 12-19-15  
**SEC Road:** 33, Jamal Murray at Vanderbilt, 2-27-16  
**Ranked Opp.:** 30, Tyler Ulis vs. Texas A&M, 3-13-16  
**Freshman:** 35, Jamal Murray vs. FLORIDA, 2-6-16  
**Sophomore:** 30, Tyler Ulis vs. Texas A&M, 3-13-16  
**Junior:** 25, Derek Willis vs. TENNESSEE, 2-18-16  
**Senior:** 25, Alex Poythress at Alabama, 1-19-16  
**Opener:** 25, Terrence Jones vs. E. TENN. ST., 11-12-10  
**SEC Opener:** 26, Aaron Harrison vs. OLE MISS, 1-6-15  
*\*\*In some cases, the most recent occurrence is listed*

## MOST POINTS IN AN SEC GAME

Pts.	Player vs. Opponent	Date
35	Jamal Murray vs. FLORIDA	2-6-16
35	Terrence Jones vs. AUBURN	1-11-11
33	Jamal Murray at Vanderbilt	2-27-16
33	Jamal Murray vs. TENNESSEE	2-18-16
28	Anthony Davis vs. VANDERBILT	2-25-12
27	Tyler Ulis at South Carolina	2-13-16
27	Terrence Jones at LSU	1-28-12
27	Anthony Davis vs. ARKANSAS	1-17-12
27	DeMarcus Cousins at S. Carolina	1-26-10
26	Jamal Murray at South Carolina	2-13-16
26	Aaron Harrison vs. OLE MISS	1-6-15
26	Andrew Harrison vs. TENNESSEE	1-18-14
26	James Young vs. MISSISSIPPI ST.	1-8-14
26	Kyle Wiltjer at Ole Miss	1-29-13
26	Brandon Knight at Arkansas	2-23-11

## MOST POINTS IN A HALF

Pts.	Player vs. Opponent	Date
27	Jamal Murray <sup>2</sup> vs. Ohio State	12-19-15
23	Julius Randle <sup>2</sup> vs. Michigan St.	11-12-13
22	Terrence Jones <sup>2</sup> vs. AUBURN	1-11-11
22	Eric Bledsoe <sup>2</sup> vs. MOREHEAD ST.	11-13-09
21	Jamal Murray <sup>2</sup> at Vanderbilt	2-27-16
20	Jamal Murray <sup>2</sup> vs. FLORIDA	2-6-16
20	Terrence Jones <sup>2</sup> at Georgia	1-8-11
20	D. Cousins <sup>2</sup> vs. UNC Asheville	11-30-09
19	Malik Monk <sup>2</sup> vs. CLEVELAND ST.	11-23-16
19	Jamal Murray <sup>2</sup> vs. Georgia	3-12-16
19	Aaron Harrison <sup>2</sup> vs. R. MORRIS	11-17-13
19	Archie Goodwin <sup>2</sup> at Louisville	12-29-12
18	John Wall <sup>2</sup> vs. UConn	12-9-09
18	Malik Monk <sup>2</sup> vs. UT MARTIN	11-25-16
18	Jamal Murray <sup>2</sup> at Florida	3-1-16
18	Skal Labissiere <sup>2</sup> vs. NJIT	11-14-15
18	Aaron Harrison <sup>2</sup> at Florida	2-7-15
18	Aaron Harrison <sup>2</sup> vs. BELMONT	12-21-13
18	Anthony Davis <sup>2</sup> at S. Carolina	2-4-12
18	Anthony Davis <sup>2</sup> vs. LOUISVILLE	12-31-11
18	Kyle Wiltjer <sup>2</sup> vs. LOYOLA	12-22-11
18	Josh Harrellson <sup>2</sup> at Louisville	12-31-10
18	D. Cousins <sup>2</sup> vs. S. HOUSTON ST.	11-19-09

## MOST POINTS OFF THE BENCH

Pts.	Player vs. Opponent	Date
35	Terrence Jones vs. AUBURN	1-11-11
32	Doron Lamb vs. WINTHROP	12-22-10
26	Kyle Wiltjer at Ole Miss	1-29-13
24	Kyle Wiltjer vs. LOYOLA	12-22-11
24	Doron Lamb at North Carolina	12-4-10
23	Kyle Wiltjer vs. LIPSCOMB	12-15-12
20	Doron Lamb at Ole Miss	2-1-11
20	Doron Lamb vs. E. TENN. ST.	11-12-10

## MOST 3-POINTERS MADE

3's	Player vs. Opponent	Date
8	Jamal Murray vs. FLORIDA	2-6-16
8	Eric Bledsoe vs. E. Tenn. St.	3-18-10
7	Malik Monk vs. Michigan St.	11-15-16
7	Derek Willis vs. TENNESSEE	2-18-16
7	Jamal Murray vs. Ohio State	12-19-15
7	Kyle Wiltjer vs. LIPSCOMB	12-15-12
7	Kyle Wiltjer vs. LAFAYETTE	11-16-12
7	Doron Lamb vs. WINTHROP	12-22-10

## MOST FREE THROWS

Fts	Player vs. Opponent	Date
14	Tyler Ulis at Arkansas	1-21-16
13	Julius Randle at Ole Miss	2-18-14
13	Julius Randle vs. BELMONT	12-21-13
12	Tyler Ulis at Tennessee	2-2-16
12	Dakari Johnson vs. UT ARL.	11-25-14
12	Archie Goodwin at Ole Miss	1-29-13
12	Archie Goodwin vs. MOREHEAD ST.	11-21-12
12	Anthony Davis vs. LOUISVILLE	12-31-11

## MOST REBOUNDS

Rebs	Player vs. Opponent	Date
19	M. Kidd-Gilchrist vs. LOUISVILLE	12-31-11
18	Anthony Davis vs. CHATT.	12-17-11
18	D. Cousins vs. LOUISVILLE	1-2-10
18	Patrick Patterson vs. RIDER	11-21-09
18	D. Cousins vs. SAM HOUSTON ST.	11-19-09
17	Terrence Jones vs. Notre Dame	12-8-10
17	Terrence Jones at Washington	11-23-10
16	Julius Randle vs. LSU	3-14-14
16	Nerlens Noel vs. UNC ASHEVILLE	11-8-13
16	Nerlens Noel vs. BAYLOR	12-1-12
16	Anthony Davis vs. Kansas	4-2-12
16	Anthony Davis vs. LITTLE ROCK	1-3-12
15	Julius Randle vs. Kansas State	3-21-14
15	Julius Randle at South Carolina	3-1-14
15	Julius Randle vs. LSU	2-22-14
15	Julius Randle vs. CLEV. ST.	11-25-13
15	Julius Randle vs. R. MORRIS	11-17-13
15	Anthony Davis vs. ST. JOHN'S	12-1-11
15	Terrence Jones vs. UConn	4-2-11
15	DeMarcus Cousins vs. Tennessee	3-13-10

**Active:** 12, Bam Adebayo, vs. UT MARTIN, 11-25-16  
**SEC:** 15, Julius Randle vs. LSU, 2-22-14  
**Postseason:** 16, Julius Randle vs. LSU, 3-14-14  
**SEC Tourney:** 16, Julius Randle vs. LSU, 3-14-14  
**NCAA Tourney:** 16, Anthony Davis vs. Kansas, 4-2-12  
**Rupp Arena:** 19, M. Kidd-Gilchrist vs. LOUISVILLE, 12-31-11  
**On the Road:** 17, Terrence Jones at Wash., 11-23-10  
**SEC Road:** 15, Julius Randle at South Carolina, 3-1-14  
**Ranked Opp.:** 19, M. Kidd-Gilchrist vs. LOUISVILLE, 12-31-11  
**Freshman:** 19, M. Kidd-Gilchrist vs. LOUISVILLE, 12-31-11  
**Sophomore:** 13, D. Johnson vs. GRAND CANYON, 11-14-14  
**Junior:** 18, Patrick Patterson vs. RIDER, 11-21-09  
**Senior:** 14, Josh Harrellson at Arkansas, 2-23-11  
**Opener:** 16, Julius Randle vs. UNC ASHEVILLE, 11-8-13  
**SEC Opener:** 12, W. Cauley-Stein vs. OLE MISS, 1-6-15  
*\*\*In some cases, the most recent occurrence is listed*

## MOST OFFENSIVE REBOUNDS

Rebs	Player vs. Opponent	Date
9	W. Cauley-Stein vs. ARKANSAS	2-27-14
9	DeMarcus Cousins vs. OLE MISS	2-2-10
9	Patrick Patterson vs. RIDER	11-21-09
8	Bam Adebayo vs. UT MARTIN	11-25-16
8	D. Johnson vs. GRAND CANYON	11-14-14
8	D. Cousins vs. VANDERBILT	1-30-10
8	Patrick Patterson at Indiana	12-12-09
8	D. Cousins vs. S. HOUSTON ST.	11-19-09

## MOST DEFENSIVE REBOUNDS

Rebs	Player vs. Opponent	Date
15	Terrence Jones vs. Notre Dame	12-8-10
14	DeMarcus Cousins vs. LOUISVILLE	1-2-10
13	Anthony Davis vs. LSU	3-9-12
13	M. Kidd-Gilchrist vs. LOUISVILLE	12-31-11
13	Anthony Davis vs. CHATT.	12-17-11
13	Terrence Jones vs. Washington	11-23-10
12	Karl-Anthony Towns vs. GEORGIA	2-3-15
12	Julius Randle vs. Kansas State	3-21-14
12	Anthony Davis vs. Kansas	4-2-12
12	Anthony Davis vs. Louisville	3-31-12
12	A. Davis vs. ARK.-LITTLE ROCK	1-3-12

## MOST ASSISTS

Asssts.	Player vs. Opponent	Date
16	John Wall vs. HARTFORD	12-29-09
14	Tyler Ulis vs. LSU	3-5-16
14	John Wall vs. UNC Asheville	11-30-09
12	De'Aaron Fox vs. SFA	11-11-16
12	Tyler Ulis at South Carolina	2-13-16
11	De'Aaron Fox vs. CLEVELAND ST.	11-23-16
11	Tyler Ulis at Florida	3-1-16
11	Tyler Ulis at Texas A&M	2-20-16
11	Tyler Ulis vs. FLORIDA	2-6-16
11	John Wall vs. E. Tenn. State	3-18-10
11	John Wall vs. RIDER	11-21-09
10	De'Aaron Fox vs. Arizona St.	11-28-16
10	Tyler Ulis vs. ALABAMA	2-23-16
10	Tyler Ulis vs. OLE MISS	1-2-16
10	Julius Mays vs. LAFAYETTE	11-16-12
10	Marquis Teague vs. FLORIDA	2-7-12

**Active:** 12, De'Aaron Fox vs. SFA, 11-11-16  
**SEC:** 14, Tyler Ulis vs. LSU, 3-5-16  
**Postseason:** 11, J. Wall vs. E. Tennessee State, 3-18-10  
**SEC Tourney:** 9, Andrew Harrison vs. Georgia, 3-15-14  
**NCAA Tourney:** 11, J. Wall vs. E. Tennessee St., 3-18-10  
**Rupp Arena:** 16, John Wall at HARTFORD, 12-29-09  
**On the Road:** 12, Tyler Ulis at South Carolina, 2-13-16  
**SEC Road:** 12, Tyler Ulis at South Carolina, 2-13-16  
**Ranked Opp.:** 12, Tyler Ulis at South Carolina, 2-13-16  
**Freshman:** 16, John Wall vs. HARTFORD, 12-29-09  
**Sophomore:** 14, Tyler Ulis vs. LSU, 3-5-16  
**Junior:** 9, DeAndre Liggins vs. WINTHROP, 12-22-10  
**Senior:** 10, Julius Mays vs. LAFAYETTE, 11-16-12  
**Opener:** 12, De'Aaron Fox vs. SFA, 11-11-16  
**SEC Opener:** 10, Tyler Ulis vs. OLE MISS, 1-2-16  
*\*\*In some cases, the most recent occurrence is listed*

## MOST POINTS-REBOUNDS-ASSISTS

P-R-A	Player vs. Opponent	Date
47 (27-17-3)	T. vs. Notre Dame	12-8-10
45 (29-13-3)	T. vs. Oklahoma	11-22-10
45 (27-18-0)	D.Cousins vs. S. HOUSTON	11-19-09
44 (24-19-1)	M.Kidd-Gilchrist vs. LOUISVILLE	12-31-11
43 (33-9-2)	Jamal Murray at Vanderbilt	2-27-16
43 (35-8-0)	Terrence Jones vs. AUBURN	1-11-11
42 (35-6-1)	Jamal Murray vs. FLORIDA	2-6-16
41 (26-10-5)	J. Young vs. MISSISSIPPI STATE	1-8-14
41 (27-13-1)	J. Randle vs. Michigan State	11-12-13
40 (22-9-9)	A. Davis vs. ARKANSAS	1-17-12
40 (23-16-1)	J. Randle vs. UNC ASHEVILLE	11-8-13
40 (22-9-9)	A. Goodwin vs. LIU-BROOK	11-23-10
39 (28-9-2)	J. Murray vs. TENNESSEE	2-18-16
39 (27-0-12)	Tyler Ulis at South Carolina	2-13-16
39 (29-10-0)	Julius Randle vs. BELMONT	12-21-13
39 (22-14-3)	J. Randle vs. NORTHERN KY.	11-10-13
39 (28-11-0)	A. Davis vs. VANDERBILT	2-25-12
39 (22-16-1)	A. Davis vs. LITTLE ROCK	1-3-12
39 (26-8-5)	Brandon Knight at Arkansas	2-23-11
39 (23-14-2)	J. Harrellson at Louisville	12-31-10
39 (25-12-2)	T. Jones vs. EAST TENN. ST.	11-12-10
39 (27-12-0)	D. Cousins at South Carolina	1-26-10
39 (18-18-3)	D. Cousins vs. LOUISVILLE	1-2-10

## MOST MINUTES WITHOUT A TURNOVER

Mins.	Player vs. Opponent	Date
44	Darius Miller at Arkansas	2-23-11
41	Aaron Harrison vs. LSU	2-22-14
40	Tyler Ulis vs. Duke	11-17-15
40	Aaron Harrison vs. OLE MISS	1-6-15
40	Alex Poythress vs. MISSOURI	2-23-13
39	Nerlens Noel vs. TEXAS A&M	1-12-13
39	Ryan Harrow at Louisville	12-29-12
39	Anthony Davis vs. ALABAMA	1-21-12
39	M. Kidd-Gilchrist vs. LOUISVILLE	12-31-11
38	Aaron Harrison at LSU	1-28-14
38	P. Patterson vs. Mississippi State	3-14-10

## MOST BLOCKED SHOTS

Blks.	Player vs. Opponent	Date
12	Nerlens Noel at Ole Miss	1-29-13
9	W. Cauley-Stein vs. BOISE STATE	12-10-13
9	Willie Cauley-Stein vs. Providence	12-1-13
8	Nerlens Noel at Alabama	1-22-13
8	Anthony Davis at South Carolina	2-4-12
8	Anthony Davis vs. ST. JOHN'S	1-21-11
7	K. Towns vs. VANDERBILT	1-20-15
7	W. Cauley-Stein vs. E. MICHIGAN	11-27-13
7	Willie Cauley-Stein vs. MISSOURI	2-23-13
7	Nerlens Noel at Auburn	1-19-13
7	Nerlens Noel vs. TEXAS A&M	1-12-13
7	Nerlens Noel vs. LIPSCOMB	12-15-12
7	Nerlens Noel vs. PORTLAND	12-8-12
7	A. Davis vs. Western Kentucky	3-15-12
7	Anthony Davis at Vanderbilt	2-11-12
7	Anthony Davis vs. TENNESSEE	1-31-12
7	Anthony Davis vs. ARKANSAS	1-17-12
7	A. Davis vs. SOUTH CAROLINA	1-7-12
7	Anthony Davis vs. Kansas	11-15-11

**Active:** 4, Derek Willis vs. GEORGIA, 2-9-16  
**SEC:** 12, Nerlens Noel at Ole Miss, 1-29-13  
**Postseason:** 7, A. Davis vs. Western Kentucky, 3-15-12  
**SEC Tourney:** 6, Anthony Davis vs. LSU, 3-11-12  
**NCAA Tourney:** 7, A. Davis vs. Western Kent., 3-15-12  
**Rupp Arena:** 9, W. Cauley-Stein vs. BOISE ST., 12-10-13  
**On the Road:** 12, Nerlens Noel at Ole Miss, 1-29-13  
**SEC Road:** 12, Nerlens Noel at Ole Miss, 1-29-13  
**Ranked Opp.:** 12, Nerlens Noel at Ole Miss, 1-29-13  
**Freshman:** 12, Nerlens Noel at Ole Miss, 1-29-13  
**Sophomore:** 9, W. Cauley-Stein vs. BOISE ST., 12-10-13  
**Junior:** 4, Willie Cauley-Stein vs. ARKANSAS, 2-28-15  
**Senior:** 6, Josh Harrellson vs. PENN., 1-3-11  
**Opener:** 5, Anthony Davis vs. MARIST, 11-11-11  
**SEC Opener:** 7, A. Davis vs. SOUTH CAROLINA, 1-7-12  
*\*\*In some cases, the most recent occurrence is listed*

## MOST STEALS

Stls.	Player vs. Opponent	Date
6	Tyler Ulis vs. OLE MISS	1-2-16
6	Willie Cauley-Stein vs. GEORGIA	1-25-14
6	Nerlens Noel vs. BAYLOR	12-1-12
6	John Wall vs. UConn	12-9-09
6	John Wall vs. UNC Asheville	11-30-09
5	Aaron Harrison vs. ARKANSAS	2-28-15
5	Willie Cauley-Stein vs. Texas	12-5-14
5	DeAndre Liggins vs. TENNESSEE	2-8-11
5	Darius Miller at Portland	11-19-10

**Active:** 4, Isaiah Briscoe vs. DUQUESNE, 11-20-16  
**SEC:** 6, Tyler Ulis vs. OLE MISS, 1-2-16  
**Postseason:** 5, John Wall vs. Mississippi State, 3-14-10  
**SEC Tourney:** 5, John Wall vs. Mississippi State, 3-14-10  
**NCAA Tourney:** 4, An. Harrison vs. W. Virginia, 3-26-15  
**Rupp Arena:** 6, Tyler Ulis vs. OLE MISS, 1-2-16  
**On the Road:** 5, Darius Miller at Portland, 11-19-10  
**SEC Road:** 3, Derek Willis at Tennessee, 2-2-16  
**Ranked Opp.:** 5, Aaron Harrison vs. ARKANSAS, 2-28-15  
**Freshman:** 6, Nerlens Noel vs. BAYLOR, 12-1-12  
**Sophomore:** 6, Tyler Ulis vs. OLE MISS, 1-2-16  
**Junior:** 5, Willie Cauley-Stein vs. TEXAS, 12-5-14  
**Senior:** 4, Josh Harrellson vs. Princeton, 3-17-11  
**Opener:** 4, Aaron Harrison vs. UNC ASHEVILLE, 11-8-13  
**SEC Opener:** 6, Tyler Ulis vs. OLE MISS, 1-2-16  
*\*\*In some cases, the most recent occurrence is listed*

## SEASON MILESTONES

## 450 POINTS/225 REBOUNDS

Player	Year	Pts	Reb
Julius Randle	2014	599	417
Anthony Davis	2012	567	415
Terrence Jones	2012	469	272
Michael Kidd-Gilchrist	2012	476	297
Terrence Jones	2011	595	336
DeMarcus Cousins	2010	575	376

## CALIPARI ERA TEAM SINGLE GAME RECORDS

## MOST POINTS

Pts.(Score)	Opp.	Date
115 (115-69)	vs. Arizona State	11-28-16
111 (111-76)	UT MARTIN	11-25-16
110 (110-75)	AUBURN	2-21-15
108 (108-58)	MARIST	11-11-11
105 (105-76)	UT ARLINGTON	11-19-13
104 (104-75)	LIU BROOKLYN	11-23-12
104 (104-61)	HARTFORD	12-29-09
102 (102-90)	vs. Indiana	3-23-12
102 (102-92)	SAM HOUSTON ST.	11-19-09
101 (101-70)	CLEVELAND STATE	11-23-16
101 (101-49)	LAFAYETTE	11-16-12
101 (101-70)	ARKANSAS	1-23-10

## MOST POINTS IN A LOSS

Pts.(Score)	Opp.	Date
85 (85-87)	at Arkansas	1-14-14
84 (90-84)	at Kansas	1-30-16
82 (82-87)	at LSU	1-28-14
77 (79-77)	at Texas A&M	2-20-16
77 (87-77)	at UCLA	12-3-15
77 (77-82)	at North Carolina	12-14-13
77 (77-80)	at Louisville	12-19-12
76 (76-77)	at Arkansas	2-23-11
74 (74-78)	vs. Michigan State	11-12-13
73 (73-75)	at North Carolina	12-4-10

## MOST POINTS IN A WIN OVER A RANKED TEAM

Pts.(Score)	Opp.	Date
102 (102-90)	vs. Indiana	3-23-12
87 (87-74)	at Ole Miss	1-29-13
85 (85-75)	OLE MISS	2-2-10
85 (85-72)	VANDERBILT	1-30-10
84 (84-67)	ARKANSAS	2-28-15
84 (84-70)	NORTH CAROLINA	12-13-14
82 (82-77)	vs. Texas A&M	3-13-16
82 (82-70)	vs. Baylor	3-25-12
78 (78-39)	vs. West Virginia	3-26-15
78 (78-63)	vs. Arkansas	3-15-15
78 (78-76)	vs. Wichita State	3-23-14
78 (78-58)	FLORIDA	2-7-12
78 (78-63)	at Louisville	12-31-10

## MOST PTS. AT NEUTRAL SITE

Pts.(Score)	Opp.	Date
115 (115-69)	vs. Arizona State	11-28-16
102 (102-90)	vs. Indiana	3-23-12
100 (100-71)	vs. East Tennessee St.	3-18-10
94 (94-57)	vs. UNC Asheville	11-30-09
93 (93-80)	vs. Georgia	3-12-16
91 (91-67)	vs. Auburn	3-14-15
90 (90-60)	vs. Wake Forest	3-20-10
87 (87-71)	vs. Iowa State	3-17-12
85 (85-57)	vs. Stony Brook	3-17-16
85 (85-59)	vs. Alabama	3-11-16
85 (85-67)	vs. LSU	3-14-14
85 (85-47)	vs. Penn State	11-19-11

## MOST PTS. IN NCAA TOURNEY

Pts.(Score)	Opp.	Date
102 (102-90)	vs. Indiana	3-23-12
100 (100-71)	vs. East Tennessee St.	3-18-10
90 (90-60)	vs. Wake Forest	3-20-10
87 (87-71)	vs. Iowa State	3-17-12
85 (85-57)	vs. Stony Brook	3-17-16
82 (82-70)	vs. Baylor	3-25-12
81 (81-66)	vs. Western Kentucky	3-15-12
79 (79-56)	vs. Hampton	3-19-15
78 (78-39)	vs. West Virginia	3-26-15
78 (78-76)	vs. Wichita St.	3-23-14

## MOST PTS. IN SEC TOURNEY

Pts.(Score)	Opp.	Date
93 (93-80)	vs. Georgia	3-12-16
91 (91-67)	vs. Auburn	3-14-15
85 (85-59)	vs. Alabama	3-11-16
85 (85-67)	vs. LSU	3-14-14
82 (82-77)	vs. Texas A&M	3-13-16
78 (78-63)	vs. Arkansas	3-15-15
75 (75-66)	vs. Ole Miss	3-11-11
75 (75-74)	vs. Miss. State	3-14-10
74 (74-71)	vs. Florida	3-10-12
74 (74-45)	vs. Tennessee	3-13-10

## MOST PTS. IN RUPP ARENA WIN

Pts.(Score)	Opp.	Date
111 (111-76)	UT MARTIN	11-25-16
110 (110-75)	AUBURN	2-21-15
108 (108-58)	MARIST	11-11-11
105 (105-76)	UT ARLINGTON	11-19-13
104 (104-75)	LIU BROOKLYN	11-23-12
104 (104-61)	HARTFORD	12-29-09
102 (102-92)	SAM HOUSTON ST.	11-19-09
101 (101-70)	CLEVELAND STATE	11-23-16
101 (101-49)	LAFAYETTE	11-16-12
101 (101-70)	ARKANSAS	1-23-10

## MOST PTS. IN ROAD GAME WIN

Pts.(Score)	Opp.	Date
90 (90-73)	at Indiana	12-12-09
89 (89-62)	at South Carolina	2-13-16

89 (89-77)	at Florida	1-12-10
88 (88-79)	at Florida	3-1-16
87 (87-74)	at Ole Miss	1-29-13
86 (86-52)	at South Carolina	2-4-12
84 (84-70)	at Ole Miss	2-18-14
84 (84-79)	at Missouri	2-1-14
81 (81-75)	at Mississippi State	2-16-10
81 (81-55)	at LSU	2-6-10

## MOST POINTS IN A HALF

Pts.	Opp.	Date
63 <sup>2</sup>	UT ARLINGTON	11-19-13
63 <sup>1</sup>	MARIST	11-11-11
58 <sup>2</sup>	vs. Arizona State	11-28-16
58 <sup>2</sup>	UT MARTIN	11-25-16
57 <sup>2</sup>	AUBURN	2-21-15
57 <sup>2</sup>	vs. Arizona State	11-28-16
57 <sup>1</sup>	ARKANSAS	1-23-10
57 <sup>1</sup>	HARTFORD	12-29-09
56 <sup>1</sup>	CLEVELAND STATE	11-23-16
56 <sup>1</sup>	DREXEL	12-21-09
55 <sup>1</sup>	UT ARLINGTON	11-25-14
55 <sup>1</sup>	LIU-BROOKLYN	11-23-12
54 <sup>1</sup>	vs. East Tennessee St.	3-18-10

<sup>1</sup> - First Half; <sup>2</sup> - Second Half

## FEWEST POINTS

Pts.(Score)	Opp.	Date
48 (48-64)	vs. Vanderbilt	3-15-13
50 (50-64)	at Notre Dame	11-29-12
52 (52-69)	at Florida	2-12-13
54 (54-60)	vs. UConn	4-7-14
55 (55-48)	ALABAMA	3-4-14
55 (55-59)	at Alabama	1-22-13
55 (55-64)	BAYLOR	12-1-12
55 (55-56)	vs. UConn	4-2-11
56 (56-49)	vs. Kansas State	3-21-14
56 (56-46)	COLUMBIA	12-10-14

## FEWEST POINTS IN A WIN

Pts.(Score)	Opp.	Date
55 (55-48)	ALABAMA	3-4-14
56 (56-49)	vs. Kansas State	3-21-14
56 (56-46)	COLUMBIA	12-10-14
57 (57-44)	at Georgia	1-24-12
58 (58-50)	at Louisville	12-27-14
58 (58-38)	PROVIDENCE	11-30-14
58 (58-43)	at South Carolina	1-24-14
58 (58-56)	at Vanderbilt	2-20-10
59 (59-57)	vs. Princeton	3-1-11
60 (60-58)	at Vanderbilt	1-10-13
60 (60-51)	vs. LSU	3-9-12

## FEWEST PTS. AT NEUTRAL SITE

Pts.(Score)	Opp.	Date
48 (48-64)	vs. Vanderbilt	3-15-13
54 (54-60)	vs. UConn	4-7-14
55 (55-56)	vs. UConn	4-2-11
56 (56-49)	vs. Kansas State	3-21-14
59 (59-57)	vs. Princeton	3-17-11
60 (60-61)	vs. Florida	3-16-14
60 (60-51)	vs. LSU	3-9-12
62 (62-67)	vs. Baylor	12-6-13
62 (62-60)	vs. Ohio State	3-25-11
62 (62-45)	vs. Cornell	3-25-10
62 (62-52)	vs. Old Dominion	11-20-11

## FEWEST POINTS IN NCAA TOURNEY

Pts.(Score)	Opp.	Date
54 (54-60)	vs. UConn	4-7-14
55 (55-56)	vs. UConn	4-2-11
56 (56-49)	vs. Kansas State	3-21-14
59 (59-57)	vs. Princeton	3-17-11
62 (62-60)	vs. Ohio State	3-25-11
62 (62-45)	vs. Cornell	3-25-10
64 (64-71)	vs. Wisconsin	4-4-15
64 (64-51)	vs. Cincinnati	3-21-15
66 (66-73)	vs. West Virginia	3-27-10
67 (67-73)	vs. Indiana	3-19-16
67 (67-59)	vs. Kansas	4-2-12

## FEWEST PTS. IN SEC TOURNEY

Pts.(Score)	Opp.	Date
48 (48-64)	vs. Vanderbilt	3-15-13
60 (60-61)	vs. Florida	3-16-14
60 (60-51)	vs. LSU	3-9-12
64 (64-49)	vs. Florida	3-13-15
64 (64-71)	vs. Vanderbilt	3-11-12
70 (70-58)	vs. Georgia	3-15-14
70 (70-54)	vs. Florida	3-13-11
72 (72-58)	vs. Alabama	3-12-11
74 (74-71)	vs. Florida	3-10-12
74 (74-45)	vs. Tennessee	3-13-10

## FEWEST PTS. IN RUPP ARENA

Pts.(Score)	Opp.	Date
55 (55-64)	BAYLOR	12-1-12
56 (56-46)	COLUMBIA	12-10-14
58 (58-38)	PROVIDENCE	11-30-14
61 (61-57)	FLORIDA	3-9-13

## FEWEST PTS. IN ROAD GAME

Pts.(Score)	Opp.	Date
50 (50-64)	at Notre Dame	11-29-12
52 (52-69)	at Florida	2-12-13
55 (55-48)	at Alabama	3-4-14
55 (55-59)	at Alabama	1-22-13
57 (57-59)	at Robert Morris	3-19-13
57 (57-44)	at Georgia	1-24-12
58 (58-50)	at Louisville	12-27-14
58 (58-43)	at South Carolina	1-24-14
58 (58-88)	at Tennessee	2-16-13
58 (58-56)	at Vanderbilt	2-20-10

## FEWEST POINTS IN A HALF

Pts.	Opp.	Date
19 <sup>2</sup>	at Georgia	1-24-12
21 <sup>1</sup>	vs. UConn	4-2-11
22 <sup>1</sup>	at Louisville	12-27-14
22 <sup>1</sup>	at Alabama	1-22-13
22 <sup>1</sup>	at Tennessee	3-6-11
23 <sup>1</sup>	COLUMBIA	12-10-14
23 <sup>2</sup>	vs. UConn	4-7-14
23 <sup>1</sup>	vs. Vanderbilt	3-15-13
23 <sup>2</sup>	vs. Maryland	11-9-12
23 <sup>1</sup>	vs. UConn	12-9-09

<sup>1</sup> - First Half; <sup>2</sup> - Second Half

## MOST FIELD GOALS

Fgs.	Opp.	Date
46	MARIST	11-11-11
44	vs. Arizona State	11-28-16
44	AUBURN	2-21-15
42	LIU-BROOKLYN	11-23-12
41	UT MARTIN	11-25-16
41	HARTFORD	12-29-09
40	LAFAYETTE	11-16-12
38	CLEVELAND STATE	11-23-16
38	LSU	3-5-16
38	vs. Wake Forest	3-20-10

## FEWEST FIELD GOALS

Fgs.	Opp.	Date
14	at South Carolina	3-1-14
16	ALABAMA	3-4-14
17	LOUISVILLE	12-31-11
17	at Auburn	2-12-14
18	vs. LSU	3-9-12
18	vs. Vanderbilt	3-15-13
18	vs. Florida	3-16-14
18	vs. UConn	4-7-14
18	at Texas A&M	1-10-15
18	at South Carolina	1-24-15

## MOST FIELD-GOAL ATTEMPTS

Fgs.	Opp.	Date
84	vs. Arizona State	11-28-16
77	ARKANSAS	1-23-10
76	ARKANSAS	2-27-14
75	MARIST	11-11-11
74	UT MARTIN	11-25-16
73	CLEVELAND STATE	11-23-16
73	at LSU	1-28-14
72	LSU	3-5-16
72	at Auburn	1-16-16

## FEWEST FIELD-GOAL ATTEMPTS

Fgs.	Opp.	Date
39	at South Carolina	1-24-15
40	at Robert Morris	3-19-13
41	ALABAMA	1-31-15
42	TENNESSEE	1-31-12
42	FLORIDA	2-15-14
42	vs. Providence	12-1-13
42	vs. LSU	3-9-12
42	vs. Cleveland State	11-24-09
43	at Arkansas	2-3-13
43	at Auburn	1-16-10

## MOST FREE THROWS

Fts.	Opp.	Date
35	vs. Indiana	3-23-12
33	at South Carolina	3-1-14
32	LOUISVILLE	12-31-11
31	MOREHEAD STATE	11-21-12
31	INDIANA	12-11-10
30	vs. Auburn	3-14-15
30	UNC ASHEVILLE	11-8-13
30	vs. Baylor	3-25-12
29	ILLINOIS STATE	11-30-15
29	at North Carolina	12-14-13

## FEWEST FREE THROWS

Fts.	Opp.	Date
4	vs. UConn	4-2-11
4	VANDERBILT	1-23-16
4	vs. Michigan	3-30-14
6	at Florida	2-12-13
6	at Alabama	1-22-13
6	vs. Princeton	3-17-11
7	at LSU	2-10-15
7	vs. UCLA	12-20-14
7	at Florida	3-4-12

7	at Georgia	1-24-12
7	vs. Wake Forest	3-20-10

## MOST FREE-THROW ATTEMPTS

Fts.	Opp.	Date
48	UNC ASHEVILLE	11-8-13
46	ILLINOIS STATE	11-30-15
44	vs. Baylor	3-25-12
44	INDIANA	12-11-10
43	at North Carolina	12-14-13
43	LOUISVILLE	12-31-11
42	at South Carolina	3-1-14
41	vs. LSU	3-14-14
41	MOREHEAD STATE	11-21-12

## FEWEST FREE-THROW ATTEMPTS

Fts.	Opp.	Date
6	VANDERBILT	1-23-16
10	vs. Wisconsin	4-4-15
11	at LSU	2-10-15
11	vs. Michigan	3-30-14
11	MISSISSIPPI STATE	2-27-13
11	at Florida	2-12-13
11	at Alabama	1-22-13
11	at Florida	3-4-12
11	GEORGIA	3-1-12
11	FLORIDA	2-7-12
11	vs. Princeton	3-17-11





## CALIPARI ERA TEAM SINGLE GAME RECORDS

## MOST OFFENSIVE REBOUNDS

Rebs.	Opp.	Date
26	ARKANSAS	2-27-14
24	GRAND CANYON	11-14-14
24	vs. West Virginia	3-27-10
22	NIJT	11-14-15
22	at Auburn	2-2-14
22	ARKANSAS	1-23-10
21	COLUMBIA	12-10-14
21	at South Carolina	3-1-14
21	BAYLOR	12-1-12
21	at Indiana	12-12-09

## FEWEST OFFENSIVE REBOUNDS

Rebs.	Opp.	Date
3	at South Carolina	1-24-14
5	GEORGIA	2-3-15
5	ALABAMA	1-31-15
5	MISSISSIPPI STATE	2-15-11
5	GEORGIA	1-29-11

## MOST DEFENSIVE REBOUNDS

Rebs.	Opp.	Date
39	vs. Arizona State	11-28-16
39	ROBERT MORRIS	11-17-13
39	EASTERN MICHIGAN	1-2-13
38	vs. Hampton	3-19-15
38	EASTERN KENTUCKY	12-7-14
38	vs. Cleveland State	11-24-09
37	at Texas A&M	1-10-15
37	LOUISVILLE	12-31-11
37	ARKANSAS	1-23-10
36	at Florida	3-1-16
36	RADFORD	11-23-11
36	MARIST	11-11-11

## FEWEST DEFENSIVE REBOUNDS

Rebs.	Opp.	Date
9	at Tennessee	2-16-13
13	NORTH CAROLINA	12-13-14
15	vs. Baylor	12-6-13
15	at Alabama	1-18-11
16	vs. Wisconsin	4-4-15
16	ALABAMA	1-31-15
16	TEXAS A&M	1-12-13
16	at Auburn	1-11-12
16	vs. UConn	11-24-10

## MOST ASSISTS

Assts.	Opp.	Date
33	vs. Arizona State	11-28-16
30	HARTFORD	12-29-09
28	LIU-BROOKLYN	11-23-12
28	vs. UNC Asheville	11-30-09
25	CLEVELAND STATE	11-23-16
25	AUBURN	2-21-15
25	vs. UCLA	12-20-14
24	UT MARTIN	11-25-16
24	BOSTON	11-21-14
24	MARIST	11-11-11
24	vs. East Tennessee State	3-18-10

## FEWEST ASSISTS

Assts.	Opp.	Date
5	LSU	2-22-14
6	VANDERBILT	3-1-11
7	vs. Wisconsin	4-4-15
7	vs. Florida	3-13-15
7	ARKANSAS	2-27-14
7	at Auburn	2-12-14
7	BOISE STATE	12-10-13
7	vs. Vanderbilt	3-15-13
7	VANDERBILT	2-20-13
7	at Tennessee	1-14-12
7	vs. Washington	11-23-10

## MOST TURNOVERS

TOs.	Opp.	Date
24	MOREHEAD STATE	11-13-09
23	SAM HOUSTON STATE	11-19-09
21	LOUISVILLE	12-31-11
21	vs. Old Dominion	11-20-11
21	NORTH CAROLINA	12-5-09
20	EASTERN MICHIGAN	11-27-13
20	ALBANY	11-13-15
20	vs. Cleveland State	11-24-09

## FEWEST TURNOVERS

TOs.	Opp.	Date
3	at Georgia	3-3-15
3	at South Carolina	2-4-12
4	ALABAMA	2-23-16
4	COLUMBIA	12-10-14
4	vs. Wisconsin	4-5-14
4	PORTLAND	11-26-11
5	vs. Georgia	3-12-16
5	at Vanderbilt	2-27-16
5	ALABAMA	1-31-15

## MOST BLOCKS

Blks.	Opp.	Date
18	ST. JOHN'S	12-1-11
15	vs. Stony Brook	3-17-16

14	at Georgia	3-3-10
13	vs. UCLA	12-20-14
13	at Ole Miss	1-29-13
13	ARKANSAS	1-17-12
13	vs. Kansas	11-15-11
13	MARIST	11-11-11

## FEWEST BLOCKS

Blks.	Opp.	Date
1	vs. Alabama	3-11-16
1	at LSU	1-5-16
1	WRIGHT STATE	11-20-15
1	ALABAMA	1-31-15
1	at Missouri	1-29-15
1	vs. Wisconsin	4-5-14
1	at Florida	3-8-14

## MOST STEALS

Stls.	Opp.	Date
15	LAFAYETTE	11-16-12
13	OLE MISS	1-2-16
13	vs. UConn	12-9-09
12	STEPHEN F. AUSTIN	11-11-16
12	BOSTON	11-24-15
12	NORTH CAROLINA	12-13-14
12	PROVIDENCE	11-30-14
12	LIPSCOMB	12-15-12
12	PORTLAND	11-26-11
12	vs. Cornell	3-25-10
12	GEORGIA	1-9-10
12	vs. UNC Asheville	11-30-09

## FEWEST STEALS

Stls.	Opp.	Date
0	vs. Baylor	12-6-13
1	vs. Michigan State	11-12-13
1	at Robert Morris	3-19-13
1	vs. West Virginia	3-19-11
1	FLORIDA	2-26-11

## MOST PERSONAL FOULS

Fls.	Opp.	Date
33	at Kansas	1-30-16
31	at Arkansas	1-14-14
31	at North Carolina	12-14-13
29	at South Carolina	3-1-14
28	VANDERBILT	1-30-10
27	at Florida	3-1-16
27	at UCLA	12-3-15
27	vs. West Virginia	3-27-10

## FEWEST PERSONAL FOULS

Fls.	Opp.	Date
7	HARTFORD	12-29-09
8	MONTANA STATE	11-23-14
8	LAFAYETTE	11-16-12
8	vs. Florida	3-10-12
8	vs. Princeton	3-17-11
8	WINTHROP	12-22-10
8	DREXEL	12-21-09
8	vs. UNC Asheville	11-30-09

## HIGHEST FIELD-GOAL PCT.

Pct.	Opp.	Date
.677	LIU-BROOKLYN	11-23-12
.647	AUBURN	2-21-15
.645	LAFAYETTE	11-16-12
.643	vs. Providence	12-1-13
.614	SOUTH CAROLINA	2-5-13
.613	MARIST	11-11-11
.603	vs. Wake Forest	3-20-10
.603	HARTFORD	12-29-09
.600	SAM HOUSTON STATE	11-19-09
.593	BOSTON	11-30-10

## LOWEST FIELD-GOAL PCT.

Pct.	Opp.	Date
.269	at South Carolina	3-1-14
.281	at Texas A&M	1-10-15
.296	BAYLOR	12-1-12
.298	LOUISVILLE	12-31-11
.309	at Auburn	2-12-14
.327	ALABAMA	3-4-14
.339	vs. UConn	4-2-11
.342	ARKANSAS	2-27-14
.343	vs. West Virginia	3-27-10
.346	vs. Vanderbilt	3-15-13

## HIGHEST FREE-THROW PCT.

Pct.	Opp.	Date
1.000	FLORIDA	2-7-12
1.000	AUSTIN PEAY	12-19-09
.958	TENNESSEE	1-18-14
.955	at Florida	2-7-15
.946	vs. Indiana	3-23-12
.923	at Mississippi State	2-25-15
.900	vs. Wisconsin	4-4-15
.900	at Ole Miss	2-18-14
.895	DREXEL	12-21-09
.889	at Alabama	1-17-15
.889	TENNESSEE	1-31-12

min 10 attempts

## LOWEST FREE-THROW PCT.

Pct.	Opp.	Date
.333	vs. UConn	4-2-11
.391	EAST TENNESSEE ST.	11-12-10
.412	vs. Wake Forest	3-20-10
.435	at Vanderbilt	2-27-16
.471	PROVIDENCE	11-30-14
.478	at Louisville	12-29-12
.500	OLE MISS	1-2-16
.500	BOSTON	11-24-15
.500	vs. Georgia	3-15-14
.500	vs. Vanderbilt	3-15-13
.500	vs. Oklahoma	11-22-10

min 10 attempts

## HIGHEST 3-POINT PERCENTAGE

Pct.	Opp.	Date
.700	at Florida	3-1-16
.692	DREXEL	12-21-09
.667	AUSTIN PEAY	12-19-09
.636	vs. Michigan	3-30-14
.625	BOSTON	11-30-10
.600	FLORIDA	2-6-16
.600	FLORIDA	2-7-12
.591	vs. Alabama	3-11-16
.583	vs. Arkansas	3-15-15
.583	at Florida	2-5-11

min 10 attempts

## LOWEST 3-POINT PERCENTAGE

Pct.	Opp.	Date
.077	vs. Alabama	3-12-10
.083	TEXAS	12-5-14
.091	at Tennessee	2-27-10
.100	TENNESSEE	1-31-12
.118	COLUMBIA	12-10-14
.125	vs. LSU	3-9-12
.125	vs. West Virginia	3-27-10
.125	vs. Cornell	3-25-10
.143	GEORGIA	1-9-10
.143	LOUISVILLE	1-2-10

min 10 attempts

## HIGHEST REBOUND MARGIN

Mg.	Opp.	Date
+31	NIJT	11-14-15
+30	GRAND CANYON	11-14-14
+28	NORTHERN KY.	11-10-13
+27	vs. Little Rock	1-3-12
+26	vs. Arizona State	11-28-16
+26	LOUISVILLE	12-31-11
+25	EASTERN KENTUCKY	12-9-15
+25	EASTERN MICHIGAN	1-2-13
+25	at Indiana	12-12-09
+24	SOUTH CAROLINA	2-14-15
+23	ROBERT MORRIS	11-17-13
+23	DREXEL	12-21-09

## LOWEST REBOUND MARGIN

Mg.	Opp.	Date
-18	at Tennessee	2-16-13
-16	vs. Baylor	12-6-13
-16	vs. Maryland	11-9-12
-15	TENNESSEE	1-18-14
-14	at LSU	1-5-16
-12	vs. Wisconsin	4-4-15
-12	GEORGIA	2-3-15
-12	at South Carolina	1-24-14
-12	vs. Alabama	3-12-10
-11	at Kansas	1-30-16
-11	TEXAS	12-5-14

## VICTORY MARGINS

Margin (Score)	Opponent	Date
+58 (86-28)	MONTANA STATE	11-13-14
+52 (101-49)	LAFAYETTE	11-16-12
+50 (108-58)	MARIST	11-11-11
+49 (86-37)	MISSOURI	1-13-15
+48 (92-44)	UT ARLINGTON	11-25-14
+48 (88-40)	RADFORD	11-23-11
+46 (115-69)	vs. Arizona State	11-28-16
+44 (88-44)	DREXEL	12-21-09
+43 (104-61)	HARTFORD	12-29-09
+40 (85-45)	GRAND CANYON	11-14-14
+39 (78-39)	vs. West Virginia	3-26-15
+39 (83-44)	vs. UCLA	12-20-14

## VICTORY MARGIN IN RUPP ARENA

Margin (Score)	Opponent	Date
+58 (86-28)	MONTANA STATE	11-13-14
+52 (101-49)	LAFAYETTE	11-16-12
+50 (108-58)	MARIST	11-11-11
+49 (86-37)	MISSOURI	1-13-15
+48 (92-44)	UT ARLINGTON	11-25-14
+48 (88-40)	RADFORD	11-23-11
+44 (88-44)	DREXEL	12-21-09
+43 (104-61)	HARTFORD	12-29-09
+40 (85-45)	GRAND CANYON	11-14-14
+38 (87-49)	ROBERT MORRIS	11-17-13
+38 (88-50)	LIPSCOMB	12-15-12
+38 (82-44)	LSU	1-15-11

## VICTORY MARGIN IN SEC PLAY

Margin (Score)	Opponent	Date
+49 (86-37)	MISSOURI	1-13-15
+38 (82-44)	LSU	1-15-11
+35 (110-75)	AUBURN	2-21-15
+34 (82-48)	GEORGIA	2-9-16
+34 (88-54)	MISSOURI	1-27-16
+34 (77-43)	SOUTH CAROLINA	2-14-15
+34 (86-52)	at South Carolina	2-4-12
+31 (90-59)	SOUTH CAROLINA	2-19-11
+31 (101-70)	ARKANSAS	1-23-10
+30 (43-36)	MISSISSIPPI STATE	2-27-13
+30 (79-49)	GEORGIA	3-1-12

## VICTORY MARGIN ON THE ROAD

Margin (Score)	Opponent	Date
+34 (86-52)	at South Carolina	2-4-12
+31 (79-48)	at Portland	11-19-10
+27 (89-62)	at South Carolina	2-13-16
+26 (81-55)	at LSU	2-6-10
+24 (74-50)	at LSU	1-28-12
+22 (70-48)	at Alabama	1-17-15
+22 (75-53)	at Auburn	1-19-13
+18 (74-56)	at Mississippi State	2-25-15
+18 (66-48)	at Tennessee	2-17-15
+17 (90-73)	at Indiana	12-12-09

## VICTORY MARGIN AT A NEUTRAL SITE

Margin (Score)	Opponent	Date
+46 (115-69)	vs. Arizona State	11-28-16
+39 (78-39)	vs. West Virginia	3-26-15
+39 (83-44)	vs. UCLA	12-20-14
+38 (85-47)	vs. Penn State	11-19-11
+32 (72-40)	vs. Kansas	11-18-14
+30 (90-60)	vs. Wake Forest	3-20-10
+29 (100-71)	vs. East Tennessee St.	3-18-10
+29 (74-45)	vs. Tennessee	3-13-10
+28 (85-57)	vs. Stony Brook	3-17-16
+26 (85-59)	vs. Alabama	3-11-16

## VICTORY MARGIN ON THE ROAD IN THE SEC

Margin (Score)	Opponent	Date
+34 (86-52)	at South Carolina	2-4-12
+27 (89-62)	at South Carolina	2-13-16
+26 (81-55)	at LSU	2-6-10
+24 (74-50)	at LSU	1





## De'Aaron FOX

0

Freshman • Guard • 6-3 • Houston  
Cypress Lakes • Undergraduate Studies

## BIO BLAST

- His 53 assists are the most through the first seven games of a season since John Wall had 47 in 2009-10
- SEC Freshman of the Week on Nov. 21
- Leads the SEC in assists-per-game (7.6)
- Has scored in double figures in all seven games
- Has led UK in assists in six of seven games
- Made his first 21 free throws of the year, the second best start by a freshman in UK history
- Registered a double-double in three of his first seven games - including the second triple-double in program history with 14 points, 11 rebounds and 10 assists vs. ASU
- Twelve assists vs. SFA set the UK record for dimes in an opener, as well as anyone's UK debut (with assist records dating back to the 1971-72 season)
- Preseason All-SEC First Team selection (AP/Coaches)
- Tabbed to the preseason Bob Cousy Award and Naismith Trophy watch lists
- Named a preseason second-team All-American by the Sporting News
- 2016 Texas Gatorade High School Player of the Year
- Shared MVP honors with fellow Wildcat Malik Monk at the Jordan Brand Classic

## SEASON AVERAGES

Games played	7
Minutes/game	30.7
Points/game	15.3
FG Pct	44.4
3FG Pct	13.3
FT Pct	78.6
Rebounds/game	5.7
Assists/game	7.6
Turnovers/game	2.7
Assist/turnover ratio	2.8
Steals/game	2.0
Blocks/game	0.3

## SEASON HIGHS

Points..... 21 vs. CANISIUS (11/13/16)  
 FG Made ..... 7 vs. UT MARTIN (11/25/16)  
 FG Attempts ..... 15 vs. CLEVELAND ST. (11/23/16)  
 3FG Made ..... 1, twice, last vs. Arizona State (11/28/16)  
 3FG Attempts ..... 3, twice, last vs. UT-MARTIN (11/25/16)  
 FT Made..... 9 vs. CANISIUS (11/13/16)  
 FT Attempts..... 9 vs. CANISIUS (11/13/16)  
 Rebounds ..... 11 vs. Arizona State (11/28/16)  
 Assists..... 12 vs. SFA (11/11/16)  
 Steals ..... 3, three times, last vs. UT MARTIN (11/25/16)  
 Blocks ..... 1, twice, last vs. CLEVELAND ST. (11/23/16)  
 Minutes ..... 33, twice, last vs. CLEVELAND ST. (11/23/16)

## CAREER HIGHS

Points..... 21 vs. CANISIUS (11/13/16)  
 FG Made ..... 7 vs. UT MARTIN (11/25/16)  
 FG Attempts ..... 15 vs. CLEVELAND ST. (11/23/16)  
 3FG Made ..... 1, twice, last vs. Arizona State (11/28/16)  
 3FG Attempts ..... 3, twice, last vs. UT-MARTIN (11/25/16)  
 FT Made..... 9 vs. CANISIUS (11/13/16)  
 FT Attempts..... 9 vs. CANISIUS (11/13/16)  
 Rebounds ..... 11 vs. Arizona State (11/28/16)  
 Assists..... 12 vs. SFA (11/11/16)  
 Steals ..... 3, three times, last vs. UT MARTIN (11/25/16)  
 Blocks ..... 1, twice, last vs. CLEVELAND ST. (11/23/16)  
 Minutes ..... 33, twice, last vs. CLEVELAND ST. (11/23/16)

## GAME-BY-GAME

Opponent	Date	gs	min	Total	3-Pointers	Free throws	Rebounds	PF	TO	BLK	STL	PTS	AVG
STEPHEN F. AUSTIN	11/11/16	*	30	3-9	.333	0-2	.000	6-6	1.000	2	2	4	4.0
CANISIUS	11/13/16	*	33	6-13	.462	0-3	.000	9-9	1.000	1	3	4	4.0
vs #13/13 Michigan State	11/15/16	*	29	3-10	.300	0-2	.000	6-6	1.000	0	4	4	4.0
DUQUESNE	11/20/16	*	31	5-13	.385	1-2	.500	5-8	.625	1	6	7	4.8
CLEVELAND STATE	11/23/16	*	33	6-15	.400	0-2	.000	4-7	.571	0	4	4	4.6
UT-MARTIN	11/25/16	*	28	7-12	.583	0-3	.000	2-4	.500	1	5	6	4.8
vs Arizona State	11/28/16	*	31	6-9	.667	1-1	1.000	1-2	.500	2	9	11	5.7
Totals			7	215	36-81	.444	2-15	.133	33-42	.786	7	33	40

## SUPERLATIVES

Season Stats	Career Stats
10+ points	7
20+ points	1
3+ assists	7
3+ steals	3
10+ rebounds	1
Double-doubles	3
Dunks	4

## CAREER STATS

Year	GP-GS	Min-Avg	FG-FGA	Pct	3FG-FGA	Pct	FT-FTA	Pct	Off-Def-Tot-Avg	PF-FO	Ast	TO	Blk	Stl	Pts	Avg
2016-17	7-7	215-30.7	36-81	.444	2-15	.133	33-42	.786	7-33-40-5.7	14-0	53	19	2	14	107	15.3
TOTAL	7-7	215-30.7	36-81	.444	2-15	.133	33-42	.786	7-33-40-5.7	14-0	53	19	2	14	107	15.3



# SACHA KILLEYA-JONES

Freshman • Forward • 6-10 • Chapel Hill, N.C.  
Virginia Episcopal • Communication

# 1

## BIO BLAST

- Snared a career-high six rebounds, while adding four points in a win over Arizona State
- Scored 12 points and hauled in four rebounds vs. UT Martin
- Grabbed three rebounds in his UK debut, and another four against Canisius
- One of five McDonald's All-Americans on the 2016-17 roster
- Posted 13 games with at least 20 points and 10 rebounds as a senior in high school
- Named the Virginia Player of the Year as a senior
- Youngest player on the 2016-17 roster
- Won a state title and two AAU national championships during his prep career
- An accomplished quarterback up until his sophomore season in which he gave up football to focus on basketball

## SEASON AVERAGES

Games played.....	7
Minutes/game.....	9.6
Points/game.....	4.3
FG Pct.....	65.0
3FG Pct.....	
FT Pct.....	36.4
Rebounds/game.....	3.1
Assists/game.....	0.1
Turnovers/game.....	0.6
Assist/turnover ratio.....	0.3
Steals/game.....	
Blocks/game.....	0.9

## SEASON HIGHS

Points.....	12 vs. UT MARTIN (11/25/16)
FG Made.....	6 vs. UT MARTIN (11/25/16)
FG Attempts.....	8 vs. UT MARTIN (11/25/16)
3FG Made.....	
3FG Attempts.....	
FT Made.....	3 vs. CLEVELAND ST. (11/23/16)
FT Attempts.....	5 vs. CLEVELAND ST. (11/23/16)
Rebounds.....	6 vs. Arizona State (11/28/16)
Assists.....	1 vs. Arizona State (11/28/16)
Steals.....	
Blocks.....	2 vs. DUQUESNE (11/20/16)
Minutes.....	13, twice, last vs. UT MARTIN (11/25/16)

## CAREER HIGHS

Points.....	12 vs. UT MARTIN (11/25/16)
FG Made.....	6 vs. UT MARTIN (11/25/16)
FG Attempts.....	8 vs. UT MARTIN (11/25/16)
3FG Made.....	
3FG Attempts.....	
FT Made.....	3 vs. CLEVELAND ST. (11/23/16)
FT Attempts.....	5 vs. CLEVELAND ST. (11/23/16)
Rebounds.....	6 vs. Arizona State (11/28/16)
Assists.....	1 vs. Arizona State (11/28/16)
Steals.....	
Blocks.....	2 vs. DUQUESNE (11/20/16)
Minutes.....	13, twice, last vs. UT MARTIN (11/25/16)

## GAME-BY-GAME

Opponent	Date	gs	min	Total		3-Pointers		Free throws		Rebounds				pf	a	t/o	blk	stl	pts	avg
				fg	pct	fg	pct	ft	pct	off	def	tot	avg							
STEPHEN F. AUSTIN	11/11/16	9		0-1	.000	0-0	.000	0-0	.000	1	2	3	3.0	0	0	2	1	0	0	0.0
CANISIUS	11/13/16	7	1-1	1.000	0-0	.000	1-4	.250	1	3	4	3.5	1	0	0	1	0	3	1.5	
vs #13/13 Michigan State	11/15/16	4	0-1	.000	0-0	.000	0-2	.000	0	0	0	2.3	1	0	0	0	0	0	1.0	
DUQUESNE	11/20/16	13	3-5	.600	0-0	.000	0-0	.000	1	2	3	2.5	2	0	0	2	0	6	2.3	
CLEVELAND STATE	11/23/16	11	1-2	.500	0-0	.000	3-5	.600	0	2	2	2.4	0	0	0	1	0	5	2.8	
UT-MARTIN	11/25/16	13	6-8	.750	0-0	.000	0-0	.000	1	3	4	2.7	3	0	1	1	0	12	4.3	
vs Arizona State	11/28/16	10	2-2	1.000	0-0	.000	0-0	.000	2	4	6	3.1	4	1	0	0	0	4	4.3	
Totals		0	67	13-20	.650	0-0	.000	4-11	.364	6	16	22	3.1	11	1	4	6	0	30	4.3

## SUPERLATIVES

Season Stats				Career Stats			
10+ points	1			10+ points	1		
20+ points	-			20+ points	-		
3+ blocks	-			3+ blocks	-		
3+ steals	-			3+ steals	-		
10+ rebounds	-			10+ rebounds	-		
Double-doubles	-			Double-doubles	-		
Dunks	3			Dunks	3		

## CAREER STATS

Year	GP-GS	Min-Avg	FG-FGA	Pct	3FG-FGA	Pct	FT-FTA	Pct	Off-Def-Tot-Avg	PF-FO	Ast	TO	Blk	Stl	Pts	Avg
2016-17	7-0	67-9.6	13-20	.650	0-0	.000	4-11	.364	6-16-22-3.1	11-0	1	4	6	0	30	4.3
TOTAL	7-0	67-9.6	13-20	.650	0-0	.000	4-11	.364	6-16-22-3.1	11-0	1	4	6	0	30	4.3



# BAM ADEBAYO

# 3

Freshman • Forward • 6-10 • Little Washington, N.C.  
High Point Christian Acad. • Undergraduate Studies

## BIO BLAST

- Has scored in double figures in the last four games and five of the last six
- Has two double-doubles this season, and just missed out on a third with 12 points and nine rebounds vs. Arizona State
- Had career highs in points (15) and rebounds (12) vs. UT Martin
- Leads the team in rebounding at 7.6 boards per game
- Preseason All-SEC First Team (AP/Coaches)
- Named to the preseason Kareem Abdul-Jabbar and Naismith Trophy watch lists
- Tabbed a preseason second-team All-American by CBSSports.com and a third-team selection by College Basketball Talk
- North Carolina 2016 Gatorade High School Player of the Year
- One of five Wildcats who earned McDonald's All-America honors on the 2016-17 roster
- Led High Point Christian Academy to a state title appearance
- Averaged 18.9 points and 13.0 rebounds as a senior in high school
- Earned his nickname, "Bam," when he flipped a coffee table as a toddler while his mother was watching "The Flintstones"

## SEASON AVERAGES

Games played	7
Minutes/game	23.7
Points/game	11.1
FG Pct	.565
3FG Pct	
FT Pct	.634
Rebounds/game	7.6
Assists/game	1.1
Turnovers/game	1.3
Assist/turnover ratio	0.9
Steals/game	0.4
Blocks/game	1.6

## SEASON HIGHS

Points..... 15 vs. UT MARTIN (11/25/16)  
 FG Made ..5, four times, last vs. Arizona State (11/28/16)  
 FG Attempts ..... 10 vs. UT MARTIN (11/25/16)  
 3FG Made.....  
 3FG Attempts .....  
 FT Made..... 8 vs. CANISIUS (11/13/16)  
 FT Attempts..... 13 vs. CANISIUS (11/13/16)  
 Rebounds ..... 12 vs. UT MARTIN (11/25/16)  
 Assists..... 2, three times, last vs. Arizona State (11/28/16)  
 Steals ..... 2 vs. DUQUESNE (11/20/16)  
 Blocks ..... 3, twice, last vs. Arizona State (11/28/16)  
 Minutes ..... 27 vs. CANISIUS (11/13/16)

## CAREER HIGHS

Points..... 15 vs. UT MARTIN (11/25/16)  
 FG Made ..5, four times, last vs. Arizona State (11/28/16)  
 FG Attempts ..... 10 vs. UT MARTIN (11/25/16)  
 3FG Made.....  
 3FG Attempts .....  
 FT Made..... 8 vs. CANISIUS (11/13/16)  
 FT Attempts..... 13 vs. CANISIUS (11/13/16)  
 Rebounds ..... 12 vs. UT MARTIN (11/25/16)  
 Assists..... 2, three times, last vs. Arizona State (11/28/16)  
 Steals ..... 2 vs. DUQUESNE (11/20/16)  
 Blocks ..... 3, twice, last vs. Arizona State (11/28/16)  
 Minutes ..... 27 vs. CANISIUS (11/13/16)

## GAME-BY-GAME

Opponent	Date	gs	min	Total		3-Pointers		Free throws		Rebounds				pf	a	t/o	blk	stl	pts	avg	
				fg-fga	pct	3fg-fga	pct	ft-fga	pct	off	def	tot	avg								
STEPHEN F. AUSTIN	11/11/16	*	15	1-1	1.000	0-0	.000	3-7	.429	1	0	1	1.0	4	1	1	0	1	5	5.0	
CANISIUS	11/13/16	*	27	3-9	.333	0-0	.000	8-13	.615	6	5	11	6.0	2	2	0	3	0	14	9.5	
vs #13/13 Michigan State	11/15/16	*	26	2-3	.667	0-0	.000	2-3	.667	1	4	5	5.7	4	0	5	2	0	6	8.3	
DUQUESNE	11/20/16	*	24	5-8	.625	0-0	.000	2-3	.667	3	5	8	6.3	2	1	1	2	2	12	9.3	
CLEVELAND STATE	11/23/16	*	26	5-8	.625	0-0	.000	4-4	1.000	2	5	7	6.4	4	2	1	0	0	14	10.2	
UT-MARTIN	11/25/16	*	25	5-10	.500	0-0	.000	5-8	.625	8	4	12	7.3	0	0	1	1	0	15	11.0	
vs Arizona State	11/28/16	*	23	5-7	.714	0-0	.000	2-3	.667	5	4	9	7.6	1	2	0	3	0	12	11.1	
Totals			7	166	26-46	.565	0-0	.000	26-41	.634	26	27	53	7.6	17	8	9	11	3	78	11.1

## SUPERLATIVES

Season Stats		Career Stats	
10+ points	5	10+ points	5
20+ points	-	20+ points	-
3+ blocks	2	3+ blocks	2
3+ steals	-	3+ steals	-
10+ rebounds	2	10+ rebounds	2
Double-doubles	2	Double-doubles	2
Dunks	17	Dunks	17

## CAREER STATS

Year	GP-GS	Min-Avg	FG-FGA	Pct	3FG-FGA	Pct	FT-FTA	Pct	Off-Def-Tot-Avg	PF-FO	Ast	TO	Blk	Stl	Pts	Avg
2016-17	7-7	166-23.7	26-46	.565	0-0	.000	26-41	.634	26-27-53-7.6	17-0	8	9	11	3	78	11.1
TOTAL	7-7	166-23.7	26-46	.565	0-0	.000	26-41	.634	26-27-53-7.6	17-0	8	9	11	3	78	11.1



## MALIK MONK

5

Freshman • Guard • 6-3 • Lepanto, Ark.  
Bentonville • Undergraduate Studies

## BIO BLAST

- SEC Freshman of the Week (11/21)
- Made 21 3-pointers in the first seven games, ahead of Jodie Meeks (19) was through seven games during his record-breaking season in 2008-09
- Scored in double figures in all seven games this year
- Led UK in scoring in each of the last three games, scoring more than 20 in each
- Leads the Wildcats in scoring with an 19.3 average
- Star of the Champions Classic win over Michigan State, scoring a game-high 23 points, highlighted by 7 of 11 from 3-point range
- Preseason All-SEC Second Team (AP/Coaches)
- Tabbed to the preseason Jerry West Award and Naismith Trophy watch lists
- Named a preseason third-team All-American by CBSSports.com
- 2016 Arkansas Gatorade High School Player of the Year
- One of five McDonald's All-Americans on the 2016-17 roster
- Shared MVP honors with fellow Wildcat, De'Aaron Fox at the Jordan Brand Classic after posting 22 points, five rebounds, three assists and three steals

## SEASON AVERAGES

Games played	7
Minutes/game	27.6
Points/game	19.3
FG Pct	47.6
3FG Pct	38.2
FT Pct	84.2
Rebounds/game	2.9
Assists/game	2.7
Turnovers/game	2.0
Assist/turnover ratio	1.4
Steals/game	0.9
Blocks/game	0.4

## SEASON HIGHS

Points	26 vs. UT MARTIN (11/25/16)
FG Made	10 vs. UT MARTIN (11/25/16)
FG Attempts	20 vs. Arizona State (11/28/16)
3FG Made	7 vs. Michigan St. (11/15/16)
3FG Attempts	11 vs. Michigan St. (11/15/16)
FT Made.4, three times, last vs. Arizona State (11/28/16)	
FT Attempts	5, twice, last vs. Arizona State (11/28/16)
Rebounds	6 vs. Michigan St. (11/15/16)
Assists	7 vs. UT MARTIN (11/25/16)
Steals	2 vs. CLEVELAND ST. (11/23/16)
Blocks	1, three times, last vs. DUQUESNE (11/20/16)
Minutes	34 vs. Michigan St. (11/15/16)

## CAREER HIGHS

Points	26 vs. UT MARTIN (11/25/16)
FG Made	10 vs. UT MARTIN (11/25/16)
FG Attempts	20 vs. Arizona State (11/28/16)
3FG Made	7 vs. Michigan St. (11/15/16)
3FG Attempts	11 vs. Michigan St. (11/15/16)
FT Made.4, three times, last vs. Arizona State (11/28/16)	
FT Attempts	5, twice, last vs. Arizona State (11/28/16)
Rebounds	6 vs. Michigan St. (11/15/16)
Assists	7 vs. UT MARTIN (11/25/16)
Steals	2 vs. CLEVELAND ST. (11/23/16)
Blocks	1, three times, last vs. DUQUESNE (11/20/16)
Minutes	34 vs. Michigan St. (11/15/16)

## GAME-BY-GAME

Opponent	Date	gs	min	Total		3-Pointers		Free throws		Rebounds				pf	a	t/o	blk	stl	pts	avg
				fg-fga	pct	3fg-fga	pct	ft-fa	pct	off	def	tot	avg							
STEPHEN F. AUSTIN	11/11/16	*	20	4-14	.286	1-6	.167	1-1	1.000	0	0	0	0.0	3	1	1	1	1	10	10.0
CANISIUS	11/13/16	*	32	5-11	.455	2-6	.333	4-4	1.000	1	3	4	2.0	2	2	3	1	1	16	13.0
vs #13/13 Michigan State	11/15/16	*	34	8-17	.471	7-11	.636	0-0	.000	0	6	6	3.3	1	1	2	0	0	23	16.3
DUQUESNE	11/20/16	*	18	6-12	.500	2-8	.250	0-0	.000	0	2	2	3.0	2	0	1	1	0	14	15.8
CLEVELAND STATE	11/23/16	*	30	8-12	.667	4-6	.667	3-5	.600	0	3	3	3.0	1	4	3	0	2	23	17.2
UT-MARTIN	11/25/16	*	29	10-17	.588	2-8	.250	4-4	1.000	0	2	2	2.8	2	7	2	0	1	26	18.7
vs Arizona State	11/28/16	*	30	8-20	.400	3-10	.300	4-5	.800	0	3	3	2.9	0	4	2	0	1	23	19.3
Totals		7	193	49-103	.476	21-55	.382	16-19	.842	1	19	20	2.9	11	19	14	3	6	135	19.3

## SUPERLATIVES

Season Stats		Career Stats	
10+ points	7	10+ points	7
20+ points	4	20+ points	4
3+ assists	3	3+ assists	3
3+ steals	-	3+ steals	-
10+ rebounds	-	10+ rebounds	-
Double-doubles	-	Double-doubles	-
Dunks	8	Dunks	8

## CAREER STATS

Year	GP-GS	Min-Avg	FG-FGA	Pct	3FG-FGA	Pct	FT-FTA	Pct	Off-Def-Tot-Avg	PF-FO	Ast	TO	Blk	Stl	Pts	Avg
2016-17	7-7	193-27.6	49-103	.476	21-55	.382	16-19	.842	1-19-20-2.9	11-0	19	14	3	6	135	19.3
TOTAL	7-7	193-27.6	49-103	.476	21-55	.382	16-19	.842	1-19-20-2.9	11-0	19	14	3	6	135	19.3



# JONNY DAVID

Sophomore • Guard • 6-2 • Pittsburgh  
Mt. Lebanon • Kinesiology

# 10

## BIO BLAST

- Played a career-high three minutes in the win over Cleveland State and took his first field-goal attempt of the season
- Made his 2016 debut in the final two minutes of the Canisius game
- Appeared in 11 games during his freshman campaign
- SEC Academic Honor Roll member as a freshman
- 1,000-point scorer in high school
- His father was a letterwinner at the University of Pittsburgh while head coach John Calipari was an assistant coach

## SEASON AVERAGES

Games played .....	5
Minutes/game .....	1.8
Points/game .....	0.0
FG Pct. ....	0.0
3FG Pct. ....	0.0
FT Pct. ....	0.0
Rebounds/game .....	0.0
Assists/game .....	0.0
Turnovers/game .....	0.6
Assist/turnover ratio .....	0.0
Steals/game .....	0.0
Blocks/game .....	0.0

## SEASON HIGHS

Points .....	-
FG Made .....	-
FG Attempts .....	1 vs. CLEVELAND ST (11/23/16)
3FG Made .....	-
3FG Attempts .....	-
FT Made .....	-
FT Attempts .....	2 vs. CANISIUS (11/13/16)
Rebounds .....	-
Assists .....	-
Steals .....	-
Blocks .....	-
Minutes .....	3 vs. CLEVELAND ST (11/23/16)

## CAREER HIGHS

Points .....	2 vs. South Florida (11/27/15)
FG Made .....	-
FG Attempts .....	1 twice, last vs. MISSOURI (1/27/16)
3FG Made .....	-
3FG Attempts .....	1 twice, last vs. MISSOURI (1/27/16)
FT Made .....	2 vs. South Florida (11/27/15)
FT Attempts .....	2, twice, last vs. CANISIUS (11/13/16)
Rebounds .....	-
Assists .....	-
Steals .....	-
Blocks .....	-
Minutes .....	3 vs. CLEVELAND ST (11/23/16)

## GAME-BY-GAME

Opponent	Date	gs	min	Total fg-fga	pct	3-Pointers 3fg-fga	pct	Free throws ft-fa	pct	Rebounds off def tot	avg	pf	a	t/o	blk	stl	pts	avg
STEPHEN F. AUSTIN	11/11/16	dnp	-	-	-	-	-	-	-	-	-	-	-	-	-	-	-	-
CANISIUS	11/13/16	2	0-0	.000	0-0	.000	0-2	.000	0	0	0	0.0	0	0	0	0	0	0.0
vs #13/13 Michigan State	11/15/16	dnp	-	-	-	-	-	-	-	-	-	-	-	-	-	-	-	-
DUQUESNE	11/20/16	2	0-0	.000	0-0	.000	0-0	.000	0	0	0	0.0	0	0	2	0	0	0.0
CLEVELAND STATE	11/23/16	3	0-1	.000	0-0	.000	0-0	.000	0	0	0	0.0	0	0	0	0	0	0.0
UT-MARTIN	11/25/16	1	0-0	.000	0-0	.000	0-0	.000	0	0	0	0.0	0	0	1	0	0	0.0
vs Arizona State	11/28/16	1	0-0	.000	0-0	.000	0-0	.000	0	0	0	0.0	0	0	0	0	0	0.0
Totals		9	0-1	.000	0-0	.000	0-2	.000	0	0	0	0.0	0	0	3	0	0	0.0

## SUPERLATIVES

Season Stats	Career Stats
10+ points	-
20+ points	-
3+ assists	-
3+ steals	-
10+ rebounds	-
Double-doubles	-
Dunks	-

## CAREER STATS

Year	GP-GS	Min-Avg	FG-FGA	Pct	3FG-FGA	Pct	FT-FTA	Pct	Off-Def-Tot-Avg	PF-FO	Ast	TO	Blk	Stl	Pts	Avg
2015-16	11-0	11-1.0	0-2	.00	0-2	.000	2-2	1.000	0-0-0-0.0	1-0	0	1	0	0	2	0.2
2016-17	5-0	9-1.8	0-1	.000	0-0	.000	0-2	.000	0-0-0-0.0	0-0	0	3	0	0	0	0.0
TOTAL	16-0	20-1.3	0-3	.000	0-2	.000	2-4	.500	0-0-0-0.0	1-0	0	4	0	0	2	0.1



# MYCHAL MULDER

Senior • Guard • 6-4 • Windsor, Ontario  
Vincennes University • Communication

# 11

## BIO BLAST

- Has made 15 of 32 3-pointers in six games this season, leading UK in 3-point field-goal percentage (.469)
- Has knocked down multiple 3-pointers in four consecutive outings
- Scored in double figures in three straight games for the first time in his career (Nov. 20-25)
- Seen a significant bump in his minutes recently, averaging 17.0 minutes over the last four
- Has scored 44 points over his last four games after scoring 23 in his previous 27 appearances for the Wildcats
- Appeared in 24 games in his first season with Kentucky after transferring from Vincennes University
- Junior College All-American who averaged 15.7 points and 6.4 rebounds while connecting on 46.3 percent of his field goals from 3-point range at Vincennes
- Well-rounded athlete who also competed in football and track and field in high school
- One of four players on the 2016-17 roster who were born outside of the United States
- Has a 44-inch vertical, the second-best mark on the team (behind Dominique Hawkins)

## SEASON AVERAGES

Games played	7
Minutes/game	11.4
Points/game	7.9
FG Pct	.48.8
3FG Pct	.46.9
FT Pct	
Rebounds/game	1.6
Assists/game	0.3
Turnovers/game	0.4
Assist/turnover ratio	0.7
Steals/game	0.4
Blocks/game	0.4

## SEASON HIGHS

Points..... 13, twice, last vs. CLEVELAND ST. (11/23/16)  
 FG Made ..... 5, twice, last vs. CLEVELAND ST. (11/23/16)  
 FG Attempts ..... 11 vs. DUQUESNE (11/20/16)  
 3FG Made ..... 4 vs. UT MARTIN (11/25/16)  
 3FG Attempts ..... 8 vs. DUQUESNE (11/20/16)  
 FT Made .....  
 FT Attempts .....  
 Rebounds ..... 4 vs. DUQUESNE (11/20/16)  
 Assists ..... 1, twice, last vs. UT MARTIN (11/25/16)  
 Steals ..... 2 vs. UT MARTIN (11/25/16)  
 Blocks ..1, three times, last vs. CLEVELAND ST. (11/23/16)  
 Minutes ..... 22 vs. CLEVELAND ST. (11/23/16)

## CAREER HIGHS

Points..... 13, twice, last vs. CLEVELAND ST. (11/23/16)  
 FG Made ..... 5, twice, last vs. CLEVELAND ST. (11/23/16)  
 FG Attempts ..... 11 vs. DUQUESNE (11/20/16)  
 3FG Made ..... 4 vs. UT MARTIN (11/25/16)  
 3FG Attempts ..... 8 vs. DUQUESNE (11/20/16)  
 FT Made ..... 2 at LSU (1/5/16)  
 FT Attempts ..... 2 at LSU (1/5/16)  
 Rebounds ..... 8 at LSU (1/5/16)  
 Assists ..... 2 vs. MISSISSIPPI ST. (1/12/16)  
 Steals ..... 2 vs. UT MARTIN (11/25/16)  
 Blocks ..1, three times, last vs. CLEVELAND ST. (11/23/16)  
 Minutes ..... 22 vs. CLEVELAND ST. (11/23/16)

## GAME-BY-GAME

Opponent	Date	gs	min	Total		3-Pointers		Free throws		Rebounds				pf	a	t/o	blk	stl	pts	avg
				fg-fga	pct	3fg-3fga	pct	ft-fta	pct	off	def	tot	avg							
STEPHEN F. AUSTIN	11/11/16	6	3-4	.750	2-3	.667	0-0	.000	0	0	0	0	0	0	0	0	0	0	8	8.0
CANISIUS	11/13/16	4	1-2	.500	1-2	.500	0-0	.000	0	0	0	0	0	0	0	0	0	1	3	5.5
vs #13/13 Michigan State	11/15/16	2	0-1	.000	0-1	.000	0-0	.000	0	0	0	0	0	0	0	0	0	0	0	3.7
DUQUESNE	11/20/16	20	5-11	.455	3-8	.375	0-0	.000	3	1	4	1.0	1	1	1	1	0	13	6.0	
CLEVELAND STATE	11/23/16	22	5-10	.500	3-7	.429	0-0	.000	2	0	2	1.2	1	0	2	1	0	13	7.4	
UT-MARTIN	11/25/16	15	4-5	.800	4-5	.800	0-0	.000	0	2	2	1.3	3	1	0	0	2	12	8.2	
vs Arizona State	11/28/16	11	2-8	.250	2-6	.333	0-0	.000	1	2	3	1.6	0	0	0	0	0	6	7.9	
Totals		0	80	20-41	.488	15-32	.469	0-0	.000	6	5	11	1.6	7	2	3	3	3	55	7.9

## SUPERLATIVES

Season Stats		Career Stats	
10+ points	3	10+ points	3
20+ points	-	20+ points	-
3+ assists	-	3+ assists	-
3+ steals	-	3+ steals	-
10+ rebounds	-	10+ rebounds	-
Double-doubles	-	Double-doubles	-
Dunks	2	Dunks	2

## CAREER STATS

Year	GP-GS	Min-Avg	FG-FGA	Pct	3FG-FGA	Pct	FT-FTA	Pct	Off-Def-Tot-Avg	PF-FO	Ast	TO	Blk	Stl	Pts	Avg
2015-16	24-0	90-3.8	4-20	.200	2-12	.167	2-2	1.000	9-18-27-1.1	6-0	8	2	0	1	12	0.5
2016-17	7-0	80-11.4	20-41	.488	15-32	.469	0-0	.000	6-5-11-1.6	7-0	2	3	3	3	55	7.9
TOTAL	31-0	170-5.5	24-61	.393	17-44	.386	2-2	1.000	15-23-38-1.2	13-0	10	5	3	4	67	2.2





## ISAIAH BRISCOE

13

Sophomore • Guard • 6-3 • Newark, N.J.  
Roselle Catholic • Undergraduate Studies

## BIO BLAST

- Returned to the starting lineup and scored 20 points, while dishing out seven assists in a win over Arizona State. He also was 2 of 2 from 3-point range for the first time in his career
- Missed two games with a back injury that he suffered during the Duquesne game
- Scored in double figures all five games he's played year, leading UK in scoring the first two
- Preseason All-SEC Second Team (AP/Coaches)
- Kentucky's leading returning player in points, rebounds and assists
- Led all UK guards a season ago with an average of 5.3 rebounds per game
- Scored in double figures in 19 games while averaging 9.6 points and 3.1 assists per game
- Dished out three or more assists in 15 of the final 23 games
- Averaged 32.2 minutes per game, ninth most in the SEC
- Registered two double-doubles in his career
- One of five McDonald's All-Americans on the 2016-17 roster
- Utilized the new NCAA rule allowing players to workout for NBA teams before deciding on whether to declare for the draft or remain in school

## SEASON AVERAGES

Games played	5
Minutes/game	28.0
Points/game	18.4
FG Pct	55.7
3FG Pct	33.3
FT Pct	75.0
Rebounds/game	3.4
Assists/game	3.4
Turnovers/game	2.0
Assist/turnover ratio	1.7
Steals/game	1.8
Blocks/game	0.4

## SEASON HIGHS

Points..... 21, twice, last vs. Michigan St. (11/15/16)  
 FG Made ..... 9 vs. CANISIUS (11/13/16)  
 FG Attempts ..... 18 vs. Michigan St. (11/15/16)  
 3FG Made ..... 2 vs. Arizona State (11/28/16)  
 3FG Attempts ... 3, twice, last vs. Michigan St. (11/15/16)  
 FT Made ..... 5, twice, last vs. DUQUESNE (11/20/16)  
 FT Attempts ..... 7 vs. SFA (11/11/16)  
 Rebounds ..... 5 vs. CANISIUS (11/13/16)  
 Assists ..... 7 vs. Arizona State (11/28/16)  
 Steals ..... 4 vs. DUQUESNE (11/20/16)  
 Blocks ..... 1, twice, last vs. DUQUESNE (11/20/16)  
 Minutes ..... 35 vs. Michigan St. (11/15/16)

## CAREER HIGHS

Points..... 21, twice, last vs. Michigan St. (11/15/16)  
 FG Made ..... 9 vs. CANISIUS (11/13/16)  
 FG Attempts ..... 18 vs. Michigan St. (11/15/16)  
 3FG Made ..... 2 vs. Arizona State (11/28/16)  
 3FG Attempts ..... 4 vs. NJIT (11/14/15)  
 FT Made ..... 6 at Kansas (1/30/16)  
 FT Attempts ..... 12 at Kansas (1/30/16)  
 Rebounds ..... 12 vs. NJIT (11/14/15)  
 Assists ..... 7, three times, last vs. Arizona State (11/28/16)  
 Steals ..... 4, twice, last vs. DUQUESNE (11/20/16)  
 Blocks ..... 1, seven times, last vs. DUQUESNE (11/20/16)  
 Minutes ..... 41, twice, last vs. Texas A&M (3/13/16)

## GAME-BY-GAME

Opponent	Date	gs	min	Total		3-Pointers		Free throws		Rebounds				pf	a	t/o	blk	stl	pts	avg
				fg-fga	pct	3fg-fga	pct	ft-fa	pct	off	def	tot	avg							
STEPHEN F. AUSTIN	11/11/16	*	31	6-11	.545	1-3	.333	4-7	.571	0	1	1	1.0	2	1	4	0	1	17	17.0
CANISIUS	11/13/16	*	32	9-13	.692	0-0	.000	3-4	.750	0	5	5	3.0	3	2	1	1	0	21	19.0
vs #13/13 Michigan State	11/15/16	*	35	8-18	.444	0-3	.000	5-5	1.000	2	2	4	3.3	1	2	1	0	1	21	19.7
DUQUESNE	11/20/16	*	17	4-10	.400	0-1	.000	5-6	.833	0	3	3	3.3	0	5	3	1	4	13	18.0
CLEVELAND STATE	11/23/16	dnp	-	-	-	-	-	-	-	-	-	-	-	-	-	-	-	-	-	-
UT-MARTIN	11/25/16	dnp	-	-	-	-	-	-	-	-	-	-	-	-	-	-	-	-	-	-
vs Arizona State	11/28/16	*	25	7-9	.778	2-2	1.000	4-6	.667	1	3	4	3.4	3	7	1	0	3	20	18.4
Totals			5	140	34-61	.557	3-9	.333	21-28	.750	3	14	17	3.4	9	17	10	2	92	18.4

## SUPERLATIVES

Season Stats			Career Stats		
10+ points	5		10+ points	24	
20+ points	3		20+ points	4	
3+ assists	2		3+ assists	22	
3+ steals	2		3+ steals	4	
10+ rebounds	-		10+ rebounds	3	
Double-doubles	-		Double-doubles	2	
Dunks	-		Dunks	1	

## CAREER STATS

Year	GP-GS	Min-Avg	FG-FGA	Pct	3FG-FGA	Pct	FT-FTA	Pct	Off-Def-Tot-Avg	PF-FO	Ast	TO	Blk	Stl	Pts	Avg
2015-16	34-33	1094-32.2	132-301	.439	5-37	.135	57-124	.460	49-132-181-5.3	96-2	107	66	5	35	326	9.6
2016-17	5-5	140-28.0	34-61	.557	3-9	.333	21-28	.750	3-14-17-3.4	9-0	17	10	2	9	92	18.4
TOTAL	39-38	1234-31.6	166-362	.459	8-46	.174	78-152	.513	52-146-198-5.1	105-2	124	76	7	44	418	10.7



## TAI WYNYARD

14

RS Freshman • Forward • 6-10 • Auckland, New Zealand  
Rangitoto College • Undergraduate Studies

## BIO BLAST

- Scored two points with a rebound and a block in three minutes vs. Arizona State
- Efficient in his four minutes against Cleveland State, scoring four points and grabbing three rebounds
- Made the first basket of his career against Duquesne
- Suffered a facial fracture to his left cheek in a preseason practice and missed part of preseason
- Redshirted after enrolling midyear during the 2015-16 season
- Played for the New Zealand National Team in the FIBA 3-on-3 World Championships for a second straight year this summer
- Was the most valuable player in the 3-on-3 tournament in 2015 when he lead New Zealand to a gold medal
- Was the youngest player to ever make the New Zealand National Team roster
- His father is a world-champion lumberjack who owns more than 150 individual world titles. Tai like his father, also enjoys competing in lumberjack competitions

## SEASON AVERAGES

Games played	7
Minutes/game	2.9
Points/game	1.1
FG Pct	80.0
3FG Pct	
FT Pct	0.0
Rebounds/game	1.3
Assists/game	0.1
Turnovers/game	0.1
Assist/turnover ratio	1.0
Steals/game	
Blocks/game	0.1

## SEASON HIGHS

Points	4 vs. CLEVELAND ST. (11/23/16)
FG Made	2 vs. CLEVELAND ST. (11/23/16)
FG Attempts	2 vs. CLEVELAND ST. (11/23/16)
3FG Made	
3FG Attempts	
FT Made	
FT Attempts	1 vs. CLEVELAND ST. (11/23/16)
Rebounds	3 vs. CLEVELAND ST. (11/23/16)
Assists	1 vs. UT MARTIN (11/25/16)
Steals	
Blocks	1 vs. Arizona State (11/28/16)
Minutes	4 vs. CLEVELAND ST. (11/23/16)

## CAREER HIGHS

Points	4 vs. CLEVELAND ST. (11/23/16)
FG Made	2 vs. CLEVELAND ST. (11/23/16)
FG Attempts	2 vs. CLEVELAND ST. (11/23/16)
3FG Made	
3FG Attempts	
FT Made	
FT Attempts	1 vs. CLEVELAND ST. (11/23/16)
Rebounds	3 vs. CLEVELAND ST. (11/23/16)
Assists	1 vs. UT MARTIN (11/25/16)
Steals	
Blocks	1 vs. Arizona State (11/28/16)
Minutes	4 vs. CLEVELAND ST. (11/23/16)

## GAME-BY-GAME

Opponent	Date	gs	min	Total		3-Pointers		Free throws		Rebounds				pf	a	t/o	blk	stl	pts	avg
				fg-fga	pct	3fg-fga	pct	ft-fa	pct	off	def	tot	avg							
STEPHEN F. AUSTIN	11/11/16	2		0-0	.000	0-0	.000	0-0	.000	0	0	0	0.0	1	0	0	0	0	0.0	
CANISIUS	11/13/16	3		0-0	.000	0-0	.000	0-0	.000	0	1	1	0.5	0	0	1	0	0	0.0	
vs #13/13 Michigan State	11/15/16	2		0-0	.000	0-0	.000	0-0	.000	0	2	2	1.0	0	0	0	0	0	0.0	
DUQUESNE	11/20/16	3	1-1	1.000	0-0	.000	0-0	.000	0-0	0	0	0	0.8	1	0	0	0	2	0.5	
CLEVELAND STATE	11/23/16	4	2-2	1.000	0-0	.000	0-1	.000	1	2	3	1.2	0	0	0	0	0	4	1.2	
UT-MARTIN	11/25/16	3	0-1	.000	0-0	.000	0-0	.000	1	1	2	1.3	0	1	0	0	0	0	1.0	
vs Arizona State	11/28/16	3	1-1	1.000	0-0	.000	0-0	.000	1	0	1	1.3	0	0	0	1	0	2	1.1	
Totals		0	20	4.5	.800	0-0	.000	0-1	.000	3	6	9	1.3	2	1	1	1	0	8	1.1

## SUPERLATIVES

Season Stats		Career Stats	
10+ points	-	10+ points	-
20+ points	-	20+ points	-
3+ blocks	-	3+ blocks	-
3+ steals	-	3+ steals	-
10+ rebounds	-	10+ rebounds	-
Double-doubles	-	Double-doubles	-
Dunks	-	Dunks	-

## CAREER STATS

Year	GP-GS	Min-Avg	FG-FGA	Pct	3FG-FGA	Pct	FT-FTA	Pct	Off-Def-Tot-Avg	PF-FO	Ast	TO	Blk	Stl	Pts	Avg
2016-17	7-0	20-2.9	4-5	.800	0-0	.000	0-1	.000	3-6-9-1.3	2-0	1	1	1	0	8	1.1
TOTAL	7-0	20-2.9	4-5	.800	0-0	.000	0-1	.000	3-6-9-1.3	2-0	1	1	1	0	8	1.1



## ISAAC HUMPHRIES

15

Sophomore • Forward • 7-0 • Sydney, Australia  
La Lumiere School • Communication

## BIO BLAST

- Has played double-digit minutes in all but two games this year and has scored seven or more points in two of the last three
- Just missed out on his first career double-double with a career-high-tying nine points and nine rebounds in 11 minutes against Cleveland State
- Had nine points and a team-high eight rebounds against Stephen F. Austin
- Added a team-high and career-best three steals and led UK with three blocks vs. SFA
- Appeared in 22 games as a freshman and made one start
- Had a breakout game at Texas A&M with six points and a career-best 12 points
- Spent the offseason completely transforming his body and is down almost 15 pounds from when he reported as a freshman
- SEC Academic Honor roll member
- Attended a performing arts school while growing up in Australia

## SEASON AVERAGES

Games played	7
Minutes/game	11.4
Points/game	5.1
FG Pct	53.3
3FG Pct	
FT Pct	66.7
Rebounds/game	5.0
Assists/game	0.4
Turnovers/game	0.7
Assist/turnover ratio	0.6
Steals/game	0.7
Blocks/game	1.1

## SEASON HIGHS

Points..... 9, twice, last vs. CLEVELAND ST. (11/23/16)  
 FG Made ..... 4, twice, last vs. CLEVELAND ST. (11/23/16)  
 FG Attempts ..... 8 vs. SFA (11/11/16)  
 3FG Made .....  
 3FG Attempts .....  
 FT Made.....1, four times, last vs. Arizona State (11/28/16)  
 FT Attempts..... 2, twice, last vs. Arizona State (11/28/16)  
 Rebounds .....9 vs. CLEVELAND ST. (11/23/16)  
 Assists.....1, three times, last vs. CLEVELAND ST. (11/23/16)  
 Steals ..... 3 vs. SFA (11/11/16)  
 Blocks ..... 3 vs. SFA (11/11/16)  
 Minutes ..... 19 vs. SFA (11/11/16)

## CAREER HIGHS

Points..... 9, twice, last vs. CLEVELAND ST. (11/23/16)  
 FG Made ..... 4, twice, last vs. CLEVELAND ST. (11/23/16)  
 FG Attempts ..... 8 vs. SFA (11/11/16)  
 3FG Made .....  
 3FG Attempts .....  
 FT Made.....4 vs. ALBANY (11/13/15)  
 FT Attempts..... 4, twice, last at UCLA (12/3/15)  
 Rebounds ..... 12 at Texas A&M (2/20/16)  
 Assists..... 1, five times, last vs. CLEVELAND ST. (11/23/16)  
 Steals .....3 vs. SFA (11/11/16)  
 Blocks .....4 vs. GEORGIA (2/9/16)  
 Minutes ..... 27 at UCLA (12/3/15)

## GAME-BY-GAME

Opponent	Date	gs	min	Total		3-Pointers		Free throws		Rebounds				pf	a	t/o	blk	stl	pts	avg
				fg-fga	pct	3fg-fga	pct	ft-fa	pct	off	def	tot	avg							
STEPHEN F. AUSTIN	11/11/16	19		4-8	.500	0-0	.000	1-2	.500	4	4	8	8.0	0	1	1	3	3	9	9.0
CANISIUS	11/13/16	7		3-4	.750	0-0	.000	0-0	.000	3	1	4	6.0	3	0	1	0	0	6	7.5
vs #13/13 Michigan State	11/15/16	13		0-3	.000	0-0	.000	0-0	.000	1	4	5	5.7	2	1	1	1	2	0	5.0
DUQUESNE	11/20/16	10		1-2	.500	0-0	.000	0-0	.000	1	2	3	5.0	1	0	0	0	0	2	4.3
CLEVELAND STATE	11/23/16	11		4-6	.667	0-0	.000	1-1	1.000	5	4	9	5.8	3	1	2	0	0	9	5.2
UT-MARTIN	11/25/16	12		3-5	.600	0-0	.000	1-1	1.000	2	1	3	5.3	2	0	0	2	0	7	5.5
vs Arizona State	11/28/16	8		1-2	.500	0-0	.000	1-2	.500	3	0	3	5.0	1	0	0	2	0	3	5.1
Totals		0	80	16-30	.533	0-0	.000	4-6	.667	19	16	35	5.0	12	3	5	8	5	36	5.1

## SUPERLATIVES

Season Stats		Career Stats	
10+ points	-	10+ points	-
20+ points	-	20+ points	-
3+ blocks	1	3+ blocks	2
3+ steals	1	3+ steals	1
10+ rebounds	-	10+ rebounds	1
Double-doubles	-	Double-doubles	-
Dunks	2	Dunks	2

## CAREER STATS

Year	GP-GS	Min-Avg	FG-FGA	Pct	3FG-FGA	Pct	FT-FTA	Pct	Off-Def-Tot-Avg	PF-FO	Ast	TO	Blk	Stl	Pts	Avg
2015-16	23-1	210-9.1	16-41	.390	0-0	.000	11-15	.733	20-36-56-2.4	46-2	2	10	16	2	43	1.9
2016-17	7-0	80-11.4	16-30	.533	0-0	.000	4-6	.667	19-16-35-5.0	12-0	3	5	8	5	36	5.1
TOTAL	30-1	290-9.7	32-71	.451	0-0	.000	15-21	.714	39-52-91-3.0	58-2	5	15	24	7	79	2.6





## BRAD CALIPARI

Freshman • Guard • 6-0 • Franklin Lakes, N.J.  
MacDuffie School • Business-Marketing

20

## BIO BLAST

- Drained his first-career 3-pointer, while also adding an assist in the win over Arizona State
- Played a career-high eight minutes vs. Cleveland State and registered his first career block
- Made his UK debut in the final two minutes of the Stephen F. Austin game
- Scored his first career points -- two free throws -- vs. Canisius
- Had five points and a rebound in the exhibition win over Asbury
- Scored six points off a pair of 3-pointers in the exhibition win vs. Clarion
- Played 35 minutes and scored three points in the Blue-White Game
- Spent the last two seasons at MacDuffie after starting his high school career at Lexington Christian Academy
- Developed into a sharpshooter during his final season at MacDuffie, where he shot a team-high 47 percent from behind the 3-point line
- Averaged 15.3 points, 3.6 assists and 2.6 rebounds per game as a senior
- Finished his career as a 1,000-point scorer
- Aspires to be a coach one day

## SEASON AVERAGES

Games played	7
Minutes/game	3.9
Points/game	0.7
FG Pct	11.1
3FG Pct	12.5
FT Pct	40.0
Rebounds/game	0.3
Assists/game	0.1
Turnovers/game	0.3
Assist/turnover ratio	0.5
Steals/game	0.5
Blocks/game	0.1

## SEASON HIGHS

Points	3 vs. Arizona State (11/28/16)
FG Made	1 vs. Arizona State (11/28/16)
FG Attempts	3 vs. Arizona State (11/28/16)
3FG Made	1 vs. Arizona State (11/28/16)
3FG Attempts	3 vs. CLEVELAND ST. (11/23/16)
FT Made	2 vs. CANISIUS (11/13/16)
FT Attempts	3 vs. CANISIUS (11/13/16)
Rebounds	1, twice, last vs. Arizona State (11/28/16)
Assists	1 vs. Arizona State (11/28/16)
Steals	
Blocks	1 vs. CLEVELAND ST. (11/23/16)
Minutes	8 vs. CLEVELAND ST. (11/23/16)

## CAREER HIGHS

Points	3 vs. Arizona State (11/28/16)
FG Made	1 vs. Arizona State (11/28/16)
FG Attempts	3 vs. Arizona State (11/28/16)
3FG Made	1 vs. Arizona State (11/28/16)
3FG Attempts	3 vs. CLEVELAND ST. (11/23/16)
FT Made	2 vs. CANISIUS (11/13/16)
FT Attempts	3 vs. CANISIUS (11/13/16)
Rebounds	1, twice, last vs. Arizona State (11/28/16)
Assists	1 vs. Arizona State (11/28/16)
Steals	
Blocks	1 vs. CLEVELAND ST. (11/23/16)
Minutes	8 vs. CLEVELAND ST. (11/23/16)

## GAME-BY-GAME

Opponent	Date	gs	min	Total		3-Pointers		Free throws		Rebounds				pf	a	t/o	blk	stl	pts	avg
				fg	pct	3fg	pct	ft	pct	off	def	tot	avg							
STEPHEN F. AUSTIN	11/11/16	2	0	0-0	.000	0-0	.000	0-0	.000	0	0	0	0.0	0	0	0	0	0	0.0	
CANISIUS	11/13/16	3	0	0-0	.000	0-0	.000	2-3	.667	0	0	0	0.0	0	0	1	0	0	2	1.0
vs #13/13 Michigan State	11/15/16	2	0	1-1	.000	0-1	.000	0-0	.000	0	0	0	0.0	0	0	0	0	0	0	0.7
DUQUESNE	11/20/16	3	0	0-0	.000	0-0	.000	0-0	.000	0	1	1	0.3	0	0	0	0	0	0	0.5
CLEVELAND STATE	11/23/16	8	0	3-3	.000	0-3	.000	0-0	.000	0	0	0	0.2	0	0	1	1	0	0	0.4
UT-MARTIN	11/25/16	5	0	2-2	.000	0-2	.000	0-2	.000	0	0	0	0.2	1	0	0	0	0	0	0.3
vs Arizona State	11/28/16	4	1	3-3	.333	1-2	.500	0-0	.000	0	1	1	0.3	0	1	0	0	0	3	0.7
Totals		0	27	1-9	.111	1-8	.125	2-5	.400	0	2	2	0.3	1	1	2	1	0	5	0.7

## SUPERLATIVES

Season Stats	Career Stats
10+ points	-
20+ points	-
3+ assists	-
3+ steals	-
10+ rebounds	-
Double-doubles	-
Dunks	-

## CAREER STATS

Year	GP-GS	Min-Avg	FG-FGA	Pct	3FG-FGA	Pct	FT-FTA	Pct	Off-Def-Tot-Avg	PF-FO	Ast	TO	Blk	Stl	Pts	Avg
2016-17	7-0	27-3.9	1-9	.111	1-8	.125	2-5	.400	0-2-2-0.3	1-0	1	2	1	0	5	0.7
TOTAL	7-0	27-3.9	1-9	.111	1-8	.125	2-5	.400	0-2-2-0.3	1-0	1	2	1	0	5	0.7



## DOMINIQUE HAWKINS

25

Senior • Guard • 6-0 • Richmond, Ky.  
Madison Central • Communication

## BIO BLAST

- Owns an SEC-leading and second-nationally 11.0 assist-to-turnover ratio
- Has posted 22 assists with just two turnovers on the year
- Scored seven points and added three rebounds and three assists vs. Arizona State
- Registered a career-high nine assists in a career-high 32 minutes against UT Martin
- Had four assists and three rebounds in a win over Duquesne
- Dished out three assists in 17 minutes against Stephen F. Austin
- Appeared in a team-high 89 career games with 11 starts
- Set career highs in points, field-goal percentage, free throws made, 3-point field goals made and blocks as a junior
- Had a career game against Louisville last season with 13 points and three 3-pointers. Prior to that game he had never made more than one 3 in a game
- SEC Academic Honor Roll member in 2016
- Interned with the University Campus PR department this summer
- Traveled to China for the second time in his career with Sports Reach
- Has the top vertical leap on the team

## SEASON AVERAGES

Games played	7
Minutes/game	17.1
Points/game	3.0
FG Pct	28.6
3FG Pct	10.0
FT Pct	80.0
Rebounds/game	2.0
Assists/game	3.1
Turnovers/game	0.3
Assist/turnover ratio	11.0
Steals/game	0.7
Blocks/game	

## SEASON HIGHS

Points	7 vs. Arizona State (11/28/16)
FG Made	2 vs. Arizona State (11/28/16)
FG Attempts	5, three times, last vs. Arizona State (11/28/16)
3FG Made	1 vs. Arizona State (11/28/16)
3FG Attempts	3 vs. Arizona State (11/28/16)
FT Made	4 vs. UT MARTIN (11/25/16)
FT Attempts	4 vs. UT MARTIN (11/25/16)
Rebounds	4 vs. UT MARTIN (11/25/16)
Assists	9 vs. UT MARTIN (11/25/16)
Steals	2 vs. CANISIUS (11/13/16)
Blocks	
Minutes	32 vs. UT MARTIN (11/25/16)

## CAREER HIGHS

Points	13 vs. LOUISVILLE (12/26/15)
FG Made	3, three times, last vs. Alabama (3/11/16)
FG Attempts	8 vs. MONTANA ST. (11/23/14)
3FG Made	3 vs. LOUISVILLE (12/26/15)
3FG Attempts	4 vs. LOUISVILLE (12/26/15)
FT Made	5 vs. ILLINOIS ST. (11/30/15)
FT Attempts	7 vs. ILLINOIS ST. (11/30/15)
Rebounds	4, three times, last vs. UT MARTIN (11/25/16)
Assists	9 vs. UT MARTIN (11/25/16)
Steals	2, three times, last vs. CANISIUS (11/13/16)
Blocks	1, five times, last at Florida (3/1/16)
Minutes	32 vs. UT MARTIN (11/25/16)

## GAME-BY-GAME

Opponent	Date	gs	min	Total		3-Pointers		Free throws		Rebounds				pf	a	t/o	blk	stl	pts	avg
				fg-fga	pct	3fg-fga	pct	ft-fa	pct	off	def	tot	avg							
STEPHEN F. AUSTIN	11/11/16	17		0-1	.000	0-0	.000	1-2	.500	0	0	0	0.0	2	3	1	0	0	1	1.0
CANISIUS	11/13/16	15		1-2	.500	0-1	.000	0-0	.000	1	0	1	0.5	3	1	0	0	2	2	1.5
vs #13/13 Michigan State	11/15/16	13		1-3	.333	0-2	.000	1-2	.500	1	1	2	1.0	1	2	0	0	1	3	2.0
DUQUESNE	11/20/16	20		1-5	.200	0-2	.000	0-0	.000	2	1	3	1.5	1	4	0	0	0	2	2.0
CLEVELAND STATE	11/23/16	*	6	0-0	.000	0-0	.000	0-0	.000	0	1	1	1.4	1	0	0	0	1	0	1.6
UT-MARTIN	11/25/16	*	32	1-5	.200	0-2	.000	4-4	1.000	2	2	4	1.8	0	9	1	0	1	6	2.3
vs Arizona State	11/28/16	17		2-5	.400	1-3	.333	2-2	1.000	0	3	3	2.0	1	3	0	0	0	7	3.0
Totals		2	120	6-21	.286	1-10	.100	8-10	.800	6	8	14	2.0	9	22	2	0	5	21	3.0

## SUPERLATIVES

Season Stats		Career Stats	
10+ points	-	10+ points	1
20+ points	-	20+ points	-
3+ assists	3	3+ assists	7
3+ steals	-	3+ steals	-
10+ rebounds	-	10+ rebounds	-
Double-doubles	-	Double-doubles	-
Dunks	1	Dunks	3

## CAREER STATS

Year	GP-GS	Min-Avg	FG-FGA	Pct	3FG-FGA	Pct	FT-FTA	Pct	Off-Def-Tot-Avg	PF-FO	Ast	TO	Blk	Stl	Pts	Avg
2013-14	33-0	283-8.6	9-31	.290	2-16	.125	5-13	.385	7-16-23-0.7	37-0	12	6	1	4	25	0.8
2014-15	23-9	163-7.1	10-35	.286	5-21	.238	4-10	.400	3-13-16-0.7	14-0	14	5	1	7	29	1.3
2015-16	27-0	249-9.2	17-46	.370	8-29	.276	19-25	.760	13-9-22-0.8	30-0	13	6	3	6	61	2.3
2016-17	7-2	120-17.1	6-21	.286	1-10	.100	8-10	.800	6-8-14-2.0	9-0	22	2	0	5	21	3.0
TOTAL	90-11	815-9.1	42-133	.316	16-76	.211	36-58	.621	29-46-75-0.8	90-0	61	19	5	22	136	1.5



## DILLON PULLIAM

30

RS Sophomore • Guard • 6-3 • Cynthiana, Ky.  
Transylvania University • Computer Engineering

## BIO BLAST

- Logged a rebound and an assist in the win over Duquesne
- Made his UK debut playing the final two minutes of the Canisius game
- Sat out the 2015-16 season due to NCAA transfer rules
- Played his freshman season at Transylvania University where he averaged 4.8 points and 3.4 rebounds per game
- SEC Academic Honor Roll member
- Took a mission trip to Belize this summer with Sports Reach

## SEASON AVERAGES

Games played	4
Minutes/game	1.5
Points/game	0.0
FG Pct.	0.0
3FG Pct.	0.0
FT Pct.	0.0
Rebounds/game	0.3
Assists/game	0.3
Turnovers/game	0.3
Assist/turnover ratio	1.0
Steals/game	0.0
Blocks/game	0.0

## SEASON HIGHS

Points	0
FG Made	0
FG Attempts	1 vs. Arizona State (11/28/16)
3FG Made	0
3FG Attempts	0
FT Made	0
FT Attempts	0
Rebounds	1 vs. DUQUESNE (11/20/16)
Assists	1 vs. DUQUESNE (11/20/16)
Steals	0
Blocks	0
Minutes	2, twice, last vs. DUQUESNE (11/20/16)

## CAREER HIGHS

Points	0
FG Made	0
FG Attempts	1 vs. Arizona State (11/28/16)
3FG Made	0
3FG Attempts	0
FT Made	0
FT Attempts	0
Rebounds	1 vs. DUQUESNE (11/20/16)
Assists	1 vs. DUQUESNE (11/20/16)
Steals	0
Blocks	0
Minutes	2, twice, last vs. DUQUESNE (11/20/16)

## GAME-BY-GAME

Opponent	Date	gs	min	Total fg-fga	pct	3-Pointers 3fg-fga	pct	Free throws ft-fa	pct	Rebounds off	def	tot	avg	pf	a	t/o	blk	stl	pts	avg
STEPHEN F. AUSTIN	11/11/16	dnp		-		-		-		-	-	-	0.0	0	0	0	0	0	0	0.0
CANISIUS	11/13/16	2		0-0	.000	0-0	.000	0-0	.000	0	0	0	0.0	0	0	0	0	0	0	0.0
vs #13/13 Michigan State	11/15/16	dnp		-		-		-		-	-	-	0.0	0	0	0	0	0	0	0.0
DUQUESNE	11/20/16	2		0-0	.000	0-0	.000	0-0	.000	0	1	1	0.5	0	1	1	0	0	0	0.0
CLEVELAND STATE	11/23/16	dnp		-		-		-		-	-	-	0.0	0	0	0	0	0	0	0.0
UT-MARTIN	11/25/16	1		0-0	.000	0-0	.000	0-0	.000	0	0	0	0.3	0	0	0	0	0	0	0.0
vs Arizona State	11/28/16	1		0-1	.000	0-0	.000	0-0	.000	0	0	0	0.3	0	0	0	0	0	0	0.0
Totals		0	6	0-1	.000	0-0	.000	0-0	.000	0	1	1	0.3	0	1	1	0	0	0	0.0

## SUPERLATIVES

Season Stats	Career Stats
10+ points	-
20+ points	-
3+ assists	-
3+ steals	-
10+ rebounds	-
Double-doubles	-
Dunks	-

## CAREER STATS

Year	GP-GS	Min-Avg	FG-FGA	Pct	3FG-FGA	Pct	FT-FTA	Pct	Off-Def-Tot-Avg	PF-FO	Ast	TO	Blk	Stl	Pts	Avg
2016-17	4-0	6-1.5	0-1	.000	0-0	.000	0-0	.000	0-1-1-0.3	0-0	1	1	0	0	0	0.0
TOTAL	4-0	6-1.5	0-1	.000	0-0	.000	0-0	.000	0-1-1-0.3	0-0	1	1	0	0	0	0.0





# WENYEN GABRIEL

Freshman • Forward • 6-9 • Manchester, N.H.  
Wilbraham & Monson Academy • Undergraduate Studies

# 32

## BIO BLAST

- Totaled 10 points, seven rebounds, four assists and two blocks vs. Arizona State
- Has grabbed at least six rebounds in five straight games
- Has scored in double-digits in three straight, including a career-high 15 vs. UT Martin
- Did a little bit of everything in the win against Cleveland State, recording his first career double-double with 10 points and 10 rebounds in addition to six assists
- Had a strong performance vs. Michigan State bringing energy off the bench with three steals, two assists, a block, a dunk in addition to going two of two from the line
- Scored 10 points in 18 minutes off the bench in his UK debut
- Knocked down his first career 3 against Canisius to extend UK's made 3 streak to 977 games
- After scoring nine points vs. Clarion, Clarion's head coach said of Gabriel: "I love that kid. That kid, he might be the best one of them all"
- Averaged 22.0 points, 14.0 rebounds, 7.0 blocks and 6.3 assists as a senior at Wilbraham & Monson Academy
- Named to the Naismith All-America Third Team as a high school senior
- Born in Khartoum, Sudan

## SEASON AVERAGES

Games played .....	7
Minutes/game .....	22.1
Points/game .....	8.6
FG Pct .....	54.8
3FG Pct .....	27.3
FT Pct .....	78.6
Rebounds/game .....	5.7
Assists/game .....	1.9
Turnovers/game .....	0.7
Assist/turnover ratio .....	2.6
Steals/game .....	0.7
Blocks/game .....	0.7

## SEASON HIGHS

Points..... 15 vs. UT MARTIN (11/25/16)  
 FG Made ..... 5, twice, last vs. Arizona State (11/28/16)  
 FG Attempts ..... 11 vs. Arizona State (11/28/16)  
 3FG Made .... 1, three times, last vs. UT MARTIN (11/25/16)  
 3FG Attempts .. 3, twice, last vs. CLEVELAND ST. (11/23/16)  
 FT Made..... 6 vs. UT MARTIN (11/25/16)  
 FT Attempts..... 6 vs. UT MARTIN (11/25/16)  
 Rebounds ..... 10 vs. CLEVELAND ST. (11/23/16)  
 Assists..... 6 vs. CLEVELAND ST. (11/23/16)  
 Steals ..... 3 vs. Michigan St. (11/15/16)  
 Blocks ..... 2 vs. Arizona State (11/28/16)  
 Minutes ..... 28 vs. UT .MARTIN (11/25/16)

## CAREER HIGHS

Points..... 15 vs. UT MARTIN (11/25/16)  
 FG Made ..... 5, twice, last vs. Arizona State (11/28/16)  
 FG Attempts ..... 11 vs. Arizona State (11/28/16)  
 3FG Made .... 1, three times, last vs. UT MARTIN (11/25/16)  
 3FG Attempts .. 3, twice, last vs. CLEVELAND ST. (11/23/16)  
 FT Made..... 6 vs. UT MARTIN (11/25/16)  
 FT Attempts..... 6 vs. UT MARTIN (11/25/16)  
 Rebounds ..... 10 vs. CLEVELAND ST. (11/23/16)  
 Assists..... 6 vs. CLEVELAND ST. (11/23/16)  
 Steals ..... 3 vs. Michigan St. (11/15/16)  
 Blocks ..... 2 vs. Arizona State (11/28/16)  
 Minutes ..... 28 vs. UT .MARTIN (11/25/16)

## GAME-BY-GAME

Opponent	Date	gs	min	Total		3-Pointers		Free throws		Rebounds				pf	a	t/o	blk	stl	pts	avg
				fg	pct	fg	pct	ft	pct	off	def	tot	avg							
STEPHEN F. AUSTIN	11/11/16	18		5-6	.833	0-1	.000	0-1	.000	0	2	2	2.0	2	0	0	0	2	10	10.0
CANISIUS	11/13/16	17		1-4	.250	1-3	.333	0-0	.000	2	1	3	2.5	3	0	0	0	0	3	6.5
vs #13/13 Michigan State	11/15/16	24		1-2	.500	0-1	.000	2-2	1.000	3	3	6	3.7	3	2	0	1	3	4	5.7
DUQUESNE	11/20/16	*	22	3-5	.600	0-1	.000	2-2	1.000	3	3	6	4.3	2	0	1	1	0	8	6.3
CLEVELAND STATE	11/23/16	26		4-8	.500	1-3	.333	1-3	.333	4	6	10	5.4	4	6	1	1	0	10	7.0
UT-MARTIN	11/25/16	*	28	4-6	.667	1-1	1.000	6-6	1.000	2	4	6	5.5	4	1	2	0	0	15	8.3
vs Arizona State	11/28/16	*	20	5-11	.455	0-1	.000	0-0	.000	3	4	7	5.7	2	4	1	2	0	10	8.6
Totals		3	155	23-42	.548	3-11	.273	11-14	.786	17	23	40	5.7	20	13	5	5	5	60	8.6

## SUPERLATIVES

Season Stats		Career Stats	
10+ points	4	10+ points	4
20+ points	-	20+ points	-
3+ blocks	-	3+ blocks	-
3+ steals	1	3+ steals	1
10+ rebounds	1	10+ rebounds	1
Double-doubles	1	Double-doubles	1
Dunks	4	Dunks	4

## CAREER STATS

Year	GP-GS	Min-Avg	FG-FGA	Pct	3FG-FGA	Pct	FT-FTA	Pct	Off-Def-Tot-Avg	PF-FO	Ast	TO	Blk	Stl	Pts	Avg
2016-17	7-3	155-22.1	23-42	.548	3-11	.273	11-14	.786	17-23-40-5.7	20-0	13	5	5	5	60	8.6
TOTAL	7-3	155-22.1	23-42	.548	3-11	.273	11-14	.786	17-23-40-5.7	20-0	13	5	5	5	60	8.6



## DEREK WILLIS

35

Senior • Forward • 6-9 • Mt. Washington, Ky.  
Bullitt East • Communication

## BIO BLAST

- Started four of seven games this season
- In an all-around effort, he registered 11 points, six rebounds, an assist, a block and a steal vs. Arizona State
- Only Wildcat to have at least one block in every game this season
- A late addition to the UK starting lineup against Stephen F. Austin, he scored 15 points on 5 of 7 from the field with five rebounds, three blocks and a steal
- Enjoyed a breakout season during his junior campaign where he saw action in 32 games and made 11 starts
- Had career highs in points, points per game, blocks, assists, rebounds, rebounds per game, 3-pointers, field-goal percentage and minutes in 2015-16
- Averaged 7.7 points and 4.0 rebounds per game as a junior and hit 53 3-pointers on the season, which ranked third on the team
- Had a stretch of games last year where he hit at least one 3-pointer in 17 straight games
- Scored 122 points in his first 48 games played. In his last 17 games he has scored 164
- Has Native American heritage from his mother's side of the family

## SEASON AVERAGES

Games played	7
Minutes/game	17.4
Points/game	6.0
FG Pct	51.7
3FG Pct	26.7
FT Pct	100.0
Rebounds/game	3.4
Assists/game	1.1
Turnovers/game	0.6
Assist/turnover ratio	2.0
Steals/game	0.7
Blocks/game	1.6

## SEASON HIGHS

Points	15 vs. SFA (11/11/16)
FG Made	5 vs. SFA (11/11/16)
FG Attempts	7 vs. SFA (11/11/16)
3FG Made	1, four times, last vs. Arizona State (11/28/16)
3FG Attempts	4 vs. DUQUESNE (11/20/16)
FT Made	4 vs. SFA (11/11/16)
FT Attempts	4 vs. SFA (11/11/16)
Rebounds	6 vs. Arizona State (11/28/16)
Assists	3 vs. Michigan St. (11/15/16)
Steals	2 vs. DUQUESNE (11/20/16)
Blocks	3 vs. SFA (11/11/16)
Minutes	31 vs. SFA (11/11/16)

## CAREER HIGHS

Points	25 vs. TENNESSEE (2/18/16)
FG Made	8 vs. TENNESSEE (2/18/16)
FG Attempts	12 vs. TENNESSEE (2/18/16)
3FG Made	7 vs. TENNESSEE (2/18/16)
3FG Attempts	11 vs. TENNESSEE (2/18/16)
FT Made	8 vs. Georgia (3/12/16)
FT Attempts	8 vs. Georgia (3/12/16)
Rebounds	12 twice, last vs. MISSOURI (1/27/17)
Assists	3, twice, last vs. Michigan St (11/15/16)
Steals	3 at Kansas (1/30/16)
Blocks	4, twice, last vs. Georgia (3/12/16)
Minutes	35, twice, last at Tennessee (2/2/16)

## GAME-BY-GAME

Opponent	Date	gs	min	Total		3-Pointers		Free throws		Rebounds				pf	a	t/o	blk	stl	pts	avg	
				fg-fga	pct	3fg-fga	pct	ft-fa	pct	off	def	tot	avg								
STEPHEN F. AUSTIN	11/11/16	*	31	5-7	.714	1-3	.333	4-4	1.000	1	4	5	5.0	1	2	0	3	1	15	15.0	
CANISIUS	11/13/16	*	16	1-2	.500	0-1	.000	0-0	.000	0	2	2	3.5	0	0	1	1	0	2	8.5	
vs #13/13 Michigan State	11/15/16	*	16	0-1	.000	0-0	.000	0-0	.000	0	2	2	3.0	1	3	1	2	0	0	5.7	
DUQUESNE	11/20/16		15	1-4	.250	1-4	.250	2-2	1.000	0	3	3	3.0	3	1	0	2	2	5	5.5	
CLEVELAND STATE	11/23/16	*	20	3-6	.500	1-3	.333	0-0	.000	1	4	5	3.4	3	1	1	1	1	7	5.8	
UT-MARTIN	11/25/16		8	1-3	.333	0-1	.000	0-0	.000	1	0	1	3.0	1	0	0	1	0	2	5.2	
vs Arizona State	11/28/16		16	4-6	.667	1-3	.333	2-2	1.000	1	5	6	3.4	1	1	1	1	1	11	6.0	
Totals			4	122	15-29	.517	4-15	.267	8-8	1.000	4	20	24	3.4	10	8	4	11	5	42	6.0

## SUPERLATIVES

Season Stats	Career Stats
10+ points	2
20+ points	-
3+ blocks	1
3+ steals	-
10+ rebounds	-
Double-doubles	-
Dunks	2
10+ points	13
20+ points	1
3+ blocks	4
3+ steals	1
10+ rebounds	2
Double-doubles	2
Dunks	14

## CAREER STATS

Year	GP-GS	Min-Avg	FG-FGA	Pct	3FG-FGA	Pct	FT-FTA	Pct	Off-Def-Tot-Avg	PF-FO	Ast	TO	Blk	Stl	Pts	Avg
2013-14	14-0	39-2.8	3-9	.333	1-6	.167	9-12	.750	1-7-8-0.6	0-0	0	4	0	1	16	1.1
2014-15	19-0	75-3.9	7-18	.389	5-15	.333	6-6	1.000	5-9-14-0.7	5-0	5	8	3	2	25	1.3
2015-16	32-11	596-18.6	81-168	.482	53-120	.442	32-36	.889	30-97-127-4.0	55-2	12	22	24	21	247	7.7
2016-17	7-4	122-17.4	15-29	.517	4-15	.267	8-8	1.000	4-20-24-3.4	10-0	8	4	11	5	42	6.0
TOTAL	72-15	832-11.6	106-224	.473	63-156	.404	55-62	.887	40-133-173-2.4	70-2	25	38	38	29	330	4.6

#2/4 Kentucky 87, Stephen F. Austin 64  
Nov. 11, 2016 | Lexington, Ky.

## STEPHEN F. AUSTIN 64 • 0-1

#	Player	Total		3-Ptr		Rebounds		PF	TP	A	TO	Bk	Stl	Min
		FG-FGA	FG-FGA	FT-FTA	FT-FTA	Off	Def							
03	Gilmore III, Leon	r	6-12	0-4	0-2	4	7	11	3	12	1	4	1	27
22	Holyfield, TJ	r	2-2	1-1	0-0	1	0	1	5	5	0	2	1	9
04	Charles, Ty	g	1-7	0-4	0-0	0	3	3	3	2	2	7	0	26
11	Canete, Ivan	g	2-5	0-1	3-4	0	1	1	3	7	1	2	0	20
12	Cameron, Dallas	g	3-5	1-3	1-2	0	2	2	1	8	3	2	0	28
00	Augustin, Aaron		1-1	0-0	0-0	0	2	2	3	2	1	0	0	11
01	Harris, Kevon		0-0	0-0	0-0	1	0	1	3	0	0	0	0	10
05	Huntley, Josh		0-2	0-0	0-0	0	0	0	5	0	1	1	0	6
10	Traylor, Isaiah		4-8	2-4	5-6	1	2	3	1	15	0	2	1	17
23	Bain, Nathan		1-3	1-2	2-2	1	0	1	0	5	0	0	1	8
24	Nieminen, Samuli		2-5	0-0	0-0	2	0	2	4	4	0	3	1	17
32	Grujic, Jovan		1-2	0-0	2-3	2	1	3	1	4	4	0	0	21
Team						2	4	6						
Totals			23-52	5-19	13-19	14	22	36	32	64	10	28	5	200

FG % 1st Half: 11-23 47.8% 2nd half: 12-29 41.4% Game: 23-52 44.2%  
3FG % 1st Half: 3-9 33.3% 2nd half: 2-10 20.0% Game: 5-19 26.3%  
FT % 1st Half: 7-10 70.0% 2nd half: 6-9 66.7% Game: 13-19 68.4%

## Kentucky 87 • 1-0

#	Player	Total		3-Ptr		Rebounds		PF	TP	A	TO	Bk	Stl	Min
		FG-FGA	FG-FGA	FT-FTA	FT-FTA	Off	Def							
03	Adebayo, Edrice	r	1-1	0-0	3-7	1	0	1	4	5	1	1	0	15
35	Willis, Derek	r	5-7	1-3	4-4	1	4	5	1	15	2	0	3	31
00	Fox, De'Aaron	g	3-9	0-2	6-6	2	2	4	3	12	12	3	0	30
05	Monk, Malik	g	4-14	1-6	1-1	0	0	0	3	10	1	1	1	20
13	Briscoe, Isaiah	g	6-11	1-3	4-7	0	1	1	2	17	1	4	0	31
01	Killeya-Jones, Sacha		0-1	0-0	0-0	1	2	3	0	0	0	2	1	0
11	Mulder, Mychal		3-4	2-3	0-0	0	0	0	1	8	0	0	0	6
14	Wynyard, Tai		0-0	0-0	0-0	0	0	0	1	0	0	0	0	2
15	Humphries, Isaac		4-8	0-0	1-2	4	4	8	0	9	1	1	3	19
20	Calipari, Brad		0-0	0-0	0-0	0	0	0	0	0	0	0	0	2
25	Hawkins, Dominique		0-1	0-0	1-2	0	0	0	2	1	3	1	0	17
32	Gabriel, Wenyen		5-6	0-1	0-1	0	2	2	10	0	0	0	2	18
Team						2	2	4						
Totals			31-62	5-18	20-30	11	17	28	19	87	21	13	8	200

FG % 1st Half: 18-36 50.0% 2nd half: 13-26 50.0% Game: 31-62 50.0%  
3FG % 1st Half: 2-10 20.0% 2nd half: 3-8 37.5% Game: 5-18 27.8%  
FT % 1st Half: 10-14 71.4% 2nd half: 10-16 62.5% Game: 20-30 66.7%

Officials: Joe Lindsay, Vladimir Voyard-Tadal, Rusty Phillips  
Technical fouls: STEPHEN F. AUSTIN-Traylor, Isaiah. Kentucky-None.  
Attendance: 22683

Score by periods	1st	2nd	Total
STEPHEN F. AUSTIN	32	32	64
Kentucky	48	39	87

Last FG - SFA 2nd-00:21, UK 2nd-01:08.  
Largest lead - SFA by 11-19:01, UK by 27-2nd-04:58.  
SFA led for 00:30. UK led for 39:04. Game was tied for 00:26.

Score tied - 0 times.  
Lead changed - 2 times.

#2/4 Kentucky 93, Canisius 69  
Nov. 13, 2016 | Lexington, Ky.

## CANISIUS 69 • 0-1

#	Player	Total		3-Ptr		Rebounds		PF	TP	A	TO	Bk	Stl	Min
		FG-FGA	FG-FGA	FT-FTA	FT-FTA	Off	Def							
02	Crumpton, Jermaine	r	4-9	0-2	5-7	1	1	2	4	13	0	0	0	26
22	Valenti, Phil	r	6-12	0-2	0-0	3	4	7	2	12	2	6	0	36
01	Johnson, Malik	g	2-4	1-1	1-2	1	1	2	3	6	1	2	0	30
04	Douse, Kiefer	g	1-4	0-0	0-0	1	3	4	3	2	2	0	1	16
05	Robertson, Kassius	g	5-15	2-10	4-5	0	4	4	1	16	2	3	0	35
03	Dixon-Green, Martin		1-3	0-0	0-0	1	3	4	3	2	1	1	0	13
10	Planincic, Selvedin		0-0	0-0	0-0	1	0	1	3	0	0	1	0	3
11	Atkinson, Chris		0-1	0-0	0-0	0	0	0	2	0	0	1	0	1
13	Reese, Isaiah		3-8	0-4	0-0	0	4	4	4	6	1	1	0	3
14	Foley, Spencer		2-3	0-1	0-0	1	0	1	1	4	0	0	0	6
23	St. Louis, Dantai		0-0	0-0	2-4	0	1	1	4	2	1	1	0	6
32	Faulkner, Jibrael		2-3	1-1	1-2	2	0	2	0	6	1	1	0	9
Team						3	1	4						
Totals			26-62	4-21	13-20	14	22	36	30	69	11	18	1	200

FG % 1st Half: 16-35 45.7% 2nd half: 10-27 37.0% Game: 26-62 41.9%  
3FG % 1st Half: 3-14 21.4% 2nd half: 1-7 14.3% Game: 4-21 19.0%  
FT % 1st Half: 0-0 0.0% 2nd half: 13-20 65.0% Game: 13-20 65.0%

## Kentucky 93 • 2-0

#	Player	Total		3-Ptr		Rebounds		PF	TP	A	TO	Bk	Stl	Min
		FG-FGA	FG-FGA	FT-FTA	FT-FTA	Off	Def							
03	Adebayo, Edrice	r	3-9	0-0	8-13	6	5	11	2	14	2	0	3	27
35	Willis, Derek	r	1-2	0-1	0-0	0	2	2	0	2	0	1	1	16
00	Fox, De'Aaron	g	6-13	0-3	9-9	1	3	4	1	21	3	2	0	33
05	Monk, Malik	g	5-11	2-6	4-4	1	3	4	2	16	2	3	1	32
13	Briscoe, Isaiah	g	9-13	0-0	3-4	0	5	5	3	21	2	1	1	32
01	Killeya-Jones, Sacha		1-1	0-0	1-4	1	3	4	1	3	0	1	0	7
10	David, Jonny		0-0	0-0	0-2	0	0	0	0	0	0	0	0	2
11	Mulder, Mychal		1-2	1-2	0-0	0	0	0	1	3	0	0	0	1
14	Wynyard, Tai		0-0	0-0	0-0	0	1	1	0	0	0	1	0	3
15	Humphries, Isaac		3-4	0-0	0-0	3	1	4	3	6	0	1	0	7
20	Calipari, Brad		0-0	0-0	2-3	0	0	0	0	2	0	1	0	3
25	Hawkins, Dominique		1-2	0-1	0-0	1	0	1	3	2	1	0	0	2
30	Pulliam, Dillon		0-0	0-0	0-0	0	0	0	0	0	0	0	0	2
32	Gabriel, Wenyen		1-4	1-3	0-0	2	1	3	3	3	0	0	0	17
Team						0	0	0						
Totals			31-61	4-16	27-39	15	24	39	19	93	10	10	7	4

FG % 1st Half: 15-33 45.5% 2nd half: 16-28 57.1% Game: 31-61 50.8%  
3FG % 1st Half: 0-7 0.0% 2nd half: 4-9 44.4% Game: 4-16 25.0%  
FT % 1st Half: 14-20 70.0% 2nd half: 13-19 68.4% Game: 27-39 69.2%

Officials: Doug Simmons, Bryon Jarrett, Sean Casey  
Technical fouls: CANISIUS-None. Kentucky-None.  
Attendance: 22009

Score by periods	1st	2nd	Total
CANISIUS	35	34	69
Kentucky	44	49	93

Points	In	Off	2nd	Fast	Bench
CAN	34	11	15	0	20
UK	46	29	13	14	19

Last FG - CAN 2nd-00:31, UK 2nd-02:21.  
Largest lead - CAN by 7-15:16:42, UK by 30-2nd-01:37.  
CAN led for 09:42. UK led for 27:07. Game was tied for 03:11.

Score tied - 9 times.  
Lead changed - 6 times.

#2/2 Kentucky 69, #13/13 Michigan State 48  
Nov. 15, 2016 | New York

## Kentucky 69

#	Player	Total		3-Ptr		Rebounds		PF	TP	A	TO	Bk	Stl	Min
		FG-FGA	FG-FGA	FT-FTA	FT-FTA	Off	Def							
03	ADEBAYO, EDRICE	r	2-3	0-0	2-3	1	4	5	4	6	0	5	2	0
35	Willis, Derek	r	0-1	0-0	0-0	0	2	2	1	0	3	1	2	0
00	FOX, DE'AARON	g	3-10	0-2	6-6	0	4	4	2	12	6	3	1	29
05	MONK, MALIK	g	8-17	7-11	0-0	0	6	6	1	23	1	2	0	34
13	Briscoe, Isaiah	g	8-18	0-3	5-5	2	2	4	1	21	2	1	0	35
01	KILLEYA-JONES, SACHA		0-1	0-0	0-2	0	0	0	1	0	0	1	0	4
11	Mulder, Mychal		0-1	0-1	0-0	0	0	0	0	0	0	1	0	2
14	Wynyard, Tai		0-0	0-0	0-0	0	2	2	0	0	0	0	0	2
15	Humphries, Isaac		0-3	0-0	0-0	1	4	5	2	0	1	1	2	13
20	Calipari, Brad		0-1	0-1	0-0	0	0	0	0	0	0	0	0	2
25	Hawkins, Dominique		1-3	0-2	1-2	1	1	2	1	3	2	0	1	13
32	Gabriel, Wenyen		1-2	0-1	2-2	3	3	6	3	4	2	0	1	3
Team						1	3	4						
Totals			23-60	7-21	16-20	9	31	40	16	69	17	14	8	200

FG % 1st Half: 11-29 37.9% 2nd half: 12-31 38.7% Game: 23-60 38.3%  
3FG % 1st Half: 4-11 36.4% 2nd half: 3-10 30.0% Game: 7-21 33.3%  
FT % 1st Half: 8-9 88.9% 2nd half: 8-11 72.7% Game: 16-20 80.0%

## #13/13 Michigan State 48

#	Player	Total		3-Ptr		Rebounds		PF	TP	A	TO	Bk	Stl	Min
		FG-FGA	FG-FGA	FT-FTA	Off	Def	Total							
00	AHRENS, KYLE	0-2	0-2	0-0	0	0	0	0	0	0	0	0	0	6
01	LANGFORD, JOSHUA	2-6	1-4	0-2	1	4	5	2	5	1	1	0	0	19
03	ELLIS III, ALVIN	1-5	1-4	1-2	0	2	2	1	4	0	1	0	0	18
05	WINSTON, CASSIUS	4-9	1-3	0-0	0	2	2	3	9	2	1	0	0	22
11	NAIRN JR., LOURAWLS	1-4	0-0	0-0	0	2	2	1	2	1	1	0	0	21
14	HARRIS, ERON	1-3	0-2	0-0	0	3	3	1	2	1	3	0	0	13
20	MCQUAID, MATT	1-6	1-6	0-0	1	0	1	4	3	2	0	0	0	23
22	BRIDGES, MILES	2-11	1-5	1-3	3	9	12	3	6	1	9	3	0	33
26	GOINS, KENNY	4-6	0-0	1-2	2	6	8	1	9	0	1	1	0	29
30	VAN DYK, MATT	0-0	0-0	0-0	0	0	0	0	0	0	0	0	0	1
44	WARD, NICK	4-9	0-0	0-0	5	1	6	4	8	1	2	0	0	15
	Team				1	2	3				1			
	Totals	20-61	5-26	3-9	13	31	44	20	48	9	20	4	0	200



# #1/1 Kentucky 101, Cleveland State 70 Nov. 23, 2016 | Lexington, Ky.

## CLEVELAND STATE 70 • 1-3

		Total	3-Ptr	Rebounds											
#	Player	FG-FGA	FT-FTA	Off	Def	Total	PF	TP	A	TO	Blk	Stl	Min		
00	Sloan, Derek	1-3	0-1	2-2	1	4	5	5	4	0	3	0	0	16	
01	Carpenter, Kenny	1-5	0-1	2-2	0	1	1	1	4	0	2	0	0	12	
03	Edwards, Rob	12-21	2-7	2-2	1	3	4	0	28	2	2	0	0	32	
04	Wright, Anthony	2-5	0-1	0-1	0	3	3	3	4	1	1	1	1	21	
05	Blount, Jibri	2-4	0-1	2-2	0	3	3	4	6	0	3	0	0	22	
12	Thomas, Kasheem	0-2	0-1	0-0	0	0	0	0	0	0	3	0	0	14	
13	Maxwell, Nelson	1-2	1-1	0-0	0	1	1	1	3	2	0	0	2	5	
20	Word, Bobby	4-11	3-8	3-4	0	3	3	4	14	1	3	0	0	25	
21	Hasbargen, Tim	0-1	0-1	0-0	0	1	1	0	0	0	0	0	0	5	
22	Clayborne, Evan	0-1	0-0	0-2	2	3	5	5	0	0	1	0	0	19	
23	Hairston, Jamarcus	2-6	0-4	3-4	2	1	3	2	7	1	0	0	1	19	
55	Levitt, Daniel	0-3	0-1	0-0	1	0	1	2	0	0	0	0	1	10	
Team					4	2	6			1					
Totals		25-64	6-27	14-19	11	25	36	27	70	7	19	1	5	200	
FG % 1st Half: 14-29 48.3% 2nd half: 11-35 31.4% Game: 25-64 39.1% Deadball															
3FG % 1st Half: 3-10 30.0% 2nd half: 3-17 17.6% Game: 6-27 22.2% Rebound															
FT % 1st Half: 4-6 66.7% 2nd half: 10-13 76.9% Game: 14-19 73.7% 2.															

## Kentucky 101 • 5-0

#		Player	Total		3-Ptr		Rebounds			PF	TP	A	TO	Blk	Stl	Min	
			FG-FGA	FG-FGA	FT-FTA	Off	Def	Tot									
03		Adebayo, Edrice	r	5-8	0-0	4-4	2	5	7	4	14	2	1	0	0	26	
35		Willis, Derek	r	3-6	1-3	0-0	1	4	5	3	7	1	1	1	1	20	
00		Fox, De'Aaron	r	6-15	0-2	4-7	0	4	4	1	16	11	2	1	2	33	
05		Monk, Malik	g	8-12	4-6	3-5	0	3	3	1	23	4	3	0	2	30	
25		Hawkins, Dominique	g	0-0	0-0	0-0	0	1	1	1	0	0	0	0	1	6	
01		Killeya-Jones, Sacha	g	1-2	0-0	3-5	0	2	2	0	5	0	0	1	0	11	
10		David, Jonny		0-1	0-0	0-0	0	0	0	0	0	0	0	0	0	3	
11		Mulder, Mychal		5-10	3-7	0-0	2	0	2	1	13	0	2	1	0	22	
14		Wynyard, Tai		2-2	0-0	0-1	1	2	3	0	4	0	0	0	0	4	
15		Humphries, Isaac		4-6	0-0	1-1	5	4	9	3	9	1	2	0	0	11	
20		Calipari, Brad		0-3	0-3	0-0	0	0	0	0	0	0	1	1	0	8	
32		Gabriel, Wenyen		4-8	1-3	1-3	4	6	10	4	10	6	1	1	0	26	
Team							1	0	1								
Totals				38-73	9-24	16-26	16	31	47	18	101	25	13	6	6	200	
FG % 1st Half: 21-37			56.8%	2nd half: 17-36	47.2%	Game: 38-73	52.1%										Deadball
3FG % 1st Half: 7-12			58.3%	2nd half: 2-12	16.7%	Game: 9-24	37.5%										Rebounds
FT % 1st Half: 7-13			53.8%	2nd half: 9-13	69.2%	Game: 16-26	61.5%										3

Officials: Karl Hess, Antino Petty, Rob Rorke  
Technical fouls: CLEVELAND STATE-None. Kentucky-None.  
Attendance: 22441

Score by periods	1st	2nd	Total
CLEVELAND STATE	35	35	70
Kentucky	56	45	101

Last FG - CSU 2nd-00:24, UK 2nd-00:28.  
Largest lead - CSU None, UK by 41 2nd-06:00.  
CSU led for 00:00. UK led for 39:44. Game was tied for 00:16.

Points	In	Off	2nd	Fast	Bench
CSU	20	13	13	6	70
UK	52	29	25	12	41

Score tied - 0 times.  
Lead changed - 0 times.

# #1/1 Kentucky 111, UT Martin 76 Nov. 25, 2016 | Lexington, Ky.

## UT MARTIN 76 • 5-2

		Total	3-Ptr	Rebounds				PF	TP	A	TO	Blk	Stl	Min
#	Player	FG-FGA	FG-FGA	FT-FTA	Off	Def	Tot							
00	Jackson, Jalen	1-2	0-1	3-4	0	0	0	1	5	2	0	0	1	5
01	Butler, Matthew	6-15	2-8	1-1	0	3	3	2	15	4	6	0	0	31
02	Mobley, Jacobly	6-16	2-8	0-0	2	1	3	3	14	1	1	0	1	33
03	Bailey, Dante	1-2	1-1	0-0	0	1	1	1	3	1	1	0	0	10
04	Edwards, Kedar	5-11	3-6	0-0	2	2	4	1	13	3	3	1	0	28
05	Fofana, Mike	0-2	0-1	4-4	0	0	0	3	4	0	1	0	0	12
10	Rowe, Chandler	1-2	1-1	3-6	1	1	2	4	6	0	3	1	2	17
12	Lewis, Fatodd	0-4	0-0	0-2	0	1	1	2	0	0	1	0	0	21
21	London, Mark	1-1	0-0	0-1	0	1	1	3	2	0	0	0	0	7
22	Beaufort, Kahari	1-4	0-1	1-1	0	1	1	1	3	0	0	0	2	7
25	Martinez, Javier	5-7	0-0	1-1	0	4	4	11	1	0	0	0	2	28
44	Detlev, Nick	0-0	0-0	0-0	0	0	0	0	0	0	0	0	0	1
Team						6	6					1		
Totals		27-66	9-27	13-20	11	15	26	25	76	15	17	2	8	200
FG % 1st Half: 16-33		48.5%	2nd half: 11-33	33.3%	Game: 27-66		40.9%	Deadrebounds						
3FG % 1st Half: 4-12		33.3%	2nd half: 5-15	33.3%	Game: 9-27		33.3%	33.3%						
FT % 1st Half: 2-2		100.0	2nd half: 11-18	61.1%	Game: 13-20		65.0%	3.1						

## Kentucky 111 • 6-0

		Total		3-Ptr	Rebounds													
#	Player	FG-FGA	FG-FGA	FT-FTA	Off	Def	TP	PF	TP	A	TO	Blk	Stl	Min				
03	Adebayo, Edrice	r	5-10	0-0	5-8	8	4	12	0	15	0	1	1	0	25			
32	Gabriel, Wenyen	r	4-6	1-1	6-6	2	4	6	4	15	1	2	0	0	28			
00	Fox, De'Aaron	g	7-12	0-3	2-4	1	5	6	2	16	5	4	0	3	28			
05	Monk, Malik	g	10-17	2-8	4-4	0	2	2	2	26	7	2	0	1	29			
25	Hawkins, Dominique	g	1-5	0-2	4-4	2	2	4	0	6	9	1	0	1	32			
01	Killeya-Jones, Sacha		6-8	0-0	0-0	1	3	4	3	12	0	1	1	0	13			
10	David, Jonny		0-0	0-0	0-0	0	0	0	0	0	0	1	0	0	1			
11	Mulder, Mychal		4-5	0-0	0-0	0	2	3	12	1	0	0	0	2	15			
14	Wynyard, Tai		0-1	0-0	0-0	1	1	2	0	0	1	0	0	0	3			
15	Humphries, Isaac		3-5	0-0	1-1	2	1	3	2	7	0	0	0	2	12			
20	Calipari, Brad		0-2	0-2	0-0	0	0	0	1	0	0	0	0	0	5			
30	Pulliam, Dillon		0-0	0-0	0-0	0	0	0	0	0	0	0	0	0	1			
35	Willis, Derek		1-3	0-1	0-0	1	0	1	1	2	0	0	1	0	8			
Team						1	5	6										
Totals			41-74	7-22	22-29	19	29	48	18	111	24	12	5	7	200			
FG % 1st Half: 18-33		54.5%	2nd half: 23-41	56.1%	Game: 41-74	55.4%										Deadball		
3FG % 1st Half: 4-13		30.8%	2nd half: 3-9	33.3%	Game: 7-22	31.8%										5.3		
FT % 1st Half: 13-17		76.5%	2nd half: 9-12	75.0%	Game: 22-29	75.9%												

Officials: Joe Lindsay, Ron Groover, K.B. Burdett, Jr.  
Technical fouls: UT MARTIN-None. Kentucky-None.  
Attendance: 23324

Score by periods	1st	2nd	Total
UT MARTIN	38	38	76
Kentucky	53	58	111

Last FG - UTM 2nd-01:13, UK 2nd-01:00.  
Largest lead - UTM by 3 1st-18:53, UK by 48 2nd-08:46.  
UTM led for 02:01. UK led for 36:49. Game was tied for 01:07.

Score tied - 0 times.  
Lead changed - 3 times.

Points	In	Off	2nd	Fast	Bench
UTM	28	16	6	10	76
UK	54	29	20	16	33

# #1/1 Kentucky 115, Arizona State 69 Nov. 28, 2016 | Paradise Island, Bahamas

## Arizona State 69 • 4-3

#	Player	Total			3-Ptr			Rebounds			PF	TP	A	TO	Blk	Stl	Min
		FG	FGA	FT	FTA	Off	Def	Total									
05	Oleka, Obinna	f	6-9	0-1	2-2	4	7	11	3	14	3	1	2	1	2	33	
00	Holder, Tra		5-13	1-2	1-1	1	1	2	0	12	2	2	0	2	32		
03	Cunliffe, Sam	g	4-16	3-8	3-6	0	4	4	3	14	1	2	0	1	31		
04	Graham, Torian	g	4-16	0-6	4-4	1	2	3	1	12	2	0	0	0	32		
11	Evans II, Shannon	g	4-12	2-5	1-2	0	3	3	2	11	6	5	1	0	32		
22	Witherill, Austin		0-0	0-0	0-0	0	0	0	0	0	0	0	0	0	1		
33	Vila, Ramon		0-0	0-0	0-0	0	1	1	4	0	0	0	1	0	13		
42	Tshisumpa, Jethro		0-1	0-0	0-0	2	2	4	5	0	0	1	0	0	4		
44	Justice, Kodi		2-6	2-4	0-0	0	2	2	3	6	1	2	0	0	22		
	Team					3	0	3									
	Totals		25-73	8-26	11-15	11	22	33	21	69	15	13	4	4	200		
	FG % 1st Half:	12-35	34.3%	2nd half:	13-38	34.2%	Game:	25-73	34.2%						Deadball		
	36% 1st Half:	6-17	35.3%	2nd half:	2-9	22.2%	Game:	11-15	73.3%						Rebounds		
	FT % 1st Half:	0-0	0.0%	2nd half:	11-15	73.3%	Game:	11-15	73.3%								



2016-17 Kentucky Men's Basketball  
Kentucky Combined Team Statistics (as of Nov 29, 2016)  
All games



RECORD:	OVERALL	HOME	AWAY	NEUTRAL
ALL GAMES	7-0	5-0	0-0	2-0
CONFERENCE	0-0	0-0	0-0	0-0
NON-CONFERENCE	7-0	5-0	0-0	2-0

#	Player	gp-gs	min	avg	Total		3-Point		F-Throw		Rebounds				pf	dq	a	to	blk	stl	pts	avg
					fg-fga	fg%	3fg-fga	3fg%	ft-fa	ft%	off	def	tot	avg								
05	Monk, Malik	7-7	193	27.6	49-103	.476	21-55	.382	16-19	.842	1	19	20	2.9	11	0	19	14	3	6	135	19.3
13	Briscoe, Isaiah	5-5	140	28.0	34-61	.557	3-9	.333	21-28	.750	3	14	17	3.4	9	0	17	10	2	9	92	18.4
00	Fox, De'Aaron	7-7	215	30.7	36-81	.444	2-15	.133	33-42	.786	7	33	40	5.7	14	0	53	19	2	14	107	15.3
03	Adebayo, Edrice	7-7	166	23.7	26-46	.565	0-0	.000	26-41	.634	26	27	53	7.6	17	0	8	9	11	3	78	11.1
32	Gabriel, Wenyen	7-3	155	22.1	23-42	.548	3-11	.273	11-14	.786	17	23	40	5.7	20	0	13	5	5	5	60	8.6
11	Mulder, Mychal	7-0	80	11.4	20-41	.488	15-32	.469	0-0	.000	6	5	11	1.6	7	0	2	3	3	3	55	7.9
35	Willis, Derek	7-4	122	17.4	15-29	.517	4-15	.267	8-8	1.000	4	20	24	3.4	10	0	8	4	11	5	42	6.0
15	Humphries, Isaac	7-0	80	11.4	16-30	.533	0-0	.000	4-6	.667	19	16	35	5.0	12	0	3	5	8	5	36	5.1
01	Killea-Jones, Sacha	7-0	67	9.6	13-20	.650	0-0	.000	4-11	.364	6	16	22	3.1	11	0	1	4	6	0	30	4.3
25	Hawkins, Dominique	7-2	120	17.1	6-21	.286	1-10	.100	8-10	.800	6	8	14	2.0	9	0	22	2	0	5	21	3.0
14	Wynyard, Tai	7-0	20	2.9	4-5	.800	0-0	.000	0-1	.000	3	6	9	1.3	2	0	1	1	1	0	8	1.1
20	Calipari, Brad	7-0	27	3.9	1-9	.111	1-8	.125	2-5	.400	0	2	2	0.3	1	0	1	2	1	0	5	0.7
10	David, Jonny	5-0	9	1.8	0-1	.000	0-0	.000	0-2	.000	0	0	0	0.0	0	0	0	3	0	0	0	0.0
30	Pulliam, Dillon	4-0	6	1.5	0-1	.000	0-0	.000	0-0	.000	0	1	1	0.3	0	0	1	1	0	0	0	0.0
Team											8	14	22									
Total.....		7	1400		243-490	.496	50-155	.323	133-187	.711	106	204	310	44.3	123	0	149	82	53	55	669	95.6
Opponents.....		7	1400		163-434	.376	42-171	.246	87-124	.702	81	162	243	34.7	172	-	74	133	18	38	455	65.0

TEAM STATISTICS	UK	OPP
SCORING	669	455
Points per game	95.6	65.0
Scoring margin	+30.6	-
FIELD GOALS-ATT	243-490	163-434
Field goal pct	.496	.376
3 POINT FG-ATT	50-155	42-171
3-point FG pct	.323	.246
3-pt FG made per game	7.1	6.0
FREE THROWS-ATT	133-187	87-124
Free throw pct	.711	.702
F-Throws made per game	19.0	12.4
REBOUNDS	310	243
Rebounds per game	44.3	34.7
Rebounding margin	+9.6	-
ASSISTS	149	74
Assists per game	21.3	10.6
TURNOVERS	82	133
Turnovers per game	11.7	19.0
Turnover margin	+7.3	-
Assist/turnover ratio	1.8	0.6
STEALS	55	38
Steals per game	7.9	5.4
BLOCKS	53	18
Blocks per game	7.6	2.6
ATTENDANCE	111784	21012
Home games-Avg/Game	5-22357	0-0
Neutral site-Avg/Game	-	2-10506

Date	Opponent		Score	Att.
11/11/16	STEPHEN F. AUSTIN	w	87-64	22683
11/13/16	CANISIUS	w	93-69	22009
1 11/15/16	vs #13/13 Michigan State	w	69-48	19812
11/20/16	DUQUESNE	w	93-59	21327
11/23/16	CLEVELAND STATE	w	101-70	22441
11/25/16	UT MARTIN	w	111-76	23324
2 11/28/16	vs Arizona State	w	115-69	1200

\* = Conference game

1 = Champions Classic | Madison Square Garden (New York)

2 = Atlantis Showcase | Imperial Arena (Paradise Island, Bahamas)

Score by Periods	1st	2nd	Totals
Kentucky	343	326	669
Opponents	219	236	455



2016-17 Kentucky Men's Basketball  
Kentucky Combined Team Statistics (as of Nov 29, 2016)  
Last five games



RECORD:	OVERALL	HOME	AWAY	NEUTRAL
ALL GAMES	5-0	3-0	0-0	2-0
CONFERENCE	0-0	0-0	0-0	0-0
NON-CONFERENCE	5-0	3-0	0-0	2-0

#	Player	gp-gs	min	avg	Total		3-Point		F-Throw		Rebounds				pf	dq	a	to	blk	stl	pts	avg
					fg-fga	fg%	3fg-fga	3fg%	ft-fa	ft%	off	def	tot	avg								
05	MONK,MALIK	5-5	141	28.2	40-78	.513	18-43	.419	11-14	.786	0	16	16	3.2	6	0	16	10	1	4	109	21.8
13	Briscoe, Isaiah	3-3	77	25.7	19-37	.514	2-6	.333	14-17	.824	3	8	11	3.7	4	0	14	5	1	8	54	18.0
00	FOX,DE'AARON	5-5	152	30.4	27-59	.458	2-10	.200	18-27	.667	4	28	32	6.4	10	0	38	14	2	11	74	14.8
03	ADEBAYO,EDRICE	5-5	124	24.8	22-36	.611	0-0	.000	15-21	.714	19	22	41	8.2	11	0	5	8	8	2	59	11.8
32	Gabriel, Wenyen	5-3	120	24.0	17-32	.531	2-7	.286	11-13	.846	15	20	35	7.0	15	0	13	5	5	3	47	9.4
11	Mulder, Mychal	5-0	70	14.0	16-35	.457	12-27	.444	0-0	.000	6	5	11	2.2	5	0	2	3	3	2	44	8.8
01	KILLEA-JONES,SAC	5-0	51	10.2	12-18	.667	0-0	.000	3-7	.429	4	11	15	3.0	10	0	1	2	4	0	27	5.4
35	Willis, Derek	5-2	75	15.0	9-20	.450	3-11	.273	4-4	1.000	3	14	17	3.4	9	0	6	3	7	4	25	5.0
15	Humphries, Isaac	5-0	54	10.8	9-18	.500	0-0	.000	3-4	.750	12	11	23	4.6	9	0	2	3	5	2	21	4.2
25	Hawkins, Dominique	5-2	88	17.6	5-18	.278	1-9	.111	7-8	.875	5	8	13	2.6	4	0	18	1	0	3	18	3.6
14	Wynyard, Tai	5-0	15	3.0	4-5	.800	0-0	.000	0-1	.000	3	5	8	1.6	1	0	1	0	1	0	8	1.6
20	Calipari, Brad	5-0	22	4.4	1-9	.111	1-8	.125	0-2	.000	0	2	2	0.4	1	0	1	1	1	0	3	0.6
10	David, Jonny	4-0	7	1.8	0-1	.000	0-0	.000	0-0	.000	0	0	0	0.0	0	0	0	3	0	0	0	0.0
30	Pulliam, Dillon	3-0	4	1.3	0-1	.000	0-0	.000	0-0	.000	0	1	1	0.3	0	0	1	1	0	0	0	0.0
Team											6	12	18									
Total.....		5	1000		181-367	.493	41-121	.339	86-118	.729	80	163	243	48.6	85	0	118	59	38	39	489	97.8
Opponents.....		5	1000		114-320	.356	33-131	.252	61-85	.718	53	118	171	34.2	110	-	53	87	12	24	322	64.4

TEAM STATISTICS	UK	OPP
SCORING	489	322
Points per game	97.8	64.4
Scoring margin	+33.4	-
FIELD GOALS-ATT	181-367	114-320
Field goal pct	.493	.356
3 POINT FG-ATT	41-121	33-131
3-point FG pct	.339	.252
3-pt FG made per game	8.2	6.6
FREE THROWS-ATT	86-118	61-85
Free throw pct	.729	.718
F-Throws made per game	17.2	12.2
REBOUNDS	243	171
Rebounds per game	48.6	34.2
Rebounding margin	+14.4	-
ASSISTS	118	53
Assists per game	23.6	10.6
TURNOVERS	59	87
Turnovers per game	11.8	17.4
Turnover margin	+5.6	-
Assist/turnover ratio	2.0	0.6
STEALS	39	24
Steals per game	7.8	4.8
BLOCKS	38	12
Blocks per game	7.6	2.4
ATTENDANCE	67092	21012
Home games-Avg/Game	3-22364	0-0
Neutral site-Avg/Game	-	2-10506

	Date	Opponent		Score	Att.
1	11/15/16	vs #13/13 Michigan State	w	69-48	19812
	11/20/16	DUQUESNE	w	93-59	21327
	11/23/16	CLEVELAND STATE	w	101-70	22441
	11/25/16	UT MARTIN	w	111-76	23324
2	11/28/16	vs Arizona State	w	115-69	1200

\* = Conference game

1 = Champions Classic | Madison Square Garden (New York)

2 = Atlantis Showcase | Imperial Arena (Paradise Island, Bahamas)

Score by Periods	1st	2nd	Totals
Kentucky	251	238	489
Opponents	152	170	322



2016-17 Kentucky Men's Basketball  
Kentucky Overall Team Statistics (as of Nov 29, 2016)  
All games



TEAM STATISTICS	UK	OPP
SCORING	669	455
Points per game	95.6	65.0
Scoring margin	+30.6	-
FIELD GOALS-ATT	243-490	163-434
Field goal pct	.496	.376
3 POINT FG-ATT	50-155	42-171
3-point FG pct	.323	.246
3-pt FG made per game	7.1	6.0
FREE THROWS-ATT	133-187	87-124
Free throw pct	.711	.702
F-Throws made per game	19.0	12.4
REBOUNDS	310	243
Rebounds per game	44.3	34.7
Rebounding margin	+9.6	-
ASSISTS	149	74
Assists per game	21.3	10.6
TURNOVERS	82	133
Turnovers per game	11.7	19.0
Turnover margin	+7.3	-
Assist/turnover ratio	1.8	0.6
STEALS	55	38
Steals per game	7.9	5.4
BLOCKS	53	18
Blocks per game	7.6	2.6
WINNING STREAK	14	-
Home win streak	10	-
ATTENDANCE	111784	21012
Home games-Avg/Game	5-22357	0-0
Neutral site-Avg/Game	-	2-10506

Score by Periods	1st	2nd	Totals
Kentucky	343	326	669
Opponents	219	236	455





2016-17 Kentucky Men's Basketball  
Kentucky Category Leaders (as of Nov 29, 2016)  
All games



Points	G	Pts	Pts/G
Monk, Malik	7	135	19.3
Fox, De'Aaron	7	107	15.3
Briscoe, Isaiah	5	92	18.4
Adebayo, Edrice	7	78	11.1
Gabriel, Wenyen	7	60	8.6
Mulder, Mychal	7	55	7.9
Willis, Derek	7	42	6.0
Humphries, Isaac	7	36	5.1
Killeya-Jones, Sacha	7	30	4.3
Hawkins, Dominique	7	21	3.0
Wynyard, Tai	7	8	1.1
Calipari, Brad	7	5	0.7

FG Percentage	FG	Att	Pct
Wynyard, Tai	4	5	.800
Killeya-Jones, Sacha	13	20	.650
Adebayo, Edrice	26	46	.565
Briscoe, Isaiah	34	61	.557
Gabriel, Wenyen	23	42	.548
Humphries, Isaac	16	30	.533
Willis, Derek	15	29	.517
Mulder, Mychal	20	41	.488
Monk, Malik	49	103	.476
Fox, De'Aaron	36	81	.444
Hawkins, Dominique	6	21	.286
Calipari, Brad	1	9	.111

3-Point Percentage	3FG	Att	Pct
Mulder, Mychal	15	32	.469
Monk, Malik	21	55	.382
Briscoe, Isaiah	3	9	.333
Gabriel, Wenyen	3	11	.273
Willis, Derek	4	15	.267
Fox, De'Aaron	2	15	.133
Calipari, Brad	1	8	.125
Hawkins, Dominique	1	10	.100

Free Throw Percent	FG	Att	Pct
Willis, Derek	8	8	1.000
Monk, Malik	16	19	.842
Hawkins, Dominique	8	10	.800
Fox, De'Aaron	33	42	.786
Gabriel, Wenyen	11	14	.786
Briscoe, Isaiah	21	28	.750
Humphries, Isaac	4	6	.667
Adebayo, Edrice	26	41	.634
Calipari, Brad	2	5	.400
Killeya-Jones, Sacha	4	11	.364
Wynyard, Tai	0	1	.000
David, Jonny	0	2	.000

Scoring Average	G	Pts	Avg/G
Monk, Malik	7	135	19.3
Briscoe, Isaiah	5	92	18.4
Fox, De'Aaron	7	107	15.3
Adebayo, Edrice	7	78	11.1
Gabriel, Wenyen	7	60	8.6
Mulder, Mychal	7	55	7.9
Willis, Derek	7	42	6.0
Humphries, Isaac	7	36	5.1
Killeya-Jones, Sacha	7	30	4.3
Hawkins, Dominique	7	21	3.0
Wynyard, Tai	7	8	1.1
Calipari, Brad	7	5	0.7

Field Goal Attempts	G	Att	Att/G
Monk, Malik	7	103	14.7
Fox, De'Aaron	7	81	11.6
Briscoe, Isaiah	5	61	12.2
Adebayo, Edrice	7	46	6.6
Gabriel, Wenyen	7	42	6.0

Field Goals Made	G	Made	Made/G
Monk, Malik	7	49	7.0
Fox, De'Aaron	7	36	5.1
Briscoe, Isaiah	5	34	6.8
Adebayo, Edrice	7	26	3.7
Gabriel, Wenyen	7	23	3.3

3-Point FG Attempts	G	Att	Att/G
Monk, Malik	7	55	7.9
Mulder, Mychal	7	32	4.6
Willis, Derek	7	15	2.1
Fox, De'Aaron	7	15	2.1
Gabriel, Wenyen	7	11	1.6

3-Point FG Made	G	Made	Made/G
Monk, Malik	7	21	3.0
Mulder, Mychal	7	15	2.1
Willis, Derek	7	4	0.6
Briscoe, Isaiah	5	3	0.6
Gabriel, Wenyen	7	3	0.4

Free Throw Attempts	G	Att	Att/G
Fox, De'Aaron	7	42	6.0
Adebayo, Edrice	7	41	5.9
Briscoe, Isaiah	5	28	5.6
Monk, Malik	7	19	2.7
Gabriel, Wenyen	7	14	2.0

Free Throws Made	G	Made	Made/G
Fox, De'Aaron	7	33	4.7
Adebayo, Edrice	7	26	3.7
Briscoe, Isaiah	5	21	4.2
Monk, Malik	7	16	2.3
Gabriel, Wenyen	7	11	1.6



2016-17 Kentucky Men's Basketball  
Kentucky Category Leaders (as of Nov 29, 2016)  
All games



Rebounds	G	Reb	Reb/G
Adebayo, Edrice	7	53	7.6
Gabriel, Wenyen	7	40	5.7
Fox, De'Aaron	7	40	5.7
Humphries, Isaac	7	35	5.0
Willis, Derek	7	24	3.4

Rebound Average	G	Reb	Avg/G
Adebayo, Edrice	7	53	7.6
Gabriel, Wenyen	7	40	5.7
Fox, De'Aaron	7	40	5.7
Humphries, Isaac	7	35	5.0
Willis, Derek	7	24	3.4

Offensive Rebounds	G	No.	Avg/G
Adebayo, Edrice	7	26	3.7
Humphries, Isaac	7	19	2.7
Gabriel, Wenyen	7	17	2.4
Fox, De'Aaron	7	7	1.0
Hawkins, Dominique	7	6	0.9
Killeya-Jones, Sacha	7	6	0.9
Mulder, Mychal	7	6	0.9

Defensive Rebounds	G	No.	Avg/G
Fox, De'Aaron	7	33	4.7
Adebayo, Edrice	7	27	3.9
Gabriel, Wenyen	7	23	3.3
Willis, Derek	7	20	2.9
Monk, Malik	7	19	2.7

Fouls	G	No.	Per/G
Gabriel, Wenyen	7	20	2.9
Adebayo, Edrice	7	17	2.4
Fox, De'Aaron	7	14	2.0
Humphries, Isaac	7	12	1.7
Monk, Malik	7	11	1.6
Killeya-Jones, Sacha	7	11	1.6

Foulouts	G	No.
----------	---	-----

Assists	G	No.	Ast/G
Fox, De'Aaron	7	53	7.6
Hawkins, Dominique	7	22	3.1
Monk, Malik	7	19	2.7
Briscoe, Isaiah	5	17	3.4
Gabriel, Wenyen	7	13	1.9

Steals	G	No.	Stl/G
Fox, De'Aaron	7	14	2.0
Briscoe, Isaiah	5	9	1.8
Monk, Malik	7	6	0.9
Willis, Derek	7	5	0.7
Gabriel, Wenyen	7	5	0.7
Hawkins, Dominique	7	5	0.7
Humphries, Isaac	7	5	0.7

Blocked Shots	G	No.	Blk/G
Adebayo, Edrice	7	11	1.6
Willis, Derek	7	11	1.6
Humphries, Isaac	7	8	1.1
Killeya-Jones, Sacha	7	6	0.9
Gabriel, Wenyen	7	5	0.7

Minutes	G	No.	Min/G
Fox, De'Aaron	7	215	30.7
Monk, Malik	7	193	27.6
Adebayo, Edrice	7	166	23.7
Gabriel, Wenyen	7	155	22.1
Briscoe, Isaiah	5	140	28.0

Turnovers	G	No.	TO/G
Fox, De'Aaron	7	19	2.7
Monk, Malik	7	14	2.0
Briscoe, Isaiah	5	10	2.0
Adebayo, Edrice	7	9	1.3
Humphries, Isaac	7	5	0.7
Gabriel, Wenyen	7	5	0.7



2016-17 Kentucky Men's Basketball  
Kentucky Overall/Conference Statistics (as of Nov 29, 2016)  
All games



SUMMARY	Overall Statistics										Conference Statistics									
	gp-gs	min/g	fg%	3fg%	ft%	r/g	a/g	stl	blk	pts/g	gp-gs	min/g	fg%	3fg%	ft%	r/g	a/g	stl	blk	pts/g
Monk, Malik	7-7	27.6	.476	.382	.842	2.9	2.7	6	3	19.3										
Briscoe, Isaiah	5-5	28.0	.557	.333	.750	3.4	3.4	9	2	18.4										
Fox, De'Aaron	7-7	30.7	.444	.133	.786	5.7	7.6	14	2	15.3										
Adebayo, Edrice	7-7	23.7	.565	.000	.634	7.6	1.1	3	11	11.1										
Gabriel, Wenyen	7-3	22.1	.548	.273	.786	5.7	1.9	5	5	8.6										
Mulder, Mychal	7-0	11.4	.488	.469	.000	1.6	0.3	3	3	7.9										
Willis, Derek	7-4	17.4	.517	.267	1.000	3.4	1.1	5	11	6.0										
Humphries, Isaac	7-0	11.4	.533	.000	.667	5.0	0.4	5	8	5.1										
Killeya-Jones, Sacha	7-0	9.6	.650	.000	.364	3.1	0.1	0	6	4.3										
Hawkins, Dominique	7-2	17.1	.286	.100	.800	2.0	3.1	5	0	3.0										
Wynyard, Tai	7-0	2.9	.800	.000	.000	1.3	0.1	0	1	1.1										
Calipari, Brad	7-0	3.9	.111	.125	.400	0.3	0.1	0	1	0.7										
David, Jonny	5-0	1.8	.000	.000	.000	0.0	0.0	0	0	0.0										
Pulliam, Dillon	4-0	1.5	.000	.000	.000	0.3	0.3	0	0	0.0										
Totals	7		.496	.323	.711	44.3	21.3	55	53	95.6	0		.000	.000	.000	0.0	0.0	0	0	0.0
Opponent	7		.376	.246	.702	34.7	10.6	38	18	65.0	0		.000	.000	.000	0.0	0.0	0	0	0.0

SCORING	Overall Statistics								Conference Statistics							
	fg-fga	fg%	3fg-fga	3fg%	ft-fta	ft%	pts	pts/g	fg-fga	fg%	3fg-fga	3fg%	ft-fta	ft%	pts	pts/g
Monk, Malik	49-103	.476	21-55	.382	16-19	.842	135	19.3								
Briscoe, Isaiah	34-61	.557	3-9	.333	21-28	.750	92	18.4								
Fox, De'Aaron	36-81	.444	2-15	.133	33-42	.786	107	15.3								
Adebayo, Edrice	26-46	.565	0-0	.000	26-41	.634	78	11.1								
Gabriel, Wenyen	23-42	.548	3-11	.273	11-14	.786	60	8.6								
Mulder, Mychal	20-41	.488	15-32	.469	0-0	.000	55	7.9								
Willis, Derek	15-29	.517	4-15	.267	8-8	1.000	42	6.0								
Humphries, Isaac	16-30	.533	0-0	.000	4-6	.667	36	5.1								
Killeya-Jones, Sacha	13-20	.650	0-0	.000	4-11	.364	30	4.3								
Hawkins, Dominique	6-21	.286	1-10	.100	8-10	.800	21	3.0								
Wynyard, Tai	4-5	.800	0-0	.000	0-1	.000	8	1.1								
Calipari, Brad	1-9	.111	1-8	.125	2-5	.400	5	0.7								
David, Jonny	0-1	.000	0-0	.000	0-2	.000	0	0.0								
Pulliam, Dillon	0-1	.000	0-0	.000	0-0	.000	0	0.0								
Totals	243-490	.496	50-155	.323	133-187	.711	669	95.6	0-0	.000	0-0	.000	0-0	.000	0	0.0
Opponent	163-434	.376	42-171	.246	87-124	.702	455	65.0	0-0	.000	0-0	.000	0-0	.000	0	0.0

TOTALS	Overall Statistics										Conference Statistics									
	o-reb	d-reb	total	pf	fo	a	to	a/to	hi	pts	o-reb	d-reb	total	pf	fo	a	to	a/to	hi	pts
Monk, Malik	1	19	20	11	0	19	14	1.4	26											
Briscoe, Isaiah	3	14	17	9	0	17	10	1.7	21											
Fox, De'Aaron	7	33	40	14	0	53	19	2.8	21											
Adebayo, Edrice	26	27	53	17	0	8	9	0.9	15											
Gabriel, Wenyen	17	23	40	20	0	13	5	2.6	15											
Mulder, Mychal	6	5	11	7	0	2	3	0.7	13											
Willis, Derek	4	20	24	10	0	8	4	2.0	15											
Humphries, Isaac	19	16	35	12	0	3	5	0.6	9											
Killeya-Jones, Sacha	6	16	22	11	0	1	4	0.3	12											
Hawkins, Dominique	6	8	14	9	0	22	2	11.0	7											
Wynyard, Tai	3	6	9	2	0	1	1	1.0	4											
Calipari, Brad	0	2	2	1	0	1	2	0.5	3											
David, Jonny	0	0	0	0	0	0	3	0.0	0											
Pulliam, Dillon	0	1	1	0	0	1	1	1.0	0											
Totals	106	204	310	123	0	149	82	1.8	115	0	0	0	0	0	0	0	0	0.0	0	0
Opponent	81	162	243	172	-	74	133	0.6	76	0	0	0	0	-	0	0	0	0.0	0	0



2016-17 Kentucky Men's Basketball  
Kentucky Team Game-by-Game (as of Nov 29, 2016)  
All games



TEAM STATISTICS

Opponent	Date	Score		Total		3-Pointers		Free throws		Rebounds											
				fg-fga	pct	3fg-fga	pct	ft-flt	pct	off	def	tot	avg	pf	a	t/o	blk	stl	pts	avg	
STEPHEN F. AUSTIN	11/11/16	87-64	W	31-62	.500	5-18	.278	20-30	.667	11	17	28	28.0	19	21	13	8	12	87	87.0	
CANISIUS	11/13/16	93-69	W	31-61	.508	4-16	.250	27-39	.692	15	24	39	33.5	19	10	10	7	4	93	90.0	
vs #13/13 Michigan State	11/15/16	69-48	W	23-60	.383	7-21	.333	16-20	.800	9	31	40	35.7	16	17	14	8	8	69	83.0	
DUQUESNE	11/20/16	93-59	W	35-76	.461	7-26	.269	16-21	.762	16	33	49	39.0	17	19	11	10	11	93	85.5	
CLEVELAND STATE	11/23/16	101-70	W	38-73	.521	9-24	.375	16-26	.615	16	31	47	40.6	18	25	13	6	6	101	88.6	
UT MARTIN	11/25/16	111-76	W	41-74	.554	7-22	.318	22-29	.759	19	29	48	41.8	18	24	12	5	7	111	92.3	
vs Arizona State	11/28/16	115-69	W	44-84	.524	11-28	.393	16-22	.727	20	39	59	44.3	16	33	9	9	7	115	95.6	
Kentucky		669		243-490	.496	50-155	.323	133-187	.711	106	204	310	44.3	123	149	82	53	55	669	95.6	
Opponents		455		163-434	.376	42-171	.246	87-124	.702	81	162	243	34.7	172	74	133	18	38	455	65.0	

Games played: 7  
Points/game: 95.6  
FG Pct: 49.6  
3FG Pct: 32.3  
FT Pct: 71.1

Rebounds/game: 44.3  
Assists/game: 21.3  
Turnovers/game: 11.7  
Assist/turnover ratio: 1.8  
Steals/game: 7.9  
Blocks/game: 7.6





2016-17 Kentucky Men's Basketball  
Kentucky Opponent Game-by-Game (as of Nov 29, 2016)  
All games



OPPONENT STATISTICS

Opponent	Date	Score		Total		3-Pointers		Free throws		Rebounds										
				fg-fga	pct	3fg-fga	pct	ft-flt	pct	off	def	tot	avg	pf	a	t/o	blk	stl	pts	avg
STEPHEN F. AUSTIN	11/11/16	87-64	W	23-52	.442	5-19	.263	13-19	.684	14	22	36	36.0	32	10	28	5	6	64	64.0
CANISIUS	11/13/16	93-69	W	26-62	.419	4-21	.190	13-20	.650	14	22	36	36.0	30	11	18	1	8	69	66.5
vs #13/13 Michigan State	11/15/16	69-48	W	20-61	.328	5-26	.192	3-9	.333	13	31	44	38.7	20	9	20	4	0	48	60.3
DUQUESNE	11/20/16	93-59	W	17-56	.304	5-25	.200	20-22	.909	7	25	32	37.0	17	7	18	1	7	59	60.0
CLEVELAND STATE	11/23/16	101-70	W	25-64	.391	6-27	.222	14-19	.737	11	25	36	36.8	27	7	19	1	5	70	62.0
UT MARTIN	11/25/16	111-76	W	27-66	.409	9-27	.333	13-20	.650	11	15	26	35.0	25	15	17	2	8	76	64.3
vs Arizona State	11/28/16	115-69	W	25-73	.342	8-26	.308	11-15	.733	11	22	33	34.7	21	15	13	4	4	69	65.0
Opponents		455		163-434	.376	42-171	.246	87-124	.702	81	162	243	34.7	172	74	133	18	38	455	65.0
Kentucky		669		243-490	.496	50-155	.323	133-187	.711	106	204	310	44.3	123	149	82	53	55	669	95.6

Games played: 7  
Points/game: 65.0  
FG Pct: 37.6  
3FG Pct: 24.6  
FT Pct: 70.2

Rebounds/game: 34.7  
Assists/game: 10.6  
Turnovers/game: 19.0  
Assist/turnover ratio: 0.6  
Steals/game: 5.4  
Blocks/game: 2.6



2016-17 Kentucky Men's Basketball  
Kentucky Points-Rebounds-Assists (as of Nov 29, 2016)  
All games



Opponent	Date	Score		00 FOX,DE'AAR	01 KILLEA-JO	03 ADEBAYO,ED	05 MONK,MALIK	10 DAVID,JONN	11 MULDER,MYC	13 BRISCOE,IS
STEPHEN F. AUSTIN	11/11/16	87-64	w	12-4-12	0-3-0	5-1-1	10-0-1	DNP	8-0-0	17-1-1
CANISIUS	11/13/16	93-69	w	21-4-3	3-4-0	14-11-2	16-4-2	0-0-0	3-0-0	21-5-2
vs #13/13 Michigan Stat	11/15/16	69-48	w	12-4-6	0-0-0	6-5-0	23-6-1	DNP	0-0-0	21-4-2
DUQUESNE	11/20/16	93-59	w	16-7-6	6-3-0	12-8-1	14-2-0	0-0-0	13-4-1	13-3-5
CLEVELAND STATE	11/23/16	101-70	w	16-4-11	5-2-0	14-7-2	23-3-4	0-0-0	13-2-0	DNP
UT MARTIN	11/25/16	111-76	w	16-6-5	12-4-0	15-12-0	26-2-7	0-0-0	12-2-1	DNP
vs Arizona State	11/28/16	115-69	w	14-11-10	4-6-1	12-9-2	23-3-4	0-0-0	6-3-0	20-4-7

Opponent	Date	Score		14 WYNARD,TA	15 HUMPHRIES,	20 CALIPARI,B	25 HAWKINS,DO	30 PULLIAM,DI	32 GABRIEL,WE	35 WILLIS,DER
STEPHEN F. AUSTIN	11/11/16	87-64	w	0-0-0	9-8-1	0-0-0	1-0-3	DNP	10-2-0	15-5-2
CANISIUS	11/13/16	93-69	w	0-1-0	6-4-0	2-0-0	2-1-1	0-0-0	3-3-0	2-2-0
vs #13/13 Michigan Stat	11/15/16	69-48	w	0-2-0	0-5-1	0-0-0	3-2-2	DNP	4-6-2	0-2-3
DUQUESNE	11/20/16	93-59	w	2-0-0	2-3-0	0-1-0	2-3-4	0-1-1	8-6-0	5-3-1
CLEVELAND STATE	11/23/16	101-70	w	4-3-0	9-9-1	0-0-0	0-1-0	DNP	10-10-6	7-5-1
UT MARTIN	11/25/16	111-76	w	0-2-1	7-3-0	0-0-0	6-4-9	0-0-0	15-6-1	2-1-0
vs Arizona State	11/28/16	115-69	w	2-1-0	3-3-0	3-1-1	7-3-3	0-0-0	10-7-4	11-6-1



2016-17 Kentucky Men's Basketball  
Kentucky Game-by-Game Highs (as of Nov 29, 2016)  
All games



Opponent	Date	Score	Points	Rebounds	Assists	Steals	Blocked shots
STEPHEN F. AUSTIN	11/11/16	87-64	17-Briscoe, Isaiah	8-Humphries, Isaac	12-Fox, De'Aaron	3-Humphries, Isaac Fox, De'Aaron	3-Willis, Derek Humphries, Isaac
CANISIUS	11/13/16	93-69	21-Briscoe, Isaiah Fox, De'Aaron	11-Adebayo, Edrice	3-Fox, De'Aaron	2-Hawkins, Dominiqu	3-Adebayo, Edrice
vs #13/13 Michigan State	11/15/16	69-48	23-MONK,MALIK	6-MONK,MALIK Gabriel, Wenyen	6-FOX,DE'AARON	3-Gabriel, Wenyen	2-Willis, Derek ADEBAYO,EDRICE
DUQUESNE	11/20/16	93-59	16-Fox, De'Aaron	8-Adebayo, Edrice	6-Fox, De'Aaron	4-Briscoe, Isaiah	2-Adebayo, Edrice Killeya-Jones, Sach Willis, Derek
CLEVELAND STATE	11/23/16	101-70	23-Monk, Malik	10-Gabriel, Wenyen	11-Fox, De'Aaron	2-Monk, Malik Fox, De'Aaron	1-Willis, Derek Calipari, Brad Fox, De'Aaron Mulder, Mychal Gabriel, Wenyen Killeya-Jones, Sach
UT MARTIN	11/25/16	111-76	26-Monk, Malik	12-Adebayo, Edrice	9-Hawkins, Dominiqu	3-Fox, De'Aaron	2-Humphries, Isaac
vs Arizona State	11/28/16	115-69	23-Monk, Malik	11-Fox, De'Aaron	10-Fox, De'Aaron	3-Briscoe, Isaiah	3-Adebayo, Edrice



2016-17 Kentucky Men's Basketball  
Kentucky Team High/Low Analysis (as of Nov 29, 2016)  
All games



Kentucky - TEAM GAME HIGHS

POINTS	115	vs Arizona State (11/28/16)
	111	UT MARTIN (11/25/16)
	101	CLEVELAND STATE (11/23/16)
	93	DUQUESNE (11/20/16)
	93	CANISIUS (11/13/16)
FIELD GOALS MADE	44	vs Arizona State (11/28/16)
	41	UT MARTIN (11/25/16)
FIELD GOAL ATTEMPTS	84	vs Arizona State (11/28/16)
	76	DUQUESNE (11/20/16)
FIELD GOAL PERCENTAGE	.554 (41-74)	UT MARTIN (11/25/16)
	.524 (44-84)	vs Arizona State (11/28/16)
3 PT FIELD GOALS MADE	11	vs Arizona State (11/28/16)
	9	CLEVELAND STATE (11/23/16)
3 PT FG ATTEMPTS	28	vs Arizona State (11/28/16)
	26	DUQUESNE (11/20/16)
3 PT FG PERCENTAGE	.393 (11-28)	vs Arizona State (11/28/16)
	.375 (9-24)	CLEVELAND STATE (11/23/16)
FREE THROWS MADE	27	CANISIUS (11/13/16)
	22	UT MARTIN (11/25/16)
FREE THROW ATTEMPTS	39	CANISIUS (11/13/16)
	30	STEPHEN F. AUSTIN (11/11/16)
FREE THROW PERCENTAGE	.800 (16-20)	vs #13/13 Michigan State (11/15/16)
	.762 (16-21)	DUQUESNE (11/20/16)
REBOUNDS	59	vs Arizona State (11/28/16)
	49	DUQUESNE (11/20/16)
ASSISTS	33	vs Arizona State (11/28/16)
	25	CLEVELAND STATE (11/23/16)
STEALS	12	STEPHEN F. AUSTIN (11/11/16)
	11	DUQUESNE (11/20/16)
BLOCKED SHOTS	10	DUQUESNE (11/20/16)
	9	vs Arizona State (11/28/16)
TURNOVERS	14	vs #13/13 Michigan State (11/15/16)
	13	CLEVELAND STATE (11/23/16)
	13	STEPHEN F. AUSTIN (11/11/16)
FOULS	19	CANISIUS (11/13/16)
	19	STEPHEN F. AUSTIN (11/11/16)





2016-17 Kentucky Men's Basketball  
Kentucky High/Low Analysis (as of Nov 29, 2016)  
All games



Opponent - GAME HIGHS

POINTS	76	UT MARTIN (11/25/16)
	70	CLEVELAND STATE (11/23/16)
	69	vs Arizona State (11/28/16)
	69	CANISIUS (11/13/16)
	64	STEPHEN F. AUSTIN (11/11/16)
FIELD GOALS MADE	27	UT MARTIN (11/25/16)
	26	CANISIUS (11/13/16)
FIELD GOAL ATTEMPTS	73	vs Arizona State (11/28/16)
	66	UT MARTIN (11/25/16)
FIELD GOAL PERCENTAGE	.442 (23-52)	STEPHEN F. AUSTIN (11/11/16)
	.419 (26-62)	CANISIUS (11/13/16)
3 PT FIELD GOALS MADE	9	UT MARTIN (11/25/16)
	8	vs Arizona State (11/28/16)
3 PT FG ATTEMPTS	27	UT MARTIN (11/25/16)
	27	CLEVELAND STATE (11/23/16)
3 PT FG PERCENTAGE	.333 (9-27)	UT MARTIN (11/25/16)
	.308 (8-26)	vs Arizona State (11/28/16)
FREE THROWS MADE	20	DUQUESNE (11/20/16)
	14	CLEVELAND STATE (11/23/16)
FREE THROW ATTEMPTS	22	DUQUESNE (11/20/16)
	20	UT MARTIN (11/25/16)
	20	CANISIUS (11/13/16)
FREE THROW PERCENTAGE	.909 (20-22)	DUQUESNE (11/20/16)
	.737 (14-19)	CLEVELAND STATE (11/23/16)
REBOUNDS	44	vs #13/13 Michigan State (11/15/16)
	36	CLEVELAND STATE (11/23/16)
	36	CANISIUS (11/13/16)
	36	STEPHEN F. AUSTIN (11/11/16)
ASSISTS	15	vs Arizona State (11/28/16)
	15	UT MARTIN (11/25/16)
STEALS	8	UT MARTIN (11/25/16)
	8	CANISIUS (11/13/16)
BLOCKED SHOTS	5	STEPHEN F. AUSTIN (11/11/16)
	4	vs Arizona State (11/28/16)
	4	vs #13/13 Michigan State (11/15/16)
TURNOVERS	28	STEPHEN F. AUSTIN (11/11/16)
	20	vs #13/13 Michigan State (11/15/16)
FOULS	32	STEPHEN F. AUSTIN (11/11/16)
	30	CANISIUS (11/13/16)



2016-17 Kentucky Men's Basketball  
Kentucky High/Low Analysis (as of Nov 29, 2016)  
All games



Kentucky - GAME LOWS

POINTS	69		vs #13/13 Michigan State (11/15/16)
	87		STEPHEN F. AUSTIN (11/11/16)
	93		CANISIUS (11/13/16)
	93		DUQUESNE (11/20/16)
	101		CLEVELAND STATE (11/23/16)
FIELD GOALS MADE	23		vs #13/13 Michigan State (11/15/16)
	31		STEPHEN F. AUSTIN (11/11/16)
	31		CANISIUS (11/13/16)
FIELD GOAL ATTEMPTS	60		vs #13/13 Michigan State (11/15/16)
	61		CANISIUS (11/13/16)
FIELD GOAL PERCENTAGE	.383	(23-60)	vs #13/13 Michigan State (11/15/16)
	.461	(35-76)	DUQUESNE (11/20/16)
3 PT FIELD GOALS MADE	4		CANISIUS (11/13/16)
	5		STEPHEN F. AUSTIN (11/11/16)
3 PT FG ATTEMPTS	16		CANISIUS (11/13/16)
	18		STEPHEN F. AUSTIN (11/11/16)
3 PT FG PERCENTAGE	.250	(4-16)	CANISIUS (11/13/16)
	.269	(7-26)	DUQUESNE (11/20/16)
FREE THROWS MADE	16		vs #13/13 Michigan State (11/15/16)
	16		DUQUESNE (11/20/16)
	16		CLEVELAND STATE (11/23/16)
	16		vs Arizona State (11/28/16)
FREE THROW ATTEMPTS	20		vs #13/13 Michigan State (11/15/16)
	21		DUQUESNE (11/20/16)
FREE THROW PERCENTAGE	.615	(16-26)	CLEVELAND STATE (11/23/16)
	.667	(20-30)	STEPHEN F. AUSTIN (11/11/16)
REBOUNDS	28		STEPHEN F. AUSTIN (11/11/16)
	39		CANISIUS (11/13/16)
ASSISTS	10		CANISIUS (11/13/16)
	17		vs #13/13 Michigan State (11/15/16)
STEALS	4		CANISIUS (11/13/16)
	6		CLEVELAND STATE (11/23/16)
BLOCKED SHOTS	5		UT MARTIN (11/25/16)
	6		CLEVELAND STATE (11/23/16)
TURNOVERS	9		vs Arizona State (11/28/16)
	10		CANISIUS (11/13/16)
FOULS	16		vs #13/13 Michigan State (11/15/16)
	16		vs Arizona State (11/28/16)



2016-17 Kentucky Men's Basketball  
Kentucky High/Low Analysis (as of Nov 29, 2016)  
All games



Opponent - GAME LOWS

POINTS	48		vs #13/13 Michigan State (11/15/16)
	59		DUQUESNE (11/20/16)
	64		STEPHEN F. AUSTIN (11/11/16)
	69		CANISIUS (11/13/16)
	69		vs Arizona State (11/28/16)
FIELD GOALS MADE	17		DUQUESNE (11/20/16)
	20		vs #13/13 Michigan State (11/15/16)
FIELD GOAL ATTEMPTS	52		STEPHEN F. AUSTIN (11/11/16)
	56		DUQUESNE (11/20/16)
FIELD GOAL PERCENTAGE	.304	(17-56)	DUQUESNE (11/20/16)
	.328	(20-61)	vs #13/13 Michigan State (11/15/16)
3 PT FIELD GOALS MADE	4		CANISIUS (11/13/16)
	5		STEPHEN F. AUSTIN (11/11/16)
	5		vs #13/13 Michigan State (11/15/16)
	5		DUQUESNE (11/20/16)
3 PT FG ATTEMPTS	19		STEPHEN F. AUSTIN (11/11/16)
	21		CANISIUS (11/13/16)
3 PT FG PERCENTAGE	.190	(4-21)	CANISIUS (11/13/16)
	.192	(5-26)	vs #13/13 Michigan State (11/15/16)
FREE THROWS MADE	3		vs #13/13 Michigan State (11/15/16)
	11		vs Arizona State (11/28/16)
FREE THROW ATTEMPTS	9		vs #13/13 Michigan State (11/15/16)
	15		vs Arizona State (11/28/16)
FREE THROW PERCENTAGE	.333	(3-9)	vs #13/13 Michigan State (11/15/16)
	.650	(13-20)	CANISIUS (11/13/16)
	.650	(13-20)	UT MARTIN (11/25/16)
REBOUNDS	26		UT MARTIN (11/25/16)
	32		DUQUESNE (11/20/16)
ASSISTS	7		DUQUESNE (11/20/16)
	7		CLEVELAND STATE (11/23/16)
STEALS	0		vs #13/13 Michigan State (11/15/16)
	4		vs Arizona State (11/28/16)
BLOCKED SHOTS	1		CANISIUS (11/13/16)
	1		DUQUESNE (11/20/16)
	1		CLEVELAND STATE (11/23/16)
TURNOVERS	13		vs Arizona State (11/28/16)
	17		UT MARTIN (11/25/16)
FOULS	17		DUQUESNE (11/20/16)
	20		vs #13/13 Michigan State (11/15/16)



2016-17 Kentucky Men's Basketball  
Kentucky Player High/Low Analysis (as of Nov 29, 2016)  
All games



Kentucky - INDIVIDUAL GAME HIGHS

Points	26		Monk, Malik vs UT MARTIN (11/25/16)
	23		Monk, Malik vs Arizona State (11/28/16)
	23		Monk, Malik vs CLEVELAND STATE (11/23/16)
	23		MONK,MALIK vs #13/13 Michigan State (11/15/16)
	21		Briscoe, Isaiah vs #13/13 Michigan State (11/15/16)
	21		Briscoe, Isaiah vs CANISIUS (11/13/16)
	21		Fox, De'Aaron vs CANISIUS (11/13/16)
Field Goals Made	10		Monk, Malik vs UT MARTIN (11/25/16)
	9		Briscoe, Isaiah vs CANISIUS (11/13/16)
Field Goal Att.	20		Monk, Malik vs Arizona State (11/28/16)
	18		Briscoe, Isaiah vs #13/13 Michigan State (11/15/16)
FG Pct (min 5 made)	.833	(5-6)	Gabriel, Wenyen vs STEPHEN F. AUSTIN (11/11/16)
	.778	(7-9)	Briscoe, Isaiah vs Arizona State (11/28/16)
3-Point FG Made	7		MONK,MALIK vs #13/13 Michigan State (11/15/16)
	4		Mulder, Mychal vs UT MARTIN (11/25/16)
	4		Monk, Malik vs CLEVELAND STATE (11/23/16)
3-Point FG Att.	11		MONK,MALIK vs #13/13 Michigan State (11/15/16)
	10		Monk, Malik vs Arizona State (11/28/16)
3-Pt FG Pct (min 2 made)	1.000	(2-2)	Briscoe, Isaiah vs Arizona State (11/28/16)
	.800	(4-5)	Mulder, Mychal vs UT MARTIN (11/25/16)
Free Throws Made	9		Fox, De'Aaron vs CANISIUS (11/13/16)
	8		Adebayo, Edrice vs CANISIUS (11/13/16)
Free Throw Att.	13		Adebayo, Edrice vs CANISIUS (11/13/16)
	9		Fox, De'Aaron vs CANISIUS (11/13/16)
FT Pct (min 3 made)	1.000	(9-9)	Fox, De'Aaron vs CANISIUS (11/13/16)
	1.000	(6-6)	Gabriel, Wenyen vs UT MARTIN (11/25/16)
	1.000	(6-6)	FOX,DE'AARON vs #13/13 Michigan State (11/15/16)
	1.000	(6-6)	Fox, De'Aaron vs STEPHEN F. AUSTIN (11/11/16)
	1.000	(5-5)	Briscoe, Isaiah vs #13/13 Michigan State (11/15/16)
	1.000	(4-4)	Monk, Malik vs UT MARTIN (11/25/16)
	1.000	(4-4)	Hawkins, Dominique vs UT MARTIN (11/25/16)
	1.000	(4-4)	Adebayo, Edrice vs CLEVELAND STATE (11/23/16)
	1.000	(4-4)	Monk, Malik vs CANISIUS (11/13/16)
	1.000	(4-4)	Willis, Derek vs STEPHEN F. AUSTIN (11/11/16)
Rebounds	12		Adebayo, Edrice vs UT MARTIN (11/25/16)
	11		Fox, De'Aaron vs Arizona State (11/28/16)
	11		Adebayo, Edrice vs CANISIUS (11/13/16)
Assists	12		Fox, De'Aaron vs STEPHEN F. AUSTIN (11/11/16)
	11		Fox, De'Aaron vs CLEVELAND STATE (11/23/16)
Steals	4		Briscoe, Isaiah vs DUQUESNE (11/20/16)
	3		Briscoe, Isaiah vs Arizona State (11/28/16)
	3		Fox, De'Aaron vs UT MARTIN (11/25/16)
	3		Fox, De'Aaron vs DUQUESNE (11/20/16)
	3		Gabriel, Wenyen vs #13/13 Michigan State (11/15/16)
	3		Humphries, Isaac vs STEPHEN F. AUSTIN (11/11/16)
	3		Fox, De'Aaron vs STEPHEN F. AUSTIN (11/11/16)
Blocked Shots	3		Adebayo, Edrice vs Arizona State (11/28/16)
	3		Adebayo, Edrice vs CANISIUS (11/13/16)
	3		Willis, Derek vs STEPHEN F. AUSTIN (11/11/16)
	3		Humphries, Isaac vs STEPHEN F. AUSTIN (11/11/16)
Turnovers	5		ADEBAYO,EDRICE vs #13/13 Michigan State (11/15/16)
	4		Fox, De'Aaron vs Arizona State (11/28/16)
	4		Fox, De'Aaron vs UT MARTIN (11/25/16)



Fouls	4	Briscoe, Isaiah vs STEPHEN F. AUSTIN (11/11/16)
	4	Killeya-Jones, Sacha vs Arizona State (11/28/16)
	4	Gabriel, Wenyen vs UT MARTIN (11/25/16)
	4	Gabriel, Wenyen vs CLEVELAND STATE (11/23/16)
	4	Adebayo, Edrice vs CLEVELAND STATE (11/23/16)
Minutes	4	ADEBAYO,EDRICE vs #13/13 Michigan State (11/15/16)
	4	Adebayo, Edrice vs STEPHEN F. AUSTIN (11/11/16)
	35	Briscoe, Isaiah vs #13/13 Michigan State (11/15/16)
	34	MONK,MALIK vs #13/13 Michigan State (11/15/16)
	33	Fox, De'Aaron vs CLEVELAND STATE (11/23/16)
	33	Fox, De'Aaron vs CANISIUS (11/13/16)
	32	Hawkins, Dominique vs UT MARTIN (11/25/16)
	32	Briscoe, Isaiah vs CANISIUS (11/13/16)
	32	Monk, Malik vs CANISIUS (11/13/16)



2016-17 Kentucky Men's Basketball  
Kentucky Opponent High/Low Analysis (as of Nov 29, 2016)  
All games



OPPONENT INDIVIDUAL GAME HIGHS

Points	28		Edwards, Rob vs CLEVELAND STATE (11/23/16)
	16		Robertson, Kassius vs CANISIUS (11/13/16)
	15		Butler, Matthew vs UT MARTIN (11/25/16)
	15		Traylor, Isaiah vs STEPHEN F. AUSTIN (11/11/16)
	14		Oleka, Obinna vs Arizona State (11/28/16)
	14		Cunliffe, Sam vs Arizona State (11/28/16)
	14		Mobley, Jacolby vs UT MARTIN (11/25/16)
	14		Word, Bobby vs CLEVELAND STATE (11/23/16)
Field Goals Made	12		Edwards, Rob vs CLEVELAND STATE (11/23/16)
	6		Oleka, Obinna vs Arizona State (11/28/16)
	6		Mobley, Jacolby vs UT MARTIN (11/25/16)
	6		Butler, Matthew vs UT MARTIN (11/25/16)
	6		Valenti, Phil vs CANISIUS (11/13/16)
	6		Gilmore III, Leon vs STEPHEN F. AUSTIN (11/11/16)
Field Goal Att.	21		Edwards, Rob vs CLEVELAND STATE (11/23/16)
	16		Cunliffe, Sam vs Arizona State (11/28/16)
	16		Graham, Torian vs Arizona State (11/28/16)
	16		Mobley, Jacolby vs UT MARTIN (11/25/16)
FG Pct (min 5 made)	.714	(5-7)	Martinez, Javier vs UT MARTIN (11/25/16)
	.667	(6-9)	Oleka, Obinna vs Arizona State (11/28/16)
3-Point FG Made	3		Cunliffe, Sam vs Arizona State (11/28/16)
	3		Edwards, Kedar vs UT MARTIN (11/25/16)
	3		Word, Bobby vs CLEVELAND STATE (11/23/16)
3-Point FG Att.	10		Robertson, Kassius vs CANISIUS (11/13/16)
	8		Cunliffe, Sam vs Arizona State (11/28/16)
	8		Mobley, Jacolby vs UT MARTIN (11/25/16)
	8		Butler, Matthew vs UT MARTIN (11/25/16)
	8		Word, Bobby vs CLEVELAND STATE (11/23/16)
3-Pt FG Pct (min 2 made)	.500	(3-6)	Edwards, Kedar vs UT MARTIN (11/25/16)
	.500	(2-4)	Justice, Kodi vs Arizona State (11/28/16)
	.500	(2-4)	Traylor, Isaiah vs STEPHEN F. AUSTIN (11/11/16)
Free Throws Made	5		Blackman, Emile vs DUQUESNE (11/20/16)
	5		Smith, Tarin vs DUQUESNE (11/20/16)
	5		Crumpton, Jermaine vs CANISIUS (11/13/16)
	5		Traylor, Isaiah vs STEPHEN F. AUSTIN (11/11/16)
Free Throw Att.	7		Crumpton, Jermaine vs CANISIUS (11/13/16)
	6		Cunliffe, Sam vs Arizona State (11/28/16)
	6		Rowe, Chandler vs UT MARTIN (11/25/16)
	6		Smith, Tarin vs DUQUESNE (11/20/16)
	6		Blackman, Emile vs DUQUESNE (11/20/16)
	6		Traylor, Isaiah vs STEPHEN F. AUSTIN (11/11/16)
FT Pct (min 3 made)	1.000	(4-4)	Graham, Torian vs Arizona State (11/28/16)
	1.000	(4-4)	Fofana, Mike vs UT MARTIN (11/25/16)
	1.000	(4-4)	Mike, Isiaha vs DUQUESNE (11/20/16)
Rebounds	12		BRIDGES,MILES vs #13/13 Michigan State (11/15/16)
	11		Oleka, Obinna vs Arizona State (11/28/16)
	11		Gilmore III, Leon vs STEPHEN F. AUSTIN (11/11/16)
Assists	6		Evans II, Shannon vs Arizona State (11/28/16)
	4		Butler, Matthew vs UT MARTIN (11/25/16)
	4		Mobley, Jacolby vs UT MARTIN (11/25/16)
Steals	3		Mike, Isiaha vs DUQUESNE (11/20/16)
	3		Reese, Isaiah vs CANISIUS (11/13/16)
Blocked Shots	3		BRIDGES,MILES vs #13/13 Michigan State (11/15/16)

	2	Oleka, Obinna vs Arizona State (11/28/16)
Turnovers	9	BRIDGES,MILES vs #13/13 Michigan State (11/15/16)
	7	Charles, Ty vs STEPHEN F. AUSTIN (11/11/16)
Fouls	5	Tshisumpa, Jethro vs Arizona State (11/28/16)
	5	Sloan, Derek vs CLEVELAND STATE (11/23/16)
	5	Clayborne, Evan vs CLEVELAND STATE (11/23/16)
	5	Holyfield, TJ vs STEPHEN F. AUSTIN (11/11/16)
	5	Huntley, Josh vs STEPHEN F. AUSTIN (11/11/16)



2016-17 Kentucky Men's Basketball  
Kentucky Team Game-by-Game Comparison (as of Nov 29, 2016)  
All games



Opponent	1st	2nd	Score	Mar	Total FG	FG Pct	3-Pointers	3FG Pct	Free Throws	FT Pct	Rebounds	Assist	T/Over	Block	Steal	Fouls
STEPHEN F. AUSTIN	48/32	39/32	87-64	+23	31-62/23-52	.500/.442	5-18/5-19	.278/.263	20-30/13-19	.667/.684	28/36 (8)	21/10	13/28	8/5	12/6	19/32
CANISIUS	44/35	49/34	93-69	+24	31-61/26-62	.508/.419	4-16/4-21	.250/.190	27-39/13-20	.692/.650	39/36 +3	10/11	10/18	7/1	4/8	19/30
#13/13 Michigan State	34/26	35/22	69-48	+21	23-60/20-61	.383/.328	7-21/5-26	.333/.192	16-20/3-9	.800/.333	40/44 (4)	17/9	14/20	8/4	8/0	16/20
DUQUESNE	50/23	43/36	93-59	+34	35-76/17-56	.461/.304	7-26/5-25	.269/.200	16-21/20-22	.762/.909	49/32 +17	19/7	11/18	10/1	11/7	17/17
CLEVELAND STATE	56/35	45/35	101-70	+31	38-73/25-64	.521/.391	9-24/6-27	.375/.222	16-26/14-19	.615/.737	47/36 +11	25/7	13/19	6/1	6/5	18/27
UT MARTIN	53/38	58/38	111-76	+35	41-74/27-66	.554/.409	7-22/9-27	.318/.333	22-29/13-20	.759/.650	48/26 +22	24/15	12/17	5/2	7/8	18/25
Arizona State	58/30	57/39	115-69	+46	44-84/25-73	.524/.342	11-28/8-26	.393/.308	16-22/11-15	.727/.733	59/33 +26	33/15	9/13	9/4	7/4	16/21

Note: Game totals are displayed in the format TEAM/OPPONENT for each category