



# UCLA BASKETBALL

UCLA Athletic Communications • J.D. Morgan Center • 325 Westwood Plaza • Los Angeles, CA 90095

Men's Basketball Contact: Alex Timiraos • [atimiraos@athletics.ucla.edu](mailto:atimiraos@athletics.ucla.edu) • o: (310) 206-0524 • c: (310) 847-9231

## UCLA'S TOP RETURNING SCORERS

2015-16 Stats

No.	Player	GP	GS	MPG	RPG	APG	PPG
10	Isaac Hamilton	32	32	35.2	4.2	3.3	16.8
20	Bryce Alford	32	32	36.2	3.8	5.2	16.1
40	Thomas Welsh	31	26	26.8	8.5	0.5	11.2
3	Aaron Holiday	32	32	31.7	3.0	4.0	10.3

## 2016-17 SCHEDULE

### Exhibition Game

Nov. 1	The Master's University	P12N	W	100-58
--------	-------------------------	------	---	--------

### November

Fri. 11	Pacific	P12N	6 p.m.
Sun. 13	CSUN	P12N	6 p.m.
Thu. 17	San Diego	P12N	8 p.m.
Mon. 20	Long Beach State	P12N	7 p.m.
Thu. 24	vs. Portland <sup>1</sup>	ESPN2	8 p.m.
Fri. 25	vs. Dayton/Nebraska <sup>1</sup>	ESPN2/3	6:30/9 p.m.
Sun. 27	vs. TBD <sup>2</sup>	ESPN/U	TBD
Wed. 30	UC Riverside	P12N	8 p.m.

### December

Sat. 3	at Kentucky	CBS	12:30 p.m. (ET)
Sat. 10	Michigan	ESPN2	5 p.m.
Wed. 14	UC Santa Barbara	P12N	7:30 p.m.
Sat. 17	vs. Ohio State <sup>3</sup>	CBS	12 p.m.
Wed. 21	Western Michigan	P12N	8 p.m.
Wed. 28	at Oregon*	ESPN2	6 p.m.
Fri. 30	at Oregon State*	P12N	8 p.m.

### January

Thu. 5	California*	ESPN/2	6 p.m.
Sun. 8	Stanford*	FS1	5 p.m.
Thu. 12	at Colorado*	FS1	9 p.m. (MT)
Sat. 14	at Utah*	P12N	4 p.m. (MT)
Thu. 19	Arizona State*	FS1	8 p.m.
Sat. 21	Arizona*	CBS	1 p.m.
Wed. 25	at USC*	FS1	8 p.m.

### February

Wed. 1	at Washington State	P12N	6 p.m.
Sat. 4	at Washington	P12N	7:30 p.m.
Thu. 9	Oregon	ESPN	7 p.m.
Sun. 12	Oregon State*	FS1	2 p.m.
Sat. 18	USC*	P12N	7 p.m.
Thu. 23	at Arizona State*	ESPN/2	7 p.m. (MT)
Sat. 25	at Arizona*	ESPN/2	TBD

### March

Wed. 1	Washington*	FS1	8 p.m.
Sat. 4	Washington State*	ESPNU	6:30 p.m.
8-11	Pac-12 Tournament <sup>4</sup>	TBD	TBD

\* Pac-12 Conference games

1 Wooden Legacy (at Cal State Fullerton, Titan Gym)

2 Wooden Legacy (at Honda Center, Anaheim)

3 CBS Sports Classic (at T-Mobile Arena, Las Vegas)

4 Pac-12 Tournament (at T-Mobile Arena, Las Vegas)

## UCLA ON SOCIAL MEDIA

Men's Basketball Twitter: @UCLAMBB

Men's Basketball Instagram: @UCLAMBB

Men's Basketball Snapchat: UCLAMBB

Men's Basketball Facebook: /UCLAMensBasketball

UCLA Athletics Twitter: @UCLAathletics

UCLA Athletics Instagram: @UCLAathletics

UCLA Athletics Facebook: /UCLAathletics

#GoBruins

## Pacific Tigers (0-0) at No. 16 UCLA Bruins (0-0)

Season Opener – Friday, Nov. 11, 2016 – 6 p.m. PT

Los Angeles, Calif. (Pauley Pavilion)

### GAME INFORMATION

Venue: Pauley Pavilion (13,800)

Tipoff Time: 6:06 p.m. (PT)

Television: Pac-12 Networks

TV Talent: J.B. Long, Don MacLean

Radio (UCLA Sports Network from IMG College): AM 1150

Radio Talent: Josh Lewin (play-by-play), Tracy Murray (analyst)

SIRIUS Channel/XM Channel: TBD



vs.



0-0

0-0

All-Time Series: UCLA leads, 6-1

The Bruins last faced Pacific on Nov. 16, 2010, securing a 57-44 victory in Pauley Pavilion.

### BRUINS AT A GLANCE

UCLA returns 10 players who competed last season, including four of the team's five starters – senior Isaac Hamilton, senior Bryce Alford, junior Thomas Welsh and sophomore Aaron Holiday. Other prominent contributors back from last season's team are junior G.G. Goloman and sophomores Alex Olesinski and Prince Ali. UCLA has added three freshmen – Ike Anigbogu, Lonzo Ball and TJ Leaf – who were nationally ranked among the top 25 incoming players by Scout.com and Rivals.com. In all, the roster includes three seniors, four juniors, three sophomores and five freshmen.

### SENIOR LEADERS

Bryce Alford and Isaac Hamilton, a pair of senior guards, will open the season as two of the Pac-12 Conference's most veteran student-athletes. Alford has averaged 13.0 points in 105 career games the previous three seasons. He enters this season as the only returning player in a Power 5 conference to have averaged at least 16.0 points, 5.0 assists and 3.0 rebounds per game last season. Hamilton is the Pac-12's leading returning scorer from last year, having averaged a team-best 16.8 points per game in 2015-16.

**PAC-12 REPRESENTATIVE:** Senior Isaac Hamilton served as UCLA's student-athlete representative at Pac-12 men's basketball media day in San Francisco (Oct. 21). He was the Bruins' only selection to the All-Pac-12 team last season, securing second-team honors after having scored in double figures in 27 consecutive games.

### CRUNCHING NUMBERS

Ranked No. 16 in the preseason AP poll, UCLA returns 77.0 percent of its total scoring and 58.3 percent of its rebounding production from 2015-16. The Bruins bring back 87.3 percent of its assist production from last year. UCLA's returning players accounted for 74.9 percent of the team's minutes in 2015-16. Four returning players from last season's starting lineup averaged at least 10.0 points per game a year ago – Hamilton (16.8 ppg), Alford (16.1 ppg), Welsh (11.2 ppg) and Holiday (10.3 ppg). Those four players accounted for 73 percent of UCLA's scoring from last season.

### SOPHOMORE SEASON

Among one of the most productive freshmen in the Pac-12 last season, Aaron Holiday enters his sophomore year after having averaged 10.3 points per game last season (started all 32 games in 2015-16). Holiday led UCLA in three-point field goal percentage during his freshman campaign, shooting 41.9 percent from beyond the arc. The younger brother of former UCLA guard Jrue Holiday, Aaron averaged 4.0 assists per game last season and enters this year as the third-leading assist producer in the Pac-12 (based off last season's statistics).

### NAISMITH PLAYER OF THE YEAR

Freshman Lonzo Ball was named the Naismith High School Player of the Year as a senior at Chino Hills High School in 2015-16 (23.9 ppg, 11.3 rpg, 11.5 apg), leading his team to a 35-0 record and the CIF State Open Division Championship. The 6-foot-6 guard and fellow UCLA freshman TJ Leaf played in the 2016 McDonald's All-American Game in Chicago (March 30, 2016). Ball was also named the 2015-16 Male High School Athlete of the Year by MaxPreps and the Morgan Wootten Player of the Year, as well as the Gatorade State Player of the Year in California.

### WELCOME TO WESTWOOD

Joining Ball in a recruiting class that was tabbed as high as No. 3, nationally, by Scout.com, are forward TJ Leaf and forward/center Ike Anigbogu (pronounced ee-KAY ah-nee-BOH-go). Leaf averaged 28.4 points, 12.4 rebounds and 5.3 assists per game as a senior at Foothills Christian High School last year. He led his high school program to the CIF San Diego Section Championship. Anigbogu registered 17.1 points and 9.6 rebounds in 25 games as a senior last season. He shot 61 percent from the field and tallied nine double-doubles for Centennial High School (Corona, Calif.).

### BRUINS DOWN UNDER

UCLA spent 10 full days in Australia in August 2016, going 2-1 in three preseason games (NCAA rules allow college programs to take a foreign trip once every four years). The Bruins spent four days in Sydney, three in Melbourne and three in Gold Coast before returning to Los Angeles the morning of Aug. 31. UCLA cruised past Sydney University, 123-76, in its first game. The Bruins followed with two games against professional teams in Australia's National Basketball League (NBL), losing to the Melbourne United (89-84) and defeating the Brisbane Bullets (94-91).

**OVERSEAS HIGHLIGHTS:** Among several off-the-court highlights for UCLA while in Australia included a tour of the Sydney Opera House, hiking to the top of the Sydney Harbour Bridge, a one-hour bike tour in Melbourne and a group surfing lesson in Surfer's Paradise, located in Gold Coast (nearly one hour south of Brisbane).

### SEASON OPENERS

UCLA head coach Steve Alford has guided his teams to season-opening wins in 19 of his 21 seasons while coaching at the NCAA Division I level. Prior to last season's 84-81 overtime loss to Monmouth in the Bruins' season opener, Coach Alford's teams had won 17 consecutive season openers. His teams had not lost a season-opening contest since Nov. 16, 1997, when Missouri State lost at TCU, 78-67. Entering his 26th season as a college basketball head coach, Coach Alford will face Pacific for the first time on Friday evening in UCLA's season opener.

## MEDIA INFORMATION

**UCLA Athletic Communications**  
**J.D. Morgan Center, Suite 128**  
**325 Westwood Plaza, Los Angeles, CA 90095**

Men's Basketball Contact	Alex Timiraos
Office Phone	(310) 206-0524
Cell Phone	(310) 847-9231
Fax	(310) 825-8664
E-mail	atimiraos@athletics.ucla.edu
Website	www.uclabruins.com

### Media Availability

Steve Alford's weekly media availability typically takes place on the court in Pauley Pavilion at approximately 2:30 p.m. on Tuesdays (prior to practice). Players are available to the media after Coach Alford speaks. Members of the media are welcome to observe and record the first 15 minutes of practice those days. Media availability is not open to the public.

### Credentials

Admission to the press seating and media room is by credential only. All credential requests should be made through UCLA's credential website at least two days prior to the game. Website address and instructions can be obtained by emailing Alex Timiraos (atimiraos@athletics.ucla.edu). Members of the media covering UCLA should request credentials for road games through Timiraos (via email, or phone at 310-206-0524).

### Credential Pickup

Credentials are available during the week at the Athletic Communications Office. Credentials not claimed prior to game day will be available at Pauley Pavilion's "Will Call" window (Northwest corner of the arena). The media will call window and entrance opens two hours prior to tip-off.

### Media Seating

A press pass enables entrance at Pauley Pavilion's Northwest media gate (across from the intramural field). Press seating is located in the upper level (Section 215) of the arena's south side (opposite team benches). Pauley Pavilion's media workroom is located in the Southeast corner of the building on the event level, adjacent to the Southeast elevator.

### Postgame Procedure

Head coach Steve Alford and selected players will be available to the media in Pauley Pavilion's media room following a 10-minute cooling off period after each game. UCLA's locker room is closed to the media. To access the media room during or after the game, follow the stairwell down to the court and proceed to the southeast corner (elevator access available at the arena's southeast corner). The visiting team's head coach will be available following a 10-minute cooling off period outside the visiting locker room (northwest corner, event level).

## QUICK FACTS

### School Information

Founded	1919
Enrollment	43,239
Nickname	Bruins
Colors	Blue and Gold
Home Arena (capacity)	Pauley Pavilion (13,800)
Affiliation	NCAA Division I
Conference	Pac-12
Chancellor	Gene Block
Director of Athletics	Dan Guerrero
Athletic Dept. Phone	(310) 825-8699
Ticket Office Phone	(310) 825-2101

### Men's Basketball History

First Season	1919-20
All-Time Record	1823-822 (.689)
NCAA Tournament Appearances	47
NCAA Final Four Appearances	18
NCAA Championships	11
Regular-Season Conference Titles	31

### Team Information

2015-16 Record	15-17
2015-16 Pac-12 Record (finish)	6-12 (10th)
2015-16 Home/Road/Neutral	11-6/3-7/1-4
Lettermen Returning/Lost	10/3
Starters Returning/Lost	4/1
2015-16 Final Ranking	not ranked
2016-17 Newcomers	5
Head Coach	Steve Alford (4th year at UCLA)
Alford at UCLA	65-40 (4th season)
Alford Overall	528-275 (26th season)
Assistant Coaches	Duane Broussard (4th year at UCLA)
	Ed Schilling (4th year at UCLA)
	David Grace (4th year at UCLA)

## 2016-17 UCLA NUMERICAL ROSTER

No.	Name	Yr.	Pos.	Ht.	Wt.	Hometown (Previous School)
0	Alex Olesinski	So.	F	6-10	200	Roswell, N.M. (La Lumiere School [IN])
2	Lonzo Ball	Fr.	G	6-6	190	Chino Hills, Calif. (Chino Hills HS)
3	Aaron Holiday	So.	G	6-1	185	Chatsworth, Calif. (Campbell Hall HS)
4	Isaac Wulff	Fr.	G	6-3	175	Laguna Beach, Calif. (Laguna Beach HS)
5	Armani Dodson	Fr.	G	6-5	190	Fontana, Calif. (Kaiser HS)
10	Isaac Hamilton	Sr.	G	6-5	195	Los Angeles, Calif. (St. John Bosco HS)
13	Ike Anigbogu	Fr.	F/C	6-10	250	Corona, Calif. (Centennial HS)
14	György "G.G." Golomán	Jr.	F	6-11	215	Körmend, Hungary (The Sagemont School [FL])
15	Jerrold Smith	Sr.	G	6-0	165	Los Angeles, Calif. (St. Bernard's HS)
20	Bryce Alford	Sr.	G	6-3	185	Albuquerque, N.M. (La Cueva HS)
21	Alec Wulff	Jr.	G	6-3	185	Laguna Beach, Calif. (Laguna Beach HS)
22	TJ Leaf	Fr.	F	6-10	225	El Cajon, Calif. (Foothills Christian HS)
23	Prince Ali	So.	G	6-3	190	The Bronx, N.Y. (The Sagemont School [FL])
34	Ikenna Okwarabizie	Jr.	C	6-9	250	Lagos, Nigeria (Tyler Junior College [TX])
40	Thomas Welsh	Jr.	C	7-0	245	Redondo Beach, Calif. (Loyola HS)

## 2016-17 UCLA ALPHABETICAL ROSTER

No.	Name	Yr.	Pos.	Ht.	Wt.	Hometown (Previous School)
20	Bryce Alford	Sr.	G	6-3	185	Albuquerque, N.M. (La Cueva HS)
23	Prince Ali	So.	G	6-3	190	The Bronx, N.Y. (The Sagemont School [FL])
13	Ike Anigbogu	Fr.	F/C	6-10	250	Corona, Calif. (Centennial HS)
2	Lonzo Ball	Fr.	G	6-6	190	Chino Hills, Calif. (Chino Hills HS)
5	Armani Dodson	Fr.	G	6-5	190	Fontana, Calif. (Kaiser HS)
14	György "G.G." Golomán	Jr.	F	6-11	215	Körmend, Hungary (The Sagemont School [FL])
10	Isaac Hamilton	Sr.	G	6-5	195	Los Angeles, Calif. (St. John Bosco HS)
3	Aaron Holiday	So.	G	6-1	185	Chatsworth, Calif. (Campbell Hall HS)
22	TJ Leaf	Fr.	F	6-10	225	El Cajon, Calif. (Foothills Christian HS)
0	Alex Olesinski	So.	F	6-10	200	Roswell, N.M. (La Lumiere School [IN])
34	Ikenna Okwarabizie	Jr.	C	6-9	250	Lagos, Nigeria (Tyler Junior College [TX])
15	Jerrold Smith	Sr.	G	6-0	165	Los Angeles, Calif. (St. Bernard's HS)
40	Thomas Welsh	Jr.	C	7-0	245	Redondo Beach, Calif. (Loyola HS)
21	Alec Wulff	Jr.	G	6-3	185	Laguna Beach, Calif. (Laguna Beach HS)
4	Isaac Wulff	Fr.	G	6-3	175	Laguna Beach, Calif. (Laguna Beach HS)

## COACHING STAFF

Steve Alford	Head Coach (4th season)	Indiana '87
Duane Broussard	Assistant Coach (4th season)	Bradley '93
Ed Schilling	Assistant Coach (4th season)	Miami (Ohio) '88
David Grace	Assistant Coach (4th season)	Park '03

## SUPPORT STAFF

Tyus Edney	Director of Operations	UCLA '97
Doug Erickson	Director of Administration	San Jose State '90
Wes Long	Athletic Performance Coach	Texas '03
Briana Walker	Staff Associate	Florida State '09
Kory Barnett	Director of Player Development/Scouting	Indiana '12
Kory Alford	Video Coordinator	UCLA '15
Shane Besedick	Athletic Trainer	Long Beach State '08
Kenny Simpson	Equipment Manager	N.C. State '07
Veronica Rodriguez-Mora	Academic Advisor	NYU '02
Alex Timiraos	Athletic Communications Contact	Boston College '06

## PRONUNCIATION GUIDE

Alford (ALL-ferd)  
Ali (ah-LEE)  
Ike Anigbogu (EE-kay ah-nee-BOH-goo)  
Broussard (bru-SARD)  
G.G. Golomán (G.G. GOH-lo-mun)  
Ikenna Okwarabizie (ee-KAY-nuh oak-war-uh-BEE-zee-eh)  
Olesinski (oll-eh-SHIN-skee)  
Jerrold Smith (JEH-rolld Smith)  
Wulff (WOLF)

## AP Poll (2016-17 Preseason Poll)

RK	TEAM	RECORD	PTS
1	Duke (58)	0-0	1,612
2	Kentucky (2)	0-0	1,479
3	Kansas	0-0	1,476
4	Villanova (4)	0-0	1,465
5	Oregon (1)	0-0	1,343
6	North Carolina	0-0	1,314
7	Xavier	0-0	1,167
8	Virginia	0-0	1,149
9	Wisconsin	0-0	1,135
10	Arizona	0-0	1,004
11	Indiana	0-0	917
12	Michigan State	0-0	903
13	Louisville	0-0	755
14	Gonzaga	0-0	699
15	Purdue	0-0	672
16	<b>UCLA</b>	<b>0-0</b>	<b>540</b>
17	Saint Mary's	0-0	512
18	Connecticut	0-0	504
19	Syracuse	0-0	464
20	West Virginia	0-0	360
21	Texas	0-0	250
22	Creighton	0-0	231
23	Rhode Island	0-0	199
24	Iowa State	0-0	168
25	Maryland	0-0	144

Also receiving votes: Cincinnati (110), Dayton (98), Florida State (88), California (74), San Diego State (48), Miami (35), N.C. State (29), Butler (21), Wichita State (21), Ohio State (18), Virginia Tech (18), Florida (18), Texas A&M (14), Mississippi State (14), Oklahoma (11), Colorado (10), Michigan (8), Monmouth (7), Notre Dame (6), Washington (5), Seton Hall (5), Princeton (2), Ohio (1), Vanderbilt (1).

## USA Today Coaches Poll (2016-17 Preseason Poll)

RK	TEAM	RECORD	PTS
1	Duke (27)	0-0	792
2	Kansas (1)	0-0	721
3	Villanova (1)	0-0	700
4	Kentucky (2)	0-0	695
5	Oregon (1)	0-0	620
6	North Carolina	0-0	614
7	Virginia	0-0	596
8	Xavier	0-0	552
9	Michigan State	0-0	544
10	Wisconsin	0-0	487
11	Arizona	0-0	468
12	Indiana	0-0	435
13	Gonzaga	0-0	371
14	Louisville	0-0	367
15	Purdue	0-0	324
16	Connecticut	0-0	239
17	Syracuse	0-0	224
18	West Virginia	0-0	204
19	Saint Mary's	0-0	203
20	<b>UCLA</b>	<b>0-0</b>	<b>185</b>
21	Maryland	0-0	153
22	Texas	0-0	124
23	Creighton	0-0	113
24	Rhode Island	0-0	85
25	Cincinnati	0-0	75

also receiving votes: Florida State (65), Iowa State (56), California (43), Miami (35), Dayton (34), Oklahoma (33), Seton Hall (24), Texas A&M (22), Notre Dame (18), San Diego State (17), Virginia Tech (16), Wichita State (15), Butler (14), USC (14), Ohio State (12), Colorado (11), Florida (11), Clemson (11), Michigan (10), Pittsburgh (7), Georgia (6), Yale (6), VCU (6), Chattanooga (5), Washington (4), Kansas State (3), Nevada (3), Davidson (2), Valparaiso (2), Arkansas (2), Utah (1), SMU (1).

## PRESEASON PROJECTIONS

UCLA was selected third in the preseason Pac-12 media poll, announced at Pac-12 media day in San Francisco on Oct. 21. Oregon was picked to finish first, collecting 23 of 27 first-place votes, while Arizona was selected second (and secured four first-place votes). UCLA was picked to finish third in the conference race. The Bruins last won the Pac-12 regular-season title in 2012-13 and most recently won the Pac-12 Tournament in 2014.

**PREDICTIONS:** Members of the media have correctly picked the regular-season winner of the conference 14 times in 24 tries, while the winner has been accurately chosen in 16 of the 27 all-time preseason votes. This marks the first time in the history of the 28-year preseason poll in which Oregon has been selected to finish first.

## RETURNERS FROM LAST SEASON'S STARTING LINEUP

### Isaac Hamilton – 6-5, 195 – senior, guard – Los Angeles, Calif. (St. John Bosco HS)

- Finished last season as the team's leading scorer (16.8 ppg), ranking third in that category in the Pac-12
- Enters the year as the Pac-12 Conference's leading returning scorer from last season (16.8 ppg)
- Hamilton ranks third among all Pac-12 returners in career points per game (13.5 ppg)
- Has scored 919 career points, 81 shy of becoming the 54th player at UCLA to score 1,000 points
- Ranked fourth in the Pac-12 in free throw percentage last season (80.5 pct, 66-for-82)

### Bryce Alford – 6-3, 185 – senior, guard – Albuquerque, N.M. (La Cueva HS)

- Has finished each of the last two seasons as UCLA's second-leading scorer (16.1 ppg in 2015-16)
- Enters 2016-17 ranking first among all Pac-12 returners in career field goals (411) and 3-pointers (213)
- As a junior (2015-16), was second in the Pac-12 in assists per game (5.2) and assist-turnover ratio (2.7)
- Has recorded at least 100 assists and a near 2-to-1 assist-turnover ratio in each of his three collegiate seasons
- Currently ranks No. 30 on UCLA's all-time scoring list with 1,364 career points in 105 games (69 starts)

### Thomas Welsh – 7-0, 245 – junior, center – Redondo Beach, Calif. (Loyola HS)

- Averaged 11.2 points and a team-leading 8.5 rebounds per game as a sophomore in 2015-16
- Has shot 55.0 percent from the field in his first two seasons at UCLA (219-for-398)
- Ranked third last season in the Pac-12 with a 59.0 field goal percentage as a sophomore
- Has totaled 71 blocks in 67 games (1.06 bpg), currently the sixth-highest career blocks average in school history
- Registered a team-high 10 double-doubles last season, scoring in double figures in 20 games

### Aaron Holiday – 6-1, 185 – sophomore, guard – Chatsworth, Calif. (Campbell Hall HS)

- Recorded 10.3 points and 4.0 assists per game as a freshman in 2015-16
- Led the Bruins last season in three-point field goal percentage (41.9), making 39 of 93 attempts
- Scored in double figures in 20 of the Bruins' 32 games, including a season-high 19 points at Oregon (Jan. 23)
- Dished more assists (127) than any freshman at UCLA since his older brother, Jrue Holiday, had 129 in 2008-09
- During the Bruins' three-game trip in Australia in August 2016, averaged 13.7 points and 6.3 rebounds per game

## ABOUT THE TIGERS

Pacific enters the 2016-17 season under the direction of first-year head coach Damon Stoudamire, who played in the NBA for 13 seasons (1996-2008) after a four-year career at the University of Arizona (1992-1995). Last year, Pacific compiled an 8-20 record. The Tigers return three of their five starters from last season, including senior guard T.J. Wallace, who secured honorable mention All-West Coast Conference acclaim (10.8 ppg, 5.3 rpg). Also back for the Tigers this season is redshirt junior guard/forward Ray Bowles (11.1 ppg, 3.9 rpg, 2.3 apg).

## YEAR FOUR

Steve Alford enters his fourth season as UCLA's head coach in 2016-17, his 26th year as a collegiate head coach. Alford arrived at UCLA in March 2013 and led his first two UCLA teams (2013-14, 2014-15) to consecutive Sweet 16 appearances in the NCAA Tournament. In his first year in Westwood, Alford guided the Bruins to a second-place finish in the Pac-12 regular-season standings before UCLA won the Pac-12 Tournament for the first time since 2008. Through three years as the Bruins' head coach, Alford has helped UCLA compile a 65-40 overall record.

## MCDONALD'S ALL-AMERICANS

UCLA has seen 41 of its student-athletes compete in the annual McDonald's All-American Game, with only Duke and Kentucky having enrolled more McDonald's All-Americans. Freshmen Lonzo Ball and T.J. Leaf competed in the March 2016 McDonald's All-American Game in Chicago. Ball tied the single-game record with 13 assists, joining with Leaf to help lift the West past the East, 114-107. Four of UCLA's players on this season's roster have competed in the McDonald's All-American Game – Ball and Leaf in 2016, Thomas Welsh in 2014 and Isaac Hamilton in 2013.

## EXPERIENCED TRAVELERS

Over the course of the last four years, the UCLA basketball program has accrued plenty of mileage. Destinations away from the West Coast have included foreign trips to China (Aug. 2012) and Australia (Aug. 2016), the Battle 4 Atlantis tournament in the Bahamas (Nov. 2014), last season's Maui Invitational in Lahaina (Nov. 2015), three trips to New York City (2012, 2013 and 2015), a trip to Chicago (Nov. 2014) and postseason games in Austin, Texas (March 2013), San Diego (March 2014), Memphis, Tenn. (March 2014), Louisville, Ky. (March 2015) and Houston, Texas (March 2015).

**DON'T FORGET VEGAS:** UCLA has played in the Pac-12 Tournament in Las Vegas the last four seasons. The Bruins competed in the Continental Tire Las Vegas Invitational in Nov. 2013 and will face Ohio State (Dec. 17) at T-Mobile Arena as part of the CBS Sports Classic. This season's Pac-12 Tournament will be played at T-Mobile Arena.

## 1,000 POINT CLUB

Senior Isaac Hamilton has scored 919 career points, needing just 81 more to become the 54th player at UCLA to have scored at least 1,000 for the Bruins. In just two seasons on the court at UCLA, Hamilton has averaged 13.5 points per game (68 career games, 68 starts). Senior Bryce Alford crossed the 1,000-point threshold last season and enters this year with 1,364 points (ranks No. 30 on the all-time scoring list). Other UCLA players who have recently joined that 1,000-point club include Jordan Adams (2013), Norman Powell (2015) and Tony Parker (2016).

## INJURY UPDATE

Sophomore guard Prince Ali underwent surgery to repair a torn meniscus (right knee) on July 15, 2016. He is expected to return during the first half of UCLA's 2016-17 season. Freshman forward/center Ike Anigbogu had arthroscopic surgery on his right knee on Tuesday, Oct. 25, and is expected to be sidelined for four weeks.

Team	Points
1. Oregon (23)	320
2. Arizona (4)	298
3. <b>UCLA</b>	<b>259</b>
4. California	209
5. Colorado	199
6. Washington	167
7. USC	163
8. Utah	142
9. Oregon State	122
10. Stanford	119
11. Arizona State	78
12. Washington State	30

## CURRENT PLAYERS IN UCLA'S RECORD BOOK

### UCLA's ALL-TIME SCORING LEADERS

No.	Player	Points	PPG
1.	Don MacLean (1989-92)	2608	20.5
2.	Kareem Abdul-Jabbar (1967-69)	2325	26.4
3.	Jason Kapono (2000-03)	2095	16.5
–	Reggie Miller (1984-87)	2095	17.2
5.	Toby Bailey (1995-98)	1846	14.3
6.	Ed O'Bannon (1992-95)	1815	15.1
7.	J.R. Henderson (1995-98)	1801	14.2
8.	Trevor Wilson (1987-90)	1798	14.3
9.	Tracy Murray (1990-92)	1792	18.3
10.	Charles O'Bannon (1994-97)	1784	13.3
11.	Bill Walton (1972-74)	1767	20.3
12.	Josh Shipp (2005-09)	1730	12.4
13.	David Greenwood (1976-79)	1721	14.8
14.	Gail Goodrich (1963-65)	1691	18.9
15.	Marques Johnson (1974-77)	1659	14.4
16.	Kenny Fields (1981-84)	1638	14.9
17.	Darren Collison (2006-09)	1634	11.7
18.	Shon Tarver (1991-94)	1575	12.8
19.	Arron Affalo (2005-07)	1540	14.7
20.	Tyus Edney (1992-95)	1515	12.9
21.	Pooh Richardson (1986-89)	1461	12.0
22.	Dijon Thompson (2002-05)	1458	12.5
23.	Earl Watson (1998-01)	1449	11.2
24.	Sidney Wicks (1969-71)	1423	15.8
25.	Walt Hazzard (1962-64)	1401	16.1
26.	Curtis Rowe (1969-71)	1383	15.4
27.	Kiki Vandeweghe (1977-80)	1380	12.2
28.	Norman Powell (2012-15)	1376	9.8
29.	Rod Foster (1980-83)	1365	12.1
30.	<b>Bryce Alford (2014-present)</b>	<b>1364</b>	<b>13.0</b>
31.	Roy Hamilton (1976-79)	1355	12.5
32.	Jamaal Wilkes (1972-74)	1349	15.0
33.	Kris Johnson (1995-98)	1294	11.6
34.	Henry Bibby (1970-72)	1293	14.4
35.	Dan Gadzuric (1999-02)	1287	10.5

\*NOTE: Senior guard Isaac Hamilton has scored 919 career points, needing just 81 more to become the 54th player in school history to have scored at least 1,000 career points.

### UCLA's CAREER 3-POINT FIELD GOALS MADE

No.	Player	Years	3FGM
1.	Jason Kapono	2000-03	317
2.	<b>Bryce Alford</b>	<b>2014-present</b>	<b>213</b>
3.	Arron Affalo	2005-07	209
	Michael Roll	2006-10	209
5.	Josh Shipp	2005-08	198

### UCLA's CAREER ASSISTS

No.	Player	Years	3FGM
1.	Pooh Richardson	1986-89	833
2.	Tyus Edney	1992-95	652
3.	Darnick Martin	1989-92	636
4.	Earl Watson	1998-01	607
5.	Darren Collison	2006-09	577
6.	Ralph Jackson	1981-84	523
7.	Roy Hamilton	1976-79	512
8.	Toby Bailey	1995-98	458
9.	Cameron Dollar	1994-97	451
10.	<b>Bryce Alford</b>	<b>2014-present</b>	<b>445</b>

### UCLA's CAREER FREE THROW PERCENTAGE

No.	Player	Years	3FGM
1.	Rod Foster	1980-83	.880
2.	Don MacLean	1989-92	.860
3.	Darren Collison	2006-09	.851
4.	Jordan Adams	2013-14	.839
5.	Reggie Miller	1984-87	.836
6.	Jason Kapono	2000-03	.830
7.	<b>Bryce Alford</b>	<b>2014-present</b>	<b>.827</b>
8.	Gary Cunningham	1960-62	.824
9.	Henry Bibby	1970-72	.823
10.	Nikola Dragovic	2007-10	.821

\* minimum 150 attempts

## RETURNING CONTRIBUTORS FROM LAST SEASON

### György "G.G." Golomán – 6-11, 215 – junior, forward – Körmend, Hungary (The Sagemont School [FL])

- Has registered 1.5 points and 1.9 rebounds per game in two seasons at UCLA (has played in 50 games)
- Missed the Bruins' first 17 games in 2015-16 recovering from a stress fracture below his right knee

### Alex Olesinski – 6-10, 200 – sophomore, forward – Roswell, N.M. (La Lumiere School [IN])

- As a freshman in 2015-16, averaged 1.2 points and 2.0 rebounds per game (played in 23 of 32 games)
- During the Bruins' summer tour in Australia, Olesinski averaged 6.3 points per game (made 6 of 11 shots)

### Prince Ali – 6-3, 190 – sophomore, guard – The Bronx, N.Y. (The Sagemont School [FL])

- As a freshman last season, averaged 3.9 points and 1.1 rebounds per game (played in 29 of 32 games)
- Continues to recover from a torn meniscus in his right knee, sustained on July 8, 2016

### Ikenna Okwarabizie – 6-9, 250 – junior, center – Lagos, Nigeria (Tyler Junior College [TX])

- Played in seven games as a sophomore in 2015-16 ... totaled four rebounds in 13 minutes
- Transferred to UCLA following the 2014-15 season after playing as a freshman at Tyler Junior College in Texas

## LOCAL THANKSGIVING

After having spent the Thanksgiving holiday playing in the Bahamas (2014) and Maui (2015) the previous two seasons, UCLA will compete in this season's Wooden Legacy, tipping off against Portland the night of Thursday, Nov. 24. The Bruins will face either Dayton or Nebraska on Friday, Nov. 25. UCLA's games on Thursday and Friday will be played at Cal State Fullerton's Titan Gym. The final day of games is slated for Sunday, Nov. 27, at the Honda Center in Anaheim.

## THE ASSIST GOES TO ...

UCLA concluded the 2015-16 season as the only Pac-12 program to have at least three players with 100 or more assists. Bryce Alford finished with a team-high 167 assists, the second-highest total of any Pac-12 player, while Aaron Holiday had 127 and Isaac Hamilton totaled 106. That marked the first season since 2009-10 in which at least three Bruins had 100 or more assists (prior to 2009-10, that feat had not been accomplished at UCLA since 1997-98).

## THREE-POINT THREAT

Bryce Alford ranks first in school history in single-season 3-pointers made and is second in career 3-pointers. He made a school-record 93 treys in 2014-15 (sophomore) and enters his senior campaign having made 213 three-pointers, second-most all-time at UCLA behind Jason Kapono (317). Alford made 73 treys last season, becoming UCLA's first player since Arron Affalo (in 2005-06, 2006-07) to have made at least 70 in consecutive seasons.

### UCLA: Single-Season Three-Point Field Goals Made

Total	Name	Season	Class	Percentage	3p-FG/FGA
93	Bryce Alford	2014-15	SO	.391	93/238
87	Arron Affalo	2006-07	JR	.375	87/232
87	Jason Kapono	2001-02	JR	.453	87/192

**THAT'S A LONG STREAK:** The Bruins have made at least one 3-point attempt in each of their previous 553 games. The last game UCLA played in which it didn't make a 3-pointer was against Stanford on Feb. 3, 2000.

## STEADY PROGRESSION

Junior center Thomas Welsh averaged 11.2 points and a team-leading 8.5 rebounds per game as a sophomore in 2015-16. He led the Bruins in blocked shots (32) and enters his junior year with 71 career blocked shots, needing 21 more to crack the school's all-time top 10 leaders in blocks. Last season, Welsh earned second-team Pac-12 All-Academic acclaim, becoming UCLA's first player since the 2009-10 season to earn the conference's academic honor (Mustafa Abdul-Hamid was a first-team selection and Malcolm Lee was a second-team honoree that year).

## POINTS AND ASSISTS

Bryce Alford has become the sixth player in school history, on record, to have scored at least 1,300 career points and registered 400 or more assists. Alford has become the first UCLA player to equal or eclipse those two career totals since Darren Collison, who amassed 1,634 points and 577 assists over four seasons (2006-09).

Player	Seasons	Points	Assists	Games	PPG	APG	FG/FGA	FG Pct.
Toby Bailey	1995-1998	1846	458	129	14.3	3.6	679/1479	.459
Darren Collison	2006-2009	1634	577	142	11.5	4.1	563/1185	.475
Tyus Edney	1992-1995	1515	652	125	12.1	5.2	484/1007	.481
Pooh Richardson	1986-1989	1461	833	122	12.0	6.8	600/1170	.513
Roy Hamilton	1976-1979	1355	512	108	12.5	4.7	566/1046	.520
Bryce Alford	2014-present	1364	445	105	13.0	4.2	411/1056	.389

\*assists were first officially recorded at UCLA in 1973-74

## MO OSTIN BASKETBALL CENTER

Construction has begun on the men's and women's basketball programs' new on-campus training and performance facility, known going forward as the Mo Ostin Basketball Center. Named after legendary music industry executive and philanthropist Morris "Mo" Ostin, who generously committed \$10 million to the project, the comprehensive, state-of-the-art facility will be located near Pauley Pavilion at the south end of the Los Angeles Tennis Center.

The Bruins' new training and performance center is expected to be completed in the fall of 2017. Designed by award-winning architectural design firm Kevin Daly Architects in partnership with globally acclaimed high-performance design firm AECOM, the Mo Ostin Basketball Center will include locker rooms, athletic training areas, a strength and conditioning facility, coaches' offices, team meeting rooms, equipment rooms and video rooms among its various amenities. In addition, the facility will incorporate several elements paying homage to the rich history of UCLA Basketball.

The project and its corresponding campaign to raise private funds is part of the \$4.2 billion campus-wide UCLA Centennial Campaign that was announced on May 15, 2014. The UCLA Athletic Department aims to surpass its \$260 million goal by 2019. The Mo Ostin Basketball Center directly addresses the Department's primary Centennial Campaign objective: to create a financially sustainable future to build upon UCLA's standing as the premier intercollegiate athletics program in the nation.

## BRUINS IN THE NBA (NOVEMBER 2016)

Player	NBA Team	NBA Season	Years in NBA	Years at UCLA
Arron Afflalo	Sacramento Kings	10th season	2008-2016	2005-2007
Kyle Anderson	San Antonio Spurs	3rd season	2015-2016	2013-2014
Trevor Ariza	Houston Rockets	13th season	2005-2016	2004
Matt Barnes	Sacramento Kings	13th season	2004-2016	1999-2002
Darren Collison	Sacramento Kings	7th season	2010-2016	2006-2009
Jordan Farmar	Sacramento Kings	10th season	2007-2016	2005-2006
Jrue Holiday	New Orleans Pelicans	8th season	2010-2016	2009
Zach LaVine	Minnesota Timberwolves	3rd season	2015-2016	2014
Kevon Looney	Golden State Warriors	2nd season	2016-present	2015
Kevin Love	Cleveland Cavaliers	9th season	2009-2016	2008
Luc Richard Mbah a Moute	Los Angeles Clippers	9th season	2009-2016	2006-2008
Shabazz Muhammad	Minnesota Timberwolves	4th season	2014-2016	2013
Norman Powell	Toronto Raptors	2nd season	2016-present	2012-2015
Russell Westbrook	Oklahoma City Thunder	9th season	2009-2016	2007-2008

• Since 1948, UCLA has produced the second-most NBA draft selections (114) ... Kentucky tops that list with 121 draft picks. Trailing Kentucky and UCLA on the all-time list are North Carolina (110) and Duke (86) ... with 14 former players on NBA rosters, UCLA leads all Pac-12 programs in that category and ranks fifth, nationally ... last season, 16 Bruins competed in the NBA, including five players from UCLA's 2013-14 squad.

• Former UCLA standout Russell Westbrook earned MVP honors at the 2016 NBA All-Star Game (Feb. 14) for the second straight season ... Westbrook was selected to compete in his fifth career All-Star Game, making his first-ever start ... Westbrook concluded the regular season having averaged 23.5 points, 7.8 rebounds and 10.4 assists per game.

• Former UCLA guards stole the show at both NBA All-Star Weekends in 2015 (New York) and 2016 (Toronto) ... during each All-Star Weekend, Zach LaVine won the annual Slam Dunk Contest one night before Westbrook captured NBA All-Star Game Most Valuable Player (MVP) accolades.

• Seven UCLA players under head coach Steve Alford have advanced to the NBA. Four of those Bruins were first-round NBA draft picks (Zach LaVine, Jordan Adams, Kyle Anderson and Kevon Looney). In addition, Norman Powell was a second-round pick in 2015, while Travis Wear and David Wear joined NBA teams as undrafted free agents.

## UCLA AND THE NBA

Matt Barnes entered the 2016-17 NBA season as the most veteran former UCLA player in the league (now in his 14th season). A second-round pick (No. 46 overall) by the Memphis Grizzlies in 2002, Barnes didn't make his NBA debut until Jan. 19, 2004, for the Los Angeles Clippers. He entered this season having played in 855 career NBA contests. UCLA's second-most veteran current NBA player is Trevor Ariza, who spent the 2003-04 campaign in Westwood as a freshman. Ariza enters 13th season in the league, his third consecutive year with the Houston Rockets.

## CHALLENGING SLATE

Among Pac-12 teams, UCLA's non-conference schedule last year was rated the most challenging by KenPom.com. Overall, the Bruins played seven games against teams ranked in the top 20 of the AP poll.

### The last time that UCLA ...

Faced a top-10 team:	vs. No. 9 Oregon	L, 76-68	March 2, 2016
Faced a top-10 team at home:	vs. No. 9 Oregon	L, 76-68	March 2, 2016
Faced a top-10 team in a true road game:	at No. 7 Arizona	L, 57-47	Feb. 21, 2015
Defeated a top-10 team:	vs. No. 7 Arizona	W, 87-84	Jan. 7, 2016
Defeated a top-10 team in a true road game:	at No. 6 Arizona	W, 84-73	Jan. 24, 2013
Faced a top-10 non-conference team:	vs. No. 1 Kentucky	W, 87-77	Dec. 3, 2015
Faced a top-10 non-conference team at home:	vs. No. 1 Kentucky	W, 87-77	Dec. 3, 2015
Defeated a top-10 non-conference team:	vs. No. 1 Kentucky	W, 87-77	Dec. 3, 2015
Defeated a top-10 non-conference team at home:	vs. No. 1 Kentucky	W, 87-77	Dec. 3, 2015
Defeated a top-10 non-conference team (road/neutral):	vs. No. 10 Michigan State ^	W, 68-63	Nov. 20, 2007

% Pac-12 Tournament championship game played at MGM Grand Garden Arena in Las Vegas

^ game played at the Sprint Center in Kansas City, Mo., as part of the CBE Classic

## AGAINST NUMBER ONE

UCLA has faced the nation's No. 1-ranked team four times since the start of the 2013-14 season. Last season, UCLA downed No. 1 Kentucky, 87-77, in Pauley Pavilion on Dec. 3, 2015. In 2014-15, UCLA faced No. 1 Kentucky in Chicago on Dec. 20, 2014. In 2013-14, UCLA lost to No. 1 Arizona in Pauley Pavilion (Jan. 9, 2014) before losing to No. 1 Florida in the NCAA Tournament's Sweet 16. UCLA has gone 11-22 all-time against the Associated Press' No. 1-ranked team.

The Last Time ...	Date	Result	Score	Opponent	Venue
Played No. 1 team	12/03/2015	W	87-77	Kentucky	Pauley Pavilion
Defeated No. 1 team	12/03/2015	W	87-77	Kentucky	Pauley Pavilion
Defeated No. 1 team at home	12/03/2015	W	87-77	Kentucky	Pauley Pavilion
Defeated No. 1 team on road	02/03/2001	W	79-73	Stanford	Maples Pavilion

• Prior to UCLA's win over No. 1 Kentucky last December, UCLA hadn't defeated the No. 1-ranked team in five previous tries. Previously, UCLA had last downed the No. 1-ranked team on March 13, 2003, upending No. 1 Arizona, 96-89, in overtime in a first-round Pac-10 Tournament game. The Bruins were unable to get the win in meetings against top-ranked Stanford (Feb. 2004), Kansas (Dec. 2009), Arizona (Jan. 2014), Florida (March 2014) and Kentucky (Dec. 2014).

• In 2013-14, UCLA had two games against No. 1-ranked teams. The Bruins lost to Arizona, 79-75, in Pauley Pavilion on Jan. 9, 2014, when the Wildcats entered with a 15-0 record and No. 1 ranking. UCLA had its season end against No. 1 Florida in the NCAA Tournament's Sweet 16 (game played on March 27, 2014 in Memphis).

• UCLA's win over Kentucky on Dec. 3, 2015, marked the program's first victory over a top-10 team (AP poll) since March 15, 2014, when the Bruins downed No. 4 Arizona, 75-71, in the 2014 Pac-12 Tournament championship game. UCLA landed its first home win over the nation's No. 1 team since Jan. 12, 2002 (vs. No. 1 Kansas, 87-77).

• Since the start of the 1999-2000 season, the Bruins have gone 5-8 against the nation's No. 1-ranked team. Eight of those 13 contests took place prior to 2004-05. Prior to two meetings in 2013-14 against Arizona and Florida, the Bruins had not faced the nation's No. 1-ranked team (AP poll) since Dec. 6, 2009 (Kansas).



Josh Lewin



Tracy Murray

## UCLA BASKETBALL ON THE AIR

For the ninth straight season, UCLA men's basketball games will be produced by the UCLA Sports Network from IMG, with AM 570 Fox Sports LA in Los Angeles serving as the flagship station for the network. This is the 20th year of UCLA's partnership with AM 570 Fox Sports LA owner Clear Channel. Other stations on the UCLA Sports Network from IMG include KXEX (1550 AM) in Fresno and KSLK (96.1 FM) in Visalia.

In 2016-17, all 31 regular-season basketball games will be televised live. The Bruins will have at least 10 games broadcast by the ESPN family of networks. Six games will be televised by FOX Sports, and 12 will be carried by Pac-12 Networks. CBS will televise UCLA's game against Ohio State on Dec. 17 in Las Vegas and the Bruins' home game against Arizona on Jan. 21.

UCLA hired Josh Lewin as the program's new play-by-play voice in June 2016. He took over for Bill Roth, who was named to the position in April 2015. In addition to calling UCLA men's basketball and football games, Lewin is currently in his 12th season as the voice of the San Diego Chargers and recently completed his fifth season handling play-by-play duties for the New York Mets.

Lewin brings to Westwood over two decades of experience calling NFL, MLB, NHL and NCAA football and basketball contests. From 2002-2010, he was the television play-by-play broadcaster for the Texas Rangers and was a part of Fox's Saturday national baseball coverage including serving as the "dugout reporter" for the American League Championship Series and National League Championship Series.

Joining Lewin at his broadcast position will be Tracy Murray, who will begin his eighth season as an analyst. Murray, who played at UCLA from 1990-92 before enjoying a 12-year NBA career, spent the 2015-16 season as a shooting coach for the Los Angeles Lakers. He served as a radio analyst with UCLA from the 2007-08 season through the Bruins' 2014-15 campaign, working alongside Chris Roberts.

One of the most decorated players in UCLA basketball history, Murray currently ranks ninth on the program's all-time scoring list, having recorded 1,792 points in 98 career games. A three-year standout for the Bruins, Murray averaged 18.3 points and 6.4 rebounds per game while helping lead UCLA to three straight appearances in the NCAA Tournament – including a Sweet 16 trip in 1990 and an Elite Eight trip in 1992.

Murray, who starred at Glendora High School (Glendora, Calif.), was selected in the first round of the 1992 NBA Draft by the San Antonio Spurs following his junior season with the Bruins (1991-92).

Fans around the nation can also follow select UCLA games on SIRIUS and XM Satellite Radio. Broadcasts can be heard online by visiting [www.uclabruins.com](http://www.uclabruins.com).

## LISTEN WITH "TUNE IN"

UCLA men's basketball games can be heard at AM 570 or via the TuneIn Radio app, available free of charge by visiting [www.tunein.com](http://www.tunein.com).

The TuneIn Radio app allows fans to listen to the world's sports, news, talk and music online and through mobile devices.



## UCLA vs. RANKED TEAMS (AP poll)

### Games from the last 10 seasons

Date	Team	Score	Opp Rank	UCLA Rank
03/02/16	Oregon	L 68-76	9	---
02/12/16	Arizona	L 75-81	17	---
01/07/16	Arizona	W 87-84	7	---
12/19/15	North Carolina	L 76-89	11	22
12/12/15	Gonzaga	W 71-66	20	---
12/03/15	Kentucky	W 87-77	1	---
11/24/15	Kansas	L 73-92	5	---
03/27/15	Gonzaga	L 62-74	7	---
03/19/15	SMU	W 60-59	20	---
03/13/15	Arizona	L 64-70	5	---
02/21/15	Arizona	L 47-57	7	---
01/29/15	Utah	W 69-59	11	---
01/04/15	Utah	L 39-71	10	---
12/20/14	Kentucky	L 44-83	1	---
12/13/14	Gonzaga	L 74-87	9	---
11/27/14	North Carolina	L 56-78	5	22
03/27/14	Florida	L 68-79	1	20
03/15/14	Arizona	W 75-71	4	---
01/16/14	Colorado	W 69-56	21	25
01/09/14	Arizona	L 75-79	1	---
12/19/13	Duke	L 63-80	8	---
03/15/13	Arizona	W 66-64	18	24
03/02/13	Arizona	W 74-69	11	---
01/24/13	Arizona	W 84-73	6	---
01/19/13	Oregon	L 67-76	21	24
12/28/12	Missouri	W 97-94 [OT]	7	---
12/01/12	San Diego State	L 69-78	23	24
11/23/11	Michigan	L 63-79	15	---
11/22/11	Kansas	L 56-72	14	---
03/19/11	Florida	L 65-73	15	---
02/26/11	Arizona	W 71-49	10	---
12/18/10	BYU	W 86-79	16	---
12/02/10	Kansas	L 76-77	4	---
11/24/10	Villanova	L 70-82	7	---
12/06/09	Kansas	L 61-73	1	---
11/27/09	Butler	L 67-69	12	---
03/21/09	Villanova	L 69-89	11	18
02/19/09	Washington	W 85-76	22	20
02/12/09	Arizona State	L 67-74	18	11
01/17/09	Arizona State	L 58-61 [OT]	16	9
12/04/08	Texas	L 64-68	8	12
04/05/08	Memphis	L 63-78	2	3
03/29/08	Xavier	W 76-57	12	3
03/15/08	Stanford	W 67-64	11	3
03/06/08	Stanford	W 77-67 [OT]	7	3
02/07/08	Washington St.	W 67-59	17	5
01/12/08	Washington St.	W 81-74	4	5
01/03/08	Stanford	W 76-67	20	5
12/02/07	Texas	L 61-63	8	2
11/20/07	Michigan State	W 68-63	10	2
03/31/07	Florida	L 66-76	3	7
03/24/07	Kansas	W 68-55	2	7
03/22/07	Pittsburgh	W 64-55	10	7
03/01/07	Washington St.	W 53-45	13	2
02/17/07	Arizona	W 81-66	19	5
02/07/07	USC	W 70-65	19	2
02/01/07	Oregon	W 69-57	9	5
01/20/07	Arizona	W 73-69	11	3
01/06/07	Oregon	L 66-68	16	1
12/31/06	Washington	W 96-74	13	1
12/09/06	Texas A&M	W 65-62	6	1
11/22/06	Georgia Tech	W 88-73	19	5
11/21/06	Kentucky	W 73-68	20	5
04/03/06	Florida	L 57-73	10	7
04/01/06	LSU	W 59-45	19	7
03/25/06	Memphis	W 50-45	4	7
03/23/06	Gonzaga	W 73-71	5	7
02/11/06	Washington	L 67-70	21	13
01/21/06	West Virginia	L 56-60	12	18
01/14/06	Washington	L 65-69	13	11
01/05/06	Arizona	W 85-79	21	17
12/10/05	Nevada	W 67-56	17	16
11/23/05	Memphis	L 80-88	11	16

Last season, the Bruins went 3-4 against teams ranked in that week's AP top 25 poll. This list also includes all postseason games versus ranked opponents. UCLA's seven regular-season games against top 25 ranked teams in 2015-16 marked the Bruins' highest such total since 2007-08 (which was also six).

## POSITIONAL WATCH LISTS

Four of UCLA's players, including two freshmen, have been named to 20-man positional watch lists, as announced in October by the Naismith Memorial Basketball Hall of Fame. Below is a synopsis of UCLA's four "watch list" candidates.

**BOB COUSY AWARD:** 6-foot-6 freshman Lonzo Ball has been named to the Bob Cousy Award watch list. The Cousy Award is annually awarded to the nation's premier point guard. Ball (Chino Hills, Calif.) earned McDonald's All-America honors as a senior in high school last season, averaging a triple-double for his high school program.

**JERRY WEST AWARD:** Senior Isaac Hamilton, UCLA's leading returning scorer from last season, has been named to the watch list for the Jerry West Award, bestowed annually to the nation's top shooting guard. Hamilton shot 47.2 percent from the field last season, including a 37.7 percentage from 3-point range.

**KARL MALONE AWARD:** 6-foot-10 freshman TJ Leaf is among 20 watch list candidates for the Karl Malone Award, annually presented to the nation's top power forward. Leaf, who excelled at Foothills Christian High School (El Cajon, Calif.), played alongside UCLA teammate Lonzo Ball in last season's McDonald's All-American Game.

**KAREEM ABDUL-JABBAR AWARD:** Junior Thomas Welsh has been named as a watch list candidate for the Kareem Abdul-Jabbar Award, honoring the game's top center each season. Welsh, a 7-foot center from Redondo Beach, Calif., averaged 11.2 points and a team-leading 8.5 rebounds per game in 2015-16.

## TRIPLE-DOUBLE NOTES

UCLA has just three triple-doubles on record since the assist became an official statistic in 1983-84. Most recently, Kyle Anderson registered the Bruins' third triple-double in school history on Nov. 22, 2013 (against Morehead State), totaling 13 points, 12 rebounds and 11 assists in an 81-70 win in Pauley Pavilion. That marked UCLA's first triple-double since Dec. 18, 1995, when Toby Bailey had 23 points, 10 rebounds and 10 assists against Stephen F. Austin. Jelani McCoy also had a triple-double, totaling 15 points, 10 rebounds and 11 blocks against Maryland on Dec. 9, 1995.

**MULTIPLE CLOSE CALLS:** Kyle Anderson came within three assists of a triple-double in five games during his UCLA career (twice in 2012-13, three times in 2013-14). In a loss to Duke at Madison Square Garden on Dec. 19, 2013, Anderson registered 15 points, 10 rebounds, seven assists and five steals.

## ON DECK FOR UCLA

The Bruins are scheduled to play seven games in a 17-day span, beginning with the season opener against Pacific on Friday, Nov. 11. Following Friday's game against the Tigers, UCLA will host CSUN in Pauley Pavilion on Sunday, Nov. 13 (6 pm PT). UCLA leads that all-time series against CSUN by a 8-1 margin. The Bruins last faced CSUN on Nov. 29, 2015, recording a 77-45 win over the Matadors in Pauley Pavilion. CSUN enters the 2016-17 season under the direction of fourth-year head coach Reggie Theus, who enjoyed a 13-year NBA career (1979-1991).

**SAN DIEGO (Nov. 17):** UCLA's third regular-season showdown comes against the Toreros of San Diego on Thursday, Nov. 17. Game time in Pauley Pavilion is 8 p.m. The Bruins have registered a 3-1 all-time record against USD. Most recently, UCLA downed the Toreros, 75-68, on Dec. 7, 2014, in Pauley Pavilion.

**LONG BEACH STATE (Nov. 20):** The Bruins will face Long Beach State on Sunday, Nov. 20, marking the third consecutive seasons in which these two SoCal schools will face each other. Last season, UCLA handed the visiting 49ers an 83-76 defeat in Pauley Pavilion (Dec. 6). The Bruins own a 14-1 all-time mark against Long Beach State.

## BRIUINS EARN EXHIBITION VICTORY

### UCLA defeats The Master's University, 100-58

Bryce Alford scored a game-high 22 points and freshmen Lonzo Ball and TJ Leaf each recorded double-doubles as UCLA secured an 100-58 win over The Master's University in an exhibition game on Tuesday, Nov. 1.

Ball netted 14 points, 10 rebounds and six assists, and Leaf had 19 points and a game-high 12 rebounds, as both players took the court in Pauley Pavilion for the first time.

Isaac Hamilton scored 17 points and Thomas Welsh had 10 to round out the Bruins' list of double-figure scorers.

Tuesday night's win served as the team's only preseason tune-up before opening its regular season against Pacific on Friday, Nov. 11.

Playing before 5,339 in Pauley Pavilion, the Bruins opened the game with a 15-2 scoring run over the first 4:47 and extended their margin to as many as 31 points – 38-7 – with 7:54 left in the opening half.

The Bruins' freshmen got in on the scoring early. Ball made his first points in Pauley Pavilion on a dunk at the 19:13 mark, giving UCLA a 4-0 lead, before Leaf followed with a layup at the 18:49 mark. In all, the Bruins made each of their first six shot attempts – all within the first 3:39 of the contest.

UCLA entered the locker room at the break with a 59-28 cushion, having shot 66.7 percent in the opening half. Hamilton had 15 first-half points after sinking six of eight shots before intermission.

Leading by a 66-45 margin with 12:09 to play in the second half, UCLA pushed its margin to 78-47 before using a 12-3 run to lead, 90-50.

## UCLA's EXHIBITION GAME

### Nov. 1, 2016 at UCLA's Pauley Pavilion

#### THE MASTER'S UNIVERSITY 58

NAME	FG	3FG	FT	R	TP	MIN
Timothy Soares	3-9	0-1	1-3	4	7	24
Hansel Atenia	4-14	2-6	2-2	1	12	35
Evan Jenkins	2-3	0-0	0-0	4	4	24
Lawrence Russell	5-17	2-7	1-3	10	13	36
Reid Shackelford	5-16	3-13	2-2	3	15	36
Delewis Johnson	2-5	0-0	0-0	1	4	17
Harrison White	0-0	0-0	0-0	0	0	3
Matthew McClain	1-3	0-0	1-2	3	3	11
Keegan Scott	0-0	0-0	0-0	2	0	6
Caleb Grisanti	0-0	0-0	0-0	1	0	2
Travis Yenor	0-1	0-1	0-0	1	0	6
<b>TOTALS</b>	<b>22-68</b>	<b>7-28</b>	<b>7-12</b>	<b>33</b>	<b>58</b>	<b>200</b>

#### UCLA 100

NAME	FG	3FG	FT	R	TP	MIN
TJ Leaf	8-12	0-1	3-5	12	19	20
Thomas Welsh	5-8	0-0	0-0	7	10	20
Lonzo Ball	5-11	1-6	3-4	10	14	32
Isaac Hamilton	6-11	3-6	2-2	4	17	32
Bryce Alford	6-11	4-7	6-6	0	22	31
Alex Olesinski	2-5	1-2	0-0	6	5	13
Aaron Holiday	2-5	0-2	2-2	6	6	27
Isaac Wulff	0-0	0-0	0-0	0	0	2
G.G. Goloman	2-2	0-0	3-4	2	7	13
Jerrold Smith	0-1	0-0	0-0	0	0	3
Alec Wulff	0-0	0-0	0-0	0	0	3
Ikenna Okwarabizie	0-2	0-0	0-0	1	0	4
<b>TOTALS</b>	<b>36-68</b>	<b>9-24</b>	<b>19-23</b>	<b>50</b>	<b>100</b>	<b>200</b>

Halftime Score – UCLA 59, TMU 28. Team Rebounds – TMU 3, UCLA 2. Turnovers – TMU 23, UCLA 20. Technicals – None. Attendance: 5,339. Officials – Mike Scyphers, Frank Harvey III, Michael Greenstein.

## HEAD COACH STEVE ALFORD'S YEAR-BY-YEAR TOTALS

Year	School	Record	Pct.	League	Pct.	Postseason
1991-92	Manchester College	4-16	.200	3-11	.214	---
1992-93	Manchester College	20-8	.714	7-5	.583	NCAA Division III (0-1)
1993-94	Manchester College	23-4	.852	10-2	.833	NCAA Division III (0-1)
1994-95	Manchester College	31-1	.969	12-0	1.000	NCAA Division III (3-1), National Runner-up
1995-96	Missouri State	16-12	.571	11-7	.611	---
1996-97	Missouri State	24-9	.727	12-6	.667	NIT (0-1)
1997-98	Missouri State	16-16	.500	11-7	.611	---
1998-99	Missouri State	22-11	.667	11-7	.611	NCAA (2-1)
1999-00	Iowa	14-16	.467	6-10	.375	---
2000-01	Iowa	23-12	.657	7-9	.438	NCAA (1-1), Big Ten Tournament Champs
2001-02	Iowa	19-16	.543	5-11	.313	NIT (0-1)
2002-03	Iowa	17-14	.548	7-9	.438	NIT (2-1)
2003-04	Iowa	16-13	.552	9-7	.563	NIT (0-1)
2004-05	Iowa	21-12	.636	7-9	.438	NCAA (0-1)
2005-06	Iowa	25-9	.735	11-5	.688	NCAA (0-1), Big Ten Tournament Champs
2006-07	Iowa	17-14	.548	9-7	.563	---
2007-08	New Mexico	24-9	.727	11-5	.688	NIT (0-1)
2008-09	New Mexico	22-12	.647	12-4	.750	NIT (1-1)
2009-10	New Mexico	30-5	.857	14-2	.875	NCAA (1-1)
2010-11	New Mexico	22-13	.629	8-8	.500	NIT (1-1)
2011-12	New Mexico	28-7	.800	10-4	.714	NCAA (1-1), MWC Tournament Champs
2012-13	New Mexico	29-6	.829	13-3	.813	NCAA (0-1), MWC Tournament Champs
2013-14	UCLA	28-9	.757	12-6	.667	NCAA (2-1), Pac-12 Tournament Champs
2014-15	UCLA	22-14	.611	11-7	.611	NCAA (2-1)
2015-16	UCLA	15-17	.469	6-12	.333	---
<b>4 seasons at Manchester College</b>		<b>78-29</b>	<b>.729</b>	<b>32-18</b>	<b>.640</b>	<b>3 NCAA D-III Tournaments</b>
<b>4 seasons at Missouri State</b>		<b>78-48</b>	<b>.619</b>	<b>45-27</b>	<b>.625</b>	<b>1 NCAA Tournament, 1 Sweet 16</b>
<b>8 seasons at Iowa</b>		<b>152-106</b>	<b>.589</b>	<b>61-67</b>	<b>.477</b>	<b>3 NCAA Tournaments</b>
<b>6 seasons at New Mexico</b>		<b>155-52</b>	<b>.749</b>	<b>68-26</b>	<b>.723</b>	<b>3 NCAA Tournaments</b>
<b>3 seasons at UCLA</b>		<b>65-40</b>	<b>.619</b>	<b>29-25</b>	<b>.537</b>	<b>2 NCAA Tournaments, 2 Sweet 16s</b>
<b>25 SEASONS OVERALL</b>		<b>528-275</b>	<b>.658</b>	<b>235-163</b>	<b>.590</b>	<b>12 NCAA Tournaments</b>

### NOTES ON UCLA HEAD COACH STEVE ALFORD

- Leads all coaches, age 51 and under, in career NCAA victories with 528 (Steve Alford will turn 52 on Nov. 23, 2016) ... enters the 2016-17 season with a 528-275 record in 25 years and a 450-246 record at the NCAA Division I level the past 21 seasons ... has averaged 24.4 wins per season the past nine years (2007-08 through 2015-16).
- In his first season as UCLA's head coach (2013-14), he steered the Bruins to a 28-9 overall record, a trip to the NCAA Tournament's Sweet 16 and the Pac-12 Tournament title ... in 2014-15, he guided UCLA back to the NCAA Tournament's Sweet 16 after having advanced to the Pac-12 Tournament semifinals.
- While in Albuquerque, helped New Mexico secure four MWC regular-season championships and two tournament titles ... coached the Lobos to its two highest single-season victory totals (30 wins in 2009-10, 29 wins in 2012-13).
- Only head coach in school history at Iowa to have led the Hawkeyes to the Big Ten Tournament's title game (accomplishing that feat in 2001, 2002 and 2006) ... led Iowa to the Big Ten Tournament Championship in 2001 and 2006 ... established a school-record seven consecutive winning seasons at Iowa (2001-2007).
- Guided Missouri State (then named Southwest Missouri State) to its only appearance in the NCAA Tournament's "Sweet 16" in 1999 ... took over as head coach at Missouri State in the summer of 1995 at age 31 after having led Manchester College to the NCAA Division III championship game in March 1995.

## HEAD COACH STEVE ALFORD



**Record at UCLA**  
65-40 (3 seasons)

**Overall Record**  
528-275 (25 seasons)

Steve Alford enters his 26th season as a collegiate head coach in 2016-17. In his first two seasons at UCLA, he led the Bruins to two Sweet 16 appearances (2014, 2015) and one Pac-12 Tournament crown (2014).

### ELITE COMPANY

Steve Alford is one of 12 head coaches to have led at least four NCAA Division I programs to the NCAA Tournament (Missouri State, Iowa, New Mexico and UCLA). His UCLA teams advanced to the Sweet 16 of the NCAA Tournament in 2014 and 2015. In 2014, he became UCLA's first head coach to lead the Bruins to the Pac-12 Tournament title in his first year as head coach.

The other 11 coaches to have led at least four NCAA Division I teams to the NCAA Tournament include John Beilein, Lefty Driesell, Cliff Ellis, Larry Eustachy, Jim Harrick, Lon Kruger, Fran McCaffery, Tom Penders, Rick Pitino, Tubby Smith and Eddie Sutton. Eight of those 11 coaches are active head coaches.

Of the 12 coaches who have led four different schools to the NCAA Division I Tournament, only five have won at least one game at all four schools. Lon Kruger has won at least one game at five schools.

#### Steve Alford

Missouri State, Iowa, New Mexico, UCLA

#### Jim Harrick

Pepperdine, UCLA, Rhode Island, Georgia

#### Lon Kruger

Kansas State, Florida, Illinois, UNLV, Oklahoma

#### Tubby Smith

Tulsa, Georgia, Kentucky, Minnesota

#### Eddie Sutton

Creighton, Arkansas, Kentucky, Oklahoma State

### Steve Alford's Career Records vs. NCAA D-I Opponents

Air Force	15-1	Dayton	1-1	Indiana State	8-2	Nebraska	1-0	Saint Louis	6-3	UC Riverside	2-0
Alabama	1-3	Detroit Mercy	2-0	Iowa State	5-4	Nevada	3-0	San Diego	5-0	UC Santa Barbara	1-0
Alabama State	1-0	Drake	14-2	Kansas	1-1	New Mexico State	10-2	San Diego State	7-8	UMKC (Missouri-Kansas City)	2-0
Arizona	2-4	Drexel	1-0	Kentucky	2-2	New Orleans	1-0	Santa Clara	1-0	UNC Asheville	1-0
Arizona State	6-2	Duke	0-3	Liberty	1-0	Nicholls State	2-0	SMU	1-0	UNC Charlotte	0-1
Boise State	4-0	Duquesne	1-0	Long Beach State	5-0	North Carolina	0-3	South Dakota State	0-1	UNC Greensboro	1-0
Boston College	1-0	East Carolina	0-1	Longwood	1-0	North Dakota	1-0	Southeast Missouri State	2-0	UNC Wilmington	1-0
Boston University	1-0	Eastern Illinois	2-0	Louisiana Tech	3-0	Northern Arizona	1-0	Southern Illinois	6-2	UNLV	8-7
Bowling Green	2-0	Eastern Washington	2-0	Louisiana-Lafayette	2-1	Northern Illinois	1-0	Southern Methodist	1-0	USC	7-3
Bradley	6-5	Evansville	3-6	Louisville	2-1	Northern Iowa	11-6	Southern Mississippi	2-0	Utah	7-7
Butler	1-1	Fairfield	1-0	Loyola Marymount	1-0	Northwestern	8-6	Southern Utah	1-0	Valparaiso	3-0
BYU	5-4	Florida	0-1	LSU	0-1	Northwestern State	2-1	St. Bonaventure	1-0	VCU	0-1
Cal Poly	1-0	Florida Atlantic	1-0	Maryland	0-1	Northwood	1-0	Stanford	4-4	Villanova	0-1
Cal State Bakersfield	1-0	Kansas	1-3	Maryland Eastern Shore	2-0	Notre Dame	0-1	Stephen F. Austin	2-0	Virginia Tech	0-1
Cal State Fullerton	1-0	Florida State	0-1	McNeese State	1-0	Oakland	1-0	TCU	8-4	Wake Forest	0-1
California	4-4	Fresno State	3-0	Memphis	1-0	Ohio	1-0	Tennessee	1-1	Washington	2-3
Centenary	2-0	George Mason	1-0	Mercer	2-0	Ohio State	8-8	Tennessee State	1-0	Washington State	3-2
Central Florida	0-1	Georgia State	1-0	Miami (Ohio)	1-0	Oklahoma	0-1	Tennessee-Martin	1-0	Weber State	2-0
Chattanooga	2-0	Georgia Tech	1-1	Michigan	6-7	Oklahoma State	1-0	Texas	1-1	Western Carolina	1-0
Cincinnati	1-2	Gonzaga	1-2	Michigan State	6-9	Oral Roberts	1-1	Texas A&M	1-0	Western Illinois	1-0
Coastal Carolina	1-0	Grambling State	1-0	Minnesota	11-5	Oregon	3-4	Texas El Paso	2-1	Wichita State	5-3
Colgate	1-0	Harvard	0-1	Mississippi	1-1	Oregon State	4-3	Texas Pan American	2-0	Wisconsin	5-12
Colorado	6-1	Hawaii	3-0	Mississippi State	0-1	Penn State	11-4	Texas San Antonio	2-0	Wisconsin Green Bay	1-0
Colorado State	10-2	Houston Baptist	1-0	Missouri	3-5	Pepperdine	1-0	Texas Southern	3-0	Wisconsin Milwaukee	1-0
Connecticut	2-0	Idaho	2-1	Missouri State	1-0	Portland	1-0	Texas Tech	4-4	Wyoming	12-2
Coppin State	1-0	Idaho State	1-0	Monmouth	0-1	Prairie View A&M	1-0	The Citadel	2-0		
Cornell	1-0	Illinois	4-10	Montana	1-0	Presbyterian	1-0	Toledo	1-0		
Creighton	8-7	Illinois Chicago	1-0	Montana State	3-0	Purdue	9-6	Troy State	1-0		
CSUN	2-0	Illinois State	4-6	Morehead State	2-0	Robert Morris	1-0	Tulsa	4-1		
Davidson	1-0	Indiana	8-7	N.C. State	1-1	Sacramento State	1-0	UAB	2-0		

## ABOUT UCLA'S COACHING STAFF

**Duane Broussard**

**Alma Mater: Bradley '93**

**Assistant Coach, 4th season at UCLA**



- Currently in his fourth season on UCLA's coaching staff ... spent 10 seasons working with the men's basketball program at the University of New Mexico prior to his arrival in Westwood ... is the only member of this coaching staff who worked with Steve Alford at the University of New Mexico.

- Entering his ninth season working alongside Steve Alford, Broussard has helped UCLA post a 65-40 record the previous three seasons ... led the Bruins to consecutive Sweet 16 trips (2014, 2015) ... through 22 previous years on college staffs, his teams have gone 447-253 (.639 win percentage).

- UNM posted a .655 win percentage in his 10 seasons on staff ... in his final two years, the Lobos won the Mountain West Conference's regular-season and tournament titles (combined 57-13 record).

- While at UCLA and New Mexico, he has been responsible for nine NBA Draft selections (eight first-round picks) ... at UCLA: Zach LaVine (2014), Jordan Adams (2014), Kyle Anderson (2014), Kevon Looney (2015) and Norman Powell (2015) ... at New Mexico: Danny Granger (2005), J.R. Giddens (2008), Darrington Hobson (2010) and Tony Snell (2013).

- Served on the men's basketball staff at Bradley University (Peoria, Ill.) for nine seasons, working as an assistant coach the final six years (1997-2002) under head coach Jim Molinari ... was a four-year basketball letterwinner at Bradley from 1990-93 ... graduated from Bradley in 1993 with degrees in criminal justice and sociology ... continued his education by earning a master's degree in public service administration from Bradley in 1997.



**Ed Schilling**

**Alma Mater: Miami (Ohio) '88**

**Assistant Coach, 4th season at UCLA**

- Now in his fourth season on the Bruins' coaching staff after an extensive career working with NBA, NCAA Division I and high school programs ... in his first two seasons at UCLA, helped send seven players to the NBA (including four first-round NBA Draft selections).

- Through three seasons at UCLA, has helped guide the Bruins to a 65-40 overall record, including back-to-back trips to the Sweet 16 in 2014 and 2015.

- Prior to arriving at UCLA in April 2013, Schilling spent the previous four years as head coach at Park Tudor High School (Indiana) in addition to specializing in individual skills development programs with NBA players (St. Vincent's Sports Performance and its NBA readiness program) ... he also worked with Adidas Nations and Champions Academy.

- Pre-draft preparation with the St. Vincent's Sports Performance program included working with No. 1 NBA Draft selection Greg Oden, Mike Conley, Mario Chalmers, Gordon Heyward, Jeff Teague, Marquis Teague, Carl Landry and many others.

- Served as head coach at Wright State from 1997-2003 ... was an assistant coach under John Calipari at Memphis in 2003-04 and 2004-05 ... also worked with Coach Calipari with the New Jersey Nets in 1996-97 and at the University of Massachusetts (Amherst) on the Minutemen's NCAA Final Four team in 1995-96.

- When John Calipari was named the New Jersey Nets' VP of Basketball Operations and basketball coach in 1996-97, Schilling joined him as an assistant coach ... Schilling's rise in the coaching profession was chronicled in Sports Illustrated, as he became the only coach to advance from the high school coaching ranks to the Final Four and then to the bench of an NBA team in a period of 310 days.



**David Grace**

**Alma Mater: Park University '03**

**Assistant Coach, 4th season at UCLA**

- Joined the staff in April 2013 after five seasons as an assistant coach at Oregon State ... has helped lead UCLA to a 65-40 mark in three seasons at UCLA.

- Played a major role in UCLA advancing to the Sweet 16 in 2014 and 2015 ... helped UCLA's program secure an incoming class in 2014-15 rated as high as No. 3, nationally (by Scout.com) ... during his two years on staff at UCLA, seven Bruins have advanced to the NBA.

- At Oregon State, Grace established himself as one of the Pac-12's top recruiters ... in five seasons at OSU, helped lead the program to their most wins (78) since 1988 to 1992.

- Grace proved instrumental in recruiting Roberto Nelson and Joe Burton from southern California to Oregon State ... Nelson led the Pac-12 in scoring in conference games in 2012-13 and was conference's leading scorer in 2013-14 ... Burton served as team captain during his senior year (2012-13) and produced over 1,000 career points, 700 rebounds and 300 assists over four seasons.

- A decorated military veteran who served in Operation Desert Storm, Grace quickly rose through the high school and college coaching ranks prior to his arrival at Oregon State ... has played, coached and refereed basketball games across America and on three continents ... broke into the NCAA Division I coaching ranks at Sacramento State in 2006-07 before serving as an assistant coach at the University of San Francisco.

- Worked as a high school teacher and head coach in Arizona in the mid-2000s after having served 20 years in the United States' Air Force ... has degrees in logistical and social services from the Air Force and earned his bachelor's of science degree in management and human resources from Park University in 2003 ... began coaching basketball with Boo Williams' AAU program in Hampton, Virginia in 2003.



**Tyus Edney**

**Alma Mater: UCLA '97**

**Director of Operations, 7th season at UCLA**

- Among the all-time great point guards at UCLA, Edney is now in his seventh season as the program's director of operations ... serves as a liaison to the athletic administration and other school officials in his current role and handles day-to-day operational duties.

- As a four-year letterwinner, Edney led UCLA to the 1995 NCAA title as a senior ... one of the nation's top point guards, he enjoyed a tremendous career in Westwood from 1992-95.

- After his collegiate career concluded, he played four seasons in the NBA (1996-98, 2001) and spent nearly 10 years playing internationally in Europe ... at UCLA, Edney was a three-time first-team All-Pac-10 selection ... in UCLA's career record book, he still ranks second all-time on the assists list (652).

## UCLA'S RETURNING PLAYERS MISCELLANEOUS STATS

### CAREER TOTALS (alphabetical by class)

PLAYER	GP	PTS	REB	AST
Bryce Alford	105	1364	301	445
Isaac Hamilton	68	919	257	222
Jerrold Smith	8	0	1	1
György G.G. Golomán	50	76	94	24
Ikenna Okwarabizie	7	0	4	0
Thomas Welsh	67	486	400	25
Alec Wulff	9	6	0	2
Prince Ali	29	113	31	11
Aaron Holiday	32	331	96	127
Alex Olesinski	23	28	46	4

### GAMES PLAYED

PLAYER	2015-16	CAREER
Bryce Alford	32	105
Isaac Hamilton	32	68
Thomas Welsh	31	67
György G.G. Golomán	15	50
Aaron Holiday	32	32
Prince Ali	29	29
Alex Olesinski	23	23
Alec Wulff	5	9
Jerrold Smith	8	8
Ikenna Okwarabizie	7	7

### STARTS

PLAYER	2015-16	CAREER
Bryce Alford	32	69
Isaac Hamilton	32	68
Thomas Welsh	26	29
Aaron Holiday	32	32

### DOUBLE-DOUBLES

PLAYER	2015-16	CAREER
Thomas Welsh	10	10
Isaac Hamilton^	2	3
Bryce Alford*	1	3

\* three point-assist double-doubles

^ one point-assist double-double

### DOUBLE-FIGURE POINTS

PLAYER	2015-16	CAREER
Bryce Alford	29	68
Isaac Hamilton	29	51
Thomas Welsh	20	22
Aaron Holiday	20	20
Prince Ali	3	3

### DOUBLE-FIGURE REBOUNDS

PLAYER	2015-16	CAREER
Thomas Welsh	12	12
Isaac Hamilton	2	2

### 30+ POINTS

PLAYER	2015-16	CAREER
Bryce Alford	1	2
Isaac Hamilton	0	1

### 20+ POINTS

PLAYER	2015-16	CAREER
Bryce Alford	8	19
Isaac Hamilton	11	13
Thomas Welsh	3	3

### 10+ ASSISTS

PLAYER	2015-16	CAREER
Bryce Alford	2	4
Isaac Hamilton	0	1



## 2016-17 UCLA RADIO/TV ROSTER



**0**  
**Alex Olesinski**  
SO, F - 6-10, 200  
PPG: -- RPG: --  
GP/GS: --/--



**2**  
**Lonzo Ball**  
FR, G - 6-6, 190  
PPG: -- RPG: --  
GP/GS: --/--



**3**  
**Aaron Holiday**  
SO, G - 6-1, 185  
PPG: -- RPG: --  
GP/GS: --/--



**4**  
**Isaac Wulff**  
FR, G - 6-3, 175  
PPG: -- RPG: --  
GP/GS: --/--



**5**  
**Armani Dodson**  
FR, G - 6-5, 190  
PPG: -- RPG: --  
GP/GS: --/--




**10**  
**Isaac Hamilton**  
SR, G - 6-5, 195  
PPG: -- RPG: --  
GP/GS: --/--



**13**  
**Ike Anigbogu**  
FR, F/C - 6-10, 250  
PPG: -- RPG: --  
GP/GS: --/--



**14**  
**György "G.G." Golomán**  
JR, F - 6-11, 215  
PPG: -- RPG: --  
GP/GS: --/--



**15**  
**Jerrold Smith**  
SR, G - 6-0, 165  
PPG: -- RPG: --  
GP/GS: --/--



**20**  
**Bryce Alford**  
SR, G - 6-3, 185  
PPG: -- RPG: --  
GP/GS: --/--




**21**  
**Alec Wulff**  
JR, G - 6-3, 185  
PPG: -- RPG: --  
GP/GS: --/--




**22**  
**TJ Leaf**  
FR, F - 6-10, 225  
PPG: -- RPG: --  
GP/GS: --/--



**23**  
**Prince Ali**  
SO, G - 6-3, 190  
PPG: -- RPG: --  
GP/GS: --/--



**34**  
**Ikenna Okwarabizie**  
JR, C - 6-9, 250  
PPG: -- RPG: --  
GP/GS: --/--



**40**  
**Thomas Welsh**  
JR, C - 7-0, 245  
PPG: -- RPG: --  
GP/GS: --/--



**Steve Alford**  
Head Coach  
4th Year at UCLA  
26th Year Overall



**Duane Broussard**  
Assistant Coach  
4th Year at UCLA



**Ed Schilling**  
Assistant Coach  
4th Year at UCLA



**David Grace**  
Assistant Coach  
4th Year at UCLA



**Tyus Edney**  
Director of Operations  
7th Year at UCLA

## PAC-12 CONFERENCE

### 2016-17 Pac-12 Standings

Team	Pac-12	Pct.	GB	Overall	Pct.
Arizona	0-0	.000	----	0-0	.000
Arizona State	0-0	.000	----	0-0	.000
California	0-0	.000	----	0-0	.000
Colorado	0-0	.000	----	0-0	.000
Oregon	0-0	.000	----	0-0	.000
Oregon State	0-0	.000	----	0-0	.000
Stanford	0-0	.000	----	0-0	.000
<b>UCLA</b>	<b>0-0</b>	<b>.000</b>	<b>---</b>	<b>0-0</b>	<b>.000</b>
USC	0-0	.000	----	0-0	.000
Utah	0-0	.000	----	0-0	.000
Washington	0-0	.000	----	0-0	.000
Washington State	0-0	.000	----	0-0	.000

### 2015-16 Final Pac-12 Standings

Team	Pac-12	Pct.	GB	Overall	Pct.
Oregon	14-4	.778	----	31-7	.816
Utah	13-5	.722	1.0	27-9	.750
California	12-6	.667	2.0	25-9	.735
Arizona	12-6	.667	2.0	23-11	.676
Colorado	10-8	.556	4.0	22-12	.647
Oregon State	9-9	.500	5.0	19-13	.594
USC	9-9	.500	5.0	21-13	.618
Washington	9-9	.500	5.0	19-15	.559
Stanford	8-10	.444	6.0	15-15	.500
<b>UCLA</b>	<b>6-12</b>	<b>.333</b>	<b>8.0</b>	<b>15-17</b>	<b>.469</b>
Arizona State	5-13	.278	9.0	15-17	.469
Washington State	1-17	.056	13.0	9-22	.290

### Upcoming Pac-12 Games

#### Friday, Nov. 11

Arizona vs. Michigan State^ (ESPN)	4 p.m.
Montana State at Washington State (P12N)	4 p.m.
Sacramento State at Colorado (P12N)	6 p.m.
Prairie View A&M at Oregon State (P12N)	6 p.m.
Portland State at Arizona State (P12N)	6 p.m.
Pacific at UCLA (P12N)	6 p.m.
South Dakota State at California (P12N)	6 p.m.
Montana at USC (P12N)	8 p.m.
Army at Oregon (P12N)	8 p.m.
Harvard vs. Stanford* (ESPN2)	8 p.m.

#### Saturday, Nov. 12

Northwest Nazarene at Utah	4 p.m.
----------------------------	--------

#### Sunday, Nov. 13

UT-San Antonio at Oregon State (P12N)	2 p.m.
Omaha at USC (P12N)	4 p.m.
Yale at Washington (P12N)	4 p.m.
Cal Poly at Arizona State (P12N)	6 p.m.
CSUN at UCLA (P12N)	6 p.m.

#### Monday, Nov. 14

Seattle University at Colorado (P12N)	6 p.m.
Baylor at Oregon (ESPN2)	8:30 p.m.

#### Tuesday, Nov. 15

Oregon at Baylor (ESPN2)	12:30 p.m.
Concordia (Oregon) at Utah (P12N)	5 p.m.
CSU Bakersfield at Arizona (P12N)	7 p.m.
CSUN at Stanford (P12N)	7 p.m.
Central Washington vs. Washington State (P12N)*	7 p.m.

^ Armed Forces Classic (Honolulu, Hawaii)

\* in Shanghai, China (Mercedes-Benz Arena)

% in Kennewick, Wash. (Toyota Center)

Game times listed are Pacific.

## UCLA'S RECORD WHEN ...

UCLA leads at halftime	0-0
UCLA trails at halftime	0-0
Tied at halftime	0-0

UCLA builds a 10-point lead	0-0
UCLA trails by 10 points	0-0
UCLA leads with five minutes left	0-0
UCLA trails with five minutes left	0-0
There is a tie with five minutes left	0-0
UCLA leads with one minute left	0-0
UCLA trails with one minute left	0-0
There is a tie with one minute left	0-0

UCLA shoots better from the field	0-0
UCLA shoots worse from the field	0-0
UCLA shoots the same from the field	0-0

UCLA shoots 50% or better from the field	0-0
UCLA shoots less than 50% from the field	0-0
OPP shoots 50% or better from the field	0-0
OPP shoots less than 50% from the field	0-0

UCLA makes more 3-point field goals	0-0
UCLA makes fewer 3-point field goals	0-0
Three-point field goals are the same	0-0

UCLA shoots better from 3-point range	0-0
UCLA shoots worse from 3-point range	0-0
UCLA shoots the same from 3-point range	0-0

UCLA shoots > than 40% from 3-point range	0-0
UCLA shoots < than 40% from 3-point range	0-0
OPP shoots > than 40% from 3-point range	0-0
OPP shoots < than 40% from 3-point range	0-0

UCLA makes the same or more free throws	0-0
UCLA makes less free throws	0-0
UCLA attempts the same or more FTs	0-0
UCLA attempts less free throws	0-0

UCLA shoots > than 75% at free-throw line	0-0
UCLA shoots < than 75% at free-throw line	0-0
OPP shoots > than 75% at free-throw line	0-0
OPP shoots < than 75% at free-throw line	0-0

UCLA outrebounds opponent	0-0
UCLA is outrebounded by opponent	0-0
Rebounds are the same	0-0

UCLA has more offensive rebounds	0-0
UCLA has fewer offensive rebounds	0-0
Offensive rebounds are the same	0-0

UCLA has more defensive rebounds	0-0
UCLA has fewer defensive rebounds	0-0
Defensive rebounds are the same	0-0

UCLA commits more fouls	0-0
UCLA commits fewer fouls	0-0
Fouls are the same	0-0

UCLA has more assists	0-0
UCLA has fewer assists	0-0
Assists are the same	0-0

UCLA commits more turnovers	0-0
UCLA commits fewer turnovers	0-0
Turnovers are the same	0-0

UCLA has more blocks	0-0
UCLA has fewer blocks	0-0
Blocks are the same	0-0

UCLA has more steals	0-0
UCLA has fewer steals	0-0
Steals are the same	0-0

UCLA's starting frontline outscores OPP's	0-0
OPP's starting frontline outscores UCLA's	0-0
Frontline scoring is the same	0-0

UCLA's starting backcourt outscores OPP's	0-0
OPP's starting backcourt outscores UCLA's	0-0
Backcourt scoring is the same	0-0

UCLA's bench outscores OPP's bench	0-0
OPP's bench outscores UCLA's bench	0-0
Bench scoring is the same	0-0

Record on Mondays	0-0
Record on Tuesdays	0-0
Record on Wednesdays	0-0
Record on Thursdays	0-0
Record on Fridays	0-0
Record on Saturdays	0-0
Record on Sundays	0-0

Record in November	0-0
Record in December	0-0
Record in January	0-0
Record in February	0-0
Record in March	0-0

UCLA scores first	0-0
OPP scores first	0-0

UCLA scores fewer than 60 points	0-0
UCLA scores between 60-69 points	0-0
UCLA scores between 70-79 points	0-0
UCLA scores between 80-89 points	0-0
UCLA scores 90 or more points	0-0

OPP scores 90 or more points	0-0
OPP scores between 80-89 points	0-0
OPP scores between 70-79 points	0-0
OPP scores between 60-69 points	0-0
OPP scores fewer than 60 points	0-0

The game is decided by 1-2 points	0-0
The game is decided by 3-4 points	0-0
The game is decided by 5-6 points	0-0
The game is decided by 7-9 points	0-0
The game is decided by 10-19 points	0-0
The game is decided by 20-plus points	0-0

UCLA has one double-figure scorer	0-0
UCLA has two double-figure scorers	0-0
UCLA has three double-figure scorers	0-0
UCLA has four double-figure scorers	0-0
UCLA has five double-figure scorers	0-0
UCLA has six double-figure scorers	0-0

OPP has zero double-figure scorers	0-0
OPP has one double-figure scorer	0-0
OPP has two double-figure scorers	0-0
OPP has three double-figure scorers	0-0
OPP has four double-figure scorers	0-0
OPP has five double-figure scorers	0-0
OPP has six double-figure scorers	0-0

UCLA has more double-figure scorers	0-0
UCLA has fewer double-figure scorers	0-0
Double-figure scorers are the same	0-0

## THE LAST TIME ...

### 100 Points Scored

By UCLA	107 vs. Nicholls State (11/20/14)
By Opponent	107 at Arizona (2/14/04)

### 40+ Point Victory

By UCLA	41 (106-65) vs. Chattanooga (11/24/13)
By Opponent	41 (109-68) vs. North Carolina (11/27/97)

### 30+ Point Victory

By UCLA	33 (83-50) vs. Washington State (1/30/16)
By Opponent	32 (71-39) at Utah (1/4/15)

### 20+ Point Victory

By UCLA	24 (77-53) vs. Colorado (2/20/16)
By Opponent	24 (95-71) vs. USC (3/9/16)

### Overtime Game

UCLA Win	86-81 vs. Stanford (2-OT) (1/8/15)
UCLA Loss	93-96 at Washington (2-OT) (1/1/16)

### Double Overtime Game

UCLA Win	86-81 vs. Stanford (1/8/15)
UCLA Loss	93-96 at Washington (1/1/16)

### Six or More Players in Double-Figure Scoring

By UCLA	6 vs. Montana State (11/14/14)
By Opponent	6 vs. USC (3/9/16)

### Five or More Players In Double-Figure Scoring

By UCLA	5 vs. Oregon State (3/5/16)
By Opponent	6 vs. USC (3/9/16)

### Zero Players Scoring in Double Figures

By UCLA	none since prior to 1991-92
By Opponent	0 vs. CSUN (11/29/15)

### Made 30-39 Field Goals

By UCLA	30-of-60 vs. Colorado (2/20/16)
By Opponent	30-of-64 vs. USC (3/9/16)

### Made 40-49 Field Goals

By UCLA	41-of-71 vs. USC (1/5/14)
By Opponent	41-of-80 at Duke (2/22/98)

### Made 50 or More Field Goals

By UCLA	none since prior to 1991-92
By Opponent	none since prior to 1991-92

### Made Fewer Than 20 Field Goals

By UCLA	16 at Arizona (2/21/15)
By Opponent	19 vs. Colorado (2/20/16)

### Had 70-79 Field Goal Attempts

By UCLA	70 vs. USC (1/13/16)
By Opponent	70 at Oregon (1/23/16)

### Had 80-89 Field Goal Attempts

By UCLA	84 vs. Cal State Fullerton (11/16/09)
By Opponent	80 at Washington (1/1/16)

### Had 90-99 Field Goal Attempts

By UCLA	91 vs. Cincinnati (3/17/02)
By Opponent	none since prior to 1991-92

### Had Fewer Than 40 Field Goal Attempts

By UCLA	39 vs. Oregon State (2/12/11)
By Opponent	39 at Oregon State (1/2/09)

### Shot 50 Percent Or Better From The Field

By UCLA	50.0 (30-60) vs. Colorado (2/20/16)
By Opponent	61.2 (30-49) at Stanford (2/27/16)

### Shot 60 Percent Or Better From The Field

By UCLA	60.3 (35-58) vs. UAB (3/21/15)
By Opponent	61.2 (30-49) at Stanford (2/27/16)

### Shot Less Than 30 Percent From The Field

By UCLA	28.1 (15-52) at Utah (1/4/15)
By Opponent	29.3 (17-58) vs. CSUN (11/29/15)

### Made 10 or More 3-Pointers

By UCLA	10-of-23 at Stanford (2/27/16)
By Opponent	11-of-23 vs. USC (3/9/16)

### Made 15 or More 3-Pointers

By UCLA	17-of-33 vs. Arizona (1/19/02)
By Opponent	15-of-31 vs. Stanford (1/8/15)

### Made Zero 3-Pointers

By UCLA	0-for-14 vs. Stanford (2/3/00)
By Opponent	0-for-13 vs. California (1/3/13)

### Attempted 30 or More 3-Pointers

By UCLA	33 (10-of-33) at Oregon (1/28/10)
By Opponent	34 (11-34) at Washington (1/1/16)

### Shot Over 60 Percent From 3-Point Range

By UCLA	60.0 (12-20) vs. USC (3/12/15)
By Opponent	69.2 (9-13) at Oregon (1/24/15)

### Shot Over 70 Percent From 3-Point Range

By UCLA	76.5 (13-17) vs. Northwestern (11/29/13)
By Opponent	90.9 (10-11) vs. Middle Tennessee State (11/15/11)

### Shot Less Than 20 Percent From 3-Point Range

By UCLA	9.1 (1-11) at Utah (1/4/15)
By Opponent	9.1 (1-11) vs. CSUN (11/29/15)

### Made 30-39 Free Throws

By UCLA	38-of-50 at Washington (1/1/16)
By Opponent	30-of-42 vs. Wake Forest (11/25/15)

### Made 40 or More Free Throws

By UCLA	none since prior to 1991-92
By Opponent	none since prior to 1991-92

### Made 5 or Fewer Free Throws

By UCLA	5-of-9 vs. Oregon (3/2/16)
By Opponent	5-for-9 vs. McNeese State (12/22/15)

### Had 40-49 Free Throw Attempts

By UCLA	38-of-50 at Washington (1/1/16)
By Opponent	29-of-45 at Arizona (2/12/16)

### Had 50 or More Free Throw Attempts

By UCLA	38-of-50 at Washington (1/1/16)
By Opponent	none since prior to 1991-92

### Shot 80 Percent or Better From the Free Throw Line

By UCLA	80.0 (4-5) vs. Utah (2/18/16)
By Opponent	80.0 (24-30) vs. USC (3/9/16)

### Shot 90 Percent or Better From the Free Throw Line

By UCLA	95.8 (23-24) vs. UNLV (11/23/15)
By Opponent	92.3 (12-13) at USC (2/4/16)

### Shot 100 Percent From the Free Throw Line

By UCLA	6-for-6 at Arizona (2/17/07)
By Opponent	3-for-3 vs. Idaho State (12/15/07)

### Had 50-59 Rebounds

By UCLA	59 at Washington (1/1/16)
By Opponent	52 vs. USC (3/9/16)

### Had 60 or More Rebounds

By UCLA	60 vs. Monmouth (11/13/15)
By Opponent	None since prior to 1991-92

### Had 20-29 Assists

By UCLA	21 vs. Colorado (2/20/16)
By Opponent	20 at Washington State (1/3/16)

### Had 30 or More Assists

By UCLA	32 vs. Loyola Marymount (11/27/93)
By Opponent	None since prior to 1991-92

### Had 10 or More Blocks

By UCLA	11 vs. Stanford (2/9/12)
By Opponent	13 vs. Kentucky (12/20/14)

### Had 15 or More Steals

By UCLA	15 vs. Long Beach State (11/23/14)
By Opponent	16 vs. Monmouth (11/13/15)

### Had 20 or More Steals

By UCLA	20 vs. Wyoming (12/23/08)
By Opponent	22 vs. Maryland (11/27/98)

### Forced 20 or More Turnovers

By UCLA	22 vs. Montana State (11/14/14)
By Opponent	25 at Washington (1/1/16)

### Committed Fewer Than 10 Turnovers

By UCLA	8 vs. USC (3/9/16)
By Opponent	9 at Stanford (2/27/16)

## THE LAST TIME A PLAYER ...

### 30 or More Points Scored

UCLA	30, Bryce Alford, at Washington (1/1/16)
Opponent	35, Andrew Andrews, at Washington (1/1/16)

### 35 or More Points Scored

UCLA	36, Isaac Hamilton, vs. USC (3/12/15)
Opponent	35, Andrew Andrews, at Washington (1/1/16)

### 40 or More Points Scored

UCLA	44, Jason Kapono, at Washington State (1/4/03)
Opponent	40, Eddie House, Arizona State (2/17/00)

### Two or More Players Scored 20+ Points

UCLA	Bryce Alford (24), Isaac Hamilton (21), vs. Long Beach State (12/6/15)
Opponent	Jordan McLaughlin (23), Chimezie Metu (21), vs. USC (1/13/16)

### Three or More Players Scored 20+ Points

UCLA	B. Alford (28), Powell (23), Parker (20), vs. Nicholls State (11/20/14)
Opponent	J. Brown (22), J. Clarkson (21), E. Ross (20), Missouri (12/7/13)

### Two or More Players Scored 25+ Points

UCLA	N. Powell (27), J. Adams (25), vs. James Madison (11/15/12)
Opponent	C. Douglas-Roberts (28), D. Rose (25), Memphis (4/5/08)

### Made 15 or More Field Goals

UCLA	15 (15-23), Don MacLean, at Arizona (1/11/92)
Opponent	15 (15-22), Eddie House, Arizona State (2/17/00)

### Made 20 or More Field Goals

UCLA	none since prior to 1991-92
Opponent	none since prior to 1991-92

### Made 6 or More 3-Pointers

UCLA	Bryce Alford, 6-for-12, at Stanford (2/27/16)
Opponent	Reese Morgan, 6-for-10, Cal Poly (11/15/15)

### Made 7 or More 3-Pointers

UCLA	Bryce Alford, 9-for-11, SMU (3/19/15)
Opponent	Jalil Abdul-Bassit, 7-for-12, Oregon (2/14/15)

### Made 8 or More 3-Pointers

UCLA	Bryce Alford, 9-for-11, SMU (3/19/15)
Opponent	Tyler Bernardini, 8-for-12, Pennsylvania (12/10/11)

### Made 9 or More 3-Pointers

UCLA	Bryce Alford, 9-for-11, SMU (3/19/15)
Opponent	none since prior to 1996-97

### Made 10 or More 3-Pointers

UCLA	has never occurred
Opponent	none since prior to 1996-97

### Made 15 or More Field Goals (and 5 or More 3-Pointers)

UCLA	none since prior to 1996-97
Opponent	none since prior to 1996-97

### Made 10 or More Free Throws

UCLA	Bryce Alford, 17-of-18, at Washington (1/1/16)
Opponent	Andrew Andrews, 17-of-19, at Washington (1/1/16)

### Made 15 or More Free Throws

UCLA	Bryce Alford, 17-of-18, at Washington (1/1/16)
Opponent	Andrew Andrews, 17-of-19, at Washington (1/1/16)

### Attempted 20 or More Free Throws

UCLA	none since prior to 1996-97
Opponent	none since prior to 1996-97

### Was Perfect With 15 or More Free Throws

UCLA	Jordan Adams, 16-of-16, vs. UC Irvine (11/13/12)
Opponent	none since prior to 1996-97

### Had 15 or More Rebounds

UCLA	Thomas Welsh, 16, at California (2/25/16)
Opponent	Ryan Anderson, 15, Arizona (1/7/16)

### Had 20 or More Rebounds

UCLA	Kevin Love, 21, at Oregon State (1/26/08)
Opponent	Mike Moser, 20, Oregon (2/27/14)

### Had 25 or More Rebounds

UCLA	none since prior to 1996-97
Opponent	none since prior to 1996-97

### Two Players Had 10 or More Rebounds

UCLA	Thomas Welsh (12), Tony Parker (11), Oregon State (1/20/16)
Opponent	Tyrone Wallace (10), Jaylen Brown (10), California (2/25/16)

### Two or More Players Had Double-Doubles

UCLA	Tony Parker (27p, 12r), Isaac Hamilton (10p, 10r), USC (1/13/16)
Opponent	J. Brown (16p, 10 r), T. Wallace (14p, 10 r), California (2/25/16)

### Shot 100 Percent From the Field (min. 10 attempts)

By UCLA	none since prior to 1991-92
By Opponent	none since prior to 1991-92

### Shot 100 Percent from 3-Point Range (min. 5 attempts)

By UCLA	Kyle Anderson, 5-for-5, at Utah (1/18/14)
By Opponent	Jared Stohl, 5-for-5, Portland (11/26/09)

### Had 10 or More Assists

By UCLA	Bryce Alford, 11, at Arizona State (2/14/16)
By Opponent	Jordan McLaughlin, 10, USC (2/4/16)

### Had 10 or More Assists and Zero Turnovers

By UCLA	Bryce Alford, 11 assists, at Arizona State (2/14/16)
By Opponent	Zack Rosen, 10 assists, Pennsylvania (12/10/11)

### Had 15 or More Assists

By UCLA	Darren Collison, 15, at Arizona (2/17/07)
By Opponent	Phil Pressey, 19, Missouri (12/28/12)

### Had 20+ Points and 10+ Rebounds

By UCLA	Tony Parker (27 pts, 12 rbs), USC (1/13/16)
By Opponent	Josh Hawkinson (20 pts, 10 rbs), Washington State (1/3/16)

### Had 20+ Points and 15+ Rebounds

By UCLA	Kevon Looney (27 pts, 19 rbs), vs. Stanford (1/8/15)
By Opponent	Shawn Long (26 pts, 16 rbs), Louisiana-Lafayette (12/15/15)

### Had 25+ Points and 15+ Rebounds

By UCLA	Kevon Looney (27 pts, 19 rbs), vs. Stanford (1/8/15)
By Opponent	Shawn Long (26 pts, 16 rbs), Louisiana-Lafayette (12/15/15)

### Had 10+ Points and 10+ Assists

By UCLA	Bryce Alford (10 pts, 11 ast), at Arizona State (2/14/16)
By Opponent	T.J. McConnell (10 pts, 11 ast), Arizona (3/13/15)

### Had 15+ Points and 10+ Assists

By UCLA	Isaac Hamilton (16 pts, 0 ast), vs. Washington (2/25/15)
By Opponent	Askia Booker (16 pts, 12 ast), Colorado (2/13/14)

### Had 20+ Points and 10+ Assists

By UCLA	Bryce Alford (28 pts, 13 ast), vs. Nicholls State (11/20/14)
By Opponent	Draymond Green (23 pts, 10 ast), Michigan State (3/17/11)

### Had 5 or More Steals

By UCLA	Aaron Holiday, 5, Cal Poly (11/15/15)
By Opponent	Jordan McLaughlin, 5, USC (2/4/16)

### Had 9 or More Steals

By UCLA	Darren Collison, 9, at Oregon State (1/28/06)
By Opponent	none since prior to 1996-97

### Had 5 or More Blocks

By UCLA	Thomas Welsh, 5, vs. Monmouth (11/13/15)
By Opponent	Josh Huestis, 5, Stanford (2/22/14)

### Had 7 or More Blocks

By UCLA	Tyler Honeycutt, 8, vs. Oregon State (2/12/11)
By Opponent	Jarvis Varnado, 7, vs. Mississippi State (12/12/09)

### Had 20+ Points and 5+ Blocks

By UCLA	Jerome Moiso (22 pts, 5 blocks), vs. Arizona State (1/22/00)
By Opponent	Josh Huestis (22 pts, 5 blocks), Stanford (2/22/14)

### Recorded a Triple-Double

By UCLA	Kyle Anderson (13p, 12r, 11a), vs. Morehead State (11/22/13)
By Opponent	Draymond Green (23p, 11r, 10a), Michigan State (3/17/11)

### Played 45 or More Minutes

By UCLA	Bryce Alford, 48, at Washington, 2-OT (1/1/16)
By Opponent	Dejounte Murray, 47, at Washington, 2-OT (1/1/16)

### Scored 20 or More Points off the Bench

By UCLA	Tony Parker, 22, vs. Stanford (1/23/14)
By Opponent	Andre Spight, 21, at Arizona State (2/14/16)

### Scored 25 or More Points off the Bench

By UCLA	Jordan Adams, 25, vs. James Madison (11/15/12)
By Opponent	Trevor Releford, 34, Alabama (12/28/13)

### Recorded 10 or More Rebounds off the Bench

By UCLA	Thomas Welsh, 12, vs. Oregon State (3/5/16)
By Opponent	Chimezie Metu, 11, USC (3/9/16)



## 2015-16 STARTING LINEUPS & STAT LEADERS

### STARTING LINEUPS

DATE	OPPONENT	W/L	SCORE					
11/13/15	Monmouth	L (OT)	81-84	A. Holiday	B. Alford	I. Hamilton	T. Parker	T. Welsh
11/15/15	Cal Poly	W	88-83	A. Holiday	B. Alford	I. Hamilton	T. Parker	T. Welsh
11/19/15	Pepperdine	W	81-67	A. Holiday	B. Alford	I. Hamilton	T. Parker	T. Welsh
11/23/15	vs. UNLV ^	W	77-75	A. Holiday	B. Alford	I. Hamilton	T. Parker	T. Welsh
11/24/15	vs. Kansas ^	L	73-92	A. Holiday	B. Alford	I. Hamilton	T. Parker	T. Welsh
11/25/15	vs. Wake Forest ^	L	77-80	A. Holiday	B. Alford	I. Hamilton	T. Parker	T. Welsh
11/29/15	CSUN	W	77-45	A. Holiday	B. Alford	I. Hamilton	T. Parker	T. Welsh
12/03/15	Kentucky	W	87-77	A. Holiday	B. Alford	I. Hamilton	T. Parker	T. Welsh
12/06/15	Long Beach State	W	83-76	A. Holiday	B. Alford	I. Hamilton	T. Parker	T. Welsh
12/12/15	at Gonzaga	W	71-66	A. Holiday	B. Alford	I. Hamilton	T. Parker	T. Welsh
12/15/15	Louisiana-Lafayette	W	89-80	A. Holiday	B. Alford	I. Hamilton	J. Bolden	T. Parker
12/19/15	vs. North Carolina #	L	76-89	A. Holiday	B. Alford	I. Hamilton	T. Parker	T. Welsh
12/22/15	McNeese State	W	67-53	A. Holiday	B. Alford	I. Hamilton	T. Parker	T. Welsh
01/01/16	at Washington*	L (20T)	93-96	A. Holiday	B. Alford	I. Hamilton	T. Parker	T. Welsh
01/03/16	at Washington State*	L	78-85	A. Holiday	B. Alford	I. Hamilton	T. Parker	T. Welsh
01/07/16	Arizona*	W	87-84	A. Holiday	B. Alford	I. Hamilton	T. Parker	T. Welsh
01/09/16	Arizona State*	W	81-74	A. Holiday	B. Alford	I. Hamilton	T. Parker	T. Welsh
01/13/16	USC*	L	75-89	A. Holiday	B. Alford	I. Hamilton	T. Parker	T. Welsh
01/20/16	at Oregon State*	W	82-73	A. Holiday	B. Alford	I. Hamilton	T. Parker	T. Welsh
01/23/16	at Oregon*	L	72-86	A. Holiday	B. Alford	I. Hamilton	T. Parker	T. Welsh
01/28/16	Washington*	L	84-86	A. Holiday	B. Alford	I. Hamilton	T. Parker	T. Welsh
01/30/16	Washington State*	W	83-50	A. Holiday	B. Alford	I. Hamilton	J. Bolden	T. Welsh
02/04/16	at USC*	L	61-80	A. Holiday	B. Alford	I. Hamilton	J. Bolden	T. Welsh
02/12/16	at Arizona*	L	75-81	A. Holiday	B. Alford	I. Hamilton	J. Bolden	T. Welsh
02/14/16	at Arizona State*	W	78-65	A. Holiday	B. Alford	I. Hamilton	J. Bolden	T. Welsh
02/18/16	Utah*	L	73-75	A. Holiday	B. Alford	I. Hamilton	J. Bolden	T. Welsh
02/20/16	Colorado*	W	77-53	A. Holiday	B. Alford	I. Hamilton	J. Bolden	T. Parker
02/25/16	at California*	L	63-75	A. Holiday	B. Alford	I. Hamilton	J. Bolden	T. Parker
02/27/16	at Stanford*	L	70-79	A. Holiday	B. Alford	I. Hamilton	J. Bolden	T. Parker
03/02/16	Oregon*	L	68-76	A. Holiday	B. Alford	I. Hamilton	J. Bolden	T. Parker
03/05/16	at Oregon State*	L	82-86	A. Holiday	B. Alford	I. Hamilton	J. Bolden	T. Parker
03/09/16	vs. USC	L	71-95	A. Holiday	B. Alford	I. Hamilton	T. Parker	T. Welsh

^ Maui Jim Maui Invitational (Lahaina Civic Center)

# CBS Sports Classic game, at the Barclays Center (Brooklyn, N.Y.)

\* Pac-12 Conference game

### STATISTICAL LEADERS

DATE	OPPONENT	W/L	SCORE	POINTS	REBOUNDS	ASSISTS	STEALS	BLOCKS					
11/13/15	Monmouth	L (OT)	81-84	Alford	22	Parker	19	Alford	5	Holiday, Ali	1	Welsh	5
11/15/15	Cal Poly	W	88-83	Welsh	22	Parker	14	Alford	8	Holiday	5	Ali, Bolden, Hamilton	1
11/19/15	Pepperdine	W	81-67	Alford	19	Parker	15	Alford, Hamilton	5	Bolden, Holiday	2	Parker	2
11/23/15	vs. UNLV ^	W	77-75	Alford, Welsh	20	Welsh	8	Bolden	4	Hamilton, Holiday	2	Bolden, Welsh	2
11/24/15	vs. Kansas ^	L	73-92	Hamilton	19	Parker	8	Holiday	3	five players	1	Bolden	1
11/25/15	vs. Wake Forest ^	L	77-80	Hamilton, Parker	18	Parker	15	Alford	7	Parker	2	Parker	2
11/29/15	CSUN	W	77-45	Hamilton, Parker	14	Parker	11	Alford	10	Holiday	3	Parker	3
12/03/15	Kentucky	W	87-77	Welsh	21	Welsh	11	Holiday	7	five players	1	Welsh	2
12/06/15	Long Beach State	W	83-76	Alford	24	Parker, Welsh	10	Holiday	7	Hamilton	4	Welsh	1
12/12/15	at Gonzaga	W	71-66	Hamilton	20	Bolden	11	Holiday	5	Hamilton	3	Holiday	1
12/15/15	Louisiana-Lafayette	W	89-80	Alford	27	Parker	9	Alford	7	Holiday	2	Bolden	2
12/19/15	vs. North Carolina #	L	76-89	Hamilton	23	Parker	11	Alford	4	Alford	2	Welsh	1
12/22/15	McNeese State	W	67-53	Hamilton	18	Welsh	14	Alford	8	Hamilton	4	Holiday	3
01/01/16	at Washington*	L (2OT)	93-96	Alford	30	Welsh	15	Hamilton	5	Alford, Bolden, Holiday	2	Parker, Welsh	2
01/03/16	at Washington State*	L	78-85	Hamilton	27	Welsh	10	Alford	5	Parker	2	Welsh	1
01/07/16	Arizona*	W	87-84	Alford	25	Parker	12	Alford, Hamilton, Holiday	6	Holiday	3	Bolden	2
01/09/16	Arizona State*	W	81-74	Hamilton	26	Welsh	16	Bolden, Holiday	5	Alford, Hamilton	2	Parker	4
01/13/16	USC*	L	75-89	Parker	27	Parker	12	Hamilton	8	Holiday	2	Parker	1
01/20/16	at Oregon State*	W	82-73	Parker	25	Welsh	12	Alford	5	Welsh	2	Parker	4
01/23/16	at Oregon*	L	72-86	Holiday	19	Welsh	8	Alford	6	none	0	Bolden, Parker	1
01/28/16	Washington*	L	84-86	Alford	28	Bolden	11	Alford	6	Bolden, Holiday	2	Welsh	2
01/30/16	Washington State*	W	83-50	Hamilton	22	Welsh	10	Hamilton	6	Bolden, Holiday, Parker	2	Welsh	1
02/04/16	at USC*	L	61-80	Holiday	15	Welsh	12	Alford	7	Parker	3	Bolden, Parker, Welsh	1
02/12/16	at Arizona*	L	75-81	Hamilton	24	Parker	10	Alford, Hamilton	4	Bolden	2	Bolden	2
02/14/16	at Arizona State*	W	78-65	Bolden	16	Bolden	9	Alford	11	Holiday	3	Bolden, Welsh	2
02/18/16	Utah*	L	73-75	Hamilton	25	Welsh	6	Holiday	6	Bolden, Parker	1	Bolden	2
02/20/16	Colorado*	W	77-53	Hamilton	22	Bolden, Welsh, Parker	6	Alford	9	Ali, Hamilton	1	Welsh	2
02/25/16	at California*	L	63-75	Alford, Parker	15	Welsh	16	Holiday	5	five players	1	Parker, Welsh	2
02/27/16	at Stanford*	L	70-79	Alford	20	Welsh	9	Holiday	6	Hamilton	2	none	0
03/02/16	Oregon*	L	68-76	Hamilton	19	Welsh	7	Hamilton	6	Parker	2	Bolden	2
03/05/16	Oregon State*	L	82-86	Hamilton	21	Welsh	12	Alford	5	Alford	3	Parker	3
03/09/16	vs. USC	L	71-95	Welsh	12	Welsh	6	Hamilton	6	Alford, Holiday	2	Bolden, Goloman, Holiday	2

^ Maui Jim Maui Invitational (Lahaina Civic Center)

# CBS Sports Classic game, at the Barclays Center (Brooklyn, N.Y.)

\* Pac-12 Conference game

## 2015-16 POINTS-REBOUNDS-ASSISTS

OPPONENT	ALFORD, B.	ALI	ALLEN	BOLDEN	GOLOMAN	HAMILTON	HOLIDAY
Monmouth (Nov. 13)	22-5-5	7-3-0	0-1-0	DNP	DNP	4-6-1	10-7-1
Cal Poly (Nov. 15)	18-3-8	0-0-0	DNP	11-5-0	DNP	11-9-7	9-3-7
Pepperdine (Nov. 19)	19-4-5	12-1-0	DNP	3-7-1	DNP	10-3-5	16-4-4
vs. UNLV (Nov. 23)	20-6-2	6-2-2	0-0-0	0-1-4	DNP	7-5-1	18-1-1
vs. Kansas (Nov. 24)	6-2-2	8-0-1	0-0-0	3-2-0	DNP	19-2-2	16-4-3
vs. Wake Forest (Nov. 25)	14-6-7	6-0-0	DNP	0-4-0	DNP	18-4-2	9-4-2
CSUN (Nov. 29)	8-6-10	11-0-1	0-3-1	6-9-1	DNP	14-2-4	13-1-4
Kentucky (Dec. 3)	15-5-4	8-3-0	DNP	7-3-1	DNP	15-3-2	10-8-7
Long Beach State (Dec. 6)	24-3-6	0-5-1	DNP	3-4-2	DNP	21-4-4	4-0-7
at Gonzaga (Dec. 12)	13-5-3	0-0-0	DNP	10-11-1	DNP	20-1-3	2-3-5
Louisiana-Lafayette (Dec. 15)	27-6-7	DNP	5-2-0	9-5-3	DNP	19-7-1	8-2-5
vs. North Carolina (Dec. 19)	15-3-4	DNP	0-1-1	5-7-1	DNP	23-1-2	5-3-3
McNeese State (Dec. 22)	13-4-8	DNP	0-0-1	2-3-3	DNP	18-11-1	12-3-1
at Washington (Jan. 1)	30-4-1	2-2-0	0-0-0	4-10-2	DNP	15-6-5	9-1-1
at Washington State (Jan. 3)	9-0-5	1-1-0	2-0-0	2-5-2	DNP	27-6-2	15-4-3
Arizona (Jan. 7)	25-4-6	6-1-0	2-0-0	5-4-1	DNP	14-1-6	15-3-6
Arizona State (Jan. 9)	18-2-4	2-2-0	0-0-0	4-1-5	DNP	26-3-3	10-2-5
USC (Jan. 13)	9-4-7	1-0-0	DNP	0-1-0	1-1-0	10-10-8	11-1-3
at Oregon State (Jan. 20)	19-6-5	2-1-0	3-2-2	0-1-0	3-3-0	25-2-2	12-2-4
at Oregon (Jan. 23)	10-2-6	0-1-0	0-2-0	4-2-0	2-3-0	10-1-4	19-5-5
Washington (Jan. 28)	28-2-6	2-2-0	0-0-0	6-11-2	2-4-0	17-1-2	11-2-2
Washington State (Jan. 30)	12-4-4	9-1-0	0-0-1	3-7-1	6-4-1	22-4-6	10-3-5
at USC (Feb. 4)	10-3-7	0-3-0	0-0-0	0-3-1	7-7-0	10-4-3	15-2-2
at Arizona (Feb. 12)	17-5-4	5-0-0	0-0-0	10-6-1	0-2-1	24-5-4	6-3-3
at Arizona State (Feb. 14)	10-7-11	12-0-2	2-0-0	16-9-0	3-1-0	12-6-2	7-3-3
Utah (Feb. 18)	11-4-3	6-0-2	DNP	7-5-1	0-1-0	25-5-1	10-4-6
Colorado (Feb. 20)	13-3-9	5-1-1	0-0-0	2-6-0	0-4-0	22-5-1	6-1-7
at California (Feb. 25)	15-2-2	0-1-1	0-0-0	2-2-0	0-2-0	12-5-3	10-5-5
at Stanford (Feb. 27)	20-0-5	0-1-0	0-0-0	5-6-0	0-1-0	19-2-3	7-5-6
Oregon (March 2)	16-5-3	2-0-0	2-3-1	2-3-0	0-1-2	19-5-6	5-0-4
Oregon State (March 5)	18-4-5	0-0-0	3-0-1	2-3-0	0-3-0	21-6-4	10-4-4
USC (March 9)	11-3-3	0-0-0	6-3-2	11-4-0	6-4-0	9-0-6	11-3-3

## 2015-16 POINTS-REBOUNDS-ASSISTS

OPPONENT	OLESINSKI	OKWARABIZIE	PARKER	J. SMITH	WELSH	WULFF
Monmouth (Nov. 13)	7-5-1	DNP	19-19-4	DNP	12-10-1	DNP
Cal Poly (Nov. 15)	1-2-0	DNP	16-14-0	DNP	22-5-0	DNP
Pepperdine (Nov. 19)	0-1-0	DNP	15-15-1	DNP	6-6-1	DNP
vs. UNLV (Nov. 23)	4-5-0	DNP	2-3-0	DNP	20-8-2	DNP
vs. Kansas (Nov. 24)	0-4-1	DNP	15-8-2	0-0-0	6-5-0	0-0-0
vs. Wake Forest (Nov. 25)	2-7-0	DNP	18-15-0	DNP	10-2-0	DNP
CSUN (Nov. 29)	3-5-0	0-1-0	14-11-0	0-0-0	8-7-0	DNP
Kentucky (Dec. 3)	DNP	DNP	11-3-2	DNP	21-11-0	DNP
Long Beach State (Dec. 6)	0-0-1	DNP	16-10-1	DNP	15-10-0	DNP
at Gonzaga (Dec. 12)	2-1-0	DNP	16-5-0	DNP	8-8-0	DNP
Louisiana-Lafayette (Dec. 15)	2-2-1	0-2-0	19-9-0	DNP	DNP	DNP
vs. North Carolina (Dec. 19)	2-1-0	0-0-0	13-11-0	0-0-0	10-7-0	3-0-0
McNeese State (Dec. 22)	0-2-0	0-0-0	6-11-3	0-0-0	16-14-0	0-0-0
at Washington (Jan. 1)	3-5-0	0-1-0	11-9-2	DNP	19-15-0	DNP
at Washington State (Jan. 3)	2-2-0	DNP	7-6-1	DNP	13-10-0	DNP
Arizona (Jan. 7)	DNP	DNP	14-12-1	DNP	6-6-1	DNP
Arizona State (Jan. 9)	0-0-0	DNP	9-8-0	DNP	12-16-2	DNP
USC (Jan. 13)	DNP	DNP	27-12-0	DNP	16-7-1	DNP
at Oregon State (Jan. 20)	0-0-0	DNP	8-11-0	DNP	10-12-0	DNP
at Oregon (Jan. 23)	0-0-0	DNP	11-6-0	DNP	16-8-1	DNP
Washington (Jan. 28)	DNP	DNP	16-9-1	DNP	2-4-1	DNP
Washington State (Jan. 30)	0-1-0	DNP	11-3-0	0-0-0	10-10-0	0-0-0
at USC (Feb. 4)	DNP	DNP	13-5-0	DNP	6-12-1	DNP
at Arizona (Feb. 12)	DNP	DNP	7-10-1	DNP	6-3-1	DNP
at Arizona State (Feb. 14)	0-1-0	0-0-0	8-3-0	0-0-0	8-5-0	DNP
Utah (Feb. 18)	DNP	DNP	4-3-1	DNP	10-6-1	DNP
Colorado (Feb. 20)	0-1-0	DNP	16-6-0	0-1-1	10-6-1	3-0-1
at California (Feb. 25)	0-1-0	DNP	15-7-0	DNP	9-16-2	DNP
at Stanford (Feb. 27)	0-0-0	DNP	8-3-0	DNP	11-9-1	DNP
Oregon (March 2)	DNP	DNP	18-3-1	DNP	4-7-0	DNP
Oregon State (March 5)	DNP	DNP	14-9-0	0-0-0	14-12-0	DNP
USC (March 9)	0-0-0	0-0-0	5-3-0	DNP	12-6-0	DNP

# UCLA's RETURNING PLAYERS

## CAREER STATISTICS

### BRYCE ALFORD

Season	Yr.	G-GS	MIN	MPG	FG-FGA	PCT	3FG-A	PCT	FT-FTA	PCT	OR	DR	TOT	RPG	PF-DQ	A	TO	BS	S	PTS	PPG
2013-14	FR	37-1	855	23.1	83-216	.384	47-122	.385	82-102	.804	4	61	65	1.8	45-0	102	48	4	30	295	8.0
2014-15	SO	36-36	1307	36.3	171-432	.396	93-238	.391	119-142	.838	6	108	114	3.2	54-1	176	89	1	34	554	15.4
2015-16	JR	32-32	1160	36.2	157-408	.385	73-199	.367	128-154	.831	9	113	122	3.8	41-0	167	63	0	23	515	16.1
CAREER		105-69	3322	31.6	411-1056	.389	213-559	.381	329-398	.827	19	282	301	2.9	140-1	445	200	5	87	1364	13.0

### PRINCE ALI

Season	Yr.	G-GS	MIN	MPG	FG-FGA	PCT	3FG-A	PCT	FT-FTA	PCT	OR	DR	TOT	RPG	PF-DQ	A	TO	BS	S	PTS	PPG
2015-16	FR	29-0	342	11.8	40-103	.388	12-40	.300	21-37	.568	5	26	31	1.1	36-0	11	23	3	11	113	3.9
CAREER		29-0	342	11.8	40-103	.388	12-40	.300	21-37	.568	5	26	31	1.1	36-0	11	23	3	11	113	3.9

### GYÖRGY "G.G." GOLOMÁN

Season	Yr.	G-GS	MIN	MPG	FG-FGA	PCT	3FG-A	PCT	FT-FTA	PCT	OR	DR	TOT	RPG	PF-DQ	A	TO	BS	S	PTS	PPG
2014-15	FR	35-0	377	10.8	19-42	.452	6-12	.500	2-9	.222	8	45	53	1.5	63-0	20	18	10	15	46	1.3
2015-16	SO	15-0	181	12.1	11-33	.333	2-9	.222	6-16	.375	18	23	41	2.7	34-1	4	10	6	5	30	2.0
CAREER		50-0	558	11.2	30-75	.400	8-21	.381	8-25	.320	26	68	94	1.9	97-1	24	28	16	20	76	1.5

### ISAAC HAMILTON

Season	Yr.	G-GS	MIN	MPG	FG-FGA	PCT	3FG-A	PCT	FT-FTA	PCT	OR	DR	TOT	RPG	PF-DQ	A	TO	BS	S	PTS	PPG
2014-15	SO	36-36	1222	33.9	139-340	.409	59-152	.388	44-64	.688	38	84	122	3.4	83-1	116	83	6	32	381	10.6
2015-16	JR	32-32	1128	35.2	206-436	.472	60-159	.377	66-82	.805	31	104	135	4.2	69-1	106	76	2	33	538	16.8
CAREER		68-68	2350	34.6	345-776	.445	119-311	.383	110-146	.753	69	188	257	3.8	152-2	222	159	8	65	919	13.5

### AARON HOLIDAY

Season	Yr.	G-GS	MIN	MPG	FG-FGA	PCT	3FG-A	PCT	FT-FTA	PCT	OR	DR	TOT	RPG	PF-DQ	A	TO	BS	S	PTS	PPG
2015-16	FR	32-32	1013	31.7	114-289	.394	39-93	.419	64-88	.727	19	77	96	3.0	103-7	127	92	8	45	331	10.3
CAREER		32-32	1013	31.7	114-289	.394	39-93	.419	64-88	.727	19	77	96	3.0	103-7	127	92	8	45	331	10.3

### IKENNA OKWARABIZIE

Season	Yr.	G-GS	MIN	MPG	FG-FGA	PCT	3FG-A	PCT	FT-FTA	PCT	OR	DR	TOT	RPG	PF-DQ	A	TO	BS	S	PTS	PPG
2015-16	SO	7-0	13	1.9	0-2	.000	0-0	.000	0-0	.000	1	3	4	0.6	4-0	0	2	0	0	0	0.0
CAREER		7-0	13	1.9	0-2	.000	0-0	.000	0-0	.000	1	3	4	0.6	4-0	0	2	0	0	0	0.0

### ALEX OLESINSKI

Season	Yr.	G-GS	MIN	MPG	FG-FGA	PCT	3FG-A	PCT	FT-FTA	PCT	OR	DR	TOT	RPG	PF-DQ	A	TO	BS	S	PTS	PPG
2015-16	FR	23-0	161	7.0	7-26	.269	1-7	.143	13-20	.650	21	25	46	2.0	34-0	4	10	0	5	28	1.2
CAREER		23-0	161	7.0	7-26	.269	1-7	.143	13-20	.650	21	25	46	2.0	34-0	4	10	0	5	28	1.2

### JERROLD SMITH

Season	Yr.	G-GS	MIN	MPG	FG-FGA	PCT	3FG-A	PCT	FT-FTA	PCT	OR	DR	TOT	RPG	PF-DQ	A	TO	BS	S	PTS	PPG
2015-16	JR	8-0	10	1.3	0-2	.000	0-1	.000	0-0	.000	1	0	1	0.1	0-0	1	1	0	0	0	0.0
CAREER		8-0	10	1.3	0-2	.000	0-1	.000	0-0	.000	1	0	1	0.1	0-0	1	1	0	0	0	0.0

### THOMAS WELSH

Season	Yr.	G-GS	MIN	MPG	FG-FGA	PCT	3FG-A	PCT	FT-FTA	PCT	OR	DR	TOT	RPG	PF-DQ	A	TO	BS	S	PTS	PPG
2014-15	FR	36-3	565	15.7	62-132	.470	0-0	.000	14-23	.609	54	83	137	3.8	85-1	8	17	39	14	138	3.8
2015-16	SO	31-26	832	26.8	157-266	.590	0-0	.000	34-45	.756	100	163	263	8.5	86-6	17	25	32	8	348	11.2
CAREER		67-29	1397	20.9	219-398	.550	0-0	.000	48-68	.706	154	246	400	6.0	171-7	25	42	71	22	486	7.3

### ALEC WULFF

Season	Yr.	G-GS	MIN	MPG	FG-FGA	PCT	3FG-A	PCT	FT-FTA	PCT	OR	DR	TOT	RPG	PF-DQ	A	TO	BS	S	PTS	PPG
2014-15	FR	4-0	5	1.3	0-1	.000	0-1	.000	0-0	.000	0	0	0	0.0	0-0	1	0	0	1	0	0.0
2015-16	SO	5-0	7	1.4	2-2	1.000	2-2	1.000	0-0	.000	0	0	0	0.0	0-0	1	0	0	0	6	1.2
CAREER		9-0	12	1.3	2-3	.667	2-3	.667	0-0	.000	0	0	0	0.0	0-0	2	0	0	1	6	1.2

# 2015-16 OVERALL STATISTICS

Overall: 15-17 Home: 11-6 Away: 3-7 Neutral: 1-4 Pac-12: 6-12

#	Player	gp-gs	min	avg	Total		3-Point		F-Throw		Rebounds										pts	avg
					fg-fga	fg%	3fg-fga	3fg%	ft-fga	ft%	off	def	tot	avg	pf	dq	a	to	blk	stl		
10	Hamilton, Isaac	32-32	1128	35.2	206-436	.472	60-159	.377	66-82	.805	31	104	135	4.2	69	1	106	76	2	33	538	16.8
20	Alford, Bryce	32-32	1160	36.2	157-408	.385	73-199	.367	128-154	.831	9	113	122	3.8	41	0	167	63	0	23	515	16.1
23	Parker, Tony	32-27	802	25.1	164-304	.539	0-0	.000	74-150	.493	104	158	262	8.2	103	2	21	54	31	20	402	12.6
40	Welsh, Thomas	31-26	832	26.8	157-266	.590	0-0	.000	34-45	.756	100	163	263	8.5	86	6	17	25	32	8	348	11.2
03	Holiday, Aaron	32-32	1013	31.7	114-289	.394	39-93	.419	64-88	.727	19	77	96	3.0	103	7	127	92	8	45	331	10.3
43	Bolden, Jonah	31-11	672	21.7	51-123	.415	9-36	.250	33-45	.733	36	114	150	4.8	64	1	33	26	27	21	144	4.6
05	Ali, Prince	29-0	342	11.8	40-103	.388	12-40	.300	21-37	.568	5	26	31	1.1	36	0	11	23	3	11	113	3.9
14	Goloman, Gyorgy	15-0	181	12.1	11-33	.333	2-9	.222	6-16	.375	18	23	41	2.7	34	1	4	10	6	5	30	2.0
00	Olesinski, Alex	23-0	161	7.0	7-26	.269	1-7	.143	13-20	.650	21	25	46	2.0	34	0	4	10	0	5	28	1.2
21	Wulff, Alec	5-0	7	1.4	2-2	1.000	2-2	1.000	0-0	.000	0	0	0	0.0	0	0	1	0	0	0	6	1.2
02	Allen, Noah	24-0	154	6.4	6-22	.273	2-5	.400	11-14	.786	3	14	17	0.7	21	0	10	5	1	4	25	1.0
34	Okwarabizie, Ikenna	7-0	13	1.9	0-2	.000	0-0	.000	0-0	.000	1	3	4	0.6	4	0	0	2	0	0	0	0.0
15	Smith, Jerrold	8-0	10	1.3	0-2	.000	0-1	.000	0-0	.000	1	0	1	0.1	0	0	1	1	0	0	0	0.0
Team											45	54	99		1		5					
Total.....		32	6475		915-2016	.454	200-551	.363	450-651	.691	393	874	1267	39.6	596	18	502	392	110	175	2480	77.5
Opponents.....		32	6475		860-2002	.430	268-757	.354	467-678	.689	381	807	1188	37.1	619	-	462	374	99	213	2455	76.7

TEAM STATISTICS	UCLA	OPP	Date	Opponent	Score	Att.
SCORING	2480	2455	11/13/15	MONMOUTH	Lot 81-84	6674
Points per game	77.5	76.7	11/15/15	CAL POLY	W 88-83	6595
Scoring margin	+0.8	-	11/19/15	PEPPERDINE	W 81-67	6063
FIELD GOALS-ATT	915-2016	860-2002	^ 11/23/15	vs UNLV	W 77-75	2400
Field goal pct	.454	.430	^ 11/24/15	vs Kansas	L 73-92	2400
3 POINT FG-ATT	200-551	268-757	^ 11/25/15	vs Wake Forest	L 77-80	2400
3-point FG pct	.363	.354	11/29/15	CSUN	W 77-45	6193
3-pt FG made per game	6.3	8.4	12/03/15	KENTUCKY	W 87-77	12202
FREE THROWS-ATT	450-651	467-678	12/06/15	LONG BEACH STATE	W 83-76	6443
Free throw pct	.691	.689	12/12/15	at Gonzaga	W 71-66	6000
F-Throws made per game	14.1	14.6	12/15/15	LOUISIANA-LAFAYETTE	W 89-80	5460
REBOUNDS	1267	1188	# 12/19/15	vs North Carolina	L 76-89	16311
Rebounds per game	39.6	37.1	12/22/15	MCNEESE STATE	W 67-53	6499
Rebounding margin	+2.5	-	* 01/01/16	at Washington	Lo2 93-96	6920
ASSISTS	502	462	* 01/03/16	at Washington State	L 78-85	1912
Assists per game	15.7	14.4	* 01/07/16	ARIZONA	W 87-84	12026
TURNOVERS	392	374	* 01/09/16	ARIZONA STATE	W 81-74	9973
Turnovers per game	12.3	11.7	* 01/13/16	USC	L 75-89	12993
Turnover margin	-0.6	-	* 01/20/16	at Oregon State	W 82-73	5321
Assist/turnover ratio	1.3	1.2	* 01/23/16	at Oregon	L 72-86	10525
STEALS	175	213	* 01/28/16	WASHINGTON	L 84-86	6843
Steals per game	5.5	6.7	* 01/30/16	WASHINGTON STATE	W 83-50	9024
BLOCKS	110	99	* 02/04/16	at USC	L 61-80	10258
Blocks per game	3.4	3.1	* 02/12/16	at Arizona	L 75-81	14644
ATTENDANCE	137247	116939	* 02/14/16	at Arizona State	W 78-65	6710
Home games-Avg/Game	17-8073	10-8051	* 02/18/16	UTAH	L 73-75	7249
Neutral site-Avg/Game	-	5-7285	* 02/20/16	COLORADO	W 77-53	8492
			* 02/25/16	at California	L 63-75	11858
			* 02/27/16	at Stanford	L 70-79	6364
			* 03/02/16	OREGON	L 68-76	6578
			* 03/05/16	OREGON STATE	L 82-86	7940
			@ 03/09/16	vs USC	L 71-95	12916

\* = Conference game

^ = Maui Jim Maui Invitational (Lahaina, Hawaii)

# = CBS Sports Classic (Brooklyn, N.Y.)

@ = Pac-12 Tournament (Las Vegas, Nev.)