



UCLA BASKETBALL

UCLA Athletic Communications • J.D. Morgan Center • 325 Westwood Plaza • Los Angeles, CA 90095

Men's Basketball Contact: Alex Timiraos • atimiraos@athletics.ucla.edu • o: (310) 206-0524 • c: (310) 847-9231

UCLA'S LEADING SCORERS

No.	Player	GP	GS	MPG	RPG	APG	PPG
22	TJ Leaf	7	7	28.7	8.9	2.6	17.1
20	Bryce Alford	7	7	33.6	2.4	2.9	17.0
10	Isaac Hamilton	7	7	30.4	3.4	3.9	16.7
2	Lonzo Ball	7	7	33.4	5.3	9.1	16.0
3	Aaron Holiday	7	0	26.1	3.7	4.0	12.1

2016-17 SCHEDULE

Exhibition Game

Nov. 1	The Master's University	P12N	W	100-58
--------	-------------------------	------	---	--------

November

Fri. 11	Pacific	P12N	W	119-80
Sun. 13	CSUN	P12N	W	102-87
Thu. 17	San Diego	P12N	W	88-68
Sun. 20	Long Beach State	P12N	W	114-77
Thu. 24	vs. Portland ¹	ESPN2	W	99-77
Fri. 25	vs. Nebraska ¹	ESPN2	W	82-71
Sun. 27	vs. Texas A&M ²	ESPN	W	74-67
Wed. 30	UC Riverside	P12N		8 p.m.

December

Sat. 3	at (1) Kentucky	CBS	12:30 p.m. (ET)
Sat. 10	Michigan	ESPN2	5 p.m.
Wed. 14	UC Santa Barbara	P12N	7:30 p.m.
Sat. 17	vs. Ohio State ³	CBS	12 p.m.
Wed. 21	Western Michigan	P12N	8 p.m.
Wed. 28	at (23) Oregon*	ESPN2	6 p.m.
Fri. 30	at Oregon State*	P12N	8 p.m.

January

Thu. 5	California*	ESPN/2	6 p.m.
Sun. 8	Stanford*	FS1	5 p.m.
Thu. 12	at Colorado*	FS1	9 p.m. (MT)
Sat. 14	at Utah*	P12N	4 p.m. (MT)
Thu. 19	Arizona State*	FS1	8 p.m.
Sat. 21	(16) Arizona*	CBS	1 p.m.
Wed. 25	at USC*	FS1	8 p.m.

February

Wed. 1	at Washington State	P12N	6 p.m.
Sat. 4	at Washington	P12N	7:30 p.m.
Thu. 9	(23) Oregon	ESPN	7 p.m.
Sun. 12	Oregon State*	FS1	2 p.m.
Sat. 18	USC*	P12N	7 p.m.
Thu. 23	at Arizona State*	ESPN/2	7 p.m. (MT)
Sat. 25	at (16) Arizona*	ESPN/2	TBD

March

Wed. 1	Washington*	FS1	8 p.m.
Sat. 4	Washington State*	ESPNU	6:30 p.m.
8-11	Pac-12 Tournament ⁴	TBD	TBD

* Pac-12 Conference games
ranking in parenthesis indicates this week's AP top 25 poll

1 Wooden Legacy (at Cal State Fullerton, Titan Gym)

2 Wooden Legacy (at Honda Center, Anaheim)

3 CBS Sports Classic (at T-Mobile Arena, Las Vegas)

4 Pac-12 Tournament (at T-Mobile Arena, Las Vegas)

UCLA ON SOCIAL MEDIA

Men's Basketball Twitter: @UCLAMBB

Men's Basketball Instagram: @UCLAMBB

Men's Basketball Snapchat: UCLAMBB

Men's Basketball Facebook: /UCLAMensBasketball

UCLA Athletics Twitter: @UCLAathletics

UCLA Athletics Instagram: @UCLAathletics

UCLA Athletics Facebook: /UCLAathletics

#GoBruins

UC Riverside Highlanders (1-3) vs. No. 11/9 UCLA Bruins (7-0)

Wednesday, Nov. 30, 2016 – 8 p.m. PT

Los Angeles, Calif. (Pauley Pavilion)

GAME INFORMATION

Venue: Pauley Pavilion (13,800)

Tipoff Time: 8:10 p.m. (PT)

Television: Pac-12 Network

TV Talent: J.B. Long (play-by-play), Don MacLean (analyst),

Radio (UCLA Sports Network from IMG College): AM 570

Radio Talent: Josh Lewin (play-by-play), Tracy Murray (analyst)

SIRIUS/XM Radio Channels: Ch. 108/Ch. 197

SIRIUS App. Channel: Ch. 959



1-3

vs.



7-0

All-Time Series: UCLA leads, 4-0

UCLA defeated UC Riverside, 77-66, in Pauley Pavilion in these schools' most recent meeting (Dec. 10, 2014).

THE LATEST

• UCLA defeated Texas A&M, 74-67, in the championship game of the 2016 Wooden Legacy at the Honda Center (Anaheim) on Sunday, pushing its record to 7-0. Isaac Hamilton had 17 points and Lonzo Ball totaled 16 in the win.

• The Bruins have opened the season with seven consecutive wins, UCLA's best start to a season since 2013-14, when the Bruins went 8-0 to open head coach Steve Alford's first season in Westwood.

• UCLA leads the nation in field goal percentage (54.7) and assists per game (24.1), through Sunday's games. In addition, the Bruins rank No. 3 in the country in points per game (96.9) and No. 4 in assist-turnover ratio (1.99).

• Lonzo Ball was named the MVP of the Wooden Classic, averaging 15.7 points, 4.0 rebounds and 9.3 assists per game. He captured his first-ever Pac-12 Player of the Week award on Monday after his strong tournament performance.

ON DECK

UCLA returns to action against UC Riverside on Wednesday evening in Pauley Pavilion (8 p.m. PT). The Bruins have recorded a 4-0 all-time record against the Highlanders, having won the last meeting by a 77-66 margin on Dec. 10, 2014. The Bruins will also play at No. 1 Kentucky this Saturday (9:30 a.m. PT), marking the third consecutive season in which UCLA will have played Kentucky – the Wildcats will have been ranked No. 1 in each of those meetings.

IN THE POLLS

Ranked No. 11 in the AP poll and No. 9 in the USA Today Coaches poll, UCLA has moved into the top 10 in one of the two major college basketball polls for the first time since being ranked No. 6 in the USA Today Coaches poll on Feb. 9, 2009. In addition, this marks the Bruins' highest AP ranking since that week in 2009 (was also No. 11). UCLA, one of two undefeated Pac-12 teams, opened the year with preseason rankings of No. 16 (AP) and No. 20 (Coaches).

TOURNAMENT TITLE

With three wins in four days last weekend in Orange County, UCLA earned its first outright in-season tournament title since winning the 2007 O'Reilly Auto Parts CBE Classic in St. Louis, Mo. (Sprint Center). Sunday's title marked the Bruins' first Wooden Legacy championship in two trips to the eight-team tournament (UCLA also played in the event in Nov. 2009 when it was named the 76 Classic). UCLA also won the Maui Invitational in Nov. 2006.

HIGH-OCTANE OFFENSE

UCLA has averaged 96.9 points per game, having eclipsed the 100-point plateau in three of its first four contests. The Bruins averaged 105.6 points in their first four contests, the program's best such four-game average since Dec. 2-15, 1990, when UCLA averaged 115.8 points per game. Six UCLA players enter this Wednesday night's game against UC Riverside having averaged in double figures (scoring). UCLA has shot 45.2 percent from three-point range.

LEADING SCORER: Freshman TJ Leaf has averaged a team-high 17.1 points per game, shooting a team-high 67.6 percent from the field. Leaf has also averaged 8.9 rebounds and 2.6 assists per game.

SEASON HIGH: With its 119-80 win over Pacific in the season opener (Nov. 11), UCLA recorded its highest single-game point total since defeating Cal State Fullerton, 120-91, on Dec. 13, 1997.

HAVIN' A BALL

Lonzo Ball has been named to the 50-person watch list for the Naismith Trophy (Atlanta Tipoff Club) and John R. Wooden Award. He has averaged 16.0 points, 5.3 rebounds and a nation-leading 9.1 assists per game in addition to shooting 57.4 percent from the field and 48.6 percent from three-point range. In the season opener (Nov. 11), he had 19 points, 11 assists and eight rebounds. Ball has recorded 11 assists in three games, just one assist shy of the school's single-game freshman record – Pooh Richardson had 12 in a double-overtime win at Washington State (Jan. 11, 1986).

SEASONED SENIORS

Senior guards Bryce Alford (17.0 ppg) and Isaac Hamilton (16.7 ppg) have scored in double figures in each of UCLA's seven games. Hamilton, who had 17 points in the first half against Texas A&M on Sunday, crossed the 1,000 career point mark last Thursday in the team's win against Portland. Alford entered the season as the only returning player in a Power 5 conference to have averaged at least 16.0 points, 5.0 assists and 3.0 rebounds per game last year. Alford and Hamilton have each scored in double figures in 36 of UCLA's last 39 games (since the start of 2015-16).

SCORING BALANCE

Seven UCLA players scored in double figures in the season opener against Pacific (Nov. 11). In addition, six Bruins scored in double figures against San Diego (Nov. 17), Long Beach State (Nov. 20) and Portland (Nov. 24). Prior to this season, UCLA had not seen seven of its players score in double figures in the same game since Dec. 19, 1998 (UCLA def. CSUN, 114-97). UCLA's previous games with at least six double-figure scorers took place in wins over Montana State (Nov. 14, 2014 – Pauley Pavilion) and against Stanford in overtime (March 4, 2000 – Maples Pavilion, at Stanford).

MEDIA INFORMATION

UCLA Athletic Communications
J.D. Morgan Center, Suite 128
325 Westwood Plaza, Los Angeles, CA 90095

Men's Basketball Contact	Alex Timiraos
Office Phone	(310) 206-0524
Cell Phone	(310) 847-9231
Fax	(310) 825-8664
E-mail	atimiraos@athletics.ucla.edu
Website	www.uclabruins.com

Media Availability

Steve Alford's weekly media availability typically takes place on the court in Pauley Pavilion at approximately 2:30 p.m. on Tuesdays (prior to practice). Players are available to the media after Coach Alford speaks. Members of the media are welcome to observe and record the first 15 minutes of practice those days. Media availability is not open to the public.

Credentials

Admission to the press seating and media room is by credential only. All credential requests should be made through UCLA's credential website at least two days prior to the game. Website address and instructions can be obtained by emailing Alex Timiraos (atimiraos@athletics.ucla.edu). Members of the media covering UCLA should request credentials for road games through Timiraos (via email, or phone at 310-206-0524).

Credential Pickup

Credentials are available during the week at the Athletic Communications Office. Credentials not claimed prior to game day will be available at Pauley Pavilion's "Will Call" window (Northwest corner of the arena). The media will call window and entrance opens two hours prior to tip-off.

Media Seating

A press pass enables entrance at Pauley Pavilion's Northwest media gate (across from the intramural field). Press seating is located in the upper level (Section 215) of the arena's south side (opposite team benches). Pauley Pavilion's media workroom is located in the Southeast corner of the building on the event level, adjacent to the Southeast elevator.

Postgame Procedure

Head coach Steve Alford and selected players will be available to the media in Pauley Pavilion's media room following a 10-minute cooling off period after each game. UCLA's locker room is closed to the media. To access the media room during or after the game, follow the stairwell down to the court and proceed to the southeast corner (elevator access available at the arena's southeast corner). The visiting team's head coach will be available following a 10-minute cooling off period outside the visiting locker room (northwest corner, event level).

QUICK FACTS

School Information

Founded	1919
Enrollment	43,239
Nickname	Bruins
Colors	Blue and Gold
Home Arena (capacity)	Pauley Pavilion (13,800)
Affiliation	NCAA Division I
Conference	Pac-12
Chancellor	Gene Block
Director of Athletics	Dan Guerrero
Athletic Dept. Phone	(310) 825-8699
Ticket Office Phone	(310) 825-2101

Men's Basketball History

First Season	1919-20
All-Time Record	1830-822 (.689)
NCAA Tournament Appearances	47
NCAA Final Four Appearances	18
NCAA Championships	11
Regular-Season Conference Titles	31

Team Information

2015-16 Record	15-17
2015-16 Pac-12 Record (finish)	6-12 (10th)
2015-16 Home/Road/Neutral	11-6-/3-7-/1-4
Lettermen Returning/Lost	10-/3
Starters Returning/Lost	4-/1
2015-16 Final Ranking	not ranked
2016-17 Newcomers	5
Head Coach	Steve Alford (4th year at UCLA)
Alford at UCLA	72-40 (4th season)
Alford Overall	535-275 (26th season)
Assistant Coaches	Duane Broussard (4th year at UCLA)
	Ed Schilling (4th year at UCLA)
	David Grace (4th year at UCLA)

2016-17 UCLA NUMERICAL ROSTER

No.	Name	Yr.	Pos.	Ht.	Wt.	Hometown (Previous School)
0	Alex Olesinski	So.	F	6-10	200	Roswell, N.M. (La Lumiere School [IN])
2	Lonzo Ball	Fr.	G	6-6	190	Chino Hills, Calif. (Chino Hills HS)
3	Aaron Holiday	So.	G	6-1	185	Chatsworth, Calif. (Campbell Hall HS)
4	Isaac Wulff	Fr.	G	6-3	175	Laguna Beach, Calif. (Laguna Beach HS)
5	Armani Dodson	Fr.	G	6-5	190	Fontana, Calif. (Kaiser HS)
10	Isaac Hamilton	Sr.	G	6-5	195	Los Angeles, Calif. (St. John Bosco HS)
13	Ike Anigbogu	Fr.	F/C	6-10	250	Corona, Calif. (Centennial HS)
14	György "G.G." Golomán	Jr.	F	6-11	215	Körmend, Hungary (The Sagemont School [FL])
15	Jerrold Smith	Sr.	G	6-0	165	Los Angeles, Calif. (St. Bernard's HS)
20	Bryce Alford	Sr.	G	6-3	185	Albuquerque, N.M. (La Cueva HS)
21	Alec Wulff	Jr.	G	6-3	185	Laguna Beach, Calif. (Laguna Beach HS)
22	TJ Leaf	Fr.	F	6-10	225	El Cajon, Calif. (Foothills Christian HS)
23	Prince Ali	So.	G	6-3	190	The Bronx, N.Y. (The Sagemont School [FL])
34	Ikenna Okwarabizie	Jr.	C	6-9	250	Lagos, Nigeria (Tyler Junior College [TX])
40	Thomas Welsh	Jr.	C	7-0	245	Redondo Beach, Calif. (Loyola HS)

2016-17 UCLA ALPHABETICAL ROSTER

No.	Name	Yr.	Pos.	Ht.	Wt.	Hometown (Previous School)
20	Bryce Alford	Sr.	G	6-3	185	Albuquerque, N.M. (La Cueva HS)
23	Prince Ali	So.	G	6-3	190	The Bronx, N.Y. (The Sagemont School [FL])
13	Ike Anigbogu	Fr.	F/C	6-10	250	Corona, Calif. (Centennial HS)
2	Lonzo Ball	Fr.	G	6-6	190	Chino Hills, Calif. (Chino Hills HS)
5	Armani Dodson	Fr.	G	6-5	190	Fontana, Calif. (Kaiser HS)
14	György "G.G." Golomán	Jr.	F	6-11	215	Körmend, Hungary (The Sagemont School [FL])
10	Isaac Hamilton	Sr.	G	6-5	195	Los Angeles, Calif. (St. John Bosco HS)
3	Aaron Holiday	So.	G	6-1	185	Chatsworth, Calif. (Campbell Hall HS)
22	TJ Leaf	Fr.	F	6-10	225	El Cajon, Calif. (Foothills Christian HS)
34	Ikenna Okwarabizie	Jr.	C	6-9	250	Lagos, Nigeria (Tyler Junior College [TX])
0	Alex Olesinski	So.	F	6-10	200	Roswell, N.M. (La Lumiere School [IN])
15	Jerrold Smith	Sr.	G	6-0	165	Los Angeles, Calif. (St. Bernard's HS)
40	Thomas Welsh	Jr.	C	7-0	245	Redondo Beach, Calif. (Loyola HS)
21	Alec Wulff	Jr.	G	6-3	185	Laguna Beach, Calif. (Laguna Beach HS)
4	Isaac Wulff	Fr.	G	6-3	175	Laguna Beach, Calif. (Laguna Beach HS)

COACHING STAFF

Steve Alford	Head Coach (4th season)	Indiana '87
Duane Broussard	Assistant Coach (4th season)	Bradley '93
Ed Schilling	Assistant Coach (4th season)	Miami (Ohio) '88
David Grace	Assistant Coach (4th season)	Park '03

SUPPORT STAFF

Tyus Edney	Director of Operations	UCLA '97
Doug Erickson	Director of Administration	San Jose State '90
Wes Long	Athletic Performance Coach	Texas '03
Briana Walker	Staff Associate	Florida State '09
Kory Barnett	Director of Player Development/Scouting	Indiana '12
Kory Alford	Video Coordinator	UCLA '15
Shane Besedick	Athletic Trainer	Long Beach State '08
Kenny Simpson	Equipment Manager	N.C. State '07
Veronica Rodriguez-Mora	Academic Advisor	NYU '02
Alex Timiraos	Athletic Communications Contact	Boston College '06

PRONUNCIATION GUIDE

Alford (ALL-ferd)
Ali (ah-LEE)
Ike Anigbogu (EE-kay ah-nee-BOH-goo)
Broussard (bru-SARD)
G.G. Golomán (G.G. GOH-lo-mun)
Ikenna Okwarabizie (ee-KAY-nuh oak-war-uh-BEE-zee-eh)
Olesinski (oll-eh-SHIN-skee)
Jerrold Smith (JEH-rolld Smith)
Wulff (WOLF)

AP Poll

(Week 4 - Nov. 28, 2016)

RK	TEAM	RECORD	PTS
1	Kentucky (40)	6-0	1,590
2	Villanova (20)	6-0	1,567
3	North Carolina (4)	7-0	1,497
4	Kansas	5-1	1,414
5	Duke	6-1	1,365
6	Virginia	6-0	1,286
7	Xavier	6-0	1,181
8	Gonzaga	6-0	1,112
9	Baylor (1)	6-0	1,068
10	Creighton	6-0	965
11	UCLA	7-0	955
12	Saint Mary's	5-0	866
13	Indiana	4-1	857
14	Louisville	5-1	808
15	Purdue	5-1	687
16	Arizona	5-1	655
17	Wisconsin	5-2	555
18	Butler	6-0	506
19	Iowa State	5-1	389
20	South Carolina	6-0	379
21	Rhode Island	5-1	354
22	Syracuse	4-1	229
23	Oregon	4-2	189
24	Florida	6-1	154
25	West Virginia	4-1	132

Also receiving votes: Maryland (126), Notre Dame (85), Cincinnati (49), Michigan State (28), Ohio State (22), Michigan (13), Temple (8), USC (7), Houston (6), Florida State (5), VCU (5), California (3), Tennessee State (2), Virginia Tech (1), Arkansas State (1), San Diego State (1), Colorado (1), Minnesota (1), Rutgers (1).

USA Today Coaches Poll

(Week 4 - Nov. 28, 2016)

RK	TEAM	RECORD	PTS
1	Kentucky (23)	6-0	784
2	Villanova (5)	6-0	756
3	North Carolina (2)	7-0	727
4	Duke (2)	6-1	668
5	Kansas	5-1	662
6	Virginia	6-0	659
7	Xavier	6-0	625
8	Gonzaga	6-0	534
9	UCLA	7-0	507
10	Indiana	4-1	457
11	Baylor	6-0	407
12	Creighton	6-0	400
13	Saint Mary's	5-0	388
14	Louisville	5-1	381
15	Arizona	5-1	364
16	Purdue	5-1	307
17	Wisconsin	5-2	250
18	Butler	6-0	200
19	West Virginia	4-1	157
20	Oregon	4-2	151
21	Iowa State	5-1	149
22	Maryland	7-0	144
23	South Carolina	6-0	141
24	Syracuse	4-1	133
25	Rhode Island	5-1	116

Also receiving votes: Florida (74), Notre Dame (64), Michigan (47), Michigan State (43), Cincinnati (18), Colorado (15), California (13), Texas A&M (13), Texas (10), Oklahoma State (9), Ohio State (7), Florida State (4), Miami (4), Oklahoma (3), Wichita State (2), Arkansas (2), Fort Wayne (1), VCU (1), Temple (1), Virginia Tech (1), USC (1).

PRESEASON PROJECTIONS

UCLA was selected third in the preseason Pac-12 media poll, announced at Pac-12 media day in San Francisco on Oct. 21. Oregon was picked to finish first, collecting 23 of 27 first-place votes, while Arizona was selected second (and secured four first-place votes). UCLA was picked to finish third in the conference race. The Bruins last won the Pac-12 regular-season title in 2012-13 and most recently won the Pac-12 Tournament in 2014.

PREDICTIONS: Members of the media have correctly picked the regular-season winner of the conference 14 times in 24 tries, while the winner has been accurately chosen in 16 of the 27 all-time preseason votes. This marks the first time in the history of the 28-year preseason poll in which Oregon has been selected to finish first.

ABOUT THE HIGHLANDERS

UC Riverside enters this Wednesday night's matchup with a 1-3 overall record, having most recently dropped an 85-67 decision at Utah on Friday, Nov. 25. Freshman Dikymbe Martin, from J.W. North High School (Riverside), scored 15 points against the Utes and has now made 17 of 24 shots (totaling 41 points) in UCR's last two games. Martin has led the Highlanders in scoring (12.5 ppg) through the team's first four games. UC Riverside, under the direction of fourth-year head coach Dennis Cutts, earned a 96-50 victory over Fresno Pacific on Nov. 19.

SHARING THE BALL

UCLA has twice recorded a season-high 29 assists this season – versus Pacific (Nov. 11) and against Portland (Nov. 24). That marks the program's highest single-game total since dishing 29 assists against Washington on Dec. 31, 2006. UCLA last reached the 30-assist total in a game on Feb. 23, 1995, registering 32 assists at California (UCLA won, 104-88). The Bruins also had 32 assists on Nov. 27, 1993 (against Loyola Marymount) and on Feb. 23, 1989 (versus Washington). UCLA totaled 38 assists on Dec. 2, 1990 in the team's 149-98 win over Loyola Marymount.

SOPHOMORE SEASON

Sophomore guard Aaron Holiday has averaged 13.0 points, 4.2 assists and 4.0 rebounds in the Bruins' first six games. Against Pacific on Nov. 11, he had 18 points and five assists (no turnovers). In fact, he came off the bench in that game midway through the first half and scored UCLA's next 10 consecutive points over a 1-minute, 27-second span. Last season, he averaged 10.3 points per game and started all 32 contests. He led the Bruins in 3-point field goal percentage one year ago, shooting 41.9 percent from beyond the arc, and averaged 4.0 assists per game.

TOWERING PRESENCE

Junior center Thomas Welsh has averaged 10.6 points and a team-leading 9.4 rebounds through the first seven games. Welsh currently leads the team with 17 blocks, more than half of his entire total from last season (32). The 7-foot center from nearby Redondo Beach, Calif., has registered 88 career blocked shots, just four shy of tying the No. 10 all-time mark at UCLA (Travis Wear finished with 92 blocks). Last season, Welsh earned second-team Pac-12 All-Academic acclaim, becoming UCLA's first player since the 2009-10 season to earn the conference's academic honor.

TRIPLE-DOUBLE NOTES

UCLA has four triple-doubles in its record book (three since the assist became an official stat by the NCAA in 1983-84). Most recently, Kyle Anderson had a triple-double as a sophomore in Nov. 2013. Lonzo Ball was two rebounds shy of a triple-double in his debut, totaling 19 points, 11 assists and eight rebounds in a 119-80 win over Pacific (Nov. 11).

PLAYER	DATE	OPPONENT	RESULT	PTS	RBS	AST	BLK
Kyle Anderson	11/22/2013	Morehead State	W, 81-70	13	12	11	3
Toby Bailey	12/18/1995	Stephen F. Austin	W, 109-88	23	10	10	1
Jelani McCoy	12/09/1995	Maryland	W, 73-63	15	10	0	11
Bill Walton	12/08/1973	SMU	W, 77-60	25	16	11	—

HIGHLY RANKED

UCLA has signed five high school seniors to National Letters of Intent during the early signing period (Nov. 9-16). This recruiting class, scheduled to arrive at UCLA in 2017, has been ranked No. 2 in the nation by ESPN.com, Scout.com and Rivals.com. Set to enroll at UCLA next season are Kris Wilkes, Jaylen Hands, Cody Riley, Jalen Hill and Li'Angelo Ball. Wilkes (6-8 guard) hails from Indianapolis, Ind., while Hands (6-2 guard), Riley (6-8 forward), Hill (6-8 forward) and Ball (6-6 guard) are all from southern California. All five players will be freshmen at UCLA in 2017-18.

LOOKING BACK: UCLA landed the nation's No. 1-ranked class entering the 2012-13 school year (ranked by ESPN.com). That group included Shabazz Muhammad, Kyle Anderson, Jordan Adams and Tony Parker. UCLA's current freshman class was ranked No. 4 by Scout.com and No. 5 by ESPN.com and Rivals.com.

MCDONALD'S ALL-AMERICANS

UCLA has seen 41 of its student-athletes compete in the annual McDonald's All-American Game, with only Duke and Kentucky having enrolled more McDonald's All-Americans. Freshmen Lonzo Ball and TJ Leaf competed in the March 2016 McDonald's All-American Game in Chicago. Ball tied the single-game record with 13 assists, joining with Leaf to help lift the West past the East, 114-107. Four of UCLA's players on this season's roster have competed in the McDonald's All-American Game – Ball and Leaf in 2016, Thomas Welsh in 2014 and Isaac Hamilton in 2013.

INJURY UPDATE

Sophomore guard Prince Ali underwent surgery to repair a torn meniscus (right knee) on July 15, 2016. He could return by late December 2016. Freshman forward/center Ike Anigbogu had arthroscopic surgery on his right knee on Oct. 25 and missed UCLA's first five games (he returned Nov. 25). Sophomore Alex Olesinski has missed the team's first seven games (stress reaction, left foot) and will not play on Wednesday versus UC Riverside.

SINGLE-GAME ASSISTS

Earl Watson set the UCLA's single-game assist record when he had 16 against Maryland on March 18, 2000 (NCAA Tournament). The Bruins won that game, 105-70, at the Metrodome in Minnesota. Next on the team's assist list are Darrick Martin (vs. Pittsburgh, Feb. 2, 1991) and Darren Collison (vs. Arizona, Feb. 17, 2007), who each had 15 assists. The most assists in one game by any UCLA freshman is 12, set by Pooh Richardson in a double overtime win (81-80) against Washington State (Jan. 11, 1986). The assist became an official NCAA stat during the 1983-84 season. UCLA has tracked the stat since the 1971-72 season.

UCLA'S SINGLE-GAME RECORD

Player	Assists	Date
Earl Watson	16	03/18/00
Darren Collison	15	02/17/07
Darrick Martin	15	02/02/91
Pooh Richardson	14	03/17/89
Pooh Richardson	14	12/13/86
Pooh Richardson	14	12/06/86
Roy Hamilton	14	03/05/78
Andre McCarter	14	03/31/75
13 times	13	—

CURRENT PLAYERS IN UCLA'S RECORD BOOK

UCLA's ALL-TIME SCORING LEADERS

No.	Player	Points	PPG
1.	Don MacLean (1989-92)	2608	20.5
2.	Kareem Abdul-Jabbar (1967-69)	2325	26.4
3.	Jason Kapono (2000-03)	2095	16.5
–	Reggie Miller (1984-87)	2095	17.2
5.	Toby Bailey (1995-98)	1846	14.3
6.	Ed O'Bannon (1992-95)	1815	15.1
7.	J.R. Henderson (1995-98)	1801	14.2
8.	Trevor Wilson (1987-90)	1798	14.3
9.	Tracy Murray (1990-92)	1792	18.3
10.	Charles O'Bannon (1994-97)	1784	13.3
11.	Bill Walton (1972-74)	1767	20.3
12.	Josh Shipp (2005-09)	1730	12.4
13.	David Greenwood (1976-79)	1721	14.8
14.	Gail Goodrich (1963-65)	1691	18.9
15.	Marques Johnson (1974-77)	1659	14.4
16.	Kenny Fields (1981-84)	1638	14.9
17.	Darren Collison (2006-09)	1634	11.7
18.	Shon Tarver (1991-94)	1575	12.8
19.	Arron Afflalo (2005-07)	1540	14.7
20.	Tyus Edney (1992-95)	1515	12.9
21.	Bryce Alford (2014-present)	1483	13.2
22.	Pooh Richardson (1986-89)	1461	12.0
23.	Dijon Thompson (2002-05)	1458	12.5
24.	Earl Watson (1998-01)	1449	11.2
25.	Sidney Wicks (1969-71)	1423	15.8
26.	Walt Hazzard (1962-64)	1401	16.1
27.	Curtis Rowe (1969-71)	1383	15.4
28.	Kiki Vandeweghe (1977-80)	1380	12.2
29.	Norman Powell (2012-15)	1376	9.8
30.	Rod Foster (1980-83)	1365	12.1
31.	Roy Hamilton (1976-79)	1355	12.5
32.	Jamaal Wilkes (1972-74)	1349	15.0
33.	Kris Johnson (1995-98)	1294	11.6
34.	Henry Bibby (1970-72)	1293	14.4
35.	Dan Gadzunic (1999-02)	1287	10.5

*NOTE: Senior guard Isaac Hamilton has scored 1,036 career points and currently ranks 51st on the Bruins' all-time list.

UCLA's CAREER 3-POINT FIELD GOALS MADE

No.	Player	Years	3FGM
1.	Jason Kapono	2000-03	317
2.	Bryce Alford	2014-present	232
3.	Arron Afflalo	2005-07	209
	Michael Roll	2006-10	209
5.	Josh Shipp	2005-08	198

UCLA's CAREER ASSISTS

No.	Player	Years	3FGM
1.	Pooh Richardson	1986-89	833
2.	Tyus Edney	1992-95	652
3.	Darnick Martin	1989-92	636
4.	Earl Watson	1998-01	607
5.	Darren Collison	2006-09	577
6.	Ralph Jackson	1981-84	523
7.	Roy Hamilton	1976-79	512
8.	Bryce Alford	2014-present	465
	Toby Bailey	1995-98	458
10.	Cameron Dollar	1994-97	451

UCLA's CAREER FREE THROW PERCENTAGE

No.	Player	Years	3FGM
1.	Rod Foster	1980-83	309-351 .880
2.	Don MacLean	1989-92	711-827 .860
3.	Darren Collison	2006-09	349-410 .851
4.	Jordan Adams	2013-14	287-342 .839
5.	Reggie Miller	1984-87	488-584 .836
6.	Bryce Alford	2014-present	359-430 .835
7.	Jason Kapono	2000-03	380-458 .830
8.	Gary Cunningham	1960-62	201-244 .824
9.	Henry Bibby	1970-72	275-334 .823
10.	Nikola Dragovic	2007-10	128-156 .821

* minimum 150 attempts

RETURNING CONTRIBUTORS FROM LAST SEASON

György "G.G." Golomán – 6-11, 215 – junior, forward – Körmend, Hungary (The Sagemont School (FL))

- Had a career night against CSUN (Nov. 13), totaling 12 points, eight rebounds and three blocks in 15 minutes
- Missed the Bruins' first 17 games in 2015-16 recovering from a stress fracture below his right knee

Alex Olesinski – 6-10, 200 – sophomore, forward – Roswell, N.M. (La Lumiere School (IN))

- As a freshman in 2015-16, averaged 1.2 points and 2.0 rebounds per game (played in 23 of 32 games)
- During the Bruins' summer tour in Australia, Olesinski averaged 6.3 points per game (made 6 of 11 shots)

Prince Ali – 6-3, 190 – sophomore, guard – The Bronx, N.Y. (The Sagemont School (FL))

- As a freshman last season, averaged 3.9 points and 1.1 rebounds per game (played in 29 of 32 games)
- Continues to recover from a torn meniscus in his right knee, sustained on July 8, 2016

Ikenna Okwarabizie – 6-9, 250 – junior, center – Lagos, Nigeria (Tyler Junior College (TX))

- Played in seven games as a sophomore in 2015-16 ... totaled four rebounds in 13 minutes
- Transferred to UCLA following the 2014-15 season after playing as a freshman at Tyler Junior College in Texas

LOCAL THANKSGIVING

After having spent the Thanksgiving holiday playing in the Bahamas (2014) and Maui (2015) the previous two seasons, UCLA was local last week, competing in the Wooden Legacy tournament played at Cal State Fullerton and at the Honda Center (Anaheim), approximately 40 miles from UCLA's campus in Los Angeles. The Bruins won each of their three games to secure their first outright in-season tournament title since winning the CBE Classic in Nov. 2007.

ON THE ROAD THIS WEEKEND

After Wednesday night's game, the Bruins will head to Lexington, Ky., on Thursday for a Saturday afternoon tilt against No. 1 Kentucky. Game time is 9:30 a.m. PT/12:30 pm ET. This will mark the Bruins' first-ever game at Kentucky's Rupp Arena, which opened prior to the 1976-77 college basketball season. In addition, UCLA will be playing its fifth game against the nation's top-ranked team in head coach Steve Alford's four seasons in Westwood. UCLA faced No. 1 Arizona and No. 1 Florida in 2013-14 before taking on No. 1 Kentucky in Dec. 2014 and Dec. 2015.

THE ASSIST GOES TO ...

UCLA concluded the 2015-16 season as the only Pac-12 program to have at least three players with 100 or more assists. Bryce Alford finished with a team-high 167 assists, the second-highest total of any Pac-12 player, while Aaron Holiday had 127 and Isaac Hamilton totaled 106. That marked the first season since 2009-10 in which at least three Bruins had 100 or more assists (prior to 2009-10, that feat had not been accomplished at UCLA since 1997-98).

THREE-POINT THREAT

Bryce Alford ranks first in school history in single-season 3-pointers made and is second in career 3-pointers. He made a school-record 93 treys in 2014-15 (sophomore) and has now made 232 three-pointers, second-most all-time at UCLA behind Jason Kapono (317). Alford made 73 treys last season, becoming UCLA's first player since Arron Afflalo (in 2005-06, 2006-07) to have made at least 70 in consecutive seasons.

UCLA: Single-Season Three-Point Field Goals Made

Total	Name	Season	Class	Percentage	3p-FG/FGA
93	Bryce Alford	2014-15	SO	.391	93/238
87	Arron Afflalo	2006-07	JR	.375	87/232
87	Jason Kapono	2001-02	JR	.453	87/192

THAT'S A LONG STREAK: The Bruins have made at least one 3-point attempt in each of their previous 559 games. The last game UCLA played in which it didn't make a 3-pointer was against Stanford on Feb. 3, 2000.

POINTS AND ASSISTS

Bryce Alford has become the fifth player in school history, on record, to have scored at least 1,400 career points and registered 400 or more assists. Alford has become the first UCLA player to equal or eclipse those two career totals since Darren Collison, who amassed 1,634 points and 577 assists over four seasons (2006-09).

Player	Seasons	Points	Assists	Games	PPG	APG	FG/FGA	FG Pct.
Toby Bailey	1995-1998	1846	458	129	14.3	3.6	679/1479	.459
Darren Collison	2006-2009	1634	577	142	11.5	4.1	563/1185	.475
Tyus Edney	1992-1995	1515	652	125	12.1	5.2	484/1007	.481
Pooh Richardson	1986-1989	1461	833	122	12.0	6.8	600/1170	.513
Bryce Alford	2014-present	1483	465	112	13.2	4.2	446/1129	.395

*assists were first officially recorded at UCLA in 1973-74

MO OSTIN BASKETBALL CENTER

Construction has begun on the men's and women's basketball programs' new on-campus training and performance facility, known going forward as the Mo Ostin Basketball Center. Named after legendary music industry executive and philanthropist Morris "Mo" Ostin, who generously committed \$10 million to the project, the comprehensive, state-of-the-art facility will be located near Pauley Pavilion at the south end of the Los Angeles Tennis Center.

The Bruins' new training and performance center is expected to be completed in the fall of 2017. Designed by award-winning architectural design firm Kevin Daly Architects in partnership with globally acclaimed high-performance design firm AECOM, the Mo Ostin Basketball Center will include locker rooms, athletic training areas, a strength and conditioning facility, coaches' offices, team meeting rooms, equipment rooms and video rooms among its various amenities. In addition, the facility will incorporate several elements paying homage to the rich history of UCLA Basketball.

The project and its corresponding campaign to raise private funds is part of the \$4.2 billion campus-wide UCLA Centennial Campaign that was announced on May 15, 2014. The UCLA Athletic Department aims to surpass its \$260 million goal by 2019. The Mo Ostin Basketball Center directly addresses the Department's primary Centennial Campaign objective: to create a financially sustainable future to build upon UCLA's standing as the premier intercollegiate athletics program in the nation.

BRUINS IN THE NBA (NOVEMBER 2016)

Player	NBA Team	NBA Season	Years in NBA	Years at UCLA
Arron Affalo	Sacramento Kings	10th season	2008-2016	2005-2007
Kyle Anderson	San Antonio Spurs	3rd season	2015-2016	2013-2014
Trevor Ariza	Houston Rockets	13th season	2005-2016	2004
Matt Barnes	Sacramento Kings	13th season	2004-2016	1999-2002
Darren Collison	Sacramento Kings	7th season	2010-2016	2006-2009
Jrue Holiday	New Orleans Pelicans	8th season	2010-2016	2009
Zach LaVine	Minnesota Timberwolves	3rd season	2015-2016	2014
Kevon Looney	Golden State Warriors	2nd season	2016-present	2015
Kevin Love	Cleveland Cavaliers	9th season	2009-2016	2008
Luc Richard Mbah a Moute	Los Angeles Clippers	9th season	2009-2016	2006-2008
Shabazz Muhammad	Minnesota Timberwolves	4th season	2014-2016	2013
Norman Powell	Toronto Raptors	2nd season	2016-present	2012-2015
Russell Westbrook	Oklahoma City Thunder	9th season	2009-2016	2007-2008

• Since 1948, UCLA has produced the second-most NBA draft selections (114) ... Kentucky tops that list with 121 draft picks. Trailing Kentucky and UCLA on the all-time list are North Carolina (110) and Duke (86) ... with 13 former players on NBA rosters, UCLA leads all Pac-12 programs in that category and ranks fifth, nationally ... last season, 16 Bruins competed in the NBA, including five players from UCLA's 2013-14 squad.

• Former UCLA standout Russell Westbrook earned MVP honors at the 2016 NBA All-Star Game (Feb. 14) for the second straight season ... Westbrook was selected to compete in his fifth career All-Star Game, making his first-ever start ... Westbrook concluded the regular season having averaged 23.5 points, 7.8 rebounds and 10.4 assists per game.

• Former UCLA guards stole the show at both NBA All-Star Weekends in 2015 (New York) and 2016 (Toronto) ... during each All-Star Weekend, Zach LaVine won the annual Slam Dunk Contest one night before Westbrook captured NBA All-Star Game Most Valuable Player (MVP) accolades.

• Seven UCLA players under head coach Steve Alford have advanced to the NBA. Four of those Bruins were first-round NBA draft picks (Zach LaVine, Jordan Adams, Kyle Anderson and Kevon Looney). In addition, Norman Powell was a second-round pick in 2015, while Travis Wear and David Wear joined NBA teams as undrafted free agents.

UCLA AND THE NBA

Matt Barnes entered the 2016-17 NBA season as the most veteran former UCLA player in the league (now in his 14th season). A second-round pick (No. 46 overall) by the Memphis Grizzlies in 2002, Barnes didn't make his NBA debut until Jan. 19, 2004, for the Los Angeles Clippers. He entered this season having played in 855 career NBA contests. UCLA's second-most veteran current NBA player is Trevor Ariza, who spent the 2003-04 campaign in Westwood as a freshman. Ariza enters 13th season in the league, his third consecutive year with the Houston Rockets.

CHALLENGING SLATE

Among Pac-12 teams, UCLA's non-conference schedule last year was rated the most challenging by KenPom.com. Overall, the Bruins played seven games against teams ranked in the top 20 of the AP poll.

The last time that UCLA ...

Faced a top-10 team:	vs. No. 9 Oregon	L, 76-68	March 2, 2016
Faced a top-10 team at home:	vs. No. 9 Oregon	L, 76-68	March 2, 2016
Faced a top-10 team in a true road game:	at No. 7 Arizona	L, 57-47	Feb. 21, 2015
Defeated a top-10 team:	vs. No. 7 Arizona	W, 87-84	Jan. 7, 2016
Defeated a top-10 team in a true road game:	at No. 6 Arizona	W, 84-73	Jan. 24, 2013
Faced a top-10 non-conference team:	vs. No. 1 Kentucky	W, 87-77	Dec. 3, 2015
Faced a top-10 non-conference team at home:	vs. No. 1 Kentucky	W, 87-77	Dec. 3, 2015
Defeated a top-10 non-conference team:	vs. No. 1 Kentucky	W, 87-77	Dec. 3, 2015
Defeated a top-10 non-conference team at home:	vs. No. 1 Kentucky	W, 87-77	Dec. 3, 2015
Defeated a top-10 non-conference team (road/neutral):	vs. No. 10 Michigan State ^	W, 68-63	Nov. 20, 2007

% Pac-12 Tournament championship game played at MGM Grand Garden Arena in Las Vegas

^ game played at the Sprint Center in Kansas City, Mo., as part of the CBE Classic

AGAINST NUMBER ONE

UCLA has faced the nation's No. 1-ranked team four times since the start of the 2013-14 season. Last season, UCLA downed No. 1 Kentucky, 87-77, in Pauley Pavilion on Dec. 3, 2015. In 2014-15, UCLA faced No. 1 Kentucky in Chicago on Dec. 20, 2014. In 2013-14, UCLA lost to No. 1 Arizona in Pauley Pavilion (Jan. 9, 2014) before losing to No. 1 Florida in the NCAA Tournament's Sweet 16. UCLA has gone 11-22 all-time against the Associated Press' No. 1-ranked team.

The Last Time ...	Date	Result	Score	Opponent	Venue
Played No. 1 team	12/03/2015	W	87-77	Kentucky	Pauley Pavilion
Defeated No. 1 team	12/03/2015	W	87-77	Kentucky	Pauley Pavilion
Defeated No. 1 team at home	12/03/2015	W	87-77	Kentucky	Pauley Pavilion
Defeated No. 1 team on road	02/03/2001	W	79-73	Stanford	Maples Pavilion

• Prior to UCLA's win over No. 1 Kentucky in Dec. 2015, UCLA hadn't defeated the No. 1-ranked team in five previous tries. Previously, UCLA had last downed the No. 1-ranked team on March 13, 2003, upending No. 1 Arizona, 96-89, in overtime in a first-round Pac-10 Tournament game. The Bruins were unable to get the win in meetings against top-ranked Stanford (Feb. 2004), Kansas (Dec. 2009), Arizona (Jan. 2014), Florida (March 2014) and Kentucky (Dec. 2014).

• In 2013-14, UCLA had two games against No. 1-ranked teams. The Bruins lost to Arizona, 79-75, in Pauley Pavilion on Jan. 9, 2014, when the Wildcats entered with a 15-0 record and No. 1 ranking. UCLA had its season end against No. 1 Florida in the NCAA Tournament's Sweet 16 (game played on March 27, 2014 in Memphis).

• UCLA's win over Kentucky on Dec. 3, 2015, marked the program's first victory over a top-10 team (AP poll) since March 15, 2014, when the Bruins downed No. 4 Arizona, 75-71, in the 2014 Pac-12 Tournament championship game. UCLA landed its first home win over the nation's No. 1 team since Jan. 12, 2002 (vs. No. 1 Kansas, 87-77).

• Since the start of the 1999-2000 season, the Bruins have gone 5-8 against the nation's No. 1-ranked team. Eight of those 13 contests took place prior to 2004-05. Prior to two meetings in 2013-14 against Arizona and Florida, the Bruins had not faced the nation's No. 1-ranked team (AP poll) since Dec. 6, 2009 (Kansas).



Josh Lewin and Tracy Murray

UCLA BASKETBALL ON THE AIR

For the ninth straight season, UCLA men's basketball games will be produced by the UCLA Sports Network from IMG, with AM 570 Fox Sports LA in Los Angeles serving as the flagship station for the network. This is the 20th year of UCLA's partnership with AM 570 Fox Sports LA owner Clear Channel. Other stations on the UCLA Sports Network from IMG include KXEX (1550 AM) in Fresno and KSLK (96.1 FM) in Visalia.

In 2016-17, all 31 regular-season basketball games will be televised live. The Bruins will have at least 10 games broadcast by the ESPN family of networks. Six games will be televised by FOX Sports, and 12 will be carried by Pac-12 Networks. CBS will televise UCLA's game against Ohio State on Dec. 17 in Las Vegas and the Bruins' home game against Arizona on Jan. 21.

UCLA hired Josh Lewin as the program's new play-by-play voice in June 2016. He took over for Bill Roth, who was named to the position in April 2015. In addition to calling UCLA men's basketball and football games, Lewin is currently in his 12th season as the voice of the San Diego Chargers and recently completed his fifth season handling play-by-play duties for the New York Mets.

Lewin brings to Westwood over two decades of experience calling NFL, MLB, NHL and NCAA football and basketball contests. From 2002-2010, he was the television play-by-play broadcaster for the Texas Rangers and was a part of Fox's Saturday national baseball coverage including serving as the "dugout reporter" for the American League Championship Series and National League Championship Series.

Joining Lewin at his broadcast position will be Tracy Murray, who will begin his eighth season as an analyst. Murray, who played at UCLA from 1990-92 before enjoying a 12-year NBA career, spent the 2015-16 season as a shooting coach for the Los Angeles Lakers. He served as a radio analyst with UCLA from the 2007-08 season through the Bruins' 2014-15 campaign, working alongside Chris Roberts.

One of the most decorated players in UCLA basketball history, Murray currently ranks ninth on the program's all-time scoring list, having recorded 1,792 points in 98 career games. A three-year standout for the Bruins, Murray averaged 18.3 points and 6.4 rebounds per game while helping lead UCLA to three straight appearances in the NCAA Tournament – including a Sweet 16 trip in 1990 and an Elite Eight trip in 1992.

Murray, who starred at Glendora High School (Glendora, Calif.), was selected in the first round of the 1992 NBA Draft by the San Antonio Spurs following his junior season with the Bruins (1991-92).

Fans around the nation can also follow select UCLA games on SIRIUS and XM Satellite Radio. Broadcasts can be heard online by visiting www.uclabruins.com.

LISTEN WITH "TUNE IN"

UCLA men's basketball games can be heard at AM 570 or via the TuneIn Radio app, available free of charge by visiting www.tunein.com.

The TuneIn Radio app allows fans to listen to the world's sports, news, talk and music online and through mobile devices.

UCLA vs. RANKED TEAMS (AP poll)

Games from the last 10 seasons

Date	Team	Score	Opp Rank	UCLA Rank
03/02/16	Oregon	L 68-76	9	---
02/12/16	Arizona	L 75-81	17	---
01/07/16	Arizona	W 87-84	7	---
12/19/15	North Carolina	L 76-89	11	22
12/12/15	Gonzaga	W 71-66	20	---
12/03/15	Kentucky	W 87-77	1	---
11/24/15	Kansas	L 73-92	5	---
03/27/15	Gonzaga	L 62-74	7	---
03/19/15	SMU	W 60-59	20	---
03/13/15	Arizona	L 64-70	5	---
02/21/15	Arizona	L 47-57	7	---
01/29/15	Utah	W 69-59	11	---
01/04/15	Utah	L 39-71	10	---
12/20/14	Kentucky	L 44-83	1	---
12/13/14	Gonzaga	L 74-87	9	---
11/27/14	North Carolina	L 56-78	5	22
03/27/14	Florida	L 68-79	1	20
03/15/14	Arizona	W 75-71	4	---
01/16/14	Colorado	W 69-56	21	25
01/09/14	Arizona	L 75-79	1	---
12/19/13	Duke	L 63-80	8	---
03/15/13	Arizona	W 66-64	18	24
03/02/13	Arizona	W 74-69	11	---
01/24/13	Arizona	W 84-73	6	---
01/19/13	Oregon	L 67-76	21	24
12/28/12	Missouri	W 97-94 (OT)	7	---
12/01/12	San Diego State	L 69-78	23	24
11/23/11	Michigan	L 63-79	15	---
11/22/11	Kansas	L 56-72	14	---
03/19/11	Florida	L 65-73	15	---
02/26/11	Arizona	W 71-49	10	---
12/18/10	BYU	W 86-79	16	---
12/02/10	Kansas	L 76-77	4	---
11/24/10	Villanova	L 70-82	7	---
12/06/09	Kansas	L 61-73	1	---
11/27/09	Butler	L 67-69	12	---
03/21/09	Villanova	L 69-89	11	18
02/19/09	Washington	W 85-76	22	20
02/12/09	Arizona State	L 67-74	18	11
01/17/09	Arizona State	L 58-61 (OT)	16	9
12/04/08	Texas	L 64-68	8	12
04/05/08	Memphis	L 63-78	2	3
03/29/08	Xavier	W 76-57	12	3
03/15/08	Stanford	W 67-64	11	3
03/06/08	Stanford	W 77-67 (OT)	7	3
02/07/08	Washington St.	W 67-59	17	5
01/12/08	Washington St.	W 81-74	4	5
01/03/08	Stanford	W 76-67	20	5
12/02/07	Texas	L 61-63	8	2
11/20/07	Michigan State	W 68-63	10	2
03/31/07	Florida	L 66-76	3	7
03/24/07	Kansas	W 68-55	2	7
03/22/07	Pittsburgh	W 64-55	10	7
03/01/07	Washington St.	W 53-45	13	2
02/17/07	Arizona	W 81-66	19	5
02/07/07	USC	W 70-65	19	2
02/01/07	Oregon	W 69-57	9	5
01/20/07	Arizona	W 73-69	11	3
01/06/07	Oregon	L 66-68	16	1
12/31/06	Washington	W 96-74	13	1
12/09/06	Texas A&M	W 65-62	6	1
11/22/06	Georgia Tech	W 88-73	19	5
11/21/06	Kentucky	W 73-68	20	5
04/03/06	Florida	L 57-73	10	7
04/01/06	LSU	W 59-45	19	7
03/25/06	Memphis	W 50-45	4	7
03/23/06	Gonzaga	W 73-71	5	7
02/11/06	Washington	L 67-70	21	13
01/21/06	West Virginia	L 56-60	12	18
01/14/06	Washington	L 65-69	13	11
01/05/06	Arizona	W 85-79	21	17
12/10/05	Nevada	W 67-56	17	16
11/23/05	Memphis	L 80-88	11	16

Last season, the Bruins went 3-4 against teams ranked in that week's AP top 25 poll. This list also includes all postseason games versus ranked opponents. UCLA's seven regular-season games against top 25 ranked teams in 2015-16 marked the Bruins' highest such total since 2007-08 (which was also six).

POSITIONAL WATCH LISTS

Four of UCLA's players, including two freshmen, have been named to 20-man positional watch lists, as announced in October by the Naismith Memorial Basketball Hall of Fame. Below is a synopsis of UCLA's four "watch list" candidates.

BOB COUSY AWARD: 6-foot-6 freshman Lonzo Ball has been named to the Bob Cousy Award watch list. The Cousy Award is annually awarded to the nation's premier point guard.

JERRY WEST AWARD: Senior Isaac Hamilton, UCLA's leading returning scorer from last season, has been named to the watch list for the Jerry West Award, bestowed annually to the nation's top shooting guard.

KARL MALONE AWARD: 6-foot-10 freshman TJ Leaf, who excelled at Foothills Christian High School, is among 20 watch list candidates for the Karl Malone Award, annually presented to the nation's top power forward.

KAREEM ABDUL-JABBAR AWARD: 7-foot center Thomas Welsh, a junior from Redondo Beach, Calif., has been named as a watch list candidate for the Kareem Abdul-Jabbar Award, honoring the game's top center.

EXPERIENCED TRAVELERS

Over the course of the last four years, the UCLA basketball program has accrued plenty of mileage. Destinations away from the West Coast have included foreign trips to China (Aug. 2012) and Australia (Aug. 2016), the Battle 4 Atlantis tournament in the Bahamas (Nov. 2014), last season's Maui Invitational in Lahaina (Nov. 2015), three trips to New York City (2012, 2013 and 2015), a trip to Chicago (Nov. 2014) and postseason games in Austin, Texas (March 2013), San Diego (March 2014), Memphis, Tenn. (March 2014), Louisville, Ky. (March 2015) and Houston, Texas (March 2015).

TRAVELING TO CHINA: UCLA will open its 2017-18 season against Georgia Tech in Shanghai, China, as announced on Friday, Nov. 11, by the Pac-12 Conference. UCLA and Georgia Tech will face off in the 2017 Pac-12 China Game. The Bruins traveled to China for a six-day Pac-12 goodwill tour from Aug. 23-29, 2012.

BRUINS DOWN UNDER

UCLA spent 10 full days in Australia in August 2016, going 2-1 in three preseason games (NCAA rules allow college programs to take a foreign trip once every four years). The Bruins spent four days in Sydney, three in Melbourne and three in Gold Coast before returning to Los Angeles the morning of Aug. 31. UCLA cruised past Sydney University, 123-76, in its first game. The Bruins followed with two games against professional teams in Australia's National Basketball League (NBL), losing to the Melbourne United (89-84) and defeating the Brisbane Bullets (94-91).

OVERSEAS HIGHLIGHTS: Among several off-the-court highlights for UCLA while in Australia included a tour of the Sydney Opera House, hiking to the top of the Sydney Harbour Bridge, a one-hour bike tour in Melbourne and a group surfing lesson in Surfer's Paradise, located in Gold Coast (nearly one hour south of Brisbane).

UCLA SIGNS FIVE HIGH SCHOOL STANDOUTS FOR 2017

Bruins recruiting class currently ranked No. 2 by ESPN.com, Scout.com and Rivals.com

UCLA signed five high school seniors – Li'Angelo Ball, Jaylen Hands, Jalen Hill, Cody Riley and Kris Wilkes – to National Letters of Intent during the early signing period. These five players will enroll at UCLA in 2017 and be freshmen in 2017-18.

LI'ANGELO BALL

A 6-foot-6, 240-pound guard at Chino Hills High School (Chino Hills, Calif.), Li'Angelo Ball averaged a team-leading 27.4 points per game as a junior (2015-16) ... he played alongside his older brother, Lonzo Ball (currently a freshman at UCLA), during his first three years of high school ... helped Chino Hills post a perfect 35-0 record during his junior season, culminating in the 2016 CIF State Open Division Championship ... Chino Hills defeated De La Salle (Concord, Calif.), 70-50, in the title game ... his Chino Hills team in 2015-16 scored at least 100 points in 18 games ... as a junior (2015-16), was named to the Los Angeles Times' All-Star boys basketball team ... as a sophomore (2014-15), helped guide Chino Hills to the CIF Division I state title game.

JAYLEN HANDS

A 6-foot-3, 170-pound guard at Foothills Christian High School (El Cajon, Calif.), Jaylen Hands has been ranked the No. 26 player in his high school class by Rivals.com ... he was also rated No. 27 by Scout.com and No. 31 by ESPN.com ... spent his first two seasons of high school at Mater Dei Catholic High School (Chula Vista, Calif.) ... was named the Most Valuable Player of the 2016 adidas Nations tournament last summer, leading his team to the tournament title with an 18-point performance in a game nationally televised by ESPNU ... as a sophomore (2014-15), secured San Diego Metro League Player of the Year honors ... also was named a first-team CIF All-San Diego Section honoree, a first-team CIF All-State selection and a first-team All-Trinity League selection ... as a freshman in 2013-14, earned second-team All-Trinity League acclaim in leading his high school team to the CIF San Diego Section title ... led Mater Dei Catholic to back-to-back Trinity League championships.

JALEN HILL

A 6-foot-8 forward from Corona, Calif., Jalen Hill has been ranked the No. 50 player in his high school class, nationally, by ESPN.com ... also has been listed as the No. 61 player by Rivals.com and the No. 87 player by Scout.com ... plays at Centennial High School in Corona (during his previous two

seasons, Hill played alongside current UCLA freshman Ike Anigbogu) ... as a junior (2015-16), Hill averaged 13.3 points and 8.8 rebounds per game ... as a sophomore (2014-15), he led Centennial to a 26-6 record and the CIF Southern Section Regional title ... posted season averages of 6.5 ppg, 5.8 rpg and 1.3 bpg ... as a freshman (2013-14), Hill helped Centennial to a 29-4 record, including the Big VIII League title and a runner-up finish in the CIF Southern Section Division I playoffs ... while competing for USA Basketball, helped lead Team USA to the 2015 FIBA Americas U-16 Championship.

CODY RILEY

A 6-foot-8 forward from Chatsworth, Calif., Cody Riley is currently a senior at Sierra Canyon High School ... he has been ranked as high as No. 30, nationally, in his high school class by Scout.com ... also has been listed No. 34 by Rivals.com and No. 45 by ESPN.com ... has twice earned first-team All-Area honors from Los Angeles Daily News (2015, 2016), in addition to securing third-team All-State acclaim from Cal-Hi Sports ... during his junior season, Sierra Canyon lost in the CIF Southern Section Open Division final to eventual state champion Chino Hills High School ... has been a three-time CIF Southern Section Division V John Wooden Award winner (high school player of the year) ... in his first three high school seasons, guided his teams to a perfect 30-0 mark in league games ... as a junior (2015-16), averaged 12.5 points, 7.9 rebounds and 1.8 blocks per game at Sierra Canyon High School ... led Sierra Canyon to a 26-5 overall record and a 10-0 mark in league play during his junior campaign ... as a sophomore (2014-15), registered 15.6 points and 9.4 rebounds per game, leading his high school program to a 26-4 overall record and a 10-0 mark in league games ... as a freshman (2013-14), logged 14.5 ppg and 7.7 rpg.

KRIS WILKES

A 6-foot-8 guard from Indianapolis, Ind., Kris Wilkes has been ranked by Scout.com as the nation's No. 4 power forward in his high school class ... Wilkes has also been tabbed as the No. 1 player in the state of Indiana this year by the Indianapolis Star ... he was listed as one of six Indy Star Indiana Junior All-Stars in March 2016, as selected through votes from the Indiana Basketball Coaches Association ... averaged 22.6 points and 5.6 rebounds per game at North Central High School during his junior season (2015-16) ... in addition, Wilkes has been ranked No. 14, nationally, in his high school class by ESPN.com and No. 18 by both Scout.com and Rivals.com.

HEAD COACH STEVE ALFORD'S YEAR-BY-YEAR TOTALS

Year	School	Record	Pct.	League	Pct.	Postseason
1991-92	Manchester College	4-16	.200	3-11	.214	---
1992-93	Manchester College	20-8	.714	7-5	.583	NCAA Division III (0-1)
1993-94	Manchester College	23-4	.852	10-2	.833	NCAA Division III (0-1)
1994-95	Manchester College	31-1	.969	12-0	1.000	NCAA Division III (3-1), National Runner-up
1995-96	Missouri State	16-12	.571	11-7	.611	---
1996-97	Missouri State	24-9	.727	12-6	.667	NIT (0-1)
1997-98	Missouri State	16-16	.500	11-7	.611	---
1998-99	Missouri State	22-11	.667	11-7	.611	NCAA (2-1)
1999-00	Iowa	14-16	.467	6-10	.375	---
2000-01	Iowa	23-12	.657	7-9	.438	NCAA (1-1), Big Ten Tournament Champs
2001-02	Iowa	19-16	.543	5-11	.313	NIT (0-1)
2002-03	Iowa	17-14	.548	7-9	.438	NIT (2-1)
2003-04	Iowa	16-13	.552	9-7	.563	NIT (0-1)
2004-05	Iowa	21-12	.636	7-9	.438	NCAA (0-1)
2005-06	Iowa	25-9	.735	11-5	.688	NCAA (0-1), Big Ten Tournament Champs
2006-07	Iowa	17-14	.548	9-7	.563	---
2007-08	New Mexico	24-9	.727	11-5	.688	NIT (0-1)
2008-09	New Mexico	22-12	.647	12-4	.750	NIT (1-1)
2009-10	New Mexico	30-5	.857	14-2	.875	NCAA (1-1)
2010-11	New Mexico	22-13	.629	8-8	.500	NIT (1-1)
2011-12	New Mexico	28-7	.800	10-4	.714	NCAA (1-1), MWC Tournament Champs
2012-13	New Mexico	29-6	.829	13-3	.813	NCAA (0-1), MWC Tournament Champs
2013-14	UCLA	28-9	.757	12-6	.667	NCAA (2-1), Pac-12 Tournament Champs
2014-15	UCLA	22-14	.611	11-7	.611	NCAA (2-1)
2015-16	UCLA	15-17	.469	6-12	.333	---
2016-17	UCLA	7-0	1.000	0-0	.000	---
4 seasons at Manchester College		78-29	.729	32-18	.640	3 NCAA D-III Tournaments
4 seasons at Missouri State		78-48	.619	45-27	.625	1 NCAA Tournament, 1 Sweet 16
8 seasons at Iowa		152-106	.589	61-67	.477	3 NCAA Tournaments
6 seasons at New Mexico		155-52	.749	68-26	.723	3 NCAA Tournaments
4th season at UCLA		72-40	.643	29-25	.537	2 NCAA Tournaments, 2 Sweet 16s
26th SEASON OVERALL		535-275	.660	235-163	.590	12 NCAA Tournaments

NOTES ON UCLA HEAD COACH STEVE ALFORD

- Leads all coaches, age 52 and under, in career NCAA victories with 535 (Steve Alford turned 52 on Nov. 23, 2016) ... entered the 2016-17 season with a 528-275 record in 25 years and a 450-246 record at the NCAA Division I level the past 21 seasons ... has averaged 24.4 wins per season the past nine years (2007-08 through 2015-16).
- In his first season as UCLA's head coach (2013-14), he steered the Bruins to a 28-9 overall record, a trip to the NCAA Tournament's Sweet 16 and the Pac-12 Tournament title ... in 2014-15, he guided UCLA back to the NCAA Tournament's Sweet 16 after having advanced to the Pac-12 Tournament semifinals.
- While in Albuquerque, helped New Mexico secure four MWC regular-season championships and two tournament titles ... coached the Lobos to its two highest single-season victory totals (30 wins in 2009-10, 29 wins in 2012-13).
- Only head coach in school history at Iowa to have led the Hawkeyes to the Big Ten Tournament's title game (accomplishing that feat in 2001, 2002 and 2006) ... led Iowa to the Big Ten Tournament Championship in 2001 and 2006 ... established a school-record seven consecutive winning seasons at Iowa (2001-2007).
- Guided Missouri State (then named Southwest Missouri State) to its only appearance in the NCAA Tournament's "Sweet 16" in 1999 ... took over as head coach at Missouri State in the summer of 1995 at age 31 after having led Manchester College to the NCAA Division III championship game in March 1995.

HEAD COACH STEVE ALFORD



Record at UCLA
72-40 (4th season)

Overall Record
535-275 (26th season)

Steve Alford enters his 26th season as a collegiate head coach in 2016-17. In his first two seasons at UCLA, he led the Bruins to two Sweet 16 appearances (2014, 2015) and one Pac-12 Tournament crown (2014).

ELITE COMPANY

Steve Alford is one of 12 head coaches to have led at least four NCAA Division I programs to the NCAA Tournament (Missouri State, Iowa, New Mexico and UCLA). His UCLA teams advanced to the Sweet 16 of the NCAA Tournament in 2014 and 2015. In 2014, he became UCLA's first head coach to lead the Bruins to the Pac-12 Tournament title in his first year as head coach.

The other 11 coaches to have led at least four NCAA Division I teams to the NCAA Tournament include John Beilein, Lefty Driesell, Cliff Ellis, Larry Eustachy, Jim Harrick, Lon Kruger, Fran McCaffery, Tom Penders, Rick Pitino, Tubby Smith and Eddie Sutton. Eight of those 11 coaches are active head coaches.

Of the 12 coaches who have led four different schools to the NCAA Division I Tournament, only five have won at least one game at all four schools. Lon Kruger has won at least one game at five schools.

Steve Alford

Missouri State, Iowa, New Mexico, UCLA

Jim Harrick

Pepperdine, UCLA, Rhode Island, Georgia

Lon Kruger

Kansas State, Florida, Illinois, UNLV, Oklahoma

Tubby Smith

Tulsa, Georgia, Kentucky, Minnesota

Eddie Sutton

Creighton, Arkansas, Kentucky, Oklahoma State

Steve Alford's Career Records vs. NCAA D-I Opponents

Air Force	15-1	Dayton	1-1	Indiana State	8-2	Nebraska	2-0	Sacramento State	1-0	UAB	2-0
Alabama	1-3	Detroit Mercy	2-0	Iowa State	5-4	Nevada	3-0	Saint Louis	6-3	UC Riverside	2-0
Alabama State	1-0	Drake	14-2	Kansas	1-1	New Mexico State	10-2	San Diego	6-0	UC Santa Barbara	1-0
Arizona	2-4	Drexel	1-0	Kentucky	2-2	New Orleans	1-0	San Diego State	7-8	UMKC (Missouri-Kansas City)	2-0
Arizona State	6-2	Duke	0-3	Liberty	1-0	Nicholls State	2-0	Santa Clara	1-0	UNC Asheville	1-0
Boise State	4-0	Duquesne	1-0	Long Beach State	6-0	North Carolina	0-3	SMU	1-0	UNC Charlotte	0-1
Boston College	1-0	East Carolina	0-1	Longwood	1-0	North Dakota	1-0	South Dakota State	0-1	UNC Greensboro	1-0
Boston University	1-0	Eastern Illinois	2-0	Louisiana Tech	3-0	Northern Arizona	1-0	Southeast Missouri State	2-0	UNC Wilmington	1-0
Bowling Green	2-0	Eastern Washington	2-0	Louisiana-Lafayette	2-1	Northern Illinois	1-0	Southern Illinois	6-2	UNLV	8-7
Bradley	6-5	Evansville	3-6	Louisville	2-1	Northern Iowa	11-6	Southern Methodist	1-0	USC	7-3
Butler	1-1	Fairfield	1-0	Loyola Marymount	1-0	Northwestern	8-6	Southern Mississippi	2-0	Utah	7-7
BYU	5-4	Florida	0-1	LSU	0-1	Northwestern State	2-1	Southern Utah	1-0	Valparaiso	3-0
Cal Poly	1-0	Florida Atlantic	1-0	Maryland	0-1	Northwood	1-0	St. Bonaventure	1-0	VCU	0-1
Cal State Bakersfield	1-0	Kansas	1-3	Maryland Eastern Shore	2-0	Notre Dame	0-1	Stanford	4-4	Villanova	0-1
Cal State Fullerton	1-0	Florida State	0-1	McNeese State	1-0	Oakland	1-0	Stephen F. Austin	2-0	Virginia Tech	0-1
California	4-4	Fresno State	3-0	Memphis	1-0	Ohio	1-0	TCU	8-4	Wake Forest	0-1
Centenary	2-0	George Mason	1-0	Mercer	2-0	Ohio State	8-8	Tennessee	1-1	Washington	2-3
Central Florida	0-1	Georgia State	1-0	Miami (Ohio)	1-0	Oklahoma	0-1	Tennessee State	1-0	Washington State	3-2
Chattanooga	2-0	Georgia Tech	1-1	Michigan	6-7	Oklahoma State	1-0	Tennessee-Martin	1-0	Weber State	2-0
Cincinnati	1-2	Gonzaga	1-2	Michigan State	6-9	Oral Roberts	1-1	Texas	1-1	Western Carolina	1-0
Coastal Carolina	1-0	Grambling State	1-0	Minnesota	11-5	Oregon	3-4	Texas A&M	2-0	Western Illinois	1-0
Colgate	1-0	Harvard	0-1	Mississippi	1-1	Oregon State	4-3	Texas El Paso	2-1	Wichita State	5-3
Colorado	6-1	Hawaii	3-0	Mississippi State	0-1	Pacific	1-0	Texas Pan American	2-0	Wisconsin	5-12
Colorado State	10-2	Houston Baptist	1-0	Missouri	3-5	Penn State	11-4	Texas San Antonio	2-0	Wisconsin Green Bay	1-0
Connecticut	2-0	Idaho	2-1	Missouri State	1-0	Pepperdine	1-0	Texas Southern	3-0	Wisconsin Milwaukee	1-0
Coppin State	1-0	Idaho State	1-0	Monmouth	0-1	Portland	2-0	Texas Tech	4-4	Wyoming	12-2
Cornell	1-0	Illinois	4-10	Montana	1-0	Prairie View A&M	1-0	The Citadel	2-0		
Creighton	8-7	Illinois Chicago	1-0	Montana State	3-0	Presbyterian	1-0	Toledo	1-0		
CSUN	3-0	Illinois State	4-6	Morehead State	2-0	Purdue	9-6	Troy State	1-0		
Davidson	1-0	Indiana	8-7	N.C. State	1-1	Robert Morris	1-0	Tulsa	4-1		

ABOUT UCLA's COACHING STAFF

Duane Broussard

Alma Mater: Bradley '93

Assistant Coach, 4th season at UCLA



• Currently in his fourth season on UCLA's coaching staff ... spent 10 seasons working with the men's basketball program at the University of New Mexico prior to his arrival in Westwood ... is the only member of this coaching staff who worked with Steve Alford at the University of New Mexico.

• Entering his ninth season working alongside Steve Alford, Broussard has helped UCLA post a 65-40 record the previous three seasons ... led the Bruins to consecutive Sweet 16 trips (2014, 2015) ... through 22 previous years on college staffs, his teams have gone 447-253 (.639 win percentage).

• UNM posted a .655 win percentage in his 10 seasons on staff ... in his final two years, the Lobos won the Mountain West Conference's regular-season and tournament titles (combined 57-13 record).

• While at UCLA and New Mexico, he has been responsible for nine NBA Draft selections (eight first-round picks) ... at UCLA: Zach LaVine (2014), Jordan Adams (2014), Kyle Anderson (2014), Kevon Looney (2015) and Norman Powell (2015) ... at New Mexico: Danny Granger (2005), J.R. Giddens (2008), Darrington Hobson (2010) and Tony Snell (2013).

• Served on the men's basketball staff at Bradley University (Peoria, Ill.) for nine seasons, working as an assistant coach the final six years (1997-2002) under head coach Jim Molinari ... was a four-year basketball letterwinner at Bradley from 1990-93 ... graduated from Bradley in 1993 with degrees in criminal justice and sociology ... continued his education by earning a master's degree in public service administration from Bradley in 1997.



Ed Schilling

Alma Mater: Miami (Ohio) '88

Assistant Coach, 4th season at UCLA

• Now in his fourth season on the Bruins' coaching staff after an extensive career working with NBA, NCAA Division I and high school programs ... in his first two seasons at UCLA, helped send seven players to the NBA (including four first-round NBA Draft selections).

• Through three seasons at UCLA, has helped guide the Bruins to a 65-40 overall record, including back-to-back trips to the Sweet 16 in 2014 and 2015.

• Prior to arriving at UCLA in April 2013, Schilling spent the previous four years as head coach at Park Tudor High School (Indiana) in addition to specializing in individual skills development programs with NBA players (St. Vincent's Sports Performance and its NBA readiness program) ... he also worked with Adidas Nations and Champions Academy.

• Pre-draft preparation with the St. Vincent's Sports Performance program included working with No. 1 NBA Draft selection Greg Oden, Mike Conley, Mario Chalmers, Gordon Heyward, Jeff Teague, Marquis Teague, Carl Landry and many others.

• Served as head coach at Wright State from 1997-2003 ... was an assistant coach under John Calipari at Memphis in 2003-04 and 2004-05 ... also worked with Coach Calipari with the New Jersey Nets in 1996-97 and at the University of Massachusetts (Amherst) on the Minutemen's NCAA Final Four team in 1995-96.

• When John Calipari was named the New Jersey Nets' VP of Basketball Operations and basketball coach in 1996-97, Schilling joined him as an assistant coach ... Schilling's rise in the coaching profession was chronicled in Sports Illustrated, as he became the only coach to advance from the high school coaching ranks to the Final Four and then to the bench of an NBA team in a period of 310 days.



David Grace

Alma Mater: Park University '03

Assistant Coach, 4th season at UCLA

• Joined the staff in April 2013 after five seasons as an assistant coach at Oregon State ... has helped lead UCLA to a 65-40 mark in three seasons at UCLA.

• Played a major role in UCLA advancing to the Sweet 16 in 2014 and 2015 ... helped UCLA's program secure an incoming class in 2014-15 rated as high as No. 3, nationally (by Scout.com) ... during his two years on staff at UCLA, seven Bruins have advanced to the NBA.

• At Oregon State, Grace established himself as one of the Pac-12's top recruiters ... in five seasons at OSU, helped lead the program to their most wins (78) since 1988 to 1992.

• Grace proved instrumental in recruiting Roberto Nelson and Joe Burton from southern California to Oregon State ... Nelson led the Pac-12 in scoring in conference games in 2012-13 and was conference's leading scorer in 2013-14 ... Burton served as team captain during his senior year (2012-13) and produced over 1,000 career points, 700 rebounds and 300 assists over four seasons.

• A decorated military veteran who served in Operation Desert Storm, Grace quickly rose through the high school and college coaching ranks prior to his arrival at Oregon State ... has played, coached and refereed basketball games across America and on three continents ... broke into the NCAA Division I coaching ranks at Sacramento State in 2006-07 before serving as an assistant coach at the University of San Francisco.

• Worked as a high school teacher and head coach in Arizona in the mid-2000s after having served 20 years in the United States' Air Force ... has degrees in logistical and social services from the Air Force and earned his bachelor's of science degree in management and human resources from Park University in 2003 ... began coaching basketball with Boo Williams' AAU program in Hampton, Virginia in 2003.



Tyus Edney

Alma Mater: UCLA '97

Director of Operations, 7th season at UCLA

• Among the all-time great point guards at UCLA, Edney is now in his seventh season as the program's director of operations ... serves as a liaison to the athletic administration and other school officials in his current role and handles day-to-day operational duties.

• As a four-year letterwinner, Edney led UCLA to the 1995 NCAA title as a senior ... one of the nation's top point guards, he enjoyed a tremendous career in Westwood from 1992-95.

• After his collegiate career concluded, he played four seasons in the NBA (1996-98, 2001) and spent nearly 10 years playing internationally in Europe ... at UCLA, Edney was a three-time first-team All-Pac-10 selection ... in UCLA's career record book, he still ranks second all-time on the assists list (652).

MISCELLANEOUS STATS

CAREER TOTALS (alphabetical by class)

PLAYER	GP	PTS	REB	AST
Bryce Alford	112	1483	318	465
Isaac Hamilton	75	1036	281	249
Jerrold Smith	11	4	1	1
György G.G. Golomán	57	115	120	31
Ikenna Okwarabizie	11	1	7	0
Thomas Welsh	74	560	466	29
Alec Wulff	12	6	1	2
Prince Ali	29	113	31	11
Aaron Holiday	39	416	122	155
Alex Olesinski	23	28	46	4
Lonzo Ball	7	112	37	64
TJ Leaf	7	120	62	18
Isaac Wulff	2	3	2	0

GAMES PLAYED

PLAYER	2016-17	CAREER
Bryce Alford	7	112
Isaac Hamilton	7	75
Thomas Welsh	7	74
György G.G. Golomán	7	57
Aaron Holiday	7	39
Prince Ali	0	29
Alex Olesinski	0	23
Alec Wulff	3	12
Ikenna Okwarabizie	4	11
Jerrold Smith	3	11
Lonzo Ball	7	7
TJ Leaf	7	7
Isaac Wulff	2	2

STARTS

PLAYER	2016-17	CAREER
Bryce Alford	7	76
Isaac Hamilton	7	75
Thomas Welsh	7	36
Aaron Holiday	0	32
Lonzo Ball	7	7
TJ Leaf	7	7

DOUBLE-DOUBLES

PLAYER	2016-17	CAREER
Thomas Welsh	4	14
Lonzo Ball [§]	4	4
Isaac Hamilton [^]	0	3
Bryce Alford [*]	0	3
TJ Leaf	2	2

[§] all are point-assist double-doubles

^{*} three point-assist double-doubles

[^] one point-assist double-double

DOUBLE-FIGURE POINTS

PLAYER	2016-17	CAREER
Bryce Alford	7	75
Isaac Hamilton	7	58
Thomas Welsh	5	27
Aaron Holiday	5	25
Lonzo Ball	7	7
TJ Leaf	7	7
Prince Ali	0	3
György G.G. Golomán	1	1

DOUBLE-FIGURE REBOUNDS

PLAYER	2016-17	CAREER
Thomas Welsh	4	16
Isaac Hamilton	0	2
TJ Leaf	2	2

30+ POINTS

PLAYER	2016-17	CAREER
Bryce Alford	1	3
Isaac Hamilton	0	1

20+ POINTS

PLAYER	2016-17	CAREER
Bryce Alford	2	21
Isaac Hamilton	1	14
Thomas Welsh	0	3
TJ Leaf	3	3
Lonzo Ball	1	1

10+ ASSISTS

PLAYER	2016-17	CAREER
Lonzo Ball	4	4
Bryce Alford	0	4
Isaac Hamilton	0	1

2016-17 UCLA RADIO/TV ROSTER




0

Alex Olesinski

SO, F - 6-10, 200

PPG: -- RPG: --

GP/GS: --/--



2

Lonzo Ball

FR, G - 6-6, 190

PPG: 16.0 RPG: 5.3 APG: 9.1

GP/GS: 7/7



3

Aaron Holiday

SO, G - 6-1, 185

PPG: 12.1 RPG: 3.7 APG: 4.0

GP/GS: 7/0




4

Isaac Wulff

FR, G - 6-3, 175

PPG: 1.5 RPG: 1.0

GP/GS: 2/0



5

Armani Dodson

FR, G - 6-5, 190

PPG: -- RPG: --

GP/GS: --/--



10

Isaac Hamilton

SR, G - 6-5, 195

PPG: 16.7 RPG: 3.4 APG: 3.9

GP/GS: 7/7



13

Ike Anigbogu

FR, F/C - 6-10, 250

PPG: 2.0 RPG: 2.0

GP/GS: 2/0




14

György "G.G." Golomán

JR, F - 6-11, 215

PPG: 5.6 RPG: 3.7

GP/GS: 7/0



15

Jerrold Smith

SR, G - 6-0, 165

PPG: 1.3 RPG: 0.0

GP/GS: 3/0



20

Bryce Alford

SR, G - 6-3, 185

PPG: 17.0 RPG: 2.4

GP/GS: 7/7



21

Alec Wulff

JR, G - 6-3, 185

PPG: 0.0 RPG: 0.3

GP/GS: 3/0



22

TJ Leaf

FR, F - 6-10, 225

PPG: 17.1 RPG: 8.9

GP/GS: 7/7



23

Prince Ali

SO, G - 6-3, 190

PPG: -- RPG: --

GP/GS: --/--



34

Ikenna Okwarabizie

JR, C - 6-9, 250

PPG: 0.3 RPG: 0.8

GP/GS: 4/0



40

Thomas Welsh

JR, C - 7-0, 245

PPG: 10.6 RPG: 9.4

GP/GS: 7/7



Steve Alford

Head Coach

4th Year at UCLA

26th Year Overall



Duane Broussard

Assistant Coach

4th Year at UCLA



Ed Schilling

Assistant Coach

4th Year at UCLA



David Grace

Assistant Coach

4th Year at UCLA



Tyus Edney

Director of Operations

7th Year at UCLA

PAC-12 CONFERENCE

2016-17 Pac-12 Standings (thru 11/28)

Team	Pac-12	Pct.	GB	Overall	Pct.
UCLA	0-0	.000	---	7-0	1.000
USC	0-0	.000	----	6-0	1.000
Stanford	0-0	.000	----	6-1	.857
Arizona	0-0	.000	----	5-1	.833
Colorado	0-0	.000	----	5-1	.833
California	0-0	.000	----	4-1	.800
Utah	0-0	.000	----	4-1	.800
Oregon	0-0	.000	----	5-2	.714
Washington	0-0	.000	----	4-2	.667
Arizona State	0-0	.000	----	4-3	.571
Washington State	0-0	.000	----	3-3	.500
Oregon State	0-0	.000	----	3-4	.429

2015-16 Final Pac-12 Standings

Team	Pac-12	Pct.	GB	Overall	Pct.
Oregon	14-4	.778	----	31-7	.816
Utah	13-5	.722	1.0	27-9	.750
California	12-6	.667	2.0	25-9	.735
Arizona	12-6	.667	2.0	23-11	.676
Colorado	10-8	.556	4.0	22-12	.647
Oregon State	9-9	.500	5.0	19-13	.594
USC	9-9	.500	5.0	21-13	.618
Washington	9-9	.500	5.0	19-15	.559
Stanford	8-10	.444	6.0	15-15	.500
UCLA	6-12	.333	8.0	15-17	.469
Arizona State	5-13	.278	9.0	15-17	.469
Washington State	1-17	.056	13.0	9-22	.290

Pac-12 Scoreboard

Friday, Nov. 25

Butler 69, Arizona 65 VEGAS
 UCLA 82, Nebraska 71 WOODEN
 Stanford 65, Indiana State 62 ORL
 at USC 78, SMU 73
 Washington 86, Western Kentucky 47**
 Fresno State 63, at Oregon State 58
 at Utah 85, UC Riverside 67
 at California 71, Wyoming 61

Saturday, Nov. 26

TCU 93, Washington 80**

Sunday, Nov. 27

at Colorado 75, Wofford 60
 San Jose State 88, at Washington State 76
 Stanford 66, Seton Hall 52 ORL
 at California 67, Southeastern Louisiana 55
 at USC 96, UC Santa Barbara 72
 UCLA 74, Texas A&M 67 WOODEN

Monday, Nov. 28

Kentucky 115, Arizona State 69 ATL
 at Oregon State 84, Southern Oregon 59
 Butler 68, at Utah 59
 at Oregon 68, Boise State 63

Upcoming Pac-12 Games

Wednesday, Nov. 30

Washington at TCU (Fox Sports Southwest) 4 p.m.
 Texas Southern at Arizona (P12N) 6 p.m.
 Colorado State at Colorado (P12N) 6 p.m.
 Louisiana Tech at California (P12N) 6 p.m.
 Utah Valley at Washington State (P12N) 7 p.m.
 USC at San Diego 7 p.m.
 Western Oregon at Oregon (P12N) 7 p.m.
 Saint Mary's at Stanford (P12N) 8 p.m.
 UC Riverside at UCLA (P12N) 8 p.m.

Thursday, Dec. 1

Oregon State at Mississippi State (ESPNU) 6 p.m.
 Montana State at Utah (P12N) 6 p.m.

** Global Sports Classic (Las Vegas, Nev.)
 (ATL) Atlantis Showcase (The Bahamas)
 (ORL) Advocate Invitational (Orlando, Fla.)
 (WOODEN) Wooden Legacy (Fullerton & Anaheim, Calif.)

Game times listed are Pacific.

UCLA'S RECORD WHEN ...

UCLA leads at halftime	6-0
UCLA trails at halftime	0-1
Tied at halftime	0-0

UCLA builds a 10-point lead	6-0
UCLA trails by 10 points	0-0
UCLA leads with five minutes left	7-0
UCLA trails with five minutes left	0-0
There is a tie with five minutes left	0-0
UCLA leads with one minute left	7-0
UCLA trails with one minute left	0-0
There is a tie with one minute left	0-0

UCLA shoots better from the field	6-0
UCLA shoots worse from the field	1-0
UCLA shoots the same from the field	0-0

UCLA shoots 50% or better from the field	5-0
UCLA shoots less than 50% from the field	2-0
OPP shoots 50% or better from the field	1-0
OPP shoots less than 50% from the field	6-0

UCLA makes more 3-point field goals	4-0
UCLA makes fewer 3-point field goals	1-0
Three-point field goals are the same	2-0

UCLA shoots better from 3-point range	5-0
UCLA shoots worse from 3-point range	2-0
UCLA shoots the same from 3-point range	0-0

UCLA shoots > than 40% from 3-point range	4-0
UCLA shoots < than 40% from 3-point range	3-0
OPP shoots > than 40% from 3-point range	2-0
OPP shoots < than 40% from 3-point range	5-0

UCLA makes the same or more free throws	5-0
UCLA makes less free throws	2-0
UCLA attempts the same or more FTs	3-0
UCLA attempts less free throws	4-0

UCLA shoots > than 75% at free-throw line	4-0
UCLA shoots < than 75% at free-throw line	3-0
OPP shoots > than 75% at free-throw line	2-0
OPP shoots < than 75% at free-throw line	5-0

UCLA outrebounds opponent	6-0
UCLA is outrebounded by opponent	0-0
Rebounds are the same	1-0

UCLA has more offensive rebounds	1-0
UCLA has fewer offensive rebounds	6-0
Offensive rebounds are the same	0-0

UCLA has more defensive rebounds	7-0
UCLA has fewer defensive rebounds	0-0
Defensive rebounds are the same	0-0

UCLA commits more fouls	3-0
UCLA commits fewer fouls	4-0
Fouls are the same	0-0

UCLA has more assists	7-0
UCLA has fewer assists	0-0
Assists are the same	0-0

UCLA commits more turnovers	4-0
UCLA commits fewer turnovers	3-0
Turnovers are the same	0-0

UCLA has more blocks	6-0
UCLA has fewer blocks	0-0
Blocks are the same	1-0

UCLA has more steals	4-0
UCLA has fewer steals	3-0
Steals are the same	0-0

UCLA's starting frontline outscores OPP's	6-0
OPP's starting frontline outscores UCLA's	1-0
Frontline scoring is the same	0-0

UCLA's starting backcourt outscores OPP's	6-0
OPP's starting backcourt outscores UCLA's	0-0
Backcourt scoring is the same	1-0

UCLA's bench outscores OPP's bench	3-0
OPP's bench outscores UCLA's bench	3-0
Bench scoring is the same	1-0

Record on Mondays	0-0
Record on Tuesdays	0-0
Record on Wednesdays	0-0
Record on Thursdays	2-0
Record on Fridays	2-0
Record on Saturdays	0-0
Record on Sundays	3-0

Record in November	7-0
Record in December	0-0
Record in January	0-0
Record in February	0-0
Record in March	0-0

UCLA scores first	5-0
OPP scores first	2-0

UCLA scores fewer than 60 points	0-0
UCLA scores between 60-69 points	0-0
UCLA scores between 70-79 points	1-0
UCLA scores between 80-89 points	2-0
UCLA scores between 90-99 points	1-0
UCLA scores 100 or more points	3-0

OPP scores 100 or more points	0-0
OPP scores between 90-99 points	0-0
OPP scores between 80-89 points	2-0
OPP scores between 70-79 points	3-0
OPP scores between 60-69 points	2-0
OPP scores fewer than 60 points	0-0

The game is decided by 1-2 points	0-0
The game is decided by 3-4 points	0-0
The game is decided by 5-6 points	0-0
The game is decided by 7-9 points	1-0
The game is decided by 10-19 points	2-0
The game is decided by 20-plus points	4-0

UCLA has one double-figure scorer	0-0
UCLA has two double-figure scorers	0-0
UCLA has three double-figure scorers	0-0
UCLA has four double-figure scorers	1-0
UCLA has five double-figure scorers	2-0
UCLA has six double-figure scorers	3-0
UCLA has seven double-figure scorers	1-0

OPP has zero double-figure scorers	0-0
OPP has one double-figure scorer	0-0
OPP has two double-figure scorers	1-0
OPP has three double-figure scorers	2-0
OPP has four double-figure scorers	4-0
OPP has five double-figure scorers	0-0
OPP has six double-figure scorers	0-0
OPP has seven double-figure scorers	0-0

UCLA has more double-figure scorers	6-0
UCLA has fewer double-figure scorers	0-0
Double-figure scorers are the same	1-0

THE LAST TIME ...

100 Points Scored

By UCLA	114 vs. Long Beach State (11/20/16)
By Opponent	107 at Arizona (2/14/04)

40+ Point Victory

By UCLA	41 (106-65) vs. Chattanooga (11/24/13)
By Opponent	41 (109-68) vs. North Carolina (11/27/97)

30+ Point Victory

By UCLA	37 (114-77) vs. Long Beach State (11/20/16)
By Opponent	32 (71-39) at Utah (1/4/15)

20+ Point Victory

By UCLA	22 (99-77) vs. Portland (11/24/16)
By Opponent	24 (95-71) vs. USC (3/9/16)

Overtime Game

UCLA Win	86-81 vs. Stanford (2-OT) (1/8/15)
UCLA Loss	93-96 at Washington (2-OT) (1/1/16)

Double Overtime Game

UCLA Win	86-81 vs. Stanford (1/8/15)
UCLA Loss	93-96 at Washington (1/1/16)

Six or More Players in Double-Figure Scoring

By UCLA	6 vs. Portland (11/24/16)
By Opponent	6 vs. USC (3/9/16)

Five or More Players In Double-Figure Scoring

By UCLA	5 vs. Nebraska (11/25/16)
By Opponent	6 vs. USC (3/9/16)

Zero Players Scoring in Double Figures

By UCLA	none since prior to 1991-92
By Opponent	0 vs. CSUN (11/29/15)

Made 30-39 Field Goals

By UCLA	32-of-62 vs. Nebraska (11/25/16)
By Opponent	33-of-66 vs. CSUN (11/13/16)

Made 40-49 Field Goals

By UCLA	46-of-71 vs. Long Beach State (11/20/16)
By Opponent	41-of-80 at Duke (2/22/98)

Made 50 or More Field Goals

By UCLA	none since prior to 1991-92
By Opponent	none since prior to 1991-92

Made Fewer Than 20 Field Goals

By UCLA	16 at Arizona (2/21/15)
By Opponent	19 vs. Colorado (2/20/16)

Had 70-79 Field Goal Attempts

By UCLA	71 vs. Long Beach State (11/20/16)
By Opponent	75 vs. Nebraska (11/25/16)

Had 80-89 Field Goal Attempts

By UCLA	84 vs. Cal State Fullerton (11/16/09)
By Opponent	80 at Washington (1/1/16)

Had 90-99 Field Goal Attempts

By UCLA	91 vs. Cincinnati (3/17/02)
By Opponent	none since prior to 1991-92

Had Fewer Than 40 Field Goal Attempts

By UCLA	39 vs. Oregon State (2/12/11)
By Opponent	39 at Oregon State (1/2/09)

Shot 50 Percent Or Better From The Field

By UCLA	51.6 (32-62) vs. Nebraska (11/25/16)
By Opponent	61.2 (30-49) at Stanford (2/27/16)

Shot 60 Percent Or Better From The Field

By UCLA	60.9 (42-69) vs. Pacific (11/11/16)
By Opponent	61.2 (30-49) at Stanford (2/27/16)

Shot Less Than 30 Percent From The Field

By UCLA	28.1 (15-52) at Utah (1/4/15)
By Opponent	29.3 (17-58) vs. CSUN (11/29/15)

Made 10 or More 3-Pointers

By UCLA	12-of-26 vs. Texas A&M (11/27/16)
By Opponent	14-of-32 vs. Portland (11/24/16)

Made 15 or More 3-Pointers

By UCLA	18-of-30 vs. Pacific (11/11/16)
By Opponent	15-of-31 vs. Stanford (1/8/15)

Made Zero 3-Pointers

By UCLA	0-for-14 vs. Stanford (2/3/00)
By Opponent	0-for-13 vs. California (1/3/13)

Attempted 30 or More 3-Pointers

By UCLA	30 (18-of-30) vs. Pacific (11/11/16)
By Opponent	32 (14-32) vs. Portland (11/24/16)

Shot Over 60 Percent From 3-Point Range

By UCLA	60.0 (12-20) vs. Long Beach State (11/20/16)
By Opponent	69.2 (9-13) at Oregon (1/24/15)

Shot Over 70 Percent From 3-Point Range

By UCLA	76.5 (13-17) vs. Northwestern (11/29/13)
By Opponent	90.9 (10-11) vs. Middle Tennessee State (11/15/11)

Shot Less Than 20 Percent From 3-Point Range

By UCLA	9.1 (1-11) at Utah (1/4/15)
By Opponent	9.1 (1-11) vs. CSUN (11/29/15)

Made 30-39 Free Throws

By UCLA	31-of-39 vs. CSUN (11/13/16)
By Opponent	30-of-42 vs. Wake Forest (11/25/15)

Made 40 or More Free Throws

By UCLA	none since prior to 1991-92
By Opponent	none since prior to 1991-92

Made 5 or Fewer Free Throws

By UCLA	5-of-9 vs. Oregon (3/2/16)
By Opponent	5-for-9 vs. McNeese State (12/22/15)

Had 40-49 Free Throw Attempts

By UCLA	38-of-50 at Washington (1/1/16)
By Opponent	29-of-45 at Arizona (2/12/16)

Had 50 or More Free Throw Attempts

By UCLA	38-of-50 at Washington (1/1/16)
By Opponent	none since prior to 1991-92

Shot 80 Percent or Better From the Free Throw Line

By UCLA	86.4 (19-22) vs. San Diego (11/17/16)
By Opponent	84.6 (11-13) vs. Portland (11/24/16)

Shot 90 Percent or Better From the Free Throw Line

By UCLA	90.9 (10-11) vs. Long Beach State (11/20/16)
By Opponent	92.3 (12-13) at USC (2/4/16)

Shot 100 Percent From the Free Throw Line

By UCLA	6-for-6 at Arizona (2/17/07)
By Opponent	3-for-3 vs. Idaho State (12/15/07)

Had 50-59 Rebounds

By UCLA	59 at Washington (1/1/16)
By Opponent	52 vs. USC (3/9/16)

Had 60 or More Rebounds

By UCLA	60 vs. Monmouth (11/13/15)
By Opponent	None since prior to 1991-92

Had 20-29 Assists

By UCLA	21 vs. Nebraska (11/25/16)
By Opponent	20 at Washington State (1/3/16)

Had 30 or More Assists

By UCLA	32 at California (2/23/95)
By Opponent	None since prior to 1991-92

Had 10 or More Blocks

By UCLA	11 vs. Stanford (2/9/12)
By Opponent	13 vs. Kentucky (12/20/14)

Had 15 or More Steals

By UCLA	15 vs. Long Beach State (11/23/14)
By Opponent	16 vs. Monmouth (11/13/15)

Had 20 or More Steals

By UCLA	20 vs. Wyoming (12/23/08)
By Opponent	22 vs. Maryland (11/27/98)

Forced 20 or More Turnovers

By UCLA	23 vs. Long Beach State (11/20/16)
By Opponent	20 vs. CSUN (11/13/16)

Committed Fewer Than 10 Turnovers

By UCLA	8 vs. Nebraska (11/25/16)
By Opponent	6 vs. Nebraska (11/25/16)

THE LAST TIME A PLAYER ...

30 or More Points Scored

UCLA	30, Bryce Alford, vs. Pacific (11/11/16)
Opponent	35, Andrew Andrews, at Washington (1/1/16)

35 or More Points Scored

UCLA	36, Isaac Hamilton, vs. USC (3/12/15)
Opponent	35, Andrew Andrews, at Washington (1/1/16)

40 or More Points Scored

UCLA	44, Jason Kapono, at Washington State (1/4/03)
Opponent	40, Eddie House, Arizona State (2/17/00)

Two or More Players Scored 20+ Points

UCLA	TJ Leaf (21), Lonzo Ball (20), vs. Long Beach State (11/20/16)
Opponent	Jordan McLaughlin (23), Chimezie Metu (21), vs. USC (1/13/16)

Three or More Players Scored 20+ Points

UCLA	B. Alford (28), Powell (23), Parker (20), vs. Nicholls State (11/20/14)
Opponent	J. Brown (22), J. Clarkson (21), E. Ross (20), Missouri (12/7/13)

Two or More Players Scored 25+ Points

UCLA	N. Powell (27), J. Adams (25), vs. James Madison (11/15/12)
Opponent	C. Douglas-Roberts (28), D. Rose (25), Memphis (4/5/08)

Made 15 or More Field Goals

UCLA	15 (15-23), Don MacLean, at Arizona (1/11/92)
Opponent	15 (15-22), Eddie House, Arizona State (2/17/00)

Made 20 or More Field Goals

UCLA	none since prior to 1991-92
Opponent	none since prior to 1991-92

Made 6 or More 3-Pointers

UCLA	Bryce Alford, 6-for-9, vs. Pacific (11/11/16)
Opponent	Reese Morgan, 6-for-10, Cal Poly (11/15/15)

Made 7 or More 3-Pointers

UCLA	Bryce Alford, 9-for-11, SMU (3/19/15)
Opponent	Jalil Abdul-Bassit, 7-for-12, Oregon (2/14/15)

Made 8 or More 3-Pointers

UCLA	Bryce Alford, 9-for-11, SMU (3/19/15)
Opponent	Tyler Bernardini, 8-for-12, Pennsylvania (12/10/11)

Made 9 or More 3-Pointers

UCLA	Bryce Alford, 9-for-11, SMU (3/19/15)
Opponent	none since prior to 1996-97

Made 10 or More 3-Pointers

UCLA	has never occurred
Opponent	none since prior to 1996-97

Made 15 or More Field Goals (and 5 or More 3-Pointers)

UCLA	none since prior to 1996-97
Opponent	none since prior to 1996-97

Made 10 or More Free Throws

UCLA	Bryce Alford, 17-of-18, at Washington (1/1/16)
Opponent	Andrew Andrews, 17-of-19, at Washington (1/1/16)

Made 15 or More Free Throws

UCLA	Bryce Alford, 17-of-18, at Washington (1/1/16)
Opponent	Andrew Andrews, 17-of-19, at Washington (1/1/16)

Attempted 20 or More Free Throws

UCLA	none since prior to 1996-97
Opponent	none since prior to 1996-97

Was Perfect With 15 or More Free Throws

UCLA	Jordan Adams, 16-of-16, vs. UC Irvine (11/13/12)
Opponent	none since prior to 1996-97

Had 15 or More Rebounds

UCLA	TJ Leaf, 15, vs. Pacific (11/11/16)
Opponent	Ryan Anderson, 15, Arizona (1/7/16)

Had 20 or More Rebounds

UCLA	Kevin Love, 21, at Oregon State (1/26/08)
Opponent	Mike Moser, 20, Oregon (2/27/14)

Had 25 or More Rebounds

UCLA	none since prior to 1996-97
Opponent	none since prior to 1996-97

Two Players Had 10 or More Rebounds

UCLA	Thomas Welsh (11), TJ Leaf (10), San Diego (11/17/16)
Opponent	Tyrone Wallace (10), Jaylen Brown (10), California (2/25/16)

Two or More Players Had Double-Doubles

UCLA	Lonzo Ball (18 p, 11 a), Thomas Welsh (16p, 10 r), vs. Portland (11/24/16)
Opponent	J. Brown (16p, 10 r), T. Wallace (14p, 10 r), California (2/25/16)

Shot 100 Percent From the Field (min. 10 attempts)

By UCLA	none since prior to 1991-92
By Opponent	none since prior to 1991-92

Shot 100 Percent from 3-Point Range (min. 5 attempts)

By UCLA	Kyle Anderson, 5-for-5, at Utah (1/18/14)
By Opponent	Jared Stohl, 5-for-5, Portland (11/26/09)

Had 10 or More Assists

By UCLA	Lonzo Ball, 10, vs. Texas A&M (11/27/16)
By Opponent	Jordan McLaughlin, 10, USC (2/4/16)

Had 10 or More Assists and Zero Turnovers

By UCLA	Bryce Alford, 11 assists, at Arizona State (2/14/16)
By Opponent	Zack Rosen, 10 assists, Pennsylvania (12/10/11)

Had 15 or More Assists

By UCLA	Darren Collison, 15, at Arizona (2/17/07)
By Opponent	Phil Pressey, 19, Missouri (12/28/12)

Had 20+ Points and 10+ Rebounds

By UCLA	TJ Leaf (26 pts, 10 rbs), vs. San Diego (11/17/16)
By Opponent	Josh Hawkinson (20 pts, 10 rbs), Washington State (1/3/16)

Had 20+ Points and 15+ Rebounds

By UCLA	TJ Leaf (22 pts, 15 rbs), vs. Pacific (11/11/16)
By Opponent	Shawn Long (26 pts, 16 rbs), Louisiana-Lafayette (12/15/15)

Had 25+ Points and 15+ Rebounds

By UCLA	Kevon Looney (27 pts, 19 rbs), vs. Stanford (1/8/15)
By Opponent	Shawn Long (26 pts, 16 rbs), Louisiana-Lafayette (12/15/15)

Had 10+ Points and 10+ Assists

By UCLA	Lonzo Ball (16 points, 10 assists), vs. Texas A&M (11/27/16)
By Opponent	T.J. McConnell (10 pts, 11 ast), Arizona (3/13/15)

Had 15+ Points and 10+ Assists

By UCLA	Lonzo Ball (16 points, 10 assists), vs. Texas A&M (11/27/16)
By Opponent	Askia Booker (16 pts, 12 ast), Colorado (2/13/14)

Had 20+ Points and 10+ Assists

By UCLA	Lonzo Ball (20 pts, 11 ast), vs. Long Beach State (11/20/16)
By Opponent	Draymond Green (23 pts, 10 ast), Michigan State (3/17/11)

Had 5 or More Steals

By UCLA	Aaron Holiday, 5, vs. Cal Poly (11/15/15)
By Opponent	Kendall Smith, 5, CSUN (11/13/16)

Had 9 or More Steals

By UCLA	Darren Collison, 9, at Oregon State (1/28/06)
By Opponent	none since prior to 1996-97

Had 5 or More Blocks

By UCLA	Thomas Welsh, 5, vs. Monmouth (11/13/15)
By Opponent	Josh Huestis, 5, Stanford (2/22/14)

Had 7 or More Blocks

By UCLA	Tyler Honeycutt, 8, vs. Oregon State (2/12/11)
By Opponent	Jarvis Varnado, 7, vs. Mississippi State (12/12/09)

Had 20+ Points and 5+ Blocks

By UCLA	Jerome Moiso (22 pts, 5 blocks), vs. Arizona State (1/22/00)
By Opponent	Josh Huestis (22 pts, 5 blocks), Stanford (2/22/14)

Recorded a Triple-Double

By UCLA	Kyle Anderson (13p, 12r, 11a), vs. Morehead State (11/22/13)
By Opponent	Draymond Green (23p, 11r, 10a), Michigan State (3/17/11)

Played 45 or More Minutes

By UCLA	Bryce Alford, 48, at Washington, 2-OT (1/1/16)
By Opponent	Dejounte Murray, 47, at Washington, 2-OT (1/1/16)

Scored 20 or More Points off the Bench

By UCLA	Tony Parker, 22, vs. Stanford (1/23/14)
By Opponent	Andre Spight, 21, at Arizona State (2/14/16)

Scored 25 or More Points off the Bench

By UCLA	Jordan Adams, 25, vs. James Madison (11/15/12)
By Opponent	Trevor Releford, 34, Alabama (12/28/13)

Recorded 10 or More Rebounds off the Bench

By UCLA	Thomas Welsh, 12, vs. Oregon State (3/5/16)
By Opponent	Chimezie Metu, 11, USC (3/9/16)

Game No. 1 – November 11, 2016
Pauley Pavilion – Los Angeles, Calif.
UCLA 119, Pacific 80

PACIFIC 80

NAME	FG	3FG	FT	R	PF	TP	A	MIN
Vuko	3-4	1-1	0-0	8	2	7	0	22
Bowles	3-10	1-4	7-10	2	2	14	2	32
Eleraky	1-3	0-0	0-4	3	2	2	0	15
Wallace	8-15	2-5	3-6	3	4	21	0	24
Taylor	4-7	3-3	0-0	6	4	11	1	20
Montague	0-3	0-2	0-0	1	4	0	1	17
Williams	3-7	2-5	0-0	2	0	8	0	15
Tinsley	1-1	0-0	1-2	0	0	3	0	2
Ursery	3-7	0-0	1-2	3	4	7	2	20
Rector	0-1	0-1	0-0	0	0	0	0	2
Lampkin	1-4	0-1	2-3	2	1	4	1	14
Smith	0-3	0-3	0-1	0	1	0	0	9
Theodorou	1-1	1-1	0-0	1	1	3	0	8
TOTALS	28-66	10-26	14-28	33	25	80	7	200

UCLA 119

NAME	FG	3FG	FT	R	PF	TP	A	MIN
Leaf	9-13	2-5	2-5	15	2	22	4	37
Welsh	3-9	0-0	0-0	6	4	6	0	26
Ball	6-8	3-4	4-5	8	2	19	11	34
Hamilton	7-12	3-7	0-0	1	3	17	8	29
Alford	9-13	6-9	6-7	2	3	30	1	32
Holiday	6-10	4-5	2-2	3	5	18	5	24
Wulff, I.	1-1	0-0	1-2	2	0	3	0	2
Goloman	1-1	0-0	2-3	3	5	4	0	6
Smith	0-2	0-0	0-0	0	2	0	0	2
Wulff, A.	0-0	0-0	0-0	1	0	0	0	2
Okwarabizie	0-0	0-0	0-0	1	1	0	0	6
TOTALS	42-69	18-30	17-24	43	27	119	29	200

Halftime Score – UCLA 63, Pacific 39. Team Rebounds – Pacific 2, UCLA 1. Turnovers – Pacific 14, UCLA 12. Technicals – UCLA: Lonzo Ball. Attendance: 8,743. Officials – Bill Vinovich, Shawn Lehigh, Coban Lopez.

Game No. 2 – November 13, 2016
Pauley Pavilion – Los Angeles, Calif.
UCLA 102, CSUN 87

CSUN 87

NAME	FG	3FG	FT	R	PF	TP	A	MIN
Lubin	3-6	0-0	2-5	13	5	8	0	20
Johns	1-2	0-0	0-0	0	4	2	0	16
Smith	8-14	1-3	4-5	4	3	21	4	34
Johnson	6-13	1-3	2-5	0	2	15	2	32
Parks	7-11	2-2	2-2	3	5	18	1	23
Warren	0-4	0-3	2-3	2	2	2	2	28
Dawson	7-11	1-2	3-3	9	4	18	1	28
Kaba-Camara	1-1	0-0	1-1	0	1	3	0	5
Richardson	0-0	0-0	0-0	0	4	0	0	4
Wilbut	0-4	0-2	0-0	0	0	0	0	6
Theus Jr.	0-0	0-0	0-0	0	0	0	0	4
TOTALS	33-66	5-15	16-24	31	30	87	10	200

UCLA 102

NAME	FG	3FG	FT	R	PF	TP	A	MIN
Leaf	4-6	0-1	4-6	6	4	12	4	18
Welsh	3-12	0-0	4-4	13	3	10	2	30
Ball	4-6	1-3	4-6	8	2	13	6	38
Hamilton	9-14	1-4	3-4	3	4	22	1	34
Alford	5-13	2-4	8-8	0	2	20	3	34
Holiday	3-9	1-3	6-7	4	3	13	5	29
Goloman	5-7	0-1	2-4	8	3	12	2	15
Okwarabizie	0-0	0-0	0-0	0	1	0	0	2
TOTALS	33-67	5-16	31-39	44	23	102	23	200

Halftime Score – CSUN 42, UCLA 40. Team Rebounds – UCLA 2, CSUN 0. Turnovers – UCLA 20, CSUN 18. Technicals – None. Attendance: 7,149. Officials – Verne Harris, Chris Rastatter, Eric Curry.

Game No. 3 – November 17, 2016
Pauley Pavilion – Los Angeles, Calif.
UCLA 88, San Diego 68

SAN DIEGO 68

NAME	FG	3FG	FT	R	PF	TP	A	MIN
Neubauer	6-9	1-4	1-1	3	3	14	1	25
Bailey	7-14	3-4	5-6	9	4	22	3	32
Barrino	1-7	0-0	0-0	6	4	2	4	27
Williams	1-6	1-2	0-0	4	2	3	1	36
Carter III	5-19	3-10	0-0	4	2	13	3	28
Carbone	2-13	2-11	0-0	5	3	6	2	28
Gray	1-4	0-0	2-2	2	0	4	0	11
Ryder	2-3	0-0	0-0	2	2	4	0	13
TOTALS	25-75	10-31	8-9	38	20	68	14	200

UCLA 88

NAME	FG	3FG	FT	R	PF	TP	A	MIN
Leaf	11-13	0-1	4-4	10	1	26	1	30
Welsh	4-7	0-0	4-4	11	1	12	0	26
Ball	4-11	1-6	4-6	7	0	13	8	38
Hamilton	5-11	1-6	1-2	3	2	12	6	29
Alford	2-8	1-5	5-5	3	1	10	3	36
Holiday	4-8	2-4	1-1	5	1	11	2	27
Goloman	2-3	0-0	0-0	1	4	4	1	14
TOTALS	32-61	5-22	19-22	43	10	88	21	200

Halftime Score – UCLA 41, San Diego 33. Team Rebounds – San Diego 3, UCLA 3. Turnovers – UCLA 8, San Diego 7. Technicals – None. Attendance: 6,893. Officials – Mike Reed, Keith Kimble, D.G. Nelson.

Game No. 4 – November 20, 2016
Pauley Pavilion – Los Angeles, Calif.
UCLA 114, Long Beach State 77

LONG BEACH STATE 77

NAME	FG	3FG	FT	R	PF	TP	A	MIN
Levin	3-6	1-2	1-4	9	1	8	2	30
Prince	3-5	0-0	4-5	3	2	10	1	20
Payne	3-8	1-3	0-0	0	3	7	0	15
Griffin	4-8	3-5	0-0	1	0	11	0	15
Bibbins	3-6	2-3	0-0	3	3	8	5	33
Jackson	5-10	0-2	5-7	1	3	15	6	26
Blackwell	4-9	4-6	0-0	0	1	12	1	19
Yussuf	1-3	0-0	0-0	4	1	2	3	11
Riggins	0-0	0-0	0-0	0	0	0	0	4
Shropshire	1-1	0-0	0-0	1	0	2	0	3
Rifkind	0-1	0-1	0-0	0	0	0	0	3
Ogalue	0-0	0-0	0-0	0	0	0	1	3
Moye	0-0	0-0	0-0	1	0	0	0	3
Williams	0-1	0-0	2-4	2	0	2	0	8
Jackson, J.	0-0	0-0	0-0	1	1	0	0	7
TOTALS	27-58	11-22	12-20	28	15	77	19	200

UCLA 114

NAME	FG	3FG	FT	R	PF	TP	A	MIN
Leaf	8-12	1-2	4-5	9	3	21	1	30
Welsh	6-9	0-0	0-0	7	4	12	0	23
Ball	8-11	2-3	2-2	2	1	20	11	31
Hamilton	7-13	4-6	0-0	2	1	18	4	27
Alford	5-8	5-6	0-0	2	1	15	6	32
Holiday	7-10	0-2	2-2	2	2	16	5	25
Wulff, I.	0-0	0-0	0-0	0	0	0	0	3
Goloman	3-5	0-0	2-2	3	2	8	0	18
Smith	2-2	0-0	0-0	0	1	4	0	3
Wulff, A.	0-1	0-1	0-0	0	1	0	0	3
Okwarabizie	0-0	0-0	0-0	2	1	0	0	5
TOTALS	46-71	12-20	10-11	32	17	114	27	200

Halftime Score – UCLA 56, Long Beach State 37. Team Rebounds – UCLA 3, Long Beach State 2. Turnovers – Long Beach State 23, UCLA 11. Technicals – None. Attendance: 8,294. Officials – Mike Scyphers, Tony Padilla, Scott Brown.

Game No. 5 – November 24, 2016
Titan Gym – Fullerton, Calif.
UCLA 99, Portland 77

PORTLAND 77

NAME	FG	3FG	FT	R	PF	TP	A	MIN
Taylor	2-9	1-6	1-2	4	1	6	1	31
Marshall	3-6	2-3	2-2	2	2	10	0	23
Hartwich	0-0	0-0	0-0	6	2	0	0	15
Wintering	5-15	1-2	2-2	6	3	13	2	30
Johnson	9-16	4-7	3-3	2	1	25	4	31
Jackson	2-5	2-3	0-0	1	1	6	1	12
Tyson	5-14	4-11	2-2	4	3	16	0	28
Ferguson	0-0	0-0	0-0	1	1	0	1	7
Barreno	0-3	0-0	0-0	6	3	0	0	14
Smoyer	0-1	0-0	1-2	3	2	1	1	9
TOTALS	26-69	14-32	11-13	37	19	77	10	200

UCLA 99

NAME	FG	3FG	FT	R	PF	TP	A	MIN
Leaf	6-9	1-1	1-1	9	3	14	4	28
Welsh	8-10	0-0	0-0	10	3	16	0	26
Ball	6-9	4-7	2-3	4	2	18	11	27
Hamilton	5-13	4-9	2-2	3	0	16	6	30
Alford	4-10	3-8	2-2	1	3	13	2	34
Holiday	4-9	2-4	4-6	5	2	14	5	26
Goloman	3-6	0-0	1-2	6	2	7	1	17
Smith	0-0	0-0	0-0	0	0	0	0	4
Wulff, A.	0-0	0-0	0-0	0	1	0	0	4
Okwarabizie	0-0	0-0	1-2	0	0	1	0	4
TOTALS	36-66	14-29	13-18	40	156	99	29	200

Halftime Score – UCLA 45, Portland 37. Team Rebounds – Portland 2, UCLA 2. Turnovers – Portland 15, UCLA 11. Technicals – None. Attendance: 3,816. Officials – Tom Eades, Earl Walton, Donnie Eppley.

Game No. 6 – November 25, 2016
Titan Gym – Fullerton, Calif.
UCLA 82, Nebraska 71

NEBRASKA 71

NAME	FG	3FG	FT	R	PF	TP	A	MIN
McVeigh	0-8	0-5	1-2	2	1	1	0	27
Jacobson	3-8	0-2	0-0	6	4	6	0	24
Morrow Jr.	4-6	0-0	0-1	7	1	8	0	25
Webster	8-16	2-3	1-3	7	3	19	7	36
Watson Jr.	10-18	3-7	4-4	3	4	27	3	36
Gill	1-10	1-6	0-0	5	1	3	1	16
Horne	0-1	0-1	0-0	0	1	0	0	7
Taylor	0-1	0-0	0-1	0	0	0	0	8
Roby	1-2	0-0	1-2	1	1	3	0	8
Fuller	0-1	0-0	0-0	0	0	0	0	1
Tshimanga	2-4	0-0	0-0	6	2	4	0	12
TOTALS	29-75	6-24	7-13	42	18	71	11	200

UCLA 82

NAME	FG	3FG	FT	R	PF	TP	A	MIN
Leaf	4-9	3-4	1-2	4	2	12	4	26
Welsh	5-8	0-0	2-2	11	1	12	2	28
Ball	5-9	3-5	0-0	3	5	13	7	30
Hamilton	5-12	3-7	2-2	5	3	15	0	34
Alford	7-14	0-6	4-4	6	1	18	2	35
Holiday	3-6	0-1	0-1	5	2	6	3	29
Anigbogu	1-1	0-0	0-0	2	2	2	1	6
Goloman	2-3	0-0	0-1	4	1	4	2	12
TOTALS	32-62	9-23	9-12	42	17	82	21	200

Game No. 7 – November 27, 2016
Honda Center – Anaheim, Calif.
UCLA 74, Texas A&M 67

TEXAS A&M 67

NAME	FG	3FG	FT	R	PF	TP	A	MIN
Hogg	4-18	0-8	0-0	6	3	8	4	36
Davis	7-13	0-0	2-5	8	2	16	1	27
Trocha-Morelos	4-8	3-6	0-0	9	1	11	1	30
Gilder	6-12	3-6	2-3	5	2	17	3	37
Hampton	1-5	1-2	0-0	1	2	3	2	33
Vila	0-1	0-0	0-2	0	0	0	0	9
Collins	0-0	0-0	0-0	0	0	0	0	1
Miller	0-0	0-0	0-0	0	0	0	0	4
Williams	4-8	0-0	4-5	3	2	12	4	23
TOTALS	26-65	7-22	8-15	36	12	67	15	200

UCLA 74

NAME	FG	3FG	FT	R	PF	TP	A	MIN
Leaf	6-9	1-1	0-1	9	3	13	0	32
Welsh	3-7	0-0	0-0	8	4	6	0	27
Ball	6-14	4-9	0-0	5	1	16	10	36
Hamilton	7-15	3-8	0-0	7	2	17	2	30
Alford	3-7	2-5	5-6	3	1	13	3	32
Holiday	2-3	2-3	1-4	2	0	7	3	23
Anigbogu	1-3	0-0	0-0	2	3	2	0	12
Goloman	0-1	0-0	0-2	1	0	0	1	8
TOTALS	28-59	12-26	6-13	42	14	74	19	200

Halftime Score – UCLA 35, Texas A&M. Team Rebounds – UCLA 5, Texas A&M 3. Turnovers – UCLA 15, Texas A&M 12. Technicals – None. Attendance: 4,221. Officials – Tom Eades, Ted Valentine, Tony Padilla.

UCLA wins the 2016 Wooden Legacy.

PARKER'S DOUBLE-DOUBLE LIFTS UCLA
Bruins defeat UC Riverside with strong second half

Tony Parker had a double-double with 16 points and a career-high 16 rebounds to help lift UCLA past UC Riverside, 77-66, on Dec. 10, 2014, in Pauley Pavilion.

Norman Powell finished with a game-high 20 points for UCLA, which improved its record to 8-2 overall (and to 7-0 in home games).

UCLA registered its fourth consecutive win before a pivotal non-conference showdown against No. 9 Gonzaga.

"We have a nationally-ranked top 10 team coming in Saturday, and our guys waited a long time to play a ranked opponent," Bruins' head coach Steve Alford said after the win against UC Riverside. "We've got them in our building, so we've got to play well."

Against visiting UC Riverside, the Bruins trailed throughout the first half. The Highlanders entered halftime with a 34-28 advantage before Powell helped UCLA come roaring back.

Powell, a senior guard from San Diego, ignited UCLA's offense, scoring seven of the team's first nine points after the break to reduce UC Riverside's cushion to one points (38-37). Bryce Alford nailed a 3-pointer with 16:01 to play, giving UCLA a 42-41 lead, the Bruins' first advantage since leading 2-0 in the opening minute.

"We didn't play particularly well in the first half, and I thought in the second half we played with a little more toughness and a little more energy," Coach Alford said. "Lessons learned – we have got to that for 40 minutes."

Bryce Alford had 16 points and eight assists, while Kevon Looney logged his seventh double-double in 10 games (12 points, 11 rebounds).

LAST TIME VS. UC RIVERSIDE

Dec. 10, 2014 – Pauley Pavilion

UC RIVERSIDE 66

NAME	FG	3FG	FT	R	TP	MIN
Taylor Johns	5-13	0-0	3-5	8	13	30
Steven Thornton	4-13	3-10	4-4	3	15	33
Alex Larsson	1-2	0-0	1-1	7	3	16
Jaylen Bland	4-17	3-13	1-1	5	12	36
Steven Jones	4-6	3-4	0-0	1	11	30
Nick Gruninger	3-9	2-5	2-2	2	10	22
Charles Standifer	1-6	0-2	0-2	2	2	13
Robert Bozeman	0-1	0-0	0-0	1	0	15
Brian Wright	0-0	0-0	0-0	0	0	0+
Colin Gruber	0-1	0-1	0-0	2	0	5
TOTALS	22-68	11-35	11-15	33	66	200

UCLA 77

NAME	FG	3FG	FT	R	TP	MIN
Kevon Looney	3-7	0-1	6-10	11	12	33
Tony Parker	6-9	0-0	4-5	16	16	32
Norman Powell	8-11	2-3	2-3	1	20	37
Isaac Hamilton	3-8	2-6	3-4	3	11	37
Bryce Alford	4-11	2-6	6-8	3	16	36
Wanaah Bail	0-0	0-0	0-0	0	0	2
G.G. Goloman	0-0	0-0	0-0	0	0	5
Noah Allen	0-0	0-0	0-0	1	0	10
Thomas Welsh	1-1	0-0	0-0	3	2	8
TOTALS	25-47	6-16	21-30	40	77	200

Halftime Score – UC Riverside 36, UCLA 28. Team Rebounds – UCLA 2, UC Riverside 2. Turnovers – UCLA 16, UC Riverside 8. Technicals – None. Attendance: 5,450. Officials – Verne Harris, Mark Whitehead, Tony Padilla.

UCLA REGISTERS 87-77 VICTORY OVER NO. 1 KENTUCKY IN PAULEY PAVILION

Thomas Welsh finished with 21 points, 11 rebounds in the Bruins' 10-point win

UCLA shot 53 percent from the field and held top-ranked Kentucky to a 38 percent shooting performance in an 87-77 victory in front of 12,202 fans in Pauley Pavilion.

Thomas Welsh led five UCLA players in double figures with game-highs of 21 points and 11 rebounds. Also scoring in double figures were Bryce Alford and Isaac Hamilton with 15 each, Tony Parker with 11, and Aaron Holiday with 10. Isaiah Briscoe led Kentucky with a career-high 20 points.

"I'm really proud of our guys," said UCLA head coach Steve Alford. "Obviously, we have a few freshmen who weren't a part of last year's game, but we have a lot of veterans here who were. When you go through what we had to go through last year playing Kentucky, it would have been real easy to show up and play tentative. We led this game for a lot of the 40 minutes and did it against this Kentucky team. For our guys to fight the way we fought against the number one team in the country was great."

It was a game pitting the two most storied programs in NCAA men's basketball history – the 11-time NCAA champion Bruins and the eight-time NCAA champion Wildcats in Kentucky's first-ever appearance at Pauley Pavilion. The gold-clad Bruin fans hardly rolled out the red carpet, providing a raucous home crowd advantage for the Bruins, who took the lead at 4-2 and never looked back.

The Bruins never trailed after the 18:10 mark in the first half. Tony Parker's layup broke a 2-2 tie and UCLA was ahead of Kentucky for the remaining 38 minutes and 10 seconds.

The closest Kentucky got was 22-21 with 7:59 to play in the first half, but the Bruins went on a 12-2 run to extend the lead to 34-23 with 3:25 remaining and went into the locker room at halftime up 37-29.

UCLA kept the pressure going in the second half and held a double-digit lead from the 17 minute mark until the one minute mark, peaking with a monster dunk by Prince Ali and free throw that gave UCLA a 15-point lead with 9:55 to play.

A three-pointer by Jamal Murray with 1:09 to play cut the Bruins' lead to nine points, but three free throws by Hamilton and four missed three pointers by the Wildcats secured the win for UCLA, who improved to 5-3. Kentucky recorded its first loss of the year and dropped to 7-1.

The victory was the Bruins' first over a No. 1-ranked team since a 96-89 overtime win over Arizona at Staples Center in the Pac-10 Tournament on March 13, 2003.

"I couldn't be more happy and proud of this group of young men," Steve Alford said. "I think we're going to build a lot of confidence and trust out of this; it was a great night for us."

LAST SEASON VS. KENTUCKY

Dec. 3, 2015 – Pauley Pavilion

KENTUCKY 77

NAME	FG	3FG	FT	R	TP	MIN
Marcus Lee	1-1	0-0	0-0	2	2	4
Skal Labissiere	2-3	0-0	2-2	1	6	16
Tyler Ulis	2-12	1-5	4-4	2	9	38
Isaiah Briscoe	7-10	1-2	5-8	2	20	27
Jamal Murray	5-16	5-11	2-3	5	17	35
Charles Matthews	1-4	0-1	0-0	3	2	14
Isaac Humphries	1-2	0-0	2-4	6	4	27
Alex Poythress	1-6	0-1	2-2	5	4	17
Dominique Hawkins	1-3	0-1	0-0	3	2	8
Derek Willis	4-9	1-4	2-2	6	11	14
TOTALS	25-66	8-25	19-25	37	77	200

UCLA 87

NAME	FG	3FG	FT	R	TP	MIN
Tony Parker	3-5	0-0	5-7	3	11	26
Thomas Welsh	8-11	0-0	5-6	11	21	36
Aaron Holiday	3-6	2-2	2-2	8	10	33
Isaac Hamilton	4-11	1-2	6-8	3	15	35
Bryce Alford	5-13	2-5	3-4	5	15	37
Prince Ali	3-4	0-1	2-4	3	8	12
Jonah Bolden	2-3	0-1	3-3	3	7	21
TOTALS	28-53	5-11	26-34	38	87	200

Halftime Score – UCLA 37, Kentucky 29. Team Rebounds – Kentucky 2, UCLA 2. Turnovers – UCLA 10, Kentucky 8. Technicals – None. Attendance: 12,202. Officials – Verne Harris, Randy McCall, David Hall.

BRYCE ALFORD (20)
SENIOR – G – 6-3, 185 – Albuquerque, N.M. (La Cueva HS)

SEASON/CAREER BEST PERFORMANCES

Category	Season High	Career High
Points	30 vs. Pacific (11/11/16)	31 vs. Oregon (2/27/14)
Rebounds	6 vs. Nebraska (11/25/16)	7 vs. USC (3/12/15)
Assists	6 vs. Long Beach State (11/20/16)	13 vs. Nicholls State (11/20/14)
Steals	4 vs. Long Beach State (11/20/16)	5 at Missouri (12/7/13)
Blocks	1 vs. Portland (11/24/16)	1 (6 times), last vs. Portland (11/24/16)
Minutes	36 vs. San Diego (11/17/16)	49 vs. Oregon (2/27/14)
FG Made	9 vs. Pacific (11/11/16)	10 vs. Louisiana-Lafayette (12/15/15)
FG Att.	14 vs. Nebraska (11/25/16)	21 at Washington (1/1/16)
3PFG Made	6 vs. Pacific (11/11/16)	9 vs. SMU (3/21/15)
3PFG Att.	9 vs. Pacific (11/11/16)	13 at Oregon State (1/22/15)
FT Made	8 vs. CSUN (11/13/16)	17 at Washington (1/1/16)
FT Att.	8 vs. CSUN (11/13/16)	18 at Washington (1/1/16)

KEY NOTES ON BRYCE ALFORD

- Has averaged 17.0 points per game, the second-highest scoring average on the team, and has made 30 of 32 free throw attempts (93.8 percent)
- Currently ranks 21st on UCLA's all-time scoring list (1,483 points in 112 career games) ... has averaged 13.2 points per game in his UCLA career
- Last season, scored a season-high 30 points in UCLA's 96-93 double overtime loss at Washington (Jan. 1, 2016), making 17 of 18 free throw attempts
- Has scored in double figures in 75 career games, including 65 of UCLA's last 75 contests – since the start of his sophomore year (2014-15)

BRYCE ALFORD'S 2016-17 GAME-BY-GAME STATISTICS

Opponent	Date	gs	min	Total		3-Pointers		Free throws		Rebounds											
				fg-fga	pct	3fg-fga	pct	ft-fga	pct	off	def	tot	avg	pf	a	t/o	blk	stl	pts	avg	
PACIFIC	11/11/16	*	32	9-13	.692	6-9	.667	6-7	.857	1	1	2	2.0	3	1	2	0	2	30	30.0	
CSUN	11/13/16	*	34	5-13	.385	2-4	.500	8-8	1.000	0	0	0	1.0	2	3	2	0	1	20	25.0	
SAN DIEGO	11/17/16	*	36	2-8	.250	1-5	.200	5-5	1.000	0	3	3	1.7	1	3	1	0	0	10	20.0	
LONG BEACH STATE	11/20/16	*	32	5-8	.625	5-6	.833	0-0	.000	0	2	2	1.8	1	6	2	0	4	15	18.8	
vs Portland	11/24/16	*	34	4-10	.400	3-8	.375	2-2	1.000	0	1	1	1.6	3	2	0	1	1	13	17.6	
vs Nebraska	11/25/16	*	35	7-14	.500	0-6	.000	4-4	1.000	2	4	6	2.3	1	2	0	0	0	18	17.7	
vs Texas A&M	11/27/16	*	32	3-7	.429	2-5	.400	5-6	.833	1	2	3	2.4	1	3	0	0	2	13	17.0	
Totals		7	235	35-73	.479	19-43	.442	30-32	.938	4	13	17	2.4	12	20	7	1	10	119	17.0	

BRYCE ALFORD'S CAREER STATISTICS

Season	gp-gs	min/avg	Total		3-Point		F-Throws		Rebounds										Scoring	
			fg-fga	pct	fg-fga	pct	ft-fa	pct	off	def	tot	avg	pf	fo	ast	to	blk	stl	pts	avg
2013-14	37-1	855/23.1	83-216	.384	47-122	.385	82-102	.804	4	61	65	1.8	45	0	102	48	4	30	295	8.0
2014-15	36-36	1307/36.3	171-432	.396	93-238	.391	119-142	.838	6	108	114	3.2	54	1	176	89	1	34	554	15.4
2015-16	32-32	1160/36.2	157-408	.385	73-199	.367	128-154	.831	9	113	122	3.8	41	0	167	63	0	23	515	16.1
2016-17	7-7	235/33.6	35-73	.479	19-43	.442	30-32	.938	4	13	17	2.4	12	0	20	7	1	10	119	17.0
TOTAL	112-76	3557/31.8	446-1129	.395	232-602	.385	359-430	.835	23	295	318	2.8	152	1	465	207	6	97	1483	13.2

PRINCE ALI (23)
SOPHOMORE – G – 6-3, 190 – The Bronx, N.Y. (The Sagmont School [FL])

SEASON/CAREER BEST PERFORMANCES

Category	Season High	Career High
Points	---	12 (twice), last at Arizona State (2/4/16)
Rebounds	---	5 vs. Long Beach State (12/6/15)
Assists	---	2 (3 times), last vs. Utah (2/18/16)
Steals	---	2 (twice), last vs. Colorado (2/20/16)
Blocks	---	1 (3 times), last at Arizona State (2/14/16)
Minutes	---	22 at Arizona State (2/14/16)
FG Made	---	4 (4 times), last at Arizona State (2/14/16)
FG Att.	---	9 vs. CSUN (11/29/15)
3PFG Made	---	2 (3 times), last at Arizona State (2/14/16)
3PFG Att.	---	4 (twice), last vs. CSUN (11/29/15)
FT Made	---	7 vs. Pepperdine (11/19/15)
FT Att.	---	7 vs. Pepperdine (11/19/15)

KEY NOTES ON PRINCE ALI

- Underwent surgery to repair a torn meniscus (right knee) on July 15, 2016 ... could return by late December 2016
- Played in 29 of UCLA's 32 games during the 2015-16 season (3.9 ppg, 1.1 rpg, 11.8 mpg)
- Scored in double figures in three games during his freshman campaign

PRINCE ALI'S CAREER STATISTICS

Season	Yr.	G-GS	MIN	MPG	FG-FGA	PCT	3FG-A	PCT	FT-FTA	PCT	OR	DR	TOT	RPG	PF-DQ	A	TO	BS	S	PTS	PPG
2015-16	FR	29-0	342	11.8	40-103	.388	12-40	.300	21-37	.568	5	26	31	1.1	36-0	11	23	3	11	113	3.9
CAREER		29-0	342	11.8	40-103	.388	12-40	.300	21-37	.568	5	26	31	1.1	36-0	11	23	3	11	113	3.9

IKE ANIGBOGU (13)
FRESHMAN – F/C – 6-10, 250 – Corona, Calif. (Centennial HS)

SEASON/CAREER BEST PERFORMANCES

Category	Season High	Career High
Points	2 (twice), last vs. Texas A&M (11/27/16)	2 (twice), last vs. Texas A&M (11/27/16)
Rebounds	2 (twice), last vs. Texas A&M (11/27/16)	2 (twice), last vs. Texas A&M (11/27/16)
Assists	1 vs. Nebraska (11/25/16)	1 vs. Nebraska (11/25/16)
Steals	---	---
Blocks	2 (twice), last vs. Texas A&M (11/27/16)	2 (twice), last vs. Texas A&M (11/27/16)
Minutes	12 vs. Texas A&M (11/27/16)	12 vs. Texas A&M (11/27/16)
FG Made	1 (twice), last vs. Texas A&M (11/27/16)	1 (twice), last vs. Texas A&M (11/27/16)
FG Att.	3 vs. Texas A&M (11/27/16)	3 vs. Texas A&M (11/27/16)
3PFG Made	---	---
3PFG Att.	---	---
FT Made	---	---
FT Att.	---	---

KEY NOTES ON IKE ANIGBOGU

- Made his collegiate debut in the Bruins' 82-71 victory over Nebraska (Nov. 25), totaling two points, two rebounds and two blocks in six minutes
- Had arthroscopic surgery on his right knee on Oct. 25, 2016, and missed the first four weeks of the regular season
- During the team's three-game trip to Australia (Aug. 21-31), averaged 10.7 points and 6.3 rebounds per game

IKE ANIGBOGU'S 2016-17 GAME-BY-GAME STATISTICS

Opponent	Date	gs	min	Total		3-Pointers		Free throws		Rebounds				pf	a	t/o	blk	stl	pts	avg
				fg-fga	pct	3fg-fga	pct	ft-fta	pct	off	def	tot	avg							
PACIFIC	11/11/16		dnp	-	-	-	-	-	-	-	-	-	-	-	-	-	-	-	-	-
CSUN	11/13/16		dnp	-	-	-	-	-	-	-	-	-	-	-	-	-	-	-	-	-
SAN DIEGO	11/17/16		dnp	-	-	-	-	-	-	-	-	-	-	-	-	-	-	-	-	-
LONG BEACH STATE	11/20/16		dnp	-	-	-	-	-	-	-	-	-	-	-	-	-	-	-	-	-
vs Portland	11/24/16		dnp	-	-	-	-	-	-	-	-	-	-	-	-	-	-	-	-	-
vs Nebraska	11/25/16	6		1-1	1.000	0-0	.000	0-0	.000	0	2	2	2.0	2	1	1	2	0	2	2.0
vs Texas A&M	11/27/16	12		1-3	.333	0-0	.000	0-0	.000	1	1	2	2.0	3	0	1	2	0	2	2.0
Totals		0	18	2-4	.500	0-0	.000	0-0	.000	1	3	4	2.0	5	1	2	4	0	4	2.0

IKE ANIGBOGU'S CAREER STATISTICS

Season	gp-gs	min/avg	Total		3-Point		F-Throws		Rebounds										Scoring	
			fg-fga	pct	fg-fga	pct	ft-fta	pct	off	def	tot	avg	pf	fo	ast	to	blk	stl	pts	avg
2016-17	2-0	18/9.0	2-4	.500	0-0	.000	0-0	.000	1	3	4	2.0	5	0	1	2	4	0	4	2.0
TOTAL	2-0	18/9.0	2-4	.500	0-0	.000	0-0	.000	1	3	4	2.0	5	0	1	2	4	0	4	2.0

LONZO BALL (2)
FRESHMAN – G – 6-6, 190 – Chino Hills, Calif. (Chino Hills HS)

SEASON/CAREER BEST PERFORMANCES

Category	Season High	Career High
Points	20 vs. Long Beach State (11/20/16)	20 vs. Long Beach State (11/20/16)
Rebounds	8 (twice), last vs. CSUN (11/13/16)	8 (twice), last vs. CSUN (11/13/16)
Assists	11 (3 times), last vs. Portland (11/24/16)	11 (3 times), last vs. Portland (11/24/16)
Steals	2 (3 times), last vs. Portland (11/24/16)	2 (3 times), last vs. Portland (11/24/16)
Blocks	3 vs. Texas A&M (11/27/16)	3 vs. Texas A&M (11/27/16)
Minutes	38 (twice), last vs. San Diego (11/17/16)	38 (twice), last vs. San Diego (11/17/16)
FG Made	8 vs. Long Beach State (11/20/16)	8 vs. Long Beach State (11/20/16)
FG Att.	14 vs. Texas A&M (11/27/16)	14 vs. Texas A&M (11/27/16)
3PFG Made	4 (twice), last vs. Texas A&M (11/27/16)	4 (twice), last vs. Texas A&M (11/27/16)
3PFG Att.	9 vs. Texas A&M (11/27/16)	9 vs. Texas A&M (11/27/16)
FT Made	4 (3 times), last vs. San Diego (11/17/16)	4 (3 times), last vs. San Diego (11/17/16)
FT Att.	6 (twice), last vs. San Diego (11/17/16)	6 (twice), last vs. San Diego (11/17/16)

KEY NOTES ON LONZO BALL

- Has averaged 16.0 points, a nation-leading 9.1 assists and 5.3 rebounds per game through UCLA's first seven contests
- Earned Wooden Legacy tournament MVP honors after having averaged 15.7 points, 9.3 assists and 4.0 rebounds in three contests
- Became UCLA's first player to record a point-assist double-double in his debut as a freshman (19 points, 11 assists and eight rebounds versus Pacific, Nov. 11)
- Has registered four point-assist double-doubles in his first seven collegiate games, logging 11 assists in three contests

LONZO BALL'S 2016-17 GAME-BY-GAME STATISTICS

Opponent	Date	gs	min	Total		3-Pointers		Free throws		Rebounds				pf	a	t/o	blk	stl	pts	avg
				fg-fga	pct	3fg-fga	pct	ft-fta	pct	off	def	tot	avg							
PACIFIC	11/11/16	*	34	6-8	.750	3-4	.750	4-5	.800	0	8	8	8.0	2	11	1	0	2	19	19.0
CSUN	11/13/16	*	38	4-6	.667	1-3	.333	4-6	.667	3	5	8	8.0	2	6	5	0	2	13	16.0
SAN DIEGO	11/17/16	*	38	4-11	.364	1-6	.167	4-6	.667	1	6	7	7.7	0	8	1	2	1	13	15.0
LONG BEACH STATE	11/20/16	*	31	8-11	.727	2-3	.667	2-2	1.000	0	2	2	6.3	1	11	2	0	1	20	16.3
vs Portland	11/24/16	*	27	6-9	.667	4-7	.571	2-3	.667	0	4	4	5.8	2	11	2	0	2	18	16.6
vs Nebraska	11/25/16	*	30	5-9	.556	3-5	.600	0-0	.000	1	2	3	5.3	5	7	1	1	0	13	16.0
vs Texas A&M	11/27/16	*	36	6-14	.429	4-9	.444	0-0	.000	1	4	5	5.3	1	10	5	3	1	16	16.0
Totals		7	234	39-68	.574	18-37	.486	16-22	.727	6	31	37	5.3	13	64	17	6	9	112	16.0

LONZO BALL'S CAREER STATISTICS

			Total		3-Point		F-Throws		Rebounds											Scoring	
Season	gp-gs	min/avg	fg-fga	pct	fg-fga	pct	ft-fta	pct	off	def	tot	avg	pf	fo	ast	to	blk	stl	pts	avg	
2016-17	7-7	234/33.4	39-68	.574	18-37	.486	16-22	.727	6	31	37	5.3	13	1	64	17	6	9	112	16.0	
TOTAL	7-7	234/33.4	39-68	.574	18-37	.486	16-22	.727	6	31	37	5.3	13	1	64	17	6	9	112	16.0	

ARMANI DODSON (5)
FRESHMAN – G – 6-5, 190 – Fontana, Calif. (Kaiser HS)

SEASON/CAREER BEST PERFORMANCES

Category	Season High	Career High
Points	---	---
Rebounds	---	---
Assists	---	---
Steals	---	---
Blocks	---	---
Minutes	---	---
FG Made	---	---
FG Att.	---	---
3PFG Made	---	---
3PFG Att.	---	---
FT Made	---	---
FT Att.	---	---

KEY NOTES ON ARMANI DODSON

- Currently sidelined with a right shoulder injury (sustained in early November) and could return to practice by mid-December
- Enters his freshman season after a strong career playing varsity basketball and football at Kaiser High School in Fontana, Calif.
- As a senior at Kaiser HS, secured first-team All-CIF Southern Section honors, averaging 16.0 ppg, 10.5 rpg, 3.8 apg and 1.5 spg

GYÖRGY “G.G.” GOLOMAN (14)
JUNIOR – F – 6-11, 215 – Körmend, Hungary (The Sagemont School [FL])

SEASON/CAREER BEST PERFORMANCES

Category	Season High	Career High
Points	12 vs. CSUN (11/13/16)	12 vs. CSUN (11/13/16)
Rebounds	8 vs. CSUN (11/13/16)	8 vs. CSUN (11/13/16)
Assists	2 (twice), last vs. Nebraska (11/25/16)	3 (twice), last vs. USC (3/12/15)
Steals	1 (twice), last vs. Nebraska (11/25/16)	4 at Oregon State (1/22/15)
Blocks	3 vs. CSUN (11/13/16)	3 vs. CSUN (11/13/16)
Minutes	18 vs. Long Beach State (11/20/16)	28 vs. USC (3/12/15)
FG Made	5 vs. CSUN (11/13/16)	5 vs. CSUN (11/13/16)
FG Att.	7 vs. CSUN (11/13/16)	7 (twice), last vs. CSUN (11/13/16)
3PFG Made	---	2 vs. USC (3/12/15)
3PFG Att.	1 vs. CSUN (11/13/16)	3 (twice), last vs. USC (3/12/15)
FT Made	2 (3 times), last vs. Long Beach State (11/20/16)	2 (4 times), last vs. Long Beach State (11/20/16)
FT Att.	4 vs. CSUN (11/13/16)	4 (twice), last vs. CSUN (11/13/16)

KEY NOTES ON GYÖRGY “G.G.” GOLOMAN

- Recorded a pair of career highs in the win over CSUN (Nov. 13) with 12 points, eight rebounds and three blocks
- Has averaged 5.5 points and 3.7 rebounds per game through UCLA’s first seven contests
- Missed the first 17 games of his sophomore season (2015-16) with a stress fracture below in his right leg (below his knee)

GYÖRGY “G.G.” GOLOMAN'S 2016-17 GAME-BY-GAME STATISTICS

Opponent	Date	gs	min	Total		3-Pointers		Free throws		Rebounds				pf	a	t/o	blk	stl	pts	avg
				fg-fga	pct	3fg-fga	pct	ft-fta	pct	off	def	tot	avg							
PACIFIC	11/11/16		6	1-1	1.000	0-0	.000	2-3	.667	2	1	3	3.0	5	0	2	0	0	4	4.0
CSUN	11/13/16		15	5-7	.714	0-1	.000	2-4	.500	3	5	8	5.5	3	2	1	3	1	12	8.0
SAN DIEGO	11/17/16		14	2-3	.667	0-0	.000	0-0	.000	0	1	1	4.0	4	1	2	1	0	4	6.7
LONG BEACH STATE	11/20/16		18	3-5	.600	0-0	.000	2-2	1.000	0	3	3	3.8	2	0	1	0	0	8	7.0
vs Portland	11/24/16		17	3-6	.500	0-0	.000	1-2	.500	1	5	6	4.2	2	1	1	1	0	7	7.0
vs Nebraska	11/25/16		12	2-3	.667	0-0	.000	0-1	.000	2	2	4	4.2	1	2	1	2	1	4	6.5
vs Texas A&M	11/27/16		8	0-1	.000	0-0	.000	0-2	.000	0	1	1	3.7	0	1	0	0	0	0	5.6
Totals		0	90	16-26	.615	0-1	.000	7-14	.500	8	18	26	3.7	17	7	8	7	2	39	5.6

GYÖRGY “G.G.” GOLOMAN'S CAREER STATISTICS

Season	gp-gs	min/avg	Total		3-Point		F-Throws		Rebounds				pf	fo	ast	to	blk	stl	Scoring	
			fg-fga	pct	fg-fga	pct	ft-fta	pct	off	def	tot	avg							pts	avg
2014-15	35-0	377/10.8	19-42	.452	6-12	.500	2-9	.222	8	45	53	1.5	63	0	20	18	10	15	46	1.3
2015-16	15-0	181/12.1	11-33	.333	2-9	.222	6-16	.375	18	23	41	2.7	34	1	4	10	6	5	30	2.0
2016-17	7-0	90/12.9	16-26	.615	0-1	.000	7-14	.500	8	18	26	3.7	17	1	7	8	7	2	39	5.6
TOTAL	57-0	648/11.4	46-101	.455	8-22	.364	15-39	.385	34	86	120	2.1	114	2	31	36	23	22	115	2.0

ISAAC HAMILTON (10)
SENIOR – G – 6-5, 195 – Los Angeles, Calif. (St. John Bosco HS)

SEASON/CAREER BEST PERFORMANCES

Category	Season High	Career High
Points	22 vs. CSUN (11/13/16)	36 vs. USC (3/12/15)
Rebounds	7 vs. Texas A&M (11/27/16)	11 vs. McNeese State (12/22/15)
Assists	7 vs. Pacific (11/11/16)	10 vs. Washington (2/25/15)
Steals	2 vs. Portland (11/24/16)	4 (twice), last vs. McNeese State (12/22/15)
Blocks	1 vs. Texas A&M (11/27/16)	1 (7 times), last vs. Texas A&M (11/27/16)
Minutes	34 (twice), last vs. Nebraska (11/25/16)	43 (twice), last at Washington (1/1/16)
FG Made	9 vs. CSUN (11/13/16)	13 vs. USC (3/12/15)
FG Att.	15 vs. Texas A&M (11/27/16)	23 vs. Oregon State (3/5/16)
3PFG Made	4 (twice), last vs. Portland (11/24/16)	7 vs. USC (3/12/15)
3PFG Att.	9 vs. Portland (11/24/16)	13 vs. Oregon State (3/5/16)
FT Made	3 vs. CSUN (11/13/16)	6 (twice), last vs. Arizona State (1/9/16)
FT Att.	4 vs. CSUN (11/13/16)	8 vs. Kentucky (12/3/15)

KEY NOTES ON ISAAC HAMILTON

- Has totaled 1036 career points in just over two seasons at UCLA, having crossed the 1,000 point mark during the Bruins' 99-77 win over Portland (Nov. 24)
- Has scored in double figures in all seven games this season, scoring a season-high 22 points in the Bruins' win over CSUN (Nov. 13)
- Entered the 2016-17 season as the Pac-12 Conference's leading returning scorer from one year ago (16.8 ppg last year)
- Has shot 50.0 percent from the field in UCLA's seven games, making 45 of 90 total shot attempts

ISAAC HAMILTON'S 2016-17 GAME-BY-GAME STATISTICS

Opponent	Date	gs	min	Total		3-Pointers		Free throws		Rebounds				pf	a	t/o	blk	stl	pts	avg
				fg-fga	pct	3fg-fga	pct	ft-fta	pct	off	def	tot	avg							
PACIFIC	11/11/16	*	29	7-12	.583	3-7	.429	0-0	.000	0	1	1	1.0	3	8	3	0	1	17	17.0
CSUN	11/13/16	*	34	9-14	.643	1-4	.250	3-4	.750	1	2	3	2.0	4	1	3	0	0	22	19.5
SAN DIEGO	11/17/16	*	29	5-11	.455	1-6	.167	1-2	.500	0	3	3	2.3	2	6	1	0	1	12	17.0
LONG BEACH STATE	11/20/16	*	27	7-13	.538	4-6	.667	0-0	.000	0	2	2	2.3	1	4	1	0	1	18	17.3
vs Portland	11/24/16	*	30	5-13	.385	4-9	.444	2-2	1.000	0	3	3	2.4	0	6	4	0	2	16	17.0
vs Nebraska	11/25/16	*	34	5-12	.417	3-7	.429	2-2	1.000	1	4	5	2.8	3	0	4	0	0	15	16.7
vs Texas A&M	11/27/16	*	30	7-15	.467	3-8	.375	0-0	.000	1	6	7	3.4	2	2	3	1	1	17	16.7
Totals		7	213	45-90	.500	19-47	.404	8-10	.800	3	21	24	3.4	15	27	19	1	6	117	16.7

ISAAC HAMILTON'S CAREER STATISTICS

			Total		3-Point		F-Throws		Rebounds											Scoring	
Season	gp-gs	min/avg	fg-fga	pct	fg-fga	pct	ft-fta	pct	off	def	tot	avg	pf	fo	ast	to	blk	stl	pts	avg	
2014-15	36-36	1222/33.9	139-340	.409	59-152	.388	44-64	.688	38	84	122	3.4	83	1	116	83	6	32	381	10.6	
2015-16	32-32	1128/35.2	206-436	.472	60-159	.377	66-82	.805	31	104	135	4.2	69	1	106	76	2	33	538	16.8	
2016-17	7-7	213/30.4	45-90	.500	19-47	.404	8-10	.800	3	21	24	3.4	15	0	27	19	1	6	117	16.7	
TOTAL	75-75	2563/34.2	390-866	.450	138-358	.385	118-156	.756	72	209	281	3.7	167	2	249	178	9	71	1036	13.8	

AARON HOLIDAY (3)
SOPHOMORE – G – 6-1, 185 – Chatsworth, Calif. (Campbell Hall HS)

SEASON/CAREER BEST PERFORMANCES

Category	Season High	Career High
Points	18 vs. Pacific (11/11/16)	19 at Oregon (1/23/16)
Rebounds	5 (twice), last vs. Nebraska (11/25/16)	8 vs. Kentucky (12/3/15)
Assists	5 (4 times), last vs. Nebraska (11/25/16)	7 (4 times) .ast vs. Colorado (2/20/16)
Steals	2 vs. Long Beach State (11/20/16)	5 vs. Cal Poly (11/15/15)
Blocks	---	3 vs. McNeese State (12/22/15)
Minutes	29 (twice), last vs. Nebraska (11/25/16)	36 vs. Pepperdine (11/19/15)
FG Made	7 vs. Long Beach State (11/20/16)	7 (twice), last vs. Long Beach State (11/20/16)
FG Att.	10 (twice), last vs. Long Beach State (11/20/16)	15 at Washington State (1/3/16)
3PFG Made	4 vs. Pacific (11/11/16)	4 vs. Pacific (11/11/16)
3PFG Att.	5 vs. Pacific (11/11/16)	6 vs. Monmouth (11/13/15)
FT Made	6 vs. CSUN (11/13/16)	8 vs. UNLV (11/23/15)
FT Att.	7 vs. CSUN (11/13/16)	9 vs. Washington (1/28/16)

KEY NOTES ON AARON HOLIDAY

- Through seven games this season, has averaged 12.1 points, 3.7 rebounds and 4.0 assists per game
- Scored a season-high 18 points in the team's season-opening win against Pacific, connecting on 6 of 10 shots from the field
- Has shot 52.7 percent from the field and 50 percent from beyond the 3-point arc (11 for 22)
- Has scored in double figures in 25 of his 38 collegiate games, including five of the Bruins' seven games this season

AARON HOLIDAY'S 2016-17 GAME-BY-GAME STATISTICS

Opponent	Date	gs	min	Total		3-Pointers		Free throws		Rebounds				pf	a	t/o	blk	stl	pts	avg
				fg-fga	pct	3fg-fga	pct	ft-fta	pct	off	def	tot	avg							
PACIFIC	11/11/16		24	6-10	.600	4-5	.800	2-2	1.000	1	2	3	3.0	5	5	0	0	1	18	18.0
CSUN	11/13/16		29	3-9	.333	1-3	.333	6-7	.857	1	3	4	3.5	3	5	4	0	0	13	15.5
SAN DIEGO	11/17/16		27	4-8	.500	2-4	.500	1-1	1.000	0	5	5	4.0	1	2	3	0	1	11	14.0
LONG BEACH STATE	11/20/16		25	7-10	.700	0-2	.000	2-2	1.000	0	2	2	3.5	2	5	2	0	2	16	14.5
vs Portland	11/24/16		26	4-9	.444	2-4	.500	4-6	.667	1	4	5	3.8	2	5	1	0	1	14	14.4
vs Nebraska	11/25/16		29	3-6	.500	0-1	.000	0-1	.000	0	5	5	4.0	2	3	1	0	0	6	13.0
vs Texas A&M	11/27/16		23	2-3	.667	2-3	.667	1-4	.250	0	2	2	3.7	0	3	4	0	1	7	12.1
Totals		0	183	29-55	.527	11-22	.500	16-23	.696	3	23	26	3.7	15	28	15	0	6	85	12.1

AARON HOLIDAY'S CAREER STATISTICS

Season	gp-gs	min/avg	Total		3-Point		F-Throws		Rebounds				pf	fo	ast	to	blk	stl	Scoring	
			fg-fga	pct	fg-fga	pct	ft-fta	pct	off	def	tot	avg							pts	avg
2015-16	32-32	1013/31.7	114-289	.394	39-93	.419	64-88	.727	19	77	96	3.0	103	7	127	92	8	45	331	10.3
2016-17	7-0	183/26.1	29-55	.527	11-22	.500	16-23	.696	3	23	26	3.7	15	1	28	15	0	6	85	12.1
TOTAL	39-32	1196/30.7	143-344	.416	50-115	.435	80-111	.721	22	100	122	3.1	118	8	155	107	8	51	416	10.7

TJ LEAF (22)
FRESHMAN – F – 6-10, 225 – El Cajon, Calif. (Foothills Christian HS)

SEASON/CAREER BEST PERFORMANCES

Category	Season High	Career High
Points	26 vs. San Diego (11/17/16)	26 vs. San Diego (11/17/16)
Rebounds	15 vs. Pacific (11/11/16)	15 vs. Pacific (11/11/16)
Assists	4 (4 times), last vs. Nebraska (11/25/16)	4 (4 times), last vs. Nebraska (11/25/16)
Steals	1 (4 times), last vs. Texas A&M (11/27/16)	1 (4 times), last vs. Texas A&M (11/27/16)
Blocks	2 (3 times), last vs. Nebraska (11/25/16)	2 (3 times), last vs. Nebraska (11/25/16)
Minutes	37 vs. Pacific (11/11/16)	37 vs. Pacific (11/11/16)
FG Made	11 vs. San Diego (11/17/16)	11 vs. San Diego (11/17/16)
FG Att.	13 (twice), last vs. San Diego (11/17/16)	13 (twice), last vs. San Diego (11/17/16)
3PFG Made	3 vs. Nebraska (11/25/16)	3 vs. Nebraska (11/25/16)
3PFG Att.	5 vs. Pacific (11/11/16)	5 vs. Pacific (11/11/16)
FT Made	4 (3 times), last vs. Long Beach State (11/20/16)	4 (3 times), last vs. Long Beach State (11/20/16)
FT Att.	6 vs. CSUN (11/13/16)	6 vs. CSUN (11/13/16)

KEY NOTES ON TJ LEAF

- Has averaged 17.1 points, 8.9 rebounds and 2.6 assists per game through his first seven collegiate games
- Registered two double-doubles in his first three games, including a 22-point and 15-rebound effort in UCLA's season opener (Nov. 11)
- Ranks second among all Pac-12 players in overall field goal percentage (67.6, 48 of 71)
- Has shot 53.3 percent from beyond the 3-point arc (8 for 15) and has made 5 of his last 6 attempts from long range

TJ LEAF'S 2016-17 GAME-BY-GAME STATISTICS

Opponent	Date	gs	min	Total		3-Pointers		Free throws		Rebounds				pf	a	t/o	blk	stl	pts	avg	
				fg-fga	pct	3fg-fga	pct	ft-fga	pct	off	def	tot	avg								
PACIFIC	11/11/16	*	37	9-13	.692	2-5	.400	2-5	.400	6	9	15	15.0	2	4	3	1	1	22	22.0	
CSUN	11/13/16	*	18	4-6	.667	0-1	.000	4-6	.667	2	4	6	10.5	4	4	3	2	0	12	17.0	
SAN DIEGO	11/17/16	*	30	11-13	.846	0-1	.000	4-4	1.000	2	8	10	10.3	1	1	0	2	1	26	20.0	
LONG BEACH STATE	11/20/16	*	30	8-12	.667	1-2	.500	4-5	.800	1	8	9	10.0	3	1	1	1	1	21	20.3	
vs Portland	11/24/16	*	28	6-9	.667	1-1	1.000	1-1	1.000	2	7	9	9.8	3	4	1	0	0	14	19.0	
vs Nebraska	11/25/16	*	26	4-9	.444	3-4	.750	1-2	.500	0	4	4	8.8	2	4	0	2	0	12	17.8	
vs Texas A&M	11/27/16	*	32	6-9	.667	1-1	1.000	0-1	.000	3	6	9	8.9	3	0	2	1	1	13	17.1	
Totals			7	201	48-71	.676	8-15	.533	16-24	.667	16	46	62	8.9	18	18	10	9	4	120	17.1

TJ LEAF'S CAREER STATISTICS

			Total		3-Point		F-Throws		Rebounds											Scoring	
Season	gp-gs	min/avg	fg-fga	pct	fg-fga	pct	ft-fta	pct	off	def	tot	avg	pf	fo	ast	to	blk	stl	pts	avg	
2016-17	7-7	201/28.7	48-71	.676	8-15	.533	16-24	.667	16	46	62	8.9	18	0	18	10	9	4	120	17.1	
TOTAL	7-7	201/28.7	48-71	.676	8-15	.533	16-24	.667	16	46	62	8.9	18	0	18	10	9	4	120	17.1	

IKENNA OKWARABIZIE (34)
JUNIOR – C – 6-9, 250 – Lagos, Nigeria (Tyler Junior College [TX])

SEASON/CAREER BEST PERFORMANCES

Category	Season High	Career High
Points	1 vs. Portland (11/25/16)	1 vs. Portland (11/25/16)
Rebounds	2 vs. Long Beach State (11/20/16)	2 (twice), last vs. Long Beach State (11/20/16)
Assists	---	---
Steals	1 vs. Portland (11/25/16)	1 vs. Portland (11/25/16)
Blocks	---	---
Minutes	6 vs. Pacific (11/11/16)	6 vs. Pacific (11/11/16)
FG Made	---	---
FG Att.	---	1 (twice), last at Arizona State (2/14/16)
3PFG Made	---	---
3PFG Att.	---	---
FT Made	1 vs. Portland (11/25/16)	1 vs. Portland (11/25/16)
FT Att.	2 vs. Portland (11/25/16)	2 vs. Portland (11/25/16)

KEY NOTES ON IKENNA OKWARABIZIE

- Has played in four games this season, recording a career-high six minutes in the team's season-opening win against Pacific (Nov. 11)
- Now in his second season at UCLA, has played in 11 career games ... transferred to UCLA in the summer of 2015 from Tyler Junior College (Texas)

IKENNA OKWARABIZIE'S 2016-17 GAME-BY-GAME STATISTICS

Opponent	Date	gs	min	Total		3-Pointers		Free throws		Rebounds				pf	a	t/o	blk	stl	pts	avg
				fg-fga	pct	3fg-fga	pct	ft-fta	pct	off	def	tot	avg							
PACIFIC	11/11/16		6	0-0	.000	0-0	.000	0-0	.000	0	1	1	1.0	1	0	0	0	0	0	0.0
CSUN	11/13/16		2	0-0	.000	0-0	.000	0-0	.000	0	0	0	0.5	1	0	1	0	0	0	0.0
SAN DIEGO	11/17/16		dnp	-	-	-	-	-	-	-	-	-	-	-	-	-	-	-	-	-
LONG BEACH STATE	11/20/16		5	0-0	.000	0-0	.000	0-0	.000	0	2	2	1.0	1	0	1	0	0	0	0.0
vs Portland	11/24/16		4	0-0	.000	0-0	.000	1-2	.500	0	0	0	0.8	0	0	1	0	1	1	0.3
vs Nebraska	11/25/16		dnp	-	-	-	-	-	-	-	-	-	-	-	-	-	-	-	-	-
vs Texas A&M	11/27/16		dnp	-	-	-	-	-	-	-	-	-	-	-	-	-	-	-	-	-
Totals		0	17	0-0	.000	0-0	.000	1-2	.500	0	3	3	0.8	3	0	3	0	1	1	0.3

IKENNA OKWARABIZIE'S CAREER STATISTICS

Season	gp-gs	min/avg	Total		3-Point		F-Throws		Rebounds				pf	fo	ast	to	blk	stl	Scoring	
			fg-fga	pct	fg-fga	pct	ft-fta	pct	off	def	tot	avg							pts	avg
2015-16	7-0	13/1.9	0-2	.000	0-0	.000	0-0	.000	1	3	4	0.6	4	0	0	2	0	0	0	0.0
2016-17	4-0	17/4.3	0-0	.000	0-0	.000	1-2	.500	0	3	3	0.8	3	0	0	3	0	1	1	0.3
TOTAL	11-0	30/2.7	0-2	.000	0-0	.000	1-2	.500	1	6	7	0.6	7	0	0	5	0	1	1	0.1

ALEX OLESINSKI (0)
SOPHOMORE – F – 6-10, 200 – Roswell, N.M. (La Lumiere School [IN])

SEASON/CAREER BEST PERFORMANCES

Category	Season High	Career High
Points	---	7 vs. Monmouth (11/13/15)
Rebounds	---	7 vs. Wake Forest (11/25/15)
Assists	---	1 (4 times), last vs. Louisiana-Lafayette (12/15/15)
Steals	---	1 (5 times), last vs. Colorado (2/20/16)
Blocks	---	---
Minutes	---	19 vs. Kansas (11/24/15)
FG Made	---	3 vs. Monmouth (11/13/15)
FG Att.	---	6 vs. Monmouth (11/13/15)
3PFG Made	---	1 vs. Monmouth (11/13/15)
3PFG Att.	---	2 vs. Kansas (11/24/15)
FT Made	---	3 (twice), last at Washington (1/1/16)
FT Att.	---	4 (twice), last at Washington (1/1/16)

KEY NOTES ON ALEX OLESINSKI

- Has missed UCLA's first four games of the season while recovering from a stress reaction in his left foot
- As a freshman in 2015-16, averaged 1.2 points and 2.0 rebounds in 7.0 minutes per game (23 games)

ALEX OLESINSKI'S CAREER STATISTICS

Season	gp-gs	min/avg	Total		3-Point		F-Throws		Rebounds				pf	fo	ast	to	blk	stl	Scoring	
			fg-fga	pct	fg-fga	pct	ft-fta	pct	off	def	tot	avg							pts	avg
2015-16	23-0	161/7.0	7-26	.269	1-7	.143	13-20	.650	21	25	46	2.0	34	0	4	10	0	5	28	1.2
TOTAL	23-0	161/7.0	7-26	.269	1-7	.143	13-20	.650	21	25	46	2.0	34	0	4	10	0	5	28	1.2

JERROLD SMITH (15)
SENIOR – G – 6-0, 165 – Los Angeles, Calif. (St. Bernard's HS)

SEASON/CAREER BEST PERFORMANCES

Category	Season High	Career High
Points	4 vs. Long Beach State (11/20/16)	4 vs. Long Beach State (11/20/16)
Rebounds	---	1 vs. Colorado (2/20/16)
Assists	---	1 vs. Colorado (2/20/16)
Steals	---	---
Blocks	---	---
Minutes	4 vs. Portland (11/24/16)	4 vs. Portland (11/24/16)
FG Made	2 vs. Long Beach State (11/20/16)	2 vs. Long Beach State (11/20/16)
FG Att.	2 vs. Long Beach State (11/20/16)	2 vs. Long Beach State (11/20/16)
3PFG Made	---	---
3PFG Att.	---	1 vs. Colorado (2/20/16)
FT Made	---	---
FT Att.	---	---

KEY NOTES ON JERROLD SMITH

- Has played in 11 games in three seasons with the Bruins, including eight contests during his junior year (2015-16) ... did not play in 2014-15
- Was a three-year varsity basketball standout at St. Bernard's High School in Playa del Rey, Calif., earning All-Del Rey League honors as a senior

JERROLD SMITH'S 2016-17 GAME-BY-GAME STATISTICS

Opponent	Date	gs	min	Total		3-Pointers		Free throws		Rebounds				pf	a	t/o	blk	stl	pts	avg
				fg-fga	pct	3fg-fga	pct	ft-fa	pct	off	def	tot	avg							
PACIFIC	11/11/16		2	0-2	.000	0-0	.000	0-0	.000	0	0	0	0.0	2	0	1	0	0	0	0.0
CSUN	11/13/16		dnp	-	-	-	-	-	-	-	-	-	-	-	-	-	-	-	-	-
SAN DIEGO	11/17/16		dnp	-	-	-	-	-	-	-	-	-	-	-	-	-	-	-	-	-
LONG BEACH STATE	11/20/16		3	2-2	1.000	0-0	.000	0-0	.000	0	0	0	0.0	1	0	1	0	0	4	2.0
vs Portland	11/24/16		4	0-0	.000	0-0	.000	0-0	.000	0	0	0	0.0	0	0	0	0	0	0	1.3
vs Nebraska	11/25/16		dnp	-	-	-	-	-	-	-	-	-	-	-	-	-	-	-	-	-
vs Texas A&M	11/27/16		dnp	-	-	-	-	-	-	-	-	-	-	-	-	-	-	-	-	-
Totals		0	9	2-4	.500	0-0	.000	0-0	.000	0	0	0	0.0	3	0	2	0	0	4	1.3

JERROLD SMITH'S CAREER STATISTICS

Season	gp-gs	min/avg	Total		3-Point		F-Throws		Rebounds				pf	fo	ast	to	blk	stl	Scoring	
			fg-fga	pct	fg-fga	pct	ft-fa	pct	off	def	tot	avg							pts	avg
2015-16	8-0	10/1.3	0-2	.000	0-1	.000	0-0	.000	1	0	1	0.1	0	0	1	1	0	0	0	0.0
2016-17	3-0	9/3.0	2-4	.500	0-0	.000	0-0	.000	0	0	0	0.0	3	0	0	2	0	0	4	1.3
TOTAL	11-0	19/1.7	2-6	.333	0-1	.000	0-0	.000	1	0	1	0.1	3	0	1	3	0	0	4	0.4

THOMAS WELSH (40)
JUNIOR – C – 7-0, 245 – Redondo Beach, Calif. (Loyola HS)

SEASON/CAREER BEST PERFORMANCES

Category	Season High	Career High
Points	16 vs. Portland (11/24/16)	22 vs. Cal Poly (11/15/15)
Rebounds	13 vs. CSUN (11/13/16)	16 (twice), last at California (2/25/16)
Assists	2 (twice), last vs. Nebraska (11/25/16)	2 (8 times), last vs. Nebraska (11/25/16)
Steals	2 vs. CSUN (11/13/16)	2 (4 times), last vs. CSUN (11/13/16)
Blocks	4 (twice), last vs. San Diego (11/17/16)	5 vs. Monmouth (11/13/15)
Minutes	30 vs. CSUN (11/13/16)	39 vs. Monmouth (11/13/15)
FG Made	8 vs. Portland (11/24/16)	10 vs. Cal Poly (11/15/15)
FG Att.	12 vs. CSUN (11/13/16)	16 vs. McNeese State (12/22/15)
3PFG Made	---	---
3PFG Att.	---	---
FT Made	4 (twice), last vs. San Diego (11/17/16)	5 vs. Kentucky (12/3/15)
FT Att.	4 (twice), last vs. San Diego (11/17/16)	6 (twice), last at Washington (1/1/16)

KEY NOTES ON THOMAS WELSH

- Has averaged 10.6 points and team-highs of 9.4 rebounds and 2.4 blocks per game
- Leads the team with four point-rebound double-doubles, having recorded a season-high 13 rebounds in the win against CSUN (Nov. 13)
- As a sophomore last season, registered 11.2 points and 8.5 rebounds per game (played in 31 of UCLA's 32 games)
- Led UCLA in field goal percentage (59.0) and rebounds per game (8.5) during the Bruins' 2015-16 campaign

THOMAS WELSH'S 2016-17 GAME-BY-GAME STATISTICS

Opponent	Date	gs	min	Total		3-Pointers		Free throws		Rebounds											
				fg-fga	pct	3fg-fga	pct	ft-fta	pct	off	def	tot	avg	pf	a	t/o	blk	stl	pts	avg	
PACIFIC	11/11/16	*	26	3-9	.333	0-0	.000	0-0	.000	0	6	6	6.0	4	0	0	3	1	6	6.0	
CSUN	11/13/16	*	30	3-12	.250	0-0	.000	4-4	1.000	2	11	13	9.5	3	2	1	4	2	10	8.0	
SAN DIEGO	11/17/16	*	26	4-7	.571	0-0	.000	4-4	1.000	2	9	11	10.0	1	0	0	4	0	12	9.3	
LONG BEACH STATE	11/20/16	*	23	6-9	.667	0-0	.000	0-0	.000	2	5	7	9.3	4	0	0	3	1	12	10.0	
vs Portland	11/24/16	*	26	8-10	.800	0-0	.000	0-0	.000	0	10	10	9.4	3	0	1	1	0	16	11.2	
vs Nebraska	11/25/16	*	28	5-8	.625	0-0	.000	2-2	1.000	0	11	11	9.7	1	2	0	1	0	12	11.3	
vs Texas A&M	11/27/16	*	27	3-7	.429	0-0	.000	0-0	.000	1	7	8	9.4	4	0	0	1	0	6	10.6	
Totals		7	186	32-62	.516	0-0	.000	10-10	1.000	7	59	66	9.4	20	4	2	17	4	74	10.6	

THOMAS WELSH'S CAREER STATISTICS

			Total		3-Point		F-Throws		Rebounds										Scoring	
Season	gp-gs	min/avg	fg-fga	pct	fg-fga	pct	ft-fta	pct	off	def	tot	avg	pf	fo	ast	to	blk	stl	pts	avg
2014-15	36-3	565/15.7	62-132	.470	0-0	.000	14-23	.609	54	83	137	3.8	85	1	8	17	39	14	138	3.8
2015-16	31-26	832/26.8	157-266	.590	0-0	.000	34-45	.756	100	163	263	8.5	86	6	17	25	32	8	348	11.2
2016-17	7-7	186/26.6	32-62	.516	0-0	.000	10-10	1.000	7	59	66	9.4	20	0	4	2	17	4	74	10.6
TOTAL	74-36	1583/21.4	251-460	.546	0-0	.000	58-78	.744	161	305	466	6.3	191	7	29	44	88	26	560	7.6

ALEC WULFF (21)
JUNIOR – G – 6-3, 185 – Laguna Beach, Calif. (Laguna Beach HS)

SEASON/CAREER BEST PERFORMANCES

Category	Season High	Career High
Points	---	3 (twice), last vs. Colorado (2/20/16)
Rebounds	1 vs. Pacific (11/11/16)	1 (3 times), last vs. Pacific (11/11/16)
Assists	---	1 (twice), last vs. Colorado (2/20/16)
Steals	---	1 vs. Kentucky (12/20/14)
Blocks	---	---
Minutes	4 vs. Portland (11/24/16)	4 vs. Portland (11/24/16)
FG Made	---	1 (twice), last vs. Colorado (2/20/16)
FG Att.	1 vs. Long Beach State (11/20/16)	1 (4 times), last vs. Long Beach State (11/20/16)
3PFG Made	---	1 (twice), last vs. Colorado (2/20/16)
3PFG Att.	1 vs. Long Beach State (11/20/16)	1 (4 times), last vs. Long Beach State (11/20/16)
FT Made	---	---
FT Att.	---	---

KEY NOTES ON ALEC WULFF

- Has played in 12 career games, including five as a sophomore last season (2015-16)
- Was a perfect 2-for-2 from behind the 3-point arc during his sophomore year, finishing the season with six points in five games (totaling seven minutes)

ALEC WULFF'S 2016-17 GAME-BY-GAME STATISTICS

Opponent	Date	gs	min	Total		3-Pointers		Free throws		Rebounds				pf	a	t/o	blk	stl	pts	avg
				fg-fga	pct	3fg-fga	pct	ft-fta	pct	off	def	tot	avg							
PACIFIC	11/11/16		2	0-0	.000	0-0	.000	0-0	.000	0	1	1	1.0	0	0	0	0	0	0	0.0
CSUN	11/13/16		dnp	-	-	-	-	-	-	-	-	-	-	-	-	-	-	-	-	-
SAN DIEGO	11/17/16		dnp	-	-	-	-	-	-	-	-	-	-	-	-	-	-	-	-	-
LONG BEACH STATE	11/20/16		3	0-1	.000	0-1	.000	0-0	.000	0	0	0	0.5	1	0	0	0	0	0	0.0
vs Portland	11/24/16		4	0-0	.000	0-0	.000	0-0	.000	0	0	0	0.3	1	0	0	0	0	0	0.0
vs Nebraska	11/25/16		dnp	-	-	-	-	-	-	-	-	-	-	-	-	-	-	-	-	-
vs Texas A&M	11/27/16		dnp	-	-	-	-	-	-	-	-	-	-	-	-	-	-	-	-	-
Totals		0	9	0-1	.000	0-1	.000	0-0	.000	0	1	1	0.3	2	0	0	0	0	0	0.0

ALEC WULFF'S CAREER STATISTICS

			Total		3-Point		F-Throws		Rebounds											Scoring	
Season	gp-gs	min/avg	fg-fga	pct	fg-fga	pct	ft-fta	pct	off	def	tot	avg	pf	fo	ast	to	blk	stl	pts	avg	
2014-15	4-0	5/1.3	0-1	.000	0-1	.000	0-0	.000	0	0	0	0.0	0	0	1	0	0	1	0	0.0	
2015-16	5-0	7/1.4	2-2	1.000	2-2	1.000	0-0	.000	0	0	0	0.0	0	0	1	0	0	0	6	1.2	
2016-17	3-0	9/3.0	0-1	.000	0-1	.000	0-0	.000	0	1	1	0.3	2	0	0	0	0	0	0	0.0	
TOTAL	12-0	21/1.8	2-4	.500	2-4	.500	0-0	.000	0	1	1	0.1	2	0	2	0	0	1	6	0.5	

ISAAC WULFF (21)
FRESHMAN – G – 6-3, 175 – Laguna Beach, Calif. (Laguna Beach HS)

SEASON/CAREER BEST PERFORMANCES

Category	Season High	Career High
Points	---	---
Rebounds	1 vs. Pacific (11/11/16)	1 vs. Pacific (11/11/16)
Assists	---	---
Steals	---	---
Blocks	---	---
Minutes	4 vs. Portland (11/24/16)	4 vs. Portland (11/24/16)
FG Made	---	---
FG Att.	1 vs. Long Beach State (11/20/16)	1 vs. Long Beach State (11/20/16)
3PFG Made	---	---
3PFG Att.	---	---
FT Made	---	---
FT Att.	---	---

KEY NOTES ON ISAAC WULFF

- Enters his first season at UCLA ... made his collegiate debut in the second half of UCLA's season-opening win over Pacific (Nov. 11)
- Isaac's older brother, Alec, is currently a junior on the team ... both Wulff brothers starred at Laguna Beach High School

ISAAC WULFF'S 2016-17 GAME-BY-GAME STATISTICS

Opponent	Date	gs	min	Total		3-Pointers		Free throws		Rebounds				pf	a	t/o	blk	stl	pts	avg
				fg-fga	pct	3fg-fga	pct	ft-fta	pct	off	def	tot	avg							
PACIFIC	11/11/16		2	0-0	.000	0-0	.000	0-0	.000	0	1	1	1.0	0	0	0	0	0	0	0.0
CSUN	11/13/16		dnp	-	-	-	-	-	-	-	-	-	-	-	-	-	-	-	-	-
SAN DIEGO	11/17/16		dnp	-	-	-	-	-	-	-	-	-	-	-	-	-	-	-	-	-
LONG BEACH STATE	11/20/16		3	0-1	.000	0-1	.000	0-0	.000	0	0	0	0.5	1	0	0	0	0	0	0.0
vs Portland	11/24/16		4	0-0	.000	0-0	.000	0-0	.000	0	0	0	0.3	1	0	0	0	0	0	0.0
vs Nebraska	11/25/16		dnp	-	-	-	-	-	-	-	-	-	-	-	-	-	-	-	-	-
vs Texas A&M	11/27/16		dnp	-	-	-	-	-	-	-	-	-	-	-	-	-	-	-	-	-
Totals		0	9	0-1	.000	0-1	.000	0-0	.000	0	1	1	0.3	2	0	0	0	0	0	0.0

ISAAC WULFF'S CAREER STATISTICS

Season	gp-gs	min/avg	Total		3-Point		F-Throws		Rebounds										Scoring	
			fg-fga	pct	fg-fga	pct	ft-fta	pct	off	def	tot	avg	pf	fo	ast	to	blk	stl	pts	avg
2016-17	2-0	5/2.5	1-1	1.000	0-0	.000	1-2	.500	1	1	2	1.0	0	0	0	0	0	0	3	1.5
TOTAL	2-0	5/2.5	1-1	1.000	0-0	.000	1-2	.500	1	1	2	1.0	0	0	0	0	0	0	3	1.5

2016-17 STARTING LINEUPS & STAT LEADERS

STARTING LINEUPS

DATE	OPPONENT	W/L	SCORE					
11/11/16	Pacific	W	119-80	Lonzo Ball	Bryce Alford	Isaac Hamilton	TJ Leaf	Thomas Welsh
11/13/16	CSUN	W	102-87	Lonzo Ball	Bryce Alford	Isaac Hamilton	TJ Leaf	Thomas Welsh
11/17/16	San Diego	W	88-68	Lonzo Ball	Bryce Alford	Isaac Hamilton	TJ Leaf	Thomas Welsh
11/20/16	Long Beach State	W	114-77	Lonzo Ball	Bryce Alford	Isaac Hamilton	TJ Leaf	Thomas Welsh
11/24/16	vs. Portland ^	W	99-77	Lonzo Ball	Bryce Alford	Isaac Hamilton	TJ Leaf	Thomas Welsh
11/25/16	vs. Nebraska ^	W	82-71	Lonzo Ball	Bryce Alford	Isaac Hamilton	TJ Leaf	Thomas Welsh
11/27/16	vs. Texas A&M ^	W	74-67	Lonzo Ball	Bryce Alford	Isaac Hamilton	TJ Leaf	Thomas Welsh
11/30/16	UC Riverside							
12/03/16	at Kentucky							
12/10/16	Michigan							
12/14/16	UC Santa Barbara							
12/17/16	vs. Ohio State #							
12/21/16	Western Michigan							
12/28/16	at Oregon*							
12/30/16	at Washington State*							
01/05/17	California *							
01/08/17	Stanford*							
01/12/17	at Colorado*							
01/14/17	at Utah*							
01/19/17	Arizona State*							
01/21/17	Arizona*							
01/25/17	at USC*							
02/01/17	at Washington State*							
02/04/17	at Washington*							
02/09/17	Oregon*							
02/12/17	Oregon State*							
02/18/17	USC*							
02/23/17	at Arizona State*							
02/25/17	at Arizona*							
03/01/17	Washington*							
03/04/17	Washington State*							

^ Wooden Legacy (Fullerton and Anaheim, Calif.)

CBS Sports Classic game, at the T-Mobile Center (Las Vegas, Nev.)

* Pac-12 Conference game

STATISTICAL LEADERS

DATE	OPPONENT	W/L	SCORE	POINTS	REBOUNDS	ASSISTS	STEALS	BLOCKS					
11/11/16	Pacific	W	119-80	Alford	30	Leaf	15	Ball	11	Alford, Ball	2	Welsh	3
11/13/16	CSUN	W	102-87	Hamilton	22	Welsh	13	Ball	6	Ball, Welsh	2	Welsh	4
11/17/16	San Diego	W	88-68	Leaf	26	Welsh	11	Ball	8	4 players	1	Welsh	4
11/20/16	Long Beach State	W	114-77	Leaf	21	Leaf	9	Ball	11	Alford	4	Welsh	3
11/24/16	vs. Portland ^	W	99-77	Ball	18	Welsh	10	Ball	11	Ball, Hamilton	2	Alford, Goloman, Welsh	1
11/25/16	vs. Nebraska ^	W	82-71	Alford	18	Welsh	11	Ball	7	Goloman	1	Anigbogu, Goloman, Leaf	1
11/27/16	vs. Texas A&M ^	W	74-67	Hamilton	17	Leaf	9	Ball	10	Alford	2	Ball	3
11/30/16	UC Riverside												
12/03/16	at Kentucky												
12/10/16	Michigan												
12/14/16	UC Santa Barbara												
12/17/16	vs. Ohio State #												
12/21/16	Western Michigan												
12/28/16	at Oregon*												
12/30/16	at Oregon State*												
01/05/17	California*												
01/08/17	Stanford*												
01/12/17	at Colorado*												
01/14/17	at Utah*												
01/19/17	Arizona State*												
01/21/17	Arizona*												
01/25/17	at USC*												
02/01/17	at Washington State*												
02/04/17	at Washington*												
02/09/17	Oregon*												
02/12/17	Oregon State*												
02/18/17	USC*												
02/23/17	at Arizona State*												
02/25/17	at Arizona*												
03/01/17	Washington*												
03/04/17	Washington State*												

^ Wooden Legacy (Fullerton and Anaheim, Calif.)

CBS Sports Classic game, at the T-Mobile Center (Las Vegas, Nev.)

* Pac-12 Conference game

2016-17 POINTS-REBOUNDS-ASSISTS

OPPONENT	ALFORD	ALI	ANIGBOGU	BALL	DODSON	GOLOMAN	HAMILTON	HOLIDAY
Pacific (Nov. 11)	30-2-1	DNP	DNP	19-8-11	DNP	4-3-0	17-1-8	18-3-5
CSUN (Nov. 13)	20-0-3	DNP	DNP	13-8-6	DNP	12-8-2	22-3-1	13-4-5
San Diego (Nov. 17)	10-3-3	DNP	DNP	13-7-8	DNP	4-1-1	12-3-6	11-5-2
Long Beach State (Nov. 20)	15-2-6	DNP	DNP	20-2-11	DNP	8-3-0	18-2-4	16-2-5
vs. Portland (Nov. 24)	13-1-2	DNP	DNP	18-4-11	DNP	7-6-1	16-3-6	14-5-5
vs. Nebraska (Nov. 25)	18-6-2	DNP	2-2-1	13-3-7	DNP	4-4-2	15-5-0	6-5-3
vs. Texas A&M (Nov. 27)	13-3-3	DNP	2-2-0	16-5-10	DNP	0-1-1	17-7-2	7-2-3
UC Riverside (Nov. 30)								
at Kentucky (Dec. 3)								
Michigan (Dec. 10)								
UC Santa Barbara (Dec. 14)								
vs. Ohio State (Dec. 17)								
Western Michigan (Dec. 21)								
at Oregon (Dec. 28)								
at Oregon State (Dec. 30)								
California (Jan. 5)								
Stanford (Jan. 8)								
at Colorado (Jan. 12)								
at Utah (Jan. 14)								
Arizona State (Jan. 19)								
Arizona (Jan. 21)								
at USC (Jan. 25)								
at Washington State (Feb. 1)								
at Washington (Feb. 4)								
Oregon (Feb. 9)								
Oregon State (Feb. 12)								
USC (Feb. 18)								
at Arizona State (Feb. 23)								
at Arizona (Feb. 25)								
Washington (March 1)								
Washington State (March 4)								

2016-17 POINTS-REBOUNDS-ASSISTS

OPPONENT	LEAF	OKWARABIZIE	OLESIANSKI	SMITH	WELSH	WULFF, A.	WULFF, I.
Pacific (Nov. 11)	22-15-4	0-1-0	DNP	0-0-0	6-6-0	0-1-0	3-2-0
CSUN (Nov. 13)	12-6-4	0-0-0	DNP	DNP	10-13-2	DNP	DNP
San Diego (Nov. 17)	26-10-1	DNP	DNP	DNP	12-11-0	DNP	DNP
Long Beach State (Nov. 20)	21-9-1	0-2-0	DNP	4-0-0	12-7-0	0-0-0	0-0-0
vs. Portland (Nov. 24)	14-9-4	1-0-0	DNP	0-0-0	16-10-0	0-0-0	DNP
vs. Nebraska (Nov. 25)	12-4-4	DNP	DNP	DNP	12-11-2	DNP	DNP
vs. Texas A&M (Nov. 27)	13-9-0	DNP	DNP	DNP	6-8-0	DNP	DNP
UC Riverside (Nov. 30)							
at Kentucky (Dec. 3)							
Michigan (Dec. 10)							
UC Santa Barbara (Dec. 14)							
vs. Ohio State (Dec. 17)							
Western Michigan (Dec. 21)							
at Oregon (Dec. 28)							
at Oregon State (Dec. 30)							
California (Jan. 5)							
Stanford (Jan. 8)							
at Colorado (Jan. 12)							
at Utah (Jan. 14)							
Arizona State (Jan. 19)							
Arizona (Jan. 21)							
at USC (Jan. 25)							
at Washington State (Feb. 1)							
at Washington (Feb. 4)							
Oregon (Feb. 9)							
Oregon State (Feb. 12)							
USC (Feb. 18)							
at Arizona State (Feb. 23)							
at Arizona (Feb. 25)							
Washington (March 1)							
Washington State (March 4)							

UCLA's SEASON/CAREER STATS

2016-17 ROSTER

SEASON STATISTICS

CAREER STATISTICS

SUMMARY	gp-gs	min/g	fg%	3fg%	ft%	r/g	a/g	stl	blk	pts/g	gp-gs	min/g	fg%	3fg%	ft%	r/g	a/g	stl	blk	pts/g
Leaf, TJ	7-7	28.7	.676	.533	.667	8.9	2.6	4	9	17.1	7-7	28.7	.676	.533	.667	8.9	2.6	4	9	17.1
Alford, Bryce	7-7	33.6	.479	.442	.938	2.4	2.9	10	1	17.0	112-76	31.8	.395	.385	.835	2.8	4.2	97	6	13.2
Hamilton, Isaac	7-7	30.4	.500	.404	.800	3.4	3.9	6	1	16.7	75-75	34.2	.450	.385	.756	3.7	3.3	71	9	13.8
Ball, Lonzo	7-7	33.4	.574	.486	.727	5.3	9.1	9	6	16.0	7-7	33.4	.574	.486	.727	5.3	9.1	9	6	16.0
Holiday, Aaron	7-0	26.1	.527	.500	.696	3.7	4.0	6	0	12.1	39-32	30.7	.416	.435	.721	3.1	4.0	51	8	10.7
Welsh, Thomas	7-7	26.6	.516	.000	1.000	9.4	0.6	4	17	10.6	74-36	21.4	.546	.000	.744	6.3	0.4	26	88	7.6
Goloman, Gyorgy	7-0	12.9	.615	.000	.500	3.7	1.0	2	7	5.6	57-0	11.4	.455	.364	.385	2.1	0.5	22	23	2.0
Anigbogu, Ike	2-0	9.0	.500	.000	.000	2.0	0.5	0	4	2.0	2-0	9.0	.500	.000	.000	2.0	0.5	0	4	2.0
Wulff, Isaac	2-0	2.5	1.000	.000	.500	1.0	0.0	0	0	1.5	2-0	2.5	1.000	.000	.500	1.0	0.0	0	0	1.5
Smith, Jerrold	3-0	3.0	.500	.000	.000	0.0	0.0	0	0	1.3	11-0	1.7	.333	.000	.000	0.1	0.1	0	0	0.4
Okwarabizie, Ikenna	4-0	4.3	.000	.000	.500	0.8	0.0	1	0	0.3	11-0	2.7	.000	.000	.500	0.6	0.0	1	0	0.1
Wulff, Alec	3-0	3.0	.000	.000	.000	0.3	0.0	0	0	0.0	12-0	1.8	.500	.500	.000	0.1	0.2	1	0	0.5

SCORING	fg-fga	fg%	3fg-fga	3fg%	ft-fta	ft%	pts	pts/g	fg-fga	fg%	3fg-fga	3fg%	ft-fta	ft%	pts	pts/g
Leaf, TJ	48-71	.676	8-15	.533	16-24	.667	120	17.1	48-71	.676	8-15	.533	16-24	.667	120	17.1
Alford, Bryce	35-73	.479	19-43	.442	30-32	.938	119	17.0	446-1129	.395	232-602	.385	359-430	.835	1483	13.2
Hamilton, Isaac	45-90	.500	19-47	.404	8-10	.800	117	16.7	390-866	.450	138-358	.385	118-156	.756	1036	13.8
Ball, Lonzo	39-68	.574	18-37	.486	16-22	.727	112	16.0	39-68	.574	18-37	.486	16-22	.727	112	16.0
Holiday, Aaron	29-55	.527	11-22	.500	16-23	.696	85	12.1	143-344	.416	50-115	.435	80-111	.721	416	10.7
Welsh, Thomas	32-62	.516	0-0	.000	10-10	1.000	74	10.6	251-460	.546	0-0	.000	58-78	.744	560	7.6
Goloman, Gyorgy	16-26	.615	0-1	.000	7-14	.500	39	5.6	46-101	.455	8-22	.364	15-39	.385	115	2.0
Anigbogu, Ike	2-4	.500	0-0	.000	0-0	.000	4	2.0	2-4	.500	0-0	.000	0-0	.000	4	2.0
Wulff, Isaac	1-1	1.000	0-0	.000	1-2	.500	3	1.5	1-1	1.000	0-0	.000	1-2	.500	3	1.5
Smith, Jerrold	2-4	.500	0-0	.000	0-0	.000	4	1.3	2-6	.333	0-1	.000	0-0	.000	4	0.4
Okwarabizie, Ikenna	0-0	.000	0-0	.000	1-2	.500	1	0.3	0-2	.000	0-0	.000	1-2	.500	1	0.1
Wulff, Alec	0-1	.000	0-1	.000	0-0	.000	0	0.0	2-4	.500	2-4	.500	0-0	.000	6	0.5

TOTALS	o-reb	d-reb	t-reb	pf	fo	ast	to	a/to	o-reb	d-reb	t-reb	pf	fo	ast	to	a/to
Leaf, TJ	16	46	62	18	0	18	10	1.8	16	46	62	18	0	18	10	1.8
Alford, Bryce	4	13	17	12	0	20	7	2.9	23	295	318	152	1	465	207	2.2
Hamilton, Isaac	3	21	24	15	0	27	19	1.4	72	209	281	167	2	249	178	1.4
Ball, Lonzo	6	31	37	13	1	64	17	3.8	6	31	37	13	1	64	17	3.8
Holiday, Aaron	3	23	26	15	1	28	15	1.9	22	100	122	118	8	155	107	1.4
Welsh, Thomas	7	59	66	20	0	4	2	2.0	161	305	466	191	7	29	44	0.7
Goloman, Gyorgy	8	18	26	17	1	7	8	0.9	34	86	120	114	2	31	36	0.9
Anigbogu, Ike	1	3	4	5	0	1	2	0.5	1	3	4	5	0	1	2	0.5
Wulff, Isaac	1	1	2	0	0	0	0	0.0	1	1	2	0	0	0	0	0.0
Smith, Jerrold	0	0	0	3	0	0	2	0.0	1	0	1	3	0	1	3	0.3
Okwarabizie, Ikenna	0	3	3	3	0	0	3	0.0	1	6	7	7	0	0	5	0.0
Wulff, Alec	0	1	1	2	0	0	0	0.0	0	1	1	2	0	2	0	0.0

2016-17 OVERALL STATISTICS

Overall: 7-0 Home: 4-0 Away: 0-0 Neutral: 3-0 Pac-12: 0-0

##	Player	gp-gs	min	avg	Total		3-Point		F-Throw		Rebounds					pf	dq	a	to	blk	stl	pts	avg
					fg-fga	fg%	3fg-fga	3fg%	ft-fga	ft%	off	def	tot	avg									
22	Leaf, TJ	7-7	201	28.7	48-71	.676	8-15	.533	16-24	.667	16	46	62	8.9	18	0	18	10	9	4	120	17.1	
20	Alford, Bryce	7-7	235	33.6	35-73	.479	19-43	.442	30-32	.938	4	13	17	2.4	12	0	20	7	1	10	119	17.0	
10	Hamilton, Isaac	7-7	213	30.4	45-90	.500	19-47	.404	8-10	.800	3	21	24	3.4	15	0	27	19	1	6	117	16.7	
02	Ball, Lonzo	7-7	234	33.4	39-68	.574	18-37	.486	16-22	.727	6	31	37	5.3	13	1	64	17	6	9	112	16.0	
03	Holiday, Aaron	7-0	183	26.1	29-55	.527	11-22	.500	16-23	.696	3	23	26	3.7	15	1	28	15	0	6	85	12.1	
40	Welsh, Thomas	7-7	186	26.6	32-62	.516	0-0	.000	10-10	1.000	7	59	66	9.4	20	0	4	2	17	4	74	10.6	
14	Goloman, Gyorgy	7-0	90	12.9	16-26	.615	0-1	.000	7-14	.500	8	18	26	3.7	17	1	7	8	7	2	39	5.6	
13	Anigbogu, Ike	2-0	18	9.0	2-4	.500	0-0	.000	0-0	.000	1	3	4	2.0	5	0	1	2	4	0	4	2.0	
04	Wulff, Isaac	2-0	5	2.5	1-1	1.000	0-0	.000	1-2	.500	1	1	2	1.0	0	0	0	0	0	0	3	1.5	
15	Smith, Jerrold	3-0	9	3.0	2-4	.500	0-0	.000	0-0	.000	0	0	0	0.0	3	0	0	2	0	0	4	1.3	
34	Okwarabizie, Ikenna	4-0	17	4.3	0-0	.000	0-0	.000	1-2	.500	0	3	3	0.8	3	0	0	3	0	1	1	0.3	
21	Wulff, Alec	3-0	9	3.0	0-1	.000	0-1	.000	0-0	.000	0	1	1	0.3	2	0	0	0	0	0	0	0.0	
Team											11	7	18		1								
Total.....		7	1400		249-455	.547	75-166	.452	105-139	.755	60	226	286	40.9	124	3	169	85	45	42	678	96.9	
Opponents.....		7	1400		194-474	.409	63-172	.366	76-122	.623	80	165	245	35.0	139	-	86	95	12	42	527	75.3	

TEAM STATISTICS	UCLA	OPP	Date	Opponent	Score	Att.
SCORING	678	527	11/11/16	PACIFIC	w 119-80	8743
Points per game	96.9	75.3	11/13/16	CSUN	w 102-87	7149
Scoring margin	+21.6	-	11/17/16	SAN DIEGO	w 88-68	6893
FIELD GOALS-ATT	249-455	194-474	11/20/16	LONG BEACH STATE	w 114-77	8294
Field goal pct	.547	.409	11/24/16	vs Portland	w 99-77	3816
3 POINT FG-ATT	75-166	63-172	11/25/16	vs Nebraska	w 82-71	5153
3-point FG pct	.452	.366	11/27/16	vs Texas A&M	w 74-67	4221
3-pt FG made per game	10.7	9.0	* - Conference game			
FREE THROWS-ATT	105-139	76-122				
Free throw pct	.755	.623				
F-Throws made per game	15.0	10.9				
REBOUNDS	286	245				
Rebounds per game	40.9	35.0				
Rebounding margin	+5.9	-				
ASSISTS	169	86				
Assists per game	24.1	12.3				
TURNOVERS	85	95				
Turnovers per game	12.1	13.6				
Turnover margin	+1.4	-				
Assist/turnover ratio	2.0	0.9				
STEALS	42	42				
Steals per game	6.0	6.0				
BLOCKS	45	12				
Blocks per game	6.4	1.7				
ATTENDANCE	31079	13190				
Home games-Avg/Game	4-7770	0-0				
Neutral site-Avg/Game	-	3-4397				

Score by Periods	1st	2nd	Totals
UCLA	318	360	678
Opponents	247	280	527