



UCLA BASKETBALL

UCLA Athletic Communications • J.D. Morgan Center • 325 Westwood Plaza • Los Angeles, CA 90095

Men's Basketball Contact: Alex Timiraos • atimiraos@athletics.ucla.edu • o: (310) 206-0524 • c: (310) 847-9231

UCLA'S LEADING SCORERS

No.	Player	GP	GS	MPG	RPG	APG	PPG
22	TJ Leaf	6	6	28.2	8.8	3.0	17.8
20	Bryce Alford	6	6	33.8	2.3	2.8	17.7
10	Isaac Hamilton	6	6	30.5	2.8	4.2	16.7
2	Lonzo Ball	6	6	33.0	5.3	9.0	16.0
3	Aaron Holiday	6	0	26.7	4.0	4.2	13.0

2016-17 SCHEDULE

Exhibition Game

Nov. 1	The Master's University	P12N	W	100-58
--------	-------------------------	------	---	--------

November

Fri. 11	Pacific	P12N	W	119-80
Sun. 13	CSUN	P12N	W	102-87
Thu. 17	San Diego	P12N	W	88-68
Sun. 20	Long Beach State	P12N	W	114-77
Thu. 24	vs. Portland ¹	ESPN2	W	99-77
Fri. 25	vs. Nebraska ¹	ESPN2	W	82-71
Sun. 27	vs. Texas A&M ²	ESPN		5:30 p.m.
Wed. 30	UC Riverside	P12N		8 p.m.

December

Sat. 3	at (1) Kentucky	CBS		12:30 p.m. (ET)
Sat. 10	(25) Michigan	ESPN2		5 p.m.
Wed. 14	UC Santa Barbara	P12N		7:30 p.m.
Sat. 17	vs. Ohio State ³	CBS		12 p.m.
Wed. 21	Western Michigan	P12N		8 p.m.
Wed. 28	at (13) Oregon*	ESPN2		6 p.m.
Fri. 30	at Oregon State*	P12N		8 p.m.

January

Thu. 5	California*	ESPN/2		6 p.m.
Sun. 8	Stanford*	FS1		5 p.m.
Thu. 12	at Colorado*	FS1		9 p.m. (MT)
Sat. 14	at Utah*	P12N		4 p.m. (MT)
Thu. 19	Arizona State*	FS1		8 p.m.
Sat. 21	(8) Arizona*	CBS		1 p.m.
Wed. 25	at USC*	FS1		8 p.m.

February

Wed. 1	at Washington State	P12N		6 p.m.
Sat. 4	at Washington	P12N		7:30 p.m.
Thu. 9	(13) Oregon	ESPN		7 p.m.
Sun. 12	Oregon State*	FS1		2 p.m.
Sat. 18	USC*	P12N		7 p.m.
Thu. 23	at Arizona State*	ESPN/2		7 p.m. (MT)
Sat. 25	at (8) Arizona*	ESPN/2		TBD

March

Wed. 1	Washington*	FS1		8 p.m.
Sat. 4	Washington State*	ESPNU		6:30 p.m.
8-11	Pac-12 Tournament ⁴	TBD		TBD

* Pac-12 Conference games
ranking in parenthesis indicates this week's AP top 25 poll

1 Wooden Legacy (at Cal State Fullerton, Titan Gym)

2 Wooden Legacy (at Honda Center, Anaheim)

3 CBS Sports Classic (at T-Mobile Arena, Las Vegas)

4 Pac-12 Tournament (at T-Mobile Arena, Las Vegas)

UCLA ON SOCIAL MEDIA

Men's Basketball Twitter: @UCLAMBB

Men's Basketball Instagram: @UCLAMBB

Men's Basketball Snapchat: UCLAMBB

Men's Basketball Facebook: /UCLAMensBasketball

UCLA Athletics Twitter: @UCLAathletics

UCLA Athletics Instagram: @UCLAathletics

UCLA Athletics Facebook: /UCLAathletics

#GoBruins

Texas A&M Aggies (4-1) vs. No. 14/13 UCLA Bruins (6-0)

Sunday, Nov. 27, 2016 – 5:30 p.m. PT

Anaheim, Calif. (Honda Center)

GAME INFORMATION

Venue: Honda Center (18,336)

Game Time: 5:30 p.m. (PT)

Television: ESPN

TV Talent: Doug Sherman (play-by-play), Sean Farnham (analyst),
Jeff Goodman (sideline)

Radio (UCLA Sports Network from IMG College): AM 1150

Radio Talent: John Ramey (play-by-play), Tracy Murray (analyst)

SIRIUS/XM Radio Channels: TBD

SIRIUS App. Channel: TBD



4-1

vs.



6-0

All-Time Series: UCLA leads, 4-0

Two of UCLA's four wins against Texas A&M have each come by two or three points at the Honda Center.

ON DECK FOR UCLA

Ranked No. 14 in the AP poll and No. 13 in the USA Today Coaches poll, UCLA seeks its first championship in the current format of the Wooden Legacy when it faces Texas A&M on Sunday at 5:30 p.m. (PT). The Bruins look to capture their first in-season outright tournament title since Nov. 2007, when UCLA won the CBE Classic championship in Kansas, City, Mo. (Sprint Center). UCLA won the Maui Invitational in Nov. 2006 and the Great Alaska Shootout in Nov. 1991. The Bruins have been victorious in all four games in the all-time series against Texas A&M.

BRUINS VERSUS AGGIES: UCLA has twice defeated Texas A&M at the Honda Center – at the Wooden Classic doubleheader on Dec. 9, 2006 (65-62) and in the NCAA Tournament's second round on March 22, 2008 (51-49).

WELCOME BACK: The Bruins have compiled a 17-5 all-time record in games at the Honda Center, including a perfect 4-0 mark in the venue during the 2011-12 season (while Pauley Pavilion was unavailable due to renovation). UCLA last played in the Honda Center on Dec. 1, 2012, facing San Diego State in the Wooden Classic.

HIGH-OCTANE OFFENSE

UCLA averaged 100.7 points in its first six games, the first time since Dec. 1990 in which the Bruins had averaged that many points through a six-game span. From Nov. 26-Dec. 19, 1990, UCLA averaged 110.0 points per game, buoyed by a 149-98 win over Loyola Marymount before defeating Saint Mary's, 123-93, three days later. With TJ Leaf scoring a team-high 17.8 points per game, this season's squad currently has six players averaging in double figures.

SEASON HIGH: With its 119-80 win over Pacific in the season opener (Nov. 11), UCLA recorded its highest single-game point total since defeating Cal State Fullerton, 120-91, on Dec. 13, 1997.

BY HALF: UCLA scored at least 40 points in its first 10 halves this season and has reached the 40-point mark in 11 of 12 total halves. The Bruins had a season-best 63 points in the first half against Pacific (Nov. 11).

FRIDAY IN REVIEW

Bryce Alford scored 18 points and Lonzo Ball finished with 13 points and seven assists to lead UCLA past Nebraska, 82-71, in a semifinal game of the Wooden Legacy on Friday. Five UCLA players scored in double figures. The Bruins led at halftime, 38-25 and saw their lead reduced to 58-56 by the 9:26 mark. Alford tallied 10 of the Bruins' final 19 points with under seven minutes to play. The Bruins earned their sixth consecutive win and have opened the year 6-0 for first time since winning eight straight games to begin the 2013-14 season (Steve Alford's first year at UCLA).

THURSDAY VERSUS PORTLAND

Freshman Lonzo Ball recorded his third double-double in five games on Thursday, all of the point-assist variety, as he totaled a team-leading 18 points and 11 assists. Ball enters this Sunday evening's contest with a Pac-12-leading assists per game average (9.0). He has also recorded a remarkable 4.5 assist-turnover ratio early in his collegiate career. Six UCLA players scored in double figures against Portland, as Thomas Welsh (16 points, 10 rebounds) had his third double-double of the year. The Bruins led 45-37 at halftime and used an early 11-0 run in the second half.

SCORING BALANCE

Seven UCLA players scored in double figures in the season opener against Pacific (Nov. 11). In addition, six Bruins scored in double figures against San Diego (Nov. 17), Long Beach State (Nov. 20) and Portland (Nov. 24). Prior to this season, UCLA had not seen seven of its players score in double figures in the same game since Dec. 19, 1998 (UCLA def. CSUN, 114-97). UCLA's previous games with at least six double-figure scorers took place in wins over Montana State (Nov. 14, 2014 – Pauley Pavilion) and against Stanford in overtime (March 4, 2000 – Maples Pavilion, at Stanford).

HAVIN' A BALL

Lonzo Ball has been named to the 50-person watch list for both the Naismith Trophy (presented by the Atlanta Tipoff Club) and the John R. Wooden Award. Averaging 16.0 points, 5.3 rebounds and 9.0 assists per game, Ball has shot 61.1 percent from the field and 50.0 percent from 3-point range (14/28). In the season opener (Nov. 11), he had 19 points, 11 assists and eight rebounds. Ball has recorded 11 assists in three games, just one assist shy of the school's single-game freshman record – Pooh Richardson had 12 in a double-overtime win at Washington State (Jan. 11, 1986).

VETERAN GUARDS

Seniors Bryce Alford and Isaac Hamilton opened the year as two of the Pac-12 Conference's most veteran players. Alford now ranks No. 21 on UCLA's all-time scoring list (1,470 points), having averaged 13.2 points per game in 111 career contests. He entered the season as the only returning player in a Power 5 conference to have averaged at least 16.0 points, 5.0 assists and 3.0 rebounds per game last year. Hamilton started this season as the Pac-12's top returning scorer from one year ago (16.8 ppg last year) and has totaled 1,019 career points in 74 games at UCLA.

1,000 POINT CLUB: Isaac Hamilton became the 54th player at UCLA to have reached the 1,000 career point mark when he nailed a 3-pointer with 19:00 to play in the second half against Portland on Thursday.

MEDIA INFORMATION

UCLA Athletic Communications
J.D. Morgan Center, Suite 128
325 Westwood Plaza, Los Angeles, CA 90095

Men's Basketball Contact	Alex Timiraos
Office Phone	(310) 206-0524
Cell Phone	(310) 847-9231
Fax	(310) 825-8664
E-mail	atimiraos@athletics.ucla.edu
Website	www.uclabruins.com

Media Availability

Steve Alford's weekly media availability typically takes place on the court in Pauley Pavilion at approximately 2:30 p.m. on Tuesdays (prior to practice). Players are available to the media after Coach Alford speaks. Members of the media are welcome to observe and record the first 15 minutes of practice those days. Media availability is not open to the public.

Credentials

Admission to the press seating and media room is by credential only. All credential requests should be made through UCLA's credential website at least two days prior to the game. Website address and instructions can be obtained by emailing Alex Timiraos (atimiraos@athletics.ucla.edu). Members of the media covering UCLA should request credentials for road games through Timiraos (via email, or phone at 310-206-0524).

Credential Pickup

Credentials are available during the week at the Athletic Communications Office. Credentials not claimed prior to game day will be available at Pauley Pavilion's "Will Call" window (Northwest corner of the arena). The media will call window and entrance opens two hours prior to tip-off.

Media Seating

A press pass enables entrance at Pauley Pavilion's Northwest media gate (across from the intramural field). Press seating is located in the upper level (Section 215) of the arena's south side (opposite team benches). Pauley Pavilion's media workroom is located in the Southeast corner of the building on the event level, adjacent to the Southeast elevator.

Postgame Procedure

Head coach Steve Alford and selected players will be available to the media in Pauley Pavilion's media room following a 10-minute cooling off period after each game. UCLA's locker room is closed to the media. To access the media room during or after the game, follow the stairwell down to the court and proceed to the southeast corner (elevator access available at the arena's southeast corner). The visiting team's head coach will be available following a 10-minute cooling off period outside the visiting locker room (northwest corner, event level).

QUICK FACTS

School Information

Founded	1919
Enrollment	43,239
Nickname	Bruins
Colors	Blue and Gold
Home Arena (capacity)	Pauley Pavilion (13,800)
Affiliation	NCAA Division I
Conference	Pac-12
Chancellor	Gene Block
Director of Athletics	Dan Guerrero
Athletic Dept. Phone	(310) 825-8699
Ticket Office Phone	(310) 825-2101

Men's Basketball History

First Season	1919-20
All-Time Record	1829-822 (.689)
NCAA Tournament Appearances	47
NCAA Final Four Appearances	18
NCAA Championships	11
Regular-Season Conference Titles	31

Team Information

2015-16 Record	15-17
2015-16 Pac-12 Record (finish)	6-12 (10th)
2015-16 Home/Road/Neutral	11-6/3-7/1-4
Lettermen Returning/Lost	10/3
Starters Returning/Lost	4/1
2015-16 Final Ranking	not ranked
2016-17 Newcomers	5
Head Coach	Steve Alford (4th year at UCLA)
Alford at UCLA	71-40 (4th season)
Alford Overall	534-275 (26th season)
Assistant Coaches	Duane Broussard (4th year at UCLA)
	Ed Schilling (4th year at UCLA)
	David Grace (4th year at UCLA)

2016-17 UCLA NUMERICAL ROSTER

No.	Name	Yr.	Pos.	Ht.	Wt.	Hometown (Previous School)
0	Alex Olesinski	So.	F	6-10	200	Roswell, N.M. (La Lumiere School [IN])
2	Lonzo Ball	Fr.	G	6-6	190	Chino Hills, Calif. (Chino Hills HS)
3	Aaron Holiday	So.	G	6-1	185	Chatsworth, Calif. (Campbell Hall HS)
4	Isaac Wulff	Fr.	G	6-3	175	Laguna Beach, Calif. (Laguna Beach HS)
5	Armani Dodson	Fr.	G	6-5	190	Fontana, Calif. (Kaiser HS)
10	Isaac Hamilton	Sr.	G	6-5	195	Los Angeles, Calif. (St. John Bosco HS)
13	Ike Anigbogu	Fr.	F/C	6-10	250	Corona, Calif. (Centennial HS)
14	György "G.G." Golomán	Jr.	F	6-11	215	Körmend, Hungary (The Sagemont School [FL])
15	Jerrold Smith	Sr.	G	6-0	165	Los Angeles, Calif. (St. Bernard's HS)
20	Bryce Alford	Sr.	G	6-3	185	Albuquerque, N.M. (La Cueva HS)
21	Alec Wulff	Jr.	G	6-3	185	Laguna Beach, Calif. (Laguna Beach HS)
22	TJ Leaf	Fr.	F	6-10	225	El Cajon, Calif. (Foothills Christian HS)
23	Prince Ali	So.	G	6-3	190	The Bronx, N.Y. (The Sagemont School [FL])
34	Ikenna Okwarabizie	Jr.	C	6-9	250	Lagos, Nigeria (Tyler Junior College [TX])
40	Thomas Welsh	Jr.	C	7-0	245	Redondo Beach, Calif. (Loyola HS)

2016-17 UCLA ALPHABETICAL ROSTER

No.	Name	Yr.	Pos.	Ht.	Wt.	Hometown (Previous School)
20	Bryce Alford	Sr.	G	6-3	185	Albuquerque, N.M. (La Cueva HS)
23	Prince Ali	So.	G	6-3	190	The Bronx, N.Y. (The Sagemont School [FL])
13	Ike Anigbogu	Fr.	F/C	6-10	250	Corona, Calif. (Centennial HS)
2	Lonzo Ball	Fr.	G	6-6	190	Chino Hills, Calif. (Chino Hills HS)
5	Armani Dodson	Fr.	G	6-5	190	Fontana, Calif. (Kaiser HS)
14	György "G.G." Golomán	Jr.	F	6-11	215	Körmend, Hungary (The Sagemont School [FL])
10	Isaac Hamilton	Sr.	G	6-5	195	Los Angeles, Calif. (St. John Bosco HS)
3	Aaron Holiday	So.	G	6-1	185	Chatsworth, Calif. (Campbell Hall HS)
22	TJ Leaf	Fr.	F	6-10	225	El Cajon, Calif. (Foothills Christian HS)
34	Ikenna Okwarabizie	Jr.	C	6-9	250	Lagos, Nigeria (Tyler Junior College [TX])
0	Alex Olesinski	So.	F	6-10	200	Roswell, N.M. (La Lumiere School [IN])
15	Jerrold Smith	Sr.	G	6-0	165	Los Angeles, Calif. (St. Bernard's HS)
40	Thomas Welsh	Jr.	C	7-0	245	Redondo Beach, Calif. (Loyola HS)
21	Alec Wulff	Jr.	G	6-3	185	Laguna Beach, Calif. (Laguna Beach HS)
4	Isaac Wulff	Fr.	G	6-3	175	Laguna Beach, Calif. (Laguna Beach HS)

COACHING STAFF

Steve Alford	Head Coach (4th season)	Indiana '87
Duane Broussard	Assistant Coach (4th season)	Bradley '93
Ed Schilling	Assistant Coach (4th season)	Miami (Ohio) '88
David Grace	Assistant Coach (4th season)	Park '03

SUPPORT STAFF

Tyus Edney	Director of Operations	UCLA '97
Doug Erickson	Director of Administration	San Jose State '90
Wes Long	Athletic Performance Coach	Texas '03
Briana Walker	Staff Associate	Florida State '09
Kory Barnett	Director of Player Development/Scouting	Indiana '12
Kory Alford	Video Coordinator	UCLA '15
Shane Besedick	Athletic Trainer	Long Beach State '08
Kenny Simpson	Equipment Manager	N.C. State '07
Veronica Rodriguez-Mora	Academic Advisor	NYU '02
Alex Timiraos	Athletic Communications Contact	Boston College '06

PRONUNCIATION GUIDE

Alford (ALL-ferd)
Ali (ah-LEE)
Ike Anigbogu (EE-kay ah-nee-BOH-goo)
Broussard (bru-SARD)
G.G. Golomán (G.G. GOH-lo-mun)
Ikenna Okwarabizie (ee-KAY-nuh oak-war-uh-BEE-zee-eh)
Olesinski (oll-eh-SHIN-skee)
Jerrold Smith (JEH-rolld Smith)
Wulff (WOLF)

AP Poll (Week 3 - Nov. 21, 2016)

RK	TEAM	RECORD	PTS
1	Kentucky (42)	4-0	1,592
2	Villanova (21)	5-0	1,561
3	Indiana (2)	3-0	1,443
4	North Carolina	4-0	1,399
5	Kansas	2-1	1,374
6	Duke	4-1	1,337
7	Virginia	3-0	1,198
8	Arizona	3-0	1,129
9	Xavier	5-0	1,099
10	Louisville	3-0	947
11	Gonzaga	3-0	872
12	Creighton	4-0	770
13	Oregon	2-1	748
14	UCLA	4-0	735
15	Saint Mary's	3-0	703
16	Wisconsin	2-1	666
17	Purdue	2-1	613
18	Syracuse	3-0	610
19	West Virginia	3-0	474
20	Baylor	3-0	371
21	Iowa State	3-0	319
22	Texas	3-0	251
23	Rhode Island	4-1	217
24	Michigan State	2-2	183
25	Michigan	4-0	89
25	Florida State	4-0	89

Also receiving votes: California (56), Maryland (55), Miami (44), Cincinnati (39), Wichita State (36), Florida (34), Seton Hall (15), Dayton (14), Butler (14), Virginia Tech (12), Notre Dame (6), Colorado (4), Ohio State (4), Ohio (1), Rutgers (1), Tennessee State (1).

USA Today Coaches Poll (Week 3 - Nov. 21, 2016)

RK	TEAM	RECORD	PTS
1	Kentucky (20)	4-0	754
2	Villanova (4)	5-0	725
3	Duke (5)	4-1	658
4	North Carolina	4-0	654
5	Indiana (2)	3-0	650
6	Virginia	3-0	600
6	Kansas	2-1	600
8	Xavier	5-0	545
9	Arizona	3-0	530
10	Louisville	3-0	470
11	Gonzaga	3-0	409
12	Oregon	2-1	390
13	UCLA	4-0	318
14	Wisconsin	2-1	306
15	Saint Mary's	3-0	301
16	Syracuse	3-0	288
17	West Virginia	3-0	284
18	Creighton	4-0	280
19	Purdue	2-1	254
20	Michigan State	2-2	227
21	Texas	3-0	146
22	Iowa State	3-0	134
23	Maryland	4-0	94
24	Michigan	4-0	79
25	Rhode Island	4-1	70

Also receiving votes: Baylor (60), California (38), Miami (37), Florida (26), Seton Hall (21), Cincinnati (20), Florida State (20), VCU (11), Colorado (11), Butler (10), Notre Dame (9), Wichita State (9), Utah (7), N.C. State (5), Dayton (5), Texas A&M (4), Virginia Tech (3), Oklahoma (3), Connecticut (3), Yale (2), Central Florida (1), UAB (1), Arkansas (1), Northern Iowa (1), CSU Bakersfield (1).

PRESEASON PROJECTIONS

UCLA was selected third in the preseason Pac-12 media poll, announced at Pac-12 media day in San Francisco on Oct. 21. Oregon was picked to finish first, collecting 23 of 27 first-place votes, while Arizona was selected second (and secured four first-place votes). UCLA was picked to finish third in the conference race. The Bruins last won the Pac-12 regular-season title in 2012-13 and most recently won the Pac-12 Tournament in 2014.

PREDICTIONS: Members of the media have correctly picked the regular-season winner of the conference 14 times in 24 tries, while the winner has been accurately chosen in 16 of the 27 all-time preseason votes. This marks the first time in the history of the 28-year preseason poll in which Oregon has been selected to finish first.

THE WOODEN CLASSIC

Prior to this tournament being renamed the Wooden Legacy before the 2013-14 season, UCLA had annually participated in the "Wooden Classic," an annual Saturday doubleheader at the Honda Center in Anaheim (typically in early December). In Nov. 2012, the Bruins played in the John R. Wooden Classic for the 16th time, losing to San Diego State. UCLA recorded an 11-5 mark in 16 total appearances at the John R. Wooden Classic, an event that began in Dec. 1994. In all, the Wooden Classic took place in 19 consecutive years before the format change in 2013.

SHARING THE BALL

UCLA has twice recorded a season-high 29 assists this season – versus Pacific (Nov. 11) and against Portland (Nov. 24). That marks the program's highest single-game total since dishing 29 assists against Washington on Dec. 31, 2006. UCLA last reached the 30-assist total in a game on Feb. 23, 1995, registering 32 assists at California (UCLA won, 104-88). The Bruins also had 32 assists on Nov. 27, 1993 (against Loyola Marymount) and on Feb. 23, 1989 (versus Washington). UCLA totaled 38 assists on Dec. 2, 1990 in the team's 149-98 win over Loyola Marymount.

SOPHOMORE SEASON

Sophomore guard Aaron Holiday has averaged 13.0 points, 4.2 assists and 4.0 rebounds in the Bruins' first six games. Against Pacific on Nov. 11, he had 18 points and five assists (no turnovers). In fact, he came off the bench in that game midway through the first half and scored UCLA's next 10 consecutive points over a 1-minute, 27-second span. Last season, he averaged 10.3 points per game and started all 32 contests. He led the Bruins in 3-point field goal percentage one year ago, shooting 41.9 percent from beyond the arc, and averaged 4.0 assists per game.

STEADY PROGRESSION

Junior center Thomas Welsh has averaged 11.3 points and a team-leading 9.7 rebounds through the first six games. He led the Bruins in blocked shots (32) last season and, through Friday night's game, has recorded 87 career blocks, needing just five more to crack the school's all-time top 10 leaders (blocks). Last season, Welsh earned second-team Pac-12 All-Academic acclaim, becoming UCLA's first player since the 2009-10 season to earn the conference's academic honor (Mustafa Abdul-Hamid was a first-team selection and Malcolm Lee was a second-team honoree that year).

TRIPLE-DOUBLE NOTES

UCLA has four triple-doubles in its record book (three since the assist became an official stat by the NCAA in 1983-84). Most recently, Kyle Anderson had a triple-double as a sophomore in Nov. 2013. Lonzo Ball was two rebounds shy of a triple-double in his debut, totaling 19 points, 11 assists and eight rebounds in a 119-80 win over Pacific (Nov. 11).

PLAYER	DATE	OPPONENT	RESULT	PTS	RBS	AST	BLK
Kyle Anderson	11/22/2013	Morehead State	W, 81-70	13	12	11	3
Toby Bailey	12/18/1995	Stephen F. Austin	W, 109-88	23	10	10	1
Jelani McCoy	12/09/1995	Maryland	W, 73-63	15	10	0	11
Bill Walton	12/08/1973	SMU	W, 77-60	25	16	11	—

HIGHLY RANKED

UCLA has signed five high school seniors to National Letters of Intent during the early signing period (Nov. 9-16). This recruiting class, scheduled to arrive at UCLA in 2017, has been ranked No. 2 in the nation by ESPN.com, Scout.com and Rivals.com. Set to enroll at UCLA next season are Kris Wilkes, Jaylen Hands, Cody Riley, Jalen Hill and Li'Angelo Ball. Wilkes (6-8 guard) hails from Indianapolis, Ind., while Hands (6-2 guard), Riley (6-8 forward), Hill (6-8 forward) and Ball (6-6 guard) are all from southern California. All five players will be freshmen at UCLA in 2017-18.

LOOKING BACK: Most recently, UCLA landed the nation's No. 1-ranked class entering the 2012-13 school year (ranked by ESPN.com). That group included Shabazz Muhammad, Kyle Anderson, Jordan Adams and Tony Parker. UCLA's current freshman class was ranked No. 4 by Scout.com and No. 5 by ESPN.com and Rivals.com.

MCDONALD'S ALL-AMERICANS

UCLA has seen 41 of its student-athletes compete in the annual McDonald's All-American Game, with only Duke and Kentucky having enrolled more McDonald's All-Americans. Freshmen Lonzo Ball and TJ Leaf competed in the March 2016 McDonald's All-American Game in Chicago. Ball tied the single-game record with 13 assists, joining with Leaf to help lift the West past the East, 114-107. Four of UCLA's players on this season's roster have competed in the McDonald's All-American Game – Ball and Leaf in 2016, Thomas Welsh in 2014 and Isaac Hamilton in 2013.

INJURY UPDATE

Sophomore guard Prince Ali underwent surgery to repair a torn meniscus (right knee) on July 15, 2016. He could return by late December 2016. Freshman forward/center Ike Anigbogu had arthroscopic surgery on his right knee on Tuesday, Oct. 25, and missed UCLA's first five games (he returned on Friday, Nov. 25). Sophomore Alex Olesinski has missed the first six games (stress reaction, left foot) and will not play on Sunday against Texas A&M.

SINGLE-GAME ASSISTS

Earl Watson set the UCLA's single-game assist record when he had 16 against Maryland on March 18, 2000 (NCAA Tournament). The Bruins won that game, 105-70, at the Metrodome in Minnesota. Next on the team's assist list are Darrick Martin (vs. Pittsburgh, Feb. 2, 1991) and Darren Collison (vs. Arizona, Feb. 17, 2007), who each had 15 assists. The most assists in one game by any UCLA freshman is 12, set by Pooh Richardson in a double overtime win (81-80) against Washington State (Jan. 11, 1986). The assist became an official NCAA stat during the 1983-84 season. UCLA has tracked the stat since the 1971-72 season.

Team	Points
1. Oregon (23)	320
2. Arizona (4)	298
3. UCLA	259
4. California	209
5. Colorado	199
6. Washington	167
7. USC	163
8. Utah	142
9. Oregon State	122
10. Stanford	119
11. Arizona State	78
12. Washington State	30

UCLA'S SINGLE-GAME RECORD

Player	Assists	Date
Earl Watson	16	03/18/00
Darren Collison	15	02/17/07
Darrick Martin	15	02/02/91
Pooh Richardson	14	03/17/89
Pooh Richardson	14	12/13/86
Pooh Richardson	14	12/06/86
Roy Hamilton	14	03/05/78
Andre McCarter	14	03/31/75
13 times	13	—

CURRENT PLAYERS IN UCLA'S RECORD BOOK

UCLA's ALL-TIME SCORING LEADERS

No.	Player	Points	PPG
1.	Don MacLean (1989-92)	2608	20.5
2.	Kareem Abdul-Jabbar (1967-69)	2325	26.4
3.	Jason Kapono (2000-03)	2095	16.5
–	Reggie Miller (1984-87)	2095	17.2
5.	Toby Bailey (1995-98)	1846	14.3
6.	Ed O'Bannon (1992-95)	1815	15.1
7.	J.R. Henderson (1995-98)	1801	14.2
8.	Trevor Wilson (1987-90)	1798	14.3
9.	Tracy Murray (1990-92)	1792	18.3
10.	Charles O'Bannon (1994-97)	1784	13.3
11.	Bill Walton (1972-74)	1767	20.3
12.	Josh Shipp (2005-09)	1730	12.4
13.	David Greenwood (1976-79)	1721	14.8
14.	Gail Goodrich (1963-65)	1691	18.9
15.	Marques Johnson (1974-77)	1659	14.4
16.	Kenny Fields (1981-84)	1638	14.9
17.	Darren Collison (2006-09)	1634	11.7
18.	Shon Tarver (1991-94)	1575	12.8
19.	Arron Afflalo (2005-07)	1540	14.7
20.	Tyus Edney (1992-95)	1515	12.9
21.	Bryce Alford (2014-present)	1470	13.2
22.	Pooh Richardson (1986-89)	1461	12.0
23.	Dijon Thompson (2002-05)	1458	12.5
24.	Earl Watson (1998-01)	1449	11.2
25.	Sidney Wicks (1969-71)	1423	15.8
26.	Walt Hazzard (1962-64)	1401	16.1
27.	Curtis Rowe (1969-71)	1383	15.4
28.	Kiki Vandeweghe (1977-80)	1380	12.2
29.	Norman Powell (2012-15)	1376	9.8
30.	Rod Foster (1980-83)	1365	12.1
31.	Roy Hamilton (1976-79)	1355	12.5
32.	Jamaal Wilkes (1972-74)	1349	15.0
33.	Kris Johnson (1995-98)	1294	11.6
34.	Henry Bibby (1970-72)	1293	14.4
35.	Dan Gadzuric (1999-02)	1287	10.5

*NOTE: Senior guard Isaac Hamilton has scored 988 career points, needing just 12 more to become the 54th player in school history to have scored at least 1,000 career points.

UCLA's CAREER 3-POINT FIELD GOALS MADE

No.	Player	Years	3FGM
1.	Jason Kapono	2000-03	317
2.	Bryce Alford	2014-present	230
3.	Arron Afflalo	2005-07	209
	Michael Roll	2006-10	209
5.	Josh Shipp	2005-08	198

UCLA's CAREER ASSISTS

No.	Player	Years	3FGM
1.	Pooh Richardson	1986-89	833
2.	Tyus Edney	1992-95	652
3.	Darnick Martin	1989-92	636
4.	Earl Watson	1998-01	607
5.	Darren Collison	2006-09	577
6.	Ralph Jackson	1981-84	523
7.	Roy Hamilton	1976-79	512
8.	Bryce Alford	2014-present	462
	Toby Bailey	1995-98	458
10.	Cameron Dollar	1994-97	451

UCLA's CAREER FREE THROW PERCENTAGE

No.	Player	Years	3FGM
1.	Rod Foster	1980-83	.880
2.	Don MacLean	1989-92	.860
3.	Darren Collison	2006-09	.851
4.	Jordan Adams	2013-14	.839
5.	Reggie Miller	1984-87	.836
6.	Bryce Alford	2014-present	.835
7.	Jason Kapono	2000-03	.830
8.	Gary Cunningham	1960-62	.824
9.	Henry Bibby	1970-72	.823
10.	Nikola Dragovic	2007-10	.821

* minimum 150 attempts

RETURNING CONTRIBUTORS FROM LAST SEASON

György "G.G." Golomán – 6-11, 215 – junior, forward – Körmend, Hungary (The Sagemont School [FL])

- Had a career night against CSUN (Nov. 13), totaling 12 points, eight rebounds and three blocks in 15 minutes
- Missed the Bruins' first 17 games in 2015-16 recovering from a stress fracture below his right knee

Alex Olesinski – 6-10, 200 – sophomore, forward – Roswell, N.M. (La Lumiere School [IN])

- As a freshman in 2015-16, averaged 1.2 points and 2.0 rebounds per game (played in 23 of 32 games)
- During the Bruins' summer tour in Australia, Olesinski averaged 6.3 points per game (made 6 of 11 shots)

Prince Ali – 6-3, 190 – sophomore, guard – The Bronx, N.Y. (The Sagemont School [FL])

- As a freshman last season, averaged 3.9 points and 1.1 rebounds per game (played in 29 of 32 games)
- Continues to recover from a torn meniscus in his right knee, sustained on July 8, 2016

Ikenna Okwarabizie – 6-9, 250 – junior, center – Lagos, Nigeria (Tyler Junior College [TX])

- Played in seven games as a sophomore in 2015-16 ... totaled four rebounds in 13 minutes
- Transferred to UCLA following the 2014-15 season after playing as a freshman at Tyler Junior College in Texas

LOCAL THANKSGIVING

After having spent the Thanksgiving holiday playing in the Bahamas (2014) and Maui (2015) the previous two seasons, UCLA is competing in this season's Wooden Legacy. The Bruins secured a 99-77 win on Thursday before outlasting Nebraska, 82-71, in a semifinal meeting on Friday night at Cal State Fullerton (Titan Gym). The Bruins shot 53.1 percent from the field in two games at Titan Gym and made 44.2 percent of their 3-point attempts (23 of 52).

THE ROAD AHEAD

Following this Sundays' title game at the Honda Center, UCLA will return home to face UC Riverside on Wednesday, Dec. 30. The Bruins' December schedule is lined with Saturday games, in order, at Kentucky (Dec. 3, Rupp Arena), against Michigan (Dec. 10, in Pauley Pavilion) and versus Ohio State as part of the CBS Sports Classic (Dec. 17, T-Mobile Arena in Las Vegas). The upcoming slate also features home games against UC Santa Barbara (Dec. 14) and Western Michigan (Dec. 21) before the Bruins open Pac-12 play at Oregon and Oregon State (Dec. 28-30).

THE ASSIST GOES TO ...

UCLA concluded the 2015-16 season as the only Pac-12 program to have at least three players with 100 or more assists. Bryce Alford finished with a team-high 167 assists, the second-highest total of any Pac-12 player, while Aaron Holiday had 127 and Isaac Hamilton totaled 106. That marked the first season since 2009-10 in which at least three Bruins had 100 or more assists (prior to 2009-10, that feat had not been accomplished at UCLA since 1997-98).

THREE-POINT THREAT

Bryce Alford ranks first in school history in single-season 3-pointers made and is second in career 3-pointers. He made a school-record 93 treys in 2014-15 (sophomore) and has now made 230 three-pointers, second-most all-time at UCLA behind Jason Kapono (317). Alford made 73 treys last season, becoming UCLA's first player since Arron Afflalo (in 2005-06, 2006-07) to have made at least 70 in consecutive seasons.

UCLA: Single-Season Three-Point Field Goals Made

Total	Name	Season	Class	Percentage	3p-FG/FGA
93	Bryce Alford	2014-15	SO	.391	93/238
87	Arron Afflalo	2006-07	JR	.375	87/232
87	Jason Kapono	2001-02	JR	.453	87/192

THAT'S A LONG STREAK: The Bruins have made at least one 3-point attempt in each of their previous 558 games. The last game UCLA played in which it didn't make a 3-pointer was against Stanford on Feb. 3, 2000.

POINTS AND ASSISTS

Bryce Alford has become the sixth player in school history, on record, to have scored at least 1,300 career points and registered 400 or more assists. Alford has become the first UCLA player to equal or eclipse those two career totals since Darren Collison, who amassed 1,634 points and 577 assists over four seasons (2006-09).

Player	Seasons	Points	Assists	Games	PPG	APG	FG/FGA	FG Pct.
Toby Bailey	1995-1998	1846	458	129	14.3	3.6	679/1479	.459
Darren Collison	2006-2009	1634	577	142	11.5	4.1	563/1185	.475
Tyus Edney	1992-1995	1515	652	125	12.1	5.2	484/1007	.481
Pooh Richardson	1986-1989	1461	833	122	12.0	6.8	600/1170	.513
Roy Hamilton	1976-1979	1355	512	108	12.5	4.7	566/1046	.520
Bryce Alford	2014-present	1470	462	111	13.2	4.2	443/1122	.395

*assists were first officially recorded at UCLA in 1973-74

MO OSTIN BASKETBALL CENTER

Construction has begun on the men's and women's basketball programs' new on-campus training and performance facility, known going forward as the Mo Ostin Basketball Center. Named after legendary music industry executive and philanthropist Morris "Mo" Ostin, who generously committed \$10 million to the project, the comprehensive, state-of-the-art facility will be located near Pauley Pavilion at the south end of the Los Angeles Tennis Center.

The Bruins' new training and performance center is expected to be completed in the fall of 2017. Designed by award-winning architectural design firm Kevin Daly Architects in partnership with globally acclaimed high-performance design firm AECOM, the Mo Ostin Basketball Center will include locker rooms, athletic training areas, a strength and conditioning facility, coaches' offices, team meeting rooms, equipment rooms and video rooms among its various amenities. In addition, the facility will incorporate several elements paying homage to the rich history of UCLA Basketball.

The project and its corresponding campaign to raise private funds is part of the \$4.2 billion campus-wide UCLA Centennial Campaign that was announced on May 15, 2014. The UCLA Athletic Department aims to surpass its \$260 million goal by 2019. The Mo Ostin Basketball Center directly addresses the Department's primary Centennial Campaign objective: to create a financially sustainable future to build upon UCLA's standing as the premier intercollegiate athletics program in the nation.

BRUINS IN THE NBA (NOVEMBER 2016)

Player	NBA Team	NBA Season	Years in NBA	Years at UCLA
Arron Affalo	Sacramento Kings	10th season	2008-2016	2005-2007
Kyle Anderson	San Antonio Spurs	3rd season	2015-2016	2013-2014
Trevor Ariza	Houston Rockets	13th season	2005-2016	2004
Matt Barnes	Sacramento Kings	13th season	2004-2016	1999-2002
Darren Collison	Sacramento Kings	7th season	2010-2016	2006-2009
Jrue Holiday	New Orleans Pelicans	8th season	2010-2016	2009
Zach LaVine	Minnesota Timberwolves	3rd season	2015-2016	2014
Kevon Looney	Golden State Warriors	2nd season	2016-present	2015
Kevin Love	Cleveland Cavaliers	9th season	2009-2016	2008
Luc Richard Mbah a Moute	Los Angeles Clippers	9th season	2009-2016	2006-2008
Shabazz Muhammad	Minnesota Timberwolves	4th season	2014-2016	2013
Norman Powell	Toronto Raptors	2nd season	2016-present	2012-2015
Russell Westbrook	Oklahoma City Thunder	9th season	2009-2016	2007-2008

• Since 1948, UCLA has produced the second-most NBA draft selections (114) ... Kentucky tops that list with 121 draft picks. Trailing Kentucky and UCLA on the all-time list are North Carolina (110) and Duke (86) ... with 13 former players on NBA rosters, UCLA leads all Pac-12 programs in that category and ranks fifth, nationally ... last season, 16 Bruins competed in the NBA, including five players from UCLA's 2013-14 squad.

• Former UCLA standout Russell Westbrook earned MVP honors at the 2016 NBA All-Star Game (Feb. 14) for the second straight season ... Westbrook was selected to compete in his fifth career All-Star Game, making his first-ever start ... Westbrook concluded the regular season having averaged 23.5 points, 7.8 rebounds and 10.4 assists per game.

• Former UCLA guards stole the show at both NBA All-Star Weekends in 2015 (New York) and 2016 (Toronto) ... during each All-Star Weekend, Zach LaVine won the annual Slam Dunk Contest one night before Westbrook captured NBA All-Star Game Most Valuable Player (MVP) accolades.

• Seven UCLA players under head coach Steve Alford have advanced to the NBA. Four of those Bruins were first-round NBA draft picks (Zach LaVine, Jordan Adams, Kyle Anderson and Kevon Looney). In addition, Norman Powell was a second-round pick in 2015, while Travis Wear and David Wear joined NBA teams as undrafted free agents.

UCLA AND THE NBA

Matt Barnes entered the 2016-17 NBA season as the most veteran former UCLA player in the league (now in his 14th season). A second-round pick (No. 46 overall) by the Memphis Grizzlies in 2002, Barnes didn't make his NBA debut until Jan. 19, 2004, for the Los Angeles Clippers. He entered this season having played in 855 career NBA contests. UCLA's second-most veteran current NBA player is Trevor Ariza, who spent the 2003-04 campaign in Westwood as a freshman. Ariza enters 13th season in the league, his third consecutive year with the Houston Rockets.

CHALLENGING SLATE

Among Pac-12 teams, UCLA's non-conference schedule last year was rated the most challenging by KenPom.com. Overall, the Bruins played seven games against teams ranked in the top 20 of the AP poll.

The last time that UCLA ...

Faced a top-10 team:	vs. No. 9 Oregon	L, 76-68	March 2, 2016
Faced a top-10 team at home:	vs. No. 9 Oregon	L, 76-68	March 2, 2016
Faced a top-10 team in a true road game:	at No. 7 Arizona	L, 57-47	Feb. 21, 2015
Defeated a top-10 team:	vs. No. 7 Arizona	W, 87-84	Jan. 7, 2016
Defeated a top-10 team in a true road game:	at No. 6 Arizona	W, 84-73	Jan. 24, 2013
Faced a top-10 non-conference team:	vs. No. 1 Kentucky	W, 87-77	Dec. 3, 2015
Faced a top-10 non-conference team at home:	vs. No. 1 Kentucky	W, 87-77	Dec. 3, 2015
Defeated a top-10 non-conference team:	vs. No. 1 Kentucky	W, 87-77	Dec. 3, 2015
Defeated a top-10 non-conference team at home:	vs. No. 1 Kentucky	W, 87-77	Dec. 3, 2015
Defeated a top-10 non-conference team (road/neutral):	vs. No. 10 Michigan State ^	W, 68-63	Nov. 20, 2007

% Pac-12 Tournament championship game played at MGM Grand Garden Arena in Las Vegas

^ game played at the Sprint Center in Kansas City, Mo., as part of the CBE Classic

AGAINST NUMBER ONE

UCLA has faced the nation's No. 1-ranked team four times since the start of the 2013-14 season. Last season, UCLA downed No. 1 Kentucky, 87-77, in Pauley Pavilion on Dec. 3, 2015. In 2014-15, UCLA faced No. 1 Kentucky in Chicago on Dec. 20, 2014. In 2013-14, UCLA lost to No. 1 Arizona in Pauley Pavilion (Jan. 9, 2014) before losing to No. 1 Florida in the NCAA Tournament's Sweet 16. UCLA has gone 11-22 all-time against the Associated Press' No. 1-ranked team.

The Last Time ...	Date	Result	Score	Opponent	Venue
Played No. 1 team	12/03/2015	W	87-77	Kentucky	Pauley Pavilion
Defeated No. 1 team	12/03/2015	W	87-77	Kentucky	Pauley Pavilion
Defeated No. 1 team at home	12/03/2015	W	87-77	Kentucky	Pauley Pavilion
Defeated No. 1 team on road	02/03/2001	W	79-73	Stanford	Maples Pavilion

• Prior to UCLA's win over No. 1 Kentucky last December, UCLA hadn't defeated the No. 1-ranked team in five previous tries. Previously, UCLA had last downed the No. 1-ranked team on March 13, 2003, upending No. 1 Arizona, 96-89, in overtime in a first-round Pac-10 Tournament game. The Bruins were unable to get the win in meetings against top-ranked Stanford (Feb. 2004), Kansas (Dec. 2009), Arizona (Jan. 2014), Florida (March 2014) and Kentucky (Dec. 2014).

• In 2013-14, UCLA had two games against No. 1-ranked teams. The Bruins lost to Arizona, 79-75, in Pauley Pavilion on Jan. 9, 2014, when the Wildcats entered with a 15-0 record and No. 1 ranking. UCLA had its season end against No. 1 Florida in the NCAA Tournament's Sweet 16 (game played on March 27, 2014 in Memphis).

• UCLA's win over Kentucky on Dec. 3, 2015, marked the program's first victory over a top-10 team (AP poll) since March 15, 2014, when the Bruins downed No. 4 Arizona, 75-71, in the 2014 Pac-12 Tournament championship game. UCLA landed its first home win over the nation's No. 1 team since Jan. 12, 2002 (vs. No. 1 Kansas, 87-77).

• Since the start of the 1999-2000 season, the Bruins have gone 5-8 against the nation's No. 1-ranked team. Eight of those 13 contests took place prior to 2004-05. Prior to two meetings in 2013-14 against Arizona and Florida, the Bruins had not faced the nation's No. 1-ranked team (AP poll) since Dec. 6, 2009 (Kansas).



Josh Lewin and Tracy Murray

UCLA BASKETBALL ON THE AIR

For the ninth straight season, UCLA men's basketball games will be produced by the UCLA Sports Network from IMG, with AM 570 Fox Sports LA in Los Angeles serving as the flagship station for the network. This is the 20th year of UCLA's partnership with AM 570 Fox Sports LA owner Clear Channel. Other stations on the UCLA Sports Network from IMG include KXEX (1550 AM) in Fresno and KSLK (96.1 FM) in Visalia.

In 2016-17, all 31 regular-season basketball games will be televised live. The Bruins will have at least 10 games broadcast by the ESPN family of networks. Six games will be televised by FOX Sports, and 12 will be carried by Pac-12 Networks. CBS will televise UCLA's game against Ohio State on Dec. 17 in Las Vegas and the Bruins' home game against Arizona on Jan. 21.

UCLA hired Josh Lewin as the program's new play-by-play voice in June 2016. He took over for Bill Roth, who was named to the position in April 2015. In addition to calling UCLA men's basketball and football games, Lewin is currently in his 12th season as the voice of the San Diego Chargers and recently completed his fifth season handling play-by-play duties for the New York Mets.

Lewin brings to Westwood over two decades of experience calling NFL, MLB, NHL and NCAA football and basketball contests. From 2002-2010, he was the television play-by-play broadcaster for the Texas Rangers and was a part of Fox's Saturday national baseball coverage including serving as the "dugout reporter" for the American League Championship Series and National League Championship Series.

Joining Lewin at his broadcast position will be Tracy Murray, who will begin his eighth season as an analyst. Murray, who played at UCLA from 1990-92 before enjoying a 12-year NBA career, spent the 2015-16 season as a shooting coach for the Los Angeles Lakers. He served as a radio analyst with UCLA from the 2007-08 season through the Bruins' 2014-15 campaign, working alongside Chris Roberts.

One of the most decorated players in UCLA basketball history, Murray currently ranks ninth on the program's all-time scoring list, having recorded 1,792 points in 98 career games. A three-year standout for the Bruins, Murray averaged 18.3 points and 6.4 rebounds per game while helping lead UCLA to three straight appearances in the NCAA Tournament – including a Sweet 16 trip in 1990 and an Elite Eight trip in 1992.

Murray, who starred at Glendora High School (Glendora, Calif.), was selected in the first round of the 1992 NBA Draft by the San Antonio Spurs following his junior season with the Bruins (1991-92).

Fans around the nation can also follow select UCLA games on SIRIUS and XM Satellite Radio. Broadcasts can be heard online by visiting www.uclabruins.com.

LISTEN WITH "TUNE IN"

UCLA men's basketball games can be heard at AM 570 or via the TuneIn Radio app, available free of charge by visiting www.tunein.com.

The TuneIn Radio app allows fans to listen to the world's sports, news, talk and music online and through mobile devices.

UCLA vs. RANKED TEAMS (AP poll)

Games from the last 10 seasons			Opp	UCLA
Date	Team	Score	Rank	Rank
03/02/16	Oregon	L 68-76	9	---
02/12/16	Arizona	L 75-81	17	---
01/07/16	Arizona	W 87-84	7	---
12/19/15	North Carolina	L 76-89	11	22
12/12/15	Gonzaga	W 71-66	20	---
12/03/15	Kentucky	W 87-77	1	---
11/24/15	Kansas	L 73-92	5	---
03/27/15	Gonzaga	L 62-74	7	---
03/19/15	SMU	W 60-59	20	---
03/13/15	Arizona	L 64-70	5	---
02/21/15	Arizona	L 47-57	7	---
01/29/15	Utah	W 69-59	11	---
01/04/15	Utah	L 39-71	10	---
12/20/14	Kentucky	L 44-83	1	---
12/13/14	Gonzaga	L 74-87	9	---
11/27/14	North Carolina	L 56-78	5	22
03/27/14	Florida	L 68-79	1	20
03/15/14	Arizona	W 75-71	4	---
01/16/14	Colorado	W 69-56	21	25
01/09/14	Arizona	L 75-79	1	---
12/19/13	Duke	L 63-80	8	---
03/15/13	Arizona	W 66-64	18	24
03/02/13	Arizona	W 74-69	11	---
01/24/13	Arizona	W 84-73	6	---
01/19/13	Oregon	L 67-76	21	24
12/28/12	Missouri	W 97-94 ^(OT)	7	---
12/01/12	San Diego State	L 69-78	23	24
11/23/11	Michigan	L 63-79	15	---
11/22/11	Kansas	L 56-72	14	---
03/19/11	Florida	L 65-73	15	---
02/26/11	Arizona	W 71-49	10	---
12/18/10	BYU	W 86-79	16	---
12/02/10	Kansas	L 76-77	4	---
11/24/10	Villanova	L 70-82	7	---
12/06/09	Kansas	L 61-73	1	---
11/27/09	Butler	L 67-69	12	---
03/21/09	Villanova	L 69-89	11	18
02/19/09	Washington	W 85-76	22	20
02/12/09	Arizona State	L 67-74	18	11
01/17/09	Arizona State	L 58-61 ^(OT)	16	9
12/04/08	Texas	L 64-68	8	12
04/05/08	Memphis	L 63-78	2	3
03/29/08	Xavier	W 76-57	12	3
03/15/08	Stanford	W 67-64	11	3
03/06/08	Stanford	W 77-67 ^(OT)	7	3
02/07/08	Washington St.	W 67-59	17	5
01/12/08	Washington St.	W 81-74	4	5
01/03/08	Stanford	W 76-67	20	5
12/02/07	Texas	L 61-63	8	2
11/20/07	Michigan State	W 68-63	10	2
03/31/07	Florida	L 66-76	3	7
03/24/07	Kansas	W 68-55	2	7
03/22/07	Pittsburgh	W 64-55	10	7
03/01/07	Washington St.	W 53-45	13	2
02/17/07	Arizona	W 81-66	19	5
02/07/07	USC	W 70-65	19	2
02/01/07	Oregon	W 69-57	9	5
01/20/07	Arizona	W 73-69	11	3
01/06/07	Oregon	L 66-68	16	1
12/31/06	Washington	W 96-74	13	1
12/09/06	Texas A&M	W 65-62	6	1
11/22/06	Georgia Tech	W 88-73	19	5
11/21/06	Kentucky	W 73-68	20	5
04/03/06	Florida	L 57-73	10	7
04/01/06	LSU	W 59-45	19	7
03/25/06	Memphis	W 50-45	4	7
03/23/06	Gonzaga	W 73-71	5	7
02/11/06	Washington	L 67-70	21	13
01/21/06	West Virginia	L 56-60	12	18
01/14/06	Washington	L 65-69	13	11
01/05/06	Arizona	W 85-79	21	17
12/10/05	Nevada	W 67-56	17	16
11/23/05	Memphis	L 80-88	11	16

Last season, the Bruins went 3-4 against teams ranked in that week's AP top 25 poll. This list also includes all postseason games versus ranked opponents. UCLA's seven regular-season games against top 25 ranked teams in 2015-16 marked the Bruins' highest such total since 2007-08 (which was also six).

POSITIONAL WATCH LISTS

Four of UCLA's players, including two freshmen, have been named to 20-man positional watch lists, as announced in October by the Naismith Memorial Basketball Hall of Fame. Below is a synopsis of UCLA's four "watch list" candidates.

BOB COUSY AWARD: 6-foot-6 freshman Lonzo Ball has been named to the Bob Cousy Award watch list. The Cousy Award is annually awarded to the nation's premier point guard.

JERRY WEST AWARD: Senior Isaac Hamilton, UCLA's leading returning scorer from last season, has been named to the watch list for the Jerry West Award, bestowed annually to the nation's top shooting guard.

KARL MALONE AWARD: 6-foot-10 freshman TJ Leaf, who excelled at Foothills Christian High School, is among 20 watch list candidates for the Karl Malone Award, annually presented to the nation's top power forward.

KAREEM ABDUL-JABBAR AWARD: 7-foot center Thomas Welsh, a junior from Redondo Beach, Calif., has been named as a watch list candidate for the Kareem Abdul-Jabbar Award, honoring the game's top center.

EXPERIENCED TRAVELERS

Over the course of the last four years, the UCLA basketball program has accrued plenty of mileage. Destinations away from the West Coast have included foreign trips to China (Aug. 2012) and Australia (Aug. 2016), the Battle 4 Atlantis tournament in the Bahamas (Nov. 2014), last season's Maui Invitational in Lahaina (Nov. 2015), three trips to New York City (2012, 2013 and 2015), a trip to Chicago (Nov. 2014) and postseason games in Austin, Texas (March 2013), San Diego (March 2014), Memphis, Tenn. (March 2014), Louisville, Ky. (March 2015) and Houston, Texas (March 2015).

TRAVELING TO CHINA: UCLA will open its 2017-18 season against Georgia Tech in Shanghai, China, as announced on Friday, Nov. 11, by the Pac-12 Conference. UCLA and Georgia Tech will face off in the 2017 Pac-12 China Game. The Bruins traveled to China for a six-day Pac-12 goodwill tour from Aug. 23-29, 2012.

BRUINS DOWN UNDER

UCLA spent 10 full days in Australia in August 2016, going 2-1 in three preseason games (NCAA rules allow college programs to take a foreign trip once every four years). The Bruins spent four days in Sydney, three in Melbourne and three in Gold Coast before returning to Los Angeles the morning of Aug. 31. UCLA cruised past Sydney University, 123-76, in its first game. The Bruins followed with two games against professional teams in Australia's National Basketball League (NBL), losing to the Melbourne United (89-84) and defeating the Brisbane Bullets (94-91).

OVERSEAS HIGHLIGHTS: Among several off-the-court highlights for UCLA while in Australia included a tour of the Sydney Opera House, hiking to the top of the Sydney Harbour Bridge, a one-hour bike tour in Melbourne and a group surfing lesson in Surfer's Paradise, located in Gold Coast (nearly one hour south of Brisbane).

UCLA SIGNS FIVE HIGH SCHOOL STANDOUTS FOR 2017

Bruins recruiting class currently ranked No. 2 by ESPN.com, Scout.com and Rivals.com

UCLA signed five high school seniors – Li'Angelo Ball, Jaylen Hands, Jalen Hill, Cody Riley and Kris Wilkes – to National Letters of Intent during the early signing period. These five players will enroll at UCLA in 2017 and be freshmen in 2017-18.

LI'ANGELO BALL

A 6-foot-6, 240-pound guard at Chino Hills High School (Chino Hills, Calif.), Li'Angelo Ball averaged a team-leading 27.4 points per game as a junior (2015-16) ... he played alongside his older brother, Lonzo Ball (currently a freshman at UCLA), during his first three years of high school ... helped Chino Hills post a perfect 35-0 record during his junior season, culminating in the 2016 CIF State Open Division Championship ... Chino Hills defeated De La Salle (Concord, Calif.), 70-50, in the title game ... his Chino Hills team in 2015-16 scored at least 100 points in 18 games ... as a junior (2015-16), was named to the Los Angeles Times' All-Star boys basketball team ... as a sophomore (2014-15), helped guide Chino Hills to the CIF Division I state title game.

JAYLEN HANDS

A 6-foot-3, 170-pound guard at Foothills Christian High School (El Cajon, Calif.), Jaylen Hands has been ranked the No. 26 player in his high school class by Rivals.com ... he was also rated No. 27 by Scout.com and No. 31 by ESPN.com ... spent his first two seasons of high school at Mater Dei Catholic High School (Chula Vista, Calif.) ... was named the Most Valuable Player of the 2016 adidas Nations tournament last summer, leading his team to the tournament title with an 18-point performance in a game nationally televised by ESPNU ... as a sophomore (2014-15), secured San Diego Metro League Player of the Year honors ... also was named a first-team CIF All-San Diego Section honoree, a first-team CIF All-State selection and a first-team All-Trinity League selection ... as a freshman in 2013-14, earned second-team All-Trinity League acclaim in leading his high school team to the CIF San Diego Section title ... led Mater Dei Catholic to back-to-back Trinity League championships.

JALEN HILL

A 6-foot-8 forward from Corona, Calif., Jalen Hill has been ranked the No. 50 player in his high school class, nationally, by ESPN.com ... also has been listed as the No. 61 player by Rivals.com and the No. 87 player by Scout.com ... plays at Centennial High School in Corona (during his previous two

seasons, Hill played alongside current UCLA freshman Ike Anigbogu) ... as a junior (2015-16), Hill averaged 13.3 points and 8.8 rebounds per game ... as a sophomore (2014-15), he led Centennial to a 26-6 record and the CIF Southern Section Regional title ... posted season averages of 6.5 ppg, 5.8 rpg and 1.3 bpg ... as a freshman (2013-14), Hill helped Centennial to a 29-4 record, including the Big VIII League title and a runner-up finish in the CIF Southern Section Division I playoffs ... while competing for USA Basketball, helped lead Team USA to the 2015 FIBA Americas U-16 Championship.

CODY RILEY

A 6-foot-8 forward from Chatsworth, Calif., Cody Riley is currently a senior at Sierra Canyon High School ... he has been ranked as high as No. 30, nationally, in his high school class by Scout.com ... also has been listed No. 34 by Rivals.com and No. 45 by ESPN.com ... has twice earned first-team All-Area honors from Los Angeles Daily News (2015, 2016), in addition to securing third-team All-State acclaim from Cal-Hi Sports ... during his junior season, Sierra Canyon lost in the CIF Southern Section Open Division final to eventual state champion Chino Hills High School ... has been a three-time CIF Southern Section Division V John Wooden Award winner (high school player of the year) ... in his first three high school seasons, guided his teams to a perfect 30-0 mark in league games ... as a junior (2015-16), averaged 12.5 points, 7.9 rebounds and 1.8 blocks per game at Sierra Canyon High School ... led Sierra Canyon to a 26-5 overall record and a 10-0 mark in league play during his junior campaign ... as a sophomore (2014-15), registered 15.6 points and 9.4 rebounds per game, leading his high school program to a 26-4 overall record and a 10-0 mark in league games ... as a freshman (2013-14), logged 14.5 ppg and 7.7 rpg.

KRIS WILKES

A 6-foot-8 guard from Indianapolis, Ind., Kris Wilkes has been ranked by Scout.com as the nation's No. 4 power forward in his high school class ... Wilkes has also been tabbed as the No. 1 player in the state of Indiana this year by the Indianapolis Star ... he was listed as one of six Indy Star Indiana Junior All-Stars in March 2016, as selected through votes from the Indiana Basketball Coaches Association ... averaged 22.6 points and 5.6 rebounds per game at North Central High School during his junior season (2015-16) ... in addition, Wilkes has been ranked No. 14, nationally, in his high school class by ESPN.com and No. 18 by both Scout.com and Rivals.com.

HEAD COACH STEVE ALFORD'S YEAR-BY-YEAR TOTALS

Year	School	Record	Pct.	League	Pct.	Postseason
1991-92	Manchester College	4-16	.200	3-11	.214	---
1992-93	Manchester College	20-8	.714	7-5	.583	NCAA Division III (0-1)
1993-94	Manchester College	23-4	.852	10-2	.833	NCAA Division III (0-1)
1994-95	Manchester College	31-1	.969	12-0	1.000	NCAA Division III (3-1), National Runner-up
1995-96	Missouri State	16-12	.571	11-7	.611	---
1996-97	Missouri State	24-9	.727	12-6	.667	NIT (0-1)
1997-98	Missouri State	16-16	.500	11-7	.611	---
1998-99	Missouri State	22-11	.667	11-7	.611	NCAA (2-1)
1999-00	Iowa	14-16	.467	6-10	.375	---
2000-01	Iowa	23-12	.657	7-9	.438	NCAA (1-1), Big Ten Tournament Champs
2001-02	Iowa	19-16	.543	5-11	.313	NIT (0-1)
2002-03	Iowa	17-14	.548	7-9	.438	NIT (2-1)
2003-04	Iowa	16-13	.552	9-7	.563	NIT (0-1)
2004-05	Iowa	21-12	.636	7-9	.438	NCAA (0-1)
2005-06	Iowa	25-9	.735	11-5	.688	NCAA (0-1), Big Ten Tournament Champs
2006-07	Iowa	17-14	.548	9-7	.563	---
2007-08	New Mexico	24-9	.727	11-5	.688	NIT (0-1)
2008-09	New Mexico	22-12	.647	12-4	.750	NIT (1-1)
2009-10	New Mexico	30-5	.857	14-2	.875	NCAA (1-1)
2010-11	New Mexico	22-13	.629	8-8	.500	NIT (1-1)
2011-12	New Mexico	28-7	.800	10-4	.714	NCAA (1-1), MWC Tournament Champs
2012-13	New Mexico	29-6	.829	13-3	.813	NCAA (0-1), MWC Tournament Champs
2013-14	UCLA	28-9	.757	12-6	.667	NCAA (2-1), Pac-12 Tournament Champs
2014-15	UCLA	22-14	.611	11-7	.611	NCAA (2-1)
2015-16	UCLA	15-17	.469	6-12	.333	---
2016-17	UCLA	6-0	1.000	0-0	.000	---
4 seasons at Manchester College		78-29	.729	32-18	.640	3 NCAA D-III Tournaments
4 seasons at Missouri State		78-48	.619	45-27	.625	1 NCAA Tournament, 1 Sweet 16
8 seasons at Iowa		152-106	.589	61-67	.477	3 NCAA Tournaments
6 seasons at New Mexico		155-52	.749	68-26	.723	3 NCAA Tournaments
4th season at UCLA		71-40	.640	29-25	.537	2 NCAA Tournaments, 2 Sweet 16s
26th SEASON OVERALL		534-275	.660	235-163	.590	12 NCAA Tournaments

NOTES ON UCLA HEAD COACH STEVE ALFORD

- Leads all coaches, age 52 and under, in career NCAA victories with 532 (Steve Alford turned 52 on Nov. 23, 2016) ... entered the 2016-17 season with a 528-275 record in 25 years and a 450-246 record at the NCAA Division I level the past 21 seasons ... has averaged 24.4 wins per season the past nine years (2007-08 through 2015-16).
- In his first season as UCLA's head coach (2013-14), he steered the Bruins to a 28-9 overall record, a trip to the NCAA Tournament's Sweet 16 and the Pac-12 Tournament title ... in 2014-15, he guided UCLA back to the NCAA Tournament's Sweet 16 after having advanced to the Pac-12 Tournament semifinals.
- While in Albuquerque, helped New Mexico secure four MWC regular-season championships and two tournament titles ... coached the Lobos to its two highest single-season victory totals (30 wins in 2009-10, 29 wins in 2012-13).
- Only head coach in school history at Iowa to have led the Hawkeyes to the Big Ten Tournament's title game (accomplishing that feat in 2001, 2002 and 2006) ... led Iowa to the Big Ten Tournament Championship in 2001 and 2006 ... established a school-record seven consecutive winning seasons at Iowa (2001-2007).
- Guided Missouri State (then named Southwest Missouri State) to its only appearance in the NCAA Tournament's "Sweet 16" in 1999 ... took over as head coach at Missouri State in the summer of 1995 at age 31 after having led Manchester College to the NCAA Division III championship game in March 1995.

HEAD COACH STEVE ALFORD



Record at UCLA
71-40 (4th season)

Overall Record
534-275 (26th season)

Steve Alford enters his 26th season as a collegiate head coach in 2016-17. In his first two seasons at UCLA, he led the Bruins to two Sweet 16 appearances (2014, 2015) and one Pac-12 Tournament crown (2014).

ELITE COMPANY

Steve Alford is one of 12 head coaches to have led at least four NCAA Division I programs to the NCAA Tournament (Missouri State, Iowa, New Mexico and UCLA). His UCLA teams advanced to the Sweet 16 of the NCAA Tournament in 2014 and 2015. In 2014, he became UCLA's first head coach to lead the Bruins to the Pac-12 Tournament title in his first year as head coach.

The other 11 coaches to have led at least four NCAA Division I teams to the NCAA Tournament include John Beilein, Lefty Driesell, Cliff Ellis, Larry Eustachy, Jim Harrick, Lon Kruger, Fran McCaffery, Tom Penders, Rick Pitino, Tubby Smith and Eddie Sutton. Eight of those 11 coaches are active head coaches.

Of the 12 coaches who have led four different schools to the NCAA Division I Tournament, only five have won at least one game at all four schools. Lon Kruger has won at least one game at five schools.

Steve Alford

Missouri State, Iowa, New Mexico, UCLA

Jim Harrick

Pepperdine, UCLA, Rhode Island, Georgia

Lon Kruger

Kansas State, Florida, Illinois, UNLV, Oklahoma

Tubby Smith

Tulsa, Georgia, Kentucky, Minnesota

Eddie Sutton

Creighton, Arkansas, Kentucky, Oklahoma State

Steve Alford's Career Records vs. NCAA D-I Opponents

Air Force	15-1	Dayton	1-1	Indiana State	8-2	Nebraska	2-0	Sacramento State	1-0	UAB	2-0
Alabama	1-3	Detroit Mercy	2-0	Iowa State	5-4	Nevada	3-0	Saint Louis	6-3	UC Riverside	2-0
Alabama State	1-0	Drake	14-2	Kansas	1-1	New Mexico State	10-2	San Diego	6-0	UC Santa Barbara	1-0
Arizona	2-4	Drexel	1-0	Kentucky	2-2	New Orleans	1-0	San Diego State	7-8	UMKC (Missouri-Kansas City)	2-0
Arizona State	6-2	Duke	0-3	Liberty	1-0	Nicholls State	2-0	Santa Clara	1-0	UNC Asheville	1-0
Boise State	4-0	Duquesne	1-0	Long Beach State	6-0	North Carolina	0-3	SMU	1-0	UNC Charlotte	0-1
Boston College	1-0	East Carolina	0-1	Longwood	1-0	North Dakota	1-0	South Dakota State	0-1	UNC Greensboro	1-0
Boston University	1-0	Eastern Illinois	2-0	Louisiana Tech	3-0	Northern Arizona	1-0	Southeast Missouri State	2-0	UNC Wilmington	1-0
Bowling Green	2-0	Eastern Washington	2-0	Louisiana-Lafayette	2-1	Northern Illinois	1-0	Southern Illinois	6-2	UNLV	8-7
Bradley	6-5	Evansville	3-6	Louisville	2-1	Northern Iowa	11-6	Southern Methodist	1-0	USC	7-3
Butler	1-1	Fairfield	1-0	Loyola Marymount	1-0	Northwestern	8-6	Southern Mississippi	2-0	Utah	7-7
BYU	5-4	Florida	0-1	LSU	0-1	Northwestern State	2-1	Southern Utah	1-0	Valparaiso	3-0
Cal Poly	1-0	Florida Atlantic	1-0	Maryland	0-1	Northwood	1-0	St. Bonaventure	1-0	VCU	0-1
Cal State Bakersfield	1-0	Kansas	1-3	Maryland Eastern Shore	2-0	Notre Dame	0-1	Stanford	4-4	Villanova	0-1
Cal State Fullerton	1-0	Florida State	0-1	McNeese State	1-0	Oakland	1-0	Stephen F. Austin	2-0	Virginia Tech	0-1
California	4-4	Fresno State	3-0	Memphis	1-0	Ohio	1-0	TCU	8-4	Wake Forest	0-1
Centenary	2-0	George Mason	1-0	Mercer	2-0	Ohio State	8-8	Tennessee	1-1	Washington	2-3
Central Florida	0-1	Georgia State	1-0	Miami (Ohio)	1-0	Oklahoma	0-1	Tennessee State	1-0	Washington State	3-2
Chattanooga	2-0	Georgia Tech	1-1	Michigan	6-7	Oklahoma State	1-0	Tennessee-Martin	1-0	Weber State	2-0
Cincinnati	1-2	Gonzaga	1-2	Michigan State	6-9	Oral Roberts	1-1	Texas	1-1	Western Carolina	1-0
Coastal Carolina	1-0	Grambling State	1-0	Minnesota	11-5	Oregon	3-4	Texas A&M	1-0	Western Illinois	1-0
Colgate	1-0	Harvard	0-1	Mississippi	1-1	Oregon State	4-3	Texas El Paso	2-1	Wichita State	5-3
Colorado	6-1	Hawaii	3-0	Mississippi State	0-1	Pacific	1-0	Texas Pan American	2-0	Wisconsin	5-12
Colorado State	10-2	Houston Baptist	1-0	Missouri	3-5	Penn State	11-4	Texas San Antonio	2-0	Wisconsin Green Bay	1-0
Connecticut	2-0	Idaho	2-1	Missouri State	1-0	Pepperdine	1-0	Texas Southern	3-0	Wisconsin Milwaukee	1-0
Coppin State	1-0	Idaho State	1-0	Monmouth	0-1	Portland	2-0	Texas Tech	4-4	Wyoming	12-2
Cornell	1-0	Illinois	4-10	Montana	1-0	Prairie View A&M	1-0	The Citadel	2-0		
Creighton	8-7	Illinois Chicago	1-0	Montana State	3-0	Presbyterian	1-0	Toledo	1-0		
CSUN	3-0	Illinois State	4-6	Morehead State	2-0	Purdue	9-6	Troy State	1-0		
Davidson	1-0	Indiana	8-7	N.C. State	1-1	Robert Morris	1-0	Tulsa	4-1		

ABOUT UCLA's COACHING STAFF

Duane Broussard

Alma Mater: Bradley '93

Assistant Coach, 4th season at UCLA



• Currently in his fourth season on UCLA's coaching staff ... spent 10 seasons working with the men's basketball program at the University of New Mexico prior to his arrival in Westwood ... is the only member of this coaching staff who worked with Steve Alford at the University of New Mexico.

• Entering his ninth season working alongside Steve Alford, Broussard has helped UCLA post a 65-40 record the previous three seasons ... led the Bruins to consecutive Sweet 16 trips (2014, 2015) ... through 22 previous years on college staffs, his teams have gone 447-253 (.639 win percentage).

• UNM posted a .655 win percentage in his 10 seasons on staff ... in his final two years, the Lobos won the Mountain West Conference's regular-season and tournament titles (combined 57-13 record).

• While at UCLA and New Mexico, he has been responsible for nine NBA Draft selections (eight first-round picks) ... at UCLA: Zach LaVine (2014), Jordan Adams (2014), Kyle Anderson (2014), Kevon Looney (2015) and Norman Powell (2015) ... at New Mexico: Danny Granger (2005), J.R. Giddens (2008), Darrington Hobson (2010) and Tony Snell (2013).

• Served on the men's basketball staff at Bradley University (Peoria, Ill.) for nine seasons, working as an assistant coach the final six years (1997-2002) under head coach Jim Molinari ... was a four-year basketball letterwinner at Bradley from 1990-93 ... graduated from Bradley in 1993 with degrees in criminal justice and sociology ... continued his education by earning a master's degree in public service administration from Bradley in 1997.



Ed Schilling

Alma Mater: Miami (Ohio) '88

Assistant Coach, 4th season at UCLA

• Now in his fourth season on the Bruins' coaching staff after an extensive career working with NBA, NCAA Division I and high school programs ... in his first two seasons at UCLA, helped send seven players to the NBA (including four first-round NBA Draft selections).

• Through three seasons at UCLA, has helped guide the Bruins to a 65-40 overall record, including back-to-back trips to the Sweet 16 in 2014 and 2015.

• Prior to arriving at UCLA in April 2013, Schilling spent the previous four years as head coach at Park Tudor High School (Indiana) in addition to specializing in individual skills development programs with NBA players (St. Vincent's Sports Performance and its NBA readiness program) ... he also worked with Adidas Nations and Champions Academy.

• Pre-draft preparation with the St. Vincent's Sports Performance program included working with No. 1 NBA Draft selection Greg Oden, Mike Conley, Mario Chalmers, Gordon Heyward, Jeff Teague, Marquis Teague, Carl Landry and many others.

• Served as head coach at Wright State from 1997-2003 ... was an assistant coach under John Calipari at Memphis in 2003-04 and 2004-05 ... also worked with Coach Calipari with the New Jersey Nets in 1996-97 and at the University of Massachusetts (Amherst) on the Minutemen's NCAA Final Four team in 1995-96.

• When John Calipari was named the New Jersey Nets' VP of Basketball Operations and basketball coach in 1996-97, Schilling joined him as an assistant coach ... Schilling's rise in the coaching profession was chronicled in Sports Illustrated, as he became the only coach to advance from the high school coaching ranks to the Final Four and then to the bench of an NBA team in a period of 310 days.



David Grace

Alma Mater: Park University '03

Assistant Coach, 4th season at UCLA

• Joined the staff in April 2013 after five seasons as an assistant coach at Oregon State ... has helped lead UCLA to a 65-40 mark in three seasons at UCLA.

• Played a major role in UCLA advancing to the Sweet 16 in 2014 and 2015 ... helped UCLA's program secure an incoming class in 2014-15 rated as high as No. 3, nationally (by Scout.com) ... during his two years on staff at UCLA, seven Bruins have advanced to the NBA.

• At Oregon State, Grace established himself as one of the Pac-12's top recruiters ... in five seasons at OSU, helped lead the program to their most wins (78) since 1988 to 1992.

• Grace proved instrumental in recruiting Roberto Nelson and Joe Burton from southern California to Oregon State ... Nelson led the Pac-12 in scoring in conference games in 2012-13 and was conference's leading scorer in 2013-14 ... Burton served as team captain during his senior year (2012-13) and produced over 1,000 career points, 700 rebounds and 300 assists over four seasons.

• A decorated military veteran who served in Operation Desert Storm, Grace quickly rose through the high school and college coaching ranks prior to his arrival at Oregon State ... has played, coached and refereed basketball games across America and on three continents ... broke into the NCAA Division I coaching ranks at Sacramento State in 2006-07 before serving as an assistant coach at the University of San Francisco.

• Worked as a high school teacher and head coach in Arizona in the mid-2000s after having served 20 years in the United States' Air Force ... has degrees in logistical and social services from the Air Force and earned his bachelor's of science degree in management and human resources from Park University in 2003 ... began coaching basketball with Boo Williams' AAU program in Hampton, Virginia in 2003.



Tyus Edney

Alma Mater: UCLA '97

Director of Operations, 7th season at UCLA

• Among the all-time great point guards at UCLA, Edney is now in his seventh season as the program's director of operations ... serves as a liaison to the athletic administration and other school officials in his current role and handles day-to-day operational duties.

• As a four-year letterwinner, Edney led UCLA to the 1995 NCAA title as a senior ... one of the nation's top point guards, he enjoyed a tremendous career in Westwood from 1992-95.

• After his collegiate career concluded, he played four seasons in the NBA (1996-98, 2001) and spent nearly 10 years playing internationally in Europe ... at UCLA, Edney was a three-time first-team All-Pac-10 selection ... in UCLA's career record book, he still ranks second all-time on the assists list (652).

MISCELLANEOUS STATS

CAREER TOTALS (alphabetical by class)

PLAYER	GP	PTS	REB	AST
Bryce Alford	111	1470	315	462
Isaac Hamilton	74	1019	274	247
Jerrold Smith	11	4	1	1
György G.G. Golomán	56	115	119	30
Ikenna Okwarabizie	11	1	7	0
Thomas Welsh	73	554	458	29
Alec Wulff	12	6	1	2
Prince Ali	29	113	31	11
Aaron Holiday	38	409	120	152
Alex Olesinski	23	28	46	4
Lonzo Ball	6	96	32	54
TJ Leaf	6	107	53	18
Isaac Wulff	2	3	2	0

GAMES PLAYED

PLAYER	2016-17	CAREER
Bryce Alford	6	111
Isaac Hamilton	6	74
Thomas Welsh	6	73
György G.G. Golomán	6	56
Aaron Holiday	6	38
Prince Ali	0	29
Alex Olesinski	0	23
Alec Wulff	3	12
Ikenna Okwarabizie	4	11
Jerrold Smith	3	11
Lonzo Ball	6	6
TJ Leaf	6	6
Isaac Wulff	2	2

STARTS

PLAYER	2016-17	CAREER
Bryce Alford	6	75
Isaac Hamilton	6	74
Thomas Welsh	6	35
Aaron Holiday	0	32
Lonzo Ball	6	6
TJ Leaf	6	6

DOUBLE-DOUBLES

PLAYER	2016-17	CAREER
Thomas Welsh	4	14
Isaac Hamilton^	0	3
Bryce Alford*	0	3
TJ Leaf	2	2
Lonzo Ball*	3	3

* three point-assist double-doubles

^ one point-assist double-double

DOUBLE-FIGURE POINTS

PLAYER	2016-17	CAREER
Bryce Alford	6	74
Isaac Hamilton	6	57
Thomas Welsh	5	27
Aaron Holiday	5	25
Prince Ali	0	3
Lonzo Ball	6	6
TJ Leaf	6	6
György G.G. Golomán	1	1

DOUBLE-FIGURE REBOUNDS

PLAYER	2016-17	CAREER
Thomas Welsh	4	16
Isaac Hamilton	0	2
TJ Leaf	2	2

30+ POINTS

PLAYER	2016-17	CAREER
Bryce Alford	1	3
Isaac Hamilton	0	1

20+ POINTS

PLAYER	2016-17	CAREER
Bryce Alford	2	21
Isaac Hamilton	1	14
Thomas Welsh	0	3
TJ Leaf	3	3
Lonzo Ball	1	1

10+ ASSISTS

PLAYER	2016-17	CAREER
Bryce Alford	0	4
Lonzo Ball	3	3
Isaac Hamilton	0	1

2016-17 UCLA RADIO/TV ROSTER




0

Alex Olesinski

SO, F - 6-10, 200

PPG: -- RPG: --

GP/GS: --/--



2

Lonzo Ball

FR, G - 6-6, 190

PPG: 16.0 RPG: 5.3 APG: 9.0

GP/GS: 6/6



3

Aaron Holiday

SO, G - 6-1, 185

PPG: 13.0 RPG: 4.0 APG: 4.2

GP/GS: 6/0




4

Isaac Wulff

FR, G - 6-3, 175

PPG: 1.5 RPG: 1.0

GP/GS: 2/0



5

Armani Dodson

FR, G - 6-5, 190

PPG: -- RPG: --

GP/GS: --/--



10

Isaac Hamilton

SR, G - 6-5, 195

PPG: 16.7 RPG: 2.8 APG: 4.2

GP/GS: 6/6



13

Ike Anigbogu

FR, F/C - 6-10, 250

PPG: 2.0 RPG: 2.0

GP/GS: 1/0




14

György "G.G." Golomán

JR, F - 6-11, 215

PPG: 6.5 RPG: 4.2

GP/GS: 6/0



15

Jerrold Smith

SR, G - 6-0, 165

PPG: 1.3 RPG: 0.0

GP/GS: 3/0



20

Bryce Alford

SR, G - 6-3, 185

PPG: 17.7 RPG: 2.3

GP/GS: 6/6



21

Alec Wulff

JR, G - 6-3, 185

PPG: 0.0 RPG: 0.3

GP/GS: 3/0



22

TJ Leaf

FR, F - 6-10, 225

PPG: 27.8 RPG: 8.8

GP/GS: 6/6



23

Prince Ali

SO, G - 6-3, 190

PPG: -- RPG: --

GP/GS: --/--



34

Ikenna Okwarabizie

JR, C - 6-9, 250

PPG: 0.3 RPG: 0.8

GP/GS: 4/0



40

Thomas Welsh

JR, C - 7-0, 245

PPG: 11.3 RPG: 9.7

GP/GS: 6/6



Steve Alford

Head Coach

4th Year at UCLA

26th Year Overall



Duane Broussard

Assistant Coach

4th Year at UCLA



Ed Schilling

Assistant Coach

4th Year at UCLA



David Grace

Assistant Coach

4th Year at UCLA



Tyus Edney

Director of Operations

7th Year at UCLA

Game No. 1 – November 11, 2016
Pauley Pavilion – Los Angeles, Calif.
UCLA 119, Pacific 80

PACIFIC 80

NAME	FG	3FG	FT	R	PF	TP	A	MIN
Vuko	3-4	1-1	0-0	8	2	7	0	22
Bowles	3-10	1-4	7-10	2	2	14	2	32
Eleraky	1-3	0-0	0-4	3	2	2	0	15
Wallace	8-15	2-5	3-6	3	4	21	0	24
Taylor	4-7	3-3	0-0	6	4	11	1	20
Montague	0-3	0-2	0-0	1	4	0	1	17
Williams	3-7	2-5	0-0	2	0	8	0	15
Tinsley	1-1	0-0	1-2	0	0	3	0	2
Ursery	3-7	0-0	1-2	3	4	7	2	20
Rector	0-1	0-1	0-0	0	0	0	0	2
Lampkin	1-4	0-1	2-3	2	1	4	1	14
Smith	0-3	0-3	0-1	0	1	0	0	9
Theodorou	1-1	1-1	0-0	1	1	3	0	8
TOTALS	28-66	10-26	14-28	33	25	80	7	200

UCLA 119

NAME	FG	3FG	FT	R	PF	TP	A	MIN
Leaf	9-13	2-5	2-5	15	2	22	4	37
Welsh	3-9	0-0	0-0	6	4	6	0	26
Ball	6-8	3-4	4-5	8	2	19	11	34
Hamilton	7-12	3-7	0-0	1	3	17	8	29
Alford	9-13	6-9	6-7	2	3	30	1	32
Holiday	6-10	4-5	2-2	3	5	18	5	24
Wulff, I.	1-1	0-0	1-2	2	0	3	0	2
Goloman	1-1	0-0	2-3	3	5	4	0	6
Smith	0-2	0-0	0-0	0	2	0	0	2
Wulff, A.	0-0	0-0	0-0	1	0	0	0	2
Okwarabizie	0-0	0-0	0-0	1	1	0	0	6
TOTALS	42-69	18-30	17-24	43	27	119	29	200

Halftime Score – UCLA 63, Pacific 39. Team Rebounds – Pacific 2, UCLA 1. Turnovers – Pacific 14, UCLA 12. Technicals – UCLA: Lonzo Ball. Attendance: 8,743. Officials – Bill Vinovich, Shawn Lehigh, Coban Lopez.

Game No. 2 – November 13, 2016
Pauley Pavilion – Los Angeles, Calif.
UCLA 102, CSUN 87

CSUN 87

NAME	FG	3FG	FT	R	PF	TP	A	MIN
Lubin	3-6	0-0	2-5	13	5	8	0	20
Johns	1-2	0-0	0-0	0	4	2	0	16
Smith	8-14	1-3	4-5	4	3	21	4	34
Johnson	6-13	1-3	2-5	0	2	15	2	32
Parks	7-11	2-2	2-2	3	5	18	1	23
Warren	0-4	0-3	2-3	2	2	2	2	28
Dawson	7-11	1-2	3-3	9	4	18	1	28
Kaba-Camara	1-1	0-0	1-1	0	1	3	0	5
Richardson	0-0	0-0	0-0	0	4	0	0	4
Wilbut	0-4	0-2	0-0	0	0	0	0	6
Theus Jr.	0-0	0-0	0-0	0	0	0	0	4
TOTALS	33-66	5-15	16-24	31	30	87	10	200

UCLA 102

NAME	FG	3FG	FT	R	PF	TP	A	MIN
Leaf	4-6	0-1	4-6	6	4	12	4	18
Welsh	3-12	0-0	4-4	13	3	10	2	30
Ball	4-6	1-3	4-6	8	2	13	6	38
Hamilton	9-14	1-4	3-4	3	4	22	1	34
Alford	5-13	2-4	8-8	0	2	20	3	34
Holiday	3-9	1-3	6-7	4	3	13	5	29
Goloman	5-7	0-1	2-4	8	3	12	2	15
Okwarabizie	0-0	0-0	0-0	0	1	0	0	2
TOTALS	33-67	5-16	31-39	44	23	102	23	200

Halftime Score – CSUN 42, UCLA 40. Team Rebounds – UCLA 2, CSUN 0. Turnovers – UCLA 20, CSUN 18. Technicals – None. Attendance: 7,149. Officials – Verne Harris, Chris Rastatter, Eric Curry.

Game No. 3 – November 17, 2016
Pauley Pavilion – Los Angeles, Calif.
UCLA 88, San Diego 68

SAN DIEGO 68

NAME	FG	3FG	FT	R	PF	TP	A	MIN
Neubauer	6-9	1-4	1-1	3	3	14	1	25
Bailey	7-14	3-4	5-6	9	4	22	3	32
Barrino	1-7	0-0	0-0	6	4	2	4	27
Williams	1-6	1-2	0-0	4	2	3	1	36
Carter III	5-19	3-10	0-0	4	2	13	3	28
Carbone	2-13	2-11	0-0	5	3	6	2	28
Gray	1-4	0-0	2-2	2	0	4	0	11
Ryder	2-3	0-0	0-0	2	2	4	0	13
TOTALS	25-75	10-31	8-9	38	20	68	14	200

UCLA 88

NAME	FG	3FG	FT	R	PF	TP	A	MIN
Leaf	11-13	0-1	4-4	10	1	26	1	30
Welsh	4-7	0-0	4-4	11	1	12	0	26
Ball	4-11	1-6	4-6	7	0	13	8	38
Hamilton	5-11	1-6	1-2	3	2	12	6	29
Alford	2-8	1-5	5-5	3	1	10	3	36
Holiday	4-8	2-4	1-1	5	1	11	2	27
Goloman	2-3	0-0	0-0	1	4	4	1	14
TOTALS	32-61	5-22	19-22	43	10	88	21	200

Halftime Score – UCLA 41, San Diego 33. Team Rebounds – San Diego 3, UCLA 3. Turnovers – UCLA 8, San Diego 7. Technicals – None. Attendance: 6,893. Officials – Mike Reed, Keith Kimble, D.G. Nelson.

Game No. 4 – November 20, 2016
Pauley Pavilion – Los Angeles, Calif.
UCLA 114, Long Beach State 77

LONG BEACH STATE 77

NAME	FG	3FG	FT	R	PF	TP	A	MIN
Levin	3-6	1-2	1-4	9	1	8	2	30
Prince	3-5	0-0	4-5	3	2	10	1	20
Payne	3-8	1-3	0-0	0	3	7	0	15
Griffin	4-8	3-5	0-0	1	0	11	0	15
Bibbins	3-6	2-3	0-0	3	3	8	5	33
Jackson	5-10	0-2	5-7	1	3	15	6	26
Blackwell	4-9	4-6	0-0	0	1	12	1	19
Yussuf	1-3	0-0	0-0	4	1	2	3	11
Riggins	0-0	0-0	0-0	0	0	0	0	4
Shropshire	1-1	0-0	0-0	1	0	2	0	3
Rifkind	0-1	0-1	0-0	0	0	0	0	3
Ogalue	0-0	0-0	0-0	0	0	0	1	3
Moye	0-0	0-0	0-0	1	0	0	0	3
Williams	0-1	0-0	2-4	2	0	2	0	8
Jackson, J.	0-0	0-0	0-0	1	1	0	0	7
TOTALS	27-58	11-22	12-20	28	15	77	19	200

UCLA 114

NAME	FG	3FG	FT	R	PF	TP	A	MIN
Leaf	8-12	1-2	4-5	9	3	21	1	30
Welsh	6-9	0-0	0-0	7	4	12	0	23
Ball	8-11	2-3	2-2	2	1	20	11	31
Hamilton	7-13	4-6	0-0	2	1	18	4	27
Alford	5-8	5-6	0-0	2	1	15	6	32
Holiday	7-10	0-2	2-2	2	2	16	5	25
Wulff, I.	0-0	0-0	0-0	0	0	0	0	3
Goloman	3-5	0-0	2-2	3	2	8	0	18
Smith	2-2	0-0	0-0	0	1	4	0	3
Wulff, A.	0-1	0-1	0-0	0	1	0	0	3
Okwarabizie	0-0	0-0	0-0	2	1	0	0	5
TOTALS	46-71	12-20	10-11	32	17	114	27	200

Halftime Score – UCLA 56, Long Beach State 37. Team Rebounds – UCLA 3, Long Beach State 2. Turnovers – Long Beach State 23, UCLA 11. Technicals – None. Attendance: 8,294. Officials – Mike Scyphers, Tony Padilla, Scott Brown.

Game No. 5 – November 24, 2016
Titan Gym – Fullerton, Calif.
UCLA 99, Portland 77

PORTLAND 77

NAME	FG	3FG	FT	R	PF	TP	A	MIN
Taylor	2-9	1-6	1-2	4	1	6	1	31
Marshall	3-6	2-3	2-2	2	2	10	0	23
Hartwich	0-0	0-0	0-0	6	2	0	0	15
Wintering	5-15	1-2	2-2	6	3	13	2	30
Johnson	9-16	4-7	3-3	2	1	25	4	31
Jackson	2-5	2-3	0-0	1	1	6	1	12
Tyson	5-14	4-11	2-2	4	3	16	0	28
Ferguson	0-0	0-0	0-0	1	1	0	1	7
Barreno	0-3	0-0	0-0	6	3	0	0	14
Smoyer	0-1	0-0	1-2	3	2	1	1	9
TOTALS	26-69	14-32	11-13	37	19	77	10	200

UCLA 99

NAME	FG	3FG	FT	R	PF	TP	A	MIN
Leaf	6-9	1-1	1-1	9	3	14	4	28
Welsh	8-10	0-0	0-0	10	3	16	0	26
Ball	6-9	4-7	2-3	4	2	18	11	27
Hamilton	5-13	4-9	2-2	3	0	16	6	30
Alford	4-10	3-8	2-2	1	3	13	2	34
Holiday	4-9	2-4	4-6	5	2	14	5	26
Goloman	3-6	0-0	1-2	6	2	7	1	17
Smith	0-0	0-0	0-0	0	0	0	0	4
Wulff, A.	0-0	0-0	0-0	0	1	0	0	4
Okwarabizie	0-0	0-0	1-2	0	0	1	0	4
TOTALS	36-66	14-29	13-18	40	156	99	29	200

Halftime Score – UCLA 45, Portland 37. Team Rebounds – Portland 2, UCLA 2. Turnovers – Portland 15, UCLA 11. Technicals – None. Attendance: 3,816. Officials – Tom Eades, Earl Walton, Donnie Eppley.

Game No. 6 – November 25, 2016
Titan Gym – Fullerton, Calif.
UCLA 82, Nebraska 71

NEBRASKA 71

NAME	FG	3FG	FT	R	PF	TP	A	MIN
McVeigh	0-8	0-5	1-2	2	1	1	0	27
Jacobson	3-8	0-2	0-0	6	4	6	0	24
Morrow Jr.	4-6	0-0	0-1	7	1	8	0	25
Webster	8-16	2-3	1-3	7	3	19	7	36
Watson Jr.	10-18	3-7	4-4	3	4	27	3	36
Gill	1-10	1-6	0-0	5	1	3	1	16
Horne	0-1	0-1	0-0	0	1	0	0	7
Taylor	0-1	0-0	0-1	0	0	0	0	8
Roby	1-2	0-0	1-2	1	1	3	0	8
Fuller	0-1	0-0	0-0	0	0	0	0	1
Tshimanga	2-4	0-0	0-0	6	2	4	0	12
TOTALS	29-75	6-24	7-13	42	18	71	11	200

UCLA 82

NAME	FG	3FG	FT	R	PF	TP	A	MIN
Leaf	4-9	3-4	1-2	4	2	12	4	26
Welsh	5-8	0-0	2-2	11	1	12	2	28
Ball	5-9	3-5	0-0	3	5	13	7	30
Hamilton	5-12	3-7	2-2	5	3	15	0	34
Alford	7-14	0-6	4-4	6	1	18	2	35
Holiday	3-6	0-1	0-1	5	2	6	3	29
Anigbogu	1-1	0-0	0-0	2	2	2	1	6
Goloman	2-3	0-0	0-1	4	1	4	2	12
TOTALS	32-62	9-23	9-12	42	17	82	21	200

2016-17 STARTING LINEUPS & STAT LEADERS

STARTING LINEUPS

DATE	OPPONENT	W/L	SCORE					
11/11/16	Pacific	W	119-80	Lonzo Ball	Bryce Alford	Isaac Hamilton	TJ Leaf	Thomas Welsh
11/13/16	CSUN	W	102-87	Lonzo Ball	Bryce Alford	Isaac Hamilton	TJ Leaf	Thomas Welsh
11/17/16	San Diego	W	88-68	Lonzo Ball	Bryce Alford	Isaac Hamilton	TJ Leaf	Thomas Welsh
11/20/16	Long Beach State	W	114-77	Lonzo Ball	Bryce Alford	Isaac Hamilton	TJ Leaf	Thomas Welsh
11/24/16	vs. Portland ^	W	99-77	Lonzo Ball	Bryce Alford	Isaac Hamilton	TJ Leaf	Thomas Welsh
11/25/16	vs. Nebraska ^	W	82-71	Lonzo Ball	Bryce Alford	Isaac Hamilton	TJ Leaf	Thomas Welsh
11/27/16	vs. Texas A&M ^							
11/30/16	UC Riverside							
12/03/16	at Kentucky							
12/10/16	Michigan							
12/14/16	UC Santa Barbara							
12/17/16	vs. Ohio State #							
12/21/16	Western Michigan							
12/28/16	at Oregon*							
12/30/16	at Washington State*							
01/05/17	California *							
01/08/17	Stanford*							
01/12/17	at Colorado*							
01/14/17	at Utah*							
01/19/17	Arizona State*							
01/21/17	Arizona*							
01/25/17	at USC*							
02/01/17	at Washington State*							
02/04/17	at Washington*							
02/09/17	Oregon*							
02/12/17	Oregon State*							
02/18/17	USC*							
02/23/17	at Arizona State*							
02/25/17	at Arizona*							
03/01/17	Washington*							
03/04/17	Washington State*							

^ Wooden Legacy (Fullerton and Anaheim, Calif.)

CBS Sports Classic game, at the T-Mobile Center (Las Vegas, Nev.)

* Pac-12 Conference game

STATISTICAL LEADERS

DATE	OPPONENT	W/L	SCORE	POINTS	REBOUNDS	ASSISTS	STEALS	BLOCKS					
11/11/16	Pacific	W	119-80	Alford	30	Leaf	15	Ball	11	Alford, Ball	2	Welsh	3
11/13/16	CSUN	W	102-87	Hamilton	22	Welsh	13	Ball	6	Ball, Welsh	2	Welsh	4
11/17/16	San Diego	W	88-68	Leaf	26	Welsh	11	Ball	8	4 players	1	Welsh	4
11/20/16	Long Beach State	W	114-77	Leaf	21	Leaf	9	Ball	11	Alford	4	Welsh	3
11/24/16	vs. Portland ^	W	99-77	Ball	18	Welsh	10	Ball	11	Ball, Hamilton	2	Alford, Goloman, Welsh	1
11/25/16	vs. Nebraska ^	W	82-71	Alford	18	Welsh	11	Ball	7	Goloman	1	Anigbogu, Goloman, Leaf	1
11/27/16	vs. Texas A&M ^												
11/30/16	UC Riverside												
12/03/16	at Kentucky												
12/10/16	Michigan												
12/14/16	UC Santa Barbara												
12/17/16	vs. Ohio State #												
12/21/16	Western Michigan												
12/28/16	at Oregon*												
12/30/16	at Oregon State*												
01/05/17	California*												
01/08/17	Stanford*												
01/12/17	at Colorado*												
01/14/17	at Utah*												
01/19/17	Arizona State*												
01/21/17	Arizona*												
01/25/17	at USC*												
02/01/17	at Washington State*												
02/04/17	at Washington*												
02/09/17	Oregon*												
02/12/17	Oregon State*												
02/18/17	USC*												
02/23/17	at Arizona State*												
02/25/17	at Arizona*												
03/01/17	Washington*												
03/04/17	Washington State*												

^ Wooden Legacy (Fullerton and Anaheim, Calif.)

CBS Sports Classic game, at the T-Mobile Center (Las Vegas, Nev.)

* Pac-12 Conference game

2016-17 POINTS-REBOUNDS-ASSISTS

OPPONENT	ALFORD	ALI	ANIGBOGU	BALL	DODSON	GOLOMAN	HAMILTON	HOLIDAY
Pacific (Nov. 11)	30-2-1	DNP	DNP	19-8-11	DNP	4-3-0	17-1-8	18-3-5
CSUN (Nov. 13)	20-0-3	DNP	DNP	13-8-6	DNP	12-8-2	22-3-1	13-4-5
San Diego (Nov. 17)	10-3-3	DNP	DNP	13-7-8	DNP	4-1-1	12-3-6	11-5-2
Long Beach State (Nov. 20)	15-2-6	DNP	DNP	20-2-11	DNP	8-3-0	18-2-4	16-2-5
vs. Portland (Nov. 24)	13-1-2	DNP	DNP	18-4-11	DNP	7-6-1	16-3-6	14-5-5
vs. Nebraska (Nov. 25)	18-6-2	DNP	2-2-1	13-3-7	DNP	4-4-2	15-5-0	6-5-3
vs. Texas A&M (Nov. 27)								
UC Riverside (Nov. 30)								
at Kentucky (Dec. 3)								
Michigan (Dec. 10)								
UC Santa Barbara (Dec. 14)								
vs. Ohio State (Dec. 17)								
Western Michigan (Dec. 21)								
at Oregon (Dec. 28)								
at Oregon State (Dec. 30)								
California (Jan. 5)								
Stanford (Jan. 8)								
at Colorado (Jan. 12)								
at Utah (Jan. 14)								
Arizona State (Jan. 19)								
Arizona (Jan. 21)								
at USC (Jan. 25)								
at Washington State (Feb. 1)								
at Washington (Feb. 4)								
Oregon (Feb. 9)								
Oregon State (Feb. 12)								
USC (Feb. 18)								
at Arizona State (Feb. 23)								
at Arizona (Feb. 25)								
Washington (March 1)								
Washington State (March 4)								

2016-17 POINTS-REBOUNDS-ASSISTS

OPPONENT	LEAF	OKWARABIZIE	OLESIANSKI	SMITH	WELSH	WULFF, A.	WULFF, I.
Pacific (Nov. 11)	22-15-4	0-1-0	DNP	0-0-0	6-6-0	0-1-0	3-2-0
CSUN (Nov. 13)	12-6-4	0-0-0	DNP	DNP	10-13-2	DNP	DNP
San Diego (Nov. 17)	26-10-1	DNP	DNP	DNP	12-11-0	DNP	DNP
Long Beach State (Nov. 20)	21-9-1	0-2-0	DNP	4-0-0	12-7-0	0-0-0	0-0-0
vs. Portland (Nov. 24)	14-9-4	1-0-0	DNP	0-0-0	16-10-0	0-0-0	DNP
vs. Nebraska (Nov. 25)	12-4-4	DNP	DNP	DNP	12-11-2	DNP	DNP
vs. Texas A&M (Nov. 27)							
UC Riverside (Nov. 30)							
at Kentucky (Dec. 3)							
Michigan (Dec. 10)							
UC Santa Barbara (Dec. 14)							
vs. Ohio State (Dec. 17)							
Western Michigan (Dec. 21)							
at Oregon (Dec. 28)							
at Oregon State (Dec. 30)							
California (Jan. 5)							
Stanford (Jan. 8)							
at Colorado (Jan. 12)							
at Utah (Jan. 14)							
Arizona State (Jan. 19)							
Arizona (Jan. 21)							
at USC (Jan. 25)							
at Washington State (Feb. 1)							
at Washington (Feb. 4)							
Oregon (Feb. 9)							
Oregon State (Feb. 12)							
USC (Feb. 18)							
at Arizona State (Feb. 23)							
at Arizona (Feb. 25)							
Washington (March 1)							
Washington State (March 4)							

UCLA's SEASON/CAREER STATS

2016-17 ROSTER

SEASON STATISTICS

CAREER STATISTICS

SUMMARY	gp-gs	min/g	fg%	3fg%	ft%	r/g	a/g	stl	blk	pts/g	gp-gs	min/g	fg%	3fg%	ft%	r/g	a/g	stl	blk	pts/g
Leaf, TJ	6-6	28.2	.677	.500	.696	8.8	3.0	3	8	17.8	6-6	28.2	.677	.500	.696	8.8	3.0	3	8	17.8
Alford, Bryce	6-6	33.8	.485	.447	.962	2.3	2.8	8	1	17.7	111-75	31.8	.395	.385	.835	2.8	4.2	95	6	13.2
Hamilton, Isaac	6-6	30.5	.507	.410	.800	2.8	4.2	5	0	16.7	74-74	34.2	.450	.386	.756	3.7	3.3	70	8	13.8
Ball, Lonzo	6-6	33.0	.611	.500	.727	5.3	9.0	8	3	16.0	6-6	33.0	.611	.500	.727	5.3	9.0	8	3	16.0
Holiday, Aaron	6-0	26.7	.519	.474	.789	4.0	4.2	5	0	13.0	38-32	30.9	.413	.429	.738	3.2	4.0	50	8	10.8
Welsh, Thomas	6-6	26.5	.527	.000	1.000	9.7	0.7	4	16	11.3	73-35	21.3	.547	.000	.744	6.3	0.4	26	87	7.6
Goloman, Gyorgy	6-0	13.7	.640	.000	.583	4.2	1.0	2	7	6.5	56-0	11.4	.460	.364	.405	2.1	0.5	22	23	2.1
Anigbogu, Ike	1-0	6.0	1.000	.000	.000	2.0	1.0	0	2	2.0	1-0	6.0	1.000	.000	.000	2.0	1.0	0	2	2.0
Wulff, Isaac	2-0	2.5	1.000	.000	.500	1.0	0.0	0	0	1.5	2-0	2.5	1.000	.000	.500	1.0	0.0	0	0	1.5
Smith, Jerrold	3-0	3.0	.500	.000	.000	0.0	0.0	0	0	1.3	11-0	1.7	.333	.000	.000	0.1	0.1	0	0	0.4
Okwarabizie, Ikenna	4-0	4.3	.000	.000	.500	0.8	0.0	1	0	0.3	11-0	2.7	.000	.000	.500	0.6	0.0	1	0	0.1
Wulff, Alec	3-0	3.0	.000	.000	.000	0.3	0.0	0	0	0.0	12-0	1.8	.500	.500	.000	0.1	0.2	1	0	0.5

SCORING	fg-fga	fg%	3fg-fga	3fg%	ft-fa	ft%	pts	pts/g	fg-fga	fg%	3fg-fga	3fg%	ft-fa	ft%	pts	pts/g
Leaf, TJ	42-62	.677	7-14	.500	16-23	.696	107	17.8	42-62	.677	7-14	.500	16-23	.696	107	17.8
Alford, Bryce	32-66	.485	17-38	.447	25-26	.962	106	17.7	443-1122	.395	230-597	.385	354-424	.835	1470	13.2
Hamilton, Isaac	38-75	.507	16-39	.410	8-10	.800	100	16.7	383-851	.450	135-350	.386	118-156	.756	1019	13.8
Ball, Lonzo	33-54	.611	14-28	.500	16-22	.727	96	16.0	33-54	.611	14-28	.500	16-22	.727	96	16.0
Holiday, Aaron	27-52	.519	9-19	.474	15-19	.789	78	13.0	141-341	.413	48-112	.429	79-107	.738	409	10.8
Welsh, Thomas	29-55	.527	0-0	.000	10-10	1.000	68	11.3	248-453	.547	0-0	.000	58-78	.744	554	7.6
Goloman, Gyorgy	16-25	.640	0-1	.000	7-12	.583	39	6.5	46-100	.460	8-22	.364	15-37	.405	115	2.1
Anigbogu, Ike	1-1	1.000	0-0	.000	0-0	.000	2	2.0	1-1	1.000	0-0	.000	0-0	.000	2	2.0
Wulff, Isaac	1-1	1.000	0-0	.000	1-2	.500	3	1.5	1-1	1.000	0-0	.000	1-2	.500	3	1.5
Smith, Jerrold	2-4	.500	0-0	.000	0-0	.000	4	1.3	2-6	.333	0-1	.000	0-0	.000	4	0.4
Okwarabizie, Ikenna	0-0	.000	0-0	.000	1-2	.500	1	0.3	0-2	.000	0-0	.000	1-2	.500	1	0.1
Wulff, Alec	0-1	.000	0-1	.000	0-0	.000	0	0.0	2-4	.500	2-4	.500	0-0	.000	6	0.5

TOTALS	o-reb	d-reb	t-reb	pf	fo	ast	to	a/to	o-reb	d-reb	t-reb	pf	fo	ast	to	a/to
Leaf, TJ	13	40	53	15	0	18	8	2.3	13	40	53	15	0	18	8	2.3
Alford, Bryce	3	11	14	11	0	17	7	2.4	22	293	315	151	1	462	207	2.2
Hamilton, Isaac	2	15	17	13	0	25	16	1.6	71	203	274	165	2	247	175	1.4
Ball, Lonzo	5	27	32	12	1	54	12	4.5	5	27	32	12	1	54	12	4.5
Holiday, Aaron	3	21	24	15	1	25	11	2.3	22	98	120	118	8	152	103	1.5
Welsh, Thomas	6	52	58	16	0	4	2	2.0	160	298	458	187	7	29	44	0.7
Goloman, Gyorgy	8	17	25	17	1	6	8	0.8	34	85	119	114	2	30	36	0.8
Anigbogu, Ike	0	2	2	2	0	1	1	1.0	0	2	2	2	0	1	1	1.0
Wulff, Isaac	1	1	2	0	0	0	0	0.0	1	1	2	0	0	0	0	0.0
Smith, Jerrold	0	0	0	3	0	0	2	0.0	1	0	1	3	0	1	3	0.3
Okwarabizie, Ikenna	0	3	3	3	0	0	3	0.0	1	6	7	7	0	0	5	0.0
Wulff, Alec	0	1	1	2	0	0	0	0.0	0	1	1	2	0	2	0	0.0

2016-17 OVERALL STATISTICS

Overall: 6-0 Home: 4-0 Away: 0-0 Neutral: 2-0 Pac-12: 0-0

##	Player	gp-gs	min	avg	Total		3-Point		F-Throw		Rebounds					pf	dq	a	to	blk	stl	pts	avg
					fg-fga	fg%	3fg-fga	3fg%	ft-fa	ft%	off	def	tot	avg									
22	Leaf, TJ	6-6	169	28.2	42-62	.677	7-14	.500	16-23	.696	13	40	53	8.8	15	0	18	8	8	3	107	17.8	
20	Alford, Bryce	6-6	203	33.8	32-66	.485	17-38	.447	25-26	.962	3	11	14	2.3	11	0	17	7	1	8	106	17.7	
10	Hamilton, Isaac	6-6	183	30.5	38-75	.507	16-39	.410	8-10	.800	2	15	17	2.8	13	0	25	16	0	5	100	16.7	
02	Ball, Lonzo	6-6	198	33.0	33-54	.611	14-28	.500	16-22	.727	5	27	32	5.3	12	1	54	12	3	8	96	16.0	
03	Holiday, Aaron	6-0	160	26.7	27-52	.519	9-19	.474	15-19	.789	3	21	24	4.0	15	1	25	11	0	5	78	13.0	
40	Welsh, Thomas	6-6	159	26.5	29-55	.527	0-0	.000	10-10	1.000	6	52	58	9.7	16	0	4	2	16	4	68	11.3	
14	Goloman, Gyorgy	6-0	82	13.7	16-25	.640	0-1	.000	7-12	.583	8	17	25	4.2	17	1	6	8	7	2	39	6.5	
13	Anigbogu, Ike	1-0	6	6.0	1-1	1.000	0-0	.000	0-0	.000	0	2	2	2.0	2	0	1	1	2	0	2	2.0	
04	Wulff, Isaac	2-0	5	2.5	1-1	1.000	0-0	.000	1-2	.500	1	1	2	1.0	0	0	0	0	0	0	3	1.5	
15	Smith, Jerrold	3-0	9	3.0	2-4	.500	0-0	.000	0-0	.000	0	0	0	0.0	3	0	0	2	0	0	4	1.3	
34	Okwarabizie, Ikenna	4-0	17	4.3	0-0	.000	0-0	.000	1-2	.500	0	3	3	0.8	3	0	0	3	0	1	1	0.3	
21	Wulff, Alec	3-0	9	3.0	0-1	.000	0-1	.000	0-0	.000	0	1	1	0.3	2	0	0	0	0	0	0	0.0	
Team											8	5	13		1								
Total.....		6	1200		221-396	.558	63-140	.450	99-126	.786	49	195	244	40.7	110	3	150	70	37	36	604	100.7	
Opponents.....		6	1200		168-409	.411	56-150	.373	68-107	.636	67	142	209	34.8	127	-	71	83	9	33	460	76.7	

TEAM STATISTICS	UCLA	OPP	Date	Opponent	Score	Att.
SCORING	604	460	11/11/16	PACIFIC	w 119-80	8743
Points per game	100.7	76.7	11/13/16	CSUN	w 102-87	7149
Scoring margin	+24.0	-	11/17/16	SAN DIEGO	w 88-68	6893
FIELD GOALS-ATT	221-396	168-409	11/20/16	LONG BEACH STATE	w 114-77	8294
Field goal pct	.558	.411	11/24/16	vs Portland	w 99-77	3816
3 POINT FG-ATT	63-140	56-150	11/25/16	vs Nebraska	w 82-71	5153
3-point FG pct	.450	.373	* - Conference game			
3-pt FG made per game	10.5	9.3				
FREE THROWS-ATT	99-126	68-107				
Free throw pct	.786	.636				
F-Throws made per game	16.5	11.3				
REBOUNDS	244	209				
Rebounds per game	40.7	34.8				
Rebounding margin	+5.8	-				
ASSISTS	150	71				
Assists per game	25.0	11.8				
TURNOVERS	70	83				
Turnovers per game	11.7	13.8				
Turnover margin	+2.2	-				
Assist/turnover ratio	2.1	0.9				
STEALS	36	33				
Steals per game	6.0	5.5				
BLOCKS	37	9				
Blocks per game	6.2	1.5				
ATTENDANCE	31079	8969				
Home games-Avg/Game	4-7770	0-0				
Neutral site-Avg/Game	-	2-4484				

Score by Periods	1st	2nd	Totals
UCLA	283	321	604
Opponents	213	247	460