



USD Men's Basketball; Nov. 15, 2016



Ted Gosen, Associate Director of Athletics/Media Relations

## 2016-2017 USD SCHEDULE

### November

|       |                             |          |
|-------|-----------------------------|----------|
| 11/11 | @ San Diego State - ESPN    | L, 69-59 |
| 11/14 | SAMFORD % -TheW.tv          | L, 83-65 |
| 11/17 | @ UCLA - Pac-12 Networks    | 8:00 PM  |
| 11/20 | NICHOLLS STATE % -TheW.tv   | 2:00 PM  |
| 11/22 | BETHUNE COOKMAN % -TheW.tv  | 7:00 PM  |
| 11/26 | NEW MEXICO STATE % -TheW.tv | 2:00 PM  |
| 11/30 | USC -TheW.tv                | 7:00 PM  |

### December

|       |                           |         |
|-------|---------------------------|---------|
| 12/3  | @ Northern Arizona        | 1:00 PM |
| 12/7  | CS FULLERTON -TheW.tv     | 7:00 PM |
| 12/11 | UC SANTA BARBARA -TheW.tv | 5:00 PM |
| 12/17 | BETHESDA -TheW.tv         | 6:00 PM |
| 12/22 | @ North Texas             | 5:00 PM |
| 12/29 | @ San Francisco* -TheW.tv | 7:00 PM |
| 12/31 | @ Saint Mary's* -TheW.tv  | 6:00 PM |

### January

|      |                               |         |
|------|-------------------------------|---------|
| 1/5  | PACIFIC* -TheW.tv             | 7:00 PM |
| 1/7  | @ Pepperdine* -SPEC SN        | 1:00 PM |
| 1/12 | SANTA CLARA* -TheW.tv         | 7:00 PM |
| 1/14 | BYU* -SPEC SN                 | 7:00 PM |
| 1/19 | @ LMU* -SPEC SN               | 7:00 PM |
| 1/21 | SAN FRANCISCO* -TheW.tv       | 6:00 PM |
| 1/26 | @ Gonzaga* -ROOT NW, KHQ, CSN | 6:00 PM |
| 1/28 | @ Portland* -ROOT NW          | 7:00 PM |

### February

|      |                                  |         |
|------|----------------------------------|---------|
| 2/2  | LMU* -TheW.tv                    | 7:00 PM |
| 2/4  | SAINT MARY'S* -SPEC SN           | 4:00 PM |
| 2/9  | @ Pacific* -TheW.tv              | 7:00 PM |
| 2/11 | PEPPERDINE* -SPEC SN             | 6:00 PM |
| 2/16 | @ BYU* - ESPN                    | 8:00 PM |
| 2/18 | @ Santa Clara* -Comcast, SPEC SN | 8:00 PM |
| 2/23 | GONZAGA* -SPEC SN                | 7:00 PM |
| 2/25 | PORTLAND* -SPEC SN               | 6:00 PM |

### March

### 2017 WCC Basketball Championship

|     |                           |           |
|-----|---------------------------|-----------|
| 3/3 | First Round \$            | TBD       |
| 3/4 | Quarterfinal Round \$     | TBD       |
| 3/6 | Semifinals \$ - ESPN or 2 | 6/8:30 PM |
| 3/7 | Championship \$ - ESPN    | 6:00 PM   |

All USD home games in **BOLD CAPS** played at Jenny Craig Pavilion (5,100).

\*West Coast Conference % San Diego Classic \$ WCC Basketball Championships at The Orleans Arena in Las Vegas, Nevada  
All times Pacific and subject to change

## USD Toreros play at No. 16 UCLA on Thursday at 8:00 p.m.

**GAME #3:** The USD Toreros (0-2) head to Los Angeles to take on the No. 16 UCLA Bruins (2-0) this Thursday, November 17, in a 8:00 p.m. contest at Pauley Pavilion.

**SERIES RECORD:** This is the fifth meeting between USD and UCLA with the Bruins owning a 3-1 lead in the series... In their last meeting on Dec. 7, 2014, UCLA dealt the Toreros a 75-68 setback... USD's lone win came in their second game of the 2002-03 campaign, a 86-81 overtime victory at Pauley over the #14 Bruins... That Torero team, under the direction of former UCLA All-American Brad Holland, went on to finish 18-12 and advance to the NCAA Tournament.

**RADIO/TV:** All USD home and away games will be broadcast on ESPN 1700AM with Jack Cronin (3rd season) bringing you all the action; his pre-game show airs 15 minutes prior to tip-off. The game will be televised by Pac-12 Networks (Ted Robinson and Don MacLean), and air in the SoCal market on AM 570 (Josh Lewin & Tracy Murray).

**WCC STANDINGS (thru Nov. 14):** #14 Gonzaga (2-0), BYU (1-0), Pepperdine (1-0), Portland (1-0), #17 Saint Mary's (1-0), San Francisco (1-0), Loyola Marymount (1-1), Pacific (1-1), Santa Clara (1-2), San Diego (0-2).

**WCC COACHES PRESEASON POLL:** The Toreros were picked 10th in the 2016-17 WCC Preseason Men's Basketball Coaches Poll... Team (First Place Vote) - 1. Gonzaga (7), 79 points; 2. Saint Mary's (3), 75 points; 3. BYU, 65 points; 4. Pepperdine, 53 points; 5. Santa Clara, 49 points; 6. Loyola Marymount, 34 points; 7. Pacific, 29 points; 7. Portland, 28 points; 9. San Francisco, 27 points; 10. San Diego, 11 points.

**HEAD COACH LAMONT SMITH (2ND YEAR):** Coach **Lamont Smith** (San Diego, 1998) enters his second year at the helm of the Torero basketball program... Last year he guided the Toreros to a 9-21 record that included a 53-48 win over SDSU at Petco Park, and WCC sweep of Portland... Prior to USD he was at the University of New Mexico where he was the Associate Head Coach... Prior to UNM he spent time at Washington, Arizona State, Santa Clara, Saint Mary's College and Saint Louis University... Smith returns to USD where he was a member of the men's basketball team from 1994-99... He started all 27 games his senior year in 1998-99 for the 18-9 Toreros... He was named the Toreros' Defensive Player of the Year in 1997 and 1999 and served as the team captain from 1997-99... Smith earned a Bachelor of Arts degree in Communications from the University of San Diego in 1998... Lamont and his wife Kimberly have two daughters -- Payton and Olivia.

**TOREROS DROP HOME OPENER TO SAMFORD:** The USD Toreros dropped an 83-65 decision to Samford in their 2016-17 home opener Monday evening... Sophomore guard **Olin Carter III** was the team's leading scorer for the second straight game as he finished with 15 points... Freshman guard **Nassir Barrino** reached double-figures for the second straight as he finished with 14 points and a team-high 7 rebounds... Junior forward **Cameron Neubauer** chipped in 9 points and 5 rebounds, while freshman guard **Mark Carbone** contributed 8 points off the bench... Samford's Demetrius Denzel-Dyson connected on his first four three-pointers before the first half clock hit 16 minutes, and he would lead five Bulldogs in double-digits with 20 points... He was followed by center Wyatt Walker with 16 points and 15 rebounds.

## SAN DIEGO TOREROS POSSIBLE STARTERS vs. UCLA Bruins (Nov. 17th)

|                       |     |                  |      |     |    | 2016-17 Statistics | Torero Tidbits  |
|-----------------------|-----|------------------|------|-----|----|--------------------|---|
| F-                    | #20 | Cameron Neubauer | 6-7  | 220 | JR | 8.5 ppg/4.0 rpg    | Coming off 9 point/5 rebound effort against Samford   |
| F-                    | #32 | Brett Bailey     | 6-6  | 205 | SR | 7.0 ppg/5.5 rpg    | Game-high 9 rebounds in season opener vs. SDSU        |
| G-                    | #0  | Nassir Barrino   | 6-0  | 165 | FR | 12.5 ppg/4.0 rpg   | Reached double-digit scoring in first 2 college games |
| G-                    | #1  | Tyler Williams   | 6-5  | 190 | SO | 3.5 ppg/3.0 rpg    | Saw 30 minutes of action in season opener vs. SDSU    |
| G-                    | #3  | Olin Carter III  | 6-2  | 190 | SO | 16.0 ppg/2.0 rpg   | Knocked down 3 treys in each game this season         |
| <b>Off The Bench:</b> |     |                  |      |     |    |                    |   |
| F-                    | #12 | Juwan Gray       | 6-8  | 190 | FR | 7.0 ppg/3.5 rpg    | Tallied 7 points in each of team's first two games    |
| C-                    | #30 | Frank Ryder      | 6-10 | 230 | FR | 3.5 ppg/1.5 rpg    | Saw 19 minutes of action in collegiate start          |
| G-                    | #2  | Mark Carbone     | 6-2  | 180 | FR | 4.0 ppg/1.5 rpg    | Scored 8 points in recent outing vs. Samford          |
| F-                    | #13 | Jose' Martinez   | 6-10 | 200 | FR | 0.0 ppg/0.0 rpg    | Saw first collegiate action against Samford           |

| 16-17 USD RECORD WHEN:           |     | TOREROS DROP HARD-FOUGHT 69-59 CONTEST TO AZTECS:  |
|----------------------------------|-----|--|
| At Home                          | 0-1 | The Toreros opened up their season this past Friday at a sold-out Viejas Arena against the San Diego Aztecs. USD got off to a great start and competed well against the Aztecs, but came up short in the end, 69-59. Sophomore guard <b>Olin Carter III</b> scored a team-high 17 points, but it wasn't enough to overcome the Aztecs' backcourt tandem of Jeremy Hemsly (career-high 25 points) and Trey Kell (23 points). For USD, freshman point guard <b>Nassir Barrino</b> reached double figures with 11 points, and it was his early 6 points that helped the Toreros build early leads in the first half. Freshman forward <b>Juwan Gray</b> also came in hit some big baskets in the first half and he would finish with 7 points in 19 minutes of action. SDSU would use a 13-0 run late in the first half to take a 35-31 lead before Carter scored with 8 seconds left to pull USD to within two at the break. The host Aztecs used another big run in the second half and would pull ahead by as many as 19 points, but the Toreros would compete to the end and get within 10 points in the final minute on a long three from Carter. <b>Brett Bailey</b> grabbed a team-high 9 rebounds and his 8 points was matched by forward <b>Cameron Neubauer</b> . |
| "True" Away Games                | 0-1 |  |
| At Neutral Site                  | 0-0 |  |
| Scoring First                    | 0-1 |  |
| Opponent Scores First            | 0-1 |  |
| Ahead At Halftime                | 0-0 |  |
| Tied At Halftime                 | 0-0 |  |
| Behind At Halftime               | 0-2 |  |
| Overtime Games                   | 0-0 |  |
| 3-point or less final margin     | 0-0 |  |
| Making five or more 3-pointers   | 0-2 |  |
| Making less than five 3-pointers | 0-0 |  |
| Opp. makes five or more treys    | 0-2 |  |
| Opp. makes less than five treys  | 0-0 |  |
| FG% is 50% or above              | 0-0 |  |
| FG% is below 50%                 | 0-2 |  |
| Opponent FG% is 50% or above     | 0-0 |  |
| Opponent FG% is below 50%        | 0-2 |  |
| Outshooting or matching Opp:     | 0-1 |  |
| Outshot by Opponent              | 0-1 |  |
| FT% is above 70%                 | 0-0 |  |
| FT% is exactly 70%               | 0-0 |  |
| FT% is below 70%                 | 0-2 |  |
| Outrebounding Opp.               | 0-0 |  |
| Rebounds equal Opp.              | 0-0 |  |
| Outrebounded by Opp.             | 0-2 |  |
| Less Turnovers than Opp.         | 0-0 |  |
| Turnovers Equal Opp.             | 0-0 |  |
| More Turnovers than Opp.         | 0-2 |  |
| USD Scores Less Than 40          | 0-0 |  |
| USD Scores 40-49 Points          | 0-0 |  |
| USD Scores 50-59 Points          | 0-1 |  |
| USD Scores 60-69 Points          | 0-1 |  |
| USD Scores 70-79 Points          | 0-0 |  |
| USD Scores 80-89 Points          | 0-0 |  |
| USD Scores 90-99 Points          | 0-0 |  |
| USD Scores 100 or More           | 0-0 |  |
| Opponent Scores Less Than 40     | 0-0 |  |
| Opponent Scores 40-49 Points     | 0-0 |  |
| Opponent Scores 50-59 Points     | 0-0 |  |
| Opponent Scores 60-69 Points     | 0-1 |  |
| Opponent Scores 70-79 Points     | 0-0 |  |
| Opponent Scores 80-89 Points     | 0-1 |  |
| Opponent Scores 90-99 Points     | 0-0 |  |
| Opponent Scores 100 or More      | 0-0 |  |

### TORERO TIDBITS:

\* Head Coach **Lamont Smith**, who enters his second season at the helm of the Torero men's basketball program, will have one of the youngest rosters in NCAA Division I basketball this season. Senior forward **Brett Bailey** and junior forward **Cameron Neubauer** will be the only upper class returners from last year's squad that finished 9-21. Bailey (6.9 ppg) is joined by sophomore guard **Olin Carter III** (7.3 ppg) as the team's two returning starters. Carter is one of four sophomores back that earned valuable experience in their rookie year. He is joined by 6-5 guard **Tyler Williams**, 6-8 forward **Alex Floresca**, and 6-4 walk-on guard **Hunter Summy**. Coach Smith and his staff were busy in the offseason and signed five freshmen – 6-0 guard **Nassir Barrino** (Newark, NJ), 6-2 guard **Mark Carbone** (Wethersfield, CT), 6-8 forward **Juwan Gray** (Dover, DE), 6-10 forward **José Martinez** (Cayey, Puerto Rico) and 6-10 forward **Frank Ryder** (Boulder, CO). **Nick Busch**, a 6-4 guard from Santa Barbara, joins the squad as a walk-on. Two junior transfers, **Isaiah Wright** (6-2 guard from Utah) and **Isaiah Pineiro** (6-6 forward from Portland State) will make the Toreros better each and every day with their leadership and experience, but due to NCAA transfer rules, will not be eligible until the 2017-18 campaign.

\* USD will be one of the youngest basketball teams in the NCAA Division I ranks this season with just two upperclassmen - senior forward **Brett Bailey** (Spokane, Washington) and junior forward **Cameron Neubauer** (Berlin, Germany).

\* Coach Smith will look to his two returning starters to lead his Torero squad this season. Senior forward **Brett Bailey** owns 48 career starts in 95 games of action. Last year he ranked fifth on the team in scoring (6.8) and was first in rebounding (4.8). He scored a season-high 22 points against Santa Clara, and notched a double-double (11 points/10 rebounds) against Denver. **Olin Carter III** ranked second on the team in starts with 27 and over the team's last 12 games averaged 10.9 points... He played a big role in the team's upset over SDSU on Dec. 6th with all 12 points coming in the first half from three-point range. He closed out his the season with a team-high 20 points in the first round of the WCC Tournament against LMU.

\* USD will miss the services of graduated seniors Duda Sanadze (12.8 ppg, 4.0 rpg) and Jito Kok (USD career leader with 269 blocked shots). Guards Vasa Pusica (8.3 ppg, 4.0 rpg) and Marcus Harris (6.6 ppg) both transferred out. Pusica ended up at Northeastern, while Harris landed at Sam Houston State.

\* David Fizzdale, a 1996 graduate of the University of San Diego, was officially introduced on May 29th as the new head coach of the Memphis Grizzlies. Fizzdale played at USD from 1992-96 and following an internship with the Miami Heat video staff in 1997-98, returned to USD as an assistant coach for the Torero men's basketball program from 1998-2002. Fizzdale, 41, becomes the fifth former Torero basketball player to be named an NBA head coach. He follows in the footsteps of Bernie Bickerstaff (Seattle, Denver, Washington, Charlotte, and Los Angeles - interim), Eric Musselman (Golden State & Sacramento), Mike Brown (Cleveland & Los Angeles) and James Borrego (Orlando - interim).

## 2016-17 HIGHLIGHTS:

### TEAM

#### Scoring

65, vs. Samford

59, @ San Diego State

#### Rebounding

29, vs. Samford

28, @ San Diego State

#### Assists

11, vs. Samford

10, @ San Diego State

#### Steals

7, vs. Samford

#### Blocks

2, vs. Samford

2, @ San Diego State

#### FG%

.490 (24-49), @ San Diego State

.412 (21-51), vs. Samford

#### 3-PT%

.400 (6-15), @ San Diego State

.310 (9-29), vs. Samford

#### FT%

.636 (14-22), vs. Samford

.500 (5-10), @ San Diego State

### INDIVIDUAL

#### Scoring

17, Olin Carter III, @ SDSU

15, Olin Carter III, vs. Samford

14, Nassir Barrino, vs. Samford

#### Rebounding

9, Brett Bailey, @ SDSU

7, Nassir Barrino, vs. Samford

5, Tyler Williams, @ SDSU

#### Assists

3, Olin Carter III, vs. Samford

3, Cameron Neubauer, @ SDSU

3, Frank Ryder, @ SDSU

#### Steals

2, Nassir Barrino, vs. Samford

2, Mark Carbone, vs. Samford

#### Blocks

1, Jose' Martinez, vs. Samford

1, Brett Bailey, @ SDSU

1, Juwan Gray, @ SDSU

#### FG% (min. 5 made)

.625 (5-8), N. Barrino, Samford/@ SDSU

.429 (6-14), Olin Carter III, @ SDSU

#### 3-PT% (min. 2 made)

.667 (2-3), Cameron Neubauer, @ SDSU

.429 (3-7), Olin Carter III, @ SDSU

#### FT% (min. 4 made)

.667 (4-6), Nassir Barrino, vs. Samford

**SCOUTING THE UCLA BRUINS:** The Bruins are ranked No. 16 in the AP and USA Today Coaches polls... Through two victories against Pacific (119-80) and CSUN (102-87), UCLA is averaging 110.5 points per game... Senior guard Bryce Alford leads the way with his 25.0 points per game average... He is joined in the double-digit scoring column by senior guard Isaac Hamilton (19.5 ppg), freshman forward TJ Leaf (17.0 ppg, 10.5 rpg), freshman guard Lonzo Ball (16.0 ppg) and sophomore guard Aaron Holiday (15.5 ppg)... In the season opening win over Pacific, freshman guard Lonzo Ball had 19 points, 11 assists and eight rebounds, and classmate TJ Leaf totaled 22 points and 15 rebounds... Senior guard Bryce Alford led all scorers with 30 points and the team made 18-of-30 threes... Against CSUN, the Bruins had seven players in double figures led by Hamilton (22 points) and Alford (20)... Head Coach Steve Alford is in his 4th season... He returns 4 starters and 10 lettermen from last year's 15-17 ball club... He welcomes five newcomers to the 2016-17 squad.

## Toreros sign two guards to NLI

(San Diego, Calif.) - University of San Diego men's basketball head coach Lamont Smith and his staff are excited to announce they have signed two high school guards to a national letter of intent and scholarship agreement for the upcoming 2017-18 school year. Joining the Toreros will be **Joey Calcaterra**, a 6'3" guard from Kentfield, California, and **Emanuel Hylton**, a 6'3" guard from Silver Springs, Maryland.

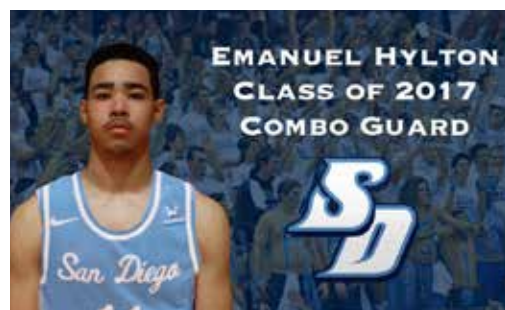
"We couldn't be more excited to add these two young players, Joey and Emanuel, to our future backcourt at USD," said head coach Lamont Smith. "Both of them will have a chance to come in and learn from some veterans, while also competing for playing time as freshmen. On top of their basketball ability, we value the high level of character both young men possess. They will be exceptional additions to our program, University, and Torero community."

Joey Calcaterra is a 6-2 guard from Kentfield, CA and plays at Marin Catholic High School in the Bay Area. Last season he led his team in scoring averaging 27.4 points, 5 rebounds, 3 assists, and 3 steals per game. He was named 1st Team All-League in the Marin County Athletic League (MCAL), 2nd Team All-Metro Bay Area, and 1st Team All-State California Juniors. Joey's brothers, Frankie and Nick, currently play at Cal Lutheran University and San Francisco State University, respectively.

Stated Coach Smith, "Joey is a high-level shooter and scoring guard that will add depth to our perimeter and give us a consistent 3-point threat to help stretch defenses. Joey is very competitive and does whatever is needed to help his team win. He comes from a basketball family so his passion for the game fits very well with our staff and current roster."

Emanuel Hylton is a 6-3 guard from Silver Springs, MD who currently attends St. John's College High School, which won the 2016 Washington Catholic Athletic Conference (WCAC) championship and posted a 30-5 record. The WCAC is considered one of the best high school basketball conferences in the country. Emanuel was a vital contributor on a roster that graduated four Division I guards in 2016.

Added Coach Smith, "Emanuel is a combo guard with great size who can score from all three levels of the floor, but also is really good at making others better and getting his teammates shots. He plays at St. John's College High School, which is one of the best teams in the highly-competitive Washington, D.C. area. Our staff is looking forward to having Emanuel's play-making ability and defensive grit each day in our program."





**Jack Cronin**

You can follow him on twitter - @JackCroninPXP

## JACK CRONIN BACK AS USD'S VOICE OF TORERO MEN'S BASKETBALL

Jack Cronin will be the play-by-play voice for Toreros men's basketball this season with games airing on ESPN 1700 AM. Cronin returns for his third year as Voice of Toreros Basketball. Cronin is in his 10th year as the play-by-play announcer for University of San Diego Football, and was the #2 voice for USD Men's Basketball for seven years prior to his appointment two seasons ago. He spent nine years at The Mighty 1090 Sports Radio as a host, reporter and Executive Producer, and is now entering his third year at NewsRadio 600 KOGO as an anchor and reporter here in San Diego. In 2014-15 he began working for TheW.tv calling volleyball and soccer games. He is also in his 10th year calling football, basketball, baseball, softball, track & field, water polo and volleyball on television for Spectrum and the SPEC SportsNet. Cronin graduated in 2004 from the University of California, Berkeley with a degree in Integrative Biology.

"I am honored to have been offered a larger role with the University of San Diego," said Jack Cronin. "Having worked with the athletic department for the last ten years, I have been impressed by the work ethic, loyalty and atmosphere displayed at Alcalá Park. I want to thank Ky Snyder and USD Athletics for the opportunity. I cannot wait for November and the prospects of the 2016-17 season."

### FINAL 2015-16 WCC STANDINGS

|     |      |       |
|-----|------|-------|
| SMC | 15-3 | 29-6  |
| GON | 15-3 | 28-8  |
| BYU | 13-5 | 26-11 |
| PEP | 10-8 | 18-14 |
| USF | 8-10 | 15-15 |
| SCU | 7-11 | 11-20 |
| LMU | 6-12 | 14-17 |
| POR | 6-12 | 12-20 |
| PAC | 6-12 | 8-20  |
| USD | 4-14 | 9-21  |



### WCC TOURNAMENT RETURNS TO LAS VEGAS:

The 2017 WCC Basketball Championship returns to Las Vegas, Nevada and The Orleans Arena from March 3rd through March 7th. Beginning with the quarterfinal matchups on March 5th, games will be televised by the ESPN family network with the WCC Basketball Championship quarterfinals (Saturday, March 4), semifinals (Monday, March 6, ESPN and or 2) and the championship game on Tuesday, March 7 (ESPN).

## 2016-17 UNIVERSITY OF SAN DIEGO MEN'S BASKETBALL ROSTER

| NO. | NAME             | POS. | HT.  | WT. | YR/EXP. | HOMETOWN/HS (COLLEGE)                          |
|-----|------------------|------|------|-----|---------|--|
| 0   | Nassir Barrino   | PG   | 6-0  | 165 | FR/HS   | Newark, NJ/Worcester Academy - Mass.           |
| 1   | Tyler Williams   | G    | 6-5  | 190 | SO/1V   | Plano, TX/Hebron                               |
| 2   | Mark Carbone     | G    | 6-2  | 180 | FR/HS   | Wethersfield, CT/ East Catholic-Manchester     |
| 3   | Olin Carter III  | G    | 6-2  | 190 | SO/1V   | Allen, TX/Allen                                |
| 5   | Mitch Schafer    | G    | 5-10 | 170 | JR/HS   | Portland, OR/Jesuit                            |
| 12  | Juwan Gray       | F    | 6-8  | 190 | FR/HS   | Dover, DE/ Scotland Performance Inst. (PA)     |
| 13  | José Martinez    | F    | 6-10 | 200 | FR/HS   | Cayey, Puerto Rico/Cheshire Academy (CT)       |
| 14  | Nick Busch       | G    | 6-4  | 195 | FR/HS   | Santa Barbara, CA/Santa Barbara                |
| 15  | Alex Floresca    | F    | 6-8  | 230 | SO/1V   | Webster Groves, MO/Webster                     |
| 20  | Cameron Neubauer | F    | 6-7  | 220 | JR/2V   | Berlin, Germany/Choate Rosemary Hall Prep (CT) |
| 21  | Hunter Summy     | G    | 6-4  | 180 | SO/1V   | Southlake, TX/Carroll                          |
| 22# | Isaiah Wright    | G    | 6-2  | 180 | JR/TR   | Boise, ID/Borah (Utah)                         |
| 24# | Isaiah Pineiro   | F    | 6-6  | 210 | JR/TR   | Auburn, CA/Placer (Portland State)             |
| 30  | Frank Ryder      | F-C  | 6-10 | 230 | FR/HS   | Boulder, CO/Fairview                           |
| 32  | Brett Bailey     | F    | 6-6  | 205 | SR/3V   | Spokane, WA/University                         |

# will sit out 2016-17 due to NCAA transfer rule




### COACHING STAFF

Lamont Smith - Head Coach (2nd Year)  
 Russell Springmann - Assistant Coach (2nd Year)  
 Sam Scholl - Assistant Coach (2nd Year)  
 Chris Gerlufson - Assistant Coach (2nd Year)  
 Ryan Harbour - Dir. of Basketball Operations (6th Year)  
 Andrew Payne - Graduate Assistant (1st Year)  
 Patrick Frost - Graduate Manager / Video Coordinator (1st Year)

### PRONUNCIATIONS

#0 Nuh-seer Bar-ree-no  
 #15 Floor-ess-kuh  
 #20 New-bow-er  
 #21 Some-ee  
 #24 I-zay-uh Pin-yair-oh





**Nassir Barrino**  
6-0 « FR « G  
Newark, NJ  
Worcester Academy - Mass.



**Tyler Williams**  
6-5 « SO « G  
Plano, TX  
Hebron HS



**Mark Carbone**  
6-2 « FR « G  
Wethersfield, CT  
East Catholic-Manchester HS




**Olin Carter III**  
6-2 « SO « G  
Allen, TX  
Allen HS




**Mitch Schafer**  
5-10 « JR « G  
Portland, OR  
Jesuit HS



**Juwan Gray**  
6-8 « FR « F  
Dover, DE  
Scotland Performance Inst. - PA



**Jose' Martinez**  
6-10 « FR « F  
Cayey, Puerto Rico  
Cheshire Academy - CT




**Nick Busch**  
6-4 « FR « G  
Santa Barbara, CA  
Santa Barbara HS



**Alex Floresca**  
6-8 « SO « F  
Webster Groves, MO  
Webster Groves HS



**Cameron Neubauer**  
6-7 « JR « F  
Berlin, Germany  
Choate Rosemary Hall Prep - CT



**Hunter Summy**  
6-4 « SO « G  
Southlake, TX  
Carroll HS



**Isaiah Wright**  
6-2 « JR « G  
Boise, ID  
University of Utah



**Isaiah Pineiro**  
6-6 « JR « F  
Auburn, CA  
Portland State



**Frank Ryder**  
6-10 « FR « F/C  
Boulder, CO  
Fairview HS



**Brett Bailey**  
6-6 « SR « F  
Spokane, WA  
University HS



**Lamont Smith**  
Head Coach  
2nd Season  
San Diego, '98



## #0 Nassir Barrino

6-0, 165, Frosh Guard  
Newark, NJ  
Worcester Academy - Mass.  
Major:  
Undeclared

| 2016-17 Season.....             | Category ..... | Career |
|---------------------------------|----------------|--------|
| 14 vs. Samford (11-14-16) ..... | POINTS .....   | Same   |
| 7, vs. Samford (11-14-16).....  | REBOUNDS ..... | Same   |
| 2, vs. Samford (11-14-16) ..... | ASSISTS .....  | Same   |
| 0.....                          | BLOCKS .....   | Same   |
| 2, vs. Samford (11-14-16).....  | STEALS .....   | Same   |



## #1 Tyler Williams

6-5, 190, Soph. Guard  
Plano, Texas  
Hebron HS  
Major:  
Undeclared

| 2016-17 Season.....            | Category ..... | Career                         |
|--------------------------------|----------------|--------------------------------|
| 4, vs. SDSU (11-11-16) .....   | POINTS .....   | 8, vs. CSUN (12-23-15)         |
| 5, vs. SDSU (11-11-16).....    | REBOUNDS ..... | 6, vs. Portland (1-14-16)      |
| 2, vs. Samford (11-14-16)..... | ASSISTS .....  | 6, vs. Loy-Chicago (11-25-15)  |
| 0.....                         | BLOCKS .....   | 1, (3x), last vs. LMU (3-4-16) |
| 1, vs. Samford (11-14-16)..... | STEALS .....   | 2, (7x), last vs. LMU (3-4-16) |



## #2 Mark Carbone

6-2, 180, Frosh Guard  
Wethersfield, CT  
East Catholic-Manchester  
Major:  
Undeclared

| 2016-17 Season.....             | Category ..... | Career |
|---------------------------------|----------------|--------|
| 8, vs. Samford (11-14-16) ..... | POINTS .....   | Same   |
| 3, vs. Samford (11-14-16) ..... | REBOUNDS ..... | Same   |
| 1, vs. SDSU (11-11-16) .....    | ASSISTS .....  | Same   |
| 1, vs. Samford (11-14-16) ..... | BLOCKS .....   | Same   |
| 2, vs. Samford (11-14-16) ..... | STEALS .....   | Same   |



## #3 Olin Carter III

6-2, 190, Soph. Guard  
Allen, Texas  
Allen HS  
Major:  
Undeclared

| 2016-17 Season.....                 | Category ..... | Career                          |
|-------------------------------------|----------------|---------------------------------|
| 17, vs. SDSU (11-11-16) .....       | POINTS .....   | 20, vs. LMU (3-14-16)           |
| 2, last vs. Samford (11-14-16)..... | REBOUNDS ..... | 7, (3x), vs. Bethesda (12-2-15) |
| 3, vs. Samford (11-14-16) .....     | ASSISTS .....  | 4, (2x), vs. CSUN (12-23-15)    |
| 0.....                              | BLOCKS .....   | 2, (2x), last vs. LMU (1-30-16) |
| 1, vs. Samford (11-14-16).....      | STEALS .....   | 3, (2x) last vs. UP (1-14-16)   |



## #5 Mitch Schafer

5-10, 170, Junior Guard  
Portland, OR  
Jesuit HS  
Major:  
Finance

| 2016-17 Season.....             | Category ..... | Career |
|---------------------------------|----------------|--------|
| 0.....                          | POINTS .....   | Same   |
| 0.....                          | REBOUNDS ..... | Same   |
| 1, vs. Samford (11-14-16) ..... | ASSISTS .....  | Same   |
| 0.....                          | BLOCKS .....   | Same   |
| 0.....                          | STEALS .....   | Same   |



## #12 Juwan Gray

6-8, 190, Frosh Forward  
Dover, DE  
Scotland Performance Inst.  
Major:  
Undeclared

| 2016-17 Season.....             | Category ..... | Career |
|---------------------------------|----------------|--------|
| 7, vs. SDSU (11-11-16) .....    | POINTS .....   | Same   |
| 5, vs. Samford (11-14-16) ..... | REBOUNDS ..... | Same   |
| 0.....                          | ASSISTS .....  | Same   |
| 1, vs. SDSU (11-11-16) .....    | BLOCKS .....   | Same   |
| 0.....                          | STEALS .....   | Same   |



## #13 Jose' Martinez

6-10, 200, Frosh Forward  
Cayey, Puerto Rico  
Cheshire Academy  
Major:  
Undeclared

| 2016-17 Season.....             | Category ..... | Career |
|---------------------------------|----------------|--------|
| 0.....                          | POINTS .....   | Same   |
| 0.....                          | REBOUNDS ..... | Same   |
| 0.....                          | ASSISTS .....  | Same   |
| 1, vs. Samford (11-14-16) ..... | BLOCKS .....   | Same   |
| 0.....                          | STEALS .....   | Same   |



## #14 Nick Busch

6-4, 195, Frosh Guard  
Santa Barbara, CA  
Santa Barbara HS  
Major:  
Undeclared

| 2016-17 Season..... | Category..... | Career |
|---------------------|---------------|--------|
| 0.....              | POINTS.....   | Same   |
| 0.....              | REBOUNDS..... | Same   |
| 0.....              | ASSISTS.....  | Same   |
| 0.....              | BLOCKS.....   | Same   |
| 0.....              | STEALS.....   | Same   |



## #15 Alex Floresca

6-8, 230, Soph. Forward  
Webster Groves, MO  
Webster HS  
Major:  
Undeclared

| 2016-17 Season..... | Category..... | Career                          |
|---------------------|---------------|---------------------------------|
| DNP.....            | POINTS.....   | 13 vs. PEP (1-28-16)            |
| DNP.....            | REBOUNDS..... | 7 vs. PEP (1-21-16)             |
| DNP.....            | ASSISTS.....  | 2, (3x), last vs. LMU (1-30-16) |
| DNP.....            | BLOCKS.....   | 1, (2x), last vs. UP (2-27-16)  |
| DNP.....            | STEALS.....   | 1, (2x), last vs. USF (1-7-16)  |



## #20 Cameron Neubauer

6-7, 220, Junior Forward  
Berlin, Germany  
Choate Rosemary Hall Prep  
- CT  
Major:  
Business Administration

| 2016-17 Season.....            | Category..... | Career                           |
|--------------------------------|---------------|----------------------------------|
| 9, vs. Samford (11-14-16)..... | POINTS.....   | 11 (3x), last vs. BYU (2-18-16)  |
| 5, vs. Samford (11-14-16)..... | REBOUNDS..... | .5 (4x), vs. Samford (11-14-16)  |
| 3, vs. SDSU (11-11-16).....    | ASSISTS.....  | 3 (2x), last vs. SDSU (11-11-16) |
| 0.....                         | BLOCKS.....   | 1 (4x), last vs. BYU (2-18-16)   |
| 0.....                         | STEALS.....   | 1 (7x), last vs. LMU (3-4-16)    |



## #21 Hunter Summy

6-4, 180, Soph. Guard  
Southlake, Texas  
Carroll HS  
Major:  
Undeclared

| 2016-17 Season..... | Category..... | Career                          |
|---------------------|---------------|---------------------------------|
| DNP.....            | POINTS.....   | 4, (2x), last vs. PEP (1-21-16) |
| DNP.....            | REBOUNDS..... | 1, (2x), last vs. BYU (2-20-16) |
| DNP.....            | ASSISTS.....  | 3 vs. PEP (1-21-16)             |
| DNP.....            | BLOCKS.....   | Same                            |
| DNP.....            | STEALS.....   | 2, vs. PEP (1-21-16)            |



## #30 Frank Ryder

6-10, 230, Frosh Center  
Boulder, CO  
Fairview HS  
Major:  
Undeclared

| 2016-17 Season.....            | Category..... | Career |
|--------------------------------|---------------|--------|
| 4, vs. SDSU (11-11-16).....    | POINTS.....   | Same   |
| 2, vs. Samford (11-14-16)..... | REBOUNDS..... | Same   |
| 3, vs. SDSU (11-11-16).....    | ASSISTS.....  | Same   |
| 0.....                         | BLOCKS.....   | Same   |
| 0.....                         | STEALS.....   | Same   |



## #32 Brett Bailey

6-6, 205, Senior Forward  
Spokane, Washington  
University HS  
Major:  
Finance

| 2016-17 Season.....                       | Category..... | Career                           |
|---|---------------|----------------------------------|
| 8, vs. SDSU (11-11-16).....               | POINTS.....   | 22 vs. Santa Clara (1-9-16)      |
| 9, vs. SDSU (11-11-16).....               | REBOUNDS..... | 11 vs. Santa Clara (2-11-16)     |
| 1, (2x), last vs. Samford (11-14-16)..... | ASSISTS.....  | 4 (2x), last vs. CSUN (12-23-15) |
| 1, vs. SDSU (11-11-16).....               | BLOCKS.....   | 2 (3x), last vs. UP (2-27-16)    |
| 1, vs. Samford (11-14-16).....            | STEALS.....   | 3 (2x), vs. Bethesda (12-2-15)   |

2016-17 San Diego Toreros  
San Diego Combined Team Statistics (as of Nov 14, 2016)  
All games

| RECORD:        | OVERALL | HOME | AWAY | NEUTRAL |
|----------------|---------|------|------|---------|
| ALL GAMES      | 0-2     | 0-1  | 0-1  | 0-0     |
| CONFERENCE     | 0-0     | 0-0  | 0-0  | 0-0     |
| NON-CONFERENCE | 0-2     | 0-1  | 0-1  | 0-0     |

| #              | Player            | gp-gs | min | avg  | Total  |      | 3-Point |      | F-Throw |       | Rebounds |     |     |      | pf | dq | a  | to | blk | stl | pts | avg  |
|----------------|-------------------|-------|-----|------|--------|------|---------|------|---------|-------|----------|-----|-----|------|----|----|----|----|-----|-----|-----|------|
|                |                   |       |     |      | fg-fga | fg%  | 3fg-fga | 3fg% | ft-fa   | ft%   | off      | def | tot | avg  |    |    |    |    |     |     |     |      |
| 03             | CARTER III, Olin  | 2-2   | 69  | 34.5 | 11-26  | .423 | 6-17    | .353 | 4-7     | .571  | 0        | 4   | 4   | 2.0  | 7  | 0  | 3  | 5  | 0   | 1   | 32  | 16.0 |
| 00             | BARRINO, Nassir   | 2-2   | 61  | 30.5 | 10-16  | .625 | 0-2     | .000 | 5-10    | .500  | 0        | 8   | 8   | 4.0  | 4  | 0  | 3  | 5  | 0   | 2   | 25  | 12.5 |
| 20             | NEUBAUER, Cameron | 2-2   | 56  | 28.0 | 6-11   | .545 | 3-8     | .375 | 2-2     | 1.000 | 1        | 7   | 8   | 4.0  | 9  | 1  | 4  | 1  | 0   | 0   | 17  | 8.5  |
| 12             | GRAY, Juwan       | 2-0   | 34  | 17.0 | 5-8    | .625 | 2-3     | .667 | 2-3     | .667  | 2        | 5   | 7   | 3.5  | 4  | 0  | 0  | 0  | 1   | 0   | 14  | 7.0  |
| 32             | BAILEY, Brett     | 2-2   | 55  | 27.5 | 6-16   | .375 | 1-3     | .333 | 1-2     | .500  | 2        | 9   | 11  | 5.5  | 5  | 0  | 2  | 5  | 1   | 1   | 14  | 7.0  |
| 02             | CARBONE, Mark     | 2-0   | 31  | 15.5 | 2-8    | .250 | 2-7     | .286 | 2-2     | 1.000 | 1        | 2   | 3   | 1.5  | 5  | 0  | 1  | 0  | 1   | 2   | 8   | 4.0  |
| 01             | WILLIAMS, Tyler   | 2-2   | 57  | 28.5 | 3-7    | .429 | 1-3     | .333 | 0-2     | .000  | 1        | 5   | 6   | 3.0  | 2  | 0  | 3  | 2  | 0   | 1   | 7   | 3.5  |
| 30             | RYDER, Frank      | 2-0   | 30  | 15.0 | 2-7    | .286 | 0-0     | .000 | 3-4     | .750  | 1        | 2   | 3   | 1.5  | 4  | 0  | 4  | 2  | 0   | 0   | 7   | 3.5  |
| 14             | BUSCH, Nick       | 1-0   | 2   | 2.0  | 0-0    | .000 | 0-0     | .000 | 0-0     | .000  | 0        | 0   | 0   | 0.0  | 0  | 0  | 0  | 0  | 0   | 0   | 0   | 0.0  |
| 05             | SCHAFER, Mitch    | 1-0   | 2   | 2.0  | 0-1    | .000 | 0-1     | .000 | 0-0     | .000  | 0        | 0   | 0   | 0.0  | 0  | 0  | 1  | 0  | 0   | 0   | 0   | 0.0  |
| 13             | MARTINEZ, Jose    | 1-0   | 3   | 3.0  | 0-0    | .000 | 0-0     | .000 | 0-0     | .000  | 0        | 0   | 0   | 0.0  | 0  | 0  | 0  | 1  | 1   | 0   | 0   | 0.0  |
| Team           |                   |       |     |      |        |      |         |      |         |       | 4        | 3   | 7   |      |    |    | 6  |    |     |     |     |      |
| Total.....     |                   | 2     | 400 |      | 45-100 | .450 | 15-44   | .341 | 19-32   | .594  | 12       | 45  | 57  | 28.5 | 40 | 1  | 21 | 27 | 4   | 7   | 124 | 62.0 |
| Opponents..... |                   | 2     | 400 |      | 53-115 | .461 | 17-42   | .405 | 29-39   | .744  | 23       | 51  | 74  | 37.0 | 36 | -  | 24 | 15 | 4   | 14  | 152 | 76.0 |

| TEAM STATISTICS        | USD    | OPP     | Date                | Opponent           | Score   | Att.  |
|------------------------|--------|---------|---------------------|--------------------|---------|-------|
| SCORING                | 124    | 152     | 11-11-16            | at San Diego State | L 59-69 | 12414 |
| Points per game        | 62.0   | 76.0    | 11-14-16            | SAMFORD            | L 65-83 | 2379  |
| Scoring margin         | -14.0  | -       | * - Conference game |                    |         |       |
| FIELD GOALS-ATT        | 45-100 | 53-115  |                     |                    |         |       |
| Field goal pct         | .450   | .461    |                     |                    |         |       |
| 3 POINT FG-ATT         | 15-44  | 17-42   |                     |                    |         |       |
| 3-point FG pct         | .341   | .405    |                     |                    |         |       |
| 3-pt FG made per game  | 7.5    | 8.5     |                     |                    |         |       |
| FREE THROWS-ATT        | 19-32  | 29-39   |                     |                    |         |       |
| Free throw pct         | .594   | .744    |                     |                    |         |       |
| F-Throws made per game | 9.5    | 14.5    |                     |                    |         |       |
| REBOUNDS               | 57     | 74      |                     |                    |         |       |
| Rebounds per game      | 28.5   | 37.0    |                     |                    |         |       |
| Rebounding margin      | -8.5   | -       |                     |                    |         |       |
| ASSISTS                | 21     | 24      |                     |                    |         |       |
| Assists per game       | 10.5   | 12.0    |                     |                    |         |       |
| TURNOVERS              | 27     | 15      |                     |                    |         |       |
| Turnovers per game     | 13.5   | 7.5     |                     |                    |         |       |
| Turnover margin        | -6.0   | -       |                     |                    |         |       |
| Assist/turnover ratio  | 0.8    | 1.6     |                     |                    |         |       |
| STEALS                 | 7      | 14      |                     |                    |         |       |
| Steals per game        | 3.5    | 7.0     |                     |                    |         |       |
| BLOCKS                 | 4      | 4       |                     |                    |         |       |
| Blocks per game        | 2.0    | 2.0     |                     |                    |         |       |
| ATTENDANCE             | 2379   | 12414   |                     |                    |         |       |
| Home games-Avg/Game    | 1-2379 | 1-12414 |                     |                    |         |       |
| Neutral site-Avg/Game  | -      | 0-0     |                     |                    |         |       |

| Score by Periods | 1st | 2nd | Totals |
|------------------|-----|-----|--------|
| San Diego        | 58  | 66  | 124    |
| Opponents        | 72  | 80  | 152    |



# Official Basketball Box Score -- Game Totals -- Final Statistics

Samford vs San Diego

11-14-16 7:00 p.m. at Jenny Craig Pavilion

Samford 83 • 1-0

| ##     | Player              |   | Total  | 3-Ptr  | Rebounds |     |     | PF | TP | A  | TO | Blk | Stl | Min |     |
|--------|---------------------|---|--------|--------|----------|-----|-----|----|----|----|----|-----|-----|-----|-----|
|        |                     |   | FG-FGA | FG-FGA | FT-FTA   | Off | Def |    |    |    |    |     |     |     | Tot |
| 20     | Alex Thompson       | f | 6-13   | 3-6    | 2-3      | 2   | 3   | 5  | 3  | 17 | 2  | 1   | 0   | 1   | 29  |
| 33     | Wyatt Walker        | c | 6-12   | 0-0    | 4-6      | 3   | 12  | 15 | 4  | 16 | 3  | 2   | 0   | 0   | 33  |
| 00     | Christen Cunningham | g | 5-11   | 2-4    | 2-2      | 2   | 2   | 4  | 2  | 14 | 7  | 2   | 0   | 0   | 35  |
| 04     | Triston Chambers    | g | 0-4    | 0-4    | 0-0      | 0   | 1   | 1  | 2  | 0  | 0  | 0   | 0   | 0   | 16  |
| 22     | D. Denzel-Dyson     | g | 7-9    | 4-5    | 2-2      | 1   | 4   | 5  | 2  | 20 | 1  | 1   | 0   | 0   | 24  |
| 03     | Josh Sharkey        |   | 4-8    | 1-3    | 3-4      | 0   | 1   | 1  | 2  | 12 | 3  | 1   | 0   | 3   | 26  |
| 11     | James Boone         |   | 0-1    | 0-1    | 0-0      | 0   | 0   | 0  | 1  | 0  | 1  | 0   | 0   | 0   | 6   |
| 13     | Eric Adams          |   | 0-0    | 0-0    | 0-0      | 1   | 2   | 3  | 0  | 0  | 0  | 0   | 0   | 0   | 2   |
| 14     | Tanner Tapp         |   | 0-1    | 0-1    | 0-0      | 0   | 0   | 0  | 0  | 0  | 0  | 0   | 0   | 0   | 1   |
| 24     | Gerald Smith        |   | 1-1    | 0-0    | 0-0      | 1   | 0   | 1  | 0  | 2  | 0  | 0   | 0   | 0   | 11  |
| 25     | Terry Brutus        |   | 1-4    | 0-1    | 0-0      | 1   | 3   | 4  | 3  | 2  | 0  | 0   | 0   | 0   | 17  |
| Team   |                     |   |        |        |          | 2   | 2   | 4  |    |    | 1  |     |     |     |     |
| Totals |                     |   | 30-64  | 10-25  | 13-17    | 13  | 30  | 43 | 19 | 83 | 17 | 8   | 0   | 4   | 200 |

FG % 1st Half: 12-29 41.4% 2nd half: 18-35 51.4% Game: 30-64 46.9%  
 3FG % 1st Half: 5-10 50.0% 2nd half: 5-15 33.3% Game: 10-25 40.0%  
 FT % 1st Half: 8-9 88.9% 2nd half: 5-8 62.5% Game: 13-17 76.5%

Deadball  
Rebounds  
1

San Diego 65 • 0-2

|        |                   |   | Total  | 3-Ptr  | Rebounds |     |     |     |    |    |    |    |     |     |     |
|--------|-------------------|---|--------|--------|----------|-----|-----|-----|----|----|----|----|-----|-----|-----|
| ##     | Player            |   | FG-FGA | FG-FGA | FT-FTA   | Off | Def | Tot | PF | TP | A  | TO | Blk | Stl | Min |
| 20     | NEUBAUER, Cameron | f | 3-7    | 1-5    | 2-2      | 0   | 5   | 5   | 4  | 9  | 1  | 1  | 0   | 0   | 31  |
| 32     | BAILEY, Brett     | f | 2-6    | 1-2    | 1-1      | 1   | 1   | 2   | 2  | 6  | 1  | 2  | 0   | 1   | 23  |
| 00     | BARRINO, Nassir   | g | 5-8    | 0-1    | 4-6      | 0   | 7   | 7   | 2  | 14 | 2  | 3  | 0   | 2   | 28  |
| 01     | WILLIAMS, Tyler   | g | 1-3    | 1-2    | 0-2      | 1   | 0   | 1   | 1  | 3  | 2  | 0  | 0   | 1   | 27  |
| 03     | CARTER III, Olin  | g | 5-12   | 3-10   | 2-5      | 0   | 2   | 2   | 4  | 15 | 3  | 2  | 0   | 1   | 32  |
| 02     | CARBONE, Mark     |   | 2-7    | 2-7    | 2-2      | 1   | 2   | 3   | 2  | 8  | 0  | 0  | 1   | 2   | 26  |
| 05     | SCHAFER, Mitch    |   | 0-1    | 0-1    | 0-0      | 0   | 0   | 0   | 0  | 0  | 1  | 0  | 0   | 0   | 2   |
| 12     | GRAY, Juwan       |   | 2-3    | 1-1    | 2-2      | 1   | 4   | 5   | 1  | 7  | 0  | 0  | 0   | 0   | 15  |
| 13     | MARTINEZ, Jose    |   | 0-0    | 0-0    | 0-0      | 0   | 0   | 0   | 0  | 0  | 0  | 1  | 1   | 0   | 3   |
| 14     | BUSCH, Nick       |   | 0-0    | 0-0    | 0-0      | 0   | 0   | 0   | 0  | 0  | 0  | 0  | 0   | 0   | 2   |
| 30     | RYDER, Frank      |   | 1-4    | 0-0    | 1-2      | 0   | 2   | 2   | 1  | 3  | 1  | 0  | 0   | 0   | 11  |
| Team   |                   |   |        |        |          | 1   | 1   | 2   |    |    | 4  |    |     |     |     |
| Totals |                   |   | 21-51  | 9-29   | 14-22    | 5   | 24  | 29  | 17 | 65 | 11 | 13 | 2   | 7   | 200 |

FG % 1st Half: 7-26 26.9% 2nd half: 14-25 56.0% Game: 21-51 41.2%  
 3FG % 1st Half: 6-18 33.3% 2nd half: 3-11 27.3% Game: 9-29 31.0%  
 FT % 1st Half: 5-7 71.4% 2nd half: 9-15 60.0% Game: 14-22 63.6%

Deadball  
Rebounds  
3

Officials: Tommy Nunez, Glen Mayberry, Deron White

Technical fouls: Samford-None. San Diego-None.

Attendance: 2379

| Score by periods | 1st | 2nd | Total |
|------------------|-----|-----|-------|
| Samford          | 37  | 46  | 83    |
| San Diego        | 25  | 40  | 65    |

**Official Basketball Box Score -- Game Totals -- Final Statistics**  
**San Diego vs San Diego State**  
**11-11-16 8:05 pm PST at Steve Fisher Court at Viejas Arena**

**San Diego 59 • 0-1**

| ##     | Player            |   | Total  | 3-Ptr  | FT-FTA | Rebounds |     |     | PF | TP | A  | TO | Blk | Stl | Min |
|--------|-------------------|---|--------|--------|--------|----------|-----|-----|----|----|----|----|-----|-----|-----|
|        |                   |   | FG-FGA | FG-FGA |        | Off      | Def | Tot |    |    |    |    |     |     |     |
| 20     | NEUBAUER, Cameron | f | 3-4    | 2-3    | 0-0    | 1        | 2   | 3   | 5  | 8  | 3  | 0  | 0   | 0   | 25  |
| 32     | BAILEY, Brett     | f | 4-10   | 0-1    | 0-1    | 1        | 8   | 9   | 3  | 8  | 1  | 3  | 1   | 0   | 32  |
| 00     | BARRINO, Nassir   | g | 5-8    | 0-1    | 1-4    | 0        | 1   | 1   | 2  | 11 | 1  | 2  | 0   | 0   | 33  |
| 01     | WILLIAMS, Tyler   | g | 2-4    | 0-1    | 0-0    | 0        | 5   | 5   | 1  | 4  | 1  | 2  | 0   | 0   | 30  |
| 03     | CARTER III, Olin  | g | 6-14   | 3-7    | 2-2    | 0        | 2   | 2   | 3  | 17 | 0  | 3  | 0   | 0   | 37  |
| 02     | CARBONE, Mark     |   | 0-1    | 0-0    | 0-0    | 0        | 0   | 0   | 3  | 0  | 1  | 0  | 0   | 0   | 5   |
| 12     | GRAY, Juwan       |   | 3-5    | 1-2    | 0-1    | 1        | 1   | 2   | 3  | 7  | 0  | 0  | 1   | 0   | 19  |
| 30     | RYDER, Frank      |   | 1-3    | 0-0    | 2-2    | 1        | 0   | 1   | 3  | 4  | 3  | 2  | 0   | 0   | 19  |
| Team   |                   |   |        |        |        | 3        | 2   | 5   |    |    |    | 2  |     |     |     |
| Totals |                   |   | 24-49  | 6-15   | 5-10   | 7        | 21  | 28  | 23 | 59 | 10 | 14 | 2   | 0   | 200 |

FG % 1st Half: 13-24 54.2% 2nd half: 11-25 44.0% Game: 24-49 49.0%  
 3FG % 1st Half: 4-7 57.1% 2nd half: 2-8 25.0% Game: 6-15 40.0%  
 FT % 1st Half: 3-7 42.9% 2nd half: 2-3 66.7% Game: 5-10 50.0%

Deadball  
Rebounds  
2

**San Diego State 69 • 1-0**

| ##     | Player               |   | Total  | 3-Ptr  | FT-FTA | Rebounds |     |     | PF | TP | A | TO | Blk | Stl | Min |
|--------|----------------------|---|--------|--------|--------|----------|-----|-----|----|----|---|----|-----|-----|-----|
|        |                      |   | FG-FGA | FG-FGA |        | Off      | Def | Tot |    |    |   |    |     |     |     |
| 14     | CHEATHAM, Zylan      | f | 3-7    | 0-1    | 2-3    | 2        | 2   | 4   | 0  | 8  | 1 | 1  | 1   | 1   | 36  |
| 23     | GILL-CAESAR, Montaqu | f | 1-6    | 0-2    | 0-0    | 1        | 3   | 4   | 3  | 2  | 0 | 2  | 0   | 0   | 32  |
| 03     | KELL, Trey           | g | 7-16   | 2-7    | 7-9    | 1        | 3   | 4   | 1  | 23 | 2 | 2  | 1   | 1   | 35  |
| 04     | ALLEN, Dakarai       | g | 1-2    | 0-1    | 4-6    | 1        | 3   | 4   | 4  | 6  | 1 | 1  | 0   | 3   | 20  |
| 42     | HEMSLEY, Jeremy      | g | 9-15   | 4-5    | 3-3    | 0        | 4   | 4   | 4  | 25 | 2 | 1  | 0   | 3   | 28  |
| 11     | WILLIAMS, D'Erryl    |   | 1-4    | 1-1    | 0-0    | 1        | 4   | 5   | 4  | 3  | 1 | 0  | 0   | 2   | 29  |
| 24     | NARAIN, Nolan        |   | 1-1    | 0-0    | 0-0    | 0        | 0   | 0   | 1  | 2  | 0 | 0  | 0   | 0   | 4   |
| 45     | IZUNDU, Valentine    |   | 0-0    | 0-0    | 0-1    | 2        | 1   | 3   | 0  | 0  | 0 | 0  | 2   | 0   | 16  |
| Team   |                      |   |        |        |        | 2        | 1   | 3   |    |    |   |    |     |     |     |
| Totals |                      |   | 23-51  | 7-17   | 16-22  | 10       | 21  | 31  | 17 | 69 | 7 | 7  | 4   | 10  | 200 |

FG % 1st Half: 13-26 50.0% 2nd half: 10-25 40.0% Game: 23-51 45.1%  
 3FG % 1st Half: 5-10 50.0% 2nd half: 2-7 28.6% Game: 7-17 41.2%  
 FT % 1st Half: 4-8 50.0% 2nd half: 12-14 85.7% Game: 16-22 72.7%

Deadball  
Rebounds  
3

Officials: Tony Padilla, Daryl Gelinas, Tom Nally  
 Technical fouls: San Diego-None. San Diego State-HEMSLEY, Jeremy.  
 Attendance: 12414

| Score by periods | 1st | 2nd | Total |
|------------------|-----|-----|-------|
| San Diego        | 33  | 26  | 59    |
| San Diego State  | 35  | 34  | 69    |