



**UC IRVINE**  
**GOLF**

**MEN'S GOLF RECORD BOOK**

***UPDATED: AUGUST 2021***



# UC IRVINE MEN'S GOLF HISTORY & RECORDS

## Postseason History

### YEAR-BY-YEAR HISTORY

| Year                 | BWC<br>Finish | NCAA<br>Regional | NCAA<br>Championships | Team<br>Avg. |
|----------------------|---------------|------------------|-----------------------|--------------|
| 1972-73              | ---           | ---              | 4th (1203)            | ---          |
| 1973-74              | ---           | ---              | 2nd (1211)            | ---          |
| 1974-75              | ---           | ---              | 1st (886)             | ---          |
| 1975-76              | ---           | ---              | 2nd (1212)            | ---          |
| 1976-77              | ---           | ---              | 13th (1213)           | ---          |
| 1977-78 <sup>^</sup> | 7th (944)     | --               | --                    | --           |
| 1978-79              | 8th (1002)    | --               | --                    | --           |
| 1979-80              | 8th (1209)    | --               | --                    | --           |
| 1980-81              | 8th (1192)    | --               | --                    | --           |
| 1981-82              | 9th (1167)    | --               | --                    | --           |
| 1982-83              | T5th (1172)   | --               | --                    | --           |
| 1983-84              | 5th (1081)    | --               | --                    | --           |
| 1984-85              | 8th (910)     | --               | --                    | --           |
| 1985-86              | 6th (920)     | --               | --                    | --           |
| 1986-87              | 6th (877)     | --               | --                    | --           |
| 1987-88              | T4th (930)    | --               | --                    | --           |
| 1988-89              | 6th (932)     | --               | --                    | --           |
| 1989-90              | 9th (907)     | --               | --                    | --           |
| 1990-91              | 6th (889)     | --               | --                    | --           |
| 1991-92              | 7th (893)     | T8th (869)       | 29th                  | --           |
| 1992-93              | 7th (952)     | --               | --                    | --           |
| 1993-94              | 6th (889)     | --               | --                    | --           |
| 1994-95              | 8th (901)     | 14th (890)       | --                    | --           |
| 1995-96              | 8th (935)     | --               | --                    | --           |
| 1996-97              | 6th (904)     | --               | --                    | 303.43       |
| 1997-98              | T7th (913)    | 16th (896)       | --                    | 298.57       |
| 1998-99              | 4th (908)     | --               | --                    | 299.75       |
| 1999-00              | 5th (890)     | --               | --                    | 307.53       |
| 2000-01              | 1st (859)     | 3rd (871)        | 29th                  | 295.03       |
| 2001-02              | 1st (853)     | 22nd (903)       | --                    | 292.47       |
| 2002-03              | 1st (581)     | 12th (889)       | --                    | 289.19       |
| 2003-04              | 8th (887)     | 22nd (918)       | --                    | 295.74       |
| 2004-05              | T3rd (875)    | --               | --                    | *301.13      |
| 2005-06              | 2nd (868)     | 16th (861)       | --                    | 292.00       |
| 2006-07              | 1st (852)     | 22nd (863)       | --                    | 287.50       |
| 2007-08              | 1st (849)     | 3rd (836)        | 20th                  | 288.12       |
| 2008-09              | T2nd (868)    | 11th (870)       | --                    | 289.16       |
| 2009-10              | 1st (873)     | T8th (899)       | --                    | *313.21      |
| 2010-11              | 5th (902)     | --               | --                    | *313.14      |
| 2011-12              | 6th (868)     | --               | --                    | *310.56      |
| 2012-13              | 7th (908)     | --               | --                    | *309.58      |
| 2013-14              | 5th (588)     | --               | --                    | *301.97      |
| 2014-15              | 1st (860)     | 10th (865)       | --                    | *296.30      |
| 2015-16              | 8th (891)     | --               | --                    | *304.09      |
| 2016-17              | 6th (870)     | --               | --                    | *305.82      |
| 2017-18              | 1st (852)     | 11th (872)       | --                    | *301.18      |
| 2018-19              | 2nd (884)     | --               | --                    | *300.85      |
| 2019-20              | --            | --               | --                    | **294.61     |
| 2020-21              | 7th (902)     | --               | --                    | *308.52      |

<sup>^</sup> First year of NCAA Division I

\* At least one tournament counted five individual scores each round

\*\* Season canceled due to COVID-19 pandemic (played six tournaments)

### NCAA DIVISION I CHAMPIONSHIP TEAM APPEARANCES

| Year | Finish | Score          | Head Coach     | Site                 |
|------|--------|----------------|----------------|----------------------|
| 2008 | 20th   | 919 (54 holes) | Paul Smolinski | West Lafayette, Ind. |
| 2001 | 29th   | 612 (36 holes) | Paul Smolinski | Durham, N.C.         |
| 1992 | 29th   | 606 (36 holes) | Steve Ainslie  | Albuquerque, N.M.    |

### NCAA DIVISION I REGIONAL TEAM APPEARANCES

| Year | Finish | Score | Regional (Site)   |
|------|--------|-------|---|
| 2018 | 11th   | 872   | The Reserve at Spanos Park (Stockton, Calif.)             |
| 2015 | 10th   | 865   | Lubbock Regional (The Rawls Course/Lubbock, Texas)        |
| 2010 | T8th   | 899   | Southwest Regional (Carlton Oaks GC/Santee, Calif.)       |
| 2009 | 11th   | 870   | West Regional (Lake Merced GC/Daly City, Calif.)          |
| 2008 | 3rd    | 836   | East Regional (Council Fire GC/Chattanooga, Tenn.)        |
| 2007 | 22nd   | 863   | West Regional (Karsten GC/Tempe, Ariz.)                   |
| 2006 | 16th   | 861   | West Regional (OMNI Tucson National GC/Tucson, Ariz.)     |
| 2004 | 22nd   | 918   | West Regional (Sunriver Resort/Sunriver, Ore.)            |
| 2003 | 12th   | 889   | West Regional (Washington National GC/Auburn, Wash.)      |
| 2002 | 22nd   | 903   | West Regional (The Championship Course/Albuquerque, N.M.) |
| 2001 | 3rd    | 871   | West Regional (Trysting Tree Golf Club/Corvallis, Ore.)   |
| 1998 | 16th   | 896   | West Regional (Karsten Golf Course/Tempe, Ariz.)          |
| 1995 | 14th   | 890   | West Regional (The Championship Course/Albuquerque, N.M.) |
| 1992 | T8th   | 869   | West Regional (Tucson National GC/Tucson, Ariz.)          |

### NCAA DIVISION I REGIONAL INDIVIDUAL APPEARANCES

| Year | Name           | Regional           | Finish (Score)        |
|------|----------------|--------------------|-----------------------|
| 2017 | David Kim      | Stanford Regional  | 20th (67-70-75 = 212) |
| 2014 | Pete Fernandez | Eugene Regional    | 39th (73-76-75 = 224) |
| 2012 | Allan Jun      | Stanford Regional  | 44th (68-73-74 = 215) |
| 2011 | Jerry He       | San Diego Regional | 46th (74-78-72 = 224) |
| 2005 | Garrett Sapp   | Stanford Regional  | 77th (73-75-75 = 223) |
| 1999 | Mike Lawrence  | West Regional      | 63rd (74-79-74 = 227) |

### NCAA DIVISION II CHAMPIONSHIP APPEARANCES

| Year        | Finish     | Score      | Head Coach           | Host School      |
|-------------|------------|------------|----------------------|------------------|
| 1977        | 13th       | 1,213      | Jerry Hulbert        | Texas Southern   |
| 1976        | 2nd        | 1,212      | Jerry Hulbert        | Youngstown State |
| <b>1975</b> | <b>1st</b> | <b>886</b> | <b>Jerry Hulbert</b> | <b>UT Martin</b> |
| 1974        | 2nd        | 1,211      | Jerry Hulbert        | South Florida    |
| 1973        | 4th        | 1,203      | Jerry Hulbert        | UC Riverside     |

### NCAA DIVISION II INDIVIDUAL CHAMPION

| Year | Name       | Score | Host School |
|------|------------|-------|-------------|
| 1975 | Jerry Wisz | 211   | UT Martin   |



# UC IRVINE MEN'S GOLF HISTORY & RECORDS

## Postseason Results

### NCAA DI CHAMPIONSHIP RESULTS

#### 2008

**Birck Boilermaker Golf Complex - Kampen Course**

**Par 72 - 7,450 Yards**

**Team Finish: 20th (320-297-302 = 919)\***

|            |                |
|------------|----------------|
| Tim Cha    | 77-74-78 = 229 |
| Sean Shahi | 80-75-74 = 229 |
| John Chin  | 83-73-73 = 229 |
| Kenny Kim  | 80-78-77 = 235 |
| Max Greil  | 85-75-88 = 248 |

#### 2001

**Duke University Golf Club**

**Par 72 - 7,086 Yards**

**Team Finish: 29th (306-306 = 612)\*\***

|                |             |
|----------------|-------------|
| Eric Wang      | 74-75 = 149 |
| Ryan Armstrong | 74-76 = 150 |
| Justin Ohye    | 82-76 = 158 |
| Jeff Coburn    | 78-80 = 158 |
| Mike Lavery    | 80-79 = 159 |

#### 1992

**UNM Championship Course**

**Par 72 - 7,246 Yards**

**Team Finish: 29th (295-311 = 606)\*\***

|                         |                   |
|-------------------------|-------------------|
| T26. William Yanagisawa | 68-76-74-72 = 290 |
| Steve Holmes            | 67-81 = 148       |
| Lyle Archer             | 80-74 = 154       |
| Adam Horodyski          | 80-80 = 160       |
| Joey Sugar              | 82-81 = 163       |

\* Eliminated after 54 holes

\*\* Eliminated after 36 holes

|                       |     |                      |
|-----------------------|-----|----------------------|
| Team Low Round:       | 295 | 1992                 |
| Individual Low Round: | 67  | Holmes, 1992         |
| Team Low 36:          | 606 | 1992                 |
| Individual Low 36:    | 144 | Yanagisawa, 1992     |
| Team Low 54:          | 919 | 2008                 |
| Individual Low 54:    | 229 | Cha/Shahi/Chen, 2008 |

### NCAA REGIONAL TEAM RESULTS

#### 2018 Stockton Regional

**The Reserve at Spanos Park**

**Par 72 - 7,239 Yards**

**Team Finish: 11th (290-293-289 = 872)**

|                     |                |
|---------------------|----------------|
| T30. David Kim      | 72-70-74 = 216 |
| T30. Ramiz Jamal    | 69-76-71 = 216 |
| T50. Ryan O'Connor  | 74-76-70 = 220 |
| T54. Jonathan Kang  | 76-71-74 = 221 |
| T72. Jonathan Young | 75-77-77 = 229 |

#### 2015 Lubbock Regional

**Rawls Course**

**Par 71 - 7,349 Yards**

**Team Finish: 10th (287-291-287 = 865)**

|                     |                |
|---------------------|----------------|
| T33. Pete Fernandez | 70-75-70 = 215 |
| T39. Jacob Schulze  | 72-71-73 = 216 |
| T46. David Kim      | 74-71-72 = 217 |
| T69. Jonathan Young | 73-81-72 = 226 |
| T71. Bryan Shin     | 72-74-84 = 230 |

#### 2010 Southwest Regional

**Carlton Oaks Golf Club**

**Par 72 - 7,360 Yards**

**Team Finish: T8th (303-297-299 = 899)**

|                   |                |
|-------------------|----------------|
| 9. John Chin      | 76-71-71 = 218 |
| T28. Jerry He     | 75-73-76 = 224 |
| T57. Max Greil    | 74-81-76 = 231 |
| T68. Bryan Harris | 78-76-83 = 237 |
| T68. Michael Yang | 84-77-76 = 237 |

#### 2009 West Regional

**Lake Merced Golf Club**

**Par 72 - 6,849 Yards**

**Team Finish: 11th (289-287-294 = 870)**

|                       |                |
|-----------------------|----------------|
| T18. John Chin        | 71-70-72 = 213 |
| T27. Max Greil        | 73-70-72 = 215 |
| T39. Sean Shahi       | 73-73-71 = 217 |
| 72. Roberto Francioni | 72-74-81 = 227 |
| 74. Bryan Harris      | 74-80-79 = 233 |

#### 2008 East Regional

**Council Fire Golf Club**

**Par 71 - 6,961 Yards**

**Team Finish: 3rd (283-275-278 = 836)**

|                |                |
|----------------|----------------|
| 4. Sean Shahi  | 70-65-69 = 204 |
| T14. John Chin | 67-69-72 = 208 |
| T29. Tim Cha   | 75-72-64 = 211 |
| T38. Kenny Kim | 71-69-73 = 213 |
| 135. Max Greil | 75-78-82 = 235 |

#### 2007 West Regional

**Karsten Golf Course**

**Par 72 - 7,057 Yards**

**Team Finish: 22nd (289-288-286 = 863)**

|                   |                |
|-------------------|----------------|
| T40. Jay Choe     | 70-69-71 = 210 |
| T81. John Chin    | 74-73-69 = 216 |
| T93. Tim Cha      | 76-72-70 = 218 |
| T108. Brian Edick | 71-74-76 = 221 |
| T121. Sean Shahi  | 74-75-76 = 225 |

#### 2006 West Regional

**OMNI Tucson National**

**Par 72 - 7,200 Yards**

**Team Finish: 16th (283-284-294 = 861)**

|                    |                |
|--------------------|----------------|
| T11. Brian Edick   | 69-69-70 = 208 |
| T46. Garrett Sapp  | 70-72-72 = 214 |
| T79. Kenny Kim     | 69-71-79 = 219 |
| T99. Derek Uyesaka | 76-72-75 = 223 |
| T119. Tim Cha      | 75-75-77 = 227 |

#### 2004 West Regional

**Crosswater Club**

**Par 72 - 7,597 Yards**

**Team Finish: 22nd (303-311-304 = 918)**

|                       |                |
|-----------------------|----------------|
| T77. Will Park        | 75-76-78 = 229 |
| T77. Jay Choe         | 75-77-77 = 229 |
| T77. Vinnie Poncino   | 78-78-73 = 229 |
| 88. Neno Boonyaplanun | 75-80-76 = 231 |
| 125. Derek Uyesaka    | 80-80-80 = 240 |

#### 2003 West Regional

**Washington National Golf Club**

**Par 72 - 7,597 Yards**

**Team Finish: 12th (300-293-296 = 889)**

|                     |                |
|---------------------|----------------|
| T32. Mike Lavery    | 76-74-71 = 221 |
| T36. Ryan Armstrong | 76-70-76 = 222 |
| T49. Jeff Coburn    | 73-76-74 = 223 |
| T49. Vinnie Poncino | 75-73-75 = 223 |
| T106. Jay Choe      | 81-77-76 = 234 |

#### 2002 West Regional

**UNM Championship Course**

**Par 72 - 7,368**

**Team Finish: 22nd (307-306-290) = 903**

|                    |                |
|--------------------|----------------|
| 34. Mike Lavery    | 75-74-72 = 221 |
| 51. Jeff Coburn    | 74-76-73 = 223 |
| 90. Ryan Armstrong | 80-77-71 = 228 |
| 107. Nate Yates    | 78-79-74 = 231 |
| 123. Kevin Stevens | 82-79-74 = 235 |

#### 2001 West Regional

**Trysting Tree Golf Club**

**Par 72 - 7,060 Yards**

**Team Finish: 3rd (290-287-294 = 871)**

|                    |                |
|--------------------|----------------|
| 10. Eric Wang      | 71-70-74 = 215 |
| 15. Mike Lavery    | 74-69-75 = 218 |
| 19. Jeff Coburn    | 71-73-75 = 219 |
| 30. Ryan Armstrong | 74-75-72 = 221 |
| 49. Justin Ohye    | 75-76-73 = 224 |

#### 1998 West Regional

**Karsten Golf Course**

**Par 72 - 7,057 Yards**

**Team Finish: 16th (298-298-300 = 896)**

|                      |                |
|----------------------|----------------|
| 47. Andrew Wen       | 79-72-72 = 223 |
| 51. Alan Sue         | 76-75-73 = 224 |
| T60. Conan Vitale    | 72-77-78 = 227 |
| T60. Jerome Valentin | 76-74-77 = 227 |
| 85. Mike Lawrence    | 74-80-80 = 234 |

#### 1995 West Regional

**UNM Championship Golf Course**

**Par 72 - 7,300 Yards**

**Team Finish: 14th (890)**

|                     |                |
|---------------------|----------------|
| T24. Steve Holmes   | 79-70-70 = 219 |
| T24. Kevin Yamauchi | 73-73-73 = 219 |
| T58. Jesse Lanham   | 226            |
| 80. Darren Humphrey | 231            |
| 89. Shawn Morley    | 236            |

#### 1992 West Regional

**Tucson National Golf Club**

**Par 72 - 7,167 Yards**

**Team Finish: T8th (291-286-292 = 869)**

|                         |                |
|-------------------------|----------------|
| 5. Lyle Archer          | 70-65-74 = 209 |
| T27. William Yanagisawa | 73-69-74 = 216 |
| T69. Adam Horodyski     | 75-77-72 = 224 |
| T79. Joey Sugar         | 75-75-77 = 227 |
| 85. Steve Holmes        | 73-80-72 = 230 |

Low Rd Team: 275 (2008) // Individual: 64, Tim Cha (2008)

Low 54 Team: 836 (2008) // Individual: 204, Sean Shahi (2008)



# UC IRVINE MEN'S GOLF HISTORY & RECORDS

## Big West Championship History

### BIG WEST CHAMPIONSHIP RESULTS

2021

**La Quinta Country Club // Par 72**

**Team Finish: 7th (311-291-300 = 902)**

|                     |                |
|---------------------|----------------|
| T11. Darien Zhao    | 79-68-72 = 218 |
| T22. Jonathan Kang  | 75-77-72 = 224 |
| T31. Nathan Irwin   | 79-72-81 = 232 |
| T34. Henry Fitzhugh | 78-74-82 = 234 |
| 41. Matt Gunson     | 82-81-76 = 239 |

2020

**El Macero Country Club**

The Big West Conference canceled play for the 2019-20 men's golf season on March 12 due to the COVID-19 pandemic. This action prevented the 2020 championship from taking place

2019

**Wailua Golf Course // Par 72**

**Team Finish: 2nd (288-298-298 = 884)**

|                   |                |
|-------------------|----------------|
| 4. Anthony Truong | 71-76-71 = 218 |
| T8. Jonathan Kang | 68-77-75 = 220 |
| T10. Matt Gunson  | 74-69-78 = 221 |
| T22. Ramiz Jamal  | 76-77-74 = 227 |
| 30. Chris Casey   | 75-76-78 = 229 |

2018

**Industry Hills Golf Club Club // Par 72**

**Team Finish: 1st (284-285-283 = 852)**

|                     |                |
|---------------------|----------------|
| T3. David Kim       | 73-69-69 = 211 |
| 5. Jonathan Kang    | 69-71-72 = 212 |
| T11. Ramiz Jamal    | 71-75-70 = 216 |
| T11. Ryan O'Connor  | 71-73-72 = 216 |
| T23. Jonathan Young | 76-72-72 = 220 |

2017

**Sandpiper Golf Club // Par 72**

**Team Finish: 6th (292-289-289 = 870)**

|                    |                |
|--------------------|----------------|
| 8. David Kim       | 74-71-70 = 215 |
| 21. Bryan Shin     | 72-72-74 = 218 |
| 26. Ryan O'Connor  | 73-73-74 = 220 |
| 32. Jonathan Young | 73-73-76 = 222 |
| 33. Jonathan Kang  | 76-76-71 = 223 |

2016

**Wood Ranch Golf Club // Par 72**

**Team Finish: 8th (301-293-297 = 891)**

|                     |                |
|---------------------|----------------|
| T20. David Kim      | 75-72-73 = 220 |
| T20. Jacob Schulze  | 72-72-76 = 220 |
| 24. Chris Parkinson | 76-73-73 = 222 |
| 39. Jonathan Young  | 79-76-75 = 230 |
| 41. Bryan Shin      | 78-77-78 = 233 |

2015

**San Luis Obispo Country Club // Par 70**

**Team Finish: 1st (289-286-285 = 860)**

|                    |                |
|--------------------|----------------|
| 2. Pete Fernandez  | 73-68-72 = 213 |
| 3. Jacob Schulze   | 71-75-68 = 214 |
| 12. Bryan Shin     | 73-74-72 = 219 |
| 15. David Kim      | 72-73-75 = 220 |
| 20. Jonathan Young | 78-71-73 = 222 |

2014

**The Country Club at Soboba Springs // Par 72**

**Team Finish: 5th (301-287 = 588)**

|                    |             |
|--------------------|-------------|
| 5. Ryan Knapp      | 73-69 = 142 |
| T17. Ryan O'Connor | 77-71 = 148 |
| T17. Jacob Schulze | 77-71 = 148 |
| 32. Pete Fernandez | 74-78 = 152 |
| 39. Bhuvan Potluri | 79-76 = 155 |

2013

**The Country Club at Soboba Springs // Par 72**

**Team Finish: 7th (305-293-310 = 908)**

|                    |                |
|--------------------|----------------|
| 17. Travis Russell | 79-71-75 = 225 |
| 20. Pete Fernandez | 75-73-78 = 226 |
| T32. Allan Jun     | 79-74-78 = 231 |
| T32. Michael Yang  | 72-75-84 = 231 |
| 42. Jacob Schulze  | 81-77-79 = 237 |

2012

**La Quinta Mountain Course // Par 72**

**Team Finish: 6th (291-288-289 = 868)**

|                    |                |
|--------------------|----------------|
| T9. Pete Fernandez | 72-73-70 = 215 |
| T9. Allan Jun      | 71-73-71 = 215 |
| 14. Michael Yang   | 73-71-73 = 217 |
| 23. Ryan Knapp     | 75-71-75 = 221 |
| 39. Mickey Chan    | 80-75-75 = 230 |

2011

**Mission Viejo Country Club // Par 72**

**Team Finish: 5th (301-299-302 = 902)**

|                  |                |
|------------------|----------------|
| 4. Max Greil     | 72-71-77 = 220 |
| 12. Bryan Harris | 79-74-71 = 224 |
| 19. Jerry He     | 74-79-77 = 230 |
| 33. Mickey Chan  | 76-75-85 = 236 |
| 43. Michael Yang | 80-86-77 = 243 |

2010

**Mission Viejo Country Club // Par 72**

**Team Finish: 1st (288-288-297 = 873)**

|                  |                |
|------------------|----------------|
| 1. John Chin     | 68-70-72 = 209 |
| 4. Shaun O'Meara | 75-70-74 = 219 |
| 6. Max Greil     | 71-75-75 = 221 |
| 14. Jerry He     | 74-73-77 = 224 |
| 42. Bryan Harris | 83-79-82 = 244 |

2009

**San Luis Obispo Country Club // Par 72**

**Team Finish: T-2nd (292-287-289 = 868)**

|                       |                |
|-----------------------|----------------|
| 3. Michael Im         | 73-67-74 = 214 |
| 10. Sean Shahi        | 74-72-71 = 217 |
| T14. John Chin        | 74-71-74 = 219 |
| T14. Bryan Harris     | 71-77-71 = 219 |
| 26. Roberto Francioni | 75-78-73 = 226 |

2008

**Tijeras Creek Golf Club // Par 72**

**Team Finish: 1st (286-285-278 = 849)**

|                   |                |
|-------------------|----------------|
| 1. John Chin      | 73-66-68 = 207 |
| 2. Sean Shahi     | 68-70-72 = 210 |
| 3. Tim Cha        | 70-73-68 = 211 |
| 18. Kenny Kim     | 75-76-70 = 221 |
| 40. Derek Uyesaka | 79-82-80 = 241 |

2007

**Tijeras Creek Golf Club // Par 72**

**Team Finish: 1st (272-290-290 = 852)**

|                 |                |
|-----------------|----------------|
| 3. John Chin    | 65-70-76 = 211 |
| 6. Brian Edick  | 68-75-71 = 214 |
| 9. Jay Choe     | 72-72-72 = 216 |
| T10. Sean Shahi | 71-73-73 = 217 |
| T10. Tim Cha    | 68-75-74 = 217 |

2006

**Tijeras Creek Golf Club // Par 72**

**Team Finish: 2nd (288-297-283 = 868)**

|                   |                |
|-------------------|----------------|
| 3. Derek Uyesaka  | 69-73-72 = 214 |
| 5. Kenny Kim      | 73-75-69 = 217 |
| T11. Brian Edick  | 71-77-72 = 220 |
| T11. Garrett Sapp | 77-73-70 = 220 |
| 23. Tim Cha       | 75-76-73 = 224 |

2005

**Tijeras Creek Golf Club // Par 72**

**Team Finish: T-3rd (304-280-291 = 875)**

|                      |                |
|----------------------|----------------|
| 8. Brian Edick       | 74-70-72 = 216 |
| 12. Kenny Kim        | 77-69-71 = 217 |
| 16. Garrett Sapp     | 73-71-75 = 219 |
| 26. Jay Choe         | 80-70-73 = 223 |
| 45. Ryne Rindfleisch | 80-81-79 = 240 |

2004

**Tijeras Creek Golf Club // Par 72**

**Team Finish: 8th (292-300-295 = 887)**

|                       |                |
|-----------------------|----------------|
| 2. Vinnie Poncino     | 68-71-70 = 209 |
| 23. Jay Choe          | 75-74-74 = 223 |
| 28. Will Park         | 75-75-77 = 227 |
| 30. Nate Yates        | 74-80-74 = 228 |
| 41. Neno Boonyaplanun | 82-80-80 = 242 |

2003

**Serrano Country Club // Par 72**

**Team Finish: 1st (294-287 = 581)**

|                      |             |
|----------------------|-------------|
| 1. Mike Lavery       | 70-68 = 138 |
| 8. Vinnie Poncino    | 77-70 = 147 |
| 11. Jeff Coburn      | 73-75 = 148 |
| 13. Ryan Armstrong   | 75-74 = 149 |
| 23. Ryne Rindfleisch | 76-76 = 152 |

2002

**Serrano Country Club // Par 72**

**Team Finish: 1st (284-280-289 = 853)**

|                   |                |
|-------------------|----------------|
| 1. Ryan Armstrong | 71-67-71 = 209 |
| 2. Jeff Coburn    | 69-68-72 = 209 |
| 6. Mike Lavery    | 73-73-70 = 216 |
| 11. Kevin Stevens | 72-72-76 = 220 |
| 18. Nate Yates    | 72-73-79 = 224 |

2001

**Serrano Country Club // Par 72**

**Team Finish: 1st (286-284-289 = 859)**

|                    |                |
|--------------------|----------------|
| 2. Jeff Coburn     | 72-71-67 = 210 |
| 5. Eric Wang       | 73-71-71 = 215 |
| 10. Ryan Armstrong | 71-71-77 = 219 |
| T13. Mike Lavery   | 75-71-75 = 221 |
| T13. Justin Ohye   | 70-75-76 = 221 |



# UC IRVINE MEN'S GOLF HISTORY & RECORDS

## Big West Championship History

2000

Serrano Country Club // Par 72

Team Finish: 5th (303-292-295 = 890)

|     |                |                |
|-----|----------------|----------------|
| 6.  | Mike Lavery    | 75-69-74 = 218 |
| 10. | Jeff Coburn    | 72-76-72 = 220 |
| 21. | Brandon Murray | 78-75-72 = 225 |
| 35. | Nick Asbrook   | 78-74-77 = 229 |
| 39. | Ryan Armstrong | 78-74-79 = 231 |

1999

Tijeras Creek Golf Club // Par 72

Team Finish: 4th (302-302-304 = 908)

|     |                 |                |
|-----|-----------------|----------------|
| 11. | Mike Lawrence   | 76-78-73 = 227 |
| 13. | Scott Rynders   | 72-77-79 = 228 |
| 17. | Jeremy Harrison | 76-82-73 = 231 |
| 20. | Eric Wang       | 78-75-79 = 232 |
| 30. | Andrew Wen      | 83-72-80 = 235 |

1998

Pacific Golf & Country Club

Team Finish: T-7th (303-306-304 = 913)

|      |                 |                |
|------|-----------------|----------------|
| 2.   | Mike Lawrence   | 74-75-71 = 220 |
| T29. | Andrew Wen      | 76-79-78 = 233 |
| T29. | Conan Vitale    | 77-74-82 = 233 |
| 32.  | Jerome Valentin | 83-78-73 = 234 |
| 39.  | Alan Sue        | 76-79-82 = 237 |

1997

Dayton Valley Country Club

Team Finish: 6th (904)

|      |               |                |
|------|---------------|----------------|
| T11. | Allan Sue     | 77-73-74 = 224 |
| T17. | Conan Vitale  | 76-77-73 = 226 |
| T27. | Scott Rynders | 77-77-76 = 230 |
| T42. | Mike Lawrence | 74-76-86 = 236 |
| T42. | Andrew Wen    | 75-85-76 = 236 |

1996

Fort Ord Golf Course

Team Finish: 8th (935)

|     |                |                |
|-----|----------------|----------------|
| 23. | Shawn Morley   | 77-76-79 = 232 |
| 25. | Conan Vitale   | 75-77-81 = 233 |
| 28. | Jesse Lanham   | 78-78-78 = 234 |
| 36. | Kevin Yamauchi | 79-81-79 = 239 |
| 40. | Mike Lawrence  | 79-78-84 = 241 |

1995

UNM Golf Course

Team Finish: 8th (296-301-304 = 901)

|      |                 |                |
|------|-----------------|----------------|
| 24.  | Darren Humphrey | 74-76-75 = 225 |
| T29. | Tim Hart        | 71-77-78 = 226 |
| T29. | Jesse Lanham    | 76-74-76 = 226 |
| T29. | Kevin Yamauchi  | 77-74-75 = 226 |
| 38.  | Steve Holmes    | 75-77-78 = 230 |

1994

Elkhorn Country Club // Par 71

Team Finish: 6th (293-296-300 = 889)

|      |                |                |
|------|----------------|----------------|
| 6.   | Steve Holmes   | 71-71-72 = 214 |
| T16. | Kevin Yamauchi | 72-75-75 = 222 |
| T16. | Tim Hart       | 72-76-74 = 222 |
| 38.  | Drew Sells     | 82-74-79 = 235 |
| 45.  | Paul Calabrese | 78-80-wd = wd  |

1993

Spanish Trail Country Club

Team Finish: 7th (952)

|     |            |     |
|-----|------------|-----|
| 17. | Drew Sells | 236 |
| 27. | Tim Hart   | 241 |

1992

Sandpiper Golf Course

Team Finish: 7th (893)

|     |                    |     |
|-----|--------------------|-----|
| 20. | Lyle Archer        | 220 |
| 25. | William Yanagisawa | 223 |
| 29. | Adam Horodyski     | 225 |
| 32. | Joey Sugar         | 228 |
| 37. | Travis Thompson    | 231 |

1991

Host: Long Beach State

Team Finish: 6th (889)

1990

Host: Utah State

Team Finish: 9th (907)

1989

Host: UC Irvine

Team Finish: 6th (932)

1988

Host: San Jose State

Team Finish: T4th (930)

1987

Host: New Mexico State

Team Finish: 6th (877)

1986

Host: Pacific

Team Finish: 6th (920)

1985

Host: UNLV

Team Finish: 8th (910)

1984

Host: Long Beach State

Team Finish: 5th (1081)

1983

Host: UC Santa Barbara

Team Finish: T5th (1172)

1982

Host: Utah State

Team Finish: 9th (1167)

1981

Host: Long Beach State

Team Finish: 8th (1192)

1980

Host: Pacific

Team Finish: 8th (1209)

1979



Host: UC Irvine

Team Finish: 8th (1002)

1978

Host: San Jose State

Team Finish: 7th (944)





# UC IRVINE MEN'S GOLF HISTORY & RECORDS

## All-Time Honors & Awards

### NATIONAL CHAMPIONS

#### Team

1975 - Division II

#### Individual

1975 - Jerry Wisz (Division II)

### ALL-AMERICANS

2010 John Chin  
 1976 Alan Drobka  
 Dave Williams  
 1975 Steve Ryan  
 Jerry Wisz  
 1974 Steve Robertson  
 Jerry Wisz  
 1973 John Brizendine  
 Gary Singer  
 1972 Gary Singer

### PING ALL-REGION

2009 John Chin  
 2008 John Chin  
 2003 Jeff Coburn  
 2002 Mike Lavery

### BIG WEST TOURNAMENT TITLES (8)

2018, 2015, 2010, 2008, 2007, 2003, 2002, 2001

### BIG WEST PLAYER OF THE YEAR

2017 David Kim  
 2010 John Chin  
 2009 John Chin  
 2008 John Chin  
 2007 Brian Edick  
 2003 Jeff Coburn

### BIG WEST COACH OF THE YEAR

2018 Paul Smolinski  
 2015 Paul Smolinski  
 2010 Paul Smolinski  
 2008 Paul Smolinski  
 2007 Paul Smolinski  
 2006 Paul Smolinski (co)  
 2003 Paul Smolinski  
 2002 Paul Smolinski  
 2001 Paul Smolinski  
 1992 Steve Ainslie  
 1983 Steve Ainslie

### BIG WEST INDIVIDUAL CHAMPIONS

2010 John Chin  
 2008 John Chin  
 2003 Mike Lavery  
 2002 Ryan Armstrong (won playoff)

### BIG WEST TOP-5 FINISH

2019 Anthony Truong (4th)  
 2018 David Kim (T-3rd)  
 Jonathan Kang (5th)  
 2015 Pete Fernandez (2nd)  
 Jacob Schulze (T-3rd)  
 2014 Ryan Knapp (T-5th)  
 2011 Max Greil (T-4th)  
 2010 John Chin (1st)  
 Shaun O'Meara (T-4th)  
 2009 Michael Im (T-3rd)  
 2008 John Chin (1st)  
 Sean Shahi (2nd)  
 Tim Cha (3rd)  
 2007 John Chin (3rd)  
 2006 Derek Uyesaka (3rd)  
 Kenny Kim (T-5th)  
 2004 Vinnie Poncino (2nd)  
 2003 Mike Lavery (1st)  
 2002 Ryan Armstrong (1st)  
 Jeff Coburn (T-2nd)  
 2001 Jeff Coburn (2nd)  
 Eric Wang (T-5th)  
 1998 Mike Lawrence (T-2nd)  
 1991 Adam Horodyski (T-4th)  
 1989 Lyle Archer (T-3rd)  
 1988 Price Shoemaker (4th)

### ALL-BIG WEST

2021 Jonathan Kang (HM)  
 2019 Ramiz Jamal (2nd Team)  
 Anthony Truong (HM)  
 2018 David Kim (1st Team)  
 Jonathan Kang (HM)  
 2017 David Kim (1st Team)  
 Bryan Shin (HM)  
 2016 David Kim (HM)




David Kim



Pete Fernandez

2015 Pete Fernandez (1st Team)  
 David Kim (2nd Team)  
 Jacob Schulze (2nd Team)  
 2014 Pete Fernandez (1st Team)  
 Ryan Knapp (HM)  
 2013 Pete Fernandez (2nd Team)  
 Travis Russell (2nd Team)  
 Allan Jun (HM)  
 2012 Allan Jun (1st Team)  
 Pete Fernandez (2nd Team)  
 2011 Max Greil (2nd Team)  
 Bryan Harris (2nd Team)  
 Jerry He (HM)  
 2010 John Chin (1st Team)  
 Max Greil (1st Team)  
 Jerry He (2nd Team)  
 Shaun O'Meara (HM)  
 2009 John Chin (1st Team)  
 Sean Shahi (2nd Team)  
 2008 Tim Cha (1st Team)  
 John Chin (1st Team)  
 Sean Shahi (1st Team)  
 Kenny Kim (HM)  
 2007 John Chin (1st Team)  
 Jay Choe (1st Team)  
 Brian Edick (1st Team)  
 Sean Shahi (2nd Team)  
 2006 Brian Edick (1st Team)  
 Garrett Sapp (1st Team)  
 Kenny Kim (2nd Team)  
 Derek Uyesaka (HM)  
 2005 Garrett Sapp (1st Team)  
 Brian Edick (2nd Team)  
 Jay Choe (HM)  
 2004 Vinnie Poncino (1st Team)  
 Jay Choe (2nd Team)

2003 Jeff Coburn (1st Team)  
 Mike Lavery (1st Team)  
 Ryan Armstrong (2nd Team)  
 Vinnie Poncino (2nd Team)  
 2002 Jeff Coburn (1st Team)  
 Mike Lavery (1st Team)  
 Ryan Armstrong (2nd Team)  
 2001 Jeff Coburn (1st Team)  
 Ryan Armstrong (2nd Team)  
 Mike Lavery (2nd Team)  
 1999 Mike Lawrence (1st Team)  
 1998 Mike Lawrence (HM)  
 1997 Mike Lawrence (2nd Team)  
 1996 Jesse Lanham (2nd Team)  
 1995 Steve Holmes (2nd Team)  
 1994 Steve Holmes (HM)  
 1993 Steve Holmes (HM)  
 1992 William Yanagisawa (2nd Team)  
 1991 William Yanagisawa (2nd Team)  
 Adam Horodyski (HM)  
 1988 Price Shoemaker (2nd Team)  
 1987 Gary Nichols (2nd Team)  
 1986 Perry Parker (2nd Team)



Sean Shahi



# UC IRVINE MEN'S GOLF HISTORY & RECORDS

## All-Time Honors & Awards

### BIG WEST ATHLETE OF THE MONTH

|         |   |
|---------|---|
| 2017-18 | David Kim (October)   |
| 2016-17 | David Kim (October)   |
| 2014-15 | Pete Fernandez (March)  |
| 2013-14 | Pete Fernandez (April)  |
| 2012-13 | Travis Russell (October)  |
| 2009-10 | John Chin (April)<br>John Chin (March)<br>John Chin (February)                              |
| 2008-09 | Sean Shahi (April)  |
| 2007-08 | Sean Shahi (November)<br>John Chin (September)  |
| 2006-07 | Brian Edick (March)<br>Brian Edick (February)<br>John Chin (November)<br>Jay Choe (October) |
| 2005-06 | Tim Cha (October)<br>Kenny Kim (September)  |

### BIG WEST ATHLETE OF THE WEEK

|         |  |
|---------|--|
| 2002-03 | Jeff Coburn (April 9, 2003)<br>Mike Lavery (Oct. 24, 2002)                                 |
| 2001-02 | Mike Lavery (April 10, 2002)<br>Mike Lavery (March 27, 2002)<br>Mike Lavery (Feb. 6, 2002) |

### GCAA ALL-ACADEMIC TEAM

2018, 2017

### GCAA ALL-AMERICA SCHOLARS

|      |                              |
|------|------------------------------|
| 2020 | Jonathan Kang                |
| 2018 | Jonathan Young               |
| 2017 | Bryan Shin<br>Jonathan Young |
| 2014 | Bhuvan Potluri               |
| 2007 | Brian Edick                  |

### BIG WEST SCHOLAR-ATHLETES OF THE YEAR

2014-15 Pete Fernandez

### BIG WEST ALL-ACADEMIC

|      |   |
|------|---|
| 2021 | Jonathan Kang<br>Nathan Irwin   |
| 2020 | Jonathan Kang   |
| 2019 | Jonathan Kang   |
| 2018 | David Kim<br>Ryan O'Connor<br>Jonathan Young                                  |
| 2017 | David Kim<br>Chris Parkinson<br>Jonathan Young                                |
| 2016 | David Kim<br>Chris Parkinson<br>Jacob Schulze<br>Bryan Shin<br>Jonathan Young |
| 2015 | Pete Fernandez<br>Jacob Schulze<br>Bryan Shin                                 |
| 2014 | Bhuvan Potluri  |
| 2007 | Brian Edick   |
| 2006 | Brian Edick   |



Vinnie Poncino



Jonathan Young



Brian Edick



# UC IRVINE MEN'S GOLF HISTORY & RECORDS

## All-Time Roster

|                |         |
|----------------|---------|
| <b>A-A-A-A</b> |         |
| Sam Ainslie    | 1979-80 |
| Bob Allen      | 1967-70 |
| Lyle Archer    | 1988-92 |
| Ryan Armstrong | 1999-03 |
| Nick Asbrock   | 1999-03 |
| Dustin Atkatz  | 1997-98 |

|                   |         |
|-------------------|---------|
| <b>B-B-B-B</b>    |         |
| Brian Backman     | 1988-90 |
| Charles Ball      | 1985-87 |
| Chris Balster     | 2003-05 |
| Dave Beatty       | 1980-82 |
| Dan Bibb          | 1971-72 |
| Charley Black     | 1983-84 |
| Neno Boonyaplanun | 2003-06 |
| Adam Booth        | 1981-84 |
| Jim Bragstad      | 1967-69 |
| Tim Bremer        | 1983-87 |
| John Brizendine   | 1972-73 |
| Kevin Buda        | 1979-80 |
| Dave Bull         | 1971-72 |

|                  |         |
|------------------|---------|
| <b>C-C-C-C</b>   |         |
| Paul Calabrese   | 1992-94 |
| Dave Cameron     | 1994-96 |
| Scott Campbell   | 1976-77 |
| Jack Caress      | 1972-76 |
| Steve Carlson    | 1982-84 |
| John Caroompas   | 1975-76 |
| Bill Carroll     | 1966-67 |
| Chris Casey      | 2018-20 |
| Tim Cha          | 2005-10 |
| Ron Chamberlin   | 1969-71 |
| Mickey Chan      | 2009-13 |
| Ken Childers     | 1965-66 |
| John Chin        | 2006-10 |
| Jay Choe         | 2002-07 |
| Mark Christensen | 1992-96 |
| Jeff Clark       | 1979-83 |
| Jeff Coburn      | 1999-03 |
| Ryan Cole        | 2001-04 |
| Ken Cruz         | 1988-92 |
| Tony Cuchessi    | 1982-83 |
| Steve Cutler     | 1967-70 |

|                |         |
|----------------|---------|
| <b>D-D-D-D</b> |         |
| Steve Dale     | 1966-67 |
| Mike Davis     | 1989-93 |
| Ed Dickens     | 1990-91 |
| Alan Drobka    | 1974-77 |
| Zack Duan      | 2010-14 |

|                |         |
|----------------|---------|
| <b>E-E-E-E</b> |         |
| Brian Edick    | 2004-07 |

|                       |                   |
|-----------------------|-------------------|
| <b>F-F-F-F</b>        |                   |
| John Farwell          | 1966-67           |
| Al Fehling            | 1971-72           |
| Pete Fernandez        | 2011-15           |
| John Finney           | 1982-86           |
| <b>Henry Fitzhugh</b> | <b>2020-pres.</b> |
| Dave Fontius          | 1965-66           |
| Dennis Foster         | 1972-74           |

|                   |         |
|-------------------|---------|
| Roberto Francioni | 2008-09 |
| Jeff Freeman      | 1965-66 |

|                    |                   |
|--------------------|-------------------|
| <b>G-G-G-G</b>     |                   |
| Joe Gerard         | 1972-74           |
| Cean Geronimo      | 2007-09           |
| Scott Gordon       | 1983-84           |
| Max Greil          | 2007-11           |
| <b>Matt Gunson</b> | <b>2018-pres.</b> |

|                  |                   |
|------------------|-------------------|
| <b>H-H-H-H</b>   |                   |
| Doug Hammond     | 1979-81           |
| <b>Ethan Han</b> | <b>2018-pres.</b> |
| Fred Hanover     | 1982-85           |
| Bryan Harris     | 2007-11           |
| Jeremy Harrison  | 1997-01           |
| Tim Hart         | 1992-94           |
| Drew Haughton    | 1983-84           |
| Jerry He         | 2009-11           |
| Wayne Hill       | 1979-80           |
| Steve Holmes     | 1991-94           |
| Dave Honerkamp   | 1979-82           |
| Ron Hooven       | 1968-72           |
| Duke Hopkins     | 1968-71           |
| Adam Horodyski   | 1990-92           |
| Darren Humphrey  | 1993-94           |
| Johnny Hyun      | 2014-18           |

|                     |                   |
|---------------------|-------------------|
| <b>I-I-I-I</b>      |                   |
| Michael Im          | 2008-09           |
| Craig Inaba         | 1983-88           |
| <b>Kolbe Irei</b>   | <b>2020-pres.</b> |
| <b>Nathan Irwin</b> | <b>2018-pres.</b> |

|                |         |
|----------------|---------|
| <b>J-J-J-J</b> |         |
| Ramiz Jamal    | 2015-20 |
| Dave Johnson   | 1968-70 |
| Mark Johnson   | 1988-90 |
| Allan Jun      | 2010-14 |
| Tom Junszyek   | 1980-83 |

|                |         |
|----------------|---------|
| <b>K-K-K-K</b> |         |
| Jae Kang       | 2011-12 |
| Jonathan Kang  | 2016-21 |
| Jefferson Kao  | 2015-19 |
| Tom Keeler     | 1974-75 |
| Rick Kerns     | 1967-71 |
| David Kim      | 2014-18 |
| Kenny Kim      | 2004-08 |
| Owen Kim       | 1993-96 |
| Ryan Knapp     | 2011-14 |

|                |         |
|----------------|---------|
| <b>L-L-L-L</b> |         |
| Jim Labarber   | 1965-66 |
| Jesse Lanham   | 1994-96 |
| Mike Lawrence  | 1995-99 |
| Miles Lawrence | 1979-82 |
| Mike Lavery    | 1999-03 |
| Parker Lestz   | 2018-20 |
| Brian Light    | 1981-85 |
| Mark Lockareff | 1979-81 |

|                 |         |
|-----------------|---------|
| <b>M-M-M-M</b>  |         |
| Bruce Mallory   | 1971-72 |
| Chris Manniers  | 1974-75 |
| Tom Martin      | 1974-77 |
| Mike McBride    | 1965-66 |
| Scott McGihon   | 1988-90 |
| Biff McIntosh   | 1965-66 |
| Kurt Mengel     | 1967-69 |
| Jimmy Miringoff | 1997-01 |
| Chris Mitchell  | 1984-86 |
| Wesley Mitchell | 2005-07 |
| Mike Morris     | 1971-72 |
| Shawn Morley    | 1993-97 |
| Chris Muth      | 1987-91 |
| Brandon Murray  | 1999-02 |

|                |         |
|----------------|---------|
| <b>N-N-N-N</b> |         |
| Gary Nichols   | 1982-87 |
| Ted Norby      | 1985-86 |
| Dan Novack     | 1972-73 |

|                |         |
|----------------|---------|
| <b>O-O-O-O</b> |         |
| Ryan O'Connor  | 2013-18 |
| Bill Odett     | 1965-66 |
| Justin Ohye    | 2000-02 |
| Terry Okura    | 1991-93 |
| Tim O'Mara     | 1976-77 |
| Shaun O'Meara  | 2007-11 |

|                     |                   |
|---------------------|-------------------|
| <b>P-P-P-P</b>      |                   |
| <b>Trueman Park</b> | <b>2019-pres.</b> |
| Will Park           | 2001-05           |
| Perry Parker        | 1982-86           |
| Chris Parkinson     | 2014-18           |
| Brian Payne         | 1994-95           |
| Vinnie Poncino      | 2002-04           |
| Craig Porterfield   | 1966-67           |
| Bhuvan Potluri      | 2011-15           |
| Drew Pounds         | 1968-70           |
| Steve Puck          | 1985-89           |

|                |         |
|----------------|---------|
| <b>Q-Q-Q-Q</b> |         |
| Tom Queen      | 1971-72 |

|                  |         |
|------------------|---------|
| <b>R-R-R-R</b>   |         |
| Ryne Rindfleisch | 2001-06 |
| Steve Robertson  | 1972-75 |
| Travis Russell   | 2012-14 |
| Steve Ryan       | 1972-75 |
| Scott Rynders    | 1995-00 |

|                 |         |
|-----------------|---------|
| <b>S-S-S-S</b>  |         |
| Chris Sanatar   | 1987-89 |
| Garrett Sapp    | 2004-06 |
| Greg Sato       | 1983-87 |
| Bryan Schroeder | 1993-94 |
| Bob Schock      | 1974-77 |
| Jacob Schulze   | 2012-16 |
| Mike Scott      | 1980-81 |
| Drew Sells      | 1991-94 |
| Ron Sewell      | 1982-83 |
| Sean Shahi      | 2006-09 |
| Jim Sheridan    | 1966-67 |
| John Shibuya    | 1993-94 |

|                  |         |
|------------------|---------|
| Bryan Shin       | 2013-17 |
| Price Shoemaker  | 1984-88 |
| Gary Singer      | 1970-74 |
| Corey Sloan      | 1998-99 |
| Laird Small      | 1975-76 |
| Chuck Smith      | 1965-66 |
| Rich Sogn        | 1969-70 |
| Steve Stephens   | 1979-81 |
| Kevin Stevens    | 1997-02 |
| Mark Stoecker    | 1981-83 |
| Greg Stratford   | 1995-96 |
| Mike Suckling    | 1987-91 |
| Alan Sue         | 1995-98 |
| Joey Sugar       | 1987-92 |
| Chuck Swisshelm  | 1975-76 |
| Cory Synnestvedt | 1983-87 |

|                 |         |
|-----------------|---------|
| <b>T-T-T-T</b>  |         |
| Dale Taylor     | 1982-83 |
| Travis Thompson | 1991-92 |
| Anthony Truong  | 2018-20 |

|                |         |
|----------------|---------|
| <b>U-U-U-U</b> |         |
| Derek Uyesaka  | 2003-08 |

|                 |         |
|-----------------|---------|
| <b>V-V-V-V</b>  |         |
| Jerome Valentin | 1996-98 |
| Chris Vaughn    | 1970-71 |
| Conan Vitale    | 1995-98 |

|                  |         |
|------------------|---------|
| <b>W-W-W-W</b>   |         |
| Eric Wang        | 1998-00 |
| Mark Watanabe    | 1991-92 |
| Jim Weeks        | 1967-69 |
| Andrew Wen       | 1996-99 |
| Chris Whalen     | 2003-05 |
| Howard Whiteside | 1972-73 |
| Bob Whitmore     | 1965-66 |
| Dave Williams    | 1974-76 |
| Chris Wilson     | 1966-68 |
| Mark Wilson      | 1987-90 |
| Jerry Wisz       | 1973-75 |
| Eric Woods       | 1985-86 |
| Jeff Wright      | 1986-87 |

|                    |         |
|--------------------|---------|
| <b>Y-Y-Y-Y</b>     |         |
| William Yanagisawa | 1990-92 |
| Kevin Yamauchi     | 1992-96 |
| Michael Yang       | 2009-13 |
| Ray Yang           | 2017-18 |
| Nate Yates         | 2000-05 |
| Scott Yarborough   | 1979-80 |
| Aaron Young        | 1983-85 |
| Jonathan Young     | 2014-18 |

|                    |                   |
|--------------------|-------------------|
| <b>Z-Z-Z-Z</b>     |                   |
| <b>Darien Zhao</b> | <b>2020-pres.</b> |
| Terry Zito         | 1966-68           |

***Bold** indicates current student-athletes*



# UC IRVINE MEN'S GOLF HISTORY & RECORDS

Individual Records (Since 1982-83)

## LOW ROUNDS

| Score  | Par | Name           | Date     | Course                           |
|--------|-----|----------------|----------|----------------------------------|
| 1. 63  | -7  | Pete Fernandez | 3/2/15   | Virginia C.C. (CA)               |
| 2. 64  | -7  | Pete Fernandez | 10/17/11 | The Meadow Club (CA)             |
| 64     | -7  | John Chin      | 4/2/10   | Karsten G.C. (AZ)                |
| 64     | -7  | Kenny Kim      | 10/8/07  | The Meadow Club (CA)             |
| 64     | -7  | Mike Lavery    | 10/14/02 | The Meadow Club (CA)             |
| 6. 65  | -7  | David Kim      | 4/17/17  | Cypress Ridge G.C. (CA)          |
| 65     | -7  | Michael Yang   | 3/5/12   | Fort Washington C.C. (CA)        |
| 65     | -7  | John Chin      | 3/25/10  | Barona Creek G.C. (CA)           |
| 65     | -6  | John Chin      | 2/1/10   | Mesa Verde C.C. (CA)             |
| 65     | -6  | John Chin      | 10/16/08 | Virginia C.C. (CA)               |
| 65     | -6  | Sean Shahi     | 5/16/08  | Council Fire G.C. (TN)           |
| 65     | -7  | Sean Shahi     | 11/5/07  | Turtle Bay Resort (HI)           |
| 65     | -7  | John Chin      | 4/23/07  | Tijeras Creek G.C. (CA)          |
| 65     | -7  | Jay Choe       | 3/6/07   | The Farms G.C. (CA)              |
| 65     | -6  | Brian Edick    | 10/9/06  | The Meadow Club (CA)             |
| 65     | -6  | Brian Edick    | 2/1/05   | Arizona National G.C. (AZ)       |
| 65     | -6  | Vinnie Poncino | 2/2/04   | Arizona National G.C. (AZ)       |
| 65     | -7  | Vinnie Poncino | 9/25/03  | Trysting Tree G.C. (OR)          |
| 65     | -7  | Lyle Archer    | 5/22/92  | Tucson National G.C. (AZ)        |
| 20. 66 | -6  | David Kim      | 2/16/18  | Wailua G.C. (HI)                 |
| 66     | -6  | David Kim      | 3/5/18   | Valley Hi C.C. (CA)              |
| 66     | -6  | Bryan Shin     | 4/17/17  | Cypress Ridge G.C. (CA)          |
| 66     | -6  | David Kim      | 10/17/16 | Wood Ranch G.C. (CA)             |
| 66     | -5  | Bryan Harris   | 10/18/10 | Meadow Club (CA)                 |
| 66     | -5  | Max Greil      | 10/19/10 | Meadow Club (CA)                 |
| 66     | -4  | John Chin      | 4/11/10  | Stanford G.C. (CA)               |
| 66     | -5  | John Chin      | 3/9/10   | San Joaquin C.C. (CA)            |
| 66     | -5  | John Chin      | 2/1/10   | Mesa Verde C.C. (CA)             |
| 66     | -4  | Sean Shahi     | 4/18/09  | Stanford G.C. (CA)               |
| 66     | -5  | John Chin      | 2/23/09  | North Ranch C.C. (CA)            |
| 66     | -6  | Michael Im     | 11/12/08 | Turtle Bay Resort G.C. (HI)      |
| 66     | -6  | John Chin      | 11/7/07  | Turtle Bay Resort G.C. (HI)      |
| 66     | -4  | Tim Cha        | 4/14/07  | Stanford G.C. (CA)               |
| 66     | -5  | Jeff Coburn    | 4/19/03  | Stanford G.C. (CA)               |
| 66     | -4  | Vinnie Poncino | 4/7/03   | Pasatiempo, Calif. (CA)          |
| 66     | -5  | Mike Lavery    | 2/3/03   | Arizona National G.C. (AZ)       |
| 66     | -6  | Mike Lavery    | 11/5/01  | Desert Willow Golf Resort (CA)   |
| 66     | -6  | Mike Lavery    | 11/6/00  | Desert Willow G.C. (CA)          |
| 66     | -5  | Mike Lawrence  | 2/1/99   | The Raven at Sabino Springs (AZ) |

### BEST FIRST ROUND SCORE

|    |    |                |        |                    |
|----|----|----------------|--------|--------------------|
| 63 | -7 | Pete Fernandez | 3/2/15 | Virginia C.C. (CA) |
|----|----|----------------|--------|--------------------|

### BEST SECOND ROUND SCORE

|    |    |           |        |                   |
|----|----|-----------|--------|-------------------|
| 64 | -7 | John Chin | 4/2/10 | Karsten G.C. (AZ) |
|----|----|-----------|--------|-------------------|

### BEST THIRD ROUND SCORE

|    |    |             |        |                            |
|----|----|-------------|--------|----------------------------|
| 65 | -7 | Jay Choe    | 3/6/07 | The Farms G.C. (CA)        |
| 65 | -6 | Brian Edick | 2/1/05 | Arizona National G.C. (AZ) |

## LOW SCORE THROUGH 36 HOLES

| Score          | Par | Name           | Date     | Course                       |
|----------------|-----|----------------|----------|------------------------------|
| 1. 131 (66-65) | -11 | John Chin      | 2/1/10   | Mesa Verde Country Club      |
| 2. 132 (63-69) | -8  | Pete Fernandez | 3/2/15   | Virginia Country Club        |
| 132 (64-68)    | -10 | Pete Fernandez | 10/17/11 | The Meadow Club              |
| 132 (67-65)    | -10 | John Chin      | 10/16/08 | Virginia Country Club        |
| 132 (65-67)    | -12 | Sean Shahi     | 11/6/07  | Turtle Bay Resort            |
| 6. 133 (64-69) | -9  | Kenny Kim      | 10/8/07  | The Meadow Club              |
| 133 (66-67)    | -9  | Jeff Coburn    | 4/19/03  | Stanford Golf Course         |
| 8. 135 (70-65) | -9  | Michael Yang   | 3/5/12   | Fort Washington Country Club |
| 135 (69-66)    | -5  | Sean Shahi     | 4/18/09  | Stanford Golf Course         |
| 135 (70-65)    | -7  | Sean Shahi     | 5/15/08  | Council Fire Golf Club       |
| 135 (65-70)    | -9  | John Chin      | 4/23/07  | Tijeras Creek Golf Club      |
| 135 (67-68)    | -9  | John Chin      | 11/6/06  | Brookside Country Club       |
| 135 (67-68)    | -9  | Vinnie Poncino | 9/22/03  | The Reserve at Spanos Park   |
| 135 (70-64)    | -9  | Lyle Archer    | 5/22/92  | Tucson National Golf Course  |


## LOW SCORE THROUGH 54 HOLES

| Score              | Par | Name           | Date              | Course             |
|--------------------|-----|----------------|-------------------|--------------------|
| 1. 200 (65-67-68)  | -16 | Sean Shahi     | Nov. 5-7, 2007    | Turtle Bay Resort  |
| 2. 202 (63-69-70)  | -8  | Pete Fernandez | March 2-3, 2015   | Virginia C.C.      |
| 202 (66-65-71)     | -11 | John Chin      | Feb. 1-2, 2010    | Mesa Verde C.C.    |
| 4. 204 (70-68-66)  | -9  | Max Greil      | Oct. 18-19, 2010  | Meadow Club        |
| 204 (65-71-68)     | -12 | John Chin      | March 25-26, 2010 | Barona Creek G.C.  |
| 204 (67-65-72)     | -9  | John Chin      | Oct. 16-17, 2008  | Virginia C.C.      |
| 204 (67-71-66)     | -12 | John Chin      | Nov. 5-7, 2007    | Turtle Bay Resort  |
| 204 (70-65-69)     | -9  | Sean Shahi     | May 15-17, 2008   | Council Fire G.C.  |
| 204 (69-67-68)     | -12 | Kenny Kim      | Sept. 19-20, 2005 | Trysting Tree G.C. |
| 10. 205 (69-67-69) | -5  | John Chin      | April 18-19, 2009 | Stanford G.C.      |
| 205 (65-73-67)     | -11 | Vinnie Poncino | Sept. 25-26, 2003 | Trysting Tree G.C. |

## LOW SINGLE-SEASON SCORING AVERAGE (Since 1995-96)

| Rk. | Avg   | Name           | Year    | Strokes (Rounds) |
|-----|-------|----------------|---------|------------------|
| 1.  | 70.05 | John Chin      | 2009-10 | 2,662 (38)       |
| 2.  | 71.28 | David Kim      | 2016-17 | 2,566 (36)       |
| 3.  | 71.39 | John Chin      | 2008-09 | 2,713 (38)       |
| 4.  | 71.52 | Pete Fernandez | 2014-15 | 2,360 (33)       |
| 5.  | 71.57 | John Chin      | 2007-08 | 3,006 (42)       |
| 6.  | 71.85 | Brian Edick    | 2006-07 | 2,371 (33)       |
| 7.  | 71.97 | Jay Choe       | 2006-07 | 2,519 (35)       |
| 8.  | 71.98 | Sean Shahi     | 2007-08 | 3,023 (42)       |
| 9.  | 72.00 | John Chin      | 2006-07 | 2,376 (33)       |
| 10. | 72.08 | Jeff Coburn    | 2002-03 | 2,595 (36)       |

\*Must have played in 50 percent of the team's rounds to qualify



John Chin



# UC IRVINE MEN'S GOLF HISTORY & RECORDS

## Individual Career Records

### CAREER SCORING AVERAGE (Since 1995-96)

|     | Avg.  | Name           | Rounds | Strokes | Years Played     |
|-----|-------|----------------|--------|---------|------------------|
| 1.  | 71.24 | John Chin      | 151    | 10,757  | 2006-10          |
| 2.  | 72.22 | Sean Shahi     | 107    | 7,728   | 2006-09          |
| 3.  | 72.23 | David Kim      | 120    | 8,668   | 2014-18          |
| 4.  | 72.75 | Vinnie Poncino | 76     | 5,529   | 2002-04          |
| 5.  | 72.88 | Brian Edick    | 98     | 7,142   | 2004-07          |
| 6.  | 73.06 | Pete Fernandez | 137    | 10,009  | 2011-15          |
| 7.  | 73.33 | Tim Cha        | 108    | 7,920   | 2005-08; 2009-10 |
| 8.  | 73.48 | Jeff Coburn    | 125    | 9,185   | 1999-03          |
| 9.  | 73.53 | Mike Lavery    | 138    | 10,147  | 1999-03          |
| 10. | 73.70 | Jay Choe       | 129    | 9,507   | 2002-05; 2006-07 |

Minimum 50 rounds played

### MOST ROUNDS PLAYED (Since 1995-96)

|     | Rounds | Name           | Years Played |
|-----|--------|----------------|--------------|
| 1.  | 151    | John Chin      | 2006-10      |
| 2.  | 138    | Mike Lavery    | 1999-03      |
| 3.  | 137    | Pete Fernandez | 2011-15      |
| 4.  | 131    | Mike Lawrence  | 1995-99      |
| 5.  | 129    | Jonathan Young | 2014-18      |
|     | 129    | Jay Choe       | 2002-07      |
| 7.  | 128    | Mike Lawrence  | 1995-98      |
| 8.  | 126    | Ryan Armstrong | 1999-03      |
| 9.  | 125    | Jeff Coburn    | 1999-03      |
| 10. | 123    | Bryan Harris   | 2007-11      |

### MOST TOP-10 FINISHES (Since 1995-96)

|     | No. | Name           | Years Played     |
|-----|-----|----------------|------------------|
| 1.  | 29  | John Chin      | 2006-10          |
| 2.  | 18  | Pete Fernandez | 2011-15          |
| 3.  | 15  | David Kim      | 2014-18          |
| 4.  | 13  | Sean Shahi     | 2006-09          |
|     | 13  | Jay Choe       | 2002-05; 2006-07 |
|     | 13  | Jeff Coburn    | 1999-03          |
| 7.  | 11  | Brian Edick    | 2004-07          |
| 8.  | 10  | Vinnie Poncino | 2002-04          |
|     | 10  | Mike Lawrence  | 1995-99          |
| 10. | 9   | Mike Lavery    | 1999-03          |

### MOST INDIVIDUAL VICTORIES

|    | Wins | Name           | Years Played |
|----|------|----------------|--------------|
| 1. | 5    | John Chin      | 2006-10      |
| 2. | 2    | David Kim      | 2014-18      |
|    | 2    | Pete Fernandez | 2011-15      |
|    | 2    | Jeff Coburn    | 1999-03      |
|    | 2    | Lyle Archer    | 1988-92      |

### INDIVIDUAL MEDALISTS

|                    |  |                       |
|--------------------|--|-----------------------|
| David Kim          | Cal Poly Shootout (April 17-18, 2017)                  | 71-65-72 = 208 (-8)   |
| David Kim          | Visit Stockton Pacific Invitational (Oct. 29-31, 2015) | 69-71-69 = 209 (-4)   |
| Pete Fernandez     | Del Walker Intercollegiate (March 2-3, 2015)           | 63-69-70 = 202 (-8)   |
| Pete Fernandez     | Anteater Invitational (Jan. 27-28, 2014)               | 67-72-71 = 210 (-3)   |
| Travis Russell*    | The Folino Invitational (Feb. 17-19, 2013)             | 71-71-72 = 214 (-2)   |
| Bryan Harris*      | Anteater Invitational (Feb. 7-8, 2011)                 | 69-75-67 = 211 (-5)   |
| John Chin          | Big West Championships (May 3-4, 2010)                 | 68-70-71 = 209 (-7)   |
| John Chin          | Barona Collegiate Cup (March 25-26, 2010)              | 65-71-68 = 204 (12)   |
| John Chin          | Anteater Invitational (Feb. 1-2, 2010)                 | 66-65-71 = 202 (-11)  |
| John Chin          | Big West Championships (April 21-22, 2008)             | 73-66-68 = 207 (-9)   |
| Sean Shahi         | Turtle Bay Resort Invitational (Nov. 5-7, 2007)        | 65-67-68 = 200 (-16)  |
| Brian Edick        | Fresno State Lexus Classic (March 12-13, 2007)         | 74-68-67 = 209 (-7)   |
| Tim Cha            | The Prestige at PGA West (Oct. 17-18, 2005)            | 73-70-70 = 213 (-3)   |
| Mike Lavery        | Big West Championships (April 21-22, 2003)             | 70-68 = 138           |
| Jeff Coburn*       | The Club Glove Intercollegiate (Oct. 7-8, 2002)        | 69-72-70 = 211        |
| Ryan Armstrong     | Big West Championships (April 22-23, 2002)             | 71-67-71 = 209 (-7)   |
| Jeff Coburn        | Countrywide Home Loans Intercol. (Oct. 16-17, 2000)    | 72-72-71 = 215 (-1)   |
| Mike Lawrence      | Chase Creek Invitational (Oct. 14-15, 1996)            | 72-67-72 = 211        |
| Darren Humphrey    | Anteater Invitational (1995)                           | 210                   |
| Mike Davis         | Southern California Intercol. (March 5-6, 1993)        | 72-78 = 150           |
| Lyle Archer        | Anteater Invitational (1992)                           | 144                   |
| William Yanagisawa | Point Loma Invitational (April 17, 1991)               | 139 (69-70)           |
| Lyle Archer        | Anteater Invitational (April 1, 1991)                  | 148 (76-72)           |
| Joey Sugar         | Cal State Stanislaus Invitational (March 11-12, 1991)  | 223 (79-72-72)        |
| Lyle Archer        | Anteater Invitational (April 2, 1990)                  | 146 (74-72)           |
| Cory Synnestvedt   | Point Loma Invitational (1987)                         | 134                   |
| Ted Norby          | Cal Lutheran Invitational (April 25, 1986)             | 137                   |
| Perry Parker       | Point Loma Invitational (1986)                         | 140                   |
| <b>Jerry Wisz</b>  | <b>NCAA Division II Championship (1975)</b>            | <b>211 (68-72-71)</b> |
| Steve Robertson    | UC Riverside Tournament (Feb. 1975)                    | n/a                   |

\*Won playoff Incomplete list prior to 1995-96

### YEAR-BY-YEAR STROKE LEADER

| Year    | Name           | Avg.  | Rounds | Strokes |
|---------|----------------|-------|--------|---------|
| 2020-21 | Jonathan Kang  | 74.10 | 21     | 1,556   |
| 2019-20 | Jonathan Kang  | 72.83 | 18     | 1,311   |
| 2018-19 | Ramiz Jamal    | 72.84 | 25     | 1,821   |
| 2017-18 | David Kim      | 72.12 | 33     | 2,380   |
| 2016-17 | David Kim      | 71.28 | 36     | 2,566   |
| 2015-16 | David Kim      | 73.33 | 18     | 1,320   |
| 2014-15 | Pete Fernandez | 71.52 | 33     | 2,360   |
| 2013-14 | Pete Fernandez | 73.06 | 35     | 2,557   |
| 2012-13 | Travis Russell | 74.00 | 33     | 2,442   |
| 2011-12 | Allan Jun      | 73.03 | 36     | 2,629   |
| 2010-11 | Max Greil      | 73.64 | 33     | 2,430   |
| 2009-10 | John Chin      | 70.05 | 38     | 2,662   |
| 2008-09 | John Chin      | 71.39 | 38     | 2,713   |
| 2007-08 | John Chin      | 71.57 | 42     | 3,006   |
| 2006-07 | Brian Edick    | 71.85 | 33     | 2,371   |
| 2005-06 | Brian Edick    | 72.57 | 30     | 2,177   |
| 2004-05 | Garrett Sapp   | 73.29 | 38     | 2,785   |
| 2003-04 | Vinnie Poncino | 72.59 | 39     | 2,831   |
| 2002-03 | Jeff Coburn    | 72.08 | 36     | 2,595   |
| 2001-02 | Mike Lavery    | 72.44 | 36     | 2,608   |
| 2000-01 | Mike Lavery    | 74.19 | 32     | 2,374   |
| 1999-00 | Jeff Coburn    | 75.01 | 18     | 1,351   |
| 1998-99 | Mike Lawrence  | 74.45 | 38     | 2,829   |
| 1997-98 | Andrew Wen     | 74.57 | 30     | 2,237   |
| 1996-97 | Conan Vitale   | 75.54 | 35     | 2,644   |
| 1995-96 | Jesse Lanham   | 75.21 | 29     | 2,181   |
| 1994-95 | Steve Holmes   | 74.52 | 33     | 2,459   |

\*Must have played in 50 percent of the team's rounds



# UC IRVINE MEN'S GOLF HISTORY & RECORDS

## Team Records

### LOW ROUNDS (Since 1995-96)

|    | Score | Par | Tournament                         | Course                 | Date     |
|----|-------|-----|------------------------------------|------------------------|----------|
| 1. | 270   | -18 | Turtle Bay Resort Invitational     | Turtle Bay Resort      | 11/5/07  |
| 2. | 271   | -17 | Turtle Bay Resort Invitational     | Turtle Bay Resort      | 11/6/07  |
| 3. | 272   | -8  | Del Walker Intercollegiate         | Virginia C.C.          | 3/2/15   |
|    | 272   | -16 | Big West Championships             | Tijeras Creek G.C.     | 4/23/07  |
|    | 272   | -12 | Alister MacKenzie Invitational     | The Meadow Club        | 10/14/02 |
| 6. | 275   | -9  | Del Walker Intercollegiate         | Virginia C.C.          | 10/16/08 |
|    | 275   | -9  | NCAA East Regional                 | Council Fire G.C.      | 5/16/08  |
|    | 275   | -13 | Pacific Coast Intercollegiate      | Sandpiper G.C.         | 3/31/03  |
| 9. | 276   | -12 | Bill Cullum Invitational           | Wood Ranch G.C.        | 10/17/16 |
|    | 276   | -8  | Alister MacKenzie Invitational (1) | The Meadow Club        | 10/8/07  |
|    | 276   | -12 | Pacific Coast Intercollegiate      | River Course at Alisal | 4/2/07   |

### LOW ROUNDS TO PAR (Since 1995-96)

|    | Par | Score | Tournament                     | Course                 | Date     |
|----|-----|-------|--------------------------------|------------------------|----------|
| 1. | -18 | 270   | Turtle Bay Resort Invitational | Turtle Bay Resort      | 11/5/07  |
| 2. | -17 | 271   | Turtle Bay Resort Invitational | Turtle Bay Resort      | 11/6/07  |
| 3. | -16 | 272   | Big West Championships         | Tijeras Creek G.C.     | 4/23/07  |
| 4. | -13 | 275   | Pacific Coast Intercollegiate  | Sandpiper G.C.         | 3/31/03  |
| 5. | -12 | 276   | Bill Cullum Invitational       | Wood Ranch G.C.        | 10/17/16 |
|    | -12 | 276   | Pacific Coast Intercollegiate  | River Course at Alisal | 4/2/07   |
|    | -12 | 272   | Alister MacKenzie Invitational | The Meadow Club        | 10/14/02 |

### LOW SCORE THROUGH 36 HOLES (Since 1995-96)

|    | Score     | Tournament                     | Course                 | Date            |
|----|-----------|--------------------------------|------------------------|-----------------|
| 1. | 550 (-26) | Turtle Bay Resort Invitational | Turtle Bay Resort      | Nov. 5, 2007    |
| 2. | 553 (-15) | Alister MacKenzie Invitational | The Meadow Club        | Oct. 8, 2007    |
| 3. | 555 (-13) | Alister MacKenzie Invitational | The Meadow Club        | Oct. 18, 2010   |
|    | 555 (-21) | Pacific Coast Intercollegiate  | Sandpiper G.C.         | March 31, 2003  |
| 5. | 556 (-12) | Del Walker Intercollegiate     | Virginia C.C.          | Oct. 16, 2008   |
| 6. | 558 (-10) | NCAA East Regional             | Council Fire G.C.      | May 15-16, 2008 |
| 7. | 560 (-16) | Pacific Coast Intercollegiate  | River Course at Alisal | April 2, 2007   |
| 8. | 561 (+1)  | Del Walker Intercollegiate     | Virginia C.C.          | March 2, 2015   |
|    | 561 (+1)  | U.S. Intercollegiate           | Stanford Golf Course   | April 18, 2009  |
|    | 561 (-7)  | Del Walker Intercollegiate     | Virginia C.C.          | Oct. 25, 2007   |

### LOW SCORE THROUGH 54 HOLES (Since 1995-96)

|     | Score     | Tournament                     | Course                 | Date                   |
|-----|-----------|--------------------------------|------------------------|------------------------|
| 1.  | 821 (-43) | Turtle Bay Resort Invitational | Turtle Bay Resort      | Nov. 5-7, 2007         |
| 2.  | 832 (-20) | Alister MacKenzie Invitational | The Meadow Club        | Oct. 18-19, 2010       |
| 3.  | 833 (-19) | Alister MacKenzie Invitational | The Meadow Club        | Oct. 8-9, 2007         |
| 4.  | 834 (-18) | Del Walker Intercollegiate     | Virginia C.C.          | Oct. 16-17, 2008       |
| 5.  | 836 (-16) | NCAA East Regional             | Council Fire G.C.      | May 15-17, 2008        |
| 6.  | 838 (-2)  | Del Walker Intercollegiate     | Virginia C.C.          | March 2-3, 2015        |
| 7.  | 840 (-24) | Pacific Coast Intercollegiate  | River Course at Alisal | April 2-3, 2007        |
| 8.  | 842 (-10) | Ping Arizona Intercollegiate   | Arizona National G.C.  | Jan. 29-30, 2007       |
| 9.  | 843 (-21) | Pacific Coast Intercollegiate  | Sandpiper G.C.         | March 31-April 1, 2003 |
| 10. | 845 (-7)  | Del Walker Intercollegiate     | Virginia C.C.          | Oct. 25-26, 2007       |

### LOW SCORE TO PAR THROUGH 54 HOLES (Since 1995-96)

|    | Par       | Tournament                     | Course                 | Date                   |
|----|-----------|--------------------------------|------------------------|------------------------|
| 1. | -43 (821) | Turtle Bay Resort Invitational | Turtle Bay Resort      | Nov. 5-7, 2007         |
| 2. | -24 (840) | Pacific Coast Intercollegiate  | River Course at Alisal | April 2-3, 2007        |
| 3. | -21 (843) | Pacific Coast Intercollegiate  | Sandpiper G.C.         | March 31-April 1, 2003 |
| 4. | -20 (832) | Alister MacKenzie Invitational | The Meadow Club        | Oct. 18-19, 2010       |
| 5. | -19 (833) | Alister MacKenzie Invitational | The Meadow Club        | Oct. 8-9, 2007         |

### LOW SCORING AVERAGE (Since 1995-96)

| Rk. | Avg    | Year    | Strokes (Rounds) |
|-----|--------|---------|------------------|
| 1.  | 287.50 | 2006-07 | 10,350 (36)      |
| 2.  | 288.12 | 2007-08 | 12,101 (42)      |
| 3.  | 289.16 | 2008-09 | 10,988 (38)      |
| 4.  | 289.19 | 2002-03 | 10,700 (37)      |
| 5.  | 292.00 | 2005-06 | 8,760 (30)       |
| 6.  | 292.47 | 2001-02 | 10,529 (36)      |
| 7.  | 295.03 | 2000-01 | 10,326 (35)      |
| 8.  | 295.74 | 2003-04 | 11,534 (39)      |
| 9.  | 296.30 | 2014-15 | 9,778 (33)       |
| 10. | 298.57 | 1997-98 | 8,957 (30)       |

\* The 2019-20 team had a 294.61 average through 18 rounds, but is not included due to the season being canceled in response to the COVID-19 pandemic.

### TEAM VICTORIES

|  |  |
|--|--|
| Aldila/Callaway Classic                        | 1995   |
| Anteater Invitational                          | 2010, 2009, 2007, 1996, 1995, 1994, 1993, 1992, 1991, 1988 |
| Big West Championships                         | 2018, 2015, 2010, 2008, 2007, 2003, 2002, 2001             |
| Cabo del Sol Intercollegiate                   | 2013   |
| Cal Lutheran Invitational                      | 1986   |
| Cal Poly Match Play                            | 2019, 2015   |
| Cal State Northridge Tournament                | 1975   |
| Cal State Stanislaus Invitational              | 1995, 1991   |
| Club Glove Intercollegiate                     | 2002   |
| Countrywide Intercollegiate                    | 2001, 2000   |
| Del Walker Intercollegiate                     | 2015   |
| Grand Canyon Classic                           | 1994   |
| Northwest Collegiate Classic                   | 2003   |
| Point Loma Invitational                        | 1991, 1986, 1984   |
| Sacramento State Invitational                  | 1991   |
| Southern California Intercollegiate Tournament | 1993   |
| UC Riverside Tournament                        | 1975   |
| USF Invitational                               | 1996   |
| USIU Classic                                   | 1988   |
| <b>NCAA Division II Championships</b>          | <b>1975</b>  |

Incomplete list prior to 1995-96

**Bold** indicates national championship