



UC IRVINE

2019 BASEBALL GAME NOTES



@UCIbsb



/UCIBSB



@UCIbsb

CONTACT: Alex Croteau // OFFICE: (949) 824-5814 // CELL: (949) 410-3346 // EMAIL: acroteau@uci.edu // www.ucirvinesports.com

No. 25 UC IRVINE ANTEATERS AT LOYOLA MARYMOUNT LIONS

FEBRUARY 26, 2019 // PAGE STADIUM (1,000) - LOS ANGELES, CALIF.



2019 Record	4-3 (T3rd in 2018 West Coast Conference)
Head Coach	Jason Gill
Record at LMU	292-264-1, 11th year
Career Record	same

Tuesday Probables 6:00 PM

16 RS-Sr. RHP Alonzo Garcia (1-1, 5.06) vs.
18 RS-Jr. LHP Mark Finkelburg (0-1, 9.82)

Video None

Radio kuci.org

Live Stats ucirvinesports.com

All-Time Series UCI leads, 46-37-3

2018 meetings Feb. 20 at LMU - W (11), 6-5

Mar. 27 at home - W, 10-2



2019 Record	5-2 (T3rd in 2018 Big West)
Head Coach	Ben Orloff
Record at UCI	5-2, 1st year
Career Record	First year as head coach, 6th with program

No. 25 UC IRVINE ANTEATERS AT MISSOURI STATE BEARS

MARCH 1-3, 2019 // HAMMONS FIELD (8,000) - SPRINGFIELD, MO.



2019 Record	1-5 (1st in 2018 Missouri Valley Conference)
Head Coach	Keith Guttin
Record at Missouri State	1,260-781, 37th year
Career Record	same

Friday Probables 1:00 PM (3:00 CT)

41 Jr. RHP Andre Pallante (0-1, 6.00) vs.
TBD

Saturday Probables 12:00 PM (2:00 CT)

39 Jr. RHP Tanner Brubaker (1-0, 0.71) vs.
TBD

Sunday Probables 11:00 AM (1:00 PM CT)

1 So. RHP Trenton Denholm (1-0, 2.00) vs.
TBD



2019 Record	5-2 (T3rd in 2018 Big West)
Head Coach	Ben Orloff
Record at UCI	5-2, 1st year
Career Record	First year as head coach, 6th with program

2019 SCHEDULE & RESULTS

Record: 5-2 Big West: 0-0
Home: 2-1 | Away: 3-1

Day	Date	Opponent	Time/Result
Sat.	Feb. 16	Washington	L, 5-9
		Washington	W, 2-1
Sun.	Feb. 17	Washington	W, 6-4
Tue.	Feb. 19	at San Diego State	L, 3-9
Fri.	Feb. 22	at Rice	W, 11-5
Sat.	Feb. 23	at Rice	W, 7-0
Sun.	Feb. 24	at Rice	W, 11-4
Tue.	Feb. 26	at Loyola Marymount	6:00 PM

Fri.	Mar. 1	at Missouri State	1:00 PM
Sat.	Mar. 2	at Missouri State	12:00 PM
Sun.	Mar. 3	at Missouri State	11:00 AM
Tue.	Mar. 6	Michigan	6:00 PM
Fri.	Mar. 8	St. John's	6:00 PM
Sat.	Mar. 9	St. John's	6:00 PM
Sun.	Mar. 10	St. John's	1:00 PM
Fri.	Mar. 15	at Utah Valley	5:00 PM
Sat.	Mar. 16	at Utah Valley	1:00 PM
Sun.	Mar. 17	at Utah Valley	11:00 AM
Fri.	Mar. 22	Washington State	6:00 PM
Sat.	Mar. 23	Washington State	6:00 PM
Sun.	Mar. 24	Washington State	1:00 PM
Tue.	Mar. 26	San Diego	6:00 PM
Fri.	Mar. 29	at Hawai'i*	9:35 PM
Sat.	Mar. 30	at Hawai'i*	9:35 PM
Sun.	Mar. 31	at Hawai'i*	4:05 PM

Fri.	Apr. 5	Long Beach State*	6:00 PM
Sat.	Apr. 6	Long Beach State*	6:00 PM
Sun.	Apr. 7	Long Beach State*	1:00 PM
Tue.	Apr. 9	at UCLA	6:00 PM
Fri.	Apr. 12	at UC Santa Barbara*	3:00 PM
Sat.	Apr. 13	at UC Santa Barbara*	2:00 PM
Sun.	Apr. 14	at UC Santa Barbara*	1:00 PM
Tue.	Apr. 16	San Diego State	6:00 PM
Fri.	Apr. 18	CSUN*	6:00 PM
Sat.	Apr. 19	CSUN*	6:00 PM
Sun.	Apr. 20	CSUN*	6:00 PM
Tue.	Apr. 23	at USC	6:00 PM
Fri.	Apr. 26	at Cal State Fullerton*	7:00 PM
Sat.	Apr. 27	at Cal State Fullerton*	6:00 PM
Sun.	Apr. 28	at Cal State Fullerton*	1:00 PM
Tue.	Apr. 30	Cal State Fullerton	6:00 PM

Fri.	May 3	at Iowa	4:05 PM
Sat.	May 4	at Iowa	12:05 PM
Sun.	May 5	at Iowa	11:05 AM
Tue.	May 7	at San Diego	6:00 PM
Fri.	May 10	Cal Poly*	6:00 PM
Sat.	May 11	Cal Poly*	6:00 PM
Sun.	May 12	Cal Poly*	1:00 PM
Tue.	May 14	UCLA	6:00 PM
Fri.	May 17	UC Davis*	6:00 PM
Sat.	May 18	UC Davis*	6:00 PM
Sun.	May 19	UC Davis*	1:00 PM
Tue.	May 21	USC	6:00 PM
Thurs.	May 23	at UC Riverside*	6:00 PM
Fri.	May 24	at UC Riverside*	6:00 PM
Sat.	May 25	at UC Riverside*	1:00 PM

Home games in italics

* - Big West game

#TogetherWeZot | #RipEm

Broadcast Information

Radio

KUCI 88.9 FM with

Mark Roberts and Tim Becwar

All games also available live on the internet at kuci.org and ucirvinesports.com



Game Updates

All UC Irvine baseball games can be followed via live stats with links found on ucirvinesports.com and the UCI Athletics app. Each game is also live tweeted at @UCIbsb

Cicerone Field at Anteater Ballpark

Opened:.....Jan. 25, 2002 (18th year of operation)
Capacity:.....3,408 (908 Seats, 2,500 Anthill)
Rated 4.14 out of 5 stars by StadiumJourney.com

Dedicated:May 19, 2009
to Chancellor Ralph J. Cicerone for his revival of the baseball program that broke ground in January 2001

Dimensions: LF 335 - LC 380 - CF 408 - RC 380 - RF 335
Fence:.....12 feet high
Surface:GN-1 Bermuda grass
Scoreboard:52 feet high - 22'x46'
Video Display:.....12'x21.6' (295" screen)

#TheCis

Around The Horn

9th .213 2

Ben Orloff begins his head coaching career in 2019 as the 9th head coach in program history taking over for Mike Gillespie who led the program to 393 of his 1,156 career wins. For the program, it's the 41st season of Anteater baseball, 33rd in Division I, and 18th since the program returned in 2002.

The Anteaters offense has made its hits count scoring 45 runs on just 49 hits and batting .213 toward its 5-2 record. UCI has yet to record 10 hits in a game, have outit its opponents just three times, and reached more times without getting a hit (56). UCI holds the third-lowest average for teams with winning records behind West Virginia and George Mason

For the Anteaters, it's the program's first ever trip to the state of Missouri. The 'Eaters do have 2 games on their record against Missouri schools, both in the postseason. UCI defeated Missouri-St. Louis in the Division II CWS in 1973 which happened to be in Springfield, IL, and later in 2006, UCI was bounced from the Malibu Regional in 14 innings by the Missouri Tigers, 5-4.

**Quick Facts****General Information**

School:	UC Irvine
City Zip:	Irvine, Calif. 92697-4500
Founded:	1962 (opened 1965)
Enrollment:	36,742
Colors:	Blue & Gold
Affiliation:	NCAA Division I
Conference:	Big West
Nickname:	Anteaters
Chancellor:	Howard Gillman, Ph.D. (Stanford - 1974)
Interim Athletic Director:	Paula Smith
Faculty Athletic Representative:	David Snow
Athletics Phone:	(949) 824-6931

Baseball History

First season:	1970 (DI in 1978)
Anteater baseball seasons:	41st season (33 as DI, 18 since 2002)
All-Time Record:	1,243-966-19
NCAA Tournament Appearances:	13 (DI - 8, DII - 5)
CWS Appearances:	2 (2007, 2014)
Big West Conference Titles:	1 (2009)
National Championships:	DII - 1973, 1974

Cicerone Field at Anteater Ballpark

Opened:	January 25, 2002
Dedicated:	May 19, 2009
To Chancellor Ralph J. Cicerone for his revival of the baseball program that broke ground in January 2001	
Seating Capacity:	3,408 (908 Seats, 2,500 Anthill)
Dimensions (LF-LC-CF-RC-RF):	335-380-408-380-335
Fence:	12 feet high
Surface:	GN-1 Bermuda grass

Media Relations

Associate AD/Director	Stacey King
Office Phone:	(949) 824-7350
Asst. Director/Baseball Contact:	Alex Croteau
Office Phone:	(949) 824-5814
Cell Phone:	(949) 410-3346
E-mail address:	acroteau@uci.edu
Radio:	KUCI 88.9 FM & kuci.org
Play-by-Play / Color:	Mark Roberts / Tim Becwar
Press Box Phone:	(949) 824-9905
Website:	www.ucirvinesports.com
Facebook:	Facebook.com/UCIbsb
Twitter:	@UCIbsb

Baseball Staff

Head Coach:	Ben Orloff (UC Irvine, 2009)
E-mail address:	borloff@uci.edu
Record at UC Irvine:	First Season
Overall DI Record:	First Season
Assistant Coach	JT Bloodworth (1st season)
Email address:	jbloodwo@uci.edu
Assistant Coach:	Danny Bibona (7th season)
Email address:	dbibona@uci.edu
Volunteer Assistant:	Cory Vanderhook (1st season)
Email address:	cvander1@uci.edu
Director of Operations	Bryce Stowell
Email address:	bstowell@uci.edu
Baseball Office:	Newkirk Pavilion
Office Phone:	(949) 824-9521

Team Information

2018 Record	32-24
Home	16-13
Road	16-11
Big West Record	13-11 (T3rd)
Home	5-7
Road	8-4
Letterwinners Returning Lost	20 12
Starting Position Players Returning Lost	4 5
Pitchers Returning Lost	10 6
Newcomers	10

Top Returning Position Players

Christian Koss, Jr., INF	.287, 52 games, 3 3B, HR, 17 RBI
Brendan Brooks, So., INF/OF	.308, 46 games, HR, 23 RBI
Konnor Zickefoose, Jr., OF	.306, 54 games, 13 2B, 5 HR, 27 RBI
Jake Palmer, So., OF	.298, 51 games, 36 R, 17 RBI, 22 BB

Top Returning Pitchers

Andre Pallante, Jr., RHP	15 starts, 10-1, 1.60, 101.1 IP, 115 K
Jordan Bocko, Sr., RHP	25 games, 5-2, 2.98, 8 saves, 47 K
Trenton Denholm, So., RHP	15 starts, 4-8, 4.72, 74.1 IP, 48 K

Key Losses

Cole Kreuter, Sr., INF	56 games, .286, 15 2B, 8 HR, 39 RBI
Ryan Fitzpatrick, Sr., 1B/DH	56 games, .307, 14 2B, 8 HR, 44 RBI
Parker Coss, Sr., INF	51 games, .276, HR, 14 RBI

Top Newcomers

Brandon Lewis, Jr., INF	.399, 17 HR, 55 RBI, summer league MVP
Tanner Brubaker, Jr., RHP	13-3, 1.70, 121.2 IP, 96 K at Saddleback JC
John Jensen, Jr. INF/OF	.306, 11 2B, 4 HR, 37 RBI at Santa Barbara CC

February 22 in Anteater History - 2004

The 'Eaters were on the verge being swept at Arizona, but jumped out to a 3-0 lead. UA came back to lead 5-3 in the sixth, UCI then scored 5, three against future MLBer Mark Melancon, but the Wildcats tied it back up at 8-8. Future MLBer Jason Donald got his 6th hit in the 10th, but was thrown out trying to stretch a double. He would have scored on the next play, a double, but instead, the 10th ended tied 8-8, and so would the game, an 8-8 tie to avoid the sweep

Anteater Heritage - Anteaters in Texas

UC Irvine began the 2009 season ranked 5th in the nation as it headed to the Shriners College Classic in Minute Maid Park. After falling in the opener, 9-2, to No. 1 Texas A&M, the 'Eaters rebounded to beat Houston, 13-7, and No. 9 UCLA, 7-4. Ben Orloff had 4 hits while Dillon Bell and D.J. Crumlich each parked HRs. UCI would return to Minute Maid in 2012 and defeat Alabama State, Southern, and Texas Southern as part of the MLB Urban Invitational

Anteater Heritage - Anteaters in Texas

The Anteaters' first Division I Regional victory came in the Dell Diamond of Round Rock, Texas in 2007. After dispatching of Wake Forest, 13-0, UCI faced the hosts, Texas, and rode Scott Gorgen's complete game allowing five hits and a run to advance to a championship rematch with the Longhorns that saw UCI erase a 5-3 deficit in the sixth inning, and Wes Etheridge would reemerged to pick up the save and send the 'Eaters to the Wichita Super Regional

The Automated ScoreBook
Overall Statistics for UC Irvine (as of Feb 24, 2019)
(All games Sorted by Batting avg)

Record: 5-2 Home: 2-1 Away: 3-1 Conference: 0-0

Player	avg	gp-gs	ab	r	h	2b	3b	hr	rbi	tb	slg%	bb	hp	so	gdp	ob%	sf	sh	sb-att	po	a	e	fld%
23 Lewis, Brandon	.345	7-7	29	6	10	4	0	4	11	26	.897	2	0	10	2	.375	1	0	0-0	7	9	1	.941
37 Brooks, Brendan	.308	7-7	26	3	8	0	0	3	6	17	.654	2	1	5	1	.379	0	0	0-0	7	14	0	1.000
30 Antone, Andre	.235	6-6	17	3	4	1	0	0	4	5	.294	4	0	6	1	.381	0	0	0-0	31	2	1	.971
28 Palmer, Jake	.208	7-7	24	7	5	1	0	0	4	6	.250	7	2	7	0	.412	1	0	0-0	13	0	1	.929
27 Koss, Christian	.200	7-7	25	5	5	0	0	1	3	8	.320	7	1	10	1	.382	1	0	3-3	12	18	5	.857
8 Jensen, John	.150	6-5	20	4	3	0	1	0	1	5	.250	3	0	10	0	.261	0	0	0-0	5	0	1	.833
7 Filia, Mikey	.120	7-7	25	2	3	0	0	0	2	3	.120	1	2	5	1	.214	0	1	0-0	17	0	0	1.000

36 Damla, Adrian	.333	5-2	12	2	4	1	0	0	2	5	.417	1	0	2	0	.385	0	0	0-0	17	0	0	1.000
5 Ireland, Sam	.250	3-1	4	1	1	0	0	0	0	1	.250	0	0	1	0	.250	0	0	0-0	2	3	0	1.000
15 Peabody, Mike	.222	6-2	9	4	2	0	0	0	2	2	.222	2	1	3	0	.417	0	1	1-1	4	0	0	1.000
35 Zickefoose, Konnor	.154	5-4	13	1	2	1	0	0	1	3	.231	2	0	1	0	.267	0	0	0-0	0	0	0	.000
24 Castro, Jacob	.125	4-2	8	2	1	1	0	0	0	2	.250	1	1	2	0	.300	0	0	0-0	11	3	0	1.000
20 Reitano, Matt	.111	5-4	9	4	1	0	1	0	1	3	.333	3	2	3	0	.400	1	0	1-1	46	1	1	.979
31 Mazur, Griffin	.000	4-1	4	0	0	0	0	0	0	0	.000	1	0	2	0	.200	0	0	0-0	10	1	0	1.000
10 Johnston, Ryan	.000	1-1	2	0	0	0	0	0	0	0	.000	0	0	1	0	.000	0	0	0-0	0	0	0	.000
2 Lee, Dailin	.000	3-0	2	1	0	0	0	0	0	0	.000	1	0	1	0	.333	0	0	0-0	0	0	0	.000
38 Pacheco, Johnny	.000	1-0	1	0	0	0	0	0	0	0	.000	0	0	1	0	.000	0	0	0-0	0	0	0	.000
Totals	.213	7	230	45	49	9	2	8	37	86	.374	37	10	70	6	.342	4	2	5-5	186	61	10	.961
Opponents	.216	7	231	32	50	10	3	4	27	78	.338	26	3	68	4	.300	3	3	2-4	183	61	10	.961

LOB - Team (55), Opp (48). DP's turned - Team (5), Opp (6). IBB - Team (0), Opp (1).

(All games Sorted by Earned run avg)

Player	era	w-l	app	gs	cg	sho	sv	ip	h	r	er	bb	so	2b	3b	hr	b/avg	wp	hp	bk	sfa	sha
39 Brubaker, Tanner	0.71	1-0	2	2	0	0/1	0	12.2	6	1	1	3	9	1	1	0	.133	1	1	0	0	0
1 Denholm, Trenton	2.00	1-0	2	2	0	0/0	0	9.0	5	2	2	3	9	0	0	0	.152	1	0	0	0	0
41 Pallante, Andre	6.00	0-1	2	2	0	0/0	0	9.0	12	13	6	5	15	1	0	3	.316	1	1	0	1	0

21 Bocko, Jordan	0.00	2-0	2	0	0	0/0	0	4.1	4	1	0	0	7	1	1	0	.222	2	0	0	1	0
13 Rashi, Taylor	0.00	0-0	3	0	0	0/0	2	3.1	0	0	0	0	8	0	0	0	.000	0	0	0	0	0
10 Johnston, Ryan	0.00	0-0	4	0	0	0/1	0	3.1	2	0	0	5	1	0	0	0	.182	1	0	0	0	0
40 Vergara, John	0.00	0-0	2	0	0	0/1	0	3.0	0	0	0	3	2	0	0	0	.000	0	0	0	0	1
12 Akamatsu, Kaz	0.00	0-0	1	0	0	0/0	0	1.0	1	0	0	2	1	0	0	0	.250	0	0	0	0	0
26 Garcia, Darius	4.50	0-0	2	0	0	0/0	0	2.0	2	1	1	1	3	1	0	0	.250	0	0	0	0	0
16 Garcia, Alonzo	5.06	1-1	3	1	0	0/0	0	5.1	6	3	3	1	2	1	0	0	.316	0	0	0	1	1
9 Frias, Michael	9.00	0-0	2	0	0	0/0	0	5.0	8	5	5	1	6	2	1	1	.348	0	1	0	0	1
44 Riddle, Dylan	11.25	0-0	3	0	0	0/0	0	4.0	4	6	5	2	5	3	0	0	.267	1	0	0	0	0
Totals	3.34	5-2	7	7	0	1/1	2	62.0	50	32	23	26	68	10	3	4	.216	7	3	0	3	3
Opponents	5.02	2-5	7	7	0	0/0	0	61.0	49	45	34	37	70	9	2	8	.213	8	10	0	4	2

PB - Team (2), Reitano 2, Opp (2). SBA/ATT - Castro (1-3), Vergara (0-1), Pallante (1-1), Johnston (0-1), Garcia, A (1-1), Reitano (1-1).



2019 UC Irvine Baseball Game Notes



'EATER STATS

Overall	5-2
Home	2-1
Away	3-1
Neutral	0-0
vs. Big West	0-0
vs. Ranked schools	0-0
vs. Non-conference	5-2
vs. WCC	0-0
vs. Pac-12	2-1
vs. Mountain West	0-1
vs. Conference USA	3-0
vs. Missouri Valley	0-0
vs. Big East	0-0
vs. WAC	0-0
Day games	2-1
Night games	3-1
vs. LH starter	1-1
vs. RH starter	4-1
February	5-2
March	0-0
April	0-0
May	0-0
Thursday	0-0
Friday	1-0
Saturday	2-1
Sunday	2-0
Tuesday	0-1
Doubleheader	1-1
Series wins	2-0
Rubber games	1-0
Shutouts	1-0
Extra Innings	0-0
Rainouts	1
Longest streaks	W3 / L1

By Inning	UCI	OPP
1st	5	6
2nd	2	3
3rd	6	0
4th	3	0
5th	4	15
6th	7	3
7th	6	2
8th	6	0
9th	6	1
Extras	0	0
Total	45	32

Most runs scored	11 (vs. Rice - 2/22 & 2/24)
Most runs allowed	9 (2/16 & 2/19)
Most runs - inning	5 (3 times (1 vs. UW, 2 vs. Rice))
Most allowed - inning	8 (2/16 vs. WASH (5th))

Largest comeback	3 (2/17)
Largest lead lost	3 (2/16)
1-run games	1-0
Scoring first	4-1
Opponent scores first	1-1

Leading after 6	3-0
Tied after 6	1-0
Trailing after 6	1-2
Leading after 7	5-0
Tied after 7	0-0
Trailing after 7	0-2
Leading after 8	5-0
Tied after 8	0-0
Trailing after 8	0-2

More hits	2-0
Less hits	2-2
Hits even	1-0
Commit an error	4-1
No errors	1-1
Hit a HR	4-1
No HRs	1-1

UC Irvine won its weekend series in a sweep over the Rice Owls.

The 'Eaters have two straight series wins to start the season for the second year in a row. The 'Eaters won the opening road series of the season for the first time since 2014 at Portland, also in a sweep.

The 'Eaters did lose in the midweek matchup earlier in the week to San Diego State. After winning the first eight midweek games in 2018, UCI has now dropped three straight in the midweek

The UC Irvine offense outscored the Owls 29-9 pushing across more runs than recording hits (25). UCI also reached 30 times without the use of a hit including 20 walks and six times via an error. The offense is still hitting just .213 which is the third lowest among schools with a winning record behind West Virginia and George Mason

The Anteaters found their power swing clubbing six home runs over the weekend. **Brendan Brooks** came forth as the unlikely source hitting three including his first career 2-HR game on Friday. He entered the weekend with one career HR. Brooks' six-game hitting streak to start the season was snapped on Sunday

Brandon Lewis claimed Big West Player of the Week honors after his seven hits on the week and .462 average at Rice. He homered two more times to put him atop the Big West leaders, and five of his seven hits were for extra bases. He also added eight RBIs including five in Sunday's win. He also made his debut at 1B on Saturday

Christian Koss shaved his head completely bald following Friday night's performance that left him 2-for-18 in the young season. He would promptly smack three hits on Saturday including a towering 2-run HR and finish the week four walks, four runs, and a team high three stolen bases

Jake Palmer has reached in all seven games to start the season walking five times and scoring five times during last week. **Adrian Damla** and **Brandon Lewis** each have hitting streaks of four games entering the week. **Mikey Filia** had a road hitting streak of nine games dating back to last season snapped on Friday

The pitching staff held opponents to a .218 batting average last week and .179 at Rice. Saturday, the 'Eaters tossed their first shut-out of the season and first since April 8 at LBSU. The last three Anteater shutouts have all now come on the road. UCI also struck out 17 Owls Friday night which was one off a program record set back in 2017 in a 14-inning loss.

Tanner Brubaker allowed just three hits for the second straight start. He produced the 'Eaters' first quality start and first win by a starter of 2019 shutting out Rice through seven innings. His ERA and WHIP both stand at 0.71 through two starts, and he's currently clutching a streak of 11 straight innings without allowing a run

Trenton Denholm held Rice hitless through five innings before being relieved. He's trailing Brubaker closely with an 8.2-inning scoreless streak, and has held opponents hitless the last 6.1 innings

The Anteaters bullpen had some magnificent performances led by the duo of **Jordan Bocko** and **Taylor Rash** on Friday. The pair helped cool down the Rice bats tossing 3.2 scoreless innings allowing two baserunners. Bocko scored his second win of the season while Rash has retired all 10 hitters he's faced, eight via strikeout. On Sunday, **Ryan Johnston** appeared for the fourth time in 2019 bailing **Michael Frias** out of a jam, and then when Johnston loaded the bases, **Dylan Riddle** bounced back from a rough outing Tuesday to escape the seventh without a run and adding a masterful eighth inning to post his longest career outing of two innings on just nine pitches

More Anteater debuts from last week included Kaz Akamatsu making his first appearance since the 2017 season holding SDSU scoreless in an inning Tuesday night. **Darius Garcia** made two appearances of an inning each starting at SDSU where he allowed a run and finishing Sunday's win with another inning striking out three overall. Junior lefty **John Vergara** also took the mound for two hitless innings Tuesday in his UCI debut and followed with a third hitless inning in Saturday's shutout win. **Sam Ireland** flared a single in his first career at-bat Tuesday against San Diego State. He added his first career start in Saturday's win over Rice. **Johnny Pacheco** also got his first action batting in the ninth inning Tuesday at SDSU striking out in the process

STAT RANKINGS (297 schools nationally, 9 in Big West)

Stat	Total	Big West	National
Home Runs.....	8	3rd	30th
Sacrifice Flies.....	4	T1st	48th
Hits Allowed per 9 innings.....	7.26	1st	58th
Hit by Pitch.....	10	4th	59th
WHIP.....	1.23	2nd	60th
Walks.....	37	3rd	61st
Triples.....	2	2nd	61st
Strikeout to Walk ratio.....	2.62	2nd	67th
ERA.....	3.34	2nd	73rd
Strikeouts per 9 innings.....	9.9	2nd	78th
Double Plays.....	5	5th	81st
Walks Allowed per 9 innings.....	3.77	4th	90th
Runs per game.....	6.4	3rd	101st
Sacrifice Bunts.....	2	4th	135th
Slugging Percentage.....	.374	6th	149th
Doubles.....	9	5th	153rd
Stolen Bases.....	5	4th	164th
On-Base Percentage.....	.342	7th	178th
Fielding Percentage.....	.961	7th	178th
Hits.....	49	8th	187th
Batting Average.....	.213	8th	241st

PLAYER RANKINGS

Player	Stat	Total	Big West	National
Bocko.....	Wins.....	2	T1st	4th
Lewis.....	Home Runs.....	4	1st	7th
Lewis.....	Total Bases.....	26	1st	12th
Rashi.....	Saves.....	2	T1st	14th
Lewis.....	Doubles.....	4	T1st	23rd
Brooks.....	Home Runs.....	3	2nd	24th
Johnston.....	Appearances.....	4	3rd	29th
Pallante.....	Ks per 9 innings.....	15.0	2nd	34th
Lewis.....	RBIs.....	11	T1st	37th
Lewis.....	Slugging %.....	.897	1st	38th
Pallante.....	Strikeouts.....	15	2nd	61st
Koss / Palmer.....	Walks.....	7	T2nd	74th
Koss.....	Stolen Bases.....	3	5th	83rd
Brubaker.....	WHIP.....	0.71	3rd	84th
Brubaker.....	ERA.....	0.71	3rd	104th
Brubaker.....	Hits per 9 innings.....	4.26	5th	109th

DEPTH PERCEPTION

Scenario	W-L	Runs/Game	Average	ERA
Midweek.....	0-1	3.0	.200	10.13

February.....	5-2	6.5	.213	3.34
March (2018).....	8-10	5.7	.273	4.74
April (2018).....	11-5	5.9	.296	2.57
May (2018).....	7-7	3.9	.282	4.50

Home.....	2-1	4.3	.193	2.00
Road.....	3-1	8.0	.225	4.37
vs. Big West (2018).....	13-11	4.9	.281	3.36
vs. Non-Conference.....	5-2	6.5	.213	3.34

By Week				
Washington - SDSU.....	2-2	4.0	.195	3.86
Rice - LMU.....	3-0	9.7	.234	2.67
Missouri State.....				
Michigan - St. John's.....				
Utah Valley.....				
Washington State - USD ...				
Hawai'i.....				
Long Beach State - UCLA ..				
UC Santa Barbara - SDSU..				
CSUN - USC.....				
Cal State Fullerton.....				
Iowa - San Diego.....				
Cal Poly - UCLA.....				
UC Davis - USC.....				
UC Riverside.....				



2019 UC Irvine Baseball Game Notes



BIG WEST STANDINGS

Standings	Big West	Overall	Home
UC Santa Barbara	-	5-2	3-0
UC Irvine	-	5-2	2-1
Cal State Fullerton	-	4-2	0-0
CSUN	-	5-3	5-3
UC Davis	-	3-4	3-1
Hawai'i	-	3-5	3-5
UC Riverside	-	2-6	1-4
Cal Poly	-	1-6	0-3
Long Beach State	-	0-7	0-4

Tuesday Schedule

UCLA at CSUN	Sac State at UC Davis
UC Riverside at Grand Canyon	UC Irvine at LMU
UC Santa Barbara at USC	Bakersfield at Cal Poly

Weekend Series

Utah Valley at UC Davis	Michigan at CSUN
Longwood at Hawai'i	LBSU at Mississippi
Cal Poly at Washington	Cal Baptist at UC Riverside
Pepperdine at UC Santa Barbara	Stanford at CSF

2019 Big West Preseason Poll

Standing	(First Place Votes) Votes
1 Cal State Fullerton	(3) 70
2 UC Irvine.....	(4) 67
3 Long Beach State.....	(1) 62
4 Cal Poly.....	(1) 60
5 UC Santa Barbara	49
6 Hawai'i	32
7 CSUN	29
8 UC Davis	19
9 UC Riverside	17

Preseason National Rankings

Perfect Game	#23
Baseball America.....	#25
NCBWA.....	#30
ESPN/USA Today Preseason	Receiving Votes

EYE ON THE ENEMY

2018 RPI	107th (.5153)
2018 Strength of Schedule	164th
2018 Non-Conference	RPI - 80 SOS - 159
vs. RPI Top 50 1-4 vs. RPI 51-100	9-5
Conference RPI.. .5000	Big West14th

School	2019	2018 W-L	RPI
Washington	L W W	35-26	49
San Diego State	L Apr. 16	39-21	53
Rice	W W W	26-31-2	89
Loyola Marymount	Feb. 26	25-30	168
Missouri State	Mar. 1-3	40-17	27
Michigan	Mar. 6	33-20	63
St. John's	Mar. 8-10	40-17	33
Utah Valley	Mar. 15-17	15-37	245
Washington State	Mar. 22-24	16-33-1	186
San Diego	Mar. 26 May 7	23-32	127
Hawai'i	Mar. 29-31	27-24	152
Long Beach State	Apr. 5-7	27-30	112
UCLA	Apr. 9 May 14	38-21	22
UC Santa Barbara	Apr. 12-14	27-28-1	183
CSUN	Apr. 18-20	28-30	119
USC	Apr. 23 May 21	26-28	121
Cal State Fullerton	Apr. 26-28 Apr. 30	36-25	44
Iowa	May 3-5	33-20	78
Cal Poly	May 10-12	30-27	128
UC Davis	May 17-19	18-35	212
UC Riverside	May 23-25	19-33	231

Home | Away

The ninth head coach in program history took home his second series win as he's now the third straight UCI head coach to debut with two series wins and fifth to win his first road series. Of the nine UCI head coaches, Orloff is now the sixth to have a winning record through his first seven games. Ben Orloff returns to the Anteater dugout for a sixth year, but first at the helm. Even though he is the NCAA career and single-season record holder in sacrifice bunts, don't expect to see his the Anteaters bunting their way around the bases.

"You don't have a style, you adjust to your players," the head coach stated recognizing the talent and pop his lineup brings. "Offensively, we have some power bats that are looking to hit in the middle of the lineup with **Konnor Zickefoose, Brandon Lewis, and John Jensen**. Any of those guys can lift a double or leave the yard so there's potential for the big inning and we look to capitalize on that. **A big part of the offense will be an emphasis on** walking more, strike zone management, raising that slugging percentage. We'll walk more this year than we ever have in the last five years."

"Alonzo Garcia could be a big bounce back guy that's had a good career as an Ant eater, but has been hurt in recent years. He could step into a big role and will be very valuable with the way he pitched over the fall and winter"

"Vergara has interesting potential, but he's been out the whole fall. He only threw three innings in the fall, didn't really get to see him, redshirted last year at Glendale CC, and had a decent summer with the Conejo Oaks. He's kind of a wild card and an intriguing arm, looking forward to seeing what he brings to the fold."

"Mikey Filia is a guy that will step into a much bigger role. He's bided his time over the last three years and now he should be an integral part of the team's success."

The 2019 Anteaters are a squad comprised of players that have a lot of college baseball experience and have put in a lot of time with the Ant eater program. Twenty of the 2019 Anteaters are upperclassmen with 14 as juniors and six seniors including graduate student and starter Louis Raymond. Overall, 14 Anteaters have put in at least three years with the program including seven into now their fourth year.

The 'Eaters are looking for their first postseason trip since the 2014 College World Series season, and are off to a solid start earning some recognition from the baseball coaches, writers, and experts of America earning a spot in the preseason rankings from Perfect Game (No. 23), Baseball America (No. 25), and even earning votes from ESPN/USA Today and Collegiate Baseball Newspaper. UC Irvine has maintained those rankings through the first two weeks of the season

The Anteaters will play 10 games against the Pac-12 in 2019, eight of which will be in Ant eater Ballpark starting with the opening series against Washington fresh its first College World Series and returning their top four hitters. The 'Eaters end non-conference play with the other Pacific Northwest foe as Washington State plays a weekend series at Cicerone Field. UCLA and USC are usual midweek matchups

Other historically prominent baseball programs dot the Ant eater schedule starting with trips to Rice and Missouri State. Missouri State is coming off its third straight regionals appearance, second 40-win season in those years, 36 conference wins in the last two years, and are looking for its sixth trip to the College World Series. Topping the tough road slate is a return trip to Utah Valley who stole the series at Ant eater Ballpark in 2018. A new face in the midweeks is projected Big Ten champ Michigan. The Wolverines start the 2019 ranked as high as No. 17 and have finished in the conference's top two in each of the last two years including a 40-win season. UCI ventures to the Big Ten near in May during the midst of Big West play traveling to Iowa.

The premier series in Cicerone Field features the class of the Big West in St. John's. A program that consistently puts up 40 wins every season and is coming off back-to-back regional appearances is stacked on the mound led by one of the premier Friday night matchups in the nation this season when 2018 National Pitcher of the Year finalists square off in Andre Pallante and SIU's Sean Mooney.

NATIONAL RANKINGS

D1Baseball.com	Rank	Baseball America
Vanderbilt	1	Vanderbilt
LSU	2	LSU
Texas Tech	3	UCLA
UCLA	4	North Carolina
North Carolina	5	Florida
Oregon State	6	Florida State
Florida	7	Stanford
Louisville	8	Texas Tech
Georgia	9	Mississippi St.
Mississippi	10	Oregon State
Stanford	11	East Carolina
Mississippi St.	12	Louisville
Florida State	13	Mississippi
East Carolina	14	Clemson
Baylor	15	Georgia
Arkansas	16	Baylor
Michigan	17	Arkansas
TCU	18	Auburn
Oklahoma State	19	Texas
Coastal Carolina	20	Michigan
Auburn	21	Coastal Carolina
Texas	22	Duke
Clemson	23	Southern Miss
CS Fullerton	24	TCU
Illinois	25	UC Irvine

ATHLETICS NOTES

UCI has won 28 national championships in nine different sports, the most recent in men's volleyball in 2013

UCI has finished in the top five in the Division I-AAA ADA All-Sports rankings of the 95 DI schools that do not sponsor football in seven of the last 12 years, runner-up showings twice in last five years. UCI placed first in 2007

The Anteaters have captured 89 conference regular-season titles since moving to NCAA Division I in 1977

The University has had 57 representatives participate in the Olympics and Paralympics

2018-19 in UC Irvine Athletics

Men's Basketball	23-5 (11-1, 1st in Big West)
9-game win streak This week: Thu. at UCD, Sat. at UCR	
Women's Basketball	17-7 (7-5, 4th in Big West)
W at UH, L at UCR This week: Wed. at CSF, Sat. vs. UCD	
Men's Cross Country	6th at Big West Championships
Two 'Eaters finish top 100 at NCAA West Regionals	
Women's Cross Country	5th at Big West Championships
Hannah Chau top finisher at NCAA West Regionals (91st)	
Men's Golf	Mar. 4 - Sac State Invite (Elk Grove)
Ramiz Jamal hole-in-one Feb. 11 at Ant eater Invitational	
Women's Golf	Feb. 25-26 - Bruin/Wave Invite
Janet Yeo finished second at Ram Classic (Fort Collins, CO)	
Men's Soccer	11-6-4 (5-1-1, 1st in Big West)
Reached NCAA Tournament Second Round	
Women's Soccer	8-7-4 (4-1-3, 3rd in Big West)
Lost in Big West Tournament Semifinal	
Men's Tennis	4-3 (0-0 in Big West)
W vs. PAC Next: vs. BC (3/4) vs. Weber & Villanova (3/5)	
Women's Tennis	9-3 (2-1 in Big West)
W at UCR This week: vs. Villanova (Fri.), vs. HIU (Sat.)	
Men's Track & Field	7th in Big West in 2018
Season opens March 1-2 at Long Beach State	
Women's Track & Field	6th in Big West in 2018
Season opens March 1-2 at Long Beach State	
Women's Indoor	NCAA Championships March 8-9
Barbara Coward, Zani Meaders set school records	
Men's Volleyball (#3)	13-2 (2-0 in Big West)
2-0 vs. UCSD Next: March 1 & 2 vs. #2 Hawai'i	
Women's Volleyball	16-13 (10-6 in Big West)
Lost in first round of NIVC Tournament	
Men's Water Polo (#14)	9-17 (4th in GCC)
4th place in Golden Coast Conference Tournament	
Women's Water Polo (#7)	10-5 (0-0 in Big West)
Finished 9th in Barbara Kalbus Invitational	



2019 UC Irvine Baseball Game Notes



UC Irvine Anteaters
 2018 Record: 32-24
 2018 Away: 16-11
 2018 Midweeks: 8-2

 24-17-1 in season openers
 10-7 since 2002

87th all-time meeting vs. LMU
 UCI leads series 46-37-3

First game: 4/4/72 at LMU (W, 6-2)

'Eaters are 20-7-1 since 2002

3 consec. wins at LMU | 6-4 in midw.

First meeting all-time vs. Missouri St.
 UCI all-time vs. MVC: 4-3

3-0 vs. DBU (2005) | 1-3 vs. SIU

First ever trip to state of Missouri

W vs. MO-St. Louis, L vs. Missouri



Pinch-Hitters

15 LH Peabody
 36 LH Damla
 24 LH Castro
 2 LH Lee

Pinch-Runners

2 Lee
 15 Peabody
 5 Ireland

Out of the Pen

21 RHP Bocko
 13 RHP Rashi
 10 RHP Johnston
 44 LHP Riddle
 16 RHP A. Garcia
 40 LHP Vergara
 9 RHP Frias

Loyola Marymount Lions

2018 Record: 25-30
 2018 Conf.: 15-12
 2018 Home: 15-9
 2018 at LMU: UCI 6, LMU 5 (11)
 2018 at UCI: UCI 10, LMU 2



LMU is 4-3 through the early going in 2019 splitting with UCSB after shifting the series' location, was shutout at No. 3 UCLA, and won three straight vs. UCR and Saint Louis before dropping the finale with SLU Sunday. The Anteaters swept the 2018 midweeks with LMU, a team that went 25-30, but finished third in a competitive WCC. Brandon Shearer paces the offense hitting .435 while Trevin Esquerra has added a HR and 5 RBI. Lefty Mark Finkelburg will make his fourth career appearance against UCI starting on the mound

1	Kenny Oyama	0-3, BB, K vs. UCI - brother at CBU - played HS basketball
4	Dylan Hirsch	Career .146 hitter (13-for-89), K in each game this year
7	Nick Sogard	Cousin of MLBer Eric Sogard, nephew to Steve Sax
9	Cooper Uhl	3-for-12, RBI, 5 Ks vs. UCI - mom played softball at LBSU
12	Trevin Esquerra	Fluent in Spanish; ambidextrous both throwing & hitting
14	Ryan Ruley	2-for-7 vs. UC Irvine in 2018
15	Steven Chavez	2-4, RBI vs. UCI (3 gms); father played vball at USC, AVP
23	Ryan Kawano	2 BB, HBP in 6 plate appearances - Finance major
27	Brandon Shearer	2017 vs. UCI: 2-for-7, 2 R, 3 RBI 2018: 0-for-7, 2 BB, K
29	Tommy Delgado	2 Ks in each of last 4 games
31	Alex Lambeau	2018: 8 hits, 5 for extra bases - 13 games, 4 errors
5	Matt Voelker	Matthew John Voelker II, born in Flint, Michigan
18	Mark Finkelburg	3 outings vs. UCI - 4.2 IP, 2 H, 3 ER, 2 BB, 2 HBP, 4 K
24	Holden Christian	2 G vs. UCI - 2 IP, ER, 5 BB as starter 0.2 IP, 5 R as relief
26	Nick Frasso	Save Fri. vs. SLU (3.1 IP, H, R, 7 K) - dad played at LBSU
34	Sean Paquet	Reached Connie Mack World Series in 2014
46	Kyle Mora	Pitched 1 IP vs. UCLA against Kyle Mora
55	Josh Robins	5.1 IP, 2 H, BB, 5 K vs. UCI last season - born in Australia

Missouri State Bears

2018 Record: 40-17
 2018 Conf.: 18-3 (1st)
 2018 Home: 17-6
 Vs. Big West (5-3)
 Last weekend: L, 7-0 vs. CSF
 vs. CSUN (1970: 1-1, 2018: 3-0)
 Reg. vs. LBSU (1995: L, 1996: W)



The Missouri State Bears out of the Missouri Valley Conference are a Midwest behemoth under head coach Keith Guttin in his 37th year leading the bunch. Guttin has accumulated 1,260 career wins over that time including a winning campaign in each of the last 32 seasons including 12 seasons with 40 wins, 19 conference championships, and 11 trips to the NCAA Tournament including the only trip to Omaha for a school from the state of Missouri when the Bears reached the College World Series in 2003.

The 2018 Bears reached the 40-win plateau going 40-17 and winning 18 of 21 conference matchups on its way to a conference tournament title earning a trip to the NCAA Tournament. The Bears were eliminated from the Oxford Regional losing twice to Tennessee Tech in addition to a win against in-state rival Saint Louis.

Early in the 2019 season, the Bears have struggled to a 1-5 mark including double-digit losses to Nevada and Texas State mixed with a win over Utah in the tournament in San Marcos before last week's winless showing at the Tony Gwynn Legacy falling to CSF, San Diego, and Fresno State in the program's first trip to California in 24 years. The Bears square off with the Bears of Central Arkansas twice during the midweek in their first home games of the season before going at it with the Anteaters this weekend at Hammons Field for UC Irvine's first-ever trip to the Show-Me State.

Missouri State has a few big bats returning such as All-American DH Drew Millas, whose three RBIs currently leads the squad, and All-MVC 2B John Privitera, whose hitting .304 with a pair of doubles, but the Bears have been slow to start hitting just .208

Missouri State starters have posted a 9.13 ERA thus far in their six starts with only one able to pitch past the fifth inning this season while striking out 13 hitters in their 22.2 innings. Closer Connor Sechler who was 6-1 with eight saves in 30 appearances in 2018 has yet to try for one this year, but has struck out six and allowed on baserunner in 3.1 innings.

The Bears and Anteaters will meet for the first time in their programs' histories. Missouri State's loss to CSF was just the eighth all-time game against the Big West. Before sweeping CSUN in 2018, the Bears had only played Big West schools in postseason play going 1-1 against CSUN in the 1970 Division II College World Series and matching up with Long Beach State in consecutive NCAA Tournament runs losing to them in 1995 before rebounding with a win in 1996. Missouri State will also travel to UC Santa Barbara later in March.

UCI has a limited history with the Missouri Valley Conference as well, but did travel to Southern Illinois last year dropping two of three. UCI also swept Dallas Baptist at home in the 2005 season.

20 different Bears have gone on to the Major Leagues to take home three World Series titles. Notable players include Ryan Howard, Bill Mueller, and Shaun Marcum along with current players Ross Detwiler, Brad Ziegler, Luke Voit, Matt Hall, Pierce Johnson, and Buddy Baumann

1	So. RHP Trenton Denholm	Streaks of 8.2 IP with a run, 6.1 IP without a hit
2	Jr. OF Dailin Lee	Summer title with Jamestown Jammers of NYPL
4	So. INF Jake Cosgrove	Redshirting due to transfer rules from Seattle U.
5	Fr. INF Sam Ireland	Hit in 1st college AB vs. SDSU, 1st start Sat. at Rice
7	Jr. OF Mikey Filia	22 hits in May 2018 (.415) - 4 OF ast. tied team high
8	Jr. INF/OF John Jensen	Broke up no-hitters vs. UW (3B-5th), SDSU (1B-4th)
9	Fr. RHP Michael Frias	Debut vs. UW (4.1 IP, ER) Sun. at Rice (0.2 IP, 4 ER)
10	Jr. UT Ryan Johnston	Started RF in opener - pitched last 4 of last 5 games
11	Grad. RHP Louis Raymond	Threw an 83-pitch complete game in 2018 vs. Gonz.
12	So. RHP Kaz Akamatsu	Scoreless IP vs. SDSU, first outing since 2017
13	Sr. RHP Taylor Rashi	Certified EMT, aspires to be firefighter or paramedic
15	So. OF Mike Peabody	Father, Mike, played basketball at LMU
16	Sr. RHP Alonzo Garcia	W Sunday vs. Washington, L midweek at SDSU
18	Fr. INF Jae Woo Park	Starting playing baseball at 11, born in Seoul, KOR
20	Sr. C Matt Reitano	Exercise science major, plans to attend med school
21	Sr. RHP Jordan Bocko	Active leader in games pitched (60), saves (9)
22	Sr. RHP Evan McMillin	HS letters - 1 in baseball, 3 in golf
23	Jr. INF Brandon Lewis	29 HRs in last year (17 at JC, 8 in summer, 4 at UCI)
24	So. C Jacob Castro	Hit .438 in the first month of 2018 season
25	Fr. UT Nathan Church	Will miss 2019 season (Tommy John surgery)
26	Fr. LHP Darius Garcia	Aspires to be a mechanical engineer
27	Jr. INF Christian Koss	2-for-18 before shaving head; 3-for-7, HR since
28	So. OF Jake Palmer	Reached in all 7 games (5 H, 7 BB, 2 HBP)
30	Fr. UT Andre Antone	Reached all 4 times Saturday (1B, 2B, 2 BB, 2 R)
31	Jr. C Griffin Mazur	Summer All-Star for Lake Erie Monarchs of GLL
35	Jr. UT Konnor Zickefoose	Go-ahead RBI single in win vs. Washington
36	Jr. INF Adrian Damla	1st career HR was game-winner on Mothers Day '17
37	So. UT Brendan Brooks	2 HR Friday vs. Rice; 4 career HR, all in last 14 games
38	Fr. C Johnny Pacheco	Made collegiate debut vs. SDSU - K as PH in 9th
39	Jr. RHP Tanner Brubaker	11 IP scoreless streak, 3 hits allowed in each start
40	Jr. LHP John Vergara	First 2 career games last week (3 IP, 0 H, 3 BB, 2 K)
41	Jr. RHP Andre Pallante	Nation's lowest returning ERA from 2018 (1.60)
42	Fr. RHP Brett Garcia	22 wins, 2.01 ERA, .449 AVG, 100 RBI in high school
44	So. LHP Dylan Riddle	vs. SDSU (0.2 IP, 5 R), vs. Rice (2 IP, K, 9 pitches)
HC	6 Ben Orloff	6th season with program, 1st as head coach
AC	17 J.T. Bloodworth	3rd Base coach, works with hitters, recruiting coord.
VAC	3 Daniel Bibona	Pitching coach, 2010 Senior CLASS Award
AC	55 Cory Vanderhook	1st Base coach, works with catchers, pitchers
GA	Jerry McClanahan	UCI catcher 2012-15, played minors in Orioles org.
Ops	Bryce Stowell	UCI pitchers 2007-08, played minors with CLE, TB



FRIDAY PROBABLE

41 Andre Pallante

San Clemente, Calif.
San Clemente HS
Jr. | 6-0 | 203 | R/R
Economics major



2018 All-American - National College Baseball Hall of Fame Pitcher of the Year finalist in 2018 - Big West Pitcher of the Week twice in 2018 - Played with Team USA in summer 2018 - Feb. 27 after career high 12 K, 1 hit allowed over 7 IP in win vs. Gonzaga - Mar. 12 career high 8 IP allowing 5 hits in shutouts at Portland - started season opener each of last three years - team leader with 6 wins, 32 BB as a freshman and recorded 2 saves - played summer ball with Chatham of the Cape Cod League 2017 going 0-1, 1.10 with 16 K in 16.1 IP

Starting History								
2017		IP	H	ER	BB	K		
2/18 vs. MINN	Loss	1.2	5	6	2	1		
2/24 vs. ORE	ND	3.2	6	3	3	4		
4/25 at USD	ND	3.0	2	1	3	4		
2018		IP	H	ER	BB	K		
2/16 vs. NEV	Win	6.1	5	0	0	7		
2/23 vs. GON	Win	7.0	1	0	2	12		
3/2 at TCU	ND	6.0	5	1	3	8		
3/9 at POR	Win	8.0	5	0	1	8		
3/16 vs. UVU	ND	6.0	5	2	1	8		
3/23 at SIU	ND	8.0	5	1	1	10		
3/29 vs. UH	ND	5.0	7	3	3	5		
4/6 at LBSU	W	8.0+	7	0	0	5		
4/13 vs. UCSB	W	7.0	3	1	3	10		
4/20 at CSUN	W	8.0	7	2	2	4		
4/27 vs. CSF	L	6.0	6	1	2	8		
5/4 vs. ORE	W	7.0	3	1	2	9		
5/11 at CP	W	6.0	8	1	2	9		
5/18 vs. UCR	W	6.0	7	2	3	7		
5/24 at UCD	W	7.0	3	3	5	5		
2019		IP	H	ER	BB	K		
2/16 vs. WASH	L	4.2	7	2	0	6		
2/22 at Rice	ND	4.1	5	4	5	9		
Career	G	W-L	ERA	IP	H	ER	BB	K
UC Irvine	42	16-6	2.73	158.0	138	48	67	186

SATURDAY PROBABLE

39 Tanner Brubaker

San Clemente, Calif.
Saddleback College (2018)
Cal Baptist (2017)
San Clemente HS
Jr. | 6-5 | 220 | R/R
History major



28th round pick of Tampa Bay in 2018 MLB Draft - ABCA/Rawlings All-Region Team - Division Pitcher of the Year - All-League First Team - Scholar-Athlete & Dean's List - 6 appearances in relief at Cal Baptist in 2017 - 2016 Under Armour Preseason All-American in high school - NHSI Champion 2015 - son of David and Nina - sister, Taylor, played volleyball at Cal Baptist - also minoring in psychology & social behavior - HS teammate with Andre Pallante & Dylan Riddle

Starting History								
Saddleback		IP	H	ER	BB	K		
1/26 vs. SDC	W	6.0	1	0	1	7		
2/1 vs. SBCC	W	7.0	5	1	0	7		
2/8 vs. Cuesta	W	7.0	2	0	1	7		
2/15 at GCC	W	8.1	6	0	1	6		
2/22 at SWC	W	6.2	6	0	2	5		
3/6 at IVC	W	7.0	8	3	1	3		
3/13 at RCC	L	8.1	5	4	1	4		
3/20 vs. FJC	W	8.0	6	1	2	5		
3/27 at Reedley	L	7.0	4	0	0	8		
4/3 vs. OCC	W	9.0	9	1	1	9		
4/10 at SAC	W	8.0	5	1	1	5		
4/17 at Cypress	W	9.0	2	0	0	10		
4/24 vs. GWC	W	9.0	8	2	0	3		
5/4 vs. ELAC	W	8.0	10	3	1	8		
5/11 vs. Palomar	W	6.2	7	2	2	4		
5/18 vs. Mt. Sac	L	6.2	8	5	0	5		
<i>UC Irvine</i>		<i>IP</i>	<i>H</i>	<i>ER</i>	<i>BB</i>	<i>K</i>		
2/16 vs. WASH	ND	5.2	3	1	1	6		
2/23 at Rice	W	7.0	3	0	2	3		
Career	G	W-L	ERA	IP	H	ER	BB	K
<i>Cal Bapt</i>	6	0-0	12.00	6.0	8	8	5	5
<i>SJC</i>	16	13-3	1.70	121.2	92	23	14	96
<i>UC Irvine</i>	2	1-0	0.71	12.2	6	1	3	9

SUNDAY PROBABLE

1 Trenton Denholm

El Dorado Hills, Calif.
Oak Ridge HS
So. | 5-11 | 190 | R/R
Major undeclared



Won 2 games in a week to take home Big West Pitcher of the Week honors April 16 (Tuesday at SDSU, Sunday vs. UCSB) Drafted in the 26th round of the 2017 MLB Draft by the Boston Red Sox Perfect Game All-American Two-time league MVP Three-time league champion First Team All-State Brother, Logan, is a catcher at UC Davis Related to former MLB catcher Rod Barajas

		Starting History						
2018		IP	H	ER	BB	K		
2/18 vs. NEV	Loss	4.0	6	5	1	4		
2/25 vs. GON	ND	4.0	4	1	1	3		
3/4 at TCU	Win	7.0	4	0	1	5		
3/11 at POR	ND	4.0	4	3	5	3		
3/18 vs. UVU	Loss	6.0	7	4	3	6		
3/25 at SIU	Loss	3.0	8	2	2	3		
3/31 vs. UH	Loss	2.0	7	6	2	3		
4/10 at SDSU	Win	4.0	3	0	0	2		
4/15 vs. UCSB	Win	7.0	1	1	1	4		
4/22 at CSUN	Win	5.0	5	1	3	2		
4/29 vs. CSF	ND	5.1	5	3	2	4		
5/6 vs. ORE	Loss	5.0	5	4	1	2		
5/12 at CP	Loss	7.0	10	3	2	2		
5/19 vs. UCR	Loss	5.0	5	3	0	1		
2019		IP	H	ER	BB	K		
2/17 vs. UW	ND	4.0	5	2	0	7		
2/24 at Rice	W	5.0	0	0	3	2		
Career	GS	W-L	ERA	IP	H	ER	BB	K
UC Irvine	17	5-8	4.43	83.1	88	41	28	57
HS	23	16-5	1.08	125.3	80	15	34	162

MIDWEEK PROBABLE

16 Alonzo Garcia

Sylmar, Calif.
San Fernando HS
RS-Sr. | 6-3 | 220 | R/R
Education Science major



Career high 8 IP vs. LBSU, UCSB in 2016 - CIF L.A. City Section Division I champion in 2011 and 2013 in high school - 2012 MaxPreps All-American - named all-state, all-area, all-city, all-league, and league MVP throughout HS - son of Joaquin and Yolanda - brother, Joaquin, sister, Nathaly - 2018 Big West All-Academic Team

Starting History						
Date/Opponent	IP	H	ER	BB	K	
2015 vs. SDSU	4.0	3	0	0	1	
2015 vs. USC	W	2.2	4	1	1	1
2015 vs. USD	W	3.0	3	1	1	2
2015 at USD	2.1	3	1	0	2	
2015 vs. LMU	5.0	5	0	0	4	
2015 vs. UCLA	L	3.0	5	3	1	3
2016 at SJISU	L	5.0	8	5	1	3
2016 vs. CSUB	4.0	2	1	1	4	
2016 vs. Maryland	4.0	4	2	1	7	
2016 vs. LMU	L	4.2	6	4	0	5
2016 at USD	2.0	2	1	0	1	
2016 at LBSU	W	8.0	2	1	4	3
2016 at UCD	W	7.0	5	1	1	3
2016 vs. CSF	L	3.0	8	3	0	4
2016 at UCLA	L	4.0	4	1	0	1
2016 at Cal Poly	W	5.1	3	1	4	1
2016 vs. UCSB	8.0	7	2	2	3	
2016 vs. CSUN	L	4.2	4	4	2	4

Date/Opponent		IP	H	ER	BB	K		
2018 at LMU		4.1	4	1	2	2		
2018 vs. SDSU	W	4.0	5	2	1	5		
2018 at Portland		1.2	6	4	0	1		
2/19 at SDSU	L	2.0	3	3	1	1		
Career	G	W-L	ERA	IP	H	ER	BB	K
UC Irvine	59	10-7	4.51	147.2	152	74	44	103
Starter	23	6-7	4.12	91.2	98	42	23	61
Midweeks	13	3-3	4.00	45.0	51	20	7	38
2015	22 (6)	3-1	3.88	46.1	46	20	12	31
2016	17 (12)	5-5	4.11	70.0	67	32	19	51
2017 (RS)	2	0-0	32.40	1.2	7	6	1	1
2018	15 (3)	1-0	4.81	24.1	26	13	11	18
2019	3	1-1	5.06	5.1	6	3	1	2

Number	Position	Player Height/Weight—Year—Position—Hometown—Previous School—High School—Major	Year	Games (Starts)	AVG	H	R	2B	HR	RBI
2		DAILIN LEE 5-7/207—Jr.—OF—Santa Ana—Tustin HS—Criminology, Law, and Society 2018 Perfect Game Collegiate Baseball League champion with the Jamestown (NY) Jammers in Summer 2018 where he hit .330 with 9 2B, HR, 16 RBI, 13 SB - Three-time all-league in HS - hit .356 as a senior collecting 31 hits and 29 stolen bases	Freshman	17 (11)	.205	8	7	1	0	2
			Sophomore	14 (0)	.167	1	3	0	0	1
			Junior	2 (0)	.000	0	1	0	0	0
			Career	33 (11)	.196	9	11	1	0	3
4		JAKE COSGROVE 5-8/170—So.—INF—Brentwood—Seattle University—Heritage HS—Sociology Played 49 games as a freshman at Seattle U - hit .308 with 23 R, 6 2B, 2 3B, 3 HR, 26 RBI, 3 SB - highs of 3 hits and 5 RBI vs. CSUB - played last summers with Anchorage Glacier Pilots - two-time HS league champion - hit .459 as a senior - team USA u15 team trial roster	Seattle U Sophomore	49 (34)	.308	40	23	6	3	26
			Career							
			Freshman	1 (0)	1.000	1	0	0	0	0
			Career	1 (0)	1.000	1	0	0	0	0
5		SAM IRELAND 6-0/165—Fr.—INF—Mission Viejo—Tesoro HS—Psychology & Social Behavior First Team all-league HS (.358, 12 2B, 15 RBI) - two-time preseason All-American - 2017 World Series All-Tournament	Freshman	19 (1)	.273	3	2	0	0	0
			Sophomore	46 (19)	.289	24	9	1	0	4
			Junior	4 (4)	.167	2	1	0	0	1
			Career	69 (24)	.274	29	12	1	0	5
8		JOHN JENSEN 6-1/200—Jr.—INF/OF—Santa Barbara—Santa Barbara CC—Santa Barbara HS—Sociology 2017 Conference MVP, All-Region - .306, 11 2B, 4 HR, 37 RBI in 2018 - .338, 4 HR, 20 RBI in 2017 - All-CIF Division II in HS	Santa Barbara CC	83	.321	96	60	19	8	57
			Junior	4 (4)	.214	3	2	0	0	1
			Career	4 (4)	.214	3	2	0	0	1
10		RYAN JOHNSTON 5-10/165—RS-Jr.—RHP/OF—San Diego—Cathedral Catholic HS—Education Science 74 career games, 21 pitching appearances - UCI debut Feb. 23, 2017 vs. ND in RF - 1st hit 2017 at Oregon - two summer season with Walla Walla Sweets of WCL - three-time league champ in HS - also played HS basketball - born in Spokane, WA	Freshman	19 (11)	.325	13	4	1	0	5
			Sophomore	34 (8)	.231	9	7	0	0	7
			Junior	3 (1)	.000	0	0	0	0	0
			Career	56 (20)	.272	22	11	1	0	12
15		MIKE PEABODY 6-4/192—So.—OF—Santa Ana—Mater Dei HS—Undeclared UCI debut Feb. 17 vs. Nevada in RF - single for 1st career hit Feb. 18 - son of former LMU basketball player, Tom Peabody	Freshman	26 (3)	.160	4	5	1	0	3
			Sophomore	3 (0)	.500	1	1	0	0	0
			Career	29 (3)	.185	5	6	1	0	3
18		JAE WOO PARK 6-1/180—Fr.—INF—Fullerton—Sunny Hills HS—Undeclared 3-time all-league - .395, 11 XBH as a junior - aspires to be dermatologist / orthopedic surgeon - born in Seoul, South Korea	Freshman							
			Career							
20		MATT REITANO 6-0/220—Sr.—C—San Diego—Mira Mesa HS—Exercise Science 2018 All-Big West Honorable Mention - 2 HR in 2018 broke ties in 9th inning or later (at USD, at CSUN) - threw out 16 of 31 attempted basestealers in 2018 - three RBIs vs. USD - 3 hits 4/15 at UCSB - played last two summers for Wenatchee Apple Sox of the West Coast League - CIF D-I Finalist as HS sophomore - two-time all-league in football - blocked 9 kicks	Freshman	38 (25)	.200	13	9	3	1	7
			Sophomore	20 (9)	.219	7	6	0	0	5
			Junior	43 (33)	.238	25	17	6	3	17
			Senior	3 (2)	.250	1	3	0	0	1
			Career	104 (69)	.223	46	35	9	4	30
23		BRANDON LEWIS 6-3/215—Jr.—INF—Porter Ranch—L.A. Pierce College—Bishop Alemany HS—Crim. Law Two-time all-conference at LAPC - hit .399, 17 HR, 55 RBI in 2018 - hit .419, 9 HR, 39 RBI in 2017 - 3/14/18 vs. LA Valley went 6-for-6, 5 2B, HR, 5 RBI - California Collegiate League 2018 All-Star with Conejo Oaks - league MVP hitting .397, 8 HR, 25 RBI	LA Pierce	79	.408	127	92	23	23	94
			Junior	4 (4)	.250	4	3	1	2	4
			Career	4 (4)	.250	4	3	1	2	4
24		JACOB CASTRO 6-0/200—So.—C—Oxnard—Rio Mesa HS—Undeclared PH, go-ahead RBI double off first pitch in NCAA debut Feb. 17 vs. Nevada - two-time league champ in HS - valedictorian	Freshman	36 (22)	.247	21	5	3	0	12
			Sophomore	1 (1)	.000	0	1	0	0	0
			Career	37 (23)	.241	21	6	3	0	12
25		NATHAN CHURCH 5-11/180—Fr.—OF/LHP—Lake Forest—El Toro HS—Undeclared 2017 CIF DI champion - two-time league champion - will miss 2019 season recovering from injury	Freshman							
			Career							
27		CHRISTIAN KOSS 6-2/185—Jr.—INF—Riverside—JW North HS—Education Science 2018 All-Big West Honorable Mention - D1Baseball.com 2019 Top 150 College Prospects No. 81 overall, No. 41 hitter - played 2018 summer in Cape Cod with Yarmouth-Dennis - No. 8-rated prospect in West Coast League in 2017	Freshman	40 (37)	.180	22	14	3	0	20
			Sophomore	52 (52)	.287	56	25	9	1	17
			Junior	4 (4)	.143	2	1	0	0	1
			Career	96 (93)	.242	80	40	12	1	38
28		JAKE PALMER 5-10/183—So.—OF—El Segundo—El Segundo HS—Education Science Started season opener as leadoff LF, singled in 1st AB - hit .548, 5 HR, 42 RBI as HS senior - brother of UCI alum, Grant Palmer	Freshman	51 (46)	.298	42	36	6	0	17
			Sophomore	4 (4)	.167	2	3	1	0	2
			Career	55 (50)	.288	44	39	7	0	19
30		ANDRE ANTONE 6-5/235—RS-Fr.—INF/RHP—Laguna Niguel—Capo Valley Christian HS—Undeclared 2017 League MVP & First Team All-CIF Division IV - works with Breakthrough San Juan Capistrano and Boys & Girls Club	Freshman	4 (4)	.154	2	0	0	0	3
			Career	4 (4)	.154	2	0	0	0	3
31		GRIFFIN MAZUR 5-11/180—RS-Jr.—C—Moorpark—Moorpark HS—Criminology, Law, & Society Great Lakes League All-Star summer 2018 with Lake Erie Monarchs - Missed 2017 season with foot injury - 2-hit game at LMU, 2-RBI game vs. UTSA in 2016 - two-time Perfect Game All-American, All-California Region as HS senior	Freshman	28 (10)	.125	4	5	1	0	3
			Sophomore	33 (7)	.225	9	2	0	0	4
			Junior	2 (1)	.000	0	0	0	0	0
			Career	63 (18)	.173	13	7	1	0	7
35		KONNOR ZICKEFOOSE 6-2/211—RS-Jr.—OF—Chino Hills—Chapman Univ.—Chino Hills HS—Sociology 2018 All-Big West Second Team - 2018 team leader with 60 hits - .469 slugging percentage was second on team - All-West Region at Chapman - hit .448 with 10 HR, 29 RBI in 23 games as HS senior - two-time all-league in football, also ran track	Chapman	41 (41)	.423	55	46	12	7	38
			Sophomore	54 (51)	.306	60	35	13	5	27
			Junior	4 (3)	.100	1	0	0	0	1
			Career	58 (54)	.296	61	35	13	5	28
36		ADRIAN DAMLA 6-0/195—Jr.—INF/OF—La Crescenta—Crescenta Valley HS—Education Science 2018 Northwoods League Major League Dreams Game member from Green Bay Bullfrogs - 1st career HR at Hawai'i, 2-run go-ahead HR in 8th inning in 2017 - spent time at LF and 1B in 2017 - three-time league champion, two-time All-CIF in HS - Glendale Unified School District Male Athlete of the Year and Character and Ethics award winner as a HS senior - exemplary backgammon player	Freshman	50 (37)	.255	36	24	8	1	12
			Sophomore	34 (12)	.259	14	6	3	0	8
			Junior	2 (0)	.500	1	0	1	0	0
			Career	86 (49)	.259	51	30	12	1	20
37		BRENDAN BROOKS 6-1/175—So.—INF/RHP—Corona—Norco HS—Criminology, Law, & Society 2018 All-Big West Honorable Mention - team batting champ 2018 hitting .308 - 1st HR vs. UC Riverside - Game-tying SF in first UCI plate appearance - played LF and 3B in 2018 - two-time league champ, four-time all-league in high school	Freshman	46 (45)	.308	53	22	4	1	23
			Sophomore	4 (4)	.286	4	0	0	0	1
			Career	50 (49)	.306	57	22	4	1	24
38		JOHNNY PACHECO 5-9/173—RS-Fr.—C—Eastvale—Roosevelt HS—Psychology and Social Behavior Redshirted in 2018 - hit .298 in the summer with Great West League's Lincoln Potters -Defensive POTY at Roosevelt HS	Freshman	1 (0)	.000	0	0	0	0	0
			Career	1 (0)	.000	0	0	0	0	0



2019 UC Irvine Baseball Game Notes



Number Pitcher | Height/Weight—Year—Position—Hometown—Previous School—High School—Major

1 TRENTON DENHOLM | 5-11/190—So.—RHP—El Dorado Hills—Oak Ridge HS—Undeclared

Big West Pitcher of the Week April 16 - Wins vs. #3 TCU, SDSU, UCSB, CSUN - 2018 top ERA, All-CCBL team for Yarmouth-Dennis of Cape Cod League (25.2 IP, 0 ER, 36 K) - 26th Round draft pick of Boston in 2017

9 MICHAEL FRIAS | 6-0/182—RS-Fr.—RHP—Irvine—Servite HS—Undeclared

WCL Pitcher of the Week 2018 for Portland Pickles - All-County HS All-Star Game starter - All-Region as a senior

10 RYAN JOHNSTON | 5-10/165—RS-Jr.—RHP/OF—San Diego—Cathedral Catholic HS—Education Science

Two appearances in 2018 - last two summers with WCL Walla Walla Sweets 2.64 ERA in 32.1 IP - Registered wins vs. UCLA, Portland in 2017 - led team with 12 strikeouts looking in 2017 - three-time league champion in HS - played HS basketball

11 LOUIS RAYMOND | 6-2/200—Gr.—RHP—Dana Point—Cuesta College—Dana Hills HS—Masters of Finance

Majored as an undergrad in sociology - Shut down from injury in 2018 after seven starts - tossed first complete game vs. Gonzaga allowing 1 ER - All-Big West Second Team in 2017 - recorded 19.2 consec. innings without a BB - Conference POTY, Gold Glove winner at Cuesta College - 2 appearances as freshman at USF - league champion, league MVP in HS

12 KAZ AKAMATSU | 6-1/205—RS-So.—RHP—Huntington Beach—Edison HS—Business Economics

Did not see action in 2081 - Career high 3 IP vs. TCU, USD - L, 2.2 IP, 6 ER in 1st start at SDSU - made an appearance in each inning in 2017 (1st through 14th) - Edison HS Hall of Famer - never missed day of school - given name is Kazuki

13 TAYLOR RASHI | 6-4/216—RS-Sr.—RHP—Torrance—El Camino College—West Torrance HS—Psychology

CG in loss at LBSU, high 7 Ks vs. UC Riverside - Junior College All-American - set school single season record with 144 strikeouts - 2014 HS league champion - also played football as offensive and defensive lineman - certified as an EMT

14 MILES GLAZIER | 6-0/185—RS-Jr.—LHP—San Marino—San Marino HS—Political Science

Did not see action in 2018 - Began career with 14.1 scoreless innings - wins in 2016 vs. CSUB, UCD - has played summer ball with 2018 WCL champion Corvallis Knights and Arroyo Seco Sentinals in 2016 - two-time HS league MVP, All-CIF, all-league

16 ALONZO GARCIA | 6-3/220—RS-Sr.—RHP—Sylmar—San Fernando HS—Education Science

2018 All-Big West Academic All-Conference - redshirted after 2 outings in 2017 - career-high 8-IP at LBSU and vs. UCSB - career high 7 strikeouts vs. Maryland - two-time LA City Section Division I champion - Named Cal-Hi All-State as junior - Max-Preps All-American as sophomore - league MVP

21 JORDAN BOCKO | 5-11/190—Sr.—RHP—Laguna Niguel—Capistrano Valley HS—Political Science

2018 All-Big West Honorable Mention - active leader in games pitched (59) - 8 saves in 2018, ranks T11th all-time in program saves - Career high 7 IP, earned first career win at CSF last season - struck out career high 6 vs. Cal Poly - earned save in first career game in season opener at SJSU as a freshman - two-time league MVP in HS

22 EVAN MCMILLIN | 5-11/205—RS-Sr.—RHP—Camarillo—Oxnard College—Camarillo HS—Sociology

Debuted at No. 6 TCU (1 IP, H, 2 ER, BB) - 8 appearances in 2018, 3 of 2 IP - recorded first career win April 3 at USD - Two-time All-Conference at Oxnard College - played one year of baseball and three years of golf in high school

26 DARIUS GARCIA | 5-8/175—Fr.—LHP—Cerritos—Gahr HS—Undeclared

4-time league champion - 2018 CIF quarterfinalist - aspires to be mechanical engineer - member of Filipino & Korean clubs

30 ANDRE ANTONE | 6-5/235—RS-Fr.—INF/RHP—Laguna Niguel—Capo Valley Christian HS—Undeclared

Redshirted in 2018 - played summer ball in Northwoods League with Green Bay Bullfrogs - born in Scottsdale, Arizona

37 BRENDAN BROOKS | 6-1/175—So.—INF/RHP—Corona—Norco HS—Criminology, Law, & Society

Four outings in 2018 - high of 3 IP at UP, 0 ER at TCU - Chino Hills Tournament MVP - Darryl Kile All-Tournament Team

39 TANNER BRUBAKER | 6-5/220—Jr.—RHP—San Clemente—Saddleback College—Cal Baptist—San Clemente HS—History

28th Round Pick by Tampa Bay in 2018 MLB Draft - 13-3, 1.70 ERA, 96 Ks, 121.2 IP in 2018 at Saddleback College - 6 appearances at Cal Baptist in 2017 - National High School Invitational champion in 2015 - HS teammates of Andre Pallante

40 JOHN VERGARA | 6-0/190—Jr.—LHP—Los Angeles—Glendale CC—Marshall HS—Sociology

Redshirted in 2018 with injury - 21 games, 13 starts in 2016 & 2017 at Glendale - member of Conejo Oaks in 2018 summer

41 ANDRE PALLANTE | 6-0/203—Jr.—RHP—San Clemente—San Clemente HS—Economics

2018 All-American - D1Baseball.com Top 150 2019 College Prospects No. 49 overall, No. 25 pitcher - made 3 appearances for Team USA in summer - 12 Ks vs. Gonzaga - 2018 Big West Pitcher of the Week Feb. 26, Mar. 12 - Team high 6 W as freshman

42 BRETT GARCIA | 6-3/200—Fr.—RHP—La Mirada—Valley Christian HS—Political Science

22 wins, 2.01 ERA & .449, 7 HR, 100 RBI in HS - also played football (DL, P, WR, RB) and basketball (C) - Nat'l Honor Society

44 DYLAN RIDDLE | 5-11/200—RS-Jr.—LHP—San Clemente—San Clemente HS—Political Science

Played last two summers with WCL's Walla Sweets - Redshirted in 2017 season due to collarbone injury - longest outing of 1.2 IP Apr. 16 at LBSU in 2016 - 2 Ks May 27 vs. CSUN - league title, NHSL champion, all-league as HS senior

Year	Games (Starts)	W-L	ERA	IP	SV	BB	K
Freshman	15 (15)	4-8	4.72	74.1	-	25	48
<u>Sophomore</u>	<u>1 (1)</u>	<u>0-0</u>	<u>4.50</u>	<u>4.0</u>	<u>-</u>	<u>0</u>	<u>7</u>
Career	16 (16)	4-8	4.71	78.1	-	25	55
Freshman	1 (0)	0-0	2.08	4.1	-	1	5
Career	1 (0)	0-0	2.08	4.1	-	1	5
Freshman	19 (0)	2-3	5.64	30.1	-	14	25
Sophomore	2 (0)	0-0	12.27	3.2	-	2	2
<u>Junior</u>	<u>2 (0)</u>	<u>0-0</u>	<u>0.00</u>	<u>2.0</u>	<u>-</u>	<u>2</u>	<u>0</u>
Career	23 (0)	2-3	6.00	36.0	-	18	27
Cuesta	15 (14)	10-2	1.57	103.0	-	14	85
Sophomore	15 (15)	5-5	3.54	94.0	-	20	54
Junior	7 (7)	1-3	3.48	31.0	-	7	19
<u>Senior</u>	<u>22 (22)</u>	<u>6-8</u>	<u>3.53</u>	<u>125.0</u>	<u>-</u>	<u>27</u>	<u>73</u>
Career	22 (22)	6-8	3.53	125.0	-	27	73
Freshman	13 (1)	0-2	9.00	20.0	-	18	14
<u>Sophomore</u>	<u>1 (0)</u>	<u>0-0</u>	<u>0.00</u>	<u>1.0</u>	<u>-</u>	<u>2</u>	<u>1</u>
Career	14 (1)	0-2	8.57	21.0	-	20	15
El Camino CC	30 (28)	15-72.54	187.2	-	68	224	
Junior	20 (10)	3-4	2.97	63.2	1	26	47
<u>Senior</u>	<u>2 (0)</u>	<u>0-0</u>	<u>0.00</u>	<u>2.0</u>	<u>2</u>	<u>0</u>	<u>5</u>
Career	22 (10)	3-4	2.88	65.2	3	26	52
Freshman	26 (2)	2-0	3.95	27.1	-	15	21
Sophomore	21 (0)	0-0	6.94	23.1	-	15	12
<u>Junior</u>	<u>47 (2)</u>	<u>2-0</u>	<u>5.33</u>	<u>50.2</u>	<u>-</u>	<u>30</u>	<u>33</u>
Career	47 (2)	2-0	5.33	50.2	-	30	33
Freshman	22 (6)	3-1	3.88	46.1	-	12	31
Sophomore	17 (12)	5-5	4.11	70.0	-	19	51
Junior	15 (3)	1-0	4.81	24.1	-	11	18
<u>Senior</u>	<u>2 (1)</u>	<u>1-1</u>	<u>6.23</u>	<u>4.1</u>	<u>-</u>	<u>1</u>	<u>1</u>
Career	58 (22)	10-74.54	146.2	-	44	102	
Freshman	15 (1)	0-0	11.25	16.0	1	9	10
Sophomore	18 (12)	1-4	4.74	74.0	-	31	47
Junior	25 (0)	5-2	2.98	45.1	8	18	47
<u>Senior</u>	<u>1 (0)</u>	<u>1-0</u>	<u>0.00</u>	<u>2.0</u>	<u>-</u>	<u>0</u>	<u>3</u>
Career	59 (14)	7-6	4.85	137.1	9	58	107
Oxnard JC	30 (5)	5-4	2.73	82.1	4	37	69
Junior	8 (0)	1-1	6.97	10.1	-	7	6
<u>Senior</u>	<u>8 (0)</u>	<u>1-1</u>	<u>6.97</u>	<u>10.1</u>	<u>-</u>	<u>7</u>	<u>6</u>
Career	8 (0)	1-1	6.97	10.1	-	7	6
Freshman	1 (0)	0-0	9.00	1.0	-	0	2
Career	1 (0)	0-0	9.00	1.0	-	0	2
Freshman							
Career							
Freshman	4 (0)	0-0	14.29	5.2	-	3	6
<u>Sophomore</u>	<u>4 (0)</u>	<u>0-0</u>	<u>14.29</u>	<u>5.2</u>	<u>-</u>	<u>3</u>	<u>6</u>
Career	4 (0)	0-0	14.29	5.2	-	3	6
Saddleback	16 (16)	13-31.70	121.2	-	14	96	
Junior	1 (1)	0-0	1.59	5.2	-	1	6
Career	1 (1)	0-0	1.59	5.2	-	1	6
Glendale CC	21 (13)	5-1	3.68	63.2	-	47	51
Junior	1 (0)	0-0	0.00	2.0	-	3	2
Career	1 (0)	0-0	0.00	2.0	-	3	2
Freshman	25 (3)	6-4	4.53	47.2	2	32	56
Sophomore	15 (15)	10-1	1.60	101.1	-	30	115
<u>Junior</u>	<u>1 (1)</u>	<u>0-1</u>	<u>3.86</u>	<u>4.2</u>	<u>-</u>	<u>0</u>	<u>6</u>
Career	41 (19)	16-6	2.58	153.2	2	62	180
Freshman							
Career							
Freshman	17 (0)	0-0	2.38	11.1	-	7	11
Sophomore	18 (0)	0-0	2.25	12.0	-	6	10
<u>Junior</u>	<u>2 (0)</u>	<u>0-0</u>	<u>22.50</u>	<u>2.0</u>	<u>-</u>	<u>2</u>	<u>4</u>
Career	37 (0)	0-0	3.91	25.1	-	15	25



STREAKS AND TRENDS

Hitting Notes										Multiple-Hit Games				Hitting Streaks			
Player	2-hit	3-hit	4-hit	5-hit+	Total	2-2B	3-2B	2-3B	2-HR	Current	Home	Road	Longest	Current	Home	Road	Longest
2 Lee	-	-	-	-	-	-	-	-	-	-	-	-	2	-	-	-	2
5 Ireland	-	-	-	-	-	-	-	-	-	-	-	-	1	-	-	-	1
7 Filia	-	-	-	-	-	-	-	-	-	-	1	-	6	-	-	-	6
8 Jensen	-	-	-	-	-	-	-	-	-	-	1	-	2	-	-	-	2
10 Johnston	-	-	-	-	-	-	-	-	-	-	-	2	7	-	-	-	7
15 Peabody	-	-	-	-	-	-	-	-	-	-	-	-	2	-	-	-	2
18 Park	-	-	-	-	-	-	-	-	-	-	-	-	-	-	-	-	-
20 Reitano	-	-	-	-	-	-	-	-	-	-	-	-	4	-	-	-	4
23 Lewis	2	1	-	-	3	-	-	-	-	4	-	4	4	-	-	4	4
24 Castro	-	-	-	-	-	-	-	-	-	1	-	1	4	-	-	1	4
25 Church	-	-	-	-	-	-	-	-	-	-	-	-	-	-	-	-	-
27 Koss	-	1	-	-	1	-	-	-	-	-	-	-	11	-	-	-	11
28 Palmer	1	-	-	-	1	-	-	-	-	2	1	2	6	-	1	2	6
30 Antone	1	-	-	-	1	-	-	-	-	-	1	-	1	-	-	-	1
31 Mazur	-	-	-	-	-	-	-	-	-	-	-	-	2	-	-	-	2
35 Zickefoose	-	-	-	-	-	-	-	-	-	1	1	1	7	-	1	1	7
36 Damla	-	-	-	-	-	-	-	-	-	4	-	3	7	-	-	3	7
37 Brooks	-	1	-	-	1	-	-	-	1	-	3	-	6	-	-	-	6
38 Pacheco	-	-	-	-	-	-	-	-	-	-	-	-	-	-	-	-	-
2019	4	3	-	-	7	-	-	-	1								

Quality Stats										Multiple-Run Games				Run / On-Base Streaks			
Player	2-RBI	3-RBI	4-RBI	5-RBI+	Total	2-run	3-run	2-BB	3-BB	RBI Longest	Run Longest	On-Base	Longest	RBI Longest	Run Longest	On-Base	Longest
2 Lee	-	-	-	-	-	-	-	-	-	-	1	-	4	-	1	-	4
5 Ireland	-	-	-	-	-	-	-	-	-	-	-	-	1	-	1	-	1
7 Filia	-	-	-	-	-	-	-	-	-	-	1	1	10	-	1	1	10
8 Jensen	-	-	-	-	-	2	-	1	-	-	1	-	3	-	1	-	3
10 Johnston	-	-	-	-	-	-	-	-	-	-	2	-	8	-	2	-	8
15 Peabody	-	-	-	-	-	1	-	1	-	-	1	-	5	-	3	-	5
18 Park	-	-	-	-	-	-	-	-	-	-	-	-	-	-	-	-	-
20 Reitano	-	-	-	-	-	1	-	-	-	-	2	-	9	-	4	-	9
23 Lewis	2	-	-	1	3	2	-	-	-	1	2	1	4	-	2	2	4
24 Castro	-	-	-	-	-	-	-	-	-	-	2	1	7	-	1	2	7
25 Church	-	-	-	-	-	-	-	-	-	-	-	-	-	-	-	-	-
27 Koss	1	-	-	-	1	1	-	2	-	-	3	3	11	-	3	3	11
28 Palmer	1	-	-	-	1	-	1	2	-	-	5	2	12	-	2	5	12
30 Antone	-	1	-	-	1	1	-	1	-	1	1	2	4	-	2	2	4
31 Mazur	-	-	-	-	-	-	-	-	-	-	1	-	3	-	1	-	3
35 Zickefoose	-	-	-	-	-	-	-	-	-	-	3	1	14	-	1	6	14
36 Damla	-	-	-	-	-	-	-	-	-	-	2	1	13	-	1	3	13
37 Brooks	-	-	1	-	1	1	-	-	-	-	5	-	15	-	-	3	15
38 Pacheco	-	-	-	-	-	-	-	-	-	-	-	-	-	-	-	-	-
2019	4	1	1	1	7	9	1	7	-								

Pitching Notes								Notable Pitching Numbers				Pitching Streaks			
Player	Quality	Pitches	K High	0-BB	UE	Holds	IR-IRS	Shutout	Longest	Longest Outing	Shortest Outing	Shutout	Longest	Longest Outing	Shortest Outing
1 Denholm	-	77 (2/24)	7 (2/17)	1	-	-	-	8.2	11.0	7 (x3)	2 (2018)	-	-	-	-
9 Frias	-	59 (2/16)	5 (2/16)	1	-	-	1-1	-	2.1	4.1 (2/16)	0.2 (2/24)	-	-	-	-
10 Johnston	-	17 (2/24)	1 (2/24)	1	-	-	4-3	4.1	5.0	1.1 (2/19)	0.1 (2/24)	-	-	-	-
11 Raymond	-	-	-	-	-	-	-	0.1	10.2	9 (2/24)	2 (x2)	-	-	-	-
12 Akamatsu	-	28 (2/19)	1 (2/19)	-	-	-	-	1.1	3	1 (2/19)	-	-	-	-	-
13 Rashi	-	22 (2/22)	3 (x2)	3	-	1	2-0	10.1	10.1	8 (2018)	1 (as starter 5/5)	-	-	-	-
14 Glazier	-	-	-	-	-	-	-	-	4.2	2.2 (2017)	2 pitches (2017)	-	-	-	-
16 A. Garcia	-	40 (2/19)	1 (x2)	2	-	-	-	2.1	8.2	2.1 (2/16)	1 (2/22)	-	-	-	-
21 Bocko	-	55 (2/22)	4 (2/22)	2	1	-	3-2	7.0	9.1	2.1 (2/22)	2.0 (2/17)	-	-	-	-
22 McMillin	-	-	-	-	-	-	-	0.1	5.0	2 (x2)	0.2 (x2)	-	-	-	-
25 Church	-	-	-	-	-	-	-	-	-	-	-	-	-	-	-
26 D. Garcia	-	18 (2/19)	2 (2/19)	1	-	-	-	1.1	1.1	1 (x2)	-	-	-	-	-
30 Antone	-	-	-	-	-	-	-	-	-	-	-	-	-	-	-
37 Brooks	-	-	-	-	-	-	-	0.2	4	3 (3/11)	0.2 (3/19)	-	-	-	-
39 Brubaker	1	98 (2/16)	6 (2/16)	-	-	-	-	11.1	11.1	7 (2/23)	5.2 (2/16)	-	-	-	-
40 Vergara	-	34 (2/19)	2 (2/19)	1	-	-	-	3.0	3.0	2 (2/19)	1 (2/23)	-	-	-	-
41 Pallante	-	88 (2/22)	9 (2/22)	1	7	-	-	-	15.0	8+ (2018)	4.1 (2/22)	-	-	-	-
42 B. Garcia	-	-	-	-	-	-	-	-	-	-	-	-	-	-	-
44 Riddle	-	25 (2/19)	2 (x2)	2	1	1	3-0	2.0	6.0	2 (2/24)	1 pitch (2018)	-	-	-	-
TEAM	-	104 (2/23)	179 (2/22)	17 (2/22)	15	9	2	3.2	23			-	-	-	-

Pitching Numbers	Games	W-L	Innings	ERA	H	R	ER	BB	K
Starters	6 starts	2-1	30.2	2.93	23	16	10	11	35
Midweek Starters	1 start	0-1	2.0	13.50	3	3	3	1	1
Bullpen	21 appearances	3-0	29.1	3.38	24	13	11	14	32

Walkoff History

Active Players with walkoffs

Koss (SF) 5/5/18 vs. Oregon, 10-9 (11)
Filia (1B) 5/20/18 vs. UCR, 4-3

By Type	Total	Last Occurrence
Single	43	May 20, 2018
Sacrifice Fly	9	May 5, 2018
HR	6	March 22, 2015
Pinch-hitter	6	March 19, 2016
Walk	6	March 19, 2016
Double	4	April 28, 2013
FC	3	April 26, 2013
Error	2	March 26, 1977
Triple	2	February 11, 1984
Balk	1	April 18, 2015
Wild Pitch	1	March 12, 1971

By Inning	Total	Last Occurrence
7th - 9th	41	May 20, 2018
Extras	36	May 5, 2018
Latest	15th	May 2, 2006

By Month	Total	Last Occurrence
February	11	February 27, 2016
March	24	March 19, 2016
April	26	April 1, 2017
May	13	May 20, 2018
June	4	June 5, 2011

By Coach	Coach
29	2008-18 Mike Gillespie
18	1981-92 Mike Gerakos
9	70-74 & 05-07 Adams & Serrano
5	2002-04 John Savage
4	1977-78 Eddie Allen
2	75-76 & 79-80 Spence & Hertz

By Player	Players
3	Casey Stevenson, Bryan Petersen
2	Koss, Brantsema, Sparks, Bell, Orloff, Linton, Gallego, Bardens, Washington, R. Spence

By Opponent	Schools
8	Long Beach State
6	UC Riverside
4	UC Santa Barbara
3	Cal, CSF, UC Davis, UCLA, UNLV, USD
2	ASU, CP, CSLA, CSUB, CSUN, LMU, USC, USIU
0	Hawai'i, SDSU
22 (17)	vs. Big West (since '02)
25	vs. non-conf. since '02

Total Walkoffs (Since 1970):	81
vs. Ranked Teams:	7
Highest Ranked:	No. 3 Arizona State
Most in one season:	5 (2009, 2013)
Longest drought:	79 games (4/1/17-5/5/18)
Consecutive walkoffs:	June 18-19, 2007 April 8-9, 1988

Neutral site walkoffs:	4
Multi-run walkoffs:	6
As part of a doubleheader:	9



The Last Time UC Irvine...

Scored 15+ runs..... March 4, 2018 - 15 runs at No. 3 TCU
Scored 20+ runs..... February 27, 2011 - 20 runs vs. Grambling State
Scored in every inning March 28, 1989 vs. Cal Poly Pomona
Scored 10 runs in an inning May 23, 2017 vs. UCLA (4th inning)
Scored 10 runs in an inning at home May 23, 2017 vs. UCLA (4th inning)
Scored 11 runs in an inning May 14, 2008 at LMU (8th inning)
Was shutout May 1, 2018 vs. No. 7 UCLA (12-0)
Was shutout in consecutive games March 26-27, 2011 at Gonzaga (3-0, 3-0)

Reached the 11th inning April 29, 2018 - 11 innings vs. CSF (L, 6-7)
Reached the 15th inning May 2, 2006 - 15 innings vs. UNLV (W, 3-2)
Played an 8-inning game..... February 25, 2017 - 8 innings vs. Tennessee (L, 10-9)
Finished in a tie February 11, 2007 - 15-15 at Loyola Marymount

Recorded 15+ hits..... April 13, 2018 - 17 hits vs. UC Santa Barbara
Recorded 19+ hits..... May 19, 2017 - 19 hits at UC Riverside
Recorded 20+ hits..... April 20, 2013 - 22 hits at Pacific
Recorded 10+ extra-base hits..... April 25, 2016 - 11 vs. UNLV
Was 2-hit..... May 19, 2018 - (L, 7-1) vs. UC Riverside (Toplikar-Compton)
Was 1-hit..... March 4, 2005 - (W (10), 1-0) vs. Dallas Baptist (Sutherland)
Was no-hit..... March 29, 1980 - (L (7), 3-1) at UC Santa Barbara (Nowlin)

Struck out 15+ times..... April 29, 2018 - 15 vs. Cal State Fullerton
Walked 10+ times..... March 10, 2018 - 12 at Portland (Game 2)
Hit 3+ HRs..... February 22, 2019 - 3 at Rice
Hit 4+ HRs..... May 9, 2010 - 4 at Cal Poly
Hit 4+ HRs at home March 5, 2010 - 4 vs. Saint Mary's
Hit 5+ HRs..... May 1, 2004 - 5 at CSUN
Stole 5+ bases..... March 14, 2017 - 5 at UCLA
Committed 5+ errors June 18, 2007 - 6 vs. Cal State Fullerton (CWS)
Left 16+ runners on base Mar. 25, 2018 - 16 at SIU | Apr. 14, 2018 - 16 vs. UCSB
Left 17+ runners on base February 27, 2016 - 21 vs. Nevada
Grounded into 4+ double plays..... May 27, 2017 - 4 vs. UC Davis
Grounded into 5+ double plays..... April 7, 1984 - 5 at Pepperdine
Had 5+ batters hit by a pitch May 5, 2018 - 7 vs. Oregon

Was ranked in the regular season May 17, 2014 - ranked No. 22
Beat a ranked team..... April 17, 2018 - def. No. 13 UCLA 8-1
Won on a walkoff..... May 20, 2018 - def. UC Riverside 4-3 (Filia RBI single in 9th)

Struck out 15+ batters February 24, 2019 - 17 at Rice
Did not strike out a batter..... May 21, 2017 - 0 at UC Riverside
Walked 10+ batters May 9, 2017 - 11 vs. San Diego

Allowed 15+ runs March 12, 2017 - 16 runs vs. TCU
Allowed 17+ runs at home April 7, 2002 - 17 runs vs. UC Santa Barbara
Allowed 20+ runs June 9, 2008 - 21 runs at LSU
Allowed 9+ runs in an inning..... April 20, 2013 - 9 runs at Pacific (4th inning)
Allowed 10+ runs in an inning..... April 2, 2002 - 10 runs at USC (7th inning)
Shutout an opponent February 23, 2019 - at Rice (7-0)
Threw consecutive shutouts..... March 21-22, 2014 vs. Grand Canyon (2-0, 4-0)

Threw a 2-hitter April 17, 2016 vs. Long Beach State (Garcia, Faucher)
Threw a 1-hitter May 18, 2012 vs. Bakersfield (Andrew Thurman, 7-0)
Threw a no-hitter April 20, 2012 vs. Long Beach State (Andrew Thurman, 4-0)
Allowed 18+ hits March 15, 2014 - 19 at Nebraska (Game 1)

Induced 4+ double plays April 3, 2016 - 4 at Hawai'i
Turned a triple play..... March 29, 2005 - 6th inning at UNLV (Martinez-Lundahl)
Allowed 3+ HRs..... April 11, 2017 - 3 at San Diego State
Allowed 4+ HRs..... February 21, 2015 - 4 at Cal (Game 1)
Allowed 5+ HRs..... May 23, 2009 - 6 at UC Santa Barbara
Allowed 3+ HRs at home May 22, 2010 - 3 vs. UC Riverside
Hit 3+ batters April 22, 2018 - 4 at CSUN

Played a game under 1:50 March 27, 2015 - 1:49 vs. Hawai'i (W, 2-0)
Played a game under 2 hours May 7, 2017 - 1:55 vs. CSUN (L, 2-1)
Played a game over 4 hours..... May 5, 2018 - 4:40 vs. Oregon (11 innings)
Played a game over 4:30 May 5, 2018 - 4:40 vs. Oregon (11 innings)
Played a game over 4:30 at home May 5, 2018 - 4:40 vs. Oregon (11 innings)
Played a game over 5 hours..... April 29, 2017 - 5:04 at Cal State Fullerton (14 innings)
Played past midnight April 29, 2017 at CSF (7:03 PM game ended at 12:07 AM)

Was rained out at home February 15, 2019 vs. Washington
Had a game cut short by rain April 5, 1975 vs. San Diego (L, 5-4 - 1 out Top 7)
Swept a doubleheader March 7, 2015 at UTSA (10-5, 9-3)
Was swept in a doubleheader..... February 25, 2017 (14-6 at USD, 10-9 (8) vs. Tenn.)

The Last Time An Anteater...

Had a 5-hit game May 27, 2017 - Keston Hiura vs. UC Davis
Had a 6-hit game April 17, 2011 - Drew Hillman at Pacific

Had 3+ doubles in a game April 25, 2016 - Mitchell Holland (3) vs. UNLV
Had multiple triples in a game March 9, 2014 - Connor Spencer (2) vs. Gonzaga

Had a 5-RBI game April 30, 2017 - Ryan Fitzpatrick (5) at Cal State Fullerton
Had a 6-RBI game March 2, 2012 - Jordan Fox (6) vs. Lamar
Had a 7-RBI game May 9, 2010 - Jeff Cusick & Francis Larson (7) at Cal Poly
Had an 8-RBI game April 16, 1983 - Mike Rupp (8) vs. Pepperdine

Scored 4+ runs..... April 20, 2013 - Dominique Taylor (4) at Pacific
Scored 5+ runs..... April 24, 2007 - Taylor Holiday (5) vs. LMU

Hit for the Cycle..... Never
Had a 2-HR game February 22, 2019 - Brendan Brooks at Rice
Had a 3-HR game April 20, 1986 - Gene Roumimper at UNLV
Hit a Grand Slam April 22, 2018 - Cole Kreuter at CSUN
Hit an Inside-the-Park HR..... May 28, 2016 - Adam Alcantara vs. CSUN
Hit back-to-back HRs..... March 25, 2014 - Spencer/Sparks (5th inning vs. Bakersfield)
Hit HRs in consecutive at-bats February 22, 2019 - Brendan Brooks at Rice
Hit a pinch-hit HR May 5, 2015 - Grant Palmer (10th inning) at USC

Struck out 4 times in a game..... May 26, 2018 - Brendan Brooks (4) at UC Davis
Struck out 5 times in a game May 2, 2006 - Tyler Vaughn (5) vs. UNLV
Walked 4+ times in a game..... April 17, 2017 - Evan Cassoloto (4) vs. USC
Drew 3+ HBP in a game..... May 22, 2009 - Eric Deragisch (3) at UC Santa Barbara
Laid down 3+ sac bunts April 6, 2012 - Taylor Sparks (3) at Cal Poly

Hit multiple sac flies..... March 11, 2018 - Jake Palmer (2) at Portland
Grounded into 3+ double plays May 27, 2017 - Parker Coss (4) vs. UC Davis
Stole 3+ bases..... February 18, 2012 - Tommy Reyes (3) vs. Southern
Stole 4+ bases..... March 22, 2008 - Ollie Linton (4) vs. Northern Colorado
Straight stole home May 21, 2015 - Cole Kreuter at CSUN
Committed 3+ errors..... February 21, 2014 - Taylor Sparks (4) vs. Wright State

Struck out 12+ batters February 23, 2018 - Andre Pallante (12) vs. Gonzaga
Struck out 13+ batters May 29, 2009 - Daniel Bibona (14) vs. Fresno State
Struck out 15+ batters April 21, 2006 - Justin Cassel (15) vs. UC Santa Barbara

Threw a complete game April 7, 2018 - Taylor Rashi at Long Beach State
Threw a CG shutout June 7, 2014 - Andrew Morales at Oklahoma State
Threw consec. CG shutouts..... March 21 & 28, 2014 - Andrew Morales vs. GCU, UCR
Threw 9+ innings April 18, 2015 - Matt Esparza (9.1) vs. UC Davis (ND)
Threw 10+ innings April 9, 1988 - Craig Brink (11+) vs. UC Santa Barbara
Weekend starter didn't last an inning May 5, 2018 - Taylor Rashi (1.0) vs. Oregon
Allowed 10+ hits May 12, 2018 - Trenton Denholm (10) at Cal Poly
Threw 100+ pitches..... May 24, 2018 - Andre Pallante (106) at UC Davis
Threw 120+ pitches..... April 29, 2017 - Louis Raymond (125) at Cal State Fullerton
Earned a 4+ out save May 24, 2018 - Jordan Bocko (2.0 IP) at UC Davis
Earned a 3-inning save April 9, 2018 - Jordan Bocko (3.2 IP) at Long Beach State

Caught 3+ runners stealing..... May 29, 2011 - Ronnie Shaeffer (3) vs. Long Beach State
Recorded 9+ assists in a game February 14, 2014 - Chris Rabago (9) vs. Fresno State
Recorded 10+ assists in a game April 2, 1983 - Adam Ging (10) at UC Santa Barbara
Recorded 16+ putouts in a game May 9, 2017 - Alex Guenette (16) vs. San Diego
Recorded 8+ putouts as an OF May 24, 2018 - Konnor Zickefoose (8) at UC Davis



2019 UC IRVINE BASEBALL ROSTER

No.	Name	Position	B/T	Ht.	Wt.	Class	Hometown	Previous School	Major
1	Trenton Denholm	RHP	R/R	5-11	190	So.	El Dorado Hills	Oak Ridge HS	Undeclared
2	Dailin Lee	OF	L/L	5-7	207	Jr.	Santa Ana	Tustin HS	Criminology, Law & Society
4	Jake Cosgrove	INF	R/R	5-8	170	So.	Brentwood	Seattle University	Sociology
5	Sam Ireland	INF	R/R	6-0	165	Fr.	Mission Viejo	Tesoro HS	Psychology & Social Behavior
7	Mikey Filia	OF	R/R	5-9	180	RS-Jr.	Irvine	Irvine HS	Sociology
8	John Jensen	INF/OF	L/R	6-1	200	Jr.	Santa Barbara	Santa Barbara CC	Sociology
9	Michael Frias	RHP	R/R	6-0	182	RS-Fr.	Irvine	Servite HS	Undeclared
10	Ryan Johnston	OF/RHP	R/R	5-10	165	RS-Jr.	San Diego	Cathedral Catholic HS	Education Science
11	Louis Raymond	RHP	R/R	6-2	195	Grad.	Dana Point	Cuesta College	Sociology / Master's of Finance
12	Kaz Akamatsu	RHP	R/R	6-1	205	RS-So.	Huntington Beach	Edison HS	Business Economics
13	Taylor Rashi	RHP	R/R	6-4	216	Sr.	Torrance	El Camino College	Sociology
14	Miles Glazier	LHP	L/L	6-0	185	RS-Jr.	San Marino	San Marino HS	Political Science
15	Mike Peabody	OF	L/R	6-4	192	So.	Tustin	Mater Dei HS	Undeclared
16	Alonzo Garcia	RHP	R/R	6-3	220	RS-Sr.	Sylmar	San Fernando HS	Education Science
18	Jae Woo Park	INF	L/R	6-1	180	Fr.	Fullerton	Sunny Hills HS	Undeclared
20	Matt Reitano	C	R/R	6-0	220	Sr.	San Diego	Mira Mesa HS	Exercise Science
21	Jordan Bocko	RHP	R/R	5-11	190	Sr.	Laguna Niguel	Capistrano Valley HS	Political Science
22	Evan McMillin	RHP	R/R	5-11	205	Sr.	Camarillo	Oxnard College	Sociology
23	Brandon Lewis	INF	R/R	6-3	215	Jr.	Porter Ranch	L.A. Pierce College	Criminology, Law, & Society
24	Jacob Castro	C	L/R	6-0	200	So.	Oxnard	Rio Mesa HS	Undeclared
25	Nathan Church	OF/LHP	L/L	5-11	180	Fr.	Lake Forest	El Toro HS	Undeclared
26	Darius Garcia	LHP	L/L	5-8	175	Fr.	Cerritos	Gahr HS	Undeclared
27	Christian Koss	INF	R/R	6-2	185	Jr.	Riverside	JW North HS	Education Science
28	Jake Palmer	OF	L/L	5-10	183	So.	El Segundo	El Segundo HS	Education Science
30	Andre Antone	INF/RHP	R/R	6-5	235	RS-Fr.	Laguna Niguel	Capistrano Valley Christian HS	Undeclared
31	Griffin Mazur	C	R/R	5-11	180	RS-Jr.	Moorpark	Moorpark HS	Criminology, Law & Society
35	Konnor Zickefoose	INF	L/R	6-2	211	RS-Jr.	Chino Hills	Chapman University	Sociology
36	Adrian Damla	INF	L/L	6-0	195	Jr.	La Crescenta	Crescenta Valley HS	Education Science
37	Brendan Brooks	INF/RHP	R/R	6-1	175	So.	Corona	Norco HS	Criminology, Law & Society
38	Johnny Pacheco	C	R/R	5-9	173	RS-Fr.	Eastvale	Roosevelt HS	Undeclared
39	Tanner Brubaker	RHP	R/R	6-5	220	Jr.	San Clemente	Saddleback JC	History
40	John Vergara	LHP	R/L	6-0	190	RS-Jr.	Los Angeles	Glendale CC	Sociology
41	Andre Pallante	RHP	R/R	6-0	203	Jr.	San Clemente	San Clemente HS	Economics
42	Brett Garcia	RHP	R/R	6-3	200	Fr.	La Mirada	Valley Christian HS	Political Science
44	Dylan Riddle	LHP	L/L	5-11	200	RS-Jr.	San Clemente	San Clemente HS	Political Science

Head Coach:	6	Ben Orloff	(6th season, UC Irvine, 2009)
Associate Head Coach:	17	J.T. Bloodworth	(1st season, Dallas Baptist, 2009)
Assistant Coach:	3	Daniel Bibona	(7th season, UC Irvine, 2010)
Assistant Coach:	55	Cory Vanderhook	(1st season, Cal State Fullerton, 2017)
Director of Operations:		Bryce Stowell	(4th season, UC Irvine, 2014)
Graduate Assistant:		Jerry McClanahan	(2nd season)
Student Manager:		Steven Bibona	

BY CLASS		BY HOMETOWN		BY POSITION		BY SKILL / STANCE	
Seniors	6	Orange County	14	Pitchers	19	LH Pitchers	5
Juniors	14	Los Angeles/Ventura County	14	Catchers	4	RH Pitchers	14
Sophomores	7	Riverside/San Bernardino Cty	4	Infielders	10	LH Position Players	4
Freshmen	8	San Diego County	2	Outfielders	7	RH Position Players	17
Graduate Students	1	Northern California	2			LH Hitters	9
4-Year Transfers	2					RH Hitters	11
JC Transfers	7					Switch Hitters	0

1 Trenton DenholmDENN-home	16 Alonzo Garciagarr-SEE-uh	35 Konnor Zickefoose ZICK-uh-foose	6 HC Ben Orloff..... OR-loff
2 Dailin LeeDAY-linn	18 Jae Woo Park..... JAY WOO PARK	36 Adrian Damla..... DOM-luh	3 AC Daniel Bibona..... buh-BO-nah
4 Jake Cosgrove.....CAUSE-grove	20 Matt Reitano ruh-TAWN-oh	38 Johnny Pacheco puh-CHECK-oh	DOBO Bryce StowellSTOLE
7 Mikey Filia fuh-LEE-uh	21 Jordan Bocko BOCK-oh	39 Tanner Brubaker..... BREW-bake-err	GA Jerry McClanahan mc-LANN-uh-han
9 Michael FriasFREE-iss	26 Darius Garcia see #16	40 John Vergara..... vurr-GARR-uh	SID Alex Croteau..... AL-ex CROH-toh
12 Kaz Akamatsu aw-kuh-MOTT-su	27 Christian Koss COSS	41 Andre Pallante.....pull-ONN-tay	PBP Mark RobertsMARK ROB-urtz
13 Taylor Rashi RAW-shee	30 Andre Antone ...ON-dray ANN-tone	42 Brett Garcia see #26	Color Tim BecwarTIMM BECK-wahr
14 Miles Glazier.....GLAY-zurr	31 Griffin Mazur MAY-zurr		



2019 UC Irvine Baseball Game Notes



1 | Soph. RHP
Trenton Denholm
El Dorado Hills




2 | Junior OF
Dailin Lee
Tustin



4 | Soph. INF
Jake Cosgrove
Brentwood



5 | Freshman INF
Sam Ireland
Mission Viejo



7 | RS-Junior OF
Mikey Filia
Irvine



8 | Junior INF/OF
John Jensen
Santa Barbara



9 | RS-Fr. RHP
Michael Frias
Irvine



10 | RS-Jr. RHP/OF
Ryan Johnston
San Diego



11 | Grad. RHP
Louis Raymond
Dana Point



12 | RS-Soph. RHP
Kaz Akamatsu
Huntington Beach



13 | Senior RHP
Taylor Rashi
Torrance



14 | RS-Junior LHP
Miles Glazier
San Marino



15 | Soph. OF
Mike Peabody
Tustin



16 | RS-Sr. RHP
Alonzo Garcia
Sylmar



18 | Freshman INF
Jae Woo Park
Fullerton



20 | Senior C
Matt Reitano
San Diego



21 | Senior RHP
Jordan Bocko
Laguna Niguel



22 | Senior RHP
Evan McMillin
Camarillo



23 | Junior INF
Brandon Lewis
Porter Ranch



24 | Soph. C
Jacob Castro
Oxnard



25 | Fresh. UTL
Nathan Church
Lake Forest



26 | Fresh. LHP
Darius Garcia
Cerritos



27 | Junior INF
Christian Koss
Riverside



28 | Soph. OF
Jake Palmer
El Segundo



30 | RS-Fr. UTL
Andre Antone
Laguna Niguel



31 | RS-Junior C
Griffin Mazur
Moorpark



35 | RS-Junior UTL
Konnor Zickefoose
Chino Hills



36 | Junior UTL
Adrian Damla
La Crescenta



37 | Soph. UTL
Brendan Brooks
Corona



38 | RS-Fr. C
Johnny Pacheco
Eastvale



39 | Junior RHP
Tanner Brubaker
San Clemente



40 | RS-Junior LHP
John Vergara
Los Angeles



41 | Junior RHP
Andre Pallante
San Clemente



42 | Fresh. RHP
Brett Garcia
La Mirada



44 | RS-Junior LHP
Dylan Riddle
San Clemente



Head Coach
Ben Orloff

6th season at UCI
1st as head coach



Assistant Coach
J.T. Bloodworth

1st season



Assistant Coach
Daniel Bibona

7th season



Volunteer Assistant Coach
Cory Vanderhook

1st season



BEN ORLOFF

HEAD COACH, FIRST SEASON

BASEBALL TIMELINE

2006-09	UC Irvine Shortstop 241 games, .320, 281 hits, 178 runs, 62 SB, 86 sac
2007	Set NCAA record for sac bunts (34)
2008	19th Round draft pick (Rockies)
2009	Brooks Wallace Award Winner All-American Big West Field Player of the Year 9th Round draft pick (Astros)
2009-13	Houston Astros organization
2013	Team Israel World Baseball Classic
2013-18	UC Irvine Asst. / Assoc. Head Coach
2019-	UC Irvine Head Coach

Orloff joined the Anteater coaching staff in 2013 as an assistant coach under legendary skipper Mike Gillespie bringing a dearth of offensive experience and as an infielder. Orloff also served as the third base coach in addition to his efforts on the recruiting trail. He later earned the role of associate head coach before becoming the head coach of the Anteaters ahead of the 2019 season.

Spearheading the Anteater recruiting efforts, Orloff played at UCI from 2006-09 and became the program's first Big West Player of the Year. Orloff won the 2009 Brooks Wallace Award as the nation's top shortstop, and was the first Anteater player to win an American Baseball Coaches Association Gold Glove award. A three-time All-American, Orloff also was named to two NCAA Tournament teams and made four postseason appearances.

Recognized for his defensive talents, Orloff also evolved into a potent offensive threat, ending his collegiate career with a lifetime .320 batting average. Orloff is UCI's all-time hit leader with 281 and owns the top mark in runs scored with 178. He leads all players with 241 games played and 877 at-bats. With 62 stolen bases, he is second in the UCI career annals and also dots the single-season records in multiple categories. Orloff led the nation two consecutive years in sacrifice hits and holds the NCAA single-season mark of 34 set in 2007 and in a career with 86 before being drafted in the ninth round by the Houston Astros and climbing as high as Double-A Corpus Christi.

J.T. BLOODWORTH

ASSISTANT COACH, FIRST SEASON



J.T. Bloodworth joins the Anteater coaching staff for the 2019 baseball season as an assistant coach. He spent six seasons at UC San Diego as an assistant coach and recruiting coordinator rising up after joining the staff as a volunteer in September of 2012. In addition to overseeing the recruiting operations, Bloodworth was the hitting instructor, worked with the infielders, and also coached third base.

From 2009 through 2011, Bloodworth was at New Mexico State University, where he assisted with recruiting and served as the defensive coach alongside Head Coach Rocky Ward and Hall of Famer Gary Ward. In his first season in Las Cruces, N.M., in 2009, Bloodworth had an immediate impact on the Aggie defense, which broke two school records with 701 assists and 69 double plays (ranked seventh nationally). NMSU also matched the program standard for fielding percentage at .968, committing only 76 errors, a dramatic improvement over a .942 clip and 138 errors the season before. The Aggies won 44 games in 2009, which was another school record.

Bloodworth started his collegiate playing career in 2004 for Andy Lopez at the University of Arizona. After transferring to Dallas Baptist University, he played under Eric Newman (2006, 2007), and Dan Heefner (2008). Bloodworth was named to the 2007 NCAA Division I All-Independent Team, and in 2008, helped DBU to a 37-19 record and a first-ever NCAA Regional berth.

Bloodworth graduated from Dallas Baptist in the spring of 2009 with a sport management degree. In 2010, he received his Master of Arts in sport management. He is also a graduate of Lake Highlands High School in Dallas, Texas.

DANIEL BIBONA

ASSISTANT COACH, SEVENTH SEASON



In 2014 the pitching staff set a school record by posting a program-best 2.76 team ERA, surpassing the previous mark of 2.95 (2011) and becoming just the second Anteater team to log an earned run average below 3.00. The Anteaters also pitched in a program-best 591 innings and posted 27 saves, eclipsing the previous high of 20, recorded in 2009 and 2006.

Bibona mentored Andrew Morales and Sam Moore to multiple All-America honors with the former winning the Senior CLASS Award, the same honor that Bibona captured in 2010. Moore, who struggled on the mound in 2013, became the NCAA, Big West and UCI single-season leader in saves with 23 in 2014. Moore was voted the Gregg Olsen Award, honoring the "Breakout Player of the Year".

Bibona played from 2007-10 and was the first Anteater to be named Big West Pitcher of the Year back-to-back seasons. The southpaw collected five All-America honors and also was a two-time all-conference first-team selection. Bibona helped the Anteaters to four NCAA Tournament berths and was voted to two NCAA Regional All-Tournament teams. He was named a USA Baseball Golden Spikes Award semifinalist and holds the career record in strikeouts. Bibona also won the prestigious Lowe's Senior CLASS Award for displaying excellence in four areas; community service, the classroom, character and competition. Bibona, who received a degree in sociology, was then drafted in the eighth round by the St. Louis Cardinals and pitched for the Quad City River Bandits.

CORY VANDERHOOK

VOLUNTEER ASSISTANT COACH, FIRST SEASON



Vanderhook, the nephew of Cal State Fullerton head coach Rick Vanderhook, comes to the Anteaters for the 2019 season after a year as an assistant at Abilene Christian University in 2018 where he tackled the pitching staff.

Prior to his Texas stop, he spent 2015-17 with the Cal State Fullerton Titans as the Director of Operations under his uncle helping that program to a pair of College World Series appearances, and landed at CSF after four seasons as an assistant coach and recruiting coordinator at Golden West College from 2009-12.

Vanderhook's coaching acumen stems from his versatile collegiate days as a catcher and pitcher between the Cal State Fullerton and South Carolina programs which led to his signing with the Chicago Cubs and later the Baltimore Orioles organizations. He was also drafted in 2003, 42nd round pick of the Los Angeles Dodgers, and originally in the 25th round by the Seattle Mariners of the 2002 draft following his senior year at Edison High School in Huntington Beach.



BRYCE STOWELL

DIRECTOR OF OPERATIONS
FOURTH SEASON



JERRY McCLANAHAN

GRADUATE ASSISTANT
SECOND SEASON



OVER THE SUMMER

U.S. Collegiate National Team

Andre Pallante - 0-0, 8.51 ERA, 6.1 IP, 3 BB, 6 K

Cape Cod League

Yarmouth-Dennis Red Sox - Playoffs

Christian Koss - G, .246 (), 3 2B, 3B, HR, 19 RBI, SB

Trenton Denholm - 11 G, 2-0, 1 Sv, 0.00 ERA, 25.2 IP, 8 BB, 36 K

West Coast League

Corvallis Knights - League Champs

Miles Glazier - 3 G, 0-0, 9.00 ERA, BB, 2 K

Walla Walla Sweets

Dylan Riddle - 1 start, 0-0, 3.00 ERA, 3 IP, 0 BB, 3 K

Ryan Johnston - .284, 10 doubles, HR, 15 RBI, 6 SB
8 appearances, 1-3, 1 Sv, 3.14 ERA, 14.1 IP, 3 BB, 12 K

Portland Pickles

Michael Frias - 10 G, 4-0, 2.07 ERA, 34.2 IP, 7 BB, 39 K, All-WCL

Northwoods League

Green Bay Bullfrogs

Adrian Damla - .286, 6 doubles, 2 triples, 14 RBI, 3 SB

Andre Antone - .204, 2 doubles, 12 RBI, 2 SB

Rochester Honkers

Mike Peabody - .178, 2B, 3B, 11 RBI, 6 SB

California Collegiate League

Conejo Oaks - League Champs (NBC Champs with SBF)

Brandon Lewis - .397, 19 doubles, 3B, 8 HR, 25 RBI, 5 SB
CCL MVP and All-Star

Santa Barbara Foresters

John Jensen - .215, 2 doubles, triple, 2 HR, 15 RBI, 7 SB

Great Lakes League

Lake Erie Monarchs

Griffin Mazur - .250, 3 doubles, 2 HR, 10 RBI, GLL All-Star

Perfect Game Collegiate Baseball League

Jamestown Jammers - League Champs

Dailin Lee - .330, 9 doubles, HR, 16 RBI, 13 SB

Great West League

Lincoln Potters - Runner-up

Johnny Pacheco - .298, 2 doubles, 15 RBI, 6 SB

Alaska Baseball League

Anchorage Bucs

Jacob Castro - 5-for-37, 2 doubles, RBI

Anchorage Glacier Pilots

Jake Cosgrove - .241, 2 doubles, 7 RBI, 3 SB

Sunset Baseball League

SoCal Sparrows

Nathan Church - .288, 5 doubles, 4 RBI, 15 SB (1 save)

Sam Ireland - .278, 6 doubles, 9 RBI, 10 SB



Tanner Brubaker

RHP - 6-5/220 - R/R - San Clemente - Saddleback College - San Clemente HS

"Tanner has proven himself so far to be one of the best junior college pitchers in the state of California. His fastball can reach into the low 90s, and he shows flashes of a good slider and change up. Tanner has also done a great job of commanding the strike zone. We could not be more excited to have Tanner coming in next year and pitching in a big role."

Nathan Church

OF/P - 5-11/175 - L/L - Trabuco Canyon - El Toro HS

"Nathan is an ultra-competitive player that comes from a great high school program at El Toro. He was a key member on a team that won the CIF Championship. As a position player, Nathan does lots of things well. He puts together consistent, good at bats and can play defense. On the mound he pitches in the mid-80s with a plus change up."

Brett Garcia

RHP - 6-2/195 - R/R - La Mirada - Valley Christian HS

"Brett is a projectable 6'2 right handed pitcher that we believe is only scratching the surface for what he's going to be. He can already touch 90 with his fastball and shows feel for a slider, curveball, and change. Brett has been a four year varsity starter and has 80 strikeouts in 53 innings this year."

Darius Garcia

LHP - 5-9/160 - L/L - Cerritos - Gahr HS

"Darius has been a part of a team at Gahr that has won the league championship the previous three years. He is an athletic, left handed pitcher with a quick arm. His strength is in his ability to command the off speed pitches. He helps address our need of being more left handed on the mound."

Sam Ireland

INF - 6-0/170 - R/R - Mission Viejo - Tesoro HS

"Sam is very advanced offensively for a high school player. He has a knack for using the whole field, hitting the ball on the barrel, and he continues to show more power. Sam also provides us some defensive versatility and a needed right handed bat to balance the roster."

John Jensen

3B/OF - 6-1/195 - L/R - Santa Barbara - Santa Barbara HS - Santa Barbara CC

"John was the player of the year as a freshman last year and helped lead Santa Barbara City to a conference title. He has been one of the better junior college hitters in the state the past two seasons. He is athletic enough to play multiple positions. We are anticipating John being an impact, middle of the order bat as soon as he shows up on campus."

Brandon Lewis

INF - 6-3/215 - R/R - Porter Ranch - Bishop Alemany HS - L.A. Pierce College

"Brandon is a physical, middle of the order presence. His track record of hitting and hitting for power is very impressive over the last two years. He is among the best hitters at the junior college level. Currently he is among the state leaders in home runs and doubles. He has also added 14 stolen bases. Brandon is the middle of the lineup, right handed bat that we were looking for going into next year."

Jae Woo Park

INF - 6-1/180 - L/R - Fullerton - Sunny Hills HS

"Jae Woo Park is one of the better high school infielders in the state. He has big upside and will be fun to watch the next four years. His athleticism and arm strength should allow him to stick at short-stop. He is also another left handed bat with the ability to hit doubles and triples in our yard. His skill set is a very good match for the style we want to play."



TEAM RECORDS

<i>Average</i>		<i>Year(s)</i>	<i>Total</i>
Career	Tom Baine	85-86	.383
Season	Keston Hiura	2017	.442
	Tom Spence	1971	.403
	Mike Nagle	1981	.402

<i>Slugging</i>	<i>Player</i>	<i>Year(s)</i>	<i>Total</i>
Career	Scott Thayer	76-77	.593
Since '02	Keston Hiura	2015-17	.581
Season	Keston Hiura	2017	.693

<i>Games</i>	<i>Player</i>	<i>Date</i>	<i>Total</i>
Career	Ben Orloff	06-09	241
Season	Rabago / Sparks / Spencer	2014	66

<i>At-Bats</i>	<i>Player</i>	<i>Date</i>	<i>Total</i>
Career	Ben Orloff	06-09	877
Season	Jeff Oberdank	1988	273

<i>Runs</i>	<i>Player</i>	<i>Date</i>	<i>Total</i>
Career	Ben Orloff	06-09	178
Season	Taylor Holiday	2007	69

<i>Hits</i>	<i>Player</i>	<i>Date</i>	<i>Total</i>
Career	Ben Orloff	06-09	281
Season	Jeff Oberdank	1988	94

<i>Doubles</i>	<i>Player</i>	<i>Date</i>	<i>Total</i>
Career	Keston Hiura	2015-17	54
Season	Holiday / Hiura	2007 / 2017	24

<i>Triples</i>	<i>Player</i>	<i>Date</i>	<i>Total</i>
Career	Rod Spence	72-75	17
	Jeff Malinoff	71-74	17
Season	Jeff Malinoff	1972	10

<i>HR</i>	<i>Player</i>	<i>Date</i>	<i>Total</i>
Career	Francis Larson	07-10	25
Season	Cody Cipriano	2007	14

<i>Total Bases</i>	<i>Player</i>	<i>Date</i>	<i>Total</i>
Career	Francis Larson	07-10	348
Season	Taylor Holiday	2007	150

<i>RBI's</i>	<i>Player</i>	<i>Date</i>	<i>Total</i>
Career	Jeff Malinoff	71-74	189
Season	Jeff Malinoff	1972	65

<i>SB</i>	<i>Player</i>	<i>Date</i>	<i>Total</i>
Career	Ollie Linton	05-08	69
Season	Ollie Linton	2008	40

<i>Walks</i>	<i>Player</i>	<i>Date</i>	<i>Total</i>
Career	Mike Nagle	78-81	160
Season	Brady Anderson	1985	52

<i>Strikeouts</i>	<i>Player</i>	<i>Date</i>	<i>Total</i>
Career	Cole Kreuter	2015-18	199
Season	Taylor Sparks	2014	70

<i>IBB</i>	<i>Player</i>	<i>Date</i>	<i>Total</i>
Career	Keston Hiura	2015-17	22
Season	Keston Hiura	2017	12

<i>HBP</i>	<i>Player</i>	<i>Date</i>	<i>Total</i>
Career	Ben Orloff	06-09	43
Season	Casey Stevenson	2009	22
	Taylor Holiday	2007	22

<i>Sac Flies</i>	<i>Player</i>	<i>Date</i>	<i>Total</i>
Career	D.J. Crumlich	09-12	15
Season	Nick Anderson	2018	9

<i>Games</i>	<i>Pitcher</i>	<i>Year</i>	<i>Total</i>
Career	Jimmy Litchfield	11-14	117
Season	Gary Wheelock	1972	35

<i>Starts</i>	<i>Pitcher</i>	<i>Year</i>	<i>Total</i>
Career	Craig Brink	85-88	61
Season	Andrew Morales	2014	19
	Scott Gorgen	2007	19

<i>Innings</i>	<i>Pitcher</i>	<i>Year</i>	<i>Total</i>
Career	Bob Frishette	77-80	438.2
Since '02	Glenn Swanson	02-06	371.2
Season	Gary Wheelock	1974	168.0
Since '02	Scott Gorgen	2007	136.2

<i>Wins</i>	<i>Pitcher</i>	<i>Year</i>	<i>Total</i>
Career	Gary Wheelock	72-74	37
Season	Gary Wheelock	1974	17
Since '02	Scott Gorgen	2007	13

<i>ERA</i>	<i>Pitcher</i>	<i>Year</i>	<i>Total</i>
Career	Andrew Morales	13-14	1.68
Season	Jerry Maras	1973	1.50

<i>Strikeouts</i>	<i>Pitcher</i>	<i>Year</i>	<i>Total</i>
Career	Daniel Bibona	07-10	332
Season	Andrew Morales	2014	141

<i>Walks</i>	<i>Player</i>	<i>Date</i>	<i>Total</i>
Career	Jeff Haack	1986-89	202
Season	Jeff Haack	1989	75

<i>Saves</i>	<i>Pitcher</i>	<i>Year</i>	<i>Total</i>
Career	Blair Erickson	04-07	53
Season	Sam Moore	2014	23

<i>Pickoffs</i>	<i>Player</i>	<i>Date</i>	<i>Total</i>
Career	Glenn Swanson	02-06	17
Season	Glenn Swanson	2006	9

<i>CS</i>	<i>Player</i>	<i>Date</i>	<i>Total</i>
Career	Aaron Lowenstein	04-08	71
Season	Ronnie Shaeffer	2011	36


<i>Errors</i>	<i>Player</i>	<i>Date</i>	<i>Total</i>
Career	B.J. Eucce	02-03	36
Season	B.J. Eucce	2002	21

<i>Single-Game Highs</i>		<i>Date</i>	<i>Total</i>
AB	vs. UNLV	5/2/06	54
Runs	vs. Cal State LA	4/10/81	25
	vs. UC San Diego	3/1/72	25
Hits	at LMU	5/14/08	26
Singles	vs. Utah	3/24/79	21
Doubles	at UC Davis	4/24/10	9
Triples	2 times	(Last - 5/2/09)	4
HR	2 times	(Last - 5/1/04)	5
TB	at CSUN	5/1/04	43
RBI	2 times	(Last - 4/10/85)	21
BB	at So Cal College	4/27/91	16
K	vs. San Diego	5/9/17	18
SB	vs. Portland	3/5/89	9
HBP	2 times	(Last - 5/5/18)	7
SO	vs. San Diego	5/9/17	18
IP	vs. UNLV	5/2/06	15
	at LMU	4/14/78	15
BB	at Arizona	1/30/86	16
R allowed	vs. Pepperdine	5/16/80	25
H allowed	2 times	(Last - 4/8/89)	29
HR allowed	at UCLA	3/1/75	5
Errors	vs. U.S. Int'l	3/27/84	8
LOB	2 times	(Last - 2/27/16)	21

<i>Record</i>	<i>Player</i>	<i>Date</i>	<i>Total</i>
AB	Matt Fisher	5/9/04	8
Runs	Taylor Holiday	4/24/07	5
	Fred Combs	2/14/90	5
Hits	Drew Hillman	4/17/11	6
	Tom Baine	5/4/85	6
Doubles	Francis Larson	2/11/07	4
Triples	7 Times	(Last - Spencer, 3/9/14)	2
HR	Gene Roumimper	4/20/86	3
TB	Gene Roumimper	4/20/86	14
RBI	Mike Rupp	4/16/83	8
SB	4 times	(Last - Linton, 3/22/08)	4
BB	13 times	(Last - Cassolato, 4/17/17)	4
K	Tyler Vaughn	5/2/06	5
	Mike Goodcase	4/6/90	5
HBP	4 times	(Last - Deragisch, 5/22/09)	3
SF	16 times	(Last - J. Palmer, 3/11/18)	2
SH	5 times	(Last - Sparks, 4/6/12)	3
SO	Justin Cassel	4/21/06	15
	Dave Bladow	4/3/92	15
IP	Bob Frishette	4/14/78	14
Pitches	Lee Belanger	4/14/79	159
BB	Dean Douty	1/30/87	11
ER allowed	4 times	(Last - Bladow - 4/21/92)	10
H allowed	Eric Pettis	5/9/10	16
2B allowed	4 times	(Last - Manarino - 3/7/15)	5
3B allowed	Christian Bergman	3/27/10	4
HR allowed	Christian Bergman	5/23/09	4
HBP	10 times	(Last - Glazier - 3/1/16)	3
WP	2 times	(Last - Bibona - 4/17/09)	4
Balks	4 times	(Last - Surrey - 4/22/16)	2
CS	Steve Morgan	2/28/84	4
Putouts	John Seeburger	2/15/88	20
Assists	Mike Nagle	4/18/80	12
Errors	2 times	(Last - Sparks - 2/21/14)	4



ANTEATERS AT THE NEXT LEVEL

**RHP Christian Bergman SEA**

Anteater career: 2007-10 | 23-12, 3.36 ERA, 281 IP, 53 BB, 191 K
 Three-time All-Big West | 8th all-time in wins, 11th in appearances, 14th in innings, 17th in ERA, 18th in Ks
 Drafted: 2010 | 24th round (740th overall) by the Colorado Rockies
 Debut: June 9, 2014 | L, 6 IP, 6 H, 2 ER, 2 BB, 4 K vs. Atlanta
 Minors history: 2010-18 | 154 games (144 starts), 57-44, 4.04 ERA, 865.0 IP, 176 BB, 617 K


2018	Seattle Mariners	0-1, 5.79	3 games (2 starts)	IP 14.0	H 12	ER 9	BB 3	K 7
	Tacoma Rainiers (SEA - AAA)	8-10, 5.08	26 games (25 starts)	IP 141.2	H 169	ER 80	BB 39	K 113
Career	Rockies (2014-16) / Mariners (2017-18)	11-15, 5.59	71 games (25 starts)	IP 215.2	H 269	ER 134	BB 49	K 130

**3B Brian Hernandez MEX**

UCI career: 2010-11 | .338, 4 HR, 74 RBI
 Drafted: 2011 | 27th round (825th) by LAA
 Minors: 2011-18 | 1142 G, .288, 70 HR
 2018 clubs | MEX Quintana Roo / Mazatlan
 109 G, .367, 28 2B, 11 HR, 92 RBI

**RHP Andrew Morales STL**


UCI career: 2013-14 | 36 G, 21-2, 1.68 ERA
 Drafted: 2014 | 2nd round (71st) by STL
 Minors: 2014-18 | 125 gms, 14-19, 4.83 ERA
 2018 clubs: AA Springfield / AAA Memphis
 2-4, 4.52, 63.2 IP, 29 BB, 74 K

**C Chris Rabago COL**


UCI career: 2012-14 | .262, 2 HR, 59 RBI
 Drafted: 2014 | 13th round (383rd) by COL
 Minors: 2014-18 | 331 G, .255, 8 HR, 138 RBI
 2018 clubs: AA Hartford & Trenton
 Selected by Royals in Rule 5 Draft

**LHP Matt Whitehouse CLE**


UCI career: 2010-13 | 50 G, 8-8, 3.00 ERA
 Drafted: 2013 | 19th round (561st) by CLE
 Minors: 2013-18 | 129 gms, 23-18, 3.73
 2018 clubs: AA Akron / AAA Columbus
 4-2, 4.04, 84.2 IP, 46 BB, 77 K

**3B Taylor Sparks CIN**


UCI career: 2012-14 | .306, 18 HR, 99 RBI
 Drafted: 2014 | 2nd round (58th) by CIN
 Minors: 2014-18 | 511 G, .220, 65 HR, 237 RBI
 2018 clubs: AA Pensacola / AAA Louisville
 126 G, .206, 20 2B, 14 HR, 47 RBI

**LHP Evan Manarino OAK**

UCI career: 2014-15 | 39 G, 11-8, 3.34 ERA
 Drafted: 2015 | 25th round (758th) by OAK
 Minors: 2015-18 | 90 games, 25-26, 4.73
 2018 clubs: Advanced-A Stockton
 4-6, 5.40, 85.0 IP, 79 BB, 322 K

**2B Keston Hiura MIL**


UCI career: 2016-17 | .375, 22 HR, 135 RBI
 Drafted: 2017 | 1st round (9th) by MIL
 Minors: 2017-18 | 165 G, .313, 17 HR, 76 RBI
 Prospect Rankings: MLB #30, 2B #2, MIL #1
 2018 Arizona Fall League MVP (.323, 33 RBI)

**LHP Cameron Bishop BAL**


UCI career: 2015-17 | 34 G, 7-5, 4.50 ERA
 Drafted: 2016 | 26th round (788th) by BAL
 Minors: 2017-18 | 31 games, 10-8, 2.42
 2018 clubs: Single-A Delmarva
 9-7, 2.94, 125.2 IP, 20 BB, 99 K

**INF John Brontsema KC**

UCI career: 2014-16 | .253, 3 HR, 32 RBI
 Drafted: 2016 | 26th round (793rd) by KC
 Minors: 2016-18 | 165 G, .296, 7 HR, 57 RBI
 2018 clubs: A+ Wilmington / AA NW Arkansas
 41 G, .231, 2 HR, 10 RBI / 2 G, 1 IP, 3 ER

**RHP Calvin Faucher MIN**

UCI career: 2016-17 | 51 G, 6-6, 20 Sv, 2.77
 Drafted: 2017 | 10th round (286th) by MIN
 Minors: 2017-18 | 41 games, 7-4, 4.42
 2018 clubs: A+ Fort Myers / A Cedar Rapids
 4-4, 3 Sv, 3.35, 53.2 IP, 33 BB, 55 K

**SS Royce Lewis MIN**

UCI career: Signed NLI prior to 2018 season
 Drafted: 2017 | 1st overall pick by MIN
 Minors: 2017-18 | 121 G, .292, 14 HR, 74 RBI
 2018 clubs: A Cedar Rapids / A+ Fort Myers
 Prospect Rankings: MLB #7, SS #2, MIN #1



Getting to know Anteater Ballpark

Nearby Landmarks

John Wayne Airport (3 miles North)
 Concordia University (3 miles East)
 Strawberry Farms Golf Club (3.6 miles East)
 Fashion Island (4 miles South)
 Back Bay (4.6 miles Southwest)
 Irvine Valley College (4.6 miles East)
 OC Fairgrounds (5 miles West)
 Orange Coast College & Vanguard (5 mi. West)
 Balboa Island (5.6 miles Southwest)
 Segerstrom Center for the Arts (6 miles NW)
 Blizzard Entertainment (6 miles East)
 Irvine Spectrum (7.4 miles East)
 Crystal Cove State Park (9.1 miles Southeast)

On Campus

Aldrich Park
 Science Library
 Langson Library
 Engineering Tower
 Merage School of Business
 Beckman Laser Institute
 Gavin Herbert Eye Institute
 Irvine Barclay Theatre
 Ring Road
 Anthill Pub & Grille
 Thermal Energy Storage Tank (Water Tower)
 Crawford Field & Crawford Court
(Training Camp for the L.A. Rams)

In Southern California

Newport Beach Pier (8.4 miles Southwest)
 Orange County Great Park (8.8 miles East)
 City of Huntington Beach (12 miles West)
 Honda Center & Angel Stadium (15 miles North)
 Disneyland (16.5 miles North)
 Cal State Fullerton (20.5 miles North)
 Long Beach State (22.1 miles Northwest)
 Catalina Island (39 miles Southwest)
 UC Riverside (44 miles Northeast)
 Dodger Stadium (45 miles Northwest)
 Santa Monica Pier (54.5 miles Northwest)
 CSUN (70 miles Northwest)
 City of San Diego (83.7 miles Southeast)

Getting to know UC Irvine

5th Best Public University—Money Magazine
 Top 10 Coolest School for 9th consecutive year—Sierra Magazine
 Top 10 Best/Most Value Public University—Forbes & Money Magazines
 116,000 undergraduate applications received in 2018-19
 13th among public universities for graduate salaries
 Academic Ranking of Universities—34th in U.S., 64th globally
 3 Nobel Prizes—2 in chemistry, 1 in physics
 Degrees offered—92 bachelor's, 62 master's, 68 Ph.D.'s
 Best Regional College—The Princeton Review
 #1 school for gamers—College Magazine

#1 University doing the most of the American dream—NY Times
 #1 college for beach lovers—Money Magazine
 30th Most Entrepreneurial School in America—AffordableSchool.net
 First University in nation to convert to all-electric fleet of buses
 29 grad programs ranked in nation's top 50—U.S. News & World Report
 7th in the nation for awarding bachelor's degrees to minority students
 17 consec. years UCI Med Center among nation's best hospitals—USNWR
 29 graduate programs ranked among the top 50 nationally according to U.S. News & World Report including literary criticism (1st), criminology (3rd), and organic chemistry (10th) in the top 10

Notable UC Irvine alums

David Baker—President and executive director, NFL Hall of Fame
 Joe Jacob—Owner, Golden State Warriors
 Roy Fielding—Computer scientist and HTTP co-author
 Danid Benioff—Co-Creator and Showrunner, Game of Thrones
 McG—Film Director, Charlie's Angels Full Throttle, We Are Marshall
 Alice Sebold—Author, The Lovely Bones
 Aubrey O'Day—Singer/Actress, Making The Band, Danity Kane
 Teal Wicks, Actress, NCIS: New Orleans, Elementary, The Good Wife
 Nazanin Boniadi—Actress, Homeland, Scandal, How I Met Your Mother

Notable Anteaters in Sports

Scott Brooks—Head Coach, Washington Wizards
 Greg Louganis—Olympic gold medal-winning diver
 Steve Scott—Track & Field athlete
 Darren Fells (MBB)—Tight End, Cleveland Browns
 Brady Anderson—MLB All-Star, Baltimore Orioles
 Brad Evans—MLS Defender, Seattle Sounders, U.S. National Team
 John Chin—PGA Tour golfer
 Tyler Hoechlin (BASE)—Teen Wolf, Road to Perdition, Supergirl
 Aras Baskauskas (MBB)—Survivor: Panama—Exile Island
 Selanee Henderson (WGOLF)—Golf Channel's Big Break runner-up
 Kiara Belen (WBB)—America's Next Top Model cycle 19 runner-up