



UC IRVINE
GOLF

MEN'S GOLF RECORD BOOK

UPDATED: JULY, 2018



UC IRVINE MEN'S GOLF HISTORY & RECORDS

Postseason History

YEAR-BY-YEAR HISTORY

Year	BWC Finish	NCAA Regional	NCAA Championships	Team Avg.
1972-73	---	---	4th (1203)	---
1973-74	---	---	2nd (1211)	---
1974-75	---	---	1st (886)	---
1975-76	---	---	2nd (1212)	---
1976-77	---	---	13th (1213)	---
1977-78 [^]	7th (944)	--	--	--
1978-79	8th (1002)	--	--	--
1979-80	8th (1209)	--	--	--
1980-81	8th (1192)	--	--	--
1981-82	9th (1167)	--	--	--
1982-83	T5th (1172)	--	--	--
1983-84	5th (1081)	--	--	--
1984-85	8th (910)	--	--	--
1985-86	6th (920)	--	--	--
1986-87	6th (877)	--	--	--
1987-88	T4th (930)	--	--	--
1988-89	6th (932)	--	--	--
1989-90	9th (907)	--	--	--
1990-91	6th (889)	--	--	--
1991-92	7th (893)	T8th (869)	29th	--
1992-93	7th (952)	--	--	--
1993-94	6th (889)	--	--	--
1994-95	8th (901)	14th (890)	--	--
1995-96	8th (935)	--	--	--
1996-97	6th (904)	--	--	303.43
1997-98	T7th (913)	16th (896)	--	298.57
1998-99	4th (908)	--	--	299.75
1999-00	5th (890)	--	--	307.53
2000-01	1st (859)	3rd (871)	29th	295.03
2001-02	1st (853)	22nd (903)	--	292.47
2002-03	1st (581)	12th (889)	--	289.19
2003-04	8th (887)	22nd (918)	--	295.74
2004-05	T3rd (875)	--	--	*301.13
2005-06	2nd (868)	16th (861)	--	292.00
2006-07	1st (852)	22nd (863)	--	287.50
2007-08	1st (849)	3rd (836)	20th	288.12
2008-09	T2nd (868)	11th (870)	--	289.16
2009-10	1st (873)	T8th (899)	--	*313.21
2010-11	5th (902)	--	--	*313.14
2011-12	6th (868)	--	--	*310.56
2012-13	7th (908)	--	--	*309.58
2013-14	5th (588)	--	--	*301.97
2014-15	1st (860)	10th (865)	--	*296.30
2015-16	8th (891)	--	--	*304.09
2016-17	6th (870)	--	--	*305.82
2017-18	1st (852)	11th (872)	--	*301.18

[^] First year of NCAA Division I

* At least one tournament counted five individual scores each round.

NCAA DIVISION I CHAMPIONSHIP TEAM APPEARANCES

Year	Finish	Score	Head Coach	Site
2008	20th	919 (54 holes)	Paul Smolinski	West Lafayette, Ind.
2001	29th	612 (36 holes)	Paul Smolinski	Durham, N.C.
1992	29th	606 (36 holes)	Steve Ainslie	Albuquerque, N.M.

NCAA DIVISION I REGIONAL TEAM APPEARANCES

Year	Finish	Score	Regional (Site)
2018	11th	872	The Reserve at Spanos Park (Stockton, Calif.)
2015	10th	865	Lubbock Regional (The Rawls Course/Lubbock, Texas)
2010	T8th	899	Southwest Regional (Carlton Oaks GC/Santee, Calif.)
2009	11th	870	West Regional (Lake Merced GC/Daly City, Calif.)
2008	3rd	836	East Regional (Council Fire GC/Chattanooga, Tenn.)
2007	22nd	863	West Regional (Karsten GC/Tempe, Ariz.)
2006	16th	861	West Regional (OMNI Tucson National GC/Tucson, Ariz.)
2004	22nd	918	West Regional (Sunriver Resort/Sunriver, Ore.)
2003	12th	889	West Regional (Washington National GC/Auburn, Wash.)
2002	22nd	903	West Regional (The Championship Course/Albuquerque, N.M.)
2001	3rd	871	West Regional (Trysting Tree Golf Club/Corvallis, Ore.)
1998	16th	896	West Regional (Karsten Golf Course/Tempe, Ariz.)
1995	14th	890	West Regional (The Championship Course/Albuquerque, N.M.)
1992	T8th	869	West Regional (Tucson National GC/Tucson, Ariz.)

NCAA DIVISION I REGIONAL INDIVIDUAL APPEARANCES

Year	Name	Regional	Finish (Score)
2017	David Kim	Stanford Regional	20th (67-70-75 = 212)
2014	Pete Fernandez	Eugene Regional	39th (73-76-75 = 224)
2012	Allan Jun	Stanford Regional	44th (68-73-74 = 215)
2011	Jerry He	San Diego Regional	46th (74-78-72 = 224)
2005	Garrett Sapp	Stanford Regional	77th (73-75-75 = 223)
1999	Mike Lawrence	West Regional	63rd (74-79-74 = 227)

NCAA DIVISION II CHAMPIONSHIP APPEARANCES

Year	Finish	Score	Head Coach	Host School
1977	13th	1,213	Jerry Hulbert	Texas Southern
1976	2nd	1,212	Jerry Hulbert	Youngstown State
1975	1st	886	Jerry Hulbert	UT Martin
1974	2nd	1,211	Jerry Hulbert	South Florida
1973	4th	1,203	Jerry Hulbert	UC Riverside

NCAA DIVISION II INDIVIDUAL CHAMPION

Year	Name	Score	Host School
1975	Jerry Wisz	211	UT Martin



UC IRVINE MEN'S GOLF HISTORY & RECORDS

Postseason Results

NCAA DI CHAMPIONSHIP RESULTS

2008

Birck Boilermaker Golf Complex - Kampen Course

Par 72 - 7,450 Yards

Team Finish: 20th (320-297-302 = 919)*

Tim Cha	77-74-78 = 229
Sean Shahi	80-75-74 = 229
John Chin	83-73-73 = 229
Kenny Kim	80-78-77 = 235
Max Greil	85-75-88 = 248

2001

Duke University Golf Club

Par 72 - 7,086 Yards

Team Finish: 29th (306-306 = 612)**

Eric Wang	74-75 = 149
Ryan Armstrong	74-76 = 150
Justin Ohye	82-76 = 158
Jeff Coburn	78-80 = 158
Mike Lavery	80-79 = 159

1992

UNM Championship Course

Par 72 - 7,246 Yards

Team Finish: 29th (295-311 = 606)**

T26. William Yanagisawa	68-76-74-72 = 290
Steve Holmes	67-81 = 148
Lyle Archer	80-74 = 154
Adam Horodyski	80-80 = 160
Joey Sugar	82-81 = 163

* Eliminated after 54 holes

** Eliminated after 36 holes

Team Low Round:	295	1992
Individual Low Round:	67	Holmes, 1992
Team Low 36:	606	1992
Individual Low 36:	144	Yanagisawa, 1992
Team Low 54:	919	2008
Individual Low 54:	229	Cha/Shahi/Chen, 2008

NCAA REGIONAL TEAM RESULTS

2018 Stockton Regional

The Reserve at Spanos Park

Par 72 - 7,239 Yards

Team Finish: 11th (290-293-289 = 872)

T30. David Kim	72-70-74 = 216
T30. Ramiz Jamal	69-76-71 = 216
T50. Ryan O'Connor	74-76-70 = 220
T54. Jonathan Kang	76-71-74 = 221
T72. Jonathan Young	75-77-77 = 229

2015 Lubbock Regional

Rawls Course

Par 71 - 7,349 Yards

Team Finish: 10th (287-291-287 = 865)

T33. Pete Fernandez	70-75-70 = 215
T39. Jacob Schulze	72-71-73 = 216
T46. David Kim	74-71-72 = 217
T69. Jonathan Young	73-81-72 = 226
T71. Bryan Shin	72-74-84 = 230

2010 Southwest Regional

Carlton Oaks Golf Club

Par 72 - 7,360 Yards

Team Finish: T8th (303-297-299 = 899)

9. John Chin	76-71-71 = 218
T28. Jerry He	75-73-76 = 224
T57. Max Greil	74-81-76 = 231
T68. Bryan Harris	78-76-83 = 237
T68. Michael Yang	84-77-76 = 237

2009 West Regional

Lake Merced Golf Club

Par 72 - 6,849 Yards

Team Finish: 11th (289-287-294 = 870)

T18. John Chin	71-70-72 = 213
T27. Max Greil	73-70-72 = 215
T39. Sean Shahi	73-73-71 = 217
72. Roberto Francioni	72-74-81 = 227
74. Bryan Harris	74-80-79 = 233

2008 East Regional

Council Fire Golf Club

Par 71 - 6,961 Yards

Team Finish: 3rd (283-275-278 = 836)

4. Sean Shahi	70-65-69 = 204
T14. John Chin	67-69-72 = 208
T29. Tim Cha	75-72-64 = 211
T38. Kenny Kim	71-69-73 = 213
135. Max Greil	75-78-82 = 235

2007 West Regional

Karsten Golf Course

Par 72 - 7,057 Yards

Team Finish: 22nd (289-288-286 = 863)

T40. Jay Choe	70-69-71 = 210
T81. John Chin	74-73-69 = 216
T93. Tim Cha	76-72-70 = 218
T108. Brian Edick	71-74-76 = 221
T121. Sean Shahi	74-75-76 = 225

2006 West Regional

OMNI Tucson National

Par 72 - 7,200 Yards

Team Finish: 16th (283-284-294 = 861)

T11. Brian Edick	69-69-70 = 208
T46. Garrett Sapp	70-72-72 = 214
T79. Kenny Kim	69-71-79 = 219
T99. Derek Uyesaka	76-72-75 = 223
T119. Tim Cha	75-75-77 = 227

2004 West Regional

Crosswater Club

Par 72 - 7,597 Yards

Team Finish: 22nd (303-311-304 = 918)

T77. Will Park	75-76-78 = 229
T77. Jay Choe	75-77-77 = 229
T77. Vinnie Poncino	78-78-73 = 229
88. Neno Boonyaplanun	75-80-76 = 231
125. Derek Uyesaka	80-80-80 = 240

2003 West Regional

Washington National Golf Club

Par 72 - 7,597 Yards

Team Finish: 12th (300-293-296 = 889)

T32. Mike Lavery	76-74-71 = 221
T36. Ryan Armstrong	76-70-76 = 222
T49. Jeff Coburn	73-76-74 = 223
T49. Vinnie Poncino	75-73-75 = 223
T106. Jay Choe	81-77-76 = 234

2002 West Regional

UNM Championship Course

Par 72 - 7,368

Team Finish: 22nd (307-306-290) = 903

34. Mike Lavery	75-74-72 = 221
51. Jeff Coburn	74-76-73 = 223
90. Ryan Armstrong	80-77-71 = 228
107. Nate Yates	78-79-74 = 231
123. Kevin Stevens	82-79-74 = 235

2001 West Regional

Trusting Tree Golf Club

Par 72 - 7,060 Yards

Team Finish: 3rd (290-287-294 = 871)

10. Eric Wang	71-70-74 = 215
15. Mike Lavery	74-69-75 = 218
19. Jeff Coburn	71-73-75 = 219
30. Ryan Armstrong	74-75-72 = 221
49. Justin Ohye	75-76-73 = 224

1998 West Regional

Karsten Golf Course

Par 72 - 7,057 Yards

Team Finish: 16th (298-298-300 = 896)

47. Andrew Wen	79-72-72 = 223
51. Alan Sue	76-75-73 = 224
T60. Conan Vitale	72-77-78 = 227
T60. Jerome Valentin	76-74-77 = 227
85. Mike Lawrence	74-80-80 = 234

1995 West Regional

UNM Championship Golf Course

Par 72 - 7,300 Yards

Team Finish: 14th (890)

T24. Steve Holmes	79-70-70 = 219
T24. Kevin Yamauchi	73-73-73 = 219
T58. Jesse Lanham	226
80. Darren Humphrey	231
89. Shawn Morley	236

1992 West Regional

Tucson National Golf Club

Par 72 - 7,167 Yards

Team Finish: T8th (291-286-292 = 869)

5. Lyle Archer	70-65-74 = 209
T27. William Yanagisawa	73-69-74 = 216
T69. Adam Horodyski	75-77-72 = 224
T79. Joey Sugar	75-75-77 = 227
85. Steve Holmes	73-80-72 = 230

Low Round Team: 275 (2008) Individual: 64, Tim Cha (2008)
Low 54 Team: 836 (2008) Individual: 204, Sean Shahi (2008)



UC IRVINE MEN'S GOLF HISTORY & RECORDS

Big West Championship History

BIG WEST CHAMPIONSHIP RESULTS

2018

Industry Hills Golf Club Club // Par 72

Team Finish: 1st (284-285-283 = 852)

T3.	David Kim	73-69-69 = 211
5.	Jonathan Kang	69-71-72 = 212
T11.	Ramiz Jamal	71-75-70 = 216
T11.	Ryan O'Connor	71-73-72 = 216
T23.	Jonathan Young	76-72-72 = 220

2017

Sandpiper Golf Club // Par 72

Team Finish: 6th (292-289-289 = 870)

8.	David Kim	74-71-70 = 215
21.	Bryan Shin	72-72-74 = 218
26.	Ryan O'Connor	73-73-74 = 220
32.	Jonathan Young	73-73-76 = 222
33.	Jonathan Kang	76-76-71 = 223

2016

Wood Ranch Golf Club // Par 72

Team Finish: 8th (301-293-297 = 891)

T20.	David Kim	75-72-73 = 220
T20.	Jacob Schulze	72-72-76 = 220
24.	Chris Parkinson	76-73-73 = 222
39.	Jonathan Young	79-76-75 = 230
41.	Bryan Shin	78-77-78 = 233

2015

San Luis Obispo Country Club // Par 70

Team Finish: 1st (289-286-285 = 860)

2.	Pete Fernandez	73-68-72 = 213
3.	Jacob Schulze	71-75-68 = 214
12.	Bryan Shin	73-74-72 = 219
15.	David Kim	72-73-75 = 220
20.	Jonathan Young	78-71-73 = 222

2014

The Country Club at Soboba Springs // Par 72

Team Finish: 5th (301-287 = 588)

5.	Ryan Knapp	73-69 = 142
T17.	Ryan O'Connor	77-71 = 148
T17.	Jacob Schulze	77-71 = 148
32.	Pete Fernandez	74-78 = 152
39.	Bhuvan Potluri	79-76 = 155

2013

The Country Club at Soboba Springs // Par 72

Team Finish: 7th (305-293-310 = 908)

17.	Travis Russell	79-71-75 = 225
20.	Pete Fernandez	75-73-78 = 226
T32.	Allan Jun	79-74-78 = 231
T32.	Michael Yang	72-75-84 = 231
42.	Jacob Schulze	81-77-79 = 237

2012

La Quinta Mountain Course // Par 72

Team Finish: 6th (291-288-289 = 868)

T9.	Pete Fernandez	72-73-70 = 215
T9.	Allan Jun	71-73-71 = 215
14.	Michael Yang	73-71-73 = 217
23.	Ryan Knapp	75-71-75 = 221
39.	Mickey Chan	80-75-75 = 230

2011

Mission Viejo Country Club // Par 72

Team Finish: 5th (301-299-302 = 902)

4.	Max Greil	72-71-77 = 220
12.	Bryan Harris	79-74-71 = 224
19.	Jerry He	74-79-77 = 230
33.	Mickey Chan	76-75-85 = 236
43.	Michael Yang	80-86-77 = 243

2010

Mission Viejo Country Club // Par 72

Team Finish: 1st (288-288-297 = 873)

1.	John Chin	68-70-72 = 209
4.	Shaun O'Meara	75-70-74 = 219
6.	Max Greil	71-75-75 = 221
14.	Jerry He	74-73-77 = 224
42.	Bryan Harris	83-79-82 = 244

2009

San Luis Obispo Country Club // Par 72

Team Finish: T-2nd (292-287-289 = 868)

3.	Michael Im	73-67-74 = 214
10.	Sean Shahi	74-72-71 = 217
T14.	John Chin	74-71-74 = 219
T14.	Bryan Harris	71-77-71 = 219
26.	Roberto Francioni	75-78-73 = 226

2008

Tijeras Creek Golf Club // Par 72

Team Finish: 1st (286-285-278 = 849)

1.	John Chin	73-66-68 = 207
2.	Sean Shahi	68-70-72 = 210
3.	Tim Cha	70-73-68 = 211
18.	Kenny Kim	75-76-70 = 221
40.	Derek Uyesaka	79-82-80 = 241

2007

Tijeras Creek Golf Club // Par 72

Team Finish: 1st (272-290-290 = 852)

3.	John Chin	65-70-76 = 211
6.	Brian Edick	68-75-71 = 214
9.	Jay Choe	72-72-72 = 216
T10.	Sean Shahi	71-73-73 = 217
T10.	Tim Cha	68-75-74 = 217

2006

Tijeras Creek Golf Club // Par 72

Team Finish: 2nd (288-297-283 = 868)

3.	Derek Uyesaka	69-73-72 = 214
5.	Kenny Kim	73-75-69 = 217
T11.	Brian Edick	71-77-72 = 220
T11.	Garrett Sapp	77-73-70 = 220
23.	Tim Cha	75-76-73 = 224

2005

Tijeras Creek Golf Club // Par 72

Team Finish: T-3rd (304-280-291 = 875)

8.	Brian Edick	74-70-72 = 216
12.	Kenny Kim	77-69-71 = 217
16.	Garrett Sapp	73-71-75 = 219
26.	Jay Choe	80-70-73 = 223
45.	Ryne Rindfleisch	80-81-79 = 240

2004

Tijeras Creek Golf Club // Par 72

Team Finish: 8th (292-300-295 = 887)

2.	Vinnie Poncino	68-71-70 = 209
23.	Jay Choe	75-74-74 = 223
28.	Will Park	75-75-77 = 227
30.	Nate Yates	74-80-74 = 228
41.	Neno Boonyaplanun	82-80-80 = 242

2003

Serrano Country Club // Par 72

Team Finish: 1st (294-287 = 581)

1.	Mike Lavery	70-68 = 138
8.	Vinnie Poncino	77-70 = 147
11.	Jeff Coburn	73-75 = 148
13.	Ryan Armstrong	75-74 = 149
23.	Ryne Rindfleisch	76-76 = 152

2002

Serrano Country Club // Par 72

Team Finish: 1st (284-280-289 = 853)

1.	Ryan Armstrong	71-67-71 = 209
2.	Jeff Coburn	69-68-72 = 209
6.	Mike Lavery	73-73-70 = 216
11.	Kevin Stevens	72-72-76 = 220
18.	Nate Yates	72-73-79 = 224

2001

Serrano Country Club // Par 72

Team Finish: 1st (286-284-289 = 859)

2.	Jeff Coburn	72-71-67 = 210
5.	Eric Wang	73-71-71 = 215
10.	Ryan Armstrong	71-71-77 = 219
T13.	Mike Lavery	75-71-75 = 221
T13.	Justin Ohye	70-75-76 = 221

2000

Serrano Country Club // Par 72

Team Finish: 5th (303-292-295 = 890)

6.	Mike Lavery	75-69-74 = 218
10.	Jeff Coburn	72-76-72 = 220
21.	Brandon Murray	78-75-72 = 225
35.	Nick Asbrock	78-74-77 = 229
39.	Ryan Armstrong	78-74-79 = 231

1999

Tijeras Creek Golf Club // Par 72

Team Finish: 4th (302-302-304 = 908)

11.	Mike Lawrence	76-78-73 = 227
13.	Scott Rynders	72-77-79 = 228
17.	Jeremy Harrison	76-82-73 = 231
20.	Eric Wang	78-75-79 = 232
30.	Andrew Wen	83-72-80 = 235



UC IRVINE MEN'S GOLF HISTORY & RECORDS

Big West Championship History

1998

Pacific Golf & Country Club

Team Finish: T-7th (303-306-304 = 913)

2.	Mike Lawrence	74-75-71 = 220
T29.	Andrew Wen	76-79-78 = 233
T29.	Conan Vitale	77-74-82 = 233
32.	Jerome Valentin	83-78-73 = 234
39.	Alan Sue	76-79-82 = 237

1997

Dayton Valley Country Club

Team Finish: 6th (904)

T11.	Allan Sue	77-73-74 = 224
T17.	Conan Vitale	76-77-73 = 226
T27.	Scott Rynders	77-77-76 = 230
T42.	Mike Lawrence	74-76-86 = 236
T42.	Andrew Wen	75-85-76 = 236

1996

Fort Ord Golf Course

Team Finish: 8th (935)

23.	Shawn Morley	77-76-79 = 232
25.	Conan Vitale	75-77-81 = 233
28.	Jesse Lanham	78-78-78 = 234
36.	Kevin Yamauchi	79-81-79 = 239
40.	Mike Lawrence	79-78-84 = 241

1995

UNM Golf Course

Team Finish: 8th (296-301-304 = 889)

24.	Darren Humphrey	74-76-75 = 225
T29.	Tim Hart	71-77-78 = 226
T29.	Jesse Lanham	76-74-76 = 226
T29.	Kevin Yamauchi	77-74-75 = 226
38.	Steve Holmes	75-77-78 = 230

1994

Elkhorn Country Club // Par 71

Team Finish: 6th (293-296-300 = 889)

6.	Steve Holmes	71-71-72 = 214
T16.	Kevin Yamauchi	72-75-75 = 222
T16.	Tim Hart	72-76-74 = 222
38.	Drew Sells	82-74-79 = 235
45.	Paul Calabrese	78-80-wd = wd

1993

Spanish Trail Country Club

Team Finish: 7th (952)

17.	Drew Sells	236
27.	Tim Hart	241

1992

Sandpiper Golf Course

Team Finish: 7th (893)

20.	Lyle Archer	70-72-78 = 220
25.	William Yanagisawa	223
29.	Adam Horodyski	225
32.	Joey Sugar	228
37.	Travis Thompson	231

1991

Host: Long Beach State

Team Finish: 6th (889)

1990

Host: Utah State

Team Finish: 9th (907)

1989

Host: UC Irvine

Team Finish: 6th (932)

1988

Host: San Jose State

Team Finish: T4th (930)

1987

Host: New Mexico State

Team Finish: 6th (877)

1986

Host: Pacific

Team Finish: 6th (920)

1985

Host: UNLV

Team Finish: 8th (910)

1984

Host: Long Beach State

Team Finish: 5th (1081)

1983

Host: UC Santa Barbara

Team Finish: T5th (1172)

1982

Host: Utah State

Team Finish: 9th (1167)

1981

Host: Long Beach State

Team Finish: 8th (1192)

1980

Host: Pacific

Team Finish: 8th (1209)

1979




Host: UC Irvine

Team Finish: 8th (1002)

1978

Host: San Jose State

Team Finish: 7th (944)





UC IRVINE MEN'S GOLF HISTORY & RECORDS

All-Time Honors & Awards

NATIONAL CHAMPIONS

Team

1975 - Division II

Individual

1975 - Jerry Wisz (Division II)

ALL-AMERICANS

2010 John Chin
 1976 Alan Drobka
 Dave Williams
 1975 Steve Ryan
 Jerry Wisz
 1974 Steve Robertson
 Jerry Wisz
 1973 John Brizendine
 Gary Singer
 1972 Gary Singer

PING ALL-REGION

2009 John Chin
 2008 John Chin
 2003 Jeff Coburn
 2002 Mike Lavery

BIG WEST TOURNAMENT TITLES (8)

2018, 2015, 2010, 2008, 2007, 2003, 2002, 2001

BIG WEST PLAYER OF THE YEAR

2017 David Kim
 2010 John Chin
 2009 John Chin
 2008 John Chin
 2007 Brian Edick
 2003 Jeff Coburn

BIG WEST COACH OF THE YEAR

2018 Paul Smolinski
 2015 Paul Smolinski
 2010 Paul Smolinski
 2008 Paul Smolinski
 2007 Paul Smolinski
 2006 Paul Smolinski (co)
 2003 Paul Smolinski
 2002 Paul Smolinski
 2001 Paul Smolinski
 1992 Steve Ainslie
 1983 Steve Ainslie

BIG WEST INDIVIDUAL CHAMPIONS

2010 John Chin
 2008 John Chin
 2003 Mike Lavery
 2002 Ryan Armstrong (won playoff)

BIG WEST TOP-5 FINISH

2018 David Kim (T-3rd)
 Jonathan Kang (5th)
 2015 Pete Fernandez (2nd)
 Jacob Schulze (T-3rd)
 2014 Ryan Knapp (T-5th)
 2011 Max Greil (T-4th)
 2010 John Chin (1st)
 Shaun O'Meara (T-4th)
 2009 Michael Im (T-3rd)
 2008 John Chin (1st)
 Sean Shahi (2nd)
 Tim Cha (3rd)
 2007 John Chin (3rd)
 2006 Derek Uyesaka (3rd)
 Kenny Kim (T-5th)
 2004 Vinnie Poncino (2nd)
 2003 Mike Lavery (1st)
 2002 Ryan Armstrong (1st)
 Jeff Coburn (T-2nd)
 2001 Jeff Coburn (2nd)
 Eric Wang (T-5th)
 1998 Mike Lawrence (T-2nd)
 1991 Adam Horodyski (T-4th)
 1989 Lyle Archer (T-3rd)
 1988 Price Shoemaker (4th)

ALL-BIG WEST

2018 David Kim (1st Team)
 Jonathan Kang (HM)
 2017 David Kim (1st Team)
 Bryan Shin (HM)
 2016 David Kim (HM)
 2015 Pete Fernandez (1st Team)
 David Kim (2nd Team)
 Jacob Schulze (2nd Team)
 2014 Pete Fernandez (1st Team)
 Ryan Knapp (HM)
 2013 Pete Fernandez (2nd Team)
 Travis Russell (2nd Team)
 Allan Jun (HM)
 2012 Allan Jun (1st Team)
 Pete Fernandez (2nd Team)
 2011 Max Greil (2nd Team)
 Bryan Harris (2nd Team)
 Jerry He (HM)
 2010 John Chin (1st Team)
 Max Greil (1st Team)
 Jerry He (2nd Team)
 Shaun O'Meara (HM)
 2009 Sean Shahi (2nd Team)
 2008 Tim Cha (1st Team)
 John Chin (1st Team)
 Sean Shahi (1st Team)

Kenny Kim (HM)
 2007 John Chin (1st Team)
 Jay Choe (1st Team)
 Brian Edick (1st Team)
 Sean Shahi (2nd Team)
 2006 Brian Edick (1st Team)
 Garrett Sapp (1st Team)
 Kenny Kim (2nd Team)
 Derek Uyesaka (HM)
 2005 Garrett Sapp (1st Team)
 Brian Edick (2nd Team)
 Jay Choe (HM)
 2004 Vinnie Poncino (1st Team)
 Jay Choe (2nd Team)
 2003 Jeff Coburn (1st Team)
 Mike Lavery (1st Team)
 Ryan Armstrong (2nd Team)
 Vinnie Poncino (2nd Team)
 2002 Jeff Coburn (1st Team)
 Mike Lavery (1st Team)
 Ryan Armstrong (2nd Team)
 2001 Jeff Coburn (1st Team)
 Ryan Armstrong (2nd Team)
 Mike Lavery (2nd Team)
 1999 Mike Lawrence (1st Team)
 1998 Mike Lawrence (HM)
 1997 Mike Lawrence (2nd Team)
 1996 Jesse Lanham (2nd Team)
 1995 Steve Holmes (2nd Team)
 1994 Steve Holmes (HM)
 1993 Steve Holmes (HM)
 1992 William Yanagisawa (2nd Team)
 1991 William Yanagisawa (2nd Team)
 Adam Horodyski (HM)
 1987 Gary Nichols (2nd Team)
 1986 Perry Parker (2nd Team)

ATHLETE OF THE MONTH

2017-18 David Kim (October)
 2016-17 David Kim (October)
 2014-15 Pete Fernandez (March)
 2013-14 Pete Fernandez (April)
 2012-13 Travis Russell (October)
 2009-10 John Chin (April)
 John Chin (March)
 John Chin (February)
 2008-09 Sean Shahi (April)
 2007-08 Sean Shahi (November)
 John Chin (September)
 2006-07 Brian Edick (March)
 Brian Edick (February)
 John Chin (November)
 Jay Choe (October)
 2005-06 Tim Cha (October)
 Kenny Kim (September)
 2004-05 Brian Edick (February)
 Brian Edick (November)
 Jay Choe (October)
 2003-04 Vinnie Poncino (March)
 Vinnie Poncino (September)

ATHLETE OF THE WEEK

2002-03 Jeff Coburn (April 9, 2003)
 Mike Lavery (Oct. 24, 2002)
 2001-02 Mike Lavery (April 10, 2002)
 Mike Lavery (March 27, 2002)
 Mike Lavery (Feb. 6, 2002)



David Kim



UC IRVINE MEN'S GOLF HISTORY & RECORDS

All-Time Roster

A-A-A-A		G-G-G-G					
Sam Ainslie	1979-80	Joe Gerard	1972-74	Mike Morris	1971-72	Joey Sugar	1987-92
Bob Allen	1967-70	Cean Geronimo	2007-09	Shawn Morley	1993-97	Chuck Swisshelm	1975-76
Lyle Archer	1988-92	Scott Gordon	1983-84	Chris Muth	1987-91	Cory Synnestvedt	1983-87
Ryan Armstrong	1999-03	Max Greil	2007-11	Brandon Murray	1999-02		
Nick Asbrock	1999-03					T-T-T-T	
Dustin Atkatz	1997-98					Dale Taylor	1982-83
		H-H-H-H		Gary Nichols	1982-87	Travis Thompson	1991-92
B-B-B-B		Doug Hammond	1979-81	Ted Norby	1985-86		
Brian Backman	1988-90	Fred Hanover	1982-85	Dan Novack	1972-73	U-U-U-U	
Charles Ball	1985-87	Bryan Harris	2007-11			Derek Uyesaka	2003-08
Chris Balster	2003-05	Jeremy Harrison	1997-01				
Dave Beatty	1980-82	Tim Hart	1992-94	O-O-O-O		V-V-V-V	
Dan Bibb	1971-72	Drew Haughton	1983-84	Ryan O'Connor	2013-18	Jerome Valentin	1996-98
Charley Black	1983-84	Jerry He	2009-11	Bill Odett	1965-66	Chris Vaughn	1970-71
Neno Boonyaplanun	2003-06	Wayne Hill	1979-80	Justin Ohye	2000-02	Conan Vitale	1995-98
Adam Booth	1981-84	Steve Holmes	1991-94	Terry Okura	1991-93		
Jim Bragstad	1967-69	Dave Honerkamp	1979-82	Tim O'Mara	1976-77	W-W-W-W	
Tim Bremer	1983-87	Ron Hooven	1968-72	Shaun O'Meara	2007-11	Eric Wang	1998-00
John Brizendine	1972-73	Duke Hopkins	1968-71			Mark Watanabe	1991-92
Kevin Buda	1979-80	Adam Horodyski	1990-92	P-P-P-P		Jim Weeks	1967-69
Dave Bull	1971-72	Darren Humphrey	1993-94	Will Park	2001-05	Andrew Wen	1996-99
		Johnny Hyun	2014-18	Perry Parker	1982-86	Chris Whalen	2003-05
				Chris Parkinson	2014-18	Howard Whiteside	1972-73
C-C-C-C		I-I-I-I		Brian Payne	1994-95	Bob Whitmore	1965-66
Paul Calabrese	1992-94	Michael Im	2008-09	Vinnie Poncino	2002-04	Dave Williams	1974-76
Dave Cameron	1994-96	Craig Inaba	1983-88	Craig Porterfield	1966-67	Chris Wilson	1966-68
Scott Campbell	1976-77			Bhuvan Potluri	2011-15	Mark Wilson	1987-90
Jack Caress	1972-76	J-J-J-J		Drew Pounds	1968-70	Jerry Wisz	1973-75
Steve Carlson	1982-84	Ramiz Jamal	2015-pres.	Steve Puck	1985-89	Eric Woods	1985-86
John Caroompas	1975-76	Dave Johnson	1968-70			Jeff Wright	1986-87
Bill Carroll	1966-67	Mark Johnson	1988-90	Q-Q-Q-Q			
Tim Cha	2005-10	Allan Jun	2010-14	Tom Queen	1971-72	Y-Y-Y-Y	
Ron Chamberlin	1969-71	Tom Junsysek	1980-83			William Yanagisawa	1990-92
Mickey Chan	2009-13			R-R-R-R		Kevin Yamauchi	1992-96
Ken Childers	1965-66	K-K-K-K		Ryne Rindfleisch	2001-06	Michael Yang	2009-13
John Chin	2006-10	Jae Kang	2011-12	Steve Robertson	1972-75	Ray Yang	2017-18
Jay Choe	2002-07	Jonathan Kang	2016-pres.	Travis Russell	2012-14	Nate Yates	2000-05
Mark Christensen	1992-96	Jefferson Kao	2015-pres.	Steve Ryan	1972-75	Scott Yarborough	1979-80
Jeff Clark	1979-83	Tom Keeler	1974-75	Scott Rynders	1995-00	Aaron Young	1983-85
Jeff Coburn	1999-03	Rick Kerns	1967-71			Jonathan Young	2014-18
Ryan Cole	2001-04	David Kim	2014-18	S-S-S-S			
Ken Cruz	1988-92	Kenny Kim	2004-08	Chris Sanatar	1987-89	Z-Z-Z-Z	
Tony Cuchessi	1982-83	Owen Kim	1993-96	Garrett Sapp	2004-06	Terry Zito	1966-68
Steve Cutler	1967-70	Ryan Knapp	2011-14	Greg Sato	1983-87		
				Bryan Schroeder	1993-94		
		L-L-L-L		Bob Schock	1974-77		
D-D-D-D		Jim Labarber	1965-66	Jacob Schulze	2012-16		
Steve Dale	1966-67	Jesse Lanham	1994-96	Mike Scott	1980-81		
Mike Davis	1989-93	Mike Lawrence	1995-99	Drew Sells	1991-94		
Ed Dickens	1990-91	Miles Lawrence	1979-82	Ron Sewell	1982-83		
Alan Drobka	1974-77	Mike Lavery	1999-03	Sean Shahi	2006-09		
Zack Duan	2010-14	Brian Light	1981-85	Jim Sheridan	1966-67		
		Mark Lockareff	1979-81	John Shibuya	1993-94		
E-E-E-E				Bryan Shin	2013-17		
Brian Edick	2004-07	M-M-M-M		Price Shoemaker	1984-88		
		Bruce Mallory	1971-72	Gary Singer	1970-74		
F-F-F-F		Chris Manniers	1974-75	Corey Sloan	1998-99		
John Farwell	1966-67	Tom Martin	1974-77	Laird Small	1975-76		
Al Fehling	1971-72	Mike McBride	1965-66	Chuck Smith	1965-66		
Pete Fernandez	2011-15	Scott McGihon	1988-90	Rich Sogn	1969-70		
John Finney	1982-86	Biff McIntosh	1965-66	Steve Stephens	1979-81		
Dave Fontius	1965-66	Kurt Mengel	1967-69	Kevin Stevens	1997-02		
Dennis Foster	1972-74	Jimmy Miringoff	1997-01	Mark Stoecker	1981-83		
Roberto Francioni	2008-09	Chris Mitchell	1984-86	Greg Stratford	1995-96		
Jeff Freeman	1965-66	Wesley Mitchell	2005-07	Mike Suckling	1987-91		
				Alan Sue	1995-98		

Bold indicates current student-athletes



UC IRVINE MEN'S GOLF HISTORY & RECORDS

Individual Records (Since 1982-83)

LOW ROUNDS

	Score	Par	Name	Date	Course
1.	63	-7	Pete Fernandez	3/2/15	Virginia C.C. (CA)
2.	64	-7	Pete Fernandez	10/17/11	The Meadow Club (CA)
	64	-7	John Chin	4/2/10	Karsten G.C. (AZ)
	64	-7	Kenny Kim	10/8/07	The Meadow Club (CA)
	64	-7	Mike Lavery	10/14/02	The Meadow Club (CA)
6.	65	-7	David Kim	4/17/17	Cypress Ridge G.C. (CA)
	65	-7	Michael Yang	3/5/12	Fort Washington C.C. (CA)
	65	-7	John Chin	3/25/10	Barona Creek G.C. (CA)
	65	-6	John Chin	2/1/10	Mesa Verde C.C. (CA)
	65	-6	John Chin	10/16/08	Virginia C.C. (CA)
	65	-6	Sean Shahi	5/16/08	Council Fire G.C. (TN)
	65	-7	Sean Shahi	11/5/07	Turtle Bay Resort (HI)
	65	-7	John Chin	4/23/07	Tijeras Creek G.C. (CA)
	65	-7	Jay Choe	3/6/07	The Farms G.C. (CA)
	65	-6	Brian Edick	10/9/06	The Meadow Club (CA)
	65	-6	Brian Edick	2/1/05	Arizona National G.C. (AZ)
	65	-6	Vinnie Poncino	2/2/04	Arizona National G.C. (AZ)
	65	-7	Vinnie Poncino	9/25/03	Trysting Tree G.C. (OR)
	65	-7	Lyle Archer	5/22/92	Tucson National G.C. (AZ)
20.	66	-6	David Kim	2/16/18	Wailua G.C. (HI)
	66	-6	David Kim	3/5/18	Valley Hi C.C. (CA)
	66	-6	Bryan Shin	4/17/17	Cypress Ridge G.C. (CA)
	66	-6	David Kim	10/17/16	Wood Ranch G.C. (CA)
	66	-5	Bryan Harris	10/18/10	Meadow Club (CA)
	66	-5	Max Greil	10/19/10	Meadow Club (CA)
	66	-4	John Chin	4/11/10	Stanford G.C. (CA)
	66	-5	John Chin	3/9/10	San Joaquin C.C. (CA)
	66	-5	John Chin	2/1/10	Mesa Verde C.C. (CA)
	66	-4	Sean Shahi	4/18/09	Stanford G.C. (CA)
	66	-5	John Chin	2/23/09	North Ranch C.C. (CA)
	66	-6	Michael Im	11/12/08	Turtle Bay Resort G.C. (HI)
	66	-6	John Chin	11/7/07	Turtle Bay Resort G.C. (HI)
	66	-4	Tim Cha	4/14/07	Stanford G.C. (CA)
	66	-5	Jeff Coburn	4/19/03	Stanford G.C. (CA)
	66	-4	Vinnie Poncino	4/7/03	Pasatiempo, Calif. (CA)
	66	-5	Mike Lavery	2/3/03	Arizona National G.C. (AZ)
	66	-6	Mike Lavery	11/5/01	Desert Willow Golf Resort (CA)
	66	-6	Mike Lavery	11/6/00	Desert Willow G.C. (CA)
	66	-5	Mike Lawrence	2/1/99	The Raven at Sabino Springs (AZ)

BEST FIRST ROUND SCORE

63	-7	Pete Fernandez	3/2/15	Virginia C.C. (CA)
----	----	----------------	--------	--------------------

BEST SECOND ROUND SCORE

64	-7	John Chin	4/2/10	Karsten G.C. (AZ)
----	----	-----------	--------	-------------------

BEST THIRD ROUND SCORE

65	-7	Jay Choe	3/6/07	The Farms G.C. (CA)
65	-6	Brian Edick	2/1/05	Arizona National G.C. (AZ)

LOW SCORE THROUGH 36 HOLES

	Score	Par	Name	Date	Course
1.	131 (66-65)	-11	John Chin	2/1/10	Mesa Verde Country Club
2.	132 (63-69)	-8	Pete Fernandez	3/2/15	Virginia Country Club
	132 (64-68)	-10	Pete Fernandez	10/17/11	The Meadow Club
	132 (67-65)	-10	John Chin	10/16/08	Virginia Country Club
	132 (65-67)	-12	Sean Shahi	11/6/07	Turtle Bay Resort
6.	133 (64-69)	-9	Kenny Kim	10/8/07	The Meadow Club
	133 (66-67)	-9	Jeff Coburn	4/19/03	Stanford Golf Course
8.	135 (70-65)	-9	Michael Yang	3/5/12	Fort Washington Country Club
	135 (69-66)	-5	Sean Shahi	4/18/09	Stanford Golf Course
	135 (70-65)	-7	Sean Shahi	5/15/08	Council Fire Golf Club
	135 (65-70)	-9	John Chin	4/23/07	Tijeras Creek Golf Club
	135 (67-68)	-9	John Chin	11/6/06	Brookside Country Club
	135 (67-68)	-9	Vinnie Poncino	9/22/03	The Reserve at Spanos Park
	135 (70-64)	-9	Lyle Archer	5/22/92	Tucson National Golf Course


LOW SCORE THROUGH 54 HOLES

	Score	Par	Name	Date	Course
1.	200 (65-67-68)	-16	Sean Shahi	Nov. 5-7, 2007	Turtle Bay Resort
2.	202 (63-69-70)	-8	Pete Fernandez	March 2-3, 2015	Virginia C.C.
	202 (66-65-71)	-11	John Chin	Feb. 1-2, 2010	Mesa Verde C.C.
4.	204 (70-68-66)	-9	Max Greil	Oct. 18-19, 2010	Meadow Club
	204 (65-71-68)	-12	John Chin	March 25-26, 2010	Barona Creek G.C.
	204 (67-65-72)	-9	John Chin	Oct. 16-17, 2008	Virginia C.C.
	204 (67-71-66)	-12	John Chin	Nov. 5-7, 2007	Turtle Bay Resort
	204 (70-65-69)	-9	Sean Shahi	May 15-17, 2008	Council Fire G.C.
	204 (69-67-68)	-12	Kenny Kim	Sept. 19-20, 2005	Trysting Tree G.C.
10.	205 (69-67-69)	-5	John Chin	April 18-19, 2009	Stanford G.C.
	205 (65-73-67)	-11	Vinnie Poncino	Sept. 25-26, 2003	Trysting Tree G.C.

LOW SINGLE-SEASON SCORING AVERAGE (Since 1995-96)

Rk.	Avg	Name	Year	Strokes (Rounds)
1.	70.05	John Chin	2009-10	2,662 (38)
2.	71.28	David Kim	2016-17	2,566 (36)
3.	71.39	John Chin	2008-09	2,713 (38)
4.	71.52	Pete Fernandez	2014-15	2,360 (33)
5.	71.57	John Chin	2007-08	3,006 (42)
6.	71.85	Brian Edick	2006-07	2,371 (33)
7.	71.97	Jay Choe	2006-07	2,519 (35)
8.	71.98	Sean Shahi	2007-08	3,023 (42)
9.	72.00	John Chin	2006-07	2,376 (33)
10.	72.08	Jeff Coburn	2002-03	2,595 (36)

*Must have played in 50 percent of the team's rounds to qualify



John Chin



UC IRVINE MEN'S GOLF HISTORY & RECORDS

Individual Career Records

CAREER SCORING AVERAGE (Since 1995-96)

	Avg.	Name	Rounds	Strokes	Years Played
1.	71.24	John Chin	151	10,757	2006-10
2.	72.22	Sean Shahi	107	7,728	2006-09
3.	72.23	David Kim	120	8,668	2014-18
4.	72.75	Vinnie Poncino	76	5,529	2002-04
5.	72.88	Brian Edick	98	7,142	2004-07
6.	73.06	Pete Fernandez	137	10,009	2011-15
7.	73.33	Tim Cha	108	7,920	2005-08; 2009-10
8.	73.48	Jeff Coburn	125	9,185	1999-03
9.	73.53	Mike Lavery	138	10,147	1999-03
10.	73.70	Jay Choe	129	9,507	2002-05; 2006-07

Minimum 50 rounds played

MOST ROUNDS PLAYED (Since 1995-96)

	Rounds	Name	Years Played
1.	151	John Chin	2006-10
2.	138	Mike Lavery	1999-03
3.	137	Pete Fernandez	2011-15
4.	131	Mike Lawrence	1995-99
5.	129	Jonathan Young	2014-18
	129	Jay Choe	2002-07
7.	128	Mike Lawrence	1995-98
8.	126	Ryan Armstrong	1999-03
9.	125	Jeff Coburn	1999-03
10.	123	Bryan Harris	2007-11

MOST TOP-10 FINISHES (Since 1995-96)

	No.	Name	Years Played
1.	29	John Chin	2006-10
2.	18	Pete Fernandez	2011-15
3.	15	David Kim	2014-18
4.	13	Sean Shahi	2006-09
	13	Jay Choe	2002-05; 2006-07
	13	Jeff Coburn	1999-03
7.	11	Brian Edick	2004-07
8.	10	Vinnie Poncino	2002-04
	10	Mike Lawrence	1995-99
10.	9	Mike Lavery	1999-03

MOST INDIVIDUAL VICTORIES

	Wins	Name	Years Played
1.	4	John Chin	2006-10
2.	2	David Kim	2014-18
	2	Pete Fernandez	2011-15
	2	Jeff Coburn	1999-03
	2	Lyle Archer	1988-92

INDIVIDUAL MEDALISTS

David Kim	Cal Poly Shootout (April 17-18, 2017)	71-65-72 = 208 (-8)
David Kim	Visit Stockton Pacific Invitational (Oct. 29-31, 2015)	69-71-69 = 209 (-4)
Pete Fernandez	Del Walker Intercollegiate (March 2-3, 2015)	63-69-70 = 202 (-8)
Pete Fernandez	Anteater Invitational (Jan. 27-28, 2014)	67-72-71 = 210 (-3)
Travis Russell*	The Folino Invitational (Feb. 17-19, 2013)	71-71-72 = 214 (-2)
Bryan Harris*	Anteater Invitational (Feb. 7-8, 2011)	69-75-67 = 211 (-5)
John Chin	Big West Championships (May 3-4, 2010)	68-70-71 = 209 (-7)
John Chin	Barona Collegiate Cup (March 25-26, 2010)	65-71-68 = 204 (12)
John Chin	Anteater Invitational (Feb. 1-2, 2010)	66-65-71 = 202 (-11)
John Chin	Big West Championships (April 21-22, 2008)	73-66-68 = 207 (-9)
Sean Shahi	Turtle Bay Resort Invitational (Nov. 5-7, 2007)	65-67-68 = 200 (-16)
Brian Edick	Fresno State Lexus Classic (March 12-13, 2007)	74-68-67 = 209 (-7)
Tim Cha	The Prestige at PGA West (Oct. 17-18, 2005)	73-70-70 = 213 (-3)
Mike Lavery	Big West Championships (April 21-22, 2003)	70-68 = 138
Jeff Coburn*	The Club Glove Intercollegiate (Oct. 7-8, 2002)	69-72-70 = 211
Ryan Armstrong	Big West Championships (April 22-23, 2002)	71-67-71 = 209 (-7)
Jeff Coburn	Countrywide Home Loans Intercol. (Oct. 16-17, 2000)	72-72-71 = 215 (-1)
Mike Lawrence	Chase Creek Invitational (Oct. 14-15, 1996)	72-67-72 = 211
Mike Davis	Southern California Intercol. (March 5-6, 1993)	72-78 = 150
William Yanagisawa	Point Loma Invitational (April 17, 1991)	139 (69-70)
Lyle Archer	Anteater Invitational (April 1, 1991)	148 (76-72)
Joey Sugar	Cal State Stanislaus Invitational (March 11-12, 1991)	223 (79-72-72)
Lyle Archer	Anteater Invitational (April 2, 1990)	146 (74-72)
Ted Norby	Cal Lutheran Invitational (April 25, 1986)	137
Steve Robertson	UC Riverside Tournament (Feb. 1975)	n/a

*Won playoff Incomplete list prior to 1995-96

YEAR-BY-YEAR STROKE LEADER

Year	Name	Avg.	Rounds	Strokes
2017-18	David Kim	72.12	33	2,380
2016-17	David Kim	71.28	36	2,566
2015-16	David Kim	73.33	18	1,320
2014-15	Pete Fernandez	71.52	33	2,360
2013-14	Pete Fernandez	73.06	35	2,557
2012-13	Travis Russell	74.00	33	2,442
2011-12	Allan Jun	73.03	36	2,629
2010-11	Max Greil	73.64	33	2,430
2009-10	John Chin	70.05	38	2,662
2008-09	John Chin	71.39	38	2,713
2007-08	John Chin	71.57	42	3,006
2006-07	Brian Edick	71.85	33	2,371
2005-06	Brian Edick	72.57	30	2,177
2004-05	Garrett Sapp	73.29	38	2,785
2003-04	Vinnie Poncino	72.59	39	2,831
2002-03	Jeff Coburn	72.08	36	2,595
2001-02	Mike Lavery	72.44	36	2,608
2000-01	Mike Lavery	74.19	32	2,374
1999-00	Jeff Coburn	75.01	18	1,351
1998-99	Mike Lawrence	74.45	38	2,829
1997-98	Andrew Wen	74.57	30	2,237
1996-97	Conan Vitale	75.54	35	2,644
1995-96	Jesse Lanham	75.21	29	2,181
1994-95	Steve Holmes	74.52	33	2,459

*Must have played in 50 percent of the team's rounds



UC IRVINE MEN'S GOLF HISTORY & RECORDS

Team Records

LOW ROUNDS (Since 1995-96)

	Score	Par	Tournament	Course	Date
1.	270	-18	Turtle Bay Resort Invitational	Turtle Bay Resort	11/5/07
2.	271	-17	Turtle Bay Resort Invitational	Turtle Bay Resort	11/6/07
3.	272	-8	Del Walker Intercollegiate	Virginia C.C.	3/2/15
	272	-16	Big West Championships	Tijeras Creek G.C.	4/23/07
	272	-12	Alister MacKenzie Invitational	The Meadow Club	10/14/02
6.	275	-9	Del Walker Intercollegiate	Virginia C.C.	10/16/08
	275	-9	NCAA East Regional	Council Fire G.C.	5/16/08
	275	-13	Pacific Coast Intercollegiate	Sandpiper G.C.	3/31/03
9.	276	-12	Bill Cullum Invitational	Wood Ranch G.C.	10/17/16
	276	-8	Alister MacKenzie Invitational (1)	The Meadow Club	10/8/07
	276	-12	Pacific Coast Intercollegiate	River Course at Alisal	4/2/07

LOW ROUNDS TO PAR (Since 1995-96)

	Par	Score	Tournament	Course	Date
1.	-18	270	Turtle Bay Resort Invitational	Turtle Bay Resort	11/5/07
2.	-17	271	Turtle Bay Resort Invitational	Turtle Bay Resort	11/6/07
3.	-16	272	Big West Championships	Tijeras Creek G.C.	4/23/07
4.	-13	275	Pacific Coast Intercollegiate	Sandpiper G.C.	3/31/03
5.	-12	276	Bill Cullum Invitational	Wood Ranch G.C.	10/17/16
	-12	276	Pacific Coast Intercollegiate	River Course at Alisal	4/2/07
	-12	272	Alister MacKenzie Invitational	The Meadow Club	10/14/02

LOW SCORE THROUGH 36 HOLES (Since 1995-96)

	Score	Tournament	Course	Date
1.	550 (-26)	Turtle Bay Resort Invitational	Turtle Bay Resort	Nov. 5, 2007
2.	553 (-15)	Alister MacKenzie Invitational	The Meadow Club	Oct. 8, 2007
3.	555 (-13)	Alister MacKenzie Invitational	The Meadow Club	Oct. 18, 2010
	555 (-21)	Pacific Coast Intercollegiate	Sandpiper G.C.	March 31, 2003
5.	556 (-12)	Del Walker Intercollegiate	Virginia C.C.	Oct. 16, 2008
6.	558 (-10)	NCAA East Regional	Council Fire G.C.	May 15-16, 2008
7.	560 (-16)	Pacific Coast Intercollegiate	River Course at Alisal	April 2, 2007
8.	561 (+1)	Del Walker Intercollegiate	Virginia C.C.	March 2, 2015
	561 (+1)	U.S. Intercollegiate	Stanford Golf Course	April 18, 2009
	561 (-7)	Del Walker Intercollegiate	Virginia C.C.	Oct. 25, 2007

LOW SCORE THROUGH 54 HOLES (Since 1995-96)

	Score	Tournament	Course	Date
1.	821 (-43)	Turtle Bay Resort Invitational	Turtle Bay Resort	Nov. 5-7, 2007
2.	832 (-20)	Alister MacKenzie Invitational	The Meadow Club	Oct. 18-19, 2010
3.	833 (-19)	Alister MacKenzie Invitational	The Meadow Club	Oct. 8-9, 2007
4.	834 (-18)	Del Walker Intercollegiate	Virginia C.C.	Oct. 16-17, 2008
5.	836 (-16)	NCAA East Regional	Council Fire G.C.	May 15-17, 2008
6.	838 (-2)	Del Walker Intercollegiate	Virginia C.C.	March 2-3, 2015
7.	840 (-24)	Pacific Coast Intercollegiate	River Course at Alisal	April 2-3, 2007
8.	842 (-10)	Ping Arizona Intercollegiate	Arizona National G.C.	Jan. 29-30, 2007
9.	843 (-21)	Pacific Coast Intercollegiate	Sandpiper G.C.	March 31-April 1, 2003
10.	845 (-7)	Del Walker Intercollegiate	Virginia C.C.	Oct. 25-26, 2007

LOW SCORE TO PAR THROUGH 54 HOLES (Since 1995-96)

	Par	Tournament	Course	Date
1.	-43 (821)	Turtle Bay Resort Invitational	Turtle Bay Resort	Nov. 5-7, 2007
2.	-24 (840)	Pacific Coast Intercollegiate	River Course at Alisal	April 2-3, 2007
3.	-21 (843)	Pacific Coast Intercollegiate	Sandpiper G.C.	March 31-April 1, 2003
4.	-20 (832)	Alister MacKenzie Invitational	The Meadow Club	Oct. 18-19, 2010
5.	-19 (833)	Alister MacKenzie Invitational	The Meadow Club	Oct. 8-9, 2007

LOW SCORING AVERAGE (Since 1995-96)

Rk.	Avg	Year	Strokes (Rounds)
1.	287.50	2006-07	10,350 (36)
2.	288.12	2007-08	12,101 (42)
3.	289.16	2008-09	10,988 (38)
4.	289.19	2002-03	10,700 (37)
5.	292.00	2005-06	8,760 (30)
6.	292.47	2001-02	10,529 (36)
7.	295.03	2000-01	10,326 (35)
8.	295.74	2003-04	11,534 (39)
9.	296.30	2014-15	9,778 (33)
10.	298.57	1997-98	8,957 (30)

TEAM VICTORIES

<u>Aldila/Callaway Classic</u>	1995
<u>Anteater Invitational</u>	2010, 2009, 2007, 1996, 1995, 1994, 1993, 1991, 1988
<u>Big West Championships</u>	2018, 2015, 2010, 2008, 2007, 2003, 2002, 2001
<u>Cabo del Sol Intercollegiate</u>	2013
<u>Cal Lutheran Invitational</u>	1986
<u>Cal Poly Match Play</u>	2015
<u>Cal State Northridge Tournament</u>	1975
<u>Cal State Stanislaus Invitational</u>	1995, 1991
<u>Club Glove Intercollegiate</u>	2002
<u>Countrywide Intercollegiate</u>	2001, 2000
<u>Del Walker Intercollegiate</u>	2015
<u>Grand Canyon Classic</u>	1994
<u>Northwest Collegiate Classic</u>	2003
<u>Point Loma Invitational</u>	1991
<u>Sacramento State Invitational</u>	1991
<u>Southern California Intercollegiate Tournament</u>	1993
<u>UC Riverside Tournament</u>	1975
<u>USF Invitational</u>	1996
<u>USIU Classic</u>	1988

Incomplete list prior to 1995-96