

INDIVIDUAL RECORDS

SCORING

POINTS

Game:	Corey Hawkins at Hawai'i (1/19/13).....	40
Game (Pavilion):	Mike Lien vs. Cal State Stanislaus, 2/17/1979.....	39
Game (Road):	Corey Hawkins at Hawai'i (1/19/13).....	40
Season:	Elijah Pepper, 2022-23.....	697
Career:	Elijah Pepper, 2019-24.....	2,284
Three-year Career:	Elijah Pepper, 2021-24.....	1,742
Two-year Career:	Elijah Pepper, 2022-24.....	1,379

SCORING AVERAGE

Season:	Elijah Pepper, 2022-23.....	22.5
Career:	Corey Hawkins, 2012-15.....	19.7

BY YEAR OF ELIGIBILITY

By Freshman:	Marc Jones, 1988-89.....	494
By Sophomore:	Corey Hawkins, 2012-13.....	569
By Junior:	Elijah Pepper, 2022-23.....	697
By Senior:	Elijah Pepper, 2023-24.....	682

MISCELLANEOUS

Career 20+ Games:	Elijah Pepper, 2019-24.....	50
Season 20+ Games:	Elijah Pepper, 2022-23.....	21
	Elijah Pepper, 2023-24.....	21
Consecutive 10+ Games:	Richard Saunders, 1991-92.....	48

FIELD GOALS

FIELD GOALS MADE

Game:	Ron Knight vs. Humboldt State, 1951-52.....	18
Season:	Randy DeBortoli, 1987-88.....	254
Career:	Audwin Thomas, 1975-79.....	770

FIELD GOALS ATTEMPTED

Game:	Don Moore vs. Sacramento State, 2/11/66.....	31
Season:	Elijah Pepper, 2023-24.....	520
Career:	Elijah Pepper, 2019--24.....	1,812

PERCENTAGE

Game (min 10 att.):	Dominic Calegari vs. UC Irvine, 1/14/10.....	1.000 (10-10)
Season (min. 200 att.):	Justis Durkee, 1995-96.....	.670 (138-206)
Career (min. 500 att.):	Justis Durkee, 1995-98.....	.603 (331-549)

THREE-POINT FIELD GOALS

THREE-POINTERS MADE

Game:	Ryan Sypkens vs. Simpson, 1/2/14.....	10
Season:	Ryan Sypkens, 2012-13.....	106
Career:	Ryan Sypkens, 2009-14.....	315

THREE-POINTERS ATTEMPTED

Game:	Greg Scattini vs. Cal State Stanislaus, 2/16/90.....	15
Season:	Elijah Pepper, 2023-24.....	272
Career:	Elijah Pepper, 2019-24.....	799

PERCENTAGE

Game (min 5 att.):	Greg Scattini vs. San Francisco State, 2/20/90.....	1.000 (6-6)
	Justin Stearns vs. W. Wash, 11/23/02.....	1.000 (5-5)
	Josh Ritchart at Pacific, 2/12/11.....	1.000 (5-5)
Season (min. 70 att.):	Greg Scattini, 1988-89.....	.535 (39-71)
Career (min. 200 att.):	Greg Scattini, 1986-90.....	.492 (127-258)

FREE THROWS

FREE THROWS MADE

Game:	Fowzi Abdelsamad at Sonoma State, 1/3/03.....	17
Season:	Joe Harden, 2008-09.....	162
Career:	Corey Hawkins, 2012-15.....	443

FREE THROWS ATTEMPTED

Game:	Ezra Manjon, 11/25/20 vs. Nicholls State.....	19
Season:	Chima Moneke.....	220
Career:	Corey Hawkins (2012-15).....	551

PERCENTAGE

Game (min. 10 att.):	TY Johnson vs. Cal State Bakersfield 1/13/24.....	1.000 (14-14)
	Elijah Pepper vs. Cal State Bakersfield, 2/19/22.....	1.000 (12-12)
	TJ Shorts II at UC Riverside, 2/2/19.....	1.000 (11-11)
	TJ Shorts II vs. Lamar, 12/22/17.....	1.000 (13-13)
	Corey Hawkins vs. UC Irvine, 3/7/15.....	1.000 (11-11)
	Corey Hawkins at Hawai'i, 1/19/13.....	1.000 (12-12)
	Corey Hawkins vs. S. Illinois, 12/20/12.....	1.000 (12-12)
	Tyrell Corbin vs. UC Santa Cruz, 11/15/11.....	1.000 (12-12)
	Joe Harden vs. Seattle, 11/27/10.....	1.000 (10-10)
	Mark Payne vs. Florida Atlantic, 11/12/10.....	1.000 (14-14)
	Joe Harden at The Citadel, 12/15/08.....	1.000 (10-10)
	Fowzi Abdelsamad at Cal State Bakersfield, 1/18/03.....	1.000 (10-10)
	Fowzi Abdelsamad at Sonoma State, 1/3/03.....	1.000 (17-17)
Season (min. 70 att.):	Ken Stevenson, 1962-63.....	.912 (83-91)
Career (min. 200 att.):	Ken Stevenson, 1961-64.....	.871 (230-264)

MISCELLANEOUS

Consecutive FT Made:	Evan Jones, 1992-93.....	28
----------------------	--------------------------	----

REBOUNDS

Game:	Dominic Callori at Sonoma State, 2/16/01.....	24
Season:	Mike Lien, 1978-79.....	365
Career:	Alan Budde, 1965-68.....	952

ASSISTS

Game:	Gus Argenal at UC San Diego, 1/16/04.....	13
	Matt Cordova, 2/15/91.....	
Season:	Geoff Probst, 1988-89.....	162
Career:	Angelo Rivers, 1982-86.....	467

BLOCKED SHOTS

Game:	Niko Rocak vs. UC Irvine, 1/20/24.....	6
	Christian Anigwe at UC Irvine, 2/18/23.....	5
	Christian Anigwe vs. Pacific, 12/1/22.....	
	Garrison Goode vs. Cal State Fullerton, 3/2/19.....	
	Michael Boone at UC Santa Barbara, 1/26/08.....	
	Mike Kurtz vs. Seattle, 11/27/10.....	
	Jason Cox vs. St. Rose (N.Y.), 3/19/98.....	
	Randy DeBortoli vs. Cal State Hayward, 2/6/88.....	
Season:	Chima Moneke.....	51
Career:	Jason Cox, 1996-00.....	154

STEALS

Game:	Chris Familetti vs. Menlo, 12/14/91.....	11
Season:	Chris Familetti, 1991-92.....	93
Career:	Dante Ross, 1995-99.....	186

MISCELLANEOUS

CAREER

Games Played:	Darius Graham, 2012-17.....	139
Games Started:	Elijah Pepper, 2019-24.....	136
Minutes Played:	Elijah Pepper, 2019-24.....	4,461

SEASON

Games Played:	D. Graham, B. Lemar, C. Moneke, S. Schneider, L. White; 2016-17.....	36
Games Started:	Darius Graham, Brynton Lemar; 2016-17.....	36
Minutes Played:	Brynton Lemar, 2016-17.....	1,189

GAME

Minutes Played	Rommel Marentez, vs. Cal State Fullerton, 1/28/06.....	54
----------------	--	----

TEAM RECORDS

SCORING

POINTS BY UC DAVIS

Game:	vs. Northwest Washington, 12/10/83	W, 123-70
Game (Pavilion):	vs. Northwest Washington, 12/10/83	W, 123-70
Game (Road):	at Regis, 12/5/66	W, 109-93
Season:	2016-17 (36 games)	2,525
Season Average:	1967-68 (28 games)	81.3

BY OPPONENT

Game:	at Gonzaga, 1/26/61	L, 79-123
Game (Pavilion):	vs. Nevada, 12/8/78	L, 85-117
Game (Road):	at Gonzaga, 1/26/61	L, 79-123

BY BOTH TEAMS

Game:	UC Irvine, 1/29/11	215 (W [2ot], 108-107)
Game (Pavilion):	UC Irvine, 1/29/11	215 (W [2ot], 108-107)

SCORING MARGIN

Victory	vs. Colorado College, 12/22/67	69 (W, 116-47)
Defeat	at Memphis State, 12/1/60	65 (L, 53-118)

FIELD GOALS

FIELD GOALS MADE

Game:	vs. Nevada, 3/1/68	52
Season:	1967-68 (28 games)	900

FIELD GOALS ATTEMPTED

Game:	vs. Sacramento State, 3/2/68	92
Season:	1967-68 (28 games)	2,063

PERCENTAGE

Game:	vs. Humboldt State, 1/18/91	.710 (29-41)
	vs. Sacramento State, 2/1/80	.710
Season:	1980-81	.518 (726-1401)

THREE-POINT FIELD GOALS

THREE POINTERS MADE

Game:	at Hawai'i, 1/19/13	16
	at UC San Diego, 1/25/03 (2ot)	
Game (regulation):	at Hawai'i, 1/19/13	16
Season:	2014-15 (32 games)	274

THREE POINTERS ATTEMPTED

Game:	at San Diego State, 11/13/11	37
Game (regulation):	at San Diego State, 11/13/11	37
Season:	2013-14 (31 games)	687

PERCENTAGE

Game:	vs. Cal State Stanislaus, 2/12/89	.875 (8-9)
Season:	2014-15 (32 games)	.447

FREE THROWS

FREE THROWS MADE

Game:	vs. San Francisco State, 2/24/89	43
Season:	2016-17 (36 games)	558

FREE THROWS ATTEMPTED

Game:	vs. Cal State Hayward, 1/4/64	54
Season:	2016-17 (36 games)	828

PERCENTAGE

Game:	at UC Santa Barbara, 2/22/20	1.000 (10-10)
	at UC Riverside, 2/2/19	1.000 (23-23)
	at Sacramento State, 11/20/12	1.000 (13-13)
	at UC Irvine, 3/6/08	1.000 (16-16)
Season:	2008-09 (32 games)	.779 (508-652)

REBOUNDS

Game:	vs. Cal Baptist, 2/15/65	73
Season:	1967-68 (28 games)	1,435
Season Avg.:	1965-66 (22 games)	51.7

ASSISTS

Game:	vs. UC Santa Cruz, 10/20/89	33
Season:	2008-09 (32 games)	498

STEALS

Game:	vs. Dominican, 11/21/91	23
Season:	1997-98 (33 games)	290

BLOCKED SHOTS

Game:	Whittier, 12/30/09	10
Season:	2016-17	118

DEFENSE

FEWEST POINTS ALLOWED

Game	vs. Humboldt State, 1950-51	33
Season:	1998-99 (28 games)	1,706
Season Average:	1998-99 (28 games)	60.9

FEWEST FIELD GOALS ALLOWED

Season:	1998-99 (28 games)	574
---------	--------------------	-----

FEWEST FIELD GOALS ATTEMPTS ALLOWED

Season:	2003-04 (27 games)	1310
---------	--------------------	------

LOWEST FIELD GOAL PERCENTAGE ALLOWED

Season:	1997-98 (33 games)	.380 (715-1880)
---------	--------------------	-----------------

MISCELLANEOUS

VICTORIES

Season	1997-98	31
Longest Winning Streak	1/3/98 to 3/21/98, 22	
Longest Home Winning Streak	2/20/97 to 1/8/99, 27	

LOSSES

Season	2011-12	26
Longest Losing Streak	1950-51, 24	

OTHER

Winning Percentage	1997-98	.939 (31-2)
Games Played	2016-17	36

ATTENDANCE

Game (Home)	vs. Chico State, 1/23/99	7,926
Game (Road)	at Louisville, 1/9/06	18,816

INDIVIDUAL TOP 10 LISTS

SCORING

GAME

1.	Corey Hawkins at Hawai'i, 1/19/13	40
2.	Mike Lien vs. Cal St. Stanislaus, 2/17/79	39
t3.	Randy DeBortoli vs. Chico State, 1/8/88	38
t3.	Parrish Johnson vs. Humboldt State, 1/30/87	38
t3.	Ron Knight vs. Humboldt State, 1951-52	38
t6.	Fowzi Abdelsamad at UC San Diego, 1/25/03	37
t6.	Kevin Vasquez vs. Humboldt State, 2/18/95	37
8.	Mike Lien vs. Nevada, 12/8/78	36
19.	Joe Mooney at Northern Arizona, 12/4/19	35
t9.	Josh Ritchart vs. SIU Edwardsville, 11/22/13	35
t9.	Eddie Miller at UC Riverside, 2/26/11	35
t9.	Jess McElree at Cal St. Stanislaus, 1/12/02	35
t9.	Preston Neumayr vs. Pacific, 12/18/82	35
t9.	John Frost vs. Portland State, 3/11/67	35
t9.	Ray Crawford vs. San Francisco State, 1960-61	35

SEASON

1.	Elijah Pepper	697
2.	Elijah Pepper	682
3.	Randy DeBortoli, 1987-88	606
4.	Corey Hawkins, 2014-15	586
5.	Brynton Lemar, 2016-17	581
6.	Preston Neumayr, 1982-83	575
7.	Corey Hawkins, 2012-13	569
8.	Mark Olson, 1975-76	560
9.	Audwin Thomas, 1977-78	557
t10.	Robert Rose, 1984-85	544
t10.	John Frost, 1966-67	544

CAREER (All 1,000-point scorers)

1.	Elijah Pepper 2019-24	2,284
2.	Audwin Thomas, 1975-79	1,821
3.	Corey Hawkins, 2012-15	1,694
4.	Preston Neumayr, 1979-83	1,578
5.	Vince Oliver, 2005-2009	1,523
t6.	Siler Schneider, 2015-19	1,440
t6.	Mark Olson, 1972-76	1,440
8.	Pete Buchwald, 1984-88	1,405
9.	Mark Payne, 2007-11	1,399
10.	Joe Harden, 2008-11	1,347
11.	John Frost, 1965-68	1,346
12.	Dominic Callori, 1999-2003	1,339
13.	Josh Ritchart, 2010-15	1,338
14.	Jason Cox, 1996-2000	1,292
15.	Ryan Sypkens, 2009-14	1,280
16.	Fowzi Abdelsamad, 2000-05	1,235
17.	Brynton Lemar, 2013-17	1,170
18.	Mark Ford, 1974-77	1,137
19.	Jason Rabedeaux, 1983-85, '86-88	1,112
20.	Alan Steed, 1967-70	1,107
21.	Dominic Calegari, 2006-10	1,106
22.	Thomas Juillerat, 2003-07	1,059
23.	Ryan Moore, 2001-05	1,058
24.	Dante Ross, 1996-99	1,052
25.	TY Johnson, 2021-present	1,030
26.	Ezra Manjon, 2019-22	1,028

REBOUNDING

GAME

1.	Dominic Callori at Sonoma State, 12/16/01	24
2.	Alan Budde vs. Colorado College, 12/3/66	23
3.	Mike Lien vs. UC Riverside, 1/7/78	22
t4.	Mike Lien vs. Cal St. Stanislaus, 2/17/79	21
t4.	Mike Lien vs. Chico State, 1/12/79	21
t6.	Mike Lien vs. Humboldt State, 1/13/79	20
t6.	Mike Lien vs. Cal St. Stanislaus, 2/17/78	20
t8.	Josh Fox, Long Beach State, 2/13/16	18
t8.	Chris Ferenz vs. Pacific, 12/30/86	18
t8.	Mark Ford vs. Humboldt State, 2/23/74	18
t8.	Chima Moneke vs. Cal Poly, 3/9/17	18

SEASON

1.	Mike Lien, 1978-79	365
----	--------------------	-----

2.	Ron McMillen, 1971-72	349
3.	Chima Moneke, 2016-17	341
4.	Alan Budde, 1966-67	334
5.	Alan Budde, 1967-68	310
6.	Alan Budde, 1965-66	308
7.	Dominic Callori, 2001-02	282
8.	Mike Lien, 1977-78	281
9.	Randy DeBortoli, 1987-88	269
10.	Dominic Callori, 2002-03	255

CAREER

1.	Alan Budde, 1965-68	952
2.	Mark Olson, 1972-76	869
3.	Dominic Callori, 1999-2003	844
4.	Pete Buchwald, 1984-88	757
5.	Ron McMillan, 1969-72	682
6.	Justis Durkee, 1995-98	650
7.	Mike Lien, 1977-79	646
8.	Joe Harden, 2008-11	602
9.	Mark Ford, 1974-77	576
10.	J.T. Adenrele, 2011-17	573

ASSISTS

GAME

t1.	Gus Argenal at UC San Diego, 1/16/04	13
t1.	Matt Cordova vs. Chico State, 2/15/91	13
3.	Angelo Rivers vs. Cal, 11/26/84	12
t4.	TJ Shorts II vs. Ca Poly, 1/19/19	11
t4.	Paolo Mancasola at Hawai'i, 1/19/13	11
t4.	Marcus Knott at Humboldt State, 1/4/97	11
t4.	Danny Yoshikawa vs. Dominican, 11/17/95	11
t4.	Danny Yoshikawa at San Francisco, 2/11/95	11
t4.	Glendell King vs. Cal St. Hayward, 3/4/88	11
t10.	Mark Payne vs. Cal St. Fullerton, 2/14/09	10
t10.	Mark Payne vs. Sacramento State, 3/1/08	10
t10.	TJ Shorts II at Cal Poly, 2/15/18	10
t10.	TY Johnson vs UC Santa Barbara, 12/28/23	10

SEASON

1.	Dante Ross, 1997-98	166
2.	Geoff Probst, 1988-89	162
3.	Angelo Rivers, 1984-85	152
4.	Danny Yoshikawa, 1995-96	151
5.	Mark Payne, 2008-09	148
t6.	TJ Shorts II, 2017-18	146
6.	Danny Yoshikawa, 1994-95	141
7.	Angelo Rivers, 1985-86	137
7.	Glendell King, 1987-88	135
9.	Ezra Manjon, 2019-20	130
8.	TJ Shorts II, 2018-19	126
10.	Paolo Mancasola, 2012-13	121

CAREER

1.	Angelo Rivers, 1982-86	467
2.	Mark Payne, 2007-2011	448
3.	Darius Graham, 2012-17	418
4.	Dante Ross, 1996-99	380
5.	Rommel Marentez, 2002-07	307
6.	Tyler Boyd, 1998-02	299
7.	Danny Yoshikawa, 1994-96	292
8.	Gus Argenal, 2000-04	274
t9.	TJ Shorts II, 2017-19	272
t9.	Audwin Thomas, 1975-79	272

STEALS

GAME

1.	Chris Familetti vs. Menlo, 12/14/91	11
t2.	TY Johnson vs. Milwaukee, 11/26/22	8
t2.	Mark Payne, UC SANTA CRUZ, 11/18/09	8
t2.	Chris Familetti vs. Pomona, 12/17/90	8
t4.	Dante Ross vs. Chico State, 1/28/98	7
t4.	Justis Durkee vs. Central Washington, 1/3/98	7
t4.	Darryl Chambers, vs. Notre Dame, 2/2/96	7
t4.	Chris Familetti vs. Sac State, 1/30/91	7
t4.	Robert Rose vs. Pomona-Pitzer, 11/24/84	7

SEASON

1.	Chris Familetti, 1991-92	93
2.	Chris Familetti, 1990-91	79
3.	Dante Ross, 1997-98	76
4.	TJ Shorts II, 2017-18	63
t5.	Dante Ross, 1998-99	58
t5.	TY Johnson, 2023-24	58
t7.	TY Johnson, 2022-23	57
t7.	Mark Payne, 2007-08	57
9.	Elijah Pepper, 2023-24	56
10.	Geoff Probst, 1988-89	54

CAREER

1.	Elijah Pepper, 2019-24	222
2.	Dante Ross, 1996-99	186
3.	Angelo Rivers, 1983-86	180
4.	Mark Payne, 2007-11	179
5.	Chris Familetti, 1988-89, '90-92	172
6.	Rommel Marentez, 2002-07	133
7.	Corey Hawkins, 2012-15	125
t8.	Tyler Boyd, 1998-02	121
t8.	Jason Cox, 1996-2000	121
10.	TY Johnson, 2021-present	119

BLOCKED SHOTS

GAME

1.	Niko Rocak vs. UC Irvine, 1/20/24	6
t2.	Christian Anigwe vs. UC Irvine, 2/18/23	5
t2.	Christian Anigwe, vs Pacific, 12/1/22	5
t2.	Garrison Goode vs. Cal State Fullerton, 3/2/19	5
t2.	Mike Kurtz vs. Seattle, 11/27/10	5
t2.	Jason Cox, vs. St. Rose (N.Y.) 3/19/98	5
t2.	Randy DeBortoli vs. Cal St. Hayward, 2/6/88	5
t2.	Michael Boone at UC Santa Barbara, 1/26/08	5
t9.	Matt Neufeld at Cal Poly, 2/17/19	4
t9.	J.T. Adenrele vs. UC Irvine, 3/9/13	4
t9.	J.T. Adenrele at UC Riverside, 2/18/13	4
t9.	J.T. Adenrele at Cal Poly, 3/1/12	4
t9.	Joe Harden vs. UC Riverside, 2/28/10	4
t9.	Mark Payne vs. Seattle, 12/5/09	4
t9.	Jaqay Carlyle vs. Pacific, 12/8/04	4
t9.	Jason Cox vs. Western Oregon, 11/20/99	4
t9.	Jason Cox vs. Chico State, 1/20/99	4
t9.	Jason Cox at Sonoma State, 1/3/97	4
t9.	Jason Cox vs. Dominican, 12/21/96	4
t9.	Rick Gonzales vs. San Francisco State, 2/1/97	4
t9.	Micah Watson vs. Pacific Christian, 11/23/91	4
t9.	Omari Smith vs. Cal St. Stanislaus, 2/16/90	4
t9.	Mark Jensen vs. Cal St. Northridge, 2/16/90	4
t9.	Mark Jensen vs. Pacific, 12/7/89	4
t9.	Robert Rose vs. San Francisco State, 1/25/85	4
t9.	Chima Moneke vs. Cal State Fullerton, 3/10/17	4
t9.	J.T. Adenrele vs. Long Beach State, 2/25/17	4
t9.	Chima Moneke at Long Beach State, 2/16/17	4
t9.	Chima Moneke vs. Long Beach State, 1/17/18	4
t9.	Chima Moneke vs. William Jessup, 12/9/17	4

SEASON

1.	Chima Moneke, 2016-17	51
t2.	J.T. Adenrele, 2012-13	46
t2.	Jason Cox, 1997-98	46
4.	Niko Rocak, 2023-24	41
5.	Christian Anigwe, 2022-23	40
t6.	Jason Cox, 1996-97	39
t6.	Randy DeBortoli, 1987-88	39
7.	Jason Cox, 1998-99	37
8.	Micah Watson, 1991-92	35
9.	Jason Cox, 1999-2000	32
t10.	Dominic Calegari, 2009-10	30
t10.	Pat Chylinski, 1988-89	30

CAREER

1.	Jason Cox, 1996-2000	154
2.	J.T. Adenrele, 2011-17	111
3.	Dominic Calegari, 2006-10	79
t4.	Pete Buchwald, 1984-88	74

INDIVIDUAL TOP 10 LISTS

14.	Chima Moneke, 2015-18	74
6.	Christian Anigwe, 2020-23.....	71
17.	Josh Ritchart, 2010-15	68
17.	Micah Watson, 1992-94.....	68
9.	Peter Vanos, 1987-89, '90-92	61
10.	Randy DeBortoli, 1986-88	57

YEAR-BY-YEAR LEADERS

YEAR	POINTS	REBOUNDS	ASSISTS	STEALS
2023-24	682, Elijah Pepper	164, Niko Rocak	104, TY Johnson	58, TY Johnson
2022-23	697, Elijah Pepper	184, Elijah Pepper	105, Elijah Pepper	57, TY Johnson
2021-22	363, Elijah Pepper	136, Christian Anigwe	81, Ezra Manjon	38, Elijah Pepper
2020-21	280, Ezra Manjon	92, Kennedy Koehler	59, Ezra Manjon	38, Elijah Pepper
2019-20	419, Joe Mooney	167, Elijah Pepper	130, Ezra Manjon	39, Elijah Pepper
2018-19	440, TJ Shorts II	137, TJ Shorts II	126, TJ Shorts II	46, TJ Shorts II
2017-18	490, TJ Shorts II	201, Chima Moneke	146, TJ Shorts II	63, TJ Shorts II
2016-17	581, Brynton Lemar	341, Chima Moneke	113, Darius Graham	36, Lawrence White
2015-16	416, Josh Fox	189, Josh Fox	82, Darius Graham	38, Lawrence White
2014-15	586, Corey Hawkins	138, Corey Hawkins	102, Darius Graham	39, C. Hawkins/A. Johnson
2013-14	539, Corey Hawkins	135, Corey Hawkins	93, Darius Graham	44, Corey Hawkins
2012-13	569, Corey Hawkins	226, Ryan Howley	121, Paolo Mancasola	42, Corey Hawkins
2011-12	340, Josh Ritchart	153, Josh Ritchart	91, Tyrell Corbin	37, Tyrell Corbin
2010-11	418, Mark Payne/Joe Harden	157, Joe Harden	96, Mark Payne	38, Joe Harden
2009-10	532, Dominic Calegari	216, Joe Harden	105, Mark Payne	50, Mark Payne
2008-09	493, Vince Oliver	229, Joe Harden	148, Mark Payne	42, Mark Payne
2007-08	378, Vince Oliver	161, Mark Payne	99, Mark Payne	57, Mark Payne
2006-07	356, Vince Oliver	134, Thomas Juillerat	73, Rommel Marentez	39, Thomas Juillerat
2005-06	355, Rommel Marentez	169, Phil Rasmussen	95, Rommel Marentez	52, Rommel Marentez
2004-05	440, Ryan Moore	127, Ryan Moore	75, Thomas Juillerat	36, Rommel Marentez
2003-04	359, Ryan Moore	120, Ryan Moore	74, Gus Argenal	28 Gus Argenal
2002-03	463, Dominic Callori	255, Dominic Callori	92, Gus Argenal	33, Dominic Callori
2001-02	412, Jess McElree	282, Dominic Callori	103, Tyler Boyd	41, Tyler Boyd
2000-01	316, Jess McElree	142, Dominic Callori	88, Tyler Boyd	29, Tyler Boyd
1999-2000	404, Jason Cox	165, Dominic Callori	82, Tyler Boyd	39, Jason Cox
1998-99	405, Dante Ross	140, Jason Cox	112, Dante Ross	58, Dante Ross
1997-98	397, Dante Ross	189, Justis Durkee	166, Dante Ross	76, Dante Ross
1996-97	323, Dedrique Taylor	216, Justis Durkee	102, Dante Ross	52, Dante Ross
1995-96	338, Justis Durkee	245, Justis Durkee	151, Danny Yoshikawa	47, Daryl Chambers
1994-95	432, Brad Foss	156, Brad Foss	141, Danny Yoshikawa	47, Kevin Vasquez
1993-94	270, Bruce Heicke	164, Shanan Rosenberg	89, Erik Robinson	34, Bruce Heicke
1992-93	309, Evan Jones	146, Shanan Rosenberg	79, Mark Ravenscroft	34, Omari Smith
1991-92	513, Richard Saunders	180, Peter Vanos	119, Chris Familetti	93, Chris Familetti
1990-91	453, Richard Saunders	183, Matt Cordova	109, Chris Familetti	78, Chris Familetti
1989-90	430, Tom Neumayr	129, Thomas Ware	94, Michael Arnold	32, Matt Cordova
1988-89	494, Marc Jones	177, Pat Chylinski	162, Geoff Probst	54, Geoff Probst
1987-88	606, Randy DeBortoli	269, Randy DeBortoli	135, Glendell King	40, Glendell King
1986-87	385, Parrish Johnson	207, Chris Ferenz	90, Glendell King	32, Parrish Johnson
1985-86	380, Pete Buchwald	187, Brad Tatom	137, Angelo Rivers	46, Angelo Rivers
1984-85	544, Robert Rose	210, Pete Buchwald	152, Angelo Rivers	47, Angelo Rivers
1983-84	278, Angelo Rivers	249, Scott Cowan	105, Angelo Rivers	22, Angelo Rivers
1982-83	575, Preston Neumayr	186, Eric Reuter	73, Angelo Rivers	39, Robert Rose
1981-82	413, Preston Neumayr	144, Eric Reuter	84, Dave Sullivan	28, Preston Neumayr
1980-81	366, Preston Neumayr	162, Jim Swan	55, Dave Sullivan	**NOT COMPILED**
1979-80	418, Jim Swan	191, Jim Swan	99, George Ambrosini	**NOT COMPILED**
1978-79	529, Mike Lien	365, Mike Lien	77, Audwin Thomas	**NOT COMPILED**
1977-78	557, Audwin Thomas	281, Mike Lien	76, Audwin Thomas	**NOT COMPILED**
1976-77	427, Audwin Thomas	185, Dave Bailey	76, Rich Stone	**NOT COMPILED**
1975-76	543, Mark Olson	239, Mark Olson	85, Mark Ford	**NOT COMPILED**
1974-75	476, Mark Olson	222, Mark Olson	**NOT COMPILED**	**NOT COMPILED**
1973-74	287, Ben Dowling	194, Ben Dowling	**NOT COMPILED**	**NOT COMPILED**
1972-73	513, Gary Fox	254, Mark Olson	**NOT COMPILED**	**NOT COMPILED**
1971-72	455, Ron McMillan	349, Ron McMillan	**NOT COMPILED**	**NOT COMPILED**
1970-71	370, Mark Underwood	225, Ron McMillan	**NOT COMPILED**	**NOT COMPILED**
1969-70	459, Al Steed	234, Mark Underwood	**NOT COMPILED**	**NOT COMPILED**
1968-69	416, Bob Johnson	157, Bob Johnson	**NOT COMPILED**	**NOT COMPILED**
1967-68	384, John Frost	310, Alan Budde	**NOT COMPILED**	**NOT COMPILED**
1966-67	544, John Frost	334, Alan Budde	**NOT COMPILED**	**NOT COMPILED**
1965-66	402, John Frost	295, Alan Budde	**NOT COMPILED**	**NOT COMPILED**
1964-65	405, Ralph Johnson	249, Ralph Johnson	**NOT COMPILED**	**NOT COMPILED**
1963-64	283, Ken Stevenson	163, Ralph Johnson	**NOT COMPILED**	**NOT COMPILED**
1962-63	247, Ken Stevenson	**NOT COMPILED**	**NOT COMPILED**	**NOT COMPILED**

YEAR-BY-YEAR LEADERS

YEAR	POINTS	REBOUNDS	ASSISTS	STEALS
1961-62	395, Ray Crawford	**NOT COMPILED**	**NOT COMPILED**	**NOT COMPILED**
1960-61	278, Ray Crawford	**NOT COMPILED**	**NOT COMPILED**	**NOT COMPILED**
1959-60	290, Mike Freeman	**NOT COMPILED**	**NOT COMPILED**	**NOT COMPILED**
1958-59	201, Bob Granados	**NOT COMPILED**	**NOT COMPILED**	**NOT COMPILED**
1957-58	159, Ralph Fife	**NOT COMPILED**	**NOT COMPILED**	**NOT COMPILED**
1956-57	242, Rollin Wilkinson	**NOT COMPILED**	**NOT COMPILED**	**NOT COMPILED**
1955-56	no data	**NOT COMPILED**	**NOT COMPILED**	**NOT COMPILED**
1954-55	312, Bill Rahn	**NOT COMPILED**	**NOT COMPILED**	**NOT COMPILED**
1953-54	273, Bill Rahn	**NOT COMPILED**	**NOT COMPILED**	**NOT COMPILED**
1952-53	316, Rich Donnell	**NOT COMPILED**	**NOT COMPILED**	**NOT COMPILED**
1951-52	no data	**NOT COMPILED**	**NOT COMPILED**	**NOT COMPILED**
1950-51	318, Ernie Wetmore	**NOT COMPILED**	**NOT COMPILED**	**NOT COMPILED**
1949-50	225, Grant Braun	**NOT COMPILED**	**NOT COMPILED**	**NOT COMPILED**
1948-49	310, Gordon Young	**NOT COMPILED**	**NOT COMPILED**	**NOT COMPILED**
1947-48	no data	**NOT COMPILED**	**NOT COMPILED**	**NOT COMPILED**
1946-47	215, Gordon Young	**NOT COMPILED**	**NOT COMPILED**	**NOT COMPILED**
1946	162, Myron Schaffer	**NOT COMPILED**	**NOT COMPILED**	**NOT COMPILED**

YEAR-BY-YEAR RECORDS/COACHING HISTORY

Season	Overall	League	Ptc	Coach (yrs)	Nat'l Postseason
2023-24	20-13	14-6	2nd	Jim Les (13)	
2022-23	18-14	11-8	6th	Jim Les	
2021-22	13-11	5-6	7th	Jim Les	
2020-21	10-8	6-4	4th	Jim Les	
2019-20	14-18	8-8	T4th	Jim Les	Canceled due to COVID-19
2018-19	11-20	7-9	7th	Jim Les	
2017-18	22-11	12-4	1st	Jim Les	NIT First Round
2016-17	23-13	11-5	2nd	Jim Les	NCAA First Round
2015-16	11-19	6-10	5th	Jim Les	
2014-15	25-7	14-2	1st	Jim Les	NIT First Round
2013-14	9-22	4-12	9th	Jim Les	
2012-13	14-17	9-9	6th	Jim Les	
2011-12	5-26	3-13	8th	Jim Les	
2010-11	10-20	4-12	9rd	Gary Stewart (8)	
2009-10	14-18	8-8	T3rd	Gary Stewart	
2008-09	13-19	7-9	T7th	Gary Stewart	
2007-08	9-22	2-14	9th	Gary Stewart	
2006-07	5-23			Gary Stewart	Not Eligible
2005-06	8-20			Gary Stewart	Not Eligible
2004-05	11-17			Gary Stewart	Not Eligible
2003-04	18-9	15-7	4th	Gary Stewart	Not Eligible
2002-03	12-15	9-13	T7th	Brian Fogel (5)	
2001-02	15-12	12-10	5th	Brian Fogel	
2000-01	18-9	15-7	3rd	Brian Fogel	
1999-2000	22-7	16-6	T2nd	Brian Fogel	West Region Finals
1998-99	22-6	18-4	1st	Brian Fogel	West Region Semis
1997-98	31-2	14-0	1st	Bob Williams (8)	NCAA CHAMPIONS
1996-97	20-9	11-3	T1st	Bob Williams	West Region 1st Rd.
1995-96	24-6	14-0	1st	Bob Williams	West Region Semis
1994-95	20-11	13-1	1st	Bob Williams	West Region Semis
1993-94	11-15	7-7	5th	Bob Williams	
1992-93	13-14	9-5	3rd	Bob Williams	
1991-92	19-11	11-3	2nd	Bob Williams	
1990-91	20-8	11-3	2nd	Bob Williams	
1989-90	11-16	7-7	4th	Lonnie Williams (1)	
1988-89	16-13	11-3	T2nd	Bob Hamilton (22)	
1987-88	14-15	7-5	4th	Bob Hamilton	
1986-87	12-16	8-4	3rd	Bob Hamilton	
1985-86	17-11	7-5	3rd	Bob Hamilton	
1984-85	13-15	9-5	3rd	Bob Hamilton	
1983-84	13-13	7-7	5th	Bob Hamilton	
1982-83	8-19	6-8	6th	Bob Hamilton	
1981-82	8-16	5-7	T4th	Bob Hamilton	
1980-81	15-12	6-6	4th	Bob Hamilton	
1979-80	9-18	6-6	4th	Bob Hamilton	
1978-79	12-14	8-4	T1st	Bob Hamilton	
1977-78	19-10	9-3	1st	Bob Hamilton	West Region 1st Rd.
1976-77	14-12	8-4	T1st	Bob Hamilton	
1975-76	18-10	10-2	T1st	Bob Hamilton	West Region 1st Rd.
1974-75	16-12	9-1	1st	Bob Hamilton	West Region 1st Rd.
1973-74	13-13	8-4	3rd	Bob Hamilton	
1972-73	14-12	8-4	3rd	Bob Hamilton	
1971-72	11-14	6-6	T3rd	Bob Hamilton	
1970-71	9-16	8-4	2nd	Bob Hamilton	
1969-70	15-9	8-4	2nd	Bob Hamilton	
1968-69	18-10	12-2	T1st	Bob Hamilton	West Region 1st Rd.
1967-68	17-11	12-2	1st	Bob Hamilton	West Region 1st Rd.
1966-67	21-7	12-2	1st	Joe Carlson (4)	West Region 1st Rd.
1965-66	15-7	7-5	2nd	Joe Carlson	
1964-65	13-10	5-7	3rd	Joe Carlson	
1963-64	7-15	4-8	5th	Joe Carlson	
1962-63	5-15	3-9	7th	Jim Sells (5)	
1961-62	7-17	5-7	5th	Jim Sells	
1960-61	4-17	3-7	4th	Jim Sells	
1959-60	4-22	2-8	6th	Jim Sells	
1958-59	5-17	0-10	6th	Jim Sells	
1957-58	5-17	0-10	6th	Herb Schmalenberger (1)	
1956-57	4-18	1-9	6th	George Stromgren (17)	
1955-56	3-17	0-10	6th	George Stromgren	
1954-55	2-16	1-9	6th	George Stromgren	
1953-54	3-17	2-8	5th	George Stromgren	
1952-53	7-16	2-10	4th	George Stromgren	
1951-52	13-10	9-3	1st	Carl Boyer (1)	
1950-51	2-22	2-6	4th	George Stromgren	

1949-50	15-8	8-4	2nd	George Stromgren
1948-49	13-12	6-10	5th	George Stromgren
1947-58	2-18	2-14	5th	George Stromgren
1946-47	7-15			George Stromgren
1945-46	2-13			Woody Wilson (2)
1944-45				No games scheduled
1943-44				No games scheduled
1942-43	2-6			George Stromgren
1941-42	3-16	1-5	4th	George Stromgren
1940-41	5-18	0-6	4th	George Stromgren
1939-40	14-7	8-0	1st	George Stromgren
1938-39	18-8	8-0	1st	George Stromgren
1937-38	6-15	2-6	T4th	George Stromgren
1936-37	6-15	3-5	3rd	George Stromgren
1935-36	3-18	3-5	T3rd	Crip Toomey (8)
1934-35	7-12	3-7	5th	Crip Toomey
1933-34	5-11	2-6	5th	Crip Toomey
1932-33	13-9	7-3	T2nd	Crip Toomey
1931-32	8-10	4-6	T3rd	Crip Toomey
1930-31	9-5	5-5	N/A	Crip Toomey
1929-30	9-12	1-9	6th	Crip Toomey
1928-29	1-12	0-8	5th	Crip Toomey
1927-28	2-11	0-8	5th	Woody Wilson
1926-27	2-8	0-4	3rd	Bill Driver (4)
1925-26	1-14	0-8	5th	Bill Driver
1924-25	3-9			Bill Driver
1923-24	11-5			Bill Driver
1922-23	10-3			Chester Brewer (1)
1921-22	2-5			W.D. Elfrink (1)
1920-21	0-1			Doc Seawright (2)
1919-20	5-6			Doc Seawright
1918-19	0-1			Red Harper (1)
1917-18	3-7			J.D. Marquardt (1)
1916-17	2-7			E.B. Blabee (1)
1915-16	3-6			R.A. Harmon (1)
1914-15	3-9			H.S. Baird (3)
1913-14	7-5			H.S. Baird
1912-13	7-1			H.S. Baird
1911-12	7-4			Howard Phillips (2)
1910-11	2-4			Howard Phillips

CONFERENCE AFFILIATIONS

2007-08 to present: Big West Conference

2004-05 to 2005-07: Division I Independent

1998-99 to 2003-04: California Collegiate Athletic Association

1982-83 to 1997-98: Northern California Athletic Conference

1925-26 to 1981-82: Far Western Conference

All-Time Coaching Records

Coach	Seasons	Yrs.	W	L	Pct.
JIM LES	2011-Present	13	195	199	.495
Gary Stewart	2003-11	8	88	148	.373
Brian Fogel	1998-03	5	89	45	.664
Bob Williams	1990-98	8	158	76	.675
Lonnie Williams	1989-90	1	11	16	.407
Bob Hamilton	1967-89	22	301	291	.508
Joe Carlson	1963-67	4	56	39	.589
Jim Sells	1958-63	5	25	88	.221
Herb Schmalenberger	1957-58	1	5	17	.227
George Stromgren	1936-43, 46-51, 52-57	17	112	244	.315
Carl Boyer	1951-52	1	13	10	.565
Woody Wilson	1945-46, 27-28	2	4	24	.143
Crip Toomey	1928-36	8	55	89	.382
Bill Driver	1923-27	4	17	36	.321
Chester Brewer	1922-23	1	10	3	.769
W.D. Elfrink	1921-22	1	2	5	.286
Doc Seawright	1919-21	2	5	7	.417
Red Harper	1918-19	1	0	1	.000
J.D. Marquardt	1917-18	1	3	7	.300
E.B. Blabee	1916-17	1	2	7	.222
R.A. Harmon	1915-16	1	3	6	.333
H.S. Baird	1912-15	3	17	15	.531
Howard Phillips	1910-12	2	9	8	.529
Totals		107	1105	1317	.456

OPPONENT SERIES HISTORIES

NON-CONFERENCE OPPONENTS

AIR FORCE (2-3)

12/22/09	A	L	57-69
12/21/13	H	W	80-74
12/20/14	A	W	81-75
12/19/15	H	L	60-67
12/22/16	A	L	67-77

ARIZONA (0-2)

12/04/74	A	L	58-8
12/22/18	A	L	68-70

ARKANSAS (0-2)

11/20/08	A	L	59-68
11/12/18	A	L	58-81

ARKANSAS STATE (0-1)

11/15/19	N	L	67-80
----------	---	---	-------

AUBURN (1-0)

1916-17	W	35-25
---------	---	-------

AZUSA PACIFIC (1-1)

12/17/65	H	W	81-50
12/20/65	A	L	73-74

BALL STATE (1-0)

11/28/09	A	W	60-58
----------	---	---	-------

BARRY (1-0)

11/17/01	H	W	85-73
----------	---	---	-------

BETHENY (1-0)

12/21/05	H	W	81-63
----------	---	---	-------

BOISE STATE (1-2)

2/20/09	A	W	82-74
11/21/10	H	L	47-67
12/30/15	A	L	56-64

BRADLEY (0-1)

12/05/60	A	L	65-102
----------	---	---	--------

BYU (0-2)

1936-37	L	28-38
1936-37	L	32-33

BROWN (1-1)

1/2/07	H	W	49-47
12/1/07	A	L	57-73

BRYANT (0-1)

11/12/11	N	L	63-70
----------	---	---	-------

BYU-HAWAII (2-1)

1980-81	H	W	79-76
3/9/00	N	W	60-53
11/16/01	H	L	86-90

CAL MARITIME (1-0)

1/3/15	H	W	78-41
--------	---	---	-------

CAL POLY POMONA (12-14)

1969-70	N	W	85-82
1975-76	N	L (OT)	82-84
1980-81	H	W	65-58
1984-85	A	L	62-66
1986-87	H	L	79-88

1987-88	H	W	85-75
1988-89	A	W	77-75
12/2/89	A	L	80-81
12/17/90	H	W	80-67
12/19/91	A	L	57-74
12/21/92	H	W	72-61
12/28/93	A	L	74-76
12/11/94	H	L	68-81
12/20/95	A	W	60-34
12/19/98	A	L (OT)	78-80
2/13/99	H	W	76-69
12/18/99	H	W	75-70
2/12/00	A	L	71-73
1/19/01	A	L	62-72
2/24/01	H	W	73-62
1/4/02	H	W	82-74
2/16/02	A	W	85-71
1/11/03	H	L	64-77
2/14/03	A	L	43-65
1/3/04	A	L (OT)	67-69
2/27/04	H	L	73-75

CAL STATE DOMINGUEZ HILLS (14-2)

1984-85	H	W	76-71
1985-86	A	W	70-55
12/7/96	H	W	66-54
12/5/97	H	W	67-57
12/12/98	A	W	55-49
2/6/99	H	W	74-46
12/10/99	H	W	68-63
2/5/00	A	W	72-60
12/18/00	A	W	72-66
2/9/01	H	W	59-46
12/8/01	H	W	67-63
2/1/02	A	L	70-76
1/31/03	H	L (2OT)	92-98
3/8/03	H	W	64-63
1/30/04	A	W	75-49
2/7/04	H	W	85-79

CAL STATE EAST BAY (57-26)

1961-62	H	L	51-59
1961-62	A	L	64-66
1962-63	H	W	46-44
1962-63	A	L	56-65
1962-63	H	L	64-66
1963-64	W	68-62	
1963-64	L	55-62	
2/6/65	A	L	70-82
2/12/65	H	W (OT)	60-59
1/8/66	H	W	50-43
2/19/66	A	W	73-71
1/27/67	A	L	58-66
2/10/67	H	W	67-60
2/9/68	H	W	86-66
2/16/68	A	W	80-71
1968-69	H	W	75-67
1968-69	A	L	74-81
2/6/69	H	L	86-91
2/13/69	A	L	68-79
1970-71	A	L	67-72
1970-71	H	W	76-72
1971-72	W	70-56	
1971-72	L	74-75	
1972-73	A	W	79-69
1972-73	H	W	83-59
1973-74	W	74-67	
1973-74	W	72-58	
1974-75	A	W	64-55
1974-75	H	W	72-62

1975-76	H	W	94-71
1975-76	A	W	86-71
1976-77	L (OT)	80-81	
1976-77	W	65-61	
1976-77	L	70-71	
1977-78	H	W	78-65
1977-78	A	L	60-65
1977-78	H	L	69-71
1978-79	H	W	68-67
1978-79	A	L	73-75
1979-80	A	W	52-50
1979-80	H	W	63-61
1980-81	A	W	73-68
1980-81	H	W	80-63
1981-82	A	L	69-80
1981-82	H	W	56-47
1982-83	H	W	79-61
1982-83	A	L	74-80
1983-84	A	W	65-52
1983-84	H	W	84-60
1984-85	H	L	78-88
1984-85	A	W	76-75
1984-85	A	L	62-69
1985-86	H	W	88-59
1985-86	A	W	61-58
1985-86	A	L	65-71
1986-87	A	W	65-62
1986-87	H	W	92-77
1987-88	H	W	62-61
1987-88	A	L	73-83
1988-89	H	W	86-77
1988-89	A	L	55-61
1988-89	H	W	60-59
1/6/90	A	W	88-87
2/3/90	H	W	95-93
1/26/91	A	L	66-67
2/8/91	H	W	64-48
1/10/92	H	W	52-41
2/22/92	A	W	70-69
1/15/93	A	L	56-62
2/13/93	H	W	68-51
1/14/94	H	W	81-64
2/21/94	A	W	70-62
1/20/95	H	W	75-41
2/4/95	A	W	73-60
1/12/96	A	W	73-58
2/10/96	H	W	70-55
1/10/97	H	W	71-58
2/8/97	A	W	57-53
2/28/97	H	W	94-60
1/16/98	H	W	76-54
2/14/98	A	W	72-68
11/24/01	A	W	88-53
12/19/02	H	W	90-74

CAL STATE LOS ANGELES (16-11)

1954-55	L	68-83	
1959-60	A	L	61-90
1976-77	A	L	83-88
1977-78	H	W	94-88
1980-81	A	W	71-69
1981-82	H	W	76-71
1983-84	H	W	81-76
12/16/92	A	L	72-75
12/15/93	H	L	62-67
12/20/94	H	W (30T)	80-77
3/11/95	N	L	74-78
12/22/95	A	W	53-51
12/6/96	H	L	54-56
11/22/97	A	L (OT)	61-62

3/6/98	H	W	53-51
12/11/98	A	W	55-47
2/5/99	H	L (OT)	65-67
12/11/99	H	W	66-47
2/4/00	A	L	50-53
12/17/00	A	L	68-73
2/10/01	H	W (OT)	67-65
12/7/01	H	W	81-75
2/2/02	A	W	73-72
2/1/03	H	W	76-54
3/7/03	H	W	69-54
1/31/04	A	W	64-38
2/6/04	H	W	64-38

CAL STATE MONTEREY BAY (2-0)

11/28/00	H	W	90-65
12/2/02	A	W	84-65

CAL STATE SAN BERNARDINO (7-7)

12/15/90	H	W	73-59
12/29/94	A	L	59-73
1/15/99	A	W	63-59
2/26/99	H	W	60-56
1/15/00	H	W	64-58
2/25/00	A	W	73-63
1/20/01	A	L	63-75
2/23/01	H	W	66-64
1/5/02	H	L	60-68
2/15/02	A	L	55-72
1/10/03	H	L	49-76
2/15/03	A	L	49-93
1/2/04	A	L	53-74
2/28/04	H	W	64-48

CAL STATE STANISLAUS (50-25)

1968-69	H	W	99-87
1968-69	H	L	89-99
1970-71	A	L	65-74
1970-71	H	L	71-77
1971-72	W	88-79	
1971-72	W	103-80	
1972-73	A	W	74-65
1972-73	H	W	79-69
1973-74	W	70-65	
1973-74	W	79-45	
1974-75	A	W	101-57
1974-75	H	W	78-64
1975-76	H	W	98-74
1975-76	A	W	96-66
1976-77	W	68-63	
1976-77	W	76-65	
1976-77	W	78-77	
1977-78	A	W	106-83
1977-78	H	W	74-66
1978-79	A	W	80-76
1978-79	H	W	84-68
1979-80	H	W	80-73
1979-80	A	L	84-85
1980-81	H	L	61-65
1980-81	A	W	93-90
1981-82	H	L	72-80
1981-82	A	L	82-108
1982-83	H	L	62-64
1982-83	A	L	77-85
1983-84	H	W	85-80
1983-84	A	W	88-87
1984-85	A	W	77-75
1984-85	H	W	85-63
1985-86	A	L	57-67
1985-86	H	W	63-49

OPPONENT SERIES HISTORIES

1986-87	A	L	54-75
1986-87	H	W	73-71
1987-88	A	L	71-86
1987-88	H	W	70-68
1988-89	A	L	66-71
1988-89	H	W	85-83
1/26/90	A	L	93-95
2/16/90	H	L	77-92
1/25/91	H	W	89-84
2/9/91	A	L	94-96
1/11/92	A	W	84-81
2/21/92	H	L	80-85
3/4/92	H	W	93-74
1/16/93	H	L	73-79
2/12/93	A	W	66-63
3/2/93	A	L	71-85
1/15/94	A	W	74-59
2/11/94	H	L	71-73
1/21/95	A	W	79-63
2/3/95	H	W	68-61
12/29/95	N	W	74-50
1/13/96	H	W	86-54
2/9/96	A	W	84-73
1/11/97	A	L	61-86
2/7/97	H	L	55-60
1/17/98	A	W	82-60
2/13/98	H	W	75-59
2/24/98	H	W	62-52
1/8/99	H	W	74-55
2/19/99	A	W	90-77
1/8/00	A	W	76-73
2/18/00	H	W (OT)	73-67
1/13/01	H	W	68-53
3/2/01	A	W	68-67
1/12/02	A	W	82-73
2/22/02	H	L	67-75
1/17/03	A	L	74-76
2/22/03	H	L	71-73
1/9/04	H	W	95-73
3/6/04	A	W	72-62

CAL BAPTIST (6-0)

1961-62	H	W	84-56
1962-63	H	W	89-52
12/12/64	A	W	92-72
12/14/64	A	W	67-53
12/10/65	N	W	91-65
2/15/65	H	W	87-70

CALIFORNIA (0-32)

1917-18	L	7-32	
1918-19	L	6-51	
1924-25	L	10-26	
1925-26	L	13-33	
1926-27	L	21-32	
1927-28	L	26-46	
1931-32	A	L	28-41
1932-33	A	L	9-45
1933-34	A	L	15-51
1934-35	L	18-45	
1935-36	A	L	22-47
1936-37	A	L	27-52
1937-38	A	L	30-57
1938-39	H	L	35-52
1939-40	A	L	29-61
2/4/41	A	L	30-41
2/3/42	A	L	23-58
1942-43	A	L	20-50
12/13/47	A	L	42-58
1/28/72	A	L	67-100

1/21/75	A	L	78-89
12/6/75	A	L	62-72
1/27/77	A	L	52-64
12/18/79	A	L	59-87
11/30/81	A	L	76-83
1/13/83	A	L	62-106
12/5/83	A	L	50-76
11/26/84	A	L	63-69
12/3/85	A	L	51-74
11/28/86	A	L	71-90
12/1/10	A	L	62-74
10/10/16	A	L	61-86
11/26/19	A	L	66-72

CENTRAL WASHINGTON (1-1)

1984-85	A	L	70-89
1/3/98	N	W	85-72

CHAMINADE (1-0)

1977-78	H	W	78-73
---------	---	---	-------

CHAPMAN (5-9)

1959-60	L	37-69	
1962-63	L	61-71	
1978-79	A	L	64-82
1980-81	H	L	65-66
1981-82	H	W	65-61
1985-86	A	W	66-65
1986-87	H	L	76-80
1987-88	H	L	70-83
1987-88	A	L	79-85
1988-89	H	L	69-80
12/1/89	A	L	80-90
12/1/90	H	W	78-66
12/12/92	H	W	74-69

CHICO STATE (79-98)

1922-23	W	23-11
1925-26	L	14-17
1925-26	L	24-4
1926-27	L	30-34
1926-27	W	22-16
1927-28	L	17-28
1927-28	L	23-29
1928-29	L	14-38
1928-29	L	N/A
1929-30	L	27-45
1929-30	L	24-56
1930-31	W	37-35
1930-31	L	27-38
1931-32	L	28-37
1931-32	W	23-21
1932-33	W	31-24
1932-33	W	34-21
1933-34	L	34-36
1933-34	W	35-33
1934-35	L	21-33
1934-35	L	23-34
1935-36	L	33-40
1935-36	W	39-28
1936-37	L	22-38
1936-37	L	35-39
1937-38	L	37-45
1937-38	L	38-42
1938-39	W	46-22
1938-39	W	54-42
1939-40	W	35-33
1939-40	W	37-25
1940-41	L	29-44
1940-41	L	24-48

1940-41	L	37-55	
1940-41	L	47-52	
1941-42	W	33-30	
1941-42	L	34-49	
1945-46	W	53-45	
1945-46	L	50-65	
1946-47	W	44-42	
1946-47	L	55-62	
1946-47	L	48-54	
1946-47	L	48-64	
1947-48	L	50-61	
1947-48	L	49-62	
1947-48	L	35-36	
1947-48	L	40-52	
1948-49	L	29-43	
1948-49	L	41-45	
1948-49	L	30-64	
1948-49	L	47-73	
1949-50	L	51-54	
1949-50	W	46-41	
1949-50	L	58-59	
1949-50	L	44-63	
1/12/51	H	L	47-56
1/13/51	A	L	47-64
2/9/51	A	L	49-67
2/10/51	H	L	54-56
1951-52	L	54-74	
1951-52	W	62-41	
1951-52	W	56-47	
1951-52	L	69-72	
1952-53	W	72-70	
1952-53	L	68-98	
1952-53	L	67-75	
1952-53	L	55-79	
1/27/54	H	L	61-74
2/23/54	A	L	59-69
1954-55	L	64-78	
1954-55	L	60-75	
1955-56	L	53-68	
1955-56	L	52-75	
1955-56	L	67-81	
1956-57	N	L	77-86
1956-57	A	W	62-41
1956-57	A	L	49-67
1957-58	W	58-55	
1957-58	L	33-71	
1957-58	L	47-50	
1958-59	W	63-54	
1958-59	L	47-62	
1958-59	L	54-67	
1959-60	L	68-74	
1959-60	W	69-57	
1959-60	L	49-61	
1960-61	W	68-53	
1960-61	W	58-54	
1961-62	H	W (OT)	61-55
1961-62	A	L	67-74
1962-63	A	L (OT)	56-57
1962-63	H	W	58-57
1963-64	A	L	58-68
1963-64	H	W	74-64
2/2/65	H	L (OT)	64-66
2/27/65	A	L	63-75
1965-66	H	W	59-53
1965-66	A	W	69-65
1/13/67	A	W	60-57
3/3/67	H	W	64-52
1967-68	H	W	69-67
1967-68	A	W	85-68
1968-69	A	W	56-47

1968-69	H	W	86-59
1969-70	H	W	55-50
1969-70	A	L	63-83
1970-71	A	W (OT)	63-56
1970-71	H	W	76-72
1971-72	H	L	66-71
1971-72	A	W	74-66
1972-73	H	L (OT)	84-86
1972-73	A	W	79-69
1973-74	W	75-73	
1973-74	L	67-73	
1974-75	H	W	77-57
1974-75	A	W	66-54
1975-76	H	W	71-59
1975-76	A	W	72-70
1976-77	H	L	70-72
1976-77	A	W	57-44
1977-78	H	W	97-67
1977-78	A	W	98-86
1978-79	H	L	66-68
1978-79	A	L	65-75
1979-80	A	L	57-71
1979-80	H	W	81-67
1980-81	A	W	67-65
1980-81	H	L	54-59
1981-82	H	L	78-87
1981-82	A	W	76-58
1982-83	A	W	58-55
1982-83	H	W	74-66
1983-84	A	L	73-87
1983-84	H	L	65-68
1984-85	H	L	47-57
1984-85	A	W	68-64
1985-86	H	L	52-64
1985-86	A	L	62-65
1986-87	H	W	74-65
1987-88	A	L	73-81
1987-88	H	W	95-69
1988-89	H	W	95-74
1988-89	A	W	75-72
1/12/90	H	W	83-81
2/9/90	A	L	83-101
1/19/91	A	W	68-66
2/15/91	H	W	84-81
1/25/92	A	L	70-84
2/7/92	H	L	63-75
3/6/92	A	W	71-57
3/7/92	A	L	75-77
1/8/93	H	L	52-55
2/20/93	A	W	75-70
1/22/94	H	L	61-63
2/4/94	A	L	68-72
1/6/95	A	L	74-76
2/17/95	H	W (OT)	85-78
3/2/95	H	L	79-86
3/3/95	H	W	102-65
1/27/96	H	W	90-75
2/22/96	A	W	70-62
2/28/96	H	W	94-79
1/25/97	A	W	67-52
2/20/97	H	W	80-56
1/28/98	A	W	78-77
1/31/98	H	W	86-67
1/20/99	A	W	79-73
1/23/99	H	W	102-71
1/19/00	H	W	95-60
1/22/00	A	L	64-84
1/24/01	A	L	73-89
1/27/01	H	W (OT)	90-82
1/23/02	H	L	87-103

OPPONENT SERIES HISTORIES

1/06/02.....A.....L.....68-72
12/7/02.....A.....L.....65-70
12/29/02.....H.....L.....67-70
12/3/03.....H.....W.....95-69
12/6/03.....A.....L.....67-72

THE CITADEL (1-0)

12/15/08.....A.....W.....79-61

CLAREMONT-MUDD-SCRIPPS (3-1)

1963-64.....A.....W.....63-55
12/4/64.....A.....W.....51-48
12/20/66.....H.....L.....59-62
1973-74.....W.....65-61

COLORADO COLLEGE (2-0)

12/3/66.....A.....W.....59-48
12/22/67.....H.....W.....116-47

COLORADO-COLORADO SPRINGS (2-0)

12/2/94.....N.....W.....66-63
12/2/95.....N.....W.....76-61

COLORADO MINES (2-1)

12/1/66.....A.....W.....80-76
12/3/94.....A.....W.....82-75
12/1/95.....A.....L.....62-68

COLORADO STATE (0-1)

12/6/66.....A.....L.....71-111

COLUMBIA (0-1)

11/13/06.....N.....L.....90-95

COLUMBIA CHRISTIAN (2-0)

1984-85.....H.....W.....76-68
1987-88.....H.....W.....77-72

CONCORDIA (N.Y.) (1-0)

1984-85.....H.....W.....83-70

DARTMOUTH (2-2)

12/20/04.....H.....W (OT).....98-87
11/25/05.....A.....L.....61-66
12/3/07.....A.....L.....67-70
12/30/08.....H.....W.....72-41

DAYTON (0-1)

12/4/63.....A.....L.....48-74

DEPAUL (0-1)

12/7/63.....A.....L.....59-98

DRAKE (1-0)

11/25/16.....N.....W.....64-58

DOMINICAN (7-1)

1/2/89.....H.....W.....87-59
11/21/90.....H.....W.....108-64
11/17/95.....H.....W.....71-60
12/21/96.....H.....W.....77-59
12/17/97.....H.....W.....79-65
12/30/98.....H.....W.....74-44
12/27/99.....H.....W.....78-49
11/22/02.....H.....L.....62-65

EASTERN ILLINOIS (2-0)

11/20/14.....A.....W.....63-61
12/9/14.....H.....W.....80-70

EASTERN WASHINGTON (1-1)

11/27/11.....A.....L.....59-79
12/17/12.....H.....W.....87-65

FLORIDA A&M (1-0)

1984-85.....N.....W.....62-60

FLORIDA ATLANTIC (0-1)

11/12/10.....N.....L.....63-70

FRESNO PACIFIC (9-3)

12/1/64.....H.....W.....73-53
12/23/64.....A.....L.....70-72
12/1/65.....A.....W.....90-88
12/14/65.....H.....L.....72-74
12/23/66.....A.....W.....90-78
1968-69.....A.....W.....84-76
2/27/70.....H.....W.....100-76
1979-80.....H.....W.....85-65
1988-89.....H.....W.....78-70
11/29/90.....H.....W.....95-80
12/18/92.....A.....L.....60-63
11/18/15.....H.....W.....76-46

FRESNO STATE (18-39)

1921-22.....A.....W.....36-28
1922-23.....A.....L.....15-45
1922-23.....A.....W.....30-17
1923-24.....A.....W.....24-23
1923-24.....A.....W.....25-24
1924-25.....H.....W.....28-19
1924-25.....A.....L.....19-28
1925-26.....H.....L.....13-37
1925-26.....H.....L.....17-43
1926-27.....A.....L.....18-31
1926-27.....A.....L.....13-25
1926-27.....A.....L.....14-31
1926-27.....A.....L.....18-31
1927-28.....A.....L.....19-43
1927-28.....H.....L.....24-31
1928-29.....H.....L.....24-41
1928-29.....H.....L.....16-49
1929-30.....A.....W.....29-27
1929-30.....H.....L.....32-36
1930-31.....A.....L.....27-32
1930-31.....A.....L.....16-31
1931-32.....A.....W.....45-34
1931-32.....A.....W.....37-30
1932-33.....A.....L.....33-38
1932-33.....A.....W.....32-28
1934-35.....A.....L.....33-43
1934-35.....A.....L.....34-37
1935-36.....A.....W.....37-35
1935-36.....A.....L.....32-34
1936-37.....A.....W.....50-49
1936-37 F.....A.....L.....40-44
1937-38.....A.....W.....48-35
1937-38.....A.....W.....40-32
1938-39.....H.....W.....55-36
1938-39.....H.....W.....51-33
1939-40.....H.....W.....40-31
1939-40.....H.....W.....39-33
1940-41.....A.....L.....27-44
1940-41.....A.....L.....38-46
1941-42.....A.....L.....18-29
1941-42.....A.....L.....33-44
1945-46.....A.....L.....31-38
1945-46.....A.....L.....35-40
1946-47.....A.....L.....33-45
1946-47.....A.....W.....48-44

1950-51.....A.....L.....62-69
1955-56.....H.....L.....53-68
1956-57.....A.....L.....66-91
1959-60.....A.....L.....58-74
1960-61.....A.....L.....54-88
1974-75.....H.....L.....62-65
1975-76.....A.....L.....80-108
12/22/80.....A.....L.....56-75
12/23/81.....H.....L.....43-75
12/1/83.....A.....L.....49-92
2/21/09.....H.....L.....70-71
12/17/09.....A.....L.....57-68

FURMAN (1-1)

12/30/13.....H.....L.....65-75
11/22/14.....A.....W.....58-55

GEORGIA SOUTHERN (0-1)

11/12/06.....N.....L.....73-116

GONZAGA (0-1)

1/26/61.....L.....79-123

GRAMBLING (1-0)

12/16/89.....N.....W.....62-80

GRAND CANYON (12-4)

3/7/95.....N.....W (OT).....92-88
12/28/96.....A.....L.....67-79
3/6/97.....N.....L.....66-78
12/6/97.....H.....W.....73-67
12/21/98.....A.....W.....67-63
2/12/99.....H.....W.....71-49
12/19/99.....H.....L.....51-58
2/11/00.....A.....W.....76-69
12/9/00.....H.....W.....77-53
2/2/01.....A.....W (OT).....87-78
1/18/02.....H.....W.....81-70
3/2/02.....A.....L.....93-99
1/24/03.....A.....W.....79-68
3/1/03.....H.....W.....67-64
1/14/04.....A.....W.....66-48
2/20/24.....H.....W.....85-69

HAMLIN (1-0)

1962-63.....H.....W.....61-46

HARVARD (0-1)

11/27/05.....A.....L.....56-69

HASTINGS (0-1)

11/30/79.....H.....L.....65-99

HOLY NAMES (9-0)

11/29/97.....N.....W.....73-61
11/25/98.....H.....W.....75-52
11/11/13.....H.....W.....80-54
11/16/14.....H.....W.....57-42
1/2/16.....H.....W.....74-49
11/17/16.....H.....W.....89-75
12/30/17.....H.....W.....89-62
1/5/19.....H.....W.....90-60
1/3/20.....H.....W.....101-41

HOUSTON (0-1)

12/1/61.....A.....L.....47-95

HOWARD (1-0)

12/15/08.....A.....W.....79-61

HUMBOLDT STATE (69-53)

1940-41.....L.....28-54
1940-41.....L.....29-51
1941-42.....L.....28-49
1941-42.....L.....32-43
1946-47.....W.....50-49
1946-47.....L.....49-77
1947-48.....L.....38-52
1947-48.....L.....42-52
1947-48.....L (20T).....52-54
1947-48.....W.....52-46
1948-49.....L.....30-55
1948-49.....W.....49-36
1948-49.....W.....45-37
1948-49.....W.....50-40
1949-50.....L.....35-43
1949-50.....W.....52-51
2/23/51.....W.....68-61
2/24/51.....W.....60-33
1951-52.....W.....53-37
1951-52.....W.....64-44
1951-52.....L.....64-81
1951-52.....W.....72-52
1952-53.....L.....59-62
1952-53.....W.....69-53
1952-53.....L.....59-71
1952-53.....L.....58-72
2/26/54.....W.....73-59
2/27/54.....L.....50-69
1954-55.....L.....67-76
1954-55.....L.....66-69
1955-56.....L.....49-66
1955-56.....L.....43-57
1955-56.....L.....59-61
1956-57.....N.....L.....71-74
1956-57.....A.....L.....52-67
1956-57.....H.....L.....45-65
1957-58.....L.....44-69
1957-58.....L.....32-51
1958-59.....L.....42-69
1958-59.....L.....50-67
1958-59.....L.....48-58
1959-60.....H.....W.....73-49
1959-60.....A.....L.....52-55
1960-61.....L.....63-75
1960-61.....W.....73-59
1961-62.....H.....W.....86-42
1961-62.....A.....W.....61-53
1962-63.....A.....L.....34-45
1962-63.....H.....L.....57-58
1963-34.....A.....L.....59-66
1963-64.....H.....W.....81-59
12/10/64.....A.....W.....75-56
2/5/65.....H.....L.....50-59
2/26/65.....A.....L.....62-63
2/4/66.....H.....W.....62-51
2/25/66.....A.....W.....73-56
1/7/67.....A.....W.....80-72
2/18/67.....H.....W.....97-77
2/2/68.....H.....W.....99-71
2/23/68.....A.....W.....93-85
1968-69.....A.....W.....82-69
1968-69.....H.....W.....91-68
1969-70.....A.....L.....71-82
1969-70.....H.....W.....77-75
1970-71.....W.....77-71
1970-71.....W.....86-72
1971-72.....L.....57-77
1971-72.....W.....69-58
1972-73.....W.....87-76

OPPONENT SERIES HISTORIES

1972-73	W	72-61
1973-74	L	59-68
1973-74	W	88-63
1974-75	W	63-54
1974-75	W	114-58
1975-76	A	W 68-51
1975-76	H	W 71-60
1976-77	W	60-49
1976-77	W	60-59
1977-78	H	W 80-75
1977-78	A	W 63-58
1978-79	H	L 70-82
1978-79	A	W 71-66
1979-80	A	L 68-79
1979-80	H	W 67-49
1980-81	A	L 72-84
1980-81	H	W 77-73
1981-82	H	W 55-50
1981-82	A	L 49-50
1982-83	A	L 60-78
1982-83	H	L 58-62
1983-84	A	L 52-65
1983-84	H	L 58-60
1984-85	H	L 68-76
1984-85	A	L 55-61
1985-86	H	L 54-55
1985-86	A	W 62-61
1986-87	H	W 82-66
1987-88	A	W 77-63
1987-88	H	W 63-59
1987-88	A	L 68-75
1988-89	H	W 56-52
1988-89	A	W 64-62
1/13/90	H	W 63-61
2/10/90	A	L 45-48
1/18/91	A	W 83-66
2/16/91	H	W 86-45
1/24/92	A	W 65-57
2/8/92	H	W 73-57
1/9/93	H	L 66-74
2/19/93	A	W 62-50
2/5/94	A	L 61-76
1/21/94	H	W 72-57
1/7/95	A	W 68-57
2/18/95	H	W 79-73
1/6/96	H	W 82-61
2/16/96	A	W 78-63
1/4/97	A	W 85-66
2/14/97	H	W 76-64
1/24/98	H	W 53-51
2/6/98	A	W 53-51
11/20/98	H	W 67-49
11/19/99	H	W 68-60

IDAHO (1-7)

1985-86	A	L 57-77
12/3/11	H	L 74-94
12/1/12	A	L 66-73
11/30/13	H	L 76-80
12/6/14	A	L 71-79
12/22/15	H	L 51-68
12/3/16	A	L 66-68
11/14/19	N	W 65-64

IDAHO STATE (0-3)

1982-83	A	L 72-102
12/10/05	H	L 68-75
12/9/06	A	L 49-76

INDIANA (0-1)

11/23	A	L 62-76
-------	---	---------

IOWA STATE (0-1)

11/14/08	A	L 58-61
----------	---	---------

IUPUI (1-0)

12/27/96	N	W 88-72
----------	---	---------

JACKSON STATE (1-1)

12/2/06	H	W 66-58
12/21/07	A	L 57-81

KANSAS (0-1)

3/17/17	N	L 100-62
---------	---	----------

KANSAS STATE (0-1)

12/1/82	A	L 54-84
---------	---	---------

KENT STATE (0-1)

12/2/67	A	L 63-81
---------	---	---------

KENTUCKY WESLEYAN (1-0)

3/21/98	N	W 83-77
---------	---	---------

LA VERNE (3-0)

1949-50	W	57-45
12/4/91	H	W 82-81
11/11/07	N	W 97-55

LAMAR (1-0)

12/22/18	H	W 77-68
----------	---	---------

LEWIS & CLARK (3-1)

1975-76	W	76-64
12/1/92	H	L 73-83
12/11/93	H	W 66-65
11/29/03	H	W 55-48

LINFIELD (3-0)

1976-77	W	96-81
1982-83	H	W 86-84
11/22/96	A	W 66-61

LONGWOOD (1-0)

12/11/04	N	W 87-72
----------	---	---------

LOUISVILLE (0-1)

1/9/05	A	L 58-81
--------	---	---------

LOYOLA CHICAGO (1-1)

11/23/13	N	W (OT) 64-61
11/5/19	A	L 48-82

LOYOLA (LA.) (0-2)

1939-40	L	37-42
1961-62	H	L 63-93

LOYOLA (MD.) (0-2)

2/23/08	A	L 64-67
12/21/08	H	L 89-95

LOYOLA MARYMOUNT (2-1)

11/16/08	N	W 64-55
12/28/18	A	L 59-77
12/16/19	H	W 67-65

LUTHER (1-0)

1975-76	H	W (OT) 81-71
---------	---	--------------

MARE ISLAND (5-0)

1942-43	W	39-24
1951-52	W	65-41
1952-53	W	78-68
1953-53	W	76-65
1957-58	W	49-42

MARY HARDIN-BAYLOR (0-1)

12/30/94	N	L 83-94
----------	---	---------

MEMPHIS STATE (0-3)

12/1/60	A	L 53-118
12/1/70	A	L 79-99
12/5/73	L	61-105

MENLO COLLEGE (6-2)

1986-87	H	W 80-54
1987-88	A	W 71-64
1988-89	H	L 83-85
12/21/89	H	L 68-79
12/20/90	H	W 89-71
12/4/91	A	W 75-53
1/2/93	H	W 71-59
11/30/93	H	W 67-54

MINNESOTA (0-1)

12/1/73	H	L 45-55
---------	---	---------

MISSOURI (0-1)

12/1/72	A	L 70-77
---------	---	---------

MONTANA STATE (0-2)

1960-61	L	48-78
1988-89	A	L 73-95

MONTANA STATE-BILLINGS (2-2)

1/31/61	A	L 72-73
1/29/88	A	W 77-65
12/30/88	A	L 59-74
3/8/96	N	W 89-80

MURRAY STATE (0-2)

12/3/70	A	L 61-68
12/28/04	N	L 43-66

NEBRASKA (0-1)

12/16/77	A	L 64-69
----------	---	---------

NEVADA (24-79)

1914	A	L 25-41
1916	A	L 24-27
1917	A	L 14-62
1918	L	15-36
1919	W	20-19
1919-20	A	L 14-35
1921-22	A	L 24-28
1921-22	A	L 22-34
1922-23	A	W 26-15
1922-23	A	L 13-21
1923-24	A	W 15-14
1923-24	A	L 23-24
1924-25	L	18-30
1924-25	L	9-33
1925-26	A	L 14-28
1925-26	A	L 22-38
1927-28	A	L 25-43
1927-28	A	L 18-34
1928-29	A	L 18-32
1928-29	A	L 17-36
1929-30	A	L 25-35

1929-30	A	L 17-21
1930-31	W	30-24
1930-31	W	35-34
1931-32	A	L 32-40
1931-32	A	L 29-35
1932-33	W	45-37
1932-33	L	26-28
1933-34	A	L 25-26
1933-34	A	W 24-23
1934-35	W	60-28
1934-35	W	40-34
1935-36	A	L 28-34
1935-36	A	W 36-35
1936-37	W	41-38
1936-37	L	28-33
1937-38	A	L 41-42
1937-38	A	L 43-46
1938-39	W	55-40
1938-39	W	47-38
1939-40	L	37-49
1939-40	L	35-37
1940-41	L	43-49
1940-41	W	37-35
1942-43	L	32-49
1942-43	L	40-48
1945-46	L	18-67
1945-46	L	30-58
1946-47	L	38-47
1946-47	L	22-38
1950-51	L	55-66
1950-51	L	38-61
1951-52	L	51-64
1951-52	L	40-61
1953-54	L	50-84
1953-54	L	57-76
1954-55	L	55-71
1954-55	W	62-53
1955-56	L	57-82
1955-56	L	55-87
2/8/57	H	L 31-43
2/9/57	H	L 49-78
1957-58	L	37-64
1957-58	L	43-66
1958-59	L	52-70
1958-59	L	42-56
12/30/59	H	L 49-63
2/5/60	A	L 58-63
2/6/60	A	L 47-79
1960-61	L	54-72
1960-61	L	57-72
2/3/62	A	W 73-60
2/24/62	H	L 75-87
1962-63	H	L 41-87
1962-63	A	L 55-66
1/3/64	H	L 62-83
2/15/64	A	L 44-76
12/9/64	H	L 62-71
1/8/65	A	L 62-66
2/19/65	H	W 73-64
1/29/66	A	L 62-88
2/12/66	H	L 57-60
2/3/67	H	W 69-51
2/24/67	A	W 49-40
1/12/68	A	W 82-77
3/1/68	H	W 122-71
2/8/69	H	W 73-71
2/15/69	A	W 70-57
1/23/73	H	W 82-78
12/21/73	A	L 72-82
12/23/74	A	L 64-104

OPPONENT SERIES HISTORIES

1/18/78	A	L	82-95
12/8/78	A	L	85-117
12/28/83	A	L	64-81
12/7/85	A	L	77-91
12/1/87	A	L	67-84
12/19/89	A	L	63-109
12/27/03	A	L	62-84
12/22/04	H	L	51-60
12/7/05	A	L	51-78
11/28/12	A	L	83-84
12/7/13	H	L (OT)	81-87
12/19/17	A	L	73-88

NEW MEXICO (0-3)

11/29/74	A	L	68-79
12/20/78	A	L	74-86
12/29/19	A	L	69-74

NEW MEXICO HIGHLANDS (1-0)

11/21/98	H	W	67-49
----------	---	---	-------

NEW MEXICO STATE (0-2)

11/30/74	A	L	46-76
11/14/07	N	L	65-75

NICHOLLS STATE (2-0)

11/21/07	H	W	69-67
12/22/12	N	W	82-71

NORTH CAROLINA CENTRAL (1-0)

3/15/17	N	W	67-63
---------	---	---	-------

NORTH DAKOTA STATE (0-4)

11/24/09	H	L	62-63
12/16/10	A	L	71-76
11/13/15	H	L (OT)	71-79
12/14/16	A	L	70-74

NORTHERN ARIZONA (4-3)

12/4/04	H	L	64-69
11/19/05	A	L	50-78
12/18/12	A	W	70-65
11/18/12	H	L	82-85
11/13/16	N	W	89-76
11/29/18	H	W	73-57
12/4/19	A	W	85-66

NORTHERN COLORADO (7-1)

12/16/66	A	L	77-111
12/20/67	H	W	95-90
3/5/05	A	W	79-57
2/11/06	H	W	86-73
2/23/13	H	W	79-78
12/22/14	A	W	73-63
11/13/17	A	W	72-59
11/29/17	H	W	56-51

NORTHERN ILLINOIS (1-1)

12/5/18	A	L	62-71
12/7/19	H	W	66-57

NORTHWEST WASHINGTON (1-0)

1983-84	H	W	123-70
---------	---	---	--------

NORTHWEST NAZARINE (1-1)

1982-83	H	W	91-67
12/1/00	H	L	68-73

NOTRE DAME DE NAMUR (21-2)

1978-79	H	W	86-67
---------	---	---	-------

1983-84	H	W	74-64
1988-89	H	W	75-57
1988-89	A	W	88-65
1/27/90	H	W	77-59
2/17/90	A	W	76-59
1/12/91	H	W	80-65
2/23/91	A	W	64-53
1/18/92	H	W	80-57
2/14/92	A	W	55-49
1/22/93	A	W	55-47
2/5/93	H	L	62-64
1/25/94	H	L	60-76
2/24/94	A	W	78-76
1/28/95	A	W	86-74
2/23/95	H	W (20T)	98-95
1/19/96	A	W	55-52
2/2/96	H	W	67-50
1/17/97	H	W	77-56
1/31/97	A	W	78-75
1/9/98	A	W	89-53
2/20/98	H	W	67-52
12/4/10	H	W	80-53

OAKLAND (0-1)

11/26/16	N	L	66-79
----------	---	---	-------

OCCIDENTAL (1-2)

1957-58	W	61-59	
1958-59	L	59-101	
12/8/67	H	L	74-82

OHIO STATE (0-2)

11/30/63	A	L	42-68
12/1/67	A	L	52-95

OKLAHOMA STATE (0-2)

12/18/93	A	L	41-85
11/19/12	A	L	63-75

OREGON (0-4)

12/19/73	L	59-82	
1/28/78	A	L	58-69
12/4/79	A	L	69-99
11/14/09	A	L	64-95

OREGON STATE (0-1)

12/7/07	H	L	59-63
---------	---	---	-------

PACIFIC (14-82)

1917-18	A	L	17-21
1918-19	A	L	22-34
1919-20	A	W	22-18
1920-21	A	L	0-2
1921-22	A	L	18-21
1922-23	H	L	8-19
1923-24	H	W	19-10
1923-24	H	L	19-21
1924-25	A	L	18-20
1924-25	A	W	16-14
1925-26	H	L	13-17
1925-26	A	L	18-39
1927-28	H	L	14-36
1927-28	A	L	17-43
1928-29	A	L	17-28
1928-29	H	L	24-36
1929-30	A	L	22-23
1929-30	H	L	24-42
1930-31	A	W	26-24
1930-31	H	W	40-24
1931-32	A	L	15-26

1931-32	H	L	25-26
1932-33	A	L	16-44
1932-33	A	L	26-30
1933-34	A	L	19-21
1933-34	H	L	22-36
1934-35	A	L	27-41
1934-35	H	L	37-41
1935-36	A	L	40-52
1935-36	H	L	29-34
1936-37	A	L	29-31
1936-37	H	W	26-22
1937-38	H	L	39-46
1937-38	A	L	20-27
1938-39	H	W	45-24
1938-39	A	W	36-28
1939-40	A	W	49-40
1939-40	H	W	41-27
1940-41	A	L	33-44
1940-41	H	L	31-48
1940-41	A	L	27-38
1940-41	H	L	26-32
1941-42	A	L	37-46
1941-42	H	L	26-40
1945-46	A	L	36-38
1945-46	H	L	41-43
1946-47	H	L	38-39
1946-47	A	L	46-67
1950-51	H	L	39-59
1950-51	A	L	47-60
1952-53	H	L	53-76
1953-54	A	L	48-65
1958-59	A	L	54-89
12/9/59	H	L	37-55
12/15/59	A	L	41-68
1/6/61	A	L	49-69
12/13/61	A	L	54-89
12/5/62	N	L	64-77
12/8/62	A	L	42-74
12/12/63	H	L	53-63
12/19/67	A	L	59-90
12/22/69	A	L	65-83
12/16/72	A	L	49-74
11/26/77	H	L	69-78
1/3/80	A	L	60-83
1/2/82	A	L	74-96
12/18/82	H	L	77-83
12/30/86	A	L	64-72
12/7/87	A	L	86-100
12/7/89	A	L	73-91
12/28/91	A	L	54-74
12/29/92	A	L	65-77
12/21/93	A	L	63-84
12/16/95	A	L	62-76
12/30/00	A	L	55-78
12/8/04	H	L	63-78
1/31/05	A	L	64-70
12/29/05	H	L	51-84
1/21/06	A	L	56-67
1/20/07	H	L	71-79
2/19/07	A	L	58-65
2/2/08	H	L	67-72
2/28/08	A	L	50-95
1/31/09	H	L	65-80
2/25/09	A	L	57-72
3/12/09	N	L	60-67
1/23/10	A	L	61-77
2/10/10	H	W	62-59
1/22/11	H	L	54-87
2/12/11	A	L	66-70
1/21/12	A	L	48-64

2/14/12	H	W	73-64
1/5/13	H	L	64-74
2/2/13	A	L	64-77
11/15/17	A	W	62-58
12/6/17	H	W	71-67

PACIFIC (ORE.) (2-0)

1961-62	W	75-56
1975-76	W	93-55

PACIFIC CHRISTIAN (1-0)

11/23/91	N	W	90-38
----------	---	---	-------

PASADENA COLLEGE (0-1)

1961-62	A	L	70-93
---------	---	---	-------

PATTEN (5-1)

12/2/93	H	W	109-60
11/22/94	H	L	76-84
12/5/95	H	W	83-67
11/26/96	H	W	95-51
11/18/97	H	W	103-74
12/29/99	H	W	92-51

POINT LOMA (1-0)

1978-79	H	W	83-71
---------	---	---	-------

POMONA COLLEGE (1-3)

12/19/50	A	L	38-43
1951-52	L	54-58	
2/8/54	W	72-59	
1954-55	L	72-73	

POMONA-PITZER (2-0)

1978-88	H	W	80-71
1984-85	H	W	81-61

PORTLAND (1-5)

11/19/06	A	L	72-76
11/23/08	H	L	72-75
11/13/10	A	L	60-75
11/8/13	A	L	83-100
11/15/15	H	W	79-66
11/23/19	A	L	62-72

PORTLAND STATE (2-4)

3/11/67	N	W	81-61
12/22/70	H	L	73-89
12/11/71	A	L	60-94
12/19/06	A	L	61-93
11/24/07	H	W	76-68
11/24/13	A	L	63-79

PRESBYTERIAN (1-1)

12/17/07	H	W	76-67
12/17/08	A	L	69-82

PUGET SOUND (1-5)

1969-70	L	68-74	
1971-72	L	73-84	
1972-73	W (OT)	71-66	
1977-78	N	L	73-96
1984-85	A	L	69-77
1987-88	A	L	67-93

RADFORD (1-1)

12/2/67	N	W	67-63
12/23/17	N	L (OT)	62-72

OPPONENT SERIES HISTORIES

REDLANDS (0-3)

1957-58	L	38-50
1958-59	L	59-85
1961-62	N	61-72

REGIS (1-1)

12/5/66	A	W	109-63
11/30/02	A	L	62-63

RHODE ISLAND COLLEGE (1-0)

1983-84	H	W	86-56
---------	---	---	-------

SACRAMENTO STATE (50-68)

1934-35	W	34-23	
1934-35	W	42-32	
1948-49	W (2OT)	64-58	
1948-49	L	44-45	
1948-49	W	50-34	
1949-50	W	57-53	
1949-50	L	44-48	
1949-50	W	44-39	
1950-51	A	L	59-73
1950-51	H	L	55-56
1951-52	H	L	45-76
1951-52	A	L	46-55
1952-53	L	54-71	
1952-53	L	39-62	
1953-54	L	37-49	
1953-54	W	45-44	
1954-55	L	58-69	
1954-55	L	62-63	
1955-56	W	52-35	
1955-56	L	56-81	
1955-56	L	60-69	
1956-57	N	L	51-63
1956-57	A	L	55-70
1956-57	H	L	37-43
1957-58	L	44-48	
1957-58	L	54-58	
1957-58	L	43-57	
1958-59	L	49-70	
1958-59	L	39-61	
1959-60	N	W	45-43
1959-60	A	L	47-77
1959-60	H	L	31-60
1960-61	L	68-82	
1960-61	L	56-76	
1960-61	L	55-78	
1961-62	H	L	57-60
1961-62	A	L	55-67
1962-63	L	46-60	
1962-63	N	L	50-52
1962-63	W	46-44	
1963-64	A	L	45-47
1963-64	H	L	56-73
1/9/65	H	W	63-52
2/20/65	A	L	62-70
1/28/66	A	L	80-93
2/11/66	H	W	81-71
2/4/67	H	W	58-52
2/25/67	A	L	61-62
1/13/67	A	L	87-93
3/2/67	H	W	99-74
1968-69	H	W	76-61
1968-69	A	W	77-74
1969-70	H	W	57-46
2/28/70	A	W	73-67
1970-71	A	L	67-93
1970-71	H	W	69-67
1971-72	A	L	70-78

1971-72	H	L	81-85
1972-73	H	W	82-66
1972-73	A	L	78-84
1973-74	W	54-49	
1973-74	W	81-71	
1974-75	H	W	99-98
1974-75	A	W	71-70
1975-76	H	L	74-77
1975-76	A	L	74-82
1976-77	A	L	57-76
1976-77	H	W	87-69
1977-78	H	W	66-65
1977-78	A	L	52-53
1977-78	H	W	79-63
1978-79	H	W	64-57
1978-79	A	W	81-67
1979-80	A	W	85-61
1979-80	H	L	75-77
1980-81	H	W	64-62
1980-81	A	L	66-73
1981-82	A	W	81-68
1981-82	H	L	65-75
1982-83	A	L	72-77
1982-83	H	W	83-54
1983-84	A	L	57-62
1983-84	H	W	79-77
1984-85	H	W	86-71
1984-85	A	W	88-82
1985-86	A	L	59-76
1985-86	H	W	83-63
1986-87	N	L	72-80
1986-87	H	W	68-60
1987-88	A	L	64-74
1987-88	H	L	78-92
1988-89	H	L	86-104
1988-89	A	L	81-87
12/15/89	N	L	79-103
1/17/90	H	W	81-71
12/3/90	A	L	72-80
1/30/91	H	W	89-71
2/2/92	H	W	82-75
2/18/92	A	L	71-82
2/23/93	A	L	76-82
11/29/95	A	L	50-51
12/4/96	H	W	74-50
12/2/97	A	W	66-59
12/1/04	A	W (OT)	72-63
11/30/05	H	L	67-72
11/25/06	H	L	77-100
3/1/08	H	W	83-77
12/3/08	A	L	43-63
12/2/09	H	L	57-59
11/23/10	A	W	61-54
11/22/11	H	L	61-69
11/20/12	A	W	87-76
11/26/13	H	L	67-73
11/24/15	A	L	79-84
12/2/15	H	W	66-61
11/21/16	N	W	81-72
11/21/17	N	W	64-47
11/20/18	N	L	55-58
11/20/19	N	L	51-61

ST. ANSELM (1-0)

1985-86	H	W	72-66
---------	---	---	-------

ST. IGNATIUS (1-11)

1917-18	L	19-39
1919-20	L	28-39
1923-24	L	18-31

1923-24	W	22-12
1924-25	L	13-22
1925-26	L	15-36
1926-27	L	12-25
1926-27	L	15-45
1927-28	L	25-40
1927-28	L	16-55
1928-29	L	11-67
1928-29	L	29-72

ST. JOSEPH'S (0-1)

12/10/04	N	L	56-84
----------	---	---	-------

ST. ROSE (1-0)

3/19/98	N	W	88-76
---------	---	---	-------

SAINT LOUIS (0-1)

1960-61	L	24-76
---------	---	-------

SAINT MARTIN'S (1-0)

11/28/97	N	W	75-56
----------	---	---	-------

SAINT MARY'S (5-40)

1915-16	L	22-42	
1916-17	L	15-50	
1917-18	L	17-30	
1918-19	L	N/A	
1919-20	H	W	N/A
1923-24	L	19-29	
1924-25	L	18-33	
1924-25	W	23-20	
1925-26	L	18-25	
1925-26	L	12-20	
1938-39	A	L	31-37
1938-39	A	L	40-57
1941-42	A	L	31-49
1946-47	L	34-45	
12/4/53	A	L	55-79
12/11/53	H	L	46-57
1954-55	A	L	59-95
1954-55	H	L	57-70
1955-56	H	L	41-72
1955-56	A	L	38-72
1956-57	A	L	50-68
1956-57	A	W	70-60
1959-60	A	L	38-60
1959-60	A	L	49-65
1960-61	H	L	52-71
12/14/67	A	L	71-79
2/1/69	H	W	67-54
12/1/69	A	L	63-64
12/29/70	H	L	70-75
12/30/71	H	W	84-82
12/19/72	A	L	77-79
2/19/74	A	L	75-80
12/5/81	A	L	69-95
12/30/91	A	L	57-82
12/4/15	A	L	67-81

SAN DIEGO (1-7)

1961-62	N	L	58-60
1962-63	H	L	50-52
1969-70	A	L	76-80
1978-79	H	W	75-64
1978-79	A	L	67-83
12/15/15	A	L	55-61
11/9/18	H	L	57-76
12/14/19	A	L	54-58

SAN DIEGO STATE (0-3)

12/20/63	A	L	47-76
3/9/68	N	L	72-79
11/13/11	A	L	74-89

SAN FRANCISCO (1-9)

1934-35	L	26-42	
1939-40	W	45-30	
1941-42	L	35-50	
1941-42	L	35-50	
1/7/74	L	71-94	
11/29/75	L	70-90	
11/29/76	L	71-120	
12/15/17	A	L	61-74
11/6/18	H	L	42-76
12/21/19	A	L	84-93

SAN FRANCISCO STATE (69-77)

1932-33	W	39-27	
1933-34	L	28-30	
1934-35	W	38-33	
1934-35	L	32-37	
1935-36	L	25-35	
1935-36	L	25-35	
1936-37	L	35-43	
1936-37	L	39-40	
1937-38	L	43-47	
1937-38	L	36-38	
1938-39	W	44-43	
1938-39	W	54-40	
1939-40	L	35-53	
1939-40	L	54-70	
1940-41	L	31-44	
1940-41	L	32-40	
1941-42	L	40-46	
1941-42	L	35-50	
1945-46	L	34-48	
1945-46	W	53-48	
1946-47	L	51-60	
1946-47	L	46-66	
1947-48	L	50-56	
1947-48	L	58-68	
1947-48	L	47-59	
1947-48	W	61-59	
1948-49	L	57-63	
1948-49	W	56-46	
1949-50	W	48-32	
1949-50	W	61-47	
1949-50	W	49-39	
1949-50	W	66-44	
1/5/51	A	L	50-64
1/6/51	H	L	57-64
2/16/51	H	L	55-73
2/17/51	A	L	50-67
1951-52	L	60-63	
1953-54	A	L	61-80
1953-54	H	L	59-69
1954-55	L	57-58	
1954-55	L	57-88	
1955-56	L	57-60	
1955-56	L	51-60	
1956-57	A	L	76-77
1956-57	H	L	53-57
1957-58	L	40-62	
1957-58	L	54-68	
1958-59	L	56-65	
1958-59	L	53-80	
1959-60	A	L	45-71
1959-60	H	L	62-64
1960-61	L	70-76	

OPPONENT SERIES HISTORIES

1960-61	L	69-88
1961-62	H	87-76
1961-62	A	62-74
1962-63	A	41-52
1962-63	H	62-71
1963-64	W	63-57
1963-64	L	67-81
12/30/64	H	W (OT) 66-64
2/23/65	A	W 64-59
1/7/66	H	L 57-58
2/18/66	A	L 69-83
1/28/67	A	W 63-62
2/1/67	H	W 73-67
2/10/68	H	W (2OT) 99-91
2/17/68	A	L 66-73
1968-69	H	L (OT) 60-66
1968-69	A	W (OT) 62-60
2/7/70	H	L 72-74
2/14/70	A	W 76-65
1970-71	A	L 55-66
1970-71	H	L 55-69
1971-72	A	L 54-68
1971-72	H	W 80-75
1972-73	A	W 72-64
1972-73	H	W 74-67
1973-74	W	87-57
1973-74	L	67-68
1974-75	A	L 62-64
1974-75	H	W 63-49
1975-76	H	W (OT) 74-68
1975-76	A	W 85-80
1976-77	L	75-80
1976-77	W	91-71
1977-78	H	W 90-84
1977-78	A	W 74-69
1977-78	H	W 84-74
1978-79	H	W 74-68
1978-79	A	W 66-62
1979-80	A	L 61-75
1979-80	H	L 59-70
1980-81	A	L 53-60
1980-81	H	L 64-71
1981-82	H	W 65-63
1981-82	A	L 50-51
1981-82	A	L 63-70
1982-83	A	L 51-92
1982-83	H	L 69-76
1982-83	A	L 68-83
1983-84	H	L 60-63
1983-84	A	L 67-71
1984-85	A	L 74-80
1984-85	H	W 73-72
1985-86	A	W 83-82
1985-86	H	W 61-59
1985-86	A	W 75-68
1986-87	H	W 86-76
1986-87	A	W 82-79
1987-88	A	L 75-89
1987-88	H	W 99-66
1987-88	A	W 62-60
1988-89	A	W 61-60
1988-89	H	W 96-70
1/5/89	H	W 79-77
2/2/89	A	L 76-89
1/11/91	A	L 66-72
2/22/91	H	W 73-71
3/7/91	H	L 76-80
1/17/92	A	W 77-60
2/15/92	H	W 76-48
1/23/93	H	W 76-57

2/6/93	A	W 87-75
1/7/94	H	W 86-70
2/18/94	A	L 69-74
1/13/95	H	W 75-65
2/11/95	A	W 68-59
2/24/95	H	W 58-49
1/20/96	H	W 70-51
2/3/96	A	W (OT) 61-59
1/18/97	A	W 63-59
2/1/97	H	W 81-50
1/10/98	H	W 84-59
2/21/98	A	W 76-63
12/5/98	H	W 69-52
1/30/99	A	W 62-57
12/3/99	A	W 81-51
1/29/00	H	W 74-65
1/5/01	H	W 54-46
2/17/01	A	L 56-62
12/15/01	A	W 70-69
2/9/02	H	W 71-57
1/4/03	A	L 56-74
2/7/03	H	W (OT) 68-66
1/24/04	H	L 59-68
2/13/04	A	W 62-59

SAN JOSÉ STATE (8-15)

1/26/23	W	19-8
2/10/23	W	22-14
2/7/30	L	30-39
2/8/30	L	27-45
2/12/31	L	27-44
2/14/31	L	37-47
2/3/32	W	41-30
2/6/32	L	28-50
2/2/33	W	56-37
2/4/33	W	33-28
2/1/34	L	30-35
2/3/34	L	29-35
2/28/35	W	52-44
3/2/35	L	32-50
12/10/60	A	L 39-63
12/2/70	A	L 65-85
12/28/71	H	L 72-86
1/15/75	H	W 66-55
12/29/76	A	L 78-85
12/20/11	A	L 59-79
12/5/12	H	L 64-73
12/18/13	A	L (3OT) 85-89
12/3/14	H	W 70-56

SANTA CLARA (2-17)

2/27/20	L	15-17
2/12/26	L	19-21
2/13/26	L	13-27
12/8/36	A	L 26-55
1937-38	L	22-30
12/2/38	A	L 40-49
12/3/68	H	L 66-94
12/1/71	A	L 53-86
12/13/74	A	L 74-81
1/17/79	A	L 86-94
2/5/80	H	L 57-94
1/6/81	A	L 70-71
1/4/82	A	L 81-107
1/4/83	H	L 57-74
12/23/83	A	L 58-78
12/19/84	A	L 66-76
11/26/85	H	W 68-66
12/6/86	A	L 59-73
11/12/16	A	W 63-58

SEATTLE (4-6)

12/20/03	H	W 65-55
12/5/09	H	L 78-88
2/16/10	A	L 56-81
11/27/10	H	W 80-58
2/15/11	A	W 88-78
2/20/12	A	L 59-73
12/2/13	A	L 53-77
12/30/14	A	L 67-76
12/28/15	A	L (OT) 75-80
12/28/16	A	W 72-65

SEATTLE PACIFIC (1-9)

1971-72	L	71-82
1986-87	H	L 81-88
11/26/93	A	L 61-79
12/17/94	H	L (2OT) 83-85
3/8/96	N	L 65-79
12/17/96	H	L 68-71
1/2/98	A	L 68-81
3/7/98	N	W 80-52
3/5/99	N	L 68-73
3/10/2000	N	L 61-68

SIMON FRASIER (B.C.) (1-0)

12/28/67	H	W 71-66
----------	---	---------

SIMPSON UNIVERSITY (1-0)

1/2/14	H	W 93-69
--------	---	---------

SIUE (1-0)

11/22/13	N	W (OT) 64-61
----------	---	--------------

SONOMA STATE (55-20)

12/25/65	H	W 57-46
12/4/66	W	62-42
12/28/66	H	W 73-44
1/6/67	A	W 60-55
2/17/67	H	W 79-37
2/3/68	H	W 60-50
2/24/68	A	W 74-59
1968-69	H	W 75-65
1968-69	A	W 85-69
1968-69	W (OT)	74-67
1969-70	A	W 79-73
1969-70	A	W 76-53
2/21/70	H	W 105-72
1970-71	W	115-74
1970-71	W	91-72
1971-72	W	107-71
1971-72	A	W 97-68
1972-73	L	65-69
1972-73	L	69-77
1973-74	L	66-81
1973-74	W	82-71
1979-80	H	W 79-72
1979-80	A	L 58-78
1980-81	H	W 80-68
1980-81	A	W 107-77
1981-82	A	L 78-83
1981-82	H	L 69-71
1982-83	A	W 54-49
1982-83	H	W 85-62
1983-84	H	W 65-57
1983-84	A	W 74-71
1984-85	A	W 62-58
1984-85	H	W 85-70
1985-86	H	W 79-72
1985-86	A	L 74-88
1986-87	H	L 53-54

1986-87	A	L 88-101
1987-88	H	W 68-56
1987-88	A	L 79-86
1988-89	A	L 67-74
1988-89	H	W 74-62
1988-89	A	L 79-83
1/20/90	H	L 90-95
2/24/90	A	L 81-94
2/2/91	A	W 84-73
2/28/91	H	W 87-82
1/31/92	H	W 71-59
2/27/92	A	W 69-58
1/30/93	H	W 87-48
2/27/93	A	W 71-57
1/8/94	A	L 65-70
2/19/94	H	W 78-58
1/14/95	A	W 63-61
2/10/95	H	W 71-50
1/5/96	H	W 67-66
2/17/96	A	W 80-68
3/1/96	H	W 75-67
1/3/97	A	W 64-57
2/15/97	H	L 61-68
2/25/97	H	W 62-61
1/23/98	H	W 79-64
2/7/98	A	W 67-59
2/27/98	H	W 59-57
12/4/98	H	W 67-52
1/29/99	A	W 62-55
12/4/99	A	L 63-67
1/28/00	H	W 68-57
1/6/01	H	W 78-65
2/16/01	A	L 55-76
12/6/01	A	L (OT) 70-73
2/8/02	H	W 77-51
1/3/03	A	W (OT) 91-84
2/8/03	H	L 59-67
1/23/04	H	W 74-51
2/14/04	A	W 74-64

SOUTH ALABAMA (0-1)

11/29/08	A	L 60-72
----------	---	---------

SOUTHEASTERN LOUISIANA (1-0)

12/18/05	N	W (3OT) 69-64
----------	---	---------------

SOUTHERN ILLINOIS (1-2)

12/21/59	H	L 37-76
12/27/72	A	L 74-76
12/20/12	N	W 78-70

SOUTHERN OREGON (9-12)

1947-48	L	36-57
1947-48	L	35-49
1947-48	L	54-62
1947-48	A	W 45-57
1948-49	L	44-63
1948-49	W	66-52
1948-49	W	65-48
1948-49	L	54-55
1949-50	L	51-42
1949-50	W	64-45
1950-51	A	L 60-72
1950-51	A	L 58-67
1951-52	W	71-54
1951-52	W	72-64
1951-52	W	61-59
1951-52	W	65-52
1952-53	L	57-60
1952-53	L	54-62

OPPONENT SERIES HISTORIES

1952-53	L	57-60
1952-53	L	64-68
1980-81	H W	79-67

SOUTHERN UTAH (1-1)

11/11/11	N	L	75-76
12/22/11	A	L	51-62

STANFORD (1-18)

1914-15	A	L	31-36
1917-18	A	L	9-18
1918-19	A	L	5-55
1919-20	A	L	21-38
1924-25	A	L	7-31
1936-37	A	L	16-41
1938-39	A	L	26-30
1/21/76	A	L	76-91
12/20/76	A	L	66-95
12/11/80	A	L	62-68
11/14/98	A	L	43-76
12/18/04	A	L	62-72
12/4/05	H	W	64-58
11/28/06	A	L	72-84
12/13/09	A	L	49-70
11/18/11	H	L	49-70
12/15/12	A	L	52-75
12/14/13	A	L	56-83
3/17/15	A	L	64-77

TENNESSEE STATE (0-1)

11/11/16	N	L	64-78
----------	---	---	-------

TEXAS (0-1)

11/16/07	A	L	42-73
----------	---	---	-------

TEXAS A&M-CORPUS CHRISTI (1-1)

12/17/05	N	L	53-64
11/17/18	N	W (OT)	57-54

TOLEDO (0-1)

1963-64	L	48-74
---------	---	-------

TULANE (1-0)

11/28/08	N	W	76-62
----------	---	---	-------

UC SANTA CRUZ (16-1)

1973-74	W	96-47	
1988-89	H	W	104-58
11/20/89	H	W	99-66
11/20/90	H	W	102-58
1/3/92	H	W	76-45
1/4/93	H	L	59-61
12/19/94	H	W	100-34
12/14/96	H	W	81-54
12/16/97	H	W	76-38
11/23/99	H	W	86-55
11/20/00	H	W	74-56
12/17/03	H	W	92-40
11/23/04	H	W	87-54
11/18/07	H	W	71-49
11/18/09	H	W	88-59
11/17/10	H	W	70-49
11/15/11	H	W	84-78

UCLA (0-4)

1939-40	A	L	32-34
12/29/07	A	L	48-76
12/13/10	A	L	67-74
12/17/11	A	L	39-82

UNLV (0-3)

3/10/67	N	L	83-100
3/8/68	N	L	91-96
3/7/69	A	L	81-84

USC (0-1)

12/30/18	A	L	55-73
----------	---	---	-------

UT ARLINGTON (0-1)

11/18/18	A	L	59-68
----------	---	---	-------

UTAH (0-4)

11/24/90	A	L	72-106
11/15/13	A	L	60-94
3/14/18	A	L	59-69
11/29/19	A	L	73-77

UTAH VALLEY (3-3)

1/6/07	H	L	38-57
2/6/07	A	L	59-88
11/29/14	H	W	64-43
11/28/15	A	W	82-70
12/31/16	H	W	83-69
11/18/17	A	L	71-80

UTAH STATE (1-2)

11/27/04	A	L	55-81
12/21/12	A	L	61-73
11/26/14	H	W (OT)	77-70

UTEP (0-1)

11/16/06	A	L	76-80
----------	---	---	-------

U.S. INTERNATIONAL (0-1)

1979-80	H	L	67-82
---------	---	---	-------

VALPARAISO (0-1)

1959-60	L	45-89
---------	---	-------

VMI (0-1)

11/17/19	N	L (2OT)	84-89
----------	---	---------	-------

WASHINGTON STATE (1-1)

12/28/14	A	L	83-90
12/2/17	A	W	81-67

WASHINGTON (0-1)

11/26/17	A	L	70-77
----------	---	---	-------

WESTERN KENTUCKY (0-1)

12/5/70	A	L	65-88
---------	---	---	-------

WESTERN WASHINGTON (2-5)

12/29/67	H	L	59-63
1970-71	L	57-64	
1970-71	A	L	55-57
1977-78	H	W	85-65
11/27/93	N	L	73-91
11/23/02	H	W	89-74
11/24/03	A	L	61-76

WASHINGTON (MO.) (0-1)

1959-60	L	48-63
---------	---	-------

WEBER STATE (0-3)

12/14/77	A	L	65-95
12/5/94	A	L	59-86
11/24/16	N	L	58-86

WESTERN OREGON (2-0)

11/20/99	H	W	67-62
12/28/01	A	W	85-78

WESTMONT COLLEGE (0-2)

1986-87	H	L	63-68
11/18/89	A	L	85-95

WEST TEXAS A&M (1-0)

3/18/98	N	W	63-55
---------	---	---	-------

WHITTIER (3-7)

1938-39	L	23-25	
1939-40	L	34-36	
1949-50	W	67-61	
12/18/50	A	L	59-69
1951-52	W	59-55	
12/17/53	H	L	52-76
1954-55	L	67-96	
1957-58	L	32-54	
1958-59	L	39-78	
12/30/09	H	W	89-53

WHITWORTH (4-0)

1968-69	W	86-67
1970-71	W	79-52
1972-73	W	68-57
1974-75	W	61-56

WILLAMETTE (ORE.) (0-3)

1957-58	L	38-67	
1958-59	L	51-72	
11/23/96	A	L	84-94

WILLIAM JESSUP (4-0)

12/17/16	H	W	87-64
12/9/17	H	W	86-52
12/16/18	H	W	83-65
11/7/19	H	W	109-63

WINSTON-SALEM STATE (1-0)

11/15/09	N	W	99-79
----------	---	---	-------

WISCONSIN (0-1)

12/3/73	A	L	53-97
---------	---	---	-------

WISCONSIN-MILWAUKEE (0-1)

11/14/10	N	L	62-73
----------	---	---	-------

NON-COLLEGIATE OPPONENTS (84-64)

1976-77	L	88-98	
1977-78	H	W	74-70
1978-79	A	L	55-63
1979-80	H	L	52-60
1980-81	A	L	59-80
1981-82	H	L	48-53
1982-83	A	L	46-61
1983-84	H	L	62-80
1984-85	A	L	58-73
1984-85	H	L	43-49
1985-86	A	W	59-58
1985-86	H	W	64-53
1986-87	H	W	77-73
1986-87	A	L	53-64
1990-91	H	W	105-92
1991-92	A	L	73-83
1992-93	H	L	83-90
1993-94	A	L	57-58
1/17/05	A	W	79-56
2/12/05	H	W	85-65
1/13/06	H	W	65-52
2/4/06	A	W	83-70
1/11/07	A	L	68-72
2/3/07	H	L	64-88
1/24/08	A	L	67-79
2/20/08	H	L	58-66
1/24/09	H	L	75-77
2/18/09	A	W	75-73
1/10/10	A	L	69-72
2/4/10	H	W	83-63
1/8/11	H	L	43-48
2/3/11	A	W	56-65
1/28/12	H	L	65-67
3/1/12	A	L	56-69
1/10/13	H	W	69-67
2/9/13	A	L	53-68
3/14/13	N	L	41-64
1/30/14	A	W	62-58
2/27/14	H	W	85-73
1/31/15	H	W (OT)	81-78
2/28/15	A	W	66-56
1/30/16	H	W	66-52
2/18/16	A	L	53-58
1/7/17	H	W	68-64
2/2/17	A	L	70-74
3/9/17	N	W	66-55
1/27/18	H	W	80-56
2/15/18	A	W (3OT)	92-84
1/19/19	H	W	75-63
2/7/19	A	W	63-53
2/1/20	H	W	66-51
2/20/20	A	W	77-62

1976-77	L	88-98	
1977-78	H	W	74-70
1978-79	A	L	55-63
1979-80	H	L	52-60
1980-81	A	L	59-80
1981-82	H	L	48-53
1982-83	A	L	46-61
1983-84	H	L	62-80
1984-85	A	L	58-73
1984-85	H	L	43-49
1985-86	A	W	59-58
1985-86	H	W	64-53
1986-87	H	W	77-73
1986-87	A	L	53-64
1990-91	H	W	105-92
1991-92	A	L	73-83
1992-93	H	L	83-90
1993-94	A	L	57-58
1/17/05	A	W	79-56
2/12/05	H	W	85-65
1/13/06	H	W	65-52
2/4/06	A	W	83-70
1/11/07	A	L	68-72
2/3/07	H	L	64-88
1/24/08	A	L	67-79
2/20/08	H	L	58-66
1/24/09	H	L	75-77
2/18/09	A	W	75-73
1/10/10	A	L	69-72
2/4/10	H	W	83-63
1/8/11	H	L	43-48
2/3/11	A	W	56-65
1/28/12	H	L	65-67
3/1/12	A	L	56-69
1/10/13	H	W	69-67
2/9/13	A	L	53-68
3/14/13	N	L	41-64
1/30/14	A	W	62-58
2/27/14	H	W	85-73
1/31/15	H	W (OT)	81-78
2/28/15	A	W	66-56
1/30/16	H	W	66-52
2/18/16	A	L	53-58
1/7/17	H	W	68-64
2/2/17	A	L	70-74
3/9/17	N	W	66-55
1/27/18	H	W	80-56
2/15/18	A	W (3OT)	92-84
1/19/19	H	W	75-63
2/7/19	A	W	63-53
2/1/20	H	W	66-51
2/20/20	A	W	77-62

CAL STATE FULLERTON (18-23)

12/21/61	H	L	56-85
12/21/64	A	L	66-67
12/21/65	A	W	66-56
12/19/66	H	W	90-67
11/22/91	N	L	69-81
1/8/05	A	L	61-89
2/7/05	H	L	55-79
1/28/06	H	L (OT)	92-94
3/2/06	A	L	63-81
1/25/07	A	L	77-84
3/7/07	H	W	77-68
1/19/08	H	L	66-88
2/14/08	A	L	74-94
1/15/09	A	W	85-74
2/14/09	H	L	95-106
1/2/10	H	W	67-63

BIG WEST CONFERENCE OPPONENTS

CAL POLY (27-35)

1947-48	L	37-57
1947-48	L	37-52
1950-51	L	61-74
1958-		

OPPONENT SERIES HISTORIES

3/6/10	A	W (OT)	92-86
3/11/10	N	W	68-65
12/28/10	A	W	88-72
3/5/11	H	L	82-87
12/29/11	A	L	64-65
2/25/12	H	W	78-75
1/24/13	H	L	88-95
3/2/13	A	W	71-68
1/18/14	H	W	69-61
2/13/14	A	L	64-74
1/17/15	A	W	79-68
2/12/15	H	W	75-69
1/27/16	H	W	69-64
2/4/16	A	L	57-61
2/8/17	H	W	74-65
2/18/17	A	L	72-79
3/10/17	N	W (OT)	66-64
1/13/18	A	L	70-85
2/10/18	H	L	66-68
3/9/18	N	L	52-55
2/21/19	A	L	58-62
3/2/19	H	W	66-59
3/14/19	N	L (OT)	71-75
1/22/20	H	L	74-78
2/8/20	A	W	87-81

Note: Cal State Fullerton was known as Orange County State in 1961-62.

CSU BAKERSFIELD (11-29)

1972-73	A	L	67-73
1974-75	H	L	63-64
1975-76	A	L	66-67
1975-76	N	L	65-87
1976-77	H	L	83-89
1977-78	A	W	73-30
1978-79	H	L	75-77
1979-80	A	L	63-85
1980-81	H	W	62-59
1982-83	A	L	45-73
1983-84	H	W	65-62
1984-85	A	L	76-88
1985-86	H	L	42-46
1986-87	A	L	82-89
1987-88	H	W	73-70
1988-89	A	L	81-97
12/9/89	H	L	55-61
12/8/90	A	L	47-67
12/7/91	H	L	58-73
11/28/92	A	L	62-71
11/25/93	H	L	61-69
11/26/94	A	L	52-58
12/9/95	H	L	61-75
12/30/95	A	L	71-76
11/16/96	A	L	77-83
12/20/97	H	W	65-59
1/9/99	H	L	61-73
2/20/99	A	L (2OT)	83-86
1/7/00	A	W	73-59
2/19/00	H	L (OT)	65-71
1/12/01	H	L	64-67
3/3/01	A	W	69-57
1/11/02	A	L	66-70
2/23/02	H	L	62-72
1/18/03	A	W	69-65
2/21/03	H	L	58-70
1/10/04	H	W	59-50
3/5/04	A	L	72-94
1/2/08	A	W	62-59
12/6/08	H	W	87-86

CSUN (24-20)

1963-64	W	68-54	
1977-78	A	L	73-79
1978-79	H	L	65-69
1979-80	A	L	63-69
1980-81	H	W	72-57
1982-83	A	L	59-72
1985-86	H	W	53-41
1986-87	A	W	69-54
1987-88	H	L	65-66
1988-89	A	L	55-103
12/29/89	H	W	69-68
1/29/05	H	L	72-94
2/28/05	A	L	72-99
1/19/06	A	L	60-70
2/14/06	H	L	69-75
1/18/07	H	W (2OT)	93-88
2/14/07	A	L	74-91
1/10/08	A	L	47-82
2/9/08	H	L	57-77
1/5/09	A	L	81-84
3/5/09	H	L	72-99
1/4/10	H	W	85-73
3/4/10	A	L	66-70
12/30/10	A	L	81-87
3/3/11	H	W	78-66
1/14/12	A	L	80-84
2/9/12	H	W	79-71
1/17/13	A	W	74-71
2/16/13	H	W	73-61
1/9/14	A	L	77-89
2/6/14	H	W (OT)	90-86
1/7/15	H	W	71-61
2/7/15	A	W	68-55
3/12/15	N	W	71-67
1/14/16	H	W	63-62
3/5/16	A	W (3OT)	87-83
1/14/17	A	W	71-68
2/23/17	H	W	96-85
1/25/18	H	W	63-56
2/1/18	A	W	63-56
2/13/19	H	W	76-59
2/23/19	A	L (OT)	76-81
1/18/20	A	W	66-62
2/15/20	H	W	110-98

** - Vacated results for Hawaii'i

HAWAII (6-11)

2/19/11	H	L	69-83
12/11/11	A	L	61-74
1/19/13	A	W	93-82
2/14/13	H	W	89-65
1/23/14	H	L	73-90**
2/22/14	A	L	77-86**
1/22/15	A	L	76-84
2/21/15	H	W	74-67
3/13/15	N	L	58-65
1/23/16	A	L	62-78
3/3/16	H	L	65-67
1/21/17	A	W	76-70
3/2/17	H	W	68-59
1/20/18	A	L	72-77
3/1/18	H	W	70-59
1/26/19	A	L	60-80
3/7/19	H	L	69-76
1/25/20	A	L	75-76
3/5/20	H	L	65-67
3/5			

LONG BEACH STATE (10-22)

2/2/60	A	L	52-77
1/22/05	H	W (OT)	78-74
2/21/05	A	L (OT)	73-77
1/2/06	A	L	48-77**
2/25/06	H	L (OT)	92-96**
12/28/06	H	L	75-89
2/24/07	A	L	77-102
1/12/08	A	L	53-71
2/7/08	H	L	52-63
1/10/09	H	L	78-86
2/5/09	A	W	82-76
1/30/10	A	L	58-80
2/25/10	H	L	65-68
1/12/11	A	L	56-60
2/10/11	H	L	69-93
1/12/12	A	L	58-86
2/11/12	H	L	69-89
3/8/12	N	L	46-80
2/20/13	A	L	65-71
3/7/13	H	L	76-77
1/11/14	A	L	74-99
2/20/14	H	L	57-79
1/10/15	H	W (OT)	73-67
2/19/15	A	W	65-58
1/9/16	A	L	47-59
2/13/16	H	L	48-57
2/16/17	A	L (OT)	69-78
2/25/17	H	W (OT)	75-71
1/17/18	H	W	84-75
2/3/18	A	W (2OT)	105-104
1/12/19	A	L	77-82
2/16/19	H	W	77-73
1/16/20	A	W	85-82
2/29/20	H	W	77-76

** - Vacated results for Long Beach State

UC IRVINE (18-27)

12/30/65	H	W	66-61
1/14/67	H	L	66-81
1/23/69	A	L	89-99
3/8/69	N	L	70-82
1/23/70	H	W	91-73
1/23/71	N	L	69-72
1/21/72	N	L	60-63
3/8/75	N	W	84-79
1/31/76	A	W	84-72
1/7/77	A	W	79-77
12/1/01	A	L	69-74
1/24/05	H	L	64-71
2/19/05	A	L	66-77
1/4/06	A	W	66-63
2/23/06	H	L	68-82
12/30/06	H	L	48-68
2/22/07	A	L	59-73
1/17/08	H	W	74-57
3/6/08	A	L	62-79
1/17/09	A	W	88-85
2/12/09	H	W	85-76
3/11/09	N	W	69-68
1/14/10	H	W	79-77
2/13/10	A	L	67-69
1/29/11	H	W (2OT)	108-107
2/24/11	A	L (2OT)	87-96
1/7/12	H	L	55-70
2/2/12	A	L	61-68
12/29/12	A	L (OT)	58-69
3/9/13	H	L	85-88
2/8/14	H	L	59-61

3/8/14	A	L	46-74
2/5/15	A	W	75-56
3/7/15	H	W	80-61
1/7/16	A	L	55-76
2/27/16	H	L	61-62
1/28/17	H	W	74-65
3/4/17	A	L	49-79
3/11/17	N	W	50-47
1/4/18	H	W	64-53
3/3/18	A	W (2OT)	90-84
1/10/19	A	L (OT)	69-71
2/28/19	H	L	48-64
1/30/20	H	L	65-80
2/6/20	A	L	72-83

UC RIVERSIDE (37-35)

12/16/60	A	W	86-55
12/15/61	H	L	64-70
2/3/64	A	W	85-68
12/5/64	A	W	76-58
12/18/64	H	W	73-69
12/11/65	A	W	72-71
12/29/66	H	W	86-74
1/21/67	A	L	56-67
1/27/68	A	L	76-84
1/3/69	H	W	95-87
1/25/69	A	L	72-85
12/21/72	A	L	60-67
1/19/73	A	L	50-56
1/26/74	A	L	55-56
1/24/75	A	L	58-62
3/7/75	A	L	77-78
1/12/76	A	W	75-74
2/3/76	H	W	82-77
1/3/77	A	L	70-75
1/31/77	H	W	62-61
1/7/78	H	W	61-49
12/30/78	A	L	50-65
12/28/79	H	L	48-60
11/22/80	A	W	62-54
12/29/81	H	W	74-70
12/30/82	A	L	59-68
12/21/83	H	L	44-76
11/30/84	A	L	68-82
12/23/85	H	W	68-65
11/21/86	A	L	64-89
12/21/77	H	L	71-77
11/26/88	A	L	76-100
1/5/91	A	L	75-81
11/30/91	H	W	59-54
3/10/95	A	L	66-84
1/16/99	A	W	69-57
2/27/99	H	W	73-64
1/14/00	H	W	80-69
2/26/00	A	W	69-64
1/10/05	A	W	66-65
2/5/05	H	L	50-59
1/26/06	H	W	75-69
3/4/06	A	L (OT)	87-94
1/27/07	A	L	50-70
3/1/07	H	L	76-80
1/4/08	H	W	58-54
3/8/08	A	L	66-75
1/8/09	H	W	65-58
2/7/09	A	L	53-58
1/28/10	A	W	60-50
2/28/10	H	W	66-43
1/27/11	H	W	82-52
2/26/11	A	L	81-85
1/5/12	H	L	58-60

OPPONENT SERIES HISTORIES

2/4/12.....	A.....	L.....	54-59
1/26/13.....	H.....	W.....	79-72
2/28/13.....	A.....	W.....	59-52
1/16/14.....	H.....	L.....	69-81
3/6/14.....	A.....	L.....	65-78
1/15/15.....	A.....	W.....	74-61
3/5/15.....	H.....	W.....	61-59
1/21/16.....	H.....	W.....	58-55
2/6/16.....	A.....	W.....	50-49
1/12/17.....	A.....	L.....	55-61
2/11/17.....	H.....	W.....	77-63
1/11/18.....	A.....	W.....	75-65
2/24/18.....	H.....	W.....	64-63
3/8/18.....	N.....	W.....	70-66
2/2/19.....	A.....	W.....	84-71
3/9/19.....	H.....	L.....	70-71
1/9/20.....	H.....	L.....	59-65
3/7/20.....	A.....	L.....	61-66

UC SAN DIEGO (18-5)

1/20/67.....	N.....	W.....	93-66
12/27/67.....	H.....	W.....	100-61
1/26/68.....	N.....	W.....	78-76
1968-69.....	A.....	L.....	78-84
1969-70.....	W.....	95-78
1970-71.....	A.....	L.....	60-72
1970-71.....	H.....	L.....	80-81
1971-72.....	W.....	75-66
1971-72.....	W.....	70-66
1/19/73.....	A.....	W.....	74-69
1974-75.....	H.....	W.....	80-69
1974-75.....	A.....	W.....	93-67
12/12/77.....	H.....	W.....	70-66
1/27/79.....	H.....	W.....	70-61
12/17/79.....	H.....	W.....	90-77
2/3/01.....	A.....	W.....	70-56
12/10/00.....	H.....	W.....	78-47
3/1/02.....	A.....	W.....	91-78
1/19/02.....	H.....	W.....	86-79
1/25/03.....	A.....	W (2OT).....	105-100
2/28/03.....	H.....	L.....	84-85
1/16/04.....	A.....	W.....	74-67
2/21/04.....	H.....	L.....	73-79

UC SANTA BARBARA (12-31)

1926-27.....	W.....	26-19
1939-40.....	W.....	45-38
1939-40.....	L.....	35-46
1946-47.....	L.....	27-46
1946-47.....	L.....	35-52
1957-58.....	L.....	43-76
2/3/59.....	L.....	59-94
1/30/60.....	L.....	53-66
11/26/82.....	A.....	L.....	56-76
1/15/05.....	A.....	L.....	62-67
2/10/05.....	H.....	W.....	72-63
1/15/06.....	H.....	L.....	50-64
2/2/06.....	A.....	L.....	54-73
1/13/07.....	A.....	W.....	70-66
2/1/07.....	H.....	L.....	48-66
1/26/08.....	A.....	L.....	45-60
2/16/08.....	H.....	L.....	73-77
1/22/09.....	H.....	W.....	89-75
2/28/09.....	A.....	L.....	64-66
1/8/10.....	A.....	L.....	47-68
2/6/10.....	H.....	L.....	77-81
3/12/10.....	N.....	L.....	62-75
1/6/11.....	H.....	L.....	65-77
2/5/11.....	A.....	L.....	81-85
1/26/12.....	H.....	L.....	59-86

3/3/12.....	A.....	L.....	43-90
1/12/13.....	H.....	L.....	59-66
2/7/13.....	A.....	W.....	64-56
2/1/14.....	A.....	L.....	67-82
3/1/14.....	H.....	L.....	54-67
1/29/15.....	H.....	W.....	70-64
2/26/15.....	A.....	L.....	60-74
2/11/16.....	H.....	L.....	66-72
2/20/16.....	A.....	L.....	55-62
3/10/16.....	N.....	L.....	61-87
1/4/17.....	H.....	W.....	73-47
2/4/17.....	A.....	W.....	67-64
2/8/18.....	H.....	L.....	81-90
2/17/18.....	A.....	W.....	71-54
1/17/19.....	H.....	L.....	58-69
2/9/19.....	A.....	W.....	61-57
2/13/20.....	H.....	W.....	84-75
2/22/20.....	A.....	L.....	56-70

YEAR-BY-YEAR SCORES

2023-24 (20-13, 14-6)

Nov. 6	Jessup University	W, 86-51
Nov. 9	Pepperdine University	W, 79-78
Nov. 12	at Montana ¹	L, 78-65
Nov. 14	vs. North Dakota State ¹	W, 68-53
Nov. 26	Sacramento State ²	L, 69-63
Nov. 30	at Oregon State	L, 71-59
Dec. 6	at University of Nevada	L, 80-68
Dec. 9	Milwaukee	L, 81-79
Dec. 16	at University of the Pacific	W, 82-61
Dec. 19	Montana	L, 73-61
Dec. 21	UC Merced	W, 80-57
Dec. 28	UC Santa Barbara ³	W, 76-62
Dec. 30	Cal Poly ⁴	W, 71-54
Jan. 4	at UC Riverside ⁵	W, 83-63
Jan. 6	at UC Irvine ⁵	L, 74-71
Jan. 11	CSUN ⁵	W, 95-75
Jan. 13	Cal State Bakersfield ⁵	W, 78-71
Jan. 18	at Cal State Fullerton ⁵	W, 67-65
Jan. 20	UC Irvine ⁵	W, 54-52
Jan. 27	UC San Diego ⁵	L, 92-59
Feb. 1	at UC Santa Barbara ⁴	W, 79-69
Feb. 3	at Cal Poly ⁴	W, 59-52
Feb. 8	Cal State Fullerton ⁵	W, 71-58
Feb. 10	at Hawai'i ⁵	L, 87-70
Feb. 15	Long Beach State ⁵	L, 78-74
Feb. 17	UC Riverside ⁵	L, 67-61
Feb. 22	at CSUN ⁵	W, 66-65
Feb. 24	at Cal State Bakersfield ⁵	L, 75-56
Feb. 29	Hawai'i ⁵	W, 75-63
Mar. 7	at UC San Diego ⁵	W, 70-63
Mar. 9	at Long Beach State ⁵	W, 88-78
Mar. 15	#3 Hawai'i ⁵	W, 68-65
Mar. 16	#4 Long Beach State ⁵	6:30 p.m.

*Big West Contest

- 1- Montana MTE in Missoula, Montana
- 2- Causeway Cup Game vs. Sacramento State
- 3- ESPNU Conference Opener Special
- 4- ESPNU Wildcard Selection
- 5- Big West Basketball Championship

2022-23 (18-14, 11-8)

Nov. 7	at Cal	W, 75-65
Nov. 9	vs. Cal Maritime	W, 90-67
Nov. 12	at LMU	L, 75-85
Nov. 18	vs. Arkansas State	W, 75-60
Nov. 22	vs. Sacramento State [§]	W, 82-71
Nov. 26	at Milwaukee [^]	L, 85-87
Nov. 27	vs. SEMO [^]	W, 73-71
Nov. 28	vs. Boston University [^]	W, 81-70
Dec. 1	vs. Pacific	L, 72-74
Dec. 13	vs. Holy Names	W, 107-55
Dec. 17	at Eastern Washington	L, 68-79
Dec. 21	at UCLA	L, 54-81
Dec. 29	at Hawai'i [†]	L, 66-74
Jan. 5	vs. UC Irvine [*]	L, 83-88
Jan. 7	vs. CSU Bakersfield [*]	W, 62-54
Jan. 11	at CSUN [*]	W, 62-54
Jan. 14	vs. Cal State Fullerton [*]	W, 83-79
Jan. 16	at UC San Diego [*]	W, 78-70
Jan. 19	vs. UC Riverside [*]	L, 72-74
Jan. 21	vs. Cal Poly [*]	W, 65-63
Jan. 26	at CSU Bakersfield [*]	W, 79-58
Jan. 28	at Long Beach State [*]	L, 72-75
Feb. 2	vs. Hawai'i [†]	W, 75-63
Feb. 9	at UC Riverside [*]	L, 65-72
Feb. 11	at UC Santa Barbara [*]	L, 74-84
Feb. 15	vs. CSUN [*]	W, 73-62
Feb. 18	at UC Irvine [*]	L, 76-78
Feb. 20	vs. UC San Diego [*]	W, 76-66
Feb. 23	at Cal State Fullerton [*]	Canceled
Feb. 25	at Cal Poly [*]	W, 58-52
Mar. 2	vs. UC Santa Barbara [*]	L, 86-89
Mar. 4	vs. Long Beach State [*]	W, 93-92
Mar. 9	vs. No. 3 UC Riverside [†]	L, 52-68

§ - Game held at the Golden 1 Center (Sacramento, Calif.)

* - Big West Conference Game

† - Big West Tournament (Anaheim, Calif.)

2021-22 (13-11, 5-6)

Oct. 30	at William Jessup [^]	Exh.
Nov. 9	at Utah State	W, 72-69
Nov. 12	vs. Eastern Washington	W, 84-76
Nov. 17	at Pepperdine	L, 67-72
Nov. 23	at Sacramento State [§]	L, 63-75
Nov. 28	vs. Academy of Art	L, 60-79
Dec. 1	vs. Pacific	W, 63-57
Dec. 4	vs. UC Merced	W, 81-40
Dec. 14	at Oregon State	W, 71-64
Dec. 19	at Pacific	W, 77-67
Dec. 22	vs. Portland	L, 60-65
Dec. 28	vs. UC Riverside [*]	Canceled
Dec. 30	at Hawai'i [†]	Canceled
Jan. 6	vs. UC Irvine [*]	Canceled
Jan. 8	vs. UC San Diego [*]	W, 78-71
Jan. 13	at CSU Bakersfield [*]	Canceled
Jan. 15	at Cal Poly [*]	L, 74-82
Jan. 20	at CSUN [*]	W, 64-47
Jan. 22	at UC Santa Barbara [*]	Canceled
Jan. 27	vs. Cal State Fullerton [*]	L, 58-74
Jan. 29	vs. Long Beach State [*]	L, 63-70
Feb. 1	at UC Riverside [*]	W, 65-60
Feb. 5	vs. Hawai'i [†]	W, 68-65
Feb. 10	at UC San Diego [*]	Canceled
Feb. 12	at UC Irvine [*]	Canceled
Feb. 17	vs. Cal Poly [*]	Canceled
Feb. 19	vs. CSU Bakersfield [*]	W, 81-79
Feb. 24	vs. UC Santa Barbara [*]	L, 69-76
Feb. 26	vs. CSUN [*]	W, 68-49
Mar. 3	at Long Beach State [*]	L, 65-68
Mar. 5	at Cal State Fullerton [*]	L, 59-62
Mar. 8	vs. Cal Poly [*]	W, 63-53
Mar. 10	vs. Cal State Fullerton [*]	L, 55-73

^ - Dixie Fire Benefit Game

§ - Game held at the Golden 1 Center (Sacramento, Calif.)

* - Big West Conference Game

† - Big West Championships

2020-21 (10-8, 6-4)

Nov. 25	vs. Nicholls State [^]	L, 93-101
Nov. 27	at Santa Clara [^]	L, 63-66
Nov. 28	vs. Idaho State [^]	W, 70-61
Dec. 4	vs. William Jessup	W, 95-62
Dec. 8	at Cal Baptist	Canceled
Dec. 12	at Pacific	Canceled
Dec. 19	at Sacramento State	Canceled
Dec. 27	at CSU Bakersfield [*]	Canceled
Dec. 28	at CSU Bakersfield [*]	Canceled
Jan. 1	vs. UC Riverside [*]	Canceled
Jan. 2	vs. UC Riverside [*]	Canceled
Jan. 8	at UC Irvine [*]	Canceled
Jan. 9	at UC Irvine [*]	Canceled
Jan. 15	vs. Cal State Fullerton [*]	Canceled
Jan. 16	vs. Cal State Fullerton [*]	Canceled
Jan. 22	at UC San Diego [*]	L, 69-89
Jan. 23	at UC San Diego [*]	W, 78-71
Jan. 29	vs. UC Santa Barbara [*]	L, 51-72
Jan. 30	vs. UC Santa Barbara [*]	L, 86-89
Feb. 5	at CSUN [*]	L, 77-80
Feb. 6	at CSUN [*]	W, 75-63
Feb. 12	vs. Long Beach State [*]	W, 68-66
Feb. 13	vs. Long Beach State [*]	W, 78-76
Feb. 26	at Cal Poly [*]	W, 69-61
Feb. 27	at Cal Poly [*]	W, 68-66
Mar. 5	vs. Hawai'i [†]	L, 68-73
Mar. 6	vs. Hawai'i [†]	W, 74-66
Mar. 11	vs. CSU Bakersfield [*]	W, 58-56

Mar. 12 vs. UC Santa Barbara^{*} L, 55-71

^ - SANTA CLARA TOURNAMENT

* - Big West Conference Game

† - Big West Championships

2019-20 (14-18, 8-8)

Nov. 5	at Loyola Chicago	L, 48-82
Nov. 7	WILLIAM JESSUP	W, 109-63
Nov. 14	vs. Idaho [^]	W, 65-64
Nov. 15	at Arkansas State [^]	L, 67-80
Nov. 17	vs. VMU [^]	L, 84-89 (20T)
Nov. 20	vs. Sacramento St. [§]	L, 51-61
Nov. 23	at Portland	L, 62-72
Nov. 26	at California	L, 66-72
Nov. 29	at Utah	L, 73-77
Dec. 4	at Northern Arizona	W, 85-66
Dec. 7	NORTHERN ILLINOIS	W, 66-57
Dec. 14	at San Diego	L, 54-58
Dec. 16	LOYOLA MARYMOUNT	W, 67-65
Dec. 21	at San Francisco	L, 84-93
Dec. 29	at New Mexico	L, 69-74
Jan. 3	HOLY NAMES	W, 101-41
Jan. 9	UC RIVERSIDE [*]	L, 59-65
Jan. 16	at Long Beach State [*]	W, 85-82
Jan. 18	at CSUN [*]	W, 66-62
Jan. 22	CAL STATE FULLERTON [*]	L, 74-78
Jan. 25	at Hawai'i [*]	L, 75-76
Jan. 30	UC IRVINE [*]	L, 65-80
Feb. 1	CAL POLY [*]	W, 66-51
Feb. 1	at UC Irvine [*]	L, 72-83
Feb. 8	at Cal State Fullerton [*]	W, 87-81
Feb. 13	UC SANTA BARBARA [*]	W, 84-75
Feb. 15	CSUN [*]	W, 110-98
Feb. 20	at Cal Poly [*]	W, 77-62
Feb. 22	at UC Santa Barbara [*]	L, 56-70
Feb. 29	LONG BEACH STATE [*]	W, 77-76
Mar. 5	HAWAII [†]	L, 65-67
Mar. 7	at UC Riverside [*]	L, 61-66
Mar. 12	vs. Hawai'i [†]	Tournament canceled due to COVID-19

^ - Red Wolves Classic (Jonesboro, Ark.)

§ - Game held at the Golden 1 Center (Sacramento, Calif.)

* - Big West Conference Game

† - Big West Tournament (Anaheim, Calif.)

2018-19 (11-20, 7-9)

Nov. 6	San Francisco	L, 42-76
Nov. 9	San Diego	L, 57-76
Nov. 12	at Arkansas [^]	L, 58-81
Nov. 17	vs. A&M-Corpus Christi [^]	W, 57-54 (OT)
Nov. 18	at UT Arlington [^]	L, 59-68
Nov. 20	vs. Sacramento State [§]	L, 55-58
Nov. 23	at Indiana [^]	L, 62-76
Nov. 29	NORTHERN ARIZONA	W, 73-57
Dec. 5	at Northern Illinois	L, 62-71
Dec. 16	WILLIAM JESSUP	W, 83-65
Dec. 22	at Arizona	L, 68-70
Dec. 28	at Loyola Marymount	L, 59-77
Dec. 30	at USC	L, 55-73
Jan. 5	HOLY NAMES	W, 90-60
Jan. 10	at UC Irvine [*]	L, 69-71 (OT)
Jan. 12	at Long Beach State [*]	L, 77-82
Jan. 17	UC SANTA BARBARA [*]	L, 58-69
Jan. 19	CAL POLY [*]	W, 75-63
Jan. 26	at Hawai'i [*]	L, 60-80
Feb. 2	at UC Riverside [*]	W, 84-71
Feb. 7	at Cal Poly [*]	W, 63-53
Feb. 9	at UC Santa Barbara [*]	W, 61-57
Feb. 13	CSUN [*]	W, 76-59
Feb. 16	LONG BEACH STATE [*]	W, 77-73
Feb. 21	at Cal State Fullerton [*]	L, 58-62
Feb. 23	at CSUN [*]	L, 76-81 (OT)
Feb. 28	UC IRVINE [*]	L, 48-64

Mar. 2	CAL STATE FULLERTON [*]	W, 66-59
Mar. 7	HAWAII [†]	L, 69-76
Mar. 9	UC RIVERSIDE [*]	L, 70-71
Mar. 14	vs Cal State Fullerton [†]	L, 71-75 (OT)

^ - Hardwood Classic (Multiple Locations)

§ - Game held at the Golden 1 Center (Sacramento, Calif.)

* - Big West Conference Game

† - Big West Tournament (Anaheim, Calif.)

2017-18 (22-11, 12-4)

Nov. 13	at Northern Colorado	W, 72-59
Nov. 15	at Pacific	W, 62-58
Nov. 18	at Utah Valley	L, 71-80
Nov. 21	Sacramento State [§]	W, 64-47
Nov. 26	at Washington	L, 70-77
Nov. 29	vs. Northern Colorado	W, 56-51
Dec. 2	at Washington State	W, 81-67
Dec. 6	vs. Pacific	W, 71-67
Dec. 9	vs. William Jessup	W, 86-52
Dec. 15	at San Francisco [^]	L, 61-74
Dec. 19	at Nevada [^]	L, 73-88
Dec. 22	Lamar [^]	W, 77-68
Dec. 23	Radford [^]	L, 62-72 (OT)
Dec. 30	vs. Holy Names	W, 89-62
Jan. 4	vs. UC Irvine [*]	W, 64-53
Jan. 11	at UC Riverside [*]	W, 75-65
Jan. 13	at Cal State Fullerton [*]	L, 70-85
Jan. 17	vs. Long Beach State [*]	W, 84-75
Jan. 20	at Hawai'i [*]	L, 72-77
Jan. 25	vs. CSUN [*]	W, 63-56
Jan. 27	vs. Cal Poly [*]	W, 80-56
Feb. 1	at CSUN [*]	W, 63-56
Feb. 3	at Long Beach State [*]	W, 105-104 (20T)
Feb. 8	vs. UC Santa Barbara [*]	L, 81-90
Feb. 10	vs. Cal State Fullerton [*]	L, 66-68
Feb. 15	at Cal Poly [*]	W, 92-84 (30T)
Feb. 17	at UC Santa Barbara [*]	W, 71-54
Feb. 24	vs. UC Riverside [*]	W, 64-63
Mar. 1	vs. Hawai'i [†]	W, 70-59
Mar. 3	at UC Irvine [*]	W, 90-84 (20T)
Mar. 8	UC Riverside [†]	W, 70-66
Mar. 9	Cal State Fullerton [†]	L, 52-55
Mar. 14	at Utah [#]	L, 59-69

- National Invitation Tournament (Stanford, Calif.)

§ - Game held at the Golden 1 Center (Sacramento, Calif.)

^ - Continental Tire Las Vegas Classic (Various Locations)

† - Big West Tournament (Anaheim, Calif.)

* - Big West Conference Game

2016-17 (23-13, 11-5)

11/11	vs. Tennessee State [^]	L, 64-78
11/12	at Santa Clara [^]	W, 63-58
11/13	vs. Northern Arizona [^]	W, 89-76
11/17	HOLY NAMES	W, 89-75
11/21	vs. Sacramento State [§]	W, 81-72
11/24	vs. Weber State!	L, 58-86
11/25	vs. Drake!	W, 64-58
11/26	vs. Oakland!	L, 66-79
12/3	at Idaho	L, 66-68
12/10	at Cal	L, 61-86
12/14	at North Dakota State	L, 70-74
12/17	WILLIAM JESSUP	W, 87-64
12/22	at Air Force	L, 67-77
12/28	at Seattle University	W, 72-65
12/31	UTAH VALLEY	W, 83-69
1/4	UC SANTA BARBARA [*]	W, 73-47
1/7	CAL POLY [*]	W, 68-64
1/12	at UC Riverside [*]	L, 55-61
1/14	at CSUN [*]	W, 71-68

YEAR-BY-YEAR SCORES

1/21	at Hawai'i*	W, 76-70
1/28	UC IRVINE*	W, 75-65
2/2	at Cal Poly*	L, 70-74
2/4	at UC Santa Barbara*	W, 67-64
2/8	CAL STATE FULLERTON*	W, 74-65
2/11	UC RIVERSIDE*	W, 77-63
2/16	at Long Beach State*	L, 69-78 (OT)
2/18	at Cal State Fullerton*	L, 72-79
2/23	CSUN*	W, 96-85
2/25	LONG BEACH STATE*	W, 75-71 (OT)
3/2	HAWAI'I*	W, 68-59
3/4	at UC Irvine*	L, 49-79
3/9	vs. Cal Poly†	W, 66-55
3/10	vs. Cal State Fullerton†	W, 66-64 (OT)
3/11	vs. UC Irvine†	W, 50-47
3/15	vs. N.C. Central#	W, 67-63
3/17	vs. Kansas##	L, 62-100

^ - Cable Car Classic (Santa Clara, Calif.)
 ! - Great Alaska Shootout (Anchorage, Alaska)
 \$ - Game held at the Golden 1 Center (Sacramento, Calif.)
 † - Big West Tournament (Anaheim, Calif.)
 * - Big West Conference Game
 # - NCAA First Four (Dayton, Ohio)
 ## - NCAA Midwest Regional First Round (Tulsa, Okla.)

2015-16 (11-19, 6-10)

11/1	NORTH DAKOTA STATE	L, 71-79
11/15	PORTLAND	W, 76-66
11/18	FRESNO PACIFIC	W, 76-46
11/24	at Sacramento State	L, 79-84
11/28	at Utah Valley	W, 82-70
12/2	SACRAMENTO STATE	W, 66-61
12/4	at Saint Mary's	L, 67-81
12/15	at San Diego	L, 55-61
12/19	AIR FORCE	L, 60-67
12/22	IDAHO	L, 51-68
12/28	at Seattle University	L, 75-80
12/30	at Boise State	L, 56-64
1/2	HOLY NAMES	W, 74-49
1/7	UC IRVINE*	L, 55-76
1/9	at Long Beach State*	L, 47-59
1/14	CSUN*	W, 63-62
1/21	UC RIVERSIDE*	W, 58-55
1/23	at Hawai'i*	L, 62-78
1/27	CAL STATE FULLERTON*	W, 69-64
1/30	CAL POLY*	W, 66-52
2/4	at Cal State Fullerton*	L, 57-61
2/6	at UC Riverside*	W, 50-49
2/11	UC SANTA BARBARA*	L, 66-72
2/13	LONG BEACH STATE*	L, 48-57
2/18	at Cal Poly*	L, 53-58
2/20	at UC Santa Barbara*	L, 55-62
2/27	UC IRVINE*	L, 61-62
3/3	HAWAI'I*	L, 65-67
3/5	CSUN*	W, 87-83
3/10	vs UC SANTA BARBARA	L, 61-87

† - Big West Tournament (Anaheim, Calif.)
 * - Big West Conference Game

2014-15 (25-7, 14-2)

Nov. 16	HOLY NAMES	W, 57-42
Nov. 20	at Eastern Illinois	W, 63-61
Nov. 22	at Furman	W, 58-55
Nov. 26	UTAH STATE	W, 77-70 (OT)
Nov. 29	UTAH VALLEY	W, 64-43
Dec. 3	SAN JOSE STATE	W, 70-56
Dec. 6	at Idaho	L, 71-79
Dec. 9	EASTERN ILLINOIS	W, 80-70
Dec. 20	at Air Force	W, 81-75
Dec. 22	at Northern Colorado	W, 73-63

Dec. 28	at Washington State	L, 83-90
Dec. 30	at Seattle University	L, 67-76
Jan. 3	CAL MARITIME	W, 78-41
Jan. 7	CSUN*	W, 71-61
Jan. 10	LONG BEACH STATE*	W, 73-67 (OT)
Jan. 15	at UC Riverside*	W, 74-61
Jan. 17	at Cal State Fullerton*	W, 79-68
Jan. 22	at Hawai'i*	L, 76-84
Jan. 29	UC SANTA BARBARA*	W, 70-64
Jan. 31	CAL POLY*	W, 81-78 (OT)
Feb. 5	at UC Irvine*	W, 75-56
Feb. 7	at CSUN*	W, 68-55
Feb. 12	CAL STATE FULLERTON*	W, 75-69
Feb. 19	at Long Beach State*	W, 65-58
Feb. 21	HAWAI'I*	W, 74-67
Feb. 26	at UC Santa Barbara*	L, 60-74
Feb. 28	at Cal Poly*	W, 66-56
Mar. 5	UC RIVERSIDE*	W, 61-59
Mar. 7	UC IRVINE*	W, 80-61
Mar. 12	vs CSUN†	W, 71-67
Mar. 13	vs Hawai'i†	L, 58-65
Mar. 17	at Stanford#	L, 64-77

† - Big West Tournament (Anaheim, Calif.)
 * - Big West Conference Game
 # - National Invitation Tournament (Stanford, Calif.)

2013-14 (9-22, 4-12)

11/8	at Portland	L, 83-100
11/11	HOLY NAMES	W, 80-54
11/15	at Utah	L, 60-94
11/22	vs SIUE#	W, 80-75
11/23	vs Loyola Chicago#	W, 64-61 (OT)
11/24	at Portland State#	L, 63-79
11/26	SACRAMENTO STATE	L, 67-73
11/30	IDAHO	L, 76-80
12/2	at Seattle	L, 53-77
12/7	NEVADA	L, 81-87 (OT)
12/14	at Stanford	L, 56-83
12/18	at San Jose State	L, 85-89 (30T)
12/21	AIR FORCE	W, 80-74
12/30	FURMAN	L, 65-75
1/2	SIMPSON UNIVERSITY	W, 93-69
1/9	at Cal State Northridge*	L, 77-89
1/11	at Long Beach State*	L, 74-99
1/16	UC RIVERSIDE*	L, 69-81
1/18	CAL STATE FULLERTON*	W, 69-61
1/23	HAWAI'I*	L, 73-90**
1/30	at Cal Poly*	W, 62-58
2/1	at UC Santa Barbara*	L, 67-82
2/6	CAL STATE NORTHBRIDGE*	W, 90-86 (OT)
2/8	UC IRVINE*	L, 59-61
2/13	at Cal State Fullerton*	L, 64-74
2/20	LONG BEACH STATE*	L, 57-79
2/22	at Hawai'i*	L, 77-86**
2/27	CAL POLY*	W, 85-73
3/1	UC SANTA BARBARA*	L, 54-67
3/6	at UC Riverside*	L, 65-78
3/8	at UC Irvine*	L, 46-74

- Portland State Tournament (Portland, Ore.)
 † - Big West Tournament (Anaheim, Calif.)
 * - Big West Conference Game
 ** - Vacated Hawai'i result

2012-13 (14-17, 9-9)

11/9	at Oklahoma State	L, 63-75
11/18	NORTHERN ARIZONA	L, 82-85
11/20	at Sacramento State	W, 87-76
11/28	at Nevada	L, 83-84
12/1	at Idaho	L, 66-73
12/5	SAN JOSE STATE	L, 64-73
12/15	at Stanford	L, 52-75
12/17	EASTERN WASHINGTON	W, 87-65
12/20	vs. Southern Illinois#	W, 78-70

12/21	at Utah State#	L, 61-73
12/22	vs. Nicholls State#	W, 82-71
12/29	at UC Irvine*	L, 58-69 (OT)
1/5	PACIFIC*	L, 64-74
1/10	CAL POLY*	W, 69-67
1/12	UC SANTA BARBARA*	L, 59-66
1/17	at Cal State Northridge*	W, 74-71
1/19	at Hawai'i*	W, 93-82
1/24	CAL STATE FULLERTON*	L, 88-95
1/26	UC RIVERSIDE*	W, 79-72
2/2	at Pacific*	L, 64-77
2/7	at UC Santa Barbara*	W, 64-56
2/9	at Cal Poly*	L, 53-68
2/14	HAWAI'I*	W, 89-65
2/16	CAL STATE NORTHBRIDGE*	W, 73-61
2/20	at Long Beach State*	L, 65-71
2/23	NORTHERN COLORADO	W, 79-78
2/28	at UC Riverside*	W, 59-52
3/2	at Cal State Fullerton*	W, 71-68
3/7	LONG BEACH STATE*	L, 76-77
3/9	UC IRVINE*	L, 85-88
3/14	vs. Cal Poly†	L, 41-64

- World Vision Challenge (Logan, Utah)
 † - Big West Tournament (Anaheim, Calif.)
 * - Big West Conference Game

2011-12 (5-26, 3-13)

11/11	vs. Southern Utah#	L, 75-76
11/12	vs. Bryant#	L, 63-70
11/13	at San Diego State#	L, 74-89
11/15	UC SANTA CRUZ	W, 84-78
11/18	STANFORD	L, 49-70
11/22	SACRAMENTO STATE	L, 61-69
11/27	at Eastern Washington	L, 59-79
12/3	IDAHO	L, 74-94
12/11	at Hawai'i	L, 61-74
12/17	at UCLA	L, 39-82
12/20	at San Jose State	L, 59-79
12/22	at Southern Utah	L, 51-62
12/29	at Cal State Fullerton*	L, 64-65
1/5	UC RIVERSIDE*	L, 58-60
1/7	UC IRVINE*	L, 55-70
1/12	at Long Beach State*	L, 58-86
1/14	at Cal State Northridge*	L, 80-84
1/21	at Pacific*	L, 48-64
1/26	UC SANTA BARBARA*	L, 59-86
1/28	CAL POLY*	L, 65-67
2/2	at UC Irvine*	L, 61-68
2/4	at UC Riverside*	L, 54-59
2/9	CAL STATE NORTHBRIDGE*	W, 79-71
2/11	LONG BEACH STATE*	L, 69-89
2/14	PACIFIC*	W, 73-64
2/18	at Northern Arizona	W, 70-65
2/20	at Seattle	L, 59-73
2/25	CAL STATE FULLERTON*	W, 78-75
3/1	at Cal Poly*	L, 56-69
3/3	at UC Santa Barbara*	L, 43-90
3/8	vs Long Beach State†	L, 46-80

- Basketball Traveler's Classic (San Diego, Calif.)
 † - Big West Tournament (Anaheim, Calif.)
 * - Big West Conference Game

2010-11 (10-20, 4-12)

11/12	vs. Florida Atlantic#	L, 63-70
11/13	at Portland#	L, 60-75
11/14	vs. UW-Milwaukee#	L, 62-73
11/17	UC SANTA CRUZ	W, 70-49
11/21	BOISE STATE	L, 47-67
11/23	at Sacramento State	W, 61-54
11/27	SEATTLE	W, 80-58
12/1	at California	L, 62-74
12/4	NOTRE DAME DE NAMUR	W, 80-53
12/13	at UCLA	L, 67-74

12/16	at North Dakota State	L, 71-76
12/21	SOUTHERN UTAH	W, 74-65
12/28	at Cal State Fullerton*	W, 88-72
12/30	at Cal State Northridge*	L, 81-87
1/6	UC SANTA BARBARA*	L, 65-77
1/8	CAL POLY*	L, 43-48
1/12	at Long Beach State*	L, 56-60
1/22	PACIFIC*	L, 54-87
1/27	UC RIVERSIDE*	W, 82-52
1/29	UC IRVINE*	W, 108-107 (OT)
2/3	at Cal Poly*	L, 56-65
2/5	at UC Santa Barbara*	L, 86-93 (OT)
2/10	LONG BEACH STATE*	L, 69-93
2/12	at Pacific*	L, 66-70
2/15	at Seattle	W, 88-78
2/19	HAWAI'I	L, 69-83
2/24	at UC Irvine*	L, 87-96 (20T)
2/26	at UC Riverside*	L, 81-85
3/3	CAL STATE NORTHBRIDGE*	W, 78-66
3/5	CAL STATE FULLERTON*	L, 82-87

- Athletes in Action Classic (Portland, Ore.)
 * - Big West Conference Game

2009-10 (14-18, 8-8)

11/13	vs. Colorado State#	L, 73-91
11/14	at Oregon#	L, 64-95
11/15	vs. Winston-Salem State#	W, 99-79
11/18	UC SANTA CRUZ	W, 88-59
11/24	NORTH DAKOTA STATE	L, 62-63
11/28	at Ball State	W, 60-58
12/2	SACRAMENTO STATE	L, 57-59
12/5	SEATTLE	L, 78-88
12/13	at Stanford	L, 69-85
12/17	at Fresno State	L, 57-68
12/22	at Air Force	L, 57-69
12/30	WHITTIER	W, 89-53
1/2	CAL STATE FULLERTON*	W, 67-63
1/4	CAL STATE NORTHBRIDGE*	W, 85-73
1/8	at UC Santa Barbara*	L, 47-68
1/10	at Cal Poly*	L, 69-72
1/14	UC IRVINE*	W, 79-77
1/23	at Pacific*	L, 61-77
1/28	at UC Riverside*	W, 60-50
1/30	at Long Beach State*	L, 58-80
2/4	CAL POLY*	W, 83-63
2/6	UC SANTA BARBARA*	L, 77-81
2/10	PACIFIC*	W, 62-59
2/13	at UC Irvine*	L, 67-69
2/16	at Seattle	L, 56-81
2/20	at Boise State	W, 82-74
2/25	LONG BEACH STATE*	L, 65-68
2/28	UC RIVERSIDE*	W, 66-43
3/4	at Cal State Northridge*	L, 66-70
3/6	at Cal State Fullerton*	W, 92-86 (OT)
3/11	vs. Cal State Fullerton†	W, 68-65
3/12	vs. UC Santa Barbara†	L, 62-75

- Basketball Traveler's Tip-Off Tourney (Eugene, Ore.)
 † - Big West Tournament (Anaheim, Calif.)
 * - Big West Conference Game

2008-09 (13-19, 7-9)

11/14	at Iowa State#	L, 58-61
11/15	vs. Wisc.-Milwaukee#	L, 75-81
11/16	vs. Loyola Marymount#	W, 64-55
11/20	at Arkansas	L, 59-68
11/23	PORTLAND	L, 72-75
11/28	vs. Tulane%	W, 76-62
11/29	at South Alabama%	L, 60-72
12/3	at Sacramento State	L, 70-82
12/6	CAL STATE BAKERSFIELD	W, 87-86
12/15	at The Citadel	W, 79-61
12/17	at Presbyterian	L, 69-82
12/21	LOYOLA (Md.)	L, 89-95

YEAR-BY-YEAR SCORES

12/30	DARTMOUTH	W, 72-41
1/5	at Cal State Northridge*	L, 81-84
1/8	UC RIVERSIDE*	W, 65-58
1/10	LONG BEACH STATE*	W, 78-86
1/15	at Cal State Fullerton*	W, 85-74
1/17	at UC Irvine*	L, 88-85
1/22	UC SANTA BARBARA*	L, 89-75
1/24	CAL POLY*	W, 75-77
1/31	PACIFIC*	L, 65-80
2/5	at Long Beach State*	W, 82-76
2/7	at UC Riverside*	L, 53-58
2/12	UC IRVINE*	W, 85-76
2/14	CAL STATE FULLERTON*	L, 95-106
2/18	at Cal Poly*	W, 75-73
2/21	FRESNO STATE	L, 70-71
2/25	at Pacific*	L, 57-72
2/28	at UC Santa Barbara*	L, 64-66
3/5	CAL STATE NORTHRIDGE*	L, 72-99
3/11	vs. UC Irvine†	W, 69-68
3/12	vs. Pacific†	L, 60-67

- World Vision Classic (Ames, Iowa)
 % - USA Basketball Classic (Mobile, Ala.)
 † - Big West Tournament (Anaheim, Calif.)
 * - Big West Conference Game

2007-08 (9-22, 2-14)

11/11	LA VERNE#	W, 97-55
11/14	at New Mexico State#	L, 65-75
11/16	at Texas#	L, 42-73
11/18	UC SANTA CRUZ#	W, 71-49
11/21	NICHOLLS STATE	W, 69-67
11/24	PORTLAND STATE	W, 76-68
12/1	at Brown	L, 57-73
12/3	at Dartmouth	L, 67-70
12/7	OREGON STATE	L, 59-73
12/17	PRESBYTERIAN	W, 76-63
12/21	at Jackson State	L, 57-81
12/29	at UCLA	L, 48-76
1/2	at Cal State Bakersfield	W, 62-59
1/4	UC RIVERSIDE*	W, 58-54
1/10	at Cal State Northridge*	L, 47-82
1/12	at Long Beach State*	L, 53-71
1/17	UC IRVINE*	W, 74-57
1/19	CAL STATE FULLERTON*	L, 66-88
1/24	at Cal Poly*	L, 67-79
1/26	at UC Santa Barbara*	L, 45-60
2/2	PACIFIC*	L, 67-72
2/7	LONG BEACH STATE*	L, 52-63
2/9	CAL STATE NORTHRIDGE*	L, 57-77
2/14	at Cal State Fullerton*	L, 74-94
2/16	UC SANTA BARBARA*	L, 73-77
2/20	CAL POLY*	L, 58-66
2/23	at Loyola (Md.)	L, 64-67
2/28	at Pacific*	L, 50-95
3/1	SACRAMENTO STATE	W, 83-77
3/6	at UC Irvine*	L, 62-79
3/8	at UC Riverside*	L, 66-75

- Stubhub Legends Classic (San Diego, Calif.)
 * - Big West Conference Game

D-I RECLASSIFICATION ERA

2006-07 (5-23)

11/12	vs. Georgia Southern#	L, 73-116
11/13	vs. Columbia#	L, 90-95
11/16	at UTEP	L, 76-80
11/19	at Portland	L, 72-76
11/25	at Sacramento State	L, 77-100
11/28	at Stanford	L, 72-84
12/2	JACKSON STATE	W, 66-58
12/9	at Idaho State	L, 49-76
12/19	at Portland State	L, 61-93

12/28	LONG BEACH STATE	L, 75-89
12/30	UC IRVINE	L, 48-68
1/2	BROWN	W, 49-47
1/6	UTAH VALLEY STATE	L, 38-57
1/11	at Cal Poly	L, 68-72
1/13	at UC Santa Barbara	W, 70-66
1/18	CAL STATE NORTHRIDGE	W, 93-88 (20T)
1/20	PACIFIC	L, 71-79
1/25	at Cal State Fullerton	L, 77-84
1/27	at UC Riverside	L, 50-70
2/1	UC SANTA BARBARA	L, 48-66
2/3	CAL POLY	L, 64-88
2/6	at Utah Valley State	L, 59-88
2/14	at Cal State Northridge	L, 74-91
2/19	at Pacific	L, 58-65
2/22	at UC Irvine	L, 59-73
2/24	at Long Beach State	L, 77-102
3/1	UC RIVERSIDE	L, 76-80
3/7	CAL STATE FULLERTON	W, 77-68

- CBE Classic (Durham, N.C.)
 * - Big West Conference Game

2005-06 (8-20)

11/19	at Northern Arizona	L, 50-78
11/25	at Dartmouth	L, 61-66
11/27	at Harvard	L, 56-69
11/30	SACRAMENTO STATE	L, 67-72
12/4	STANFORD	W, 64-58
12/7	at Nevada	L, 51-78
12/10	IDAHO STATE	L, 68-75
12/17	vs. Texas A&M-Corpus Christi#	L, 53-64
12/18	vs. Southeastern Louisiana#	W, 69-64 (30T)
12/21	BETHANY	W, 81-63
12/29	PACIFIC	L, 51-84
1/2	at Long Beach State	L, 48-77**
1/4	at UC Irvine	W, 66-63
1/9	at Louisville	L, 58-81
1/13	CAL POLY	W, 65-52
1/15	UC SANTA BARBARA	L, 50-64
1/19	at Cal State Northridge	L, 60-70
1/21	at Pacific	L, 56-67
1/26	UC RIVERSIDE	W, 75-69
1/28	CAL STATE FULLERTON	L, 92-94 (30T)
2/2	at UC Santa Barbara	L, 54-73
2/4	at Cal Poly	W, 83-70
2/11	NORTHERN COLORADO	W, 86-73
2/14	CAL STATE NORTHRIDGE	L, 69-75
2/23	UC IRVINE	L, 68-82
2/25	LONG BEACH STATE	L, 92-96 (0T)**
3/2	at Cal State Fullerton	L, 63-81
3/4	at UC Riverside	L, 87-94 (0T)

- Shamrock Office Solutions Challenge (Moraga, Calif.)
 ** - Vacated Long Beach State results

2004-05 (11-17)

11/23	UC SANTA CRUZ	W, 87-54
11/27	at Utah State	L, 55-81
12/1	at Sacramento State	W, 72-63 (0T)
12/4	NORTHERN ARIZONA	L, 64-69
12/8	PACIFIC	L, 63-78
12/10	vs. St. Joseph's#	L, 56-84
12/11	vs. Longwood#	W, 87-72
12/18	at Stanford	L, 62-72
12/20	DARTMOUTH	W, 98-87 (0T)
12/22	NEVADA	L, 51-60
12/28	vs. Murray State%	L, 43-66
12/29	vs. Radford%	W, 67-63
1/8	at Cal State Fullerton	L, 61-89
1/10	at UC Riverside	W, 66-65
1/15	at UC Santa Barbara	L, 62-67
1/17	at Cal Poly	W, 79-56
1/22	LONG BEACH STATE	W, 78-74 (0T)

1/24	UC IRVINE	L, 64-71
1/29	CAL STATE NORTHRIDGE	L, 72-94
1/31	at Pacific	L, 64-70
2/5	UC RIVERSIDE	L, 50-59
2/7	CAL STATE FULLERTON	L, 55-79
2/10	UC SANTA BARBARA	W, 72-63
2/12	CAL POLY	W, 85-65
2/19	at UC Irvine	L, 66-77
2/21	at Long Beach State	L, 73-77 (0T)
2/28	at Cal State Northridge	L, 72-99
3/5	at Northern Colorado	W, 79-57

- Northwestern Mutual Shootout (San Francisco, Calif.)
 % - Shamrock Office Solutions Classic (Moraga, Calif.)

DIVISION II ERA

2003-04 (18-9, 15-7)

11/24	at Western Washington	L, 61-76
11/29	LEWIS & CLARK	W, 55-48
12/3	CHICO STATE*	W, 95-69
12/6	at Chico State*	L, 67-72
12/17	UC SANTA CRUZ	W, 92-40
12/20	SEATTLE	W, 65-55
12/27	at Nevada	L, 62-84
1/2	at Cal State San Bernardino*	L, 53-74
1/3	at Cal Poly Pomona*	L, 67-69 (0T)
1/9	CAL STATE STANISLAUS*	W, 95-73
1/10	CAL STATE BAKERSFIELD*	W, 59-50
1/16	at UC San Diego*	W, 74-67
1/17	at Grand Canyon*	W, 66-48
1/23	SONOMA STATE*	W, 74-51
1/24	SAN FRANCISCO STATE*	L, 59-68
1/30	at Cal State Dominguez Hills*	W, 75-49
1/31	at Cal State Los Angeles*	W, 64-38
2/6	CAL STATE LOS ANGELES*	W, 64-38
2/7	CAL STATE DOMINGUEZ HILLS*	W, 85-79
2/13	at San Francisco State*	W, 62-59
2/14	at Sonoma State*	W, 74-64
2/20	GRAND CANYON*	W, 85-69
2/21	UC SAN DIEGO*	L, 73-79
2/27	CAL POLY POMONA*	L, 73-75
2/28	CAL STATE SAN BERNARDINO*	W, 64-48
3/5	at Cal State Bakersfield*	L, 72-94
3/6	at Cal State Stanislaus*	W, 72-62

* - California Collegiate Athletic Association game

2002-03 (12-15, 9-13)

11/22	DOMINICAN#	L, 62-65
11/23	WESTERN WASHINGTON#	W, 89-74
11/30	at Regis	L, 62-63
12/2	at Cal State Monterey Bay	W, 84-65
12/7	at Chico State*	L, 65-70
12/19	CAL STATE HAYWARD	W, 90-74
12/29	CHICO STATE*	L, 67-70
1/3	at Sonoma State*	W, 91-84 (0T)
1/4	at San Francisco State*	L, 56-74
1/10	CAL STATE SAN BERNARDINO*	L, 49-76
1/11	CAL POLY POMONA*	L, 64-77
1/17	at Cal State Stanislaus*	L, 74-76
1/18	at Cal State Bakersfield*	W, 69-65
1/24	at Grand Canyon*	W, 79-68
1/25	at UC San Diego*	W, 105-100 (20T)
1/31	CAL STATE DOMINGUEZ HILLS	L, 92-98 (20T)
2/1	CAL STATE LOS ANGELES*	W, 76-54
2/7	SAN FRANCISCO STATE*	W, 68-66 (0T)
2/8	SONOMA STATE*	L, 59-67
2/14	at Cal Poly Pomona*	L, 43-65
2/15	at Cal State San Bernardino*	L, 49-93
2/21	CAL STATE BAKERSFIELD*	L, 58-70
2/22	CAL STATE STANISLAUS*	L, 71-73

2/28	UC SAN DIEGO*	L, 84-85
3/1	GRAND CANYON*	W, 67-64
3/7	CAL STATE LOS ANGELES*	W, 69-54
3/8	CAL STATE DOMINGUEZ HILLS*	W, 64-63

- Hamilton Classic (Davis, Calif.)
 * - California Collegiate Athletic Association game
2001-02 (15-12, 9-10)

11/16	BYU-HAWAII#	L, 86-90
11/17	BARRY#	W, 85-73
11/24	at Cal State Hayward	W, 88-53
12/1	at UC Irvine	L, 69-74
12/7	CAL STATE LOS ANGELES*	W, 81-75
12/8	CAL STATE DOMINGUEZ HILLS*	W, 67-63
12/15	at San Francisco State*	W, 70-69
12/16	at Sonoma State*	L, 70-73 (0T)
12/28	at Western Oregon	W, 85-78
1/4	CAL POLY POMONA*	W, 82-74
1/5	CAL STATE SAN BERNARDINO*	L, 60-68
1/11	at Cal State Bakersfield*	L, 66-70
1/12	at Cal State Stanislaus*	W, 82-73
1/18	GRAND CANYON*	W, 81-70
1/19	UC SAN DIEGO*	W, 86-79
1/23	CHICO STATE*	L, 87-103
1/26	at Chico State*	L, 68-72
2/1	at Cal State Dominguez Hills*	L, 70-76
2/2	at Cal State Los Angeles*	W, 73-72
2/8	SONOMA STATE*	W, 77-51
2/9	SAN FRANCISCO STATE*	W, 71-57
2/15	at Cal State San Bernardino*	L, 55-72
2/16	at Cal Poly Pomona*	W, 85-71
2/22	CAL STATE STANISLAUS*	L, 67-75
2/23	CAL STATE BAKERSFIELD*	L, 62-72
3/1	at UC San Diego*	W, 91-78
3/2	at Grand Canyon*	L, 93-99

- Hamilton Classic (Davis, Calif.)
 * - California Collegiate Athletic Association game

2000-01 (18-9, 15-7)

11/20	UC SANTA CRUZ	W, 74-56
11/28	CAL STATE MONTEREY BAY	W, 90-65
12/1	NORTHWEST NAZARENE#	L, 68-73
12/2	COLO. SCHOOL OF MINES#	W, 85-63
12/9	GRAND CANYON*	W, 77-53
12/10	UC SAN DIEGO*	W, 78-47
12/17	at Cal State Los Angeles*	L, 68-73
12/18	at Cal State Dominguez Hills*	W, 72-66
12/30	at Pacific	L, 55-78
1/5	SAN FRANCISCO STATE*	W, 54-46
1/6	SONOMA STATE*	W, 78-65
1/12	CAL STATE BAKERSFIELD*	L, 64-67
1/13	CAL STATE STANISLAUS*	W, 68-53
1/19	at Cal Poly Pomona*	L, 62-72
1/20	at Cal State San Bernardino*	L, 63-75
1/24	at Chico State*	L, 73-89
1/27	CHICO STATE*	W, 90-82 (0T)
2/2	at Grand Canyon*	W, 87-78 (0T)
2/3	at UC San Diego*	W, 70-56
2/9	CAL STATE DOMINGUEZ HILLS*	W, 59-46
2/10	CAL STATE LOS ANGELES*	W, 67-65 (0T)
2/16	at Sonoma State*	L, 55-76
2/17	at San Francisco State*	L, 56-62
2/23	CAL STATE SAN BERNARDINO*	W, 66-64
2/24	CAL POLY POMONA*	W, 73-62
3/2	at Cal State Stanislaus*	W, 68-67
3/3	at Cal State Bakersfield*	W, 69-57

- Hamilton Classic (Davis, Calif.)
 * - California Collegiate Athletic Association game

1999-2000 (22-7, 16-6)

11/19	HUMBOLDT STATE#	W, 68-60
11/20	WESTERN OREGON#	W, 67-62

YEAR-BY-YEAR SCORES

11/23	UC SANTA CRUZ	W, 86-55
12/3	at San Francisco State*	W, 81-51
12/4	at Sonoma State*	L, 63-67
12/10	CAL STATE DOMINGUEZ HILLS*	W, 68-63
12/11	CAL STATE LOS ANGELES*	W, 66-47
12/18	CAL POLY POMONA*	W, 75-70
12/19	GRAND CANYON*	L, 51-58
12/27	DOMINICAN	W, 78-49
12/29	PATTEN	W, 92-51
1/7	at Cal State Bakersfield	W, 73-59
1/8	at Cal State Stanislaus	W, 76-73
1/14	UC RIVERSIDE*	W, 80-69
1/15	CAL STATE SAN BERNARDINO*	W, 64-58
1/19	CHICO STATE*	W, 95-60
1/22	at Chico State*	L, 64-84
1/28	SONOMA STATE*	W, 68-57
1/29	SAN FRANCISCO STATE*	W, 74-65
2/4	at Cal State Los Angeles*	L, 50-53
2/5	at Cal State Dominguez Hills*	W, 72-60
2/11	at Grand Canyon*	W, 76-69
2/12	at Cal Poly Pomona*	L, 71-73
2/18	CAL STATE STANISLAUS*	W, 73-67 (OT)
2/19	CAL STATE BAKERSFIELD*	L, 65-71 (OT)
2/25	at Cal State San Bernardino*	W, 73-63
2/26	at UC Riverside*	W, 69-64
3/9	vs. BYU-Hawaii**	W, 60-53
3/10	vs. Seattle Pacific**	L, 61-68

- Hamilton Classic (Davis, Calif.)
 ** - NCAA West Regional (Seattle, Wash.)
 * - California Collegiate Athletic Association game

1998-99 (22-6, 18-4)

11/14	at Stanford	L, 49-76
11/20	HUMBOLDT STATE#	W, 67-49
11/21	NEW MEXICO HIGHLANDS#	W, 63-55
11/25	HOLY NAMES	W, 75-52
12/4	SONOMA STATE*	W, 67-52
12/5	SAN FRANCISCO STATE*	W, 69-52
12/11	at Cal State Los Angeles*	W, 55-47
12/12	at Cal State Dominguez Hills*	W, 55-49
12/19	at Cal Poly Pomona*	L, 78-80 (OT)
12/21	at Grand Canyon*	W, 67-63
12/30	DOMINICAN	W, 74-44
1/8	CAL STATE STANISLAUS*	W, 74-55
1/9	CAL STATE BAKERSFIELD*	L, 61-73
1/15	at Cal State San Bernardino*	W, 63-59
1/16	at UC Riverside*	W, 69-57
1/20	at Chico State*	W, 79-73
1/23	CHICO STATE*	W, 102-71
1/29	at Sonoma State*	W, 62-55
1/30	at San Francisco State*	W, 62-57
2/5	CAL STATE LOS ANGELES*	L, 65-67 (OT)
2/6	CAL STATE DOMINGUEZ HILLS*	W, 74-46
2/12	GRAND CANYON*	W, 71-49
2/13	CAL POLY POMONA*	W, 76-69
2/19	at Cal State Stanislaus*	W, 90-77
2/20	at Cal State Bakersfield*	L, 83-86 (2OT)
2/26	CAL STATE SAN BERNARDINO*	W, 60-56
2/27	UC RIVERSIDE*	W, 73-64
3/5	vs. Seattle Pacific**	L, 68-73

- Hamilton Classic (Davis, Calif.)
 ** - NCAA West Regional (Seattle, Wash.)
 * - California Collegiate Athletic Association game

1997-98 (31-2, 14-0)

11/18	PATTEN	W, 103-74
11/22	at Cal State Los Angeles	L, 61-62 (OT)
11/28	vs. Saint Martin's (Wash.)#	W, 75-56
11/29	vs. Holy Names#	W, 73-61
12/2	at Sacramento State	W, 66-59
12/5	CAL STATE DOMINGUEZ HILLS%	W, 67-57
12/6	GRAND CANYON%	W, 73-67

12/16	UC SANTA CRUZ	W, 76-38
12/17	DOMINICAN	W, 79-65
12/20	CAL STATE BAKERSFIELD	W, 65-59
1/2	at Seattle Pacific^	L, 68-81
1/3	vs. Central Washington^	W, 85-72
1/9	at Notre Dame de Namur*	W, 89-53
1/10	SAN FRANCISCO STATE*	W, 84-59
1/16	CAL STATE HAYWARD*	W, 76-54
1/17	at Cal State Stanislaus*	W, 82-60
1/23	SONOMA STATE*	W, 79-64
1/24	HUMBOLDT STATE*	W, 53-51
1/28	at Chico State*	W, 78-77
1/31	CHICO STATE*	W, 86-67
2/6	at Humboldt State*	W, 53-51
2/7	at Sonoma State*	W, 67-59
2/13	CAL STATE STANISLAUS*	W, 75-59
2/14	at Cal State Hayward*	W, 72-68
2/20	NOTRE DAME DE NAMUR*	W, 67-52
2/21	at San Francisco State*	W, 76-63
2/24	CAL STATE STANISLAUS*	W, 62-52
2/27	SONOMA STATE*	W, 59-57
3/6	CAL STATE LOS ANGELES**	W, 53-51
3/7	SEATTLE PACIFIC**	W, 80-52
3/18	vs. West Texas A&M***	W, 63-55
3/19	vs. St. Rose (N.Y.)***	W, 88-76
3/21	vs. Kentucky Wesleyan***	W, 83-77

- Chico State Shootout (Chico, Calif.)
 % - Hamilton Classic (Davis, Calif.)
 ^ - Oak Harbor Freight Lines Classic (Seattle, Wash.)
 * - NCAC Shaughnessy Playoffs
 ** - NCAA West Regional (Davis, Calif.)
 *** - NCAA Elite Eight (Seattle, Wash.)
 * - Northern California Athletic Conference game

1996-97 (20-9, 11-3)

11/16	at Cal State Bakersfield	L, 77-83
11/22	at Linfield (Ore.)	W, 66-61
11/23	at Willamette (Ore.)	L, 84-94
11/26	PATTEN	W, 95-51
12/4	SACRAMENTO STATE	W, 74-50
12/6	CAL STATE LOS ANGELES#	L, 54-56
12/7	CAL STATE DOMINGUEZ HILLS#	W, 66-54
12/14	UC SANTA CRUZ	W, 81-54
12/17	SEATTLE PACIFIC	L, 68-71
12/21	DOMINICAN	W, 77-59
12/27	vs. IUPUI%	W, 88-72
12/28	at Grand Canyon%	L, 67-79
1/3	at Sonoma State*	W, 64-57
1/4	at Humboldt State*	W, 85-66
1/10	CAL STATE HAYWARD*	W, 71-58
1/11	at Cal State Stanislaus*	L, 61-86
1/17	NOTRE DAME DE NAMUR*	W, 77-56
1/18	at San Francisco State*	W, 63-59
1/25	at Chico State*	W, 67-52
1/31	at Notre Dame de Namur*	W, 78-75
2/1	SAN FRANCISCO STATE*	W, 81-50
2/7	CAL STATE STANISLAUS*	L, 55-60
2/8	at Cal State Hayward*	W, 57-53
2/14	HUMBOLDT STATE*	W, 76-64
2/15	SONOMA STATE*	L, 61-68
2/20	CHICO STATE*	W, 80-56
2/25	SONOMA STATE*	W, 62-61
2/28	CAL STATE HAYWARD*	W, 94-60
3/6	vs. Grand Canyon**	L, 66-78

- Aggie Shootout (Davis, Calif.)
 % - Lopes Christmas Classic (Phoenix, Ariz.)
 * - Northern California Athletic Conference game
 + - NCAC Shaughnessy Playoffs
 ** - NCAA West Regional (Bakersfield, Calif.)

1995-96 (24-6, 14-0)

11/17	DOMINICAN	W, 71-60
11/21	BETHANY	W, 82-42

11/29	at Sacramento State	L, 50-51
12/1	at Colorado Mines#	L, 62-68
12/2	vs. CU-Colorado Springs#	W, 76-61
12/5	PATTEN	W, 83-67
12/9	CAL STATE BAKERSFIELD	L, 61-75
12/16	at Pacific	L, 62-76
12/20	at Cal Poly Pomona	W, 60-34
12/22	at Cal State Los Angeles	W, 53-51
12/29	vs. Cal State Stanislaus%	W, 74-50
12/30	at Cal State Bakersfield%	L, 71-76
1/5	SONOMA STATE*	W, 67-66
1/6	HUMBOLDT STATE*	W, 82-61
1/12	at Cal State Hayward*	W, 73-58
1/13	CAL STATE STANISLAUS*	W, 86-54
1/19	at Notre Dame de Namur*	W, 55-52
1/20	SAN FRANCISCO STATE*	W, 70-51
1/27	CHICO STATE*	W, 90-75
2/2	NOTRE DAME DE NAMUR*	W, 67-50
2/3	at San Francisco State*	W, 61-59 (OT)
2/9	at Cal State Stanislaus*	W, 84-73
2/10	CAL STATE HAYWARD*	W, 70-55
2/16	at Humboldt State*	W, 78-63
2/17	at Sonoma State*	W, 80-68
2/22	at Chico State*	W, 70-62
2/28	CHICO STATE*	W, 94-79
3/1	SONOMA STATE*	W, 75-67
3/7	vs. Montana St.-Billings**	W, 89-80
3/8	vs. Seattle Pacific**	L, 65-79

- ACX Big M Shootout (Golden, Colo.)
 % - CSUB Holiday Classic (Bakersfield, Calif.)
 + - NCAC Shaughnessy Playoffs
 ** - NCAA West Regional (Bakersfield, Calif.)
 * - Northern California Athletic Conference game

1994-95 (20-11, 13-1)

11/22	PATTEN	L, 76-84
11/26	at Cal State Bakersfield	L, 52-58
12/2	vs. Colo.-Colorado Springs#	W, 66-63
12/3	at Colorado Mines#	W, 82-75
12/5	at Weber State	L, 59-86
12/11	CAL POLY POMONA	L, 68-81
12/17	SEATTLE PACIFIC	L, 83-85 (2OT)
12/19	UC SANTA CRUZ	W, 100-34
12/20	CAL STATE LOS ANGELES	W, 80-77 (3OT)
12/29	at Cal State San Bernardino%	L, 59-73
12/30	vs. Mary Hardin-Baylor (TX)%	L, 83-94
1/6	at Chico State*	L, 74-76
1/7	at Humboldt State*	W, 68-57
1/13	SAN FRANCISCO STATE*	W, 75-65
1/14	at Sonoma State*	W, 63-61
1/20	CAL STATE HAYWARD*	W, 75-41
1/21	at Cal State Stanislaus*	W, 79-63
1/28	at Notre Dame de Namur*	W, 86-74
2/3	CAL STATE STANISLAUS*	W, 68-61
2/4	at Cal State Hayward*	W, 73-60
2/10	SONOMA STATE*	W, 71-50
2/11	at San Francisco State*	W, 68-59
2/17	CHICO STATE*	W, 85-78 (OT)
2/18	HUMBOLDT STATE*	W, 79-73
2/23	NOTRE DAME DE NAMUR*	W, 98-95 (2OT)
2/24	SAN FRANCISCO STATE*	W, 58-49
3/2	CHICO STATE*	L, 79-86
3/3	CHICO STATE*	W, 102-65
3/7	vs. Grand Canyon**	W, 92-88 (OT)
3/10	at UC Riverside**	L, 66-84
3/11	vs. Cal State Los Angeles**	L, 74-78

- ACX Big M Shootout (Golden, Colo.)
 % - Cal State San Bernardino Tournament (San Bernardino, Calif.)
 + - NCAC Shaughnessy Playoffs
 ** - NCAA West Regional (Riverside, Calif.)
 * - Northern California Athletic Conference game

1993-94 (11-15, 7-7)

11/26	at Seattle Pacific	L, 61-79
11/27	vs. Western Washington	L, 73-81
11/30	MENLO COLLEGE	W, 67-54
12/2	PATTEN	W, 109-60
12/5	CAL STATE BAKERSFIELD	L, 61-69
12/11	LEWIS & CLARK	W, 66-65
12/15	CAL STATE LOS ANGELES	L, 62-67
12/18	at Oklahoma State	L, 41-85
12/21	at Pacific	L, 63-84
12/28	at Cal Poly Pomona	L, 74-76
12/30	at Cal Poly	L, 57-58
1/3	BETHANY	W, 90-43
1/7	SAN FRANCISCO STATE*	W, 86-70
1/8	at Sonoma State*	L, 65-70
1/14	CAL STATE HAYWARD*	W, 81-64
1/15	at Cal State Stanislaus*	W, 74-59
1/21	HUMBOLDT STATE*	W, 72-57
1/22	CHICO STATE*	L, 61-63
1/29	NOTRE DAME DE NAMUR*	L, 60-76
2/4	at Chico State*	L, 68-72
2/5	at Humboldt State*	L, 61-76
2/11	CAL STATE STANISLAUS*	L, 71-73
2/21	at Cal State Hayward*	W, 70-62
2/18	at San Francisco State*	L, 69-74
2/19	SONOMA STATE*	W, 78-58
2/24	at Notre Dame de Namur*	W, 78-76

* - Northern California Athletic Conference game

1992-93 (13-14, 9-5)

11/25	BETHANY	W, 74-60
11/28	at Cal State Bakersfield	L, 62-71
12/1	LEWIS & CLARK	L, 73-83
12/5	CAL POLY	L, 83-90
12/12	CHAPMAN	W, 74-69
12/16	at Cal State Los Angeles	L, 72-75
12/18	at Fresno Pacific	L, 60-63
12/21	CAL POLY POMONA	W, 72-61
12/29	at Pacific	L, 65-77
1/2	MENLO COLLEGE	W, 71-59
1/4	UC SANTA CRUZ	L, 59-61
1/8	CHICO STATE*	L, 52-55
1/9	HUMBOLDT STATE*	L, 66-74
1/15	at Cal State Hayward*	L, 56-62
1/16	CAL STATE STANISLAUS*	L, 73-79
1/22	at Notre Dame de Namur*	W, 55-47
1/23	SAN FRANCISCO STATE*	W, 76-57
1/30	SONOMA STATE*	W, 87-48
2/5	NOTRE DAME DE NAMUR*	L, 62-64
2/6	at San Francisco State*	W, 87-75
2/12	at Cal State Stanislaus*	W, 66-63
2/13	CAL STATE HAYWARD*	W, 68-51
2/19	at Humboldt State*	W, 62-50
2/20	at Chico State*	W, 75-70
2/23	at Sacramento State	L, 76-82
2/27	at Sonoma State*	W, 71-57
3/2	at Cal State Stanislaus*	L, 71-85

* - Northern California Athletic Conference game
 + - NCAC Shaughnessy Playoffs

1991-92 (19-11, 11-3)

11/22	vs. Cal State Fullerton	L, 69-81
11/23	vs. Pacific Christian	W, 90-38
11/30	UC RIVERSIDE	W, 59-54
12/4	LA VERNE	W, 82-81
12/7	CAL STATE BAKERSFIELD	L, 58-73
12/14	at Menlo College	W, 75-53
12/19	at Cal Poly Pomona	L, 57-74
12/21	at Cal Poly	L, 73-83
12/28	at Pacific	L, 54-74
12/30	at Saint Mary's	L, 57-82
1/3	UC SANTA CRUZ	W, 76-45

YEAR-BY-YEAR SCORES

1/10	CAL STATE HAYWARD*	W, 52-41
1/11	at Cal State Stanislaus*	W, 84-81
1/17	at San Francisco State*	W, 77-60
1/18	NOTRE DAME DE NAMUR*	W, 80-57
1/24	at Humboldt State*	W, 65-57
1/25	at Chico State*	L, 70-84
1/31	SONOMA STATE*	W, 71-59
2/2	SACRAMENTO STATE	W, 82-75
2/7	CHICO STATE*	L, 63-75
2/8	HUMBOLDT STATE*	W, 73-57
2/14	at Notre Dame de Namur*	W, 55-49
2/15	SAN FRANCISCO STATE*	W, 76-48
2/18	at Sacramento State	L, 71-82
2/21	CAL STATE STANISLAUS*	L, 80-85
2/22	at Cal State Hayward*	W, 70-69
2/27	at Sonoma State*	W, 69-58
3/4	CAL STATE STANISLAUS†	W, 93-74
3/6	at Chico State†	W, 71-57
3/7	at Chico State†	L, 75-77

* - Northern California Athletic Conference game
 † - NCAC Shaughnessy Playoffs

1990-91 (20-8, 11-3)

11/20	UC SANTA CRUZ	W, 102-58
11/21	DOMINICAN	W, 108-64
11/24	at Utah	L, 72-106
11/29	FRESNO PACIFIC	W, 95-80
12/1	CHAPMAN	W, 78-66
12/3	at Sacramento State	L, 72-80
12/8	at Cal State Bakersfield	L, 47-67
12/15	CAL STATE SAN BERNARDINO	W, 73-59
12/17	CAL POLY POMONA	W, 80-67
12/20	MENLO COLLEGE	W, 89-71
12/22	CAL POLY	W, 105-92
1/5	at UC Riverside	L, 75-81
1/11	at San Francisco State*	L, 66-72
1/12	NOTRE DAME DE NAMUR*	W, 80-65
1/18	at Humboldt State*	W, 83-66
1/19	at Chico State*	W, 68-66
1/25	CAL STATE STANISLAUS*	W, 89-84
1/26	at Cal State Hayward*	L, 66-67
1/30	SACRAMENTO STATE	W, 89-71
2/2	at Sonoma State*	W, 84-73
2/8	CAL STATE HAYWARD*	W, 64-48
2/9	at Cal State Stanislaus*	L, 94-96
2/15	CHICO STATE*	W, 84-81
2/16	HUMBOLDT STATE*	W, 86-45
2/22	SAN FRANCISCO STATE*	W, 73-71
2/23	at Notre Dame de Namur*	W, 64-53
2/28	SONOMA STATE*	W, 87-82
3/7	SAN FRANCISCO STATE†	L, 76-80

* - Northern California Athletic Conference game
 † - NCAC Playoffs

1989-90 (11-16, 7-7)

11/18	at Westmont	L, 85-95
11/20	UC SANTA CRUZ	W, 99-66
12/1	at Chapman	L, 80-90
12/2	at Cal Poly Pomona	L, 80-81
12/7	at Pacific	L, 73-91
12/9	CAL STATE BAKERSFIELD	L, 55-61
12/15	vs. Sacramento State#	L, 79-103
12/16	vs. Grambling	L, 62-80
12/19	at Nevada	L, 63-109
12/21	MENLO COLLEGE	L, 68-79
12/29	CAL STATE NORTHRIDGE	W, 69-68
1/2	DOMINICAN	W, 87-59
1/5	SAN FRANCISCO STATE*	W, 79-77
1/6	at Cal State Hayward*	W, 88-87
1/12	CHICO STATE*	W, 83-81
1/13	HUMBOLDT STATE*	W, 63-61
1/17	SACRAMENTO STATE	W, 81-71
1/20	SONOMA STATE*	L, 90-95

1/26	at Cal State Stanislaus*	L, 93-95
1/27	NOTRE DAME DE NAMUR*	W, 77-59
2/2	at San Francisco State*	L, 76-89
2/3	CAL STATE HAYWARD*	W, 95-93
2/9	at Chico State*	L, 83-101
2/10	at Humboldt State*	L, 45-48
2/16	CAL STATE STANISLAUS*	L, 77-92
2/17	at Notre Dame de Namur*	W, 76-59
2/24	at Sonoma State*	L, 81-94

- Capital City Classic (Sacramento, Calif.)

* - Northern California Athletic Conference game

1988-89 (16-13)

at Cal State Northridge	L, 55-103
at UC Riverside	L, 76-100
at Cal Poly Pomona	W, 77-75
SACRAMENTO STATE	L, 86-104
FRESNO PACIFIC	W, 78-70
UC SANTA CRUZ	W, 104-58
MENLO COLLEGE	L, 83-85
at Cal State Bakersfield	L, 81-97
CHAPMAN	L, 69-80
at Montana State	L, 73-95
at Eastern Montana	W, 77-65
at Eastern Montana	L, 59-74
HUMBOLDT STATE	W, 56-52
CHICO STATE	W, 95-74
at Cal State Stanislaus	L, 66-71
NOTRE DAME DE NAMUR	W, 75-57
at Sacramento State	L, 81-87
at Sonoma State	L, 67-74
at San Francisco State	W, 61-60
CAL STATE HAYWARD	W, 86-77
at Humboldt State	W, 64-62
at Chico State	W, 75-72
SONOMA STATE	W, 74-62
CAL STATE STANISLAUS	W, 85-83
at Notre Dame de Namur	W, 88-65
SAN FRANCISCO STATE	W, 96-70
at Cal State Hayward	L, 55-61
CAL STATE HAYWARD	W, 60-59
at Sonoma State	L, 79-83

1987-88 (14-15)

CAL STATE BAKERSFIELD	W, 73-70
COLUMBIA CHRISTIAN	W, 77-72
at Sacramento State	L, 64-74
POMONA-PITZER	W, 80-71
ST. MARY'S (Minn.)	W, 68-58
at Nevada	L, 67-84
at Pacific	L, 86-100
CAL POLY POMONA	W, 85-75
UC RIVERSIDE	L, 71-77
CAL STATE NORTHRIDGE	L, 65-66
at Puget Sound	L, 67-93
CHAPMAN	L, 70-83
at Chapman	L, 79-85
at Chico State	L, 73-81
CAL STATE HAYWARD	W, 62-61
at Cal State Stanislaus	L, 71-86
at San Francisco State	L, 75-89
SONOMA STATE	W, 68-56
at Humboldt State	W, 77-63
CAL STATE STANISLAUS	W, 70-68
at Cal State Hayward	L, 73-83
at Menlo College	W, 71-64
CHICO STATE	W, 95-69
at Sonoma State	L, 79-86
SAN FRANCISCO STATE	W, 99-66
SACRAMENTO STATE	L, 78-92
HUMBOLDT STATE	W, 63-59
at San Francisco State	W, 62-60
at Humboldt State	L, 68-75

1986-87 (11-14)

at UC Riverside	L, 64-89
at Cal State Northridge	W, 69-54
11/28 at Cal	L, 71-90
vs. Sacramento State#	L, 72-80
12/6 at Santa Clara	L, 59-73
CAL POLY POMONA	L, 79-88
SEATTLE PACIFIC	L, 81-88
WESTMONT	L, 63-68
CAL POLY	W, 77-73
CHAPMAN	L, 76-80
at Pacific	L, 64-72
at Cal State Bakersfield	L, 82-89
at Cal Poly	L, 53-64
at Cal State Stanislaus	L, 54-75
SONOMA STATE	L, 53-54
at Cal State Hayward	W, 65-62
SAN FRANCISCO STATE	W, 86-76
SACRAMENTO STATE	W, 68-60
HUMBOLDT STATE	W, 82-66
CHICO STATE	W, 74-65
at Sonoma State	L, 88-101
CAL STATE HAYWARD	W, 92-77
CAL STATE STANISLAUS	W, 73-71
at San Francisco State	W, 82-79
MENLO COLLEGE	W, 80-54

- Game played at ARCO Arena (Sacramento, Calif.)

1985-86 (17-11)

at Sacramento State	L, 59-76
11/26 SANTA CLARA	W, 68-66
at Chapman	W, 66-65
at Cal State Dominguez Hills	W, 70-55
12/3 at Cal	L, 51-74
at Nevada	L, 77-91
CAL STATE BAKERSFIELD	L, 42-46
at Cal Poly	W, 59-58
at Idaho	L, 57-77
UC RIVERSIDE	W, 68-65
CAL STATE NORTHRIDGE	W, 53-41
CAL POLY	W, 64-53
ST. ANSELM (N.H.)	W, 72-66
SONOMA STATE	W, 79-72
at San Francisco State	W, 83-82
CHICO STATE	L, 52-64
CAL STATE HAYWARD	W, 88-59
at Cal State Stanislaus	L, 57-67
HUMBOLDT STATE	L, 54-55
SACRAMENTO STATE	W, 83-63
SAN FRANCISCO STATE	W, 61-59
at Sonoma State	L, 74-88
CAL STATE STANISLAUS	W, 63-49
at Cal State Hayward	W, 61-58
at Humboldt State	W, 62-61
at Chico State	L, 62-65
at San Francisco State	W, 75-68
at Cal State Hayward	L, 65-71

1984-85 (13-15)

COLUMBIA CHRISTIAN	W, 76-68
POMONA-PITZER	W, 81-61
11/26 at Cal	L, 63-69
at UC Riverside	L, 68-82
at Cal Poly Pomona	L, 62-66
CAL STATE DOMINGUEZ HILLS	W, 76-71
at Cal State Bakersfield	L, 76-88
at Cal Poly	L, 58-73
12/19 at Santa Clara	L, 66-76
CAL POLY	L, 43-49
at Puget Sound	L, 69-77
at Central Washington	L, 70-89
HUMBOLDT STATE	L, 68-76
CHICO STATE	L, 47-57

at Cal State Stanislaus	W, 77-75
SACRAMENTO STATE	W, 86-71
CONCORDIA (N.Y.)	W, 83-70
at Sonoma State	W, 62-58
at San Francisco State	L, 74-80
CAL STATE HAYWARD	L, 78-88
at Humboldt State	L, 55-61
at Chico State	W, 68-64
SONOMA STATE	W, 85-70
CAL STATE STANISLAUS	W, 85-63
at Sacramento State	W, 88-82
SAN FRANCISCO STATE	W, 73-72
at Cal State Hayward	W, 76-75
at Cal State Hayward	L, 62-69

1983-84 (13-13)

CAL STATE LOS ANGELES	W, 81-76
at Fresno State	L, 49-92
12/5 at Cal	L, 50-76
CAL STATE BAKERSFIELD	W, 65-62
NORTHWEST (WASH.)	W, 123-70
CAL POLY	L, 62-80
UC RIVERSIDE	L, 44-76
12/23 at Santa Clara	L, 58-78
at Nevada	L, 64-81
vs. Florida A&M	W, 62-60
at Sacramento State	L, 57-62
CAL STATE STANISLAUS	W, 85-80
RHODE ISLAND COLLEGE	W, 86-56
SONOMA STATE	W, 65-57
at Cal State Hayward	W, 65-52
SAN FRANCISCO STATE	L, 60-63
at Chico State	L, 73-87
at Humboldt State	L, 52-65
SACRAMENTO STATE	W, 79-77
at Cal State Stanislaus	W, 88-87
NOTRE DAME DE NAMUR	W, 74-64
at Sonoma State	W, 71-71
CAL STATE HAYWARD	W, 84-60
at San Francisco State	L, 67-71
CHICO STATE	L, 65-68
HUMBOLDT STATE	L, 58-60

1982-83 (8-19)

NORTHWEST NAZARENE	W, 91-67
at Cal Poly	L, 46-61
at UC Santa Barbara	L, 56-76
at Cal State Bakersfield	L, 45-73
at Kansas State	L, 54-84
at Idaho State	L, 72-102
PACIFIC	L, 77-83
LINFIELD COLLEGE	W, 86-84
at Cal State Northridge	L, 59-72
at UC Riverside	L, 59-68
1/4 SANTA CLARA	L, 57-74
at San Francisco State	L, 51-92
CAL STATE HAYWARD	W, 79-61
1/13 at Cal	L, 62-106
at Sonoma State	W, 54-49
at Humboldt State	L, 60-78
at Chico State	W, 58-55
at Sacramento State	L, 72-77
CAL STATE STANISLAUS	L, 62-64
at Cal State Hayward	L, 74-80
SAN FRANCISCO STATE	L, 69-76
SONOMA STATE	W, 85-62
CHICO STATE	W, 74-66
HUMBOLDT STATE	L, 58-62
at Cal State Stanislaus	L, 77-85
SACRAMENTO STATE	W, 83-54
at San Francisco State*	L, 68-83

1981-82 (8-16)

CAL STATE LOS ANGELES	W, 76-71
-----------------------	----------

YEAR-BY-YEAR SCORES

11/30 at Cal	L, 76-83
at Saint Mary's	L, 69-95
CAL POLY	L, 48-53
FRESNO STATE	L, 43-75
UC RIVERSIDE	W, 74-70
CHAPMAN	W, 65-61
at Pacific	L, 74-96
1/4 at Santa Clara	L, 81-107
at Sonoma State	L, 78-83
at Sacramento State	W, 81-68
CAL STATE STANISLAUS	L, 72-80
SAN FRANCISCO STATE	W, 65-63
at Cal State Hayward	L, 69-80
HUMBOLDT STATE	W, 55-50
CHICO STATE	L, 78-87
SONOMA STATE	L, 69-71
at Cal State Stanislaus	L, 82-108
SACRAMENTO STATE	L, 65-75
CAL STATE HAYWARD	W, 56-47
at San Francisco State	L, 50-51
at Chico State	W, 76-58
at Humboldt State	L, 49-50
at San Francisco State	L, 63-70

1980-81 (15-12)

at Cal State Los Angeles	W, 71-69
at UC Riverside	W, 62-54
CAL POLY POMONA	W, 65-58
CHAPMAN	L, 65-66
SOUTHERN OREGON	W, 79-67
CAL STATE BAKERSFIELD	W, 62-59
at Stanford	L, 62-68
at Fresno State	L, 56-75
ST. MARTIN'S	L, 68-69
CAL STATE NORTHRIDGE	W, 72-57
BYU-HAWAII	W, 79-76
at Santa Clara	L, 70-71
CAL STATE STANISLAUS	L, 61-65
at Cal State Hayward	W, 73-68
at San Francisco State	L, 53-60
SONOMA STATE	W, 80-68
SACRAMENTO STATE	W, 64-62
at Humboldt State	L, 72-84
at Chico State	W, 67-65
at Cal State Stanislaus	W, 93-90
SAN FRANCISCO STATE	L, 64-71
CAL STATE HAYWARD	W, 80-63
at Cal Poly	L, 59-80
at Sacramento State	L, 66-73
at Sonoma State	W, 107-77
CHICO STATE	L, 54-59
HUMBOLDT STATE	W, 77-73

1979-80 (9-18)

11/30 HASTINGS (Neb.)	L, 65-99
at Oregon	L, 69-99
at St. Martin's	L, 66-75
FRESNO PACIFIC	W, 85-65
12/17 UC SAN DIEGO	W, 90-77
12/18 at Cal	L, 59-87
at Cal State Northridge	L, 63-69
at Cal State Bakersfield	L, 63-85
UC RIVERSIDE	L, 48-60
CAL POLY	L, 52-60
at Pacific	L, 60-83
at San Francisco State	L, 61-75
SONOMA STATE	W, 79-72
at Cal State Hayward	W, 52-50
at Chico State	L, 57-71
at Humboldt State	L, 68-79
SAN FRANCISCO STATE	L, 59-70
U.S. INTERNATIONAL	L, 67-82
at Sacramento State	W, 85-61
CAL STATE STANISLAUS	W, 80-73
2/5 SANTA CLARA	L, 57-94

CAL STATE HAYWARD	W, 63-61
at Sonoma State	L, 58-78
at Cal State Stanislaus	L, 84-85
SACRAMENTO STATE	L, 75-77
HUMBOLDT STATE	W, 67-49
CHICO STATE	W, 81-67

1978-79 (12-14)

CAL STATE NORTHRIDGE	L, 65-69
SAN DIEGO	W, 75-64
CAL STATE BAKERSFIELD	L, 75-77
at Cal Poly	L, 55-63
NEVADA	L, 85-117
POINT LOMA NAZARENE	W, 83-71
at San Diego	L, 67-83
at New Mexico	L, 74-86
ST. MARTIN'S	L, 77-79
at Chapman	L, 64-82
at UC Riverside	L, 50-65
NOTRE DAME DE NAMUR	W, 86-67
CAL STATE HAYWARD	W, 68-67
CHICO STATE	L, 66-68
HUMBOLDT STATE	L, 70-82
at Santa Clara	L, 86-94
SAN FRANCISCO STATE	W, 74-68
UC SAN DIEGO	W, 70-61
at Cal State Stanislaus	W, 80-76
SACRAMENTO STATE	W, 64-57
at Humboldt State	W, 71-66
at Chico State	L, 65-75
at Sacramento State	W, 81-67
CAL STATE STANISLAUS	W, 84-68
at Cal State Hayward	L, 73-75
at San Francisco State	W, 66-62

1977-78 (19-10)

PACIFIC	L, 69-78
CAL POLY	W, 74-70
SAN FRANCISCO STATE	W, 90-84
SACRAMENTO STATE	W, 66-65
CAL STATE HAYWARD	W, 78-65
CAL STATE LOS ANGELES	W, 94-88
UC SAN DIEGO	W, 70-66
at Weber State	L, 65-95
at Nebraska	L, 64-69
WESTERN WASHINGTON	W, 85-65
CHAMINADE	W, 78-73
at Cal State Bakersfield	W, 73-30
UC RIVERSIDE	W, 61-49
at San Francisco State	W, 74-69
at Cal State Hayward	L, 60-65
at Nevada	L, 82-95
HUMBOLDT STATE	W, 80-75
CHICO STATE	W, 97-67
at Oregon	L, 58-69
at Sacramento State	L, 52-53
at Cal State Stanislaus	W, 106-83
CAL STATE HAYWARD	L, 69-71
SAN FRANCISCO STATE	W, 84-74
SACRAMENTO STATE	W, 79-63
CAL STATE STANISLAUS	W, 74-66
at Chico State	W, 98-86
at Humboldt State	W, 63-58
at Cal State Northridge*	L, 73-79
vs. Puget Sound*	L, 73-96

1976-77 (13-13)

San Francisco	L, 71-120
Fresno-Pacific	W, 87-74
Cal State Stanislaus	W, 68-63
Cal State Hayward	L, 80-81 (OT)
Cal Poly	L, 88-98
Cal State Bakersfield	L, 83-89
Linfield	W, 96-81

Stanford	L, 65-95
12/29 San Jose State	L, 78-85
UC Riverside	L, 70-75
UC Irvine	W, 79-77
Sacramento State	L, 57-76
Humboldt State	W, 60-49
Chico State	L, 70-72
Cal State Hayward	W, 65-61
San Francisco State	L, 75-80
Cal	L, 52-64
Cal State Los Angeles+	L, 83-88
UC Riverside	W, 62-61
Cal State Stanislaus	W, 76-65
Chico State	W, 57-44
Humboldt State	W, 60-59
Cal State Stanislaus	W, 78-77
Sacramento State	W, 87-69
San Francisco State	W, 91-71
Cal State Hayward	L, 70-71

+ - later declared a forfeit

1975-76 (18-10)

San Francisco	L, 70-90
at Cal Poly	L, 64-69
at Cal	L, 62-72
at Fresno State	L, 80-108
Lewis & Clark	W, 76-64
Howard	W, 89-77
at Cal State Bakersfield	L, 66-67
Pacific (Ore.)	W, 93-55
Luther (Iowa)	W, 81-71 (OT)
Cal Poly	W, 72-48
Chico State	W, 71-59
UC Riverside	W, 75-74
San Francisco State	W, 74-68 (OT)
Cal State Hayward	W, 94-71
at Stanford	L, 76-91
at Humboldt State	W, 68-51
at UC Irvine	W, 84-72
at UC Riverside	W, 82-77
Sacramento State	L, 74-77
Cal State Stanislaus	W, 98-74
at Cal State Hayward	W, 86-71
at San Francisco State	W, 85-80
at Cal State Stanislaus	W, 96-66
at Sacramento State	L, 74-82
Athletes in Action(exh.)	L, 85-105
Humboldt State	W, 71-60
at Chico State	W, 72-70
Cal State Bakersfield**	L, 65-87
Cal Poly Pomona**	(ot) L, 82-84

** - NCAA Division II Regional (Tacoma, Wash.)

1974-75 (16-12)

at New Mexico	L, 68-79
at New Mexico State	L, 46-76
at Arizona	L, 58-84
Cal State Bakersfield	L, 63-64
at Santa Clara	L, 74-81
Whitworth	W, 61-56
at Nevada	L, 64-104
UC San Diego	W, 80-69
at Cal Poly	L, 63-72
Fresno State	L, 62-65
at Cal State Hayward	W, 67-55
at San Francisco State	L, 62-64
San Jose State	W, 66-55
Humboldt State	W, 63-54
at Cal	L, 78-89
at UC Riverside	L, 58-62
at UC San Diego	W, 93-67
Sacramento State	W, 99-98
Chico State	W, 77-57

San Francisco State	W, 63-49
Cal State Hayward	W, 72-62
at Chico State	W, 66-54
at Sacramento State	W, 71-70
at Cal State Stanislaus	W, 101-57
Humboldt State	W, 114-58
Cal State Stanislaus	W, 78-64
at UC Riverside	L, 77-78
at UC Irvine	W, 84-79

1973-74 (13-13)

Minnesota	L, 45-55
Wisconsin	L, 53-97
Memphis State	L, 61-105
Oregon	L, 59-82
Nevada	L, 72-82
North Park (Ill.)	W, 65-62
Claremont McKenna	W, 65-61
Cal Poly	L, 35-52
Chico State	W, 75-73
San Francisco	L, 71-94
Cal State Hayward	W, 74-67
San Francisco State	W, 87-57
Sonoma State	L, 66-81
Humboldt State	L, 59-68
UC Santa Cruz	W, 96-47
UC Riverside	L, 55-56
Sacramento State	W, 54-49
Cal State Stanislaus	W, 70-65
San Francisco State	L, 67-68
Cal State Hayward	W, 72-58
Cal State Stanislaus	W, 79-45
Sacramento State	W, 81-71
Saint Mary's	L, 75-80
Sonoma State	W, 82-71
Humboldt State	W, 88-63
Chico State	L, 67-73

1972-73 (14-12)

at Missouri	L, 70-77
at Southern Illinois	L, 74-76
at Iowa State	L, 60-86
at Pacific	L, 49-74
at Saint Mary's	L, 77-79
UC Riverside	L, 60-67
at Cal State Bakersfield	L, 67-73
Whitworth	W, 68-57
Humboldt State	W, 87-76
Sonoma State	L, 65-69
at Cal State Hayward	W, 79-69
at San Francisco State	W, 72-64
Chico State	L, 84-86 (OT)
at UC Riverside	L, 50-56
at UC San Diego	W, 74-69
Nevada	W, 82-78
Puget Sound	W, 71-66 (OT)
Athletes in Action (exh.)	L, 81-83
Sacramento State	W, 82-66
at Cal State Stanislaus	W, 74-65
Sonoma State	L, 69-77
Humboldt State	W, 72-61
at Chico State	W, 79-69
at Sacramento State	L, 78-84
Cal State Stanislaus	W, 79-69
San Francisco State	W, 74-67
Cal State Hayward	W, 83-59

1971-72 (11-14)

Santa Clara	L, 53-86
Puget Sound	L, 73-84
Seattle Pacific	L, 71-82
Portland State	L, 60-94
San Jose State	L, 72-86
Saint Mary's	W, 84-82

YEAR-BY-YEAR SCORES

Cal Poly	L, 70-80
Cal State Hayward	W, 70-56
at San Francisco State	L, 54-68
Humboldt State	L, 57-77
Sonoma State	W, 107-71
Chico State	L, 66-71
UC Irvine	L, 60-63
UC San Diego	W, 70-66
at Cal	L, 67-100
UC San Diego	W, 70-66
at Sacramento State	L, 70-78
Cal State Stanislaus	W, 88-79
San Francisco State	W, 80-75
Cal State Hayward	L, 74-75
Cal State Stanislaus	W, 103-80
Sacramento State	L, 81-85
at Sonoma State	W, 97-68
Humboldt State	W, 69-58
at Chico State	W, 74-66

1970-71 (9-16)

at Memphis State	L, 79-99
at Murray State	L, 61-68
at Western Kentucky	L, 65-88
San Jose State	L, 65-85
Portland State	L, 73-89
Saint Mary's	L, 70-75
Western Washington	L, 57-64
Whitworth	W, 79-52
at Cal State Stanislaus	L, 65-74
Sonoma State	W, 115-74
Humboldt State	W, 77-71
Cal State Stanislaus	L, 71-77
at UC San Diego	L, 60-72
at UC Irvine	L, 69-72
at San Francisco State	L, 55-66
at Cal State Hayward	L, 67-72
UC San Diego	L, 80-81
San Francisco State	L, 55-69
Cal State Hayward	W, 76-72
at Chico State	W, 63-56 (OT)
at Sacramento State	L, 67-93
Sonoma State	W, 91-72
Humboldt State	W, 86-72
Chico State	W, 76-72
Sacramento State	W, 69-67

1969-70 (14-11, 7-5)

at Saint Mary's	L, 63-64
vs. San Diego#	L, 76-80
vs. Cal Western#	W, 69-61
vs. Cal Poly Pomona#	W, 85-82
at Sonoma State	W, 79-73
Tahoe College	W, 100-85
at Pacific	L, 65-83
Cal Poly	L, 85-95
at Puget Sound	L, 60-84
at Simon Fraser(exh.)	L, 71-76
at Western Washington	L, 55-57
Sacramento State*	W, 57-46
at Humboldt State*	L, 71-82
at Sonoma State*	W, 76-53
UC Irvine	W, 91-73
UC San Diego	W, 95-78
Chico State*	W, 55-50
2/3 at Chico State*	L, 63-83
2/6 Cal State Hayward*	L, 86-91
2/7 San Francisco State*	L, 72-74
2/13 at Cal State Hayward*	L, 68-79
2/14 at San Francisco State*	W, 76-65
2/20 Humboldt State*	W, 77-75
2/21 Sonoma State*	W, 105-72
2/27 Fresno Pacific	W, 100-76

2/28 at Sacramento State* W, 73-67

- Aztec Classic (San Diego, Calif.)
% - Cal Aggie Tournament (Davis, Calif.)
* - Far West Conference game

1968-69 (18-10, 12-2)

Santa Clara	L, 66-94
at Fresno Pacific	W, 84-76
Tahoe Paradise#	L, 60-72
Sonoma State#	W, 75-65
Cal State Stanislaus#	W, 99-87
Whitworth	W, 86-67
UC Riverside	W, 95-87
San Francisco State*	L, 60-66 (OT)
Cal State Hayward*	W, 75-67
at Chico State*	W, 56-47
at Sonoma State*	W, 85-69
at Humboldt State*	W, 82-69
at UC Irvine	L, 89-99
at UC San Diego	L, 78-84
at UC Riverside	L, 72-85
Cal State Stanislaus	L, 89-99
Saint Mary's	W, 62-54
Sacramento State*	W, 76-61
Nevada*	W, 73-57
at Sacramento State*	W, 77-74
at Nevada*	W, 70-57
Chico State*	W, 86-59
Sonoma State*	W, 74-67 (OT)
Humboldt State*	W, 91-68
at San Francisco State*	W, 62-60 (OT)
at Cal State Hayward*	L, 74-81
vs. UNLV**	W, 81-68
vs. UC Irvine**	L, 70-82

- Cal Aggie Invitational (Davis, Calif.)
* - Far Western Conference game
** - NCAA College Regional (Las Vegas, Nev.)

1967-68 (17-11)

12/1 at Ohio State	L, 52-95
12/2 at Kent State	L, 63-81
12/8 Occidental	L, 74-82
12/9 at Saint Mary's	L, 71-79
12/19 at Pacific	L, 59-90
12/21 Colorado State (No. Colo.)	W, 95-90
12/22 Colorado College	W, 116-47
12/27 UC San Diego#	W, 100-61
12/28 Simon Fraser#	W, 71-66
12/29 Western Washington#	L, 59-63
1/5 Chico State*	W, 69-67
1/12 at Nevada*	W, 82-77
1/13 at Sacramento State*	L, 87-93
1/26 vs. UC San Diego%	W, 78-76
1/27 at UC Riverside%	L, 76-84
2/2 Humboldt State*	W, 99-71
2/3 Sonoma State	W, 60-50
2/9 Cal State Hayward	W, 86-66
2/10 San Francisco State	W, 99-91 (2OT)
2/16 at Cal State Hayward	W, 80-71
2/17 at San Francisco State	L, 66-73
2/20 at Chico State	W, 85-68
2/23 at Humboldt State	W, 93-85
2/24 at Sonoma State	W, 74-59
3/1 Nevada	W, 122-71
3/2 Sacramento State	W, 99-74
3/8 vs. UNLV**	L, 91-96
3/9 vs. San Diego State**	L, 72-79

- Cal Aggie Tournament (Davis, Calif.)
% - Riverside Classic (Riverside, Calif.)
* - Far Western Conference game

** - NCAA College Division Regional

1966-67 (21-7, 12-2)

12/1 at Colorado Mines	W, 80-76
12/3 at Colorado College	W, 59-48
12/5 at Regis College	W, 109-93
12/6 at Colorado State	L, 111-71
12/19 Cal State Fullerton	W, 90-67
12/20 Claremont McKenna	L, 59-62
12/23 at Fresno Pacific	W, 90-78
12/28 Sonoma State#	W, 73-44
12/29 UC Riverside#	W, 86-74
1/6 at Sonoma State*	W, 60-55
1/7 at Humboldt State*	W, 80-72
1/13 at Chico State*	W, 60-57
1/14 UC Irvine	L, 66-81
1/20 vs. UC San Diego%	W, 93-66
1/21 at UC Riverside%	L, 56-67
1/27 at Cal State Hayward*	L, 58-66
1/28 at San Francisco State*	W, 63-62
2/3 Nevada*	W, 69-51
2/4 Sacramento State*	W, 58-52
2/10 Cal State Hayward*	W, 67-60
2/11 San Francisco State*	W, 73-67
2/17 Sonoma State*	W, 79-37
2/18 Humboldt State*	W, 97-77
2/24 Nevada*	W, 49-40
2/25 at Sacramento State*	L, 61-62
3/3 Chico State*	W, 64-52
3/10 vs. Nevada Southern**	L, 83-100
3/11 vs. Portland State**	W, 81-61

- Cal Aggie Tournament (Davis, Calif.)
% - Riverside Classic (Riverside, Calif.)
* - Far Western Conference games
** - NCAA College Regional (San Diego, Calif.)

1965-66 (15-7, 7-5)

12/1 at Fresno Pacific	W, 90-88
12/4 Sonoma State	W, 62-42
12/7 Alumni (Exh.)	W, 64-55
12/10 vs. California Baptist#	W, 91-65
12/11 at UC Riverside#	W, 72-71
12/14 Fresno Pacific	L, 72-74
12/17 Azusa Pacific	W, 81-50
12/20 at Azusa Pacific	L, 73-74
12/21 at Cal State Fullerton	W, 66-56
12/29 Sonoma State%	W, 57-46
12/30 UC Irvine%	W, 66-61
1/7 San Francisco State*	L, 57-58
1/8 Cal State Hayward*	W, 50-43
1/28 at Sacramento State*	L, 80-93
1/29 at Nevada*	L, 62-88
2/1 Chico State*	W, 59-53
2/4 Humboldt State*	W, 62-51
2/8 at Chico State*	W, 69-65
2/11 Sacramento State*	W, 81-71
2/12 Nevada*	L, 57-60
2/18 at San Francisco State*	L, 69-83
2/19 at Cal State Hayward*	W, 73-71
2/25 at Humboldt State*	W, 73-56

- Riverside Classic (Riverside, Calif.)
% - Cal Aggie Tournament (Davis, Calif.)

1964-65 (13-10, 5-7)

12/1 Fresno Pacific	W, 73-53
12/4 at Claremont McKenna	W, 51-48
12/5 at UC Riverside	W, 76-58
12/9 at Nevada	L, 62-71
12/10 at Humboldt State	W, 75-56
12/12 at California Baptist	W, 92-72
12/14 at California Baptist	W, 67-53
12/18 UC Riverside	W, 73-69

12/21 at Cal State Fullerton	L, 66-67
12/23 at Fresno Pacific	L, 70-72
12/30 San Francisco State*	W, 66-64 (OT)
1/8 at Nevada*	L, 62-66
1/9 Sacramento State*	W, 63-52
2/2 Chico State*	L, 64-66 (OT)
2/5 Humboldt State*	L, 50-59
2/6 at Cal State Hayward*	L, 70-82
2/12 Cal State Hayward*	W, 60-59 (OT)
2/15 California Baptist	W, 87-70
2/19 Nevada*	W, 73-64
2/20 at Sacramento State*	L, 62-70
2/23 at San Francisco State*	W, 64-59
2/26 at Humboldt State*	L, 62-63
2/27 at Chico State*	L, 63-75

* - Far Western Conference game

1963-64 (7-15)

at Ohio State	L, 42-68
Dayton	L, 47-76
Toledo	L, 48-74
at DePaul	L, 59-98
Pacific	L, 53-63
Cal State Northridge	W, 68-54
at Claremont McKenna	W, 63-55
at San Diego State	L, 47-76
Nevada	L, 62-83
Cal State Hayward	W, 68-62
at Chico State	L, 58-68
at Humboldt State	L, 59-66
California Western	L, 53-66
UC Riverside	W, 85-68
San Francisco State	W, 63-57
Sacramento State	L, 45-47
Nevada	L, 44-76
Cal State Hayward	L, 55-62
San Francisco State	L, 67-81
Sacramento State	L, 56-73
Chico State	W, 74-64
Humboldt State	W, 81-59

1962-63 (5-15)

California Baptist	W, 89-52
at Pacific	L, 64-77
Sacramento State	L, 46-60
at Pacific	L, 42-74
Chapman College	L, 61-71
Sacramento State	L, 50-52
Hamline (Minn.)	W, 61-46
at Chico State	L, 56-57 (OT)
at Humboldt State	L, 34-45
San Diego	L, 50-52
at San Francisco State	L, 41-52
Cal State Hayward	W, 46-44
Nevada	L, 41-57
Sacramento State	W, 46-44
Chico State	W, 58-57
Humboldt State	L, 57-58
San Francisco State	L, 62-71
at Cal State Hayward	L, 56-65
at Nevada	L, 75-87
Cal State Hayward	L, 64-66

1961-62 (7-16)

at Houston	L, 47-95
at Centenary (La.)	L, 58-75
Loyola (La.)	L, 63-93
Pacific (Ore.)	W, 75-56
at Pacific	L, 54-89
California Baptist	W, 84-56
at UC Riverside	L, 64-70
at Pasadena College	L, 70-93
at Redlands#	L, 61-72

YEAR-BY-YEAR SCORES

San Diego#	L, 58-60
Cal State Fullerton	L, 56-85
Chico State	W, 61-55 (OT)
Humboldt State	W, 86-42
at Chico State	L, 67-74
at Humboldt State	W, 61-53
at Nevada	W, 73-60
Sacramento State	L, 57-60
San Francisco State	W, 87-76
Cal State Hayward	L, 51-59
at San Francisco State	L, 62-74
at Sacramento State	L, 55-67
Nevada	L, 75-87
at Cal State Hayward	L, 64-66

- Played in Anaheim, Calif.

1960-61 (4-17)

Memphis State	L, 53-118
St. Louis	L, 24-76
Bradley	L, 65-102
12/10 San Jose State	L, 39-63
Saint Mary's	L, 52-71
UC Riverside	W, 86-55
Fresno State	L, 54-88
Pacific	L, 49-69
Sacramento State	L, 68-82
Gonzaga	L, 79-123
Montana State	L, 48-78
Eastern Montana	L, 72-73
Nevada	L, 54-71
San Francisco State	L, 70-76
Chico State	W, 68-53
Humboldt State	L, 63-75
Sacramento State	L, 55-78
Humboldt State	W, 73-59
Chico State	W, 58-54
San Francisco State	L, 69-88
Nevada	L, 57-72

1959-60 (4-22)

at Saint Mary's	L, 38-60
Alumni	W, 65-42
Pacific	L, 37-55
Fresno State	L, 54-78
at Pacific	L, 41-68
Valparaiso (Ind.)	L, 45-89
Washington (Mo.)	L, 48-63
Southern Illinois	L, 37-76
Chico State	L, 68-74
at Sacramento State	W, 45-43
Nevada	L, 49-64
Saint Mary's	L, 49-63
Sacramento State	L, 47-77
Sacramento State	L, 31-60
at Cal State Los Angeles	L, 61-90
UC Santa Barbara	L, 53-66
Chapman	L, 37-69
Long Beach State	L, 52-77
Nevada	L, 58-63
Nevada	L, 47-81
Humboldt State	W, 73-49
at Humboldt State	L, 52-55
Chico State	W, 69-57
at San Francisco State	L, 45-71
San Francisco State	L, 62-64
Chico State	L, 49-61

1958-59 (2-20)

Olympic Club	L, 39-76
Pacific	L, 54-89
Alumni	W, 61-36
Cal	L, 59-80
Cal Poly	L, 68-79

Humboldt State	L, 42-69
Chico State	W, 63-54
Willamette	L, 51-72
Nevada	L, 52-70
Nevada	L, 42-56
Redlands	L, 59-85
Occidental	L, 59-101
Whittier	L, 39-78
UC Santa Barbara	L, 59-94
San Francisco State	L, 56-65
San Francisco State	L, 53-80
Sacramento State	L, 47-70
Chico State	L, 47-62
Chico State	L, 54-67
Humboldt State	L, 50-67
Humboldt State	L, 48-58
Sacramento State	L, 39-61

1957-58 (6-17)

Mare Island	W, 49-42
Cal	L, 36-53
McClellan AFB	W, 44-42
Alumni	W, 78-54
Olympic Club	L, 35-65
Redlands	L, 38-50
Whittier College	L, 32-54
Chico State	W, 58-55
Sacramento State	L, 45-59
Willamette	L, 38-67
Mather Field	W, 54-50
Chico State	L, 33-71
Sacramento State	L, 54-58
Sacramento State	L, 43-57
Nevada	L, 37-64
Nevada	L, 43-66
Occidental	W, 61-59
UC Santa Barbara	L, 43-76
Chico State	L, 47-50
San Francisco State	L, 40-62
San Francisco State	L, 54-68
Humboldt State	L, 44-69
Humboldt State	L, 32-51

1956-57 (5-18)

McClellan AFB	W, 65-58
Olympic Club	L, 53-73
Alumni	W, 75-53
at Saint Mary's	L, 50-68
at Fresno State	L, 66-91
Cal	L, 53-55
at McClellan AFB	W, 51-43
vs. Sacramento State#	L, 51-63
vs. Chico State#	L, 77-86
vs. Humboldt State#	L, 71-74
at San Francisco State	L, 76-77
San Francisco State	L, 53-57
at Chico State	W, 62-41
at Mather Field	L, 54-75
Mather Field	W, 57-41
at Sacramento State	L, 55-70
Saint Mary's	L, 54-76
at Nevada	L, 31-43
Nevada	L, 49-78
Sacramento State	L, 37-43
at Chico State	L, 49-67
at Humboldt State	L, 52-67
Humboldt State	L, 45-65

- Played in Reno, Nev.

1955-56 (3-17)

Saint Mary's	L, 41-72
Saint Mary's	L, 38-74
Alumni	W, 61-45

Fresno State	L, 55-68
Mare Island	L, 62-71
Sacramento State	W, 52-35
Chico State	L, 53-68
Humboldt State	L, 49-66
Humboldt State	L, 43-57
Humboldt State	L, 59-61
Chico State	L, 52-75
Chico State	L, 67-81
Mather Field	W, 64-44
Sacramento State	L, 56-81
San Francisco State	L, 57-60
San Francisco State	L, 51-60
Mather Field	L, 50-62
Sacramento State	L, 61-67
Nevada	L, 57-82
Nevada	L, 55-87

1954-55 (2-16)

Saint Mary's	L, 59-95
Saint Mary's	L, 57-70
Mather Field	L, 40-47
Mather Field	W, 77-58
Pomona College	L, 72-73
Cal State Los Angeles	L, 68-83
Whittier	L, 67-96
Cal	L, 46-56
Chico State	L, 64-78
Chico State	L, 60-75
Sacramento State	L, 52-58
Humboldt State	L, 67-76
Humboldt State	L, 66-69
San Francisco State	L, 57-78
San Francisco State	L, 57-88
Nevada	L, 57-71
Nevada	W, 62-53
Sacramento State	L, 62-63

1953-54 (4-17)

12/2 Tower Bridge Garage	L, 55-58
12/4 at Saint Mary's	L, 55-79
12/5 Mather Air Force	L, 43-53
12/11 Saint Mary's	L, 36-57
12/12 at Pacific	L, 48-65
12/17 Whittier	L, 52-76
1/8 at Cal	L, 50-71
1/9 Alumni	W, 53-24
1/27 Chico State	L, 61-74
1/29 at Nevada	L, 57-76
1/30 at Nevada	L, 50-84
2/3 at Mather Field	L, 43-54
2/6 at Sacramento State	L, 37-49
2/8 Pomona College	W, 72-59
2/12 at San Francisco State	L, 61-80
2/13 San Francisco State	L, 59-69
2/16 Cal	L, 69-79
2/20 Sacramento State	W, 45-44
2/23 at Chico State	L, 59-69
2/26 Humboldt State	W, 73-59
2/27 Humboldt State	L, 50-69

1952-53 (8-16)

Travis AFB	W, 68-62
Mare Island Hospital	W, 78-68
Alumni	W, 61-54
Mare Island Hospital	W, 76-65
Beale AFB	W, 66-54
Mather AFB	L, 54-68
Sacramento State	L, 54-71
Travis AFB	W, 71-57
Humboldt State	L, 59-62
Humboldt State	W, 69-53
Chico State	W, 72-70
Chico State	L, 69-98

Cal	L, 64-70
Beale AFB	L, 51-53
Humboldt State	L, 59-71
Humboldt State	L, 58-72
Southern Oregon	L, 57-60
Southern Oregon	L, 54-72
Sacramento State	L, 39-62
Pacific	L, 53-76
Southern Oregon	L, 57-60
Southern Oregon	L, 64-68
Chico State	L, 67-75
Chico State	L, 55-79

1951-52 (14-10)

Alumni	W, 60-49
Mare Island Hospital	W, 65-41
Stockton Amblers	L, 39-60
Nevada	L, 51-64
Nevada	L, 40-61
Whittier	W, 59-55
Pomona College	L, 54-58
Humboldt State	W, 53-37
Humboldt State	W, 64-44
Chico State	L, 54-74
Chico State	W, 62-41
San Francisco State	L, 60-63
Camp Beale	W, 70-44
Tan-Tan Club	W, 71-57
Southern Oregon	W, 71-54
Southern Oregon	W, 72-64
Humboldt State	L, 64-81
Humboldt State	W, 72-52
Sacramento State	L, 45-76
Southern Oregon	W, 61-59
Southern Oregon	W, 65-52
Sacramento State	L, 46-55
Chico State	W, 56-47
Chico State	L, 69-72

1950-51 (2-22)

12/1 Pacific	L, 39-59
12/2 at Pacific	L, 47-60
12/5 Cal	L, 65-76
12/8 at Cal	L, 40-73
12/15 at Sacramento State	L, 57-63
12/16 at Fresno State	L, 62-69
12/18 at Whittier	L, 59-69
12/19 at Pomona College	L, 38-43
12/22 at Cal Poly	L, 61-74
1/5 at San Francisco State	L, 50-64
1/6 San Francisco State	L, 57-64
1/12 Chico State	L, 47-56
1/13 at Chico State	L, 47-64
1/26 at Nevada	L, 55-66
1/27 Nevada	L, 38-61
2/2 at Southern Oregon	L, 60-72
2/3 at Southern Oregon	L, 58-67
2/9 at Chico State	L, 49-67
2/10 Chico State	L, 54-56
2/16 San Francisco State	L, 55-73
2/17 at San Francisco State	L, 50-67
2/20 Sacramento State	L, 55-56
2/23 Humboldt State	W, 68-61
2/24 Humboldt State	W, 60-33

1949-50 (15-8)

Gem Garage	W, 61-49
La Verne	W, 57-45
Cal	L, 36-44
Sacramento State	W, 57-53
Stockton Amblers	L, 45-53
Whittier	W, 67-61
Chico State	L, 51-54
Chico State	W, 46-41

YEAR-BY-YEAR SCORES

Sacramento State	L, 44-48
San Francisco State	W, 48-32
San Francisco State	W, 61-47
Cal	L, 47-49
Olympic Club	W, 55-49
Spalding Bros.	W, 55-44
Humboldt State	L, 35-43
Humboldt State	W, 52-51
Sacramento State	W, 44-39
San Francisco State	W, 49-39
San Francisco State	W, 66-44
Southern Oregon	W, 51-42
Southern Oregon	W, 64-45
Chico State	L, 58-59
Chico State	L, 44-63

1948-49 (13-12)

Roseville AC	W, 53-30
Fairfield AAB	W, 72-35
Sacramento Jctc	L, 31-60
Sacramento State	(2ot)W, 64-58
Cal	L, 38-59
San Francisco State	L, 57-63
San Francisco State	W, 56-46
Sacramento State	L, 44-45
Chico State	L, 29-43
Chico State	L, 41-45
Cal	L, 47-66
Sacramento State	W, 51-35
Fairfield AAB	W, 65-31
Humboldt State	L, 30-55
Humboldt State	W, 49-36
Southern Oregon	L, 44-63
Southern Oregon	W, 66-52
San Francisco State	W, 62-56
San Francisco State	W, 49-40
Humboldt State	W, 45-37
Humboldt State	W, 50-40
Chico State	L, 30-64
Chico State	L, 47-73
Southern Oregon	W, 65-48
Southern Oregon	L, 54-55

1947-48 (2-18)

Cal Poly	L, 37-57
Cal Poly	L, 37-52
12/13 Cal	L, 42-58
Chico State	L, 50-61
Chico State	L, 49-62
Cal	L, 39-54
Chico State	L, 35-36
Chico State	L, 40-52
Southern Oregon	L, 36-57
Southern Oregon	L, 35-49
San Francisco State	L, 50-56
San Francisco State	L, 58-68
Southern Oregon	L, 54-62
Southern Oregon	L, 45-57
Humboldt State	L, 38-52
Humboldt State	L, 42-52
San Francisco State	L, 47-59
San Francisco State	W, 61-59
Humboldt State	(2ot)L, 52-54
Humboldt State	W, 52-46

1946-47 (7-15)

Sac. Coca Cola	W, 50-26
Fairfield AAB	W, 45-40
Saint Mary's	L, 34-45
Spalding Bros.	W, 37-34
Pacific	L, 38-39
UC Santa Barbara	L, 37-46
UC Santa Barbara	L, 35-52
Fairfield AAB	L, 42-43

Alameda NAB	W, 54-46
Nevada	L, 38-47
Nevada	L, 22-38
Chico State	W, 44-42
San Francisco State	L, 51-60
San Francisco State	L, 46-66
Chico State	L, 55-62
Fresno State	L, 33-45
Fresno State	W, 48-44
Chico State	L, 48-54
Humboldt State	W, 50-49
Humboldt State	L, 49-77
Chico State	L, 48-64
Pacific	L, 47-66

1945-46 (2-13)

Fairfield-Suisun AB	L, 36-41
Spalding Bros.	L, 28-40
Fresno State	L, 31-38
Fresno State	L, 35-40
Pacific	L, 36-38
San Francisco State	L, 34-48
Chico State	W, 53-45
Cal	L, 39-47
San Francisco State	W, 53-48
Camp Beale	L, 36-46
Chico State	L, 50-65
Pacific	L, 41-43
Camp Beale	L, 30-62
Nevada	L, 18-67
Nevada	L, 30-58

1942-43 (2-6)

Cal	L, 20-50
Mather Field	L, 28-37
UC Coast Guard	L, 32-46
Mare Island Apprentices	W, 39-24
Cal	L, 32-43
Camp Kohler	W, 42-39
Nevada	L, 40-48
Nevada	L, 32-49

1941-42 (3-16)

Spalding Bros.	L, 20-34
Napa Rough Riders	L, 23-28
San Francisco State	L, 40-46
San Francisco State	L, 35-50
San Francisco	L, 35-50
Fresno State	L, 19-29
Fresno State	L, 33-44
San Francisco	L, 27-39
Nevada	W, 54-42
Nevada	W, 37-35
2/3 Cal	L, 23-58
Pacific	L, 37-47
Pacific	L, 26-40
Saint Mary's	L, 32-43
Saint Mary's	L, 31-49
Chico State	W, 33-30
Chico State	L, 34-49
Humboldt State	L, 28-49
Humboldt State	L, 32-43

1940-41 (6-18)

Spalding Bros.	W, 41-34
Alumni	W, 30-22
Auburn PSEZ	W, 26-19
Spalding Bros.	W, 34-29
Sac Sporting Goods	W, 30-28
San Francisco State	L, 31-44
San Francisco State	L, 32-40
Nevada	L, 43-49
Nevada	W, 37-35
Pacific	L, 23-44
Chico State	L, 29-44

Chico State	L, 24-48
Olympic Club	L, 41-67
2/4 Cal	L, 30-41
Fresno State	L, 29-44
Fresno State	L, 38-45
Pacific	L, 31-48
Pacific	L, 27-38
Chico State	L, 37-55
Chico State	L, 47-52
Pacific	L, 28-32
Humboldt State	L, 28-54
Humboldt State	L, 29-51

1939-40 (14-7)

Cal West. St. Life	W, 47-33
Spalding Bros.	W, 28-24
Spalding Bros.	W, 48-37
San Francisco	W, 45-30
UCLA	L, 32-34
Loyola (LA)	L, 37-42
Whittier	L, 34-36
UC Santa Barbara	W, 45-38
UC Santa Barbara	L, 36-46
Cal	L, 29-61
Chico State	W, 35-33
Chico State	W, 37-25
San Francisco State	L, 35-53
San Francisco State	L, 54-70
Fresno State	W, 40-31
Fresno State	W, 39-33
Pacific	W, 41-27
Pacific	W, 49-40
Nevada	W, 49-37
Nevada	W, 48-35

1938-39 (18-8)

Spalding Bros.	W, 24-22
Golden St. Creamery	W, 35-25
12/2 Santa Clara	L, 40-49
Placer JC	W, 35-29
Placer JC	L, 46-49
Santa Rosa JC	W, 41-28
Whittier	L, 23-25
Saint Mary's	L, 31-37
Koss Service Station	W, 52-38
Saint Mary's	L, 40-57
Modesto JC	L, 24-31
Santa Rosa JC	W, 46-44
Cal	L, 35-52
Sacramento City	W, 47-41
Sacramento City	W, 51-30
Chico State	W, 46-22
Chico State	W, 54-42
San Francisco State	W, 44-43
San Francisco State	W, 54-40
Fresno State	W, 55-36
Fresno State	W, 51-33
Stanford	L, 26-30
Pacific	W, 45-24
Pacific	W, 36-28
Nevada	W, 55-40
Nevada	W, 47-39

1937-38 (6-15)

Sacramento YMI	W, 23-15
Stockton YMI	L, 30-35
Santa Clara	L, 22-30
Spalding Bros.	W, 20-17
Santa Rosa JC	L, 27-38
Cardinal Stores	W, 30-21
Placer JC	W, 30-27
Modesto JC	L, 27-36
Cal	L, 30-57
Sacramento City	L, 32-35

Sacramento City	L, 29-30
Chico State	L, 37-45
Chico State	L, 38-42
San Francisco State	L, 43-47
San Francisco State	L, 36-38
Fresno State	W, 48-35
Fresno State	W, 40-32
Pacific	L, 39-46
Pacific	L, 20-27
Nevada	L, 41-42
Nevada	L, 43-46

1936-37 (6-15)

Stanford	L, 16-42
Golden St. Creamery	W, 41-32
12/8 Santa Clara	L, 26-55
Sacramento City	W, 40-29
Sacramento City	L, 42-46
Brigham Young	L, 28-38
Brigham Young	L, 32-33
Spalding Bros.	L, 33-35
Cal	L, 27-52
City of Oakland	L, 39-47
Stockton Amblers	W, 37-33
Chico State	L, 22-38
Chico State	L, 35-39
San Francisco State	L, 35-43
San Francisco State	L, 39-40
Fresno State	W, 50-49
Fresno State	L, 40-43
Pacific	W, 26-22
Pacific	L, 29-31
Nevada	L, 28-33
Nevada	W, 41-38

1935-36 (3-18)

Stockton YMCA	L, 25-43
Spalding Bros.	L, 37-47
Negro Hosts	L, 12-25
NSGW Stockton	L, 24-37
Stockton YMCA	L, 18-39
Sacramento City	L, 31-33
Sacramento YMCA	L, 29-32
Cal	L, 22-47
San Francisco State	L, 25-35
San Francisco State	L, 25-35
Chico State	L, 33-40
Olson's Swedes	L, 24-43
No. Life Insurance	L, 24-27
Golden St. Creamery	L, 28-40
Fresno State	W, 37-35
Fresno State	L, 32-34
Pacific	L, 40-52
Pacific	L, 29-34
Nevada	L, 28-34
Nevada	W, 36-35
Chico State	W, 39-28

1934-35 (8-12)

Alumni	W, 35-4
Wnd Friendship Club	W, 44-26
Turner Hardware	L, 23-38
San Francisco	L, 26-42
Sacramento State	W, 34-23
Sacramento State	W, 42-32
Cal	L, 18-45
San Francisco State	W, 38-33
San Francisco State	L, 32-37
Olson's Swedes	L, 39-47
Chico State	L, 21-33
Chico State	L, 23-34
Fresno State	L, 33-43
Fresno State	L, 34-37
Pacific	L, 27-41

YEAR-BY-YEAR SCORES

Pacific L, 37-41
 Nevada W, 60-28
 Nevada W, 40-34
 San Jose State W, 52-44
 San Jose State L, 32-50

1933-34 (5-11)

Marcus Auto Supply W, 40-32
 San Francisco State L, 28-30
 Olson's Swedes L, 19-24
 Turner Hardware W, 37-36
 San Jose State L, 30-35
 San Jose State L, 29-35
 Chico State L, 34-36
 Chico State W, 35-33
 Sacramento City L, 25-49
 Cal L, 15-51
 Golden St. Creamery W, 37-17
 Pacific L, 22-36
 Pacific L, 22-36
 St. Joseph's Sodality L, 14-47
 Nevada L, 25-26
 Nevada W, 24-23

1932-33 (13-9)

Auburn Cubs L, 37-41
 Yuba City W, 43-32
 Phi Delts of Stockton L, 21-27
 Lincoln Zebras W, 35-27
 Williams Town W, 44-26
 Sacramento City W, 45-25
 Hottentots W, 35-28
 Yuba City L, 28-30
 Olson's Swedes L, 26-55
 Cal L, 9-45
 Celtic AC W, 45-41
 San Francisco State W, 39-27
 Chico State W, 31-24
 Chico State W, 34-21
 San Jose State W, 56-37
 San Jose State W, 33-28
 Fresno State L, 33-37
 Fresno State W, 32-28
 Pacific L, 16-44
 Pacific L, 26-30
 Nevada (3ot)W, 45-37
 Nevada L, 26-28

1931-32 (8-10)

Yuba City W, 35-25
 Olson's Swedes L, 26-32
 Turner Club W, 25-12
 Cal L, 28-41
 Auburn Cubs W, 27-21
 YMI Sacramento L, 23-27
 Sacramento City W, 26-22
 Chico State L, 28-37
 Chico State W, 23-21
 San Jose State W, 41-30
 San Jose State L, 28-50
 Yuba City L, 13-51
 Fresno State W, 45-34
 Fresno State W, 37-30
 Pacific L, 15-26
 Pacific L, 25-26
 Nevada L, 34-40
 Nevada L, 29-35

1930-31 (9-5)

Lodi AC W, 35-25
 DePue Warehouse W, 39-32
 Fresno State L, 27-32
 Fresno State L, 16-31

Vacaville AC W, 70-22
 Nevada W, 30-24
 Nevada W, 35-34
 Pacific W, 26-24
 Pacific W, 40-24
 Lodi AC W, 44-40
 San Jose State L, 27-44
 San Jose State L, 37-47
 Chico State W, 37-35
 Chico State L, 27-38

1929-30 (9-12)

Sacramento City W, 43-41
 Kimball-Upson Co. W, 51-33
 Vacaville AC W, 50-26
 Celtic AC W, 54-30
 Vacaville AC W, 50-31
 Nevada L, 25-35
 Nevada L, 18-22
 Silva's Garage W, 62-47
 Pacific L, 22-23
 Pacific L, 24-42
 Williams AC W, 39-37
 San Jose State L, 30-39
 San Jose State L, 27-45
 Fresno State W, 29-27
 Fresno State L, 32-36
 Celtic AC L, 30-31
 Knights Landing AC L, 33-42
 Chico State L, 27-45
 Chico State L, 24-56
 Knights Landing AC W, 41-35
 Lincoln Zebras L, 30-41

1928-29 (1-13)

Chico State L, 14-38
 Chico State L, N/A
 Fresno State L, 22-39
 Fresno State L, 16-47
 Dixon Firemen L, 34-40
 Roseville Am. Leg. L, 32-35
 Knights Landing AC L, 20-21
 St. Ignatius L, 11-67
 St. Ignatius L, 29-72
 Pacific L, 24-36
 Pacific L, 17-28
 Celtic Club W, 39-27
 Nevada L, 18-32
 Nevada L, 17-36

1927-28 (1-12)

Vacaville AC W, 29-11
 Sacramento AC L, 19-21
 Chico State L, 17-28
 Chico State L, 23-29
 Cal L, 26-46
 Nevada L, 25-43
 Nevada L, 18-34
 Fresno State L, 19-43
 Fresno State L, 24-29
 St. Ignatius L, 25-40
 St. Ignatius L, 16-55
 Pacific L, 14-36
 Pacific L, 17-43

1926-27 (2-8)

Chico State L, 30-34
 Chico State W, 22-16
 Cal L, 21-32
 Fresno State L, N/A
 Fresno State L, N/A
 St. Ignatius L, 12-25
 St. Ignatius L, 15-45
 UC Santa Barbara W, 26-19

Yuba-Sutter Am. Leg. L, 17-36
 Auburn Bears L, 17-37

1925-26 (1-13)

Chico State L, 14-17
 Chico State W, 24-4
 Cal L, 13-33
 Nevada L, 15-28
 Nevada L, 22-38
 Saint Mary's L, 18-25
 Saint Mary's L, 17-23
 Fresno State L, 13-37
 Fresno State L, N/A
 Santa Clara L, 19-21
 Santa Clara L, 13-27
 St. Ignatius L, 15-36
 Pacific L, 13-17
 Pacific L, 18-37

1924-25 (4-8)

Sacramento City W, 54-9
 Cal L, 10-26
 Fresno State W, 28-19
 Fresno State L, 19-28
 Stanford L, 7-31
 St. Ignatius L, 13-22
 Saint Mary's L, 18-33
 Saint Mary's W, 23-20
 Nevada L, 18-31
 Nevada L, 9-33
 Pacific L, 18-20
 Pacific W, 17-14

1923-24 (11-5)

Stockton Amblers L, 31-41
 Pacific W, 19-10
 Pacific L, 19-21
 St. Ignatius L, 18-31
 Saint Mary's L, 19-29
 Woodland Legion W, 21-9
 Woodland Legion W, 26-21
 Sacramento City W, 22-8
 Sacramento City W, 27-9
 Saint Mary's W, 29-15
 Nevada W, 15-14
 Nevada L, 23-24
 Modesto JC W, 18-17
 Fresno State W, 24-23
 Fresno State W, 25-24
 St. Ignatius W, 22-12

1922-23 (10-3)

Chico State W, 23-11
 San Jose State W, 20-8
 San Jose State W, 24-14
 Hawaii All-Stars W, 23-22
 Fresno State L, 15-42
 Fresno State W, 30-17
 Fresno State W, 26-12
 Pacific L, 9-19
 Vacaville All-Stars W, 47-17
 Vacaville All-Stars W, 32-21
 Nevada W, 26-15
 Nevada L, 13-21
 Grass Valley Golds W, 31-30

1921-22 (2-5)

American Legion L, N/A
 Kimball-Upson L, 24-47
 Nevada L, 24-28
 Nevada L, 22-32
 Fresno State W, 37-28
 Pacific L, 18-21
 Nevada W, 28-25

1920-21 (0-1)

Pacific L, forfeit

1919-20 (5-6)

Cal L, 22-42
 Sacramento YMCA L, N/A
 Stanford L, 21-38
 St. Ignatius L, 28-39
 Pacific W, 22-18
 Santa Clara L, 15-17
 Nevada L, 17-35
 Lodi HS W, 33-20
 Lodi Outlaws W, 25-16
 Roseville W, 23-17
 Roseville W, 39-21

1918-19 (0-1)

Cal L, 6-51

1917-18 (3-7)

Carlton Club W, 36-15
 Congregationalists L, 23-47
 Saint Mary's L, 20-30
 Esparto Outlaws W, 42-14
 Stanford L, 9-18
 Cal L, 7-32
 Nevada L, 15-36
 St. Ignatius L, 19-39
 Roseville W, 36-22
 Pacific L, 22-34

1916-17 (2-7)

Acorn Club L, N/A
 Red Bluff AA L, 24-36
 Auburn W, 35-25
 Carlton Club W, 29-13
 Nevada L, 14-62
 Cal JV L, 28-33
 Saint Mary's L, 15-50
 Pacific L, 17-21
 Stanford L, 22-36

1915-16 (3-6)

Sacramento YMCA W, 48-24
 Red Bluff AA L, 21-29
 Stockton YMCA W, 36-28
 Nevada L, 24-27
 Saint Mary's L, 24-44
 Winters L, 24-35
 Stockton YMCA L, 24-25
 Reno YMCA W, 23-21
 Winters L, 24-25

1914-15 (3-9)

Sacramento AC L, 21-29
 Stockton HS W, 21-18
 Stockton AC L, 13-36
 Stanford L, 16-23
 Stanford L, 31-36
 Cal JV L, 29-53
 Red Bluff AA L, 24-28
 Reno YMCA W, 31-24
 Nevada L, 25-46
 Stockton HS W, 35-13
 Winters HS L, 22-39
 Cal L, 20-37

1913-14 (7-5)

Acorn Club W, 25-21
 Reno YMCA W, 24-20
 Willow Co. W, 28-8
 Stockton YMCA L, 13-19

YEAR-BY-YEAR SCORES

Stockton YMCA	L, 16-19
Woodland HS	L, 23-32
Woodland HS	W, 41-22
Sacramento AC	W, 48-6
Dixon HS	W, 21-19
Sacramento HS	L, 19-20
Reno YMCA	W, 32-31
Etna HS	L, 30-35

1912-13 (7-1)

College City	W, 29-7
Acorn Club	W, 49-24
Lincoln HS	W, 60-11
Acorn Club	W, 47-26
Reno HS	W, 69-18
Colusa	W, 45-32
Sacramento HS	L, 36-38
Colusa	W, 60-26

1911-12 (7-4)

Sacramento YMCA	L, 18-26
Sacramento AC	W, 38-30
College City	W, 61-18
Vacaville HS	W, 47-16
Dixon HS	W, 29-16
Dixon Red Men	W, 53-7
Woodland HS	L, 12-39
Gridley All-Stars	L, 28-30
Company F- Woodland	W, 21-19
Sacramento HS	L, 23-36
Gridley All-Stars	W, 28-24

1910-11 (2-4)

Dixon HS	W, 25-7
Woodland HS	L, 19-30
Sacramento HS	L, 13-41
Sacramento AC	L, 13-36
Winters HS	W, 62-10
Sacramento AC	L, 38-42

POSTSEASON HISTORY

NCAA

2017	NCAA Tournament First Round (Midwest Region).....	Lost vs. Kansas, 62-100
	NCAA Tournament First Four.....	Won vs. N.C. Central, 67-63

CONFERENCE

2024	Big West Conference Final.....	Lost vs. Long Beach State, 70-74
	Big West Conference Semifinal.....	Win vs. Hawai'i, 68-65
2023	Big West Conference Quarterfinal.....	Lost vs. UC Riverside, 52-68
2022	Big West Conference Quarterfinal.....	Lost vs. Cal State Fullerton, 55-73
	Big West Conference First Round.....	Win vs. Cal Poly, 63-53
2021	Big West Conference Semifinal.....	Lost vs. UC Santa Barbara, 55-71
	Big West Conference Quarterfinal.....	Won vs. CSU Bakersfield, 58-56
2020	Big West Conference Quarterfinal.....	vs. Hawai'i (Tournament Cancelled due to COVID-19 Pandemic)
2019	Big West Conference Quarterfinal.....	Lost vs. Cal State Fullerton, 71-75 (OT)
2018	Big West Conference Semifinal.....	Lost vs. Cal State Fullerton, 52-55
	Big West Conference Quarterfinal.....	Won vs. UC Riverside, 70-66
2017	Big West Conference Final.....	Won vs. UC Irvine, 50-47
	Big West Conference Semifinal.....	Won (ot) vs. Cal State Fullerton, 66-64
	Big West Conference Quarterfinal.....	Won vs. Cal Poly, 66-55
2016	Big West Conference Quarterfinal.....	Lost vs. UC Santa Barbara, 61-87
2015	Big West Conference Quarterfinal.....	Won vs. CSUN, 71-67
	Big West Conference Semifinal.....	Lost vs. Hawai'i, 58-65
2013	Big West Conference Quarterfinal.....	Lost vs. Cal Poly, 41-64
2012	Big West Conference Quarterfinal.....	Lost vs. Long Beach State, 46-80
2010	Big West Conference Semifinal.....	Lost vs. UC Santa Barbara, 62-76
	Big West Conference Quarterfinal.....	Won vs. Cal State Fullerton, 68-65 (ot)
2009	Big West Conference Quarterfinal.....	Lost vs. Pacific, 60-67
	Big West Conference First Round.....	Won vs. UC Irvine, 69-68
1998	NCAC Shaughnessy Final.....	Won vs. Sonoma State, 59-57
	NCAC Shaughnessy First Round.....	Won vs. Stanislaus State, 62-52
1997	NCAC Shaughnessy Final.....	Won vs. Cal State Hayward, 94-60
	NCAC Shaughnessy First Round.....	Won vs. Sonoma State, 62-61
1996	NCAC Shaughnessy Final.....	Won vs. Sonoma State, 75-67
	NCAC Shaughnessy First Round.....	Won vs. Chico State, 94-79
1995	NCAC Shaughnessy Final.....	Won vs. Chico State, 102-65
	NCAC Shaughnessy Semifinal.....	Lost vs. Chico State, 79-86
	NCAC Shaughnessy First Round.....	Won vs. San Francisco State, 58-49
1993	NCAC Shaughnessy First Round.....	Lost at Stanislaus State, 71-85
1992	NCAC Shaughnessy Final.....	Lost at Chico State, 75-77
	NCAC Shaughnessy Semifinal.....	Won at Chico State, 71-57
	NCAC Shaughnessy First Round.....	Won vs. Stanislaus State, 93-74
1991	NCAC Shaughnessy First Round.....	Lost to San Francisco State, 76-80
1989	NCAC Shaughnessy Final.....	Lost at Sonoma State., 79-83
	NCAC Shaughnessy First Round.....	Won vs. Cal State Hayward, 60-59 (ot)
1988	NCAC Shaughnessy Final.....	Lost at Cal State Hayward, 68-75
	NCAC Shaughnessy First Round.....	Won at San Francisco State, 62-60
1987	NCAC Shaughnessy First Round.....	Lost to Humboldt State, 52-58
1986	NCAC Shaughnessy Final.....	Lost at Cal State Hayward, 65-71
	NCAC Shaughnessy First Round.....	Won at San Francisco State, 75-68
1985	NCAC Shaughnessy First Round.....	Lost at Cal State Hayward, 62-69
1983	NCAC Shaughnessy First Round.....	Lost at San Francisco State, 68-83
1982	NCAC Shaughnessy First Round.....	Lost at San Francisco State, 63-70

The Far Western Conference (1924-82) and California Collegiate Athletic Association (1999-2004) did not have conference tournaments.

NATIONAL INVITATION TOURNAMENT

2018	NIT First Round (Salt Lake City, Utah).....	Lost at Utah, 59-69
2015	NIT First Round (Stanford, Calif.).....	Lost at Stanford, 64-77

NCAA DIVISION II

2000	NCAA West Regional Final (Seattle, Wash.).....	Lost vs. Seattle Pacific, 68-61
------	--	---------------------------------

	NCAA West Regional Semifinal.....	Won vs. BYU Hawaii, 60-53
1999	NCAA West Regional Semifinal (Bellingham, Wash.)	Lost vs. Seattle Pacific, 68-73
1998	NCAA Elite Eight Final (Louisville, Ky.)	Won vs. Kentucky Wesleyan, 83-77
	NCAA Elite Eight Semifinal	Won vs. State Rose (N.Y.), 88-76
	NCAA Elite Eight Quarterfinal	Won vs. West Texas A&M, 63-55
	NCAA West Regional Final (Davis).....	Won vs. Seattle Pacific, 80-52
	NCAA West Regional Semifinal.....	Won vs. Cal State Los Angeles, 53-51
1997	NCAA West Regional First Round (Bakersfield)	Lost to Grand Canyon, 78-66
1996	NCAA West Regional Semifinal (Bakersfield)	Lost to Seattle Pacific, 65-79
	NCAA West Regional First round.....	Won vs. Montana State-Billings, 89-80
1995	NCAA West Regional Consolation (Riverside).....	Lost to Cal State Los Angeles, 74-78
	NCAA West Regional Semifinal.....	Lost to UC Riverside, 66-84
	NCAA West Regional First round (Davis).....	Won vs. Grand Canyon, 92-88 (ot)
1978	NCAA West Regional Consolation	Lost at Puget Sound, 73-96
	NCAA West Regional First round.....	Lost at Cal State Northridge, 73-79
1976	NCAA West Regional Consolation	Lost to Cal Poly Pomona, 82-84 (ot)
	NCAA West Regional First round.....	Lost to Cal State Bakersfield, 65-87
1975	NCAA West Regional Consolation	Won at UC Irvine, 84-70
	NCAA West Regional First round.....	Lost to UC Riverside, 77-78
1969	NCAA West Regional Consolation	Lost to UC Riverside, 70-84
	NCAA West Regional First round.....	Lost to UNLV, 81-84
1968	NCAA West Regional Consolation	Lost to San Diego State, 72-79
	NCAA West Regional First round.....	Lost to UNLV, 91-96
1967	NCAA West Regional Consolation	Def. Portland State, 81-61
	NCAA West Regional First round.....	Lost to Nevada Southern (UNLV), 83-100

100-POINT GAMES

12/13/22	HOLY NAMES	W, 107-55	1958-59	Occidental	L, 59-101
11/25/20	vs. Nicholls State	L, 101-93			
2/15/20	CSUN	W, 110-98		1 - CBE Classic (Durham, N.C.)	
1/3/20	HOLY NAMES	W, 101-41		2 - Capitol City Classic (Sacramento, Calif.)	
11/7/19	WILLIAM JESSUP	W, 109-63		3 - Cal Aggie Tournament (Davis, Calif.)	
2/3/18	at Long Beach State	W, 105-104 (2OT)		4 - NCAA Regional (San Diego)	
3/17/17	vs. Kansas ⁵	L, 62-100		5 - NCAA Midwest Regional (Tulsa, Okla.)	
11/8/13	at Portland	L, 83-100			
1/29/11	UC IRVINE	W, 108-107 (OT)			
2/14/09	CAL STATE FULLERTON	L, 95-106			
2/24/07	at Long Beach State	L, 77-102			
11/25/06	at Sacramento State	L, 77-100			
11/12/06	vs. Georgia Southern ¹	L, 73-116			
1/25/03	at UC San Diego	W, 105-100 (2OT)			
1/23/02	CHICO STATE	L, 87-103			
1/23/99	CHICO STATE	W, 102-71			
1/18/97	PATTEN	W, 103-74			
3/3/95	CHICO STATE	W, 102-65			
12/19/94	UC SANTA CRUZ	W, 100-34			
12/2/93	PATTEN	W, 109-60			
12/22/90	CAL POLY	W, 105-92			
11/24/90	at Utah	L, 72-106			
11/21/90	DOMINICAN	W, 108-64			
11/20/90	UC SANTA CRUZ	W, 102-58			
2/9/90	at Chico State	L, 83-101			
12/19/89	at Nevada	L, 63-109			
12/15/89	vs. Sacramento State ²	L, 79-103			
1988-89	UC SANTA CRUZ	W, 104-58			
1988-89	SACRAMENTO STATE	L, 86-104			
1988-89	at UC Riverside	L, 76-100			
1988-89	at CSUN	L, 55-103			
1987-88	at Pacific	L, 86-100			
1986-87	at Sonoma State	L, 88-101			
1983-84	NORTHWEST (Wash.)	123-70			
1982-83	at Cal	L, 62-106			
1982-83	at Idaho State	L, 72-102			
1981-82	at Cal State Stanislaus	L, 82-108			
1981-82	at Santa Clara	L, 81-107			
1980-81	at Sonoma State	W, 107-77			
1978-79	NEVADA	L, 85-117			
1977-78	at Cal State Stanislaus	W, 106-83			
1976-77	San Francisco	L, 71-120			
1975-76	at Fresno State	L, 80-108			
1974-75	Humboldt State	W, 114-58			
1974-75	Cal State Stanislaus	W, 101-57			
1974-75	at Nevada	L, 64-104			
1973-74	Memphis State	L, 61-105			
1971-72	Cal State Stanislaus	W, 103-80			
1971-72	at Cal	L, 67-100			
1971-72	Sonoma State	W, 107-71			
1970-71	Sonoma State	W, 115-74			
2/27/70	Fresno Pacific	W, 100-76			
2/21/70	Sonoma State	W, 105-72			
1969-70	Tahoe College	W, 100-85			
3/1/68	Nevada	W, 122-71			
12/27/67	UC SAN DIEGO ³	W, 100-61			
12/22/67	Colorado College	W, 116-47			
3/10/67	vs. Nevada Southern ⁴	L, 83-100			
12/6/66	at Colorado State	L, 111-71			
12/5/66	at Regis College	W, 109-93			
1960-61	Gonzaga	L, 79-123			
1960-61	Bradley	L, 65-102			
1960-61	Memphis State	L, 53-118			

NOTE: Home games in ALL CAPS

OVERTIME GAMES

1/13/24	CAL STATE BAKERSFIELD	W, 78-71	12/20/94	CAL STATE LOS ANGELES	W, 80-77 (30T)
1/6/24	at UC Irvine	L, 74-71	12/17/94	SEATTLE PACIFIC	L, 83-85 (20T)
3/4/23	LONG BEACH STATE	W, 93-92 (20T)	1976-77	Cal State East Bay	L, 80-81
11/28/22	vs. Boston University	W, 81-70	1975-76	Cal Poly Pomona ³	L, 82-84
3/24/22	UC SANTA BARBARA	L, 76-69	1975-76	San Francisco State	W, 74-68
3/27/21	at Cal Poly	W, 68-66	1975-76	Luther	W, 81-71
3/13/21	LONG BEACH STATE	W, 78-76	1972-73	Puget Sound	W, 71-66
1/30/21	UC SANTA BARBARA	L, 89-86	1972-73	Chico State	L, 84-86
11/17/19	vs. VMI	L, 84-89	1970-71	at Chico State	W, 63-56
3/14/19	vs. Cal State Fullerton ⁴	L, 71-75	1968-69	San Francisco State	L, 60-66
2/23/19	at CSUN	L, 76-81	1968-69	Sonoma State	W, 74-67
1/10/19	at UC Irvine	L, 69-71	1968-69	at San Francisco State	W, 62-60
11/17/18	vs. Texas A&M - Corpus Christi ⁶	W, 57-54	2/10/68	San Francisco State	W, 99-91 (20T)
3/3/18	at UC Irvine	W, 90-84 (20T)	2/12/65	Cal State East Bay	W, 60-59
2/15/18	at Cal Poly	W, 92-84 (30T)	2/2/65	Chico State	L, 64-66
2/3/18	at Long Beach State	W, 105-104 (20T)	12/30/64	San Francisco State	W, 66-64
12/23/17	Radford ⁵	L, 62-72 (0T)	1962-63	at Chico State	L, 56-57
3/10/17	vs. Cal State Fullerton ⁴	W, 66-64	1961-62	Chico State	W, 61-55
2/25/17	LONG BEACH STATE	W, 75-71	1948-49	Sacramento State	W, 64-58 (20T)
2/16/17	at Long Beach State	L, 69-78	1947-48	Humboldt State	L, 52-54 (20T)
3/5/16	at CSUN	W, 87-83 (30T)	1932-33	Nevada	W, 45-37 (30T)
12/28/15	at Seattle	L, 80-75			
11/13/15	NORTH DAKOTA STATE	79-71			
1/31/15	CAL POLY	W, 81-78			
1/10/15	LONG BEACH STATE	W, 73-67			
11/26/14	UTAH STATE	W, 77-70			
2/6/14	CSUN	W, 90-86			
12/18/13	at San José State	L, 85-89 (30T)			
12/7/13	NEVADA	L, 81-87			
11/23/13	Loyola Chicago ¹	W, 64-61			
12/29/12	at UC Irvine	58-69			
2/24/11	at UC Irvine	87-96 (20T)			
2/5/11	at UC Santa Barbara	L, 86-93			
1/29/11	UC IRVINE	W, 108-107			
3/6/10	at Cal State Fullerton	W, 92-86			
1/18/07	CSUN	W, 93-88 (20T)			
3/4/06	at UC Riverside	L, 87-94			
2/25/06	LONG BEACH STATE	L, 92-96			
1/28/06	CAL STATE FULLERTON	92-94 (30T)			
12/18/05	vs. Southeastern Louisiana	W, 69-64 (30T)			
2/21/05	at Long Beach State	L, 73-77			
1/22/05	LONG BEACH STATE	W, 78-74			
12/20/04	DARTMOUTH	W, 98-87			
12/1/04	at Sacramento State	W, 72-63			
1/3/04	at Cal Poly Pomona	L, 67-69			
2/7/03	SAN FRANCISCO STATE	W, 68-66			
1/31/03	CAL STATE DOMINGUEZ HILLS	L, 92-98 (20T)			
1/25/03	at UC San Diego	W, 105-100 (20T)			
1/3/03	at Sonoma State	W, 91-84			
12/16/01	at Sonoma State	L, 70-73			
2/10/01	CAL STATE LOS ANGELES	W, 67-65			
2/2/01	at Grand Canyon	W, 87-78			
1/27/01	CHICO STATE	W, 90-82			
2/19/00	CAL STATE BAKERSFIELD	L, 65-71			
2/18/00	CAL STATE STANISLAUS	W, 73-67			
2/20/99	at Cal State Bakersfield	L, 83-86 (20T)			
2/5/99	CAL STATE LOS ANGELES	L, 65-67			
12/19/98	at Cal Poly Pomona	L, 78-80			
11/22/97	at Cal State Los Angeles	L, 61-62			
2/3/96	at San Francisco State	W, 61-59			
3/7/95	GRAND CANYON ²	W, 92-88			
2/23/95	NOTRE DAME DE NAMUR	W, 98-95 (20T)			
2/17/95	CHICO STATE	W, 85-78			

NOTE: Home games in ALL CAPS

- 1 - Portland State Tournament (Portland)
- 2 - NCAA West Regional (Riverside, Calif.)
- 3 - NCAA Division II Regional (Tacoma, Wash.)
- 4 - Big West Conference Tournament (Anaheim, Calif.)
- 5 - Continental Tire Las Vegas Classic (Various Locations)
- 6 - Hardwood Classic (Various Locations)

INDIVIDUAL DIVISION I POSTSEASON RECORDS

SCORING

GAME

1.	Corey Hawkins at Stanford, 3/17/15 (NIT).....	34
2.	TY Johnson vs. Long Beach State (BWC).....	30
3.	TJ Shorts II vs. Cal State Fullerton, 3/14/19 (BWC).....	28 (OT)
4.	Elijah Pepper vs. Hawai'i, 3/15/24 (BWC).....	25
5.	Brynton Lemar vs. Cal State Fullerton, 3/10/17 (BWC).....	23
6.	Elijah Pepper vs. UC Riverside, 3/9/23 (BWC).....	23
t6.	Corey Hawkins vs. Hawai'i, 3/13/15 (BWC).....	22
8.	Elijah Pepper vs. Long Beach State, 3/16/24 (BWC).....	21
t8.	Josh Ritchart vs. CSUN, 3/12/15 (BWC).....	21
10.	Joe Harden vs. UC Santa Barbara, 3/12/10 (BWC).....	20
t10.	Joe Harden vs. Cal State Fullerton, 3/11/10 (BWC).....	20
t10.	Brynton Lemar vs. UC Irvine, 3/11/17 (BWC).....	20
t10.	Chima Moneke vs. Kansas, 3/17/17 (NCAA).....	20

OPPONENT

1.	Khalil Ahmad - Cal State Fullerton, 3/14/19 (BWC).....	32 (OT)
2.	Lassina Traore - Long Beach State, 3/16/24 (BWC).....	25
t2.	Marcus Tsohonis - Long Beach State 3/16/24 (BWC).....	25

REBOUNDING

GAME

1.	Chima Moneke vs. Cal Poly, 3/9/17 (BWC).....	18
2.	Chima Moneke vs. Cal State Fullerton, 3/10/17 (BWC).....	14
3.	Chima Moneke vs. N.C. Central, 3/15/17 (NCAA).....	12
4.	Elijah Pepper vs. Long Beach State, 3/16/24 (BWC).....	9
t4.	Elijah Pepper vs. Cal State Fullerton, 3/10/22 (BWC).....	9
t4.	Elijah Pepper vs. Cal Poly, 3/8/22 (BWC).....	9
t4.	Joe Harden vs. Cal State Fullerton, 3/11/10 (BWC).....	9
t4.	Larence White vs. Cal Poly, 3/9/17 (BWC).....	9
t4.	Siler Schneider vs. Cal State Fullerton, 3/10/17 (BWC).....	9
t4.	Chima Moneke vs. Kansas, 3/17/17 (NCAA).....	9
t4.	J.T. Adenrele vs. N.C. Central, 3/15/17 (NCAA).....	9

OPPONENT

1.	E.J. Anosike - Cal State Fullerton, 3/10/22 (BWC).....	20
2.	2x, last by Kyle Benton - N.C. Central, 3/15/17 (NCAA).....	12

ASSISTS

GAME

1.	TJ Shorts II vs. Cal State Fullerton, 3/14/19 (BWC).....	8 (OT)
2.	TJ Shorts II vs. UC Riverside, 3/08/18 (BWC).....	7
3.	Ezra Manjon vs. Cal State Fullerton, 3/10/22 (BWC).....	6
t3.	Mark Payne vs. Pacific, 3/12/09 (BWC).....	6
t3.	Mark Payne vs. UC Irvine, 3/11/09 (BWC).....	6
t5.	Darius Graham vs. Cal Poly, 3/9/17 (BWC).....	5
t5.	Siler Schneider vs. Cal Poly, 3/9/17 (BWC).....	5
t5.	TJ Shorts II vs. Utah, 3/17/18 (NIT).....	5

OPPONENT

1.	Frank Mason III - Kansas, 3/17/17 (NCAA).....	8
----	---	---

STEALS

GAME

t1.	TY Johnson vs. Hawai'i, 3/15/24 (BWC).....	3
t1.	Corey Hawkins vs. CSUN, 3/12/15 (BWC).....	3
t1.	Brynton Lemar vs. Kansas, 3/17/17 (NCAA).....	3
t1.	Lawrence White vs. UC Irvine, 3/11/17 (BWC).....	3
t1.	TJ Shorts II vs. UC Riverside, 3/08/18 (BWC).....	3
t1.	Michael Onyebalu vs. Utah, 3/14/18 (NIT).....	3
t1.	Elijah Pepper vs. Cal State Fullerton, 3/10/22 (BWC).....	3
t1.	Elijah Pepper vs. UC Riverside, 3/9/23.....	3

OPPONENT

t1.	Lionheart Leslie - Cal State Fullerton, 3/10/17 (BWC).....	5
t1.	Koh Flippin - UC Riverside, 3/8/18 (BWC).....	5

BLOCKED SHOTS

GAME

1.	Chima Moneke vs. Cal State Fullerton, 3/10/17 (BWC).....	4
t2.	Chima Moneke vs. UC Irvine, 3/11/17 (BWC).....	3
t2.	Josh Ritchart vs. Long Beach State, 3/8/12 (BWC).....	3
t2.	Caleb Fuller vs. Cal State Fullerton, 3/10/22.....	3

t2.	Christian Anigwe vs. Cal State Fullerton, 3/10/22.....	3
t6.	AJ John vs. Cal State Fullerton, 3/14/19 (BWC).....	2 (OT)
t6.	Rogers Printup vs. Cal State Fullerton, 3/14/19 (BWC).....	2 (OT)
t6.	Avery Johnson vs. Hawai'i, 3/13/15 (BWC).....	2
t6.	Ryan Sypkens vs. Cal State Fullerton, 3/11/10 (BWC).....	2
t6.	Kyle Brucculeri vs. UC Irvine, 3/11/09 (BWC).....	2
t6.	Lawrence White vs. Cal Poly, 3/9/17 (BWC).....	2
t6.	Lawrence White vs. Cal State Fullerton, 3/10/17 (BWC).....	2
t6.	J.T. Adenrele vs. Cal Poly, 3/9/17 (BWC).....	2
t6.	J.T. Adenrele vs. UC Irvine, 3/11/17 (BWC).....	2
t6.	Ade Adebayo vs. CSU Bakersfield, 3/11/21.....	2

OPPONENT

1.	Greg Smogyi - UC Santa Barbara, 3/12/10 (BWC).....	3
t1.	Jadon Jones - Long Beach State, 3/16/24 (BWC).....	3

FIELD GOALS MADE

GAME

1.	TY Johnson vs. Long Beach State, 3/16/24 (BWC).....	13
t1.	TJ Shorts II vs. Cal State Fullerton, 3/14/19 (BWC).....	13 (OT)
3.	Corey Hawkins at Stanford, 3/17/15 (NIT).....	12
4.	Elijah Pepper vs. Hawai'i, 3/15/24 (BWC).....	10
t5.	Vince Oliver vs. UC Irvine, 3/11/09 (BWC).....	9
t5.	Brynton Lemar vs. Cal State Fullerton, 3/10/17 (BWC).....	9
7.	Matt Neufeld vs. Cal State Fullerton, 3/14/19 (BWC).....	8 (OT)
t7.	Corey Hawkins vs. Hawai'i, 3/13/15 (BWC).....	8
t7.	Avery Johnson vs. Hawai'i, 3/13/15 (BWC).....	8
t7.	Joe Harden vs. Cal State Fullerton, 3/11/10 (BWC).....	8
t7.	Chima Moneke vs. Kansas, 3/17/17 (NCAA).....	8

OPPONENT

t1.	Marcus Allen - Stanford, 3/17/15 (NIT).....	10
t1.	Khalil Ahmad - Cal State Fullerton, 3/14/19 (BWC).....	10 (OT)

FIELD GOAL PERCENTAGE

GAME (min. 5 attempts)

1.	Christian Anigwe vs. CSU Bakersfield, 3/11/21 (BWC).....	.833 (5-6)
2.	Josh Ritchart vs. CSUN, 3/12/15 (BWC).....	.750(6-8)
t2.	Ryan Howley vs. Cal State Fullerton, 3/11/10 (BWC).....	.750 (6-8)
4.	J.T. Adenrele vs. CSUN, 3/12/15 (BWC).....	.714 (5-7)
5.	Christian Anigwe vs. UC Santa Barbara, 3/12/21 (BWC).....	.667 (6-9)
t5.	Christian Anigwe vs. Cal State Fullerton, 3/10/22 (BWC).....	.667(4-6)
7.	Dominic Calegari vs. Pacific, 3/12/09 (BWC).....	.636 (7-11)
8.	Matt Neufeld vs. Cal State Fullerton, 3/14/19 (BWC).....	.615 (8-13)(OT)
t8.	Chima Moneke vs. Kansas, 3/17/17 (NCAA).....	.615 (8-13)

OPPONENT

1.	Marcus Allen - Stanford, 3/17/15 (NIT).....	.833 (10-12)
----	---	--------------

FREE THROWS MADE

GAME

t1.	Brynton Lemar vs. Cal Poly, 3/9/17 (BWC).....	9
t1.	Chima Moneke vs. Cal State Fullerton, 3/10/17 (BWC).....	9
3.	Elijah Pepper vs. UC Riverside, 3/9/23 (BWC).....	8
4.	Ezra Manjon vs. CSU Bakersfield, 3/11/21 (BWC).....	6
t4.	Julian Welch vs. UC Santa Barbara, 3/12/10 (BWC).....	6
t4.	Corey Hawkins at Stanford, 3/17/15 (NIT).....	6
t4.	Brynton Lemar vs. Kansas, 3/17/17 (NCAA).....	6
t4.	Chima Moneke vs. N.C. Central, 3/15/17 (NCAA).....	6

OPPONENT

t1.	James Powell - UC Santa Barbara, 3/12/10 (BWC).....	9
t1.	Khalil Ahmad - Cal State Fullerton, 3/14/19 (BWC).....	9 (OT)
t1.	Kyle Allman Jr. - Cal State Fullerton, 3/14/19 (BWC).....	9 (OT)
t1.	Amadou Sow - UC Santa Barbara, 3/12/21 (BWC).....	9

FREE THROW PERCENTAGE

GAME (min. 5 attempts)

1.	Elijah Pepper vs. UC Riverside, 3/9/23 (BWC).....	1.000 (8-8)
t1.	Ezra Manjon vs. CSU Bakersfield, 3/11/21 (BWC).....	1.000 (6-6)
t1.	Corey Hawkins at Stanford, 3/17/15 (NIT).....	1.000 (6-6)
t1.	Julian Welch vs. UC Santa Barbara, 3/12/10 (BWC).....	1.000 (6-6)

INDIVIDUAL DIVISION I POSTSEASON RECORDS

t1.	Brynton Lemar vs. Kansas, 3/17/17 (NCAA)	1.000 (6-6)
t1.	Chima Moneke vs. N.C. Central, 3/15/17 (NCAA)	1.000 (6-6)
5.	Brynton Lemar vs. Cal Poly, 3/9/17 (BWC)900 (9-10)

OPPONENT

1.	Stephan Hicks - CSUN, 3/12/15 (BWC)	1.000 (6-6)
----	---	-------------

THREE-POINT FIELD GOALS

GAME

1.	Josh Ritchart vs. CSUN, 3/12/15 (BWC)	5
t2.	Elijah Pepper vs. Long Beach State, 3/16/24 (BWC)	4
t2.	Siler Schneider vs. UC Santa Barbara, 3/10/16 (BWC)	4
t2.	Corey Hawkins at Stanford, 3/17/15 (NIT)	4
t5.	x5, last by Brynton Lemar vs. Kansas, 3/17/17 (NCAA)	3

OPPONENT

1.	3x, last by Ridge Shipley - Cal Poly, 3/9/17 (BWC)	5
----	--	---

THREE-POINT PERCENTAGE

GAME (min. 5 attempts)

1.	Josh Ritchart vs. CSUN, 3/12/15 (BWC)833 (5-6)
2.	Corey Hawkins vs. Hawai'i, 3/13/15 (BWC)600 (3-5)
2.	Lawrence White vs. Cal Poly, 3/9/17 (BWC)600 (3-5)
3.	Dominic Calegari vs. UC Santa Barbara, 3/12/10 (BWC)500 (3-6)
4.	Brynton Lemar vs. N.C. Central, 3/15/17 (NCAA)500 (3-6)

OPPONENT

1.	Dylan Royer - Cal Poly, 3/14/13 (BWC)	1.000 (5-5)
----	---	-------------

TEAM DIVISION I POSTSEASON RECORDS

SCORING

HIGH GAME

t1.	vs. Cal State Fullerton, 3/14/19 (BWC)	71 (OT)
t1.	vs. CSUN, 3/12/15 (BWC)	71
3.	vs. Long Beach State, 3/16/24 (BWC)	70
t3.	vs. UC Riverside, 3/8/18 (BWC)	70
5.	vs. UC Irvine, 3/11/09 (BWC)	69
6.	vs. Hawai'i, 3/15/24 (BWC)	68
t6.	vs. Cal State Fullerton, 3/11/10 (BWC)	68
8.	vs. N.C. Central, 3/15/17 (NCAA)	67
9.	vs. Cal Poly, 3/9/17 (BWC)	66
t9.	vs. Cal State Fullerton, 3/10/17 (BWC)	66

LOW GAME

1.	vs. Cal Poly, 3/14/13 (BWC)	41
----	-----------------------------	----

OPPONENT HIGH

1.	vs. Kansas, 3/17/17 (NCAA)	100
----	----------------------------	-----

OPPONENT LOW

1.	vs. UC Irvine, 3/11/17 (BWC)	47
----	------------------------------	----

REBOUNDING

HIGH GAME

1.	vs. Cal State Fullerton, 3/10/17 (BWC)	48
2.	vs. Cal Poly, 3/9/17 (BWC)	47
3.	vs. Long Beach State, 3/16/24 (BWC)	42
3.	vs. N.C. Central, 3/15/17 (NCAA)	40
5.	vs. UC Riverside, 3/9/23 (BWC)	37

LOW GAME

1.	vs. CSUN, 3/12/15 (BWC)	20
----	-------------------------	----

OPPONENT HIGH

1.	vs. Cal State Fullerton, 3/10/22 (BWC)	48
2.	vs. Kansas, 3/17/17 (BWC)	45

OPPONENT LOW

1.	vs. CSUN, 3/12/15 (BWC)	25
----	-------------------------	----

ASSISTS

HIGH GAME

1.	vs. UC Irvine, 3/11/09 (BWC)	17
t2.	vs. Pacific, 3/12/09 (BWC)	14
t2.	vs. N.C. Central, 3/15/17 (NCAA)	14
t4.	vs. UC Santa Barbara, 3/10/16 (BWC)	13
t4.	vs. CSUN, 3/12/15 (BWC)	13
t4.	vs. Cal Poly, 3/14/13 (BWC)	13
t4.	vs. Cal Poly, 3/9/17 (BWC)	13
t4.	vs. UC Riverside, 3/8/18 (BWC)	13
t4.	vs. Cal State Fullerton, 3/10/22 (BWC)	13
t4.	vs. Long Beach State, 3/16/24 (BWC)	13

LOW GAME

1.	vs. Cal Poly, 3/8/22 (BWC)	5
----	----------------------------	---

OPPONENT HIGH

1.	vs. Kansas, 3/17/17 (NCAA)	19
----	----------------------------	----

OPPONENT LOW

1.	vs. Cal Poly, 3/9/17 (BWC)	7
	vs. UC Santa Barbara, 3/12/21 (BWC)	7

STEALS

HIGH GAME

1.	vs. CSUN, 3/12/15 (BWC)	11
2.	vs. Hawai'i, 3/15/24 (BWC)	8
3.	vs. UC Riverside, 3/8/18 (BWC)	7
t4.	vs. Cal State Fullerton, 3/14/19 (BWC)	6 (OT)
t4.	vs. Hawai'i, 3/13/15 (BWC)	6
t4.	vs. UC Santa Barbara, 3/10/16 (BWC)	6
t4.	vs. UC Irvine, 3/11/17 (BWC)	6

LOW GAME

1.	vs. UC Irvine, 3/11/09 (BWC)	1
----	------------------------------	---

OPPONENT HIGH

1.	2x, last by N.C. Central, 3/15/17	10
----	-----------------------------------	----

OPPONENT LOW

1.	2x, last by Long Beach State, 3/8/12 (BWC)	3
----	--	---

BLOCKED SHOTS

HIGH GAME

1.	vs. Cal State Fullerton, 3/10/17 (BWC)	8
2.	vs. Cal Poly, 3/9/17 (BWC)	7
3.	vs. Cal State Fullerton, 3/14/19 (BWC)	6 (OT)
4.	vs. UC Irvine, 3/11/17 (BWC)	5
5.	vs. Long Beach State, 3/8/12 (BWC)	4
t5.	vs. Long Beach State, 3/16/24 (BWC)	4

LOW GAME

1.	vs. CSUN, 3/12/15 (BWC)	0
----	-------------------------	---

OPPONENT HIGH

1.	vs. Cal Poly, 3/9/17 (BWC)	9
----	----------------------------	---

OPPONENT LOW

1.	2x, last by N.C. Central, 3/15/17 (NCAA)	0
----	--	---

FIELD GOALS MADE

HIGH GAME

1.	vs. Cal State Fullerton, 3/14/19 (BWC)	32 (OT)
2.	vs. UC Irvine, 3/11/09 (BWC)	27
3.	vs. Hawai'i, 3/15/24 (BWC)	26
4.	vs. Long Beach State, 3/16/24 (BWC)	25
t4.	vs. Cal State Fullerton, 3/11/10 (BWC)	25
5.	vs. Cal State Fullerton, 3/10/17 (BWC)	24
6.	vs. UC Santa Barbara, 3/10/16 (BWC)	23
t6.	vs. CSUN, 3/12/15 (BWC)	23
t6.	vs. Pacific, 3/12/09 (BWC)	23
t6.	vs. Utah, 3/14/18 (NIT)	23
t6.	vs. Cal State Bakersfield, 3/11/21 (BWC)	23

LOW GAME

1.	vs. Cal Poly, 3/14/13 (BWC)	16
----	-----------------------------	----

OPPONENT HIGH

1.	vs. Kansas, 3/17/17 (NCAA)	36
----	----------------------------	----

OPPONENT LOW

1.	vs. UC Irvine, 3/11/17 (BWC)	19
----	------------------------------	----

TEAM DIVISION I POSTSEASON RECORDS

FIELD GOAL PERCENTAGE

HIGH GAME

1.	vs. CSUN, 3/12/15 (BWC)	.561 (23-41)
2.	vs. UC Irvine, 3/11/09 (BWC)	.519 (27-52)
3.	vs. Cal State Bakersfield, 3/11/21 (BWC)	.500 (23-46)
4.	vs. Pacific, 3/12/09 (BWC)	.469 (23-49)
5.	vs. Cal State Fullerton, 3/11/10 (BWC)	.463 (25-54)
6.	vs. N.C. Central, 3/15/17 (NCAA)	.458 (22-48)

LOW GAME

1.	vs. Cal State Fullerton, 3/10/22 (BWC)	.318 (21-66)
----	--	--------------

OPPONENT HIGH

1.	at Stanford, 3/17/15 (NIT)	.564 (31-55)
----	----------------------------	--------------

OPPONENT LOW

1.	vs. Cal State Fullerton, 3/10/17	.328 (22-67)
----	----------------------------------	--------------

FREE THROWS MADE

HIGH GAME

1.	vs. UC Riverside, 3/7/18 (BWC)	20
2.	vs. Cal Poly, 3/9/17 (BWC)	19
3.	vs. N.C. Central, 3/15/17 (NCAA)	18
4.	vs. CSUN, 3/12/15 (BWC)	17
t4.	vs. Cal Poly, 3/8/22 (BWC)	17
4.	vs. Cal State Fullerton, 3/10/17 (BWC)	16
5.	vs. Kansas, 3/17/17 (NCAA)	16

LOW GAME

t1.	vs. Cal Poly, 3/14/13 (BWC)	4
t1.	vs. Cal State Fullerton, 3/14/19 (BWC)	4 (OT)

OPPONENT HIGH

1.	vs. UC Santa Barbara, 3/12/21 (BWC)	28
2.	vs. Cal State Fullerton, 3/14/19 (BWC)	23 (OT)
3.	vs. CSUN, 3/12/15 (BWC)	22

OPPONENT LOW

1.	vs. UC Irvine, 3/11/09 (BWC)	3
----	------------------------------	---

FREE THROW PERCENTAGE

GAME

1.	at Stanford, 3/17/15 (NIT)	.917 (11-12)
2.	vs. Kansas, 3/17/17 (NCAA)	.889 (16-18)
t3.	vs. Long Beach State, 3/8/12 (BWC)	.875 (7-8)
t3.	vs. Cal State Fullerton, 3/11/10 (BWC)	.875 (14-16)
5.	vs. N.C. Central, 3/15/17 (NCAA)	.818 (18-22)

LOW GAME

1.	vs. Cal State Fullerton, 3/14/19 (BWC)	.364 (OT)
2.	vs. UC Santa Barbara, 3/10/16 (BWC)	.429 (6-14)

OPPONENT HIGH

1.	vs. Cal Poly, 3/9/17	.889 (8-9)
----	----------------------	------------

OPPONENT LOW

1.	UC Riverside, 3/9/23 (BWC)	.375 (3-8)
----	----------------------------	------------

THREE-POINT FIELD GOALS

GAME

t1.	vs. UC Santa Barbara, 3/10/16 (BWC)	9
t1.	at Stanford, 3/17/15 (NIT)	9
3	vs. CSUN, 3/12/15 (BWC)	8
t4.	vs. Hawai'i, 3/13/15 (BWC)	7
t4.	vs. Pacific, 3/12/09 (BWC)	7
t4.	vs. Cal State Fullerton, 3/9/18 (BWC)	7

LOW GAME

1.	vs. UC Riverside, 3/9/23 (BWC)	1
----	--------------------------------	---

OPPONENT HIGH

1.	3x, Cal State Fullerton, 3/10/22 (BWC)	11
----	--	----

OPPONENT LOW

1.	Cal State Fullerton, 3/9/18 (BWC)	1
----	-----------------------------------	---

THREE-POINT PERCENTAGE

GAME

1.	vs. CSUN, 3/12/15 (BWC)	.421 (8-19)
2.	vs. Cal Poly, 3/9/17 (BWC)	.417 (5-12)
3.	vs. Hawai'i, 3/13/15 (BWC)	.412 (7-17)
4.	vs. UC Santa Barbara, 3/10/16 (BWC)	.409 (9-22)
t5.	vs. Pacific, 3/12/09 (BWC)	.389 (7-18)
t5.	vs. Cal State Fullerton, 3/9/18 (BWC)	.389 (7-18)

LOW GAME

1.	UC Riverside, 3/9/23 (BWC)	.063 (1-16)
----	----------------------------	-------------

OPPONENT HIGH

1.	Cal State Fullerton, 3/10/22 (BWC)	.579 (11-19)
----	------------------------------------	--------------

OPPONENT LOW

1.	Cal State Fullerton, 3/9/18 (BWC)	0.77 (1-13)
----	-----------------------------------	-------------

AGGIE AWARD WINNERS

ALL-AMERICAN

Corey Hawkins, Honorable Mention, 2014-15 (Associated Press)
Corey Hawkins, 2014-15 (Lou Henson Mid-Major)
Dante Ross, 2nd team, 1998-99 (Basketball Times, Division II Bulletin)
Dante Ross, 4th team, 1997-98 (Division II Bulletin)

MID-MAJOR FRESHMAN ALL-AMERICAN

Corey Hawkins, 2012-13 (Collegelsider.com)
Josh Ritchart, 2010-11 (Collegelsider.com)
Julian Welch, 2009-10 (Collegelsider.com)
Mark Payne, 2008-09 (Collegelsider.com)

ALL-REGION/DISTRICT

Elijah Pepper, 2023-'24 (NABC)
Elijah Pepper, 2022-'23 (NABC)
Chima Moneke, 2016-17 (NABC)
Corey Hawkins, 2014-15 (USBWA, NABC)
Dominic Callori, 1st team, 2002-03 (Daktronics, NABC)
Dominic Callori, 2nd team, 2001-02 (Daktronics, NABC)
Jess McElree, 2nd team, 2001-02 (Daktronics, NABC)
Jess McElree, 2nd team, 2000-01 (NABC)
Jason Cox, 1st team, 1999-2000 (NABC/Oldsmobile)
Dante Ross, 1st team, 1998-99 (Daktronics)
Dante Ross, 1st team, 1997-98 (CoSIDA)
Justis Durkee, 2nd team, 1995-96 (CoSIDA)
Brad Foss, 2nd team, 1994-95 (CoSIDA)

CONFERENCE PLAYER OF THE YEAR

Elijah Pepper, 2023-'24 (Player of the Year)
Ezra Manjon 2019-20 (Freshman of the Year)
TJ Shorts II 2017-18 (Player of the Year, Newcomer of the Year)
Chima Moneke 2016-17 (Newcomer of the Year)
Siler Schneider 2016-17 (Sixth Man of the Year)
Corey Hawkins 2014-15 (Player of the Year)
Corey Hawkins, 2012-13 (Newcomer of the Year)
Josh Ritchart, 2011-12 (Freshman of the Year)
Julian Welch, 2009-10 (Freshman of the Year)
Mark Payne, 2007-08 (Freshman of the Year)
Dante Ross, 1998-99
Dante Ross, 1997-98
Danny Yoshikawa, 1995-96
Brad Foss, 1994-95
Richard Saunders, 1991-92
Randy DeBortoli, 1987-88
Robert Rose, 1984-85
Mike Lien, 1978-79
Audwin Thomas, 1977-78
Mark Olson, 1975-76

BIG WEST CONFERENCE SPECIALTY AWARDS

Darius Graham, 2016-17 (Best Hustle)
Siler Schneider, 2016-17 (Best Sixth Man)
Darius Graham, 2015-16 (Best Hustle)
Josh Fox, 2014-15 (Best Sixth Man)
Joe Harden, 2010-11 (Best Hustle)
Joe Harden, 2009-10 (Best Hustle)

BIG WEST CONFERENCE COACH OF THE YEAR

Jim Les, 2017-'18, '14-'15

BIG WEST TOURNAMENT — ALL-TOURNAMENT TEAM

Elijah Pepper, 2023-'24
TY Johnson, 2023-'24
Chima Moneke, 2017
Brynton Lemar, 2017
Corey Hawkins, 2015
Joe Harden, 2010

Bold - Tournament MVP

ALL-CONFERENCE FIRST TEAM

Elijah Pepper, 2023-'24
Elijah Pepper, 2022-'23
Ezra Manjon, 2021-'22
TJ Shorts II, 2018-19, '17-'18
Brynton Lemar, 2016-17
Chima Moneke, 2016-17
Corey Hawkins, 2014-15, '12-'13
Vince Oliver, 2008-09
Fowzi Abdelsamad, 2003-04
Ryan Moore, 2003-04
Dominic Callori, 2002-03
Jess McElree, 2001-02
Jess McElree, 2000-01
Jason Cox, 1999-2000
Dante Ross, 1998-99, '97-'98
Chris Vlastic, 1997-98
Jason Cox, 1998-99, '96-'97
Danny Yoshikawa, 1995-96
Justis Durkee, 1996-97, '95-'96
Darryl Chambers, 1995-96
Kevin Vasquez, 1994-95
Brian Gates, 1994-95
Richard Saunders, 1991-92, '90-'91
Robert Rose, 1984-85
Preston Neumayr, 1980-81
Mike Lien, 1978-79
Audwin Thomas, 1978-79, '77-'78, '76-'77
Dave Bailey, 1975-76
Mark Olson, 1975-76, '74-'75
Don Dowling, 1974-75
Gary Fox, 1972-73
Ron McMillan, 1971-72
Mark Underwood, 1970-71
Bob Johnson, 1968-69
Alan Budde, 1967-68, '66-'67
John Frost, 1966-67, '65-'66
Russ Slater, 1964-65
Mike Freeman, 1959-60
Ron Knight, 1951-52
Bill Wetmore, 1951-52, '50-'51
Grant Braun, '49-50
Gordon Young, '48-49
Oluf Jensen, '32-33
Carl Stevens, '31-32
Keith Singleton, '29-30

ALL-BIG WEST CONFERENCE SECOND TEAM

TY Johnson, 2023-'24
Elijah Pepper, 2021-'22
Elijah Pepper, 2020-'21

AGGIE AWARD WINNERS

Ezra Manjon, 2020-'21
Ezra Manjon, 2019-'20
Siler Schneider, 2017-'18
Josh Fox, 2015-'16
Josh Ritchart, 2014-'15
Corey Hawkins, 2013-'14
Dominic Caligari, 2009-'10
Joe Harden, 2009-'10, '08-'09
Mark Payne, 2008-'09

ALL-BIG WEST CONFERENCE HONORABLE MENTION

TY Johnson, 2022-'23
Christian Anigwe, 2022-'23
Stefan Gonzalez, 2019-'20
Joe Mooney, 2018-'19
Chima Moneke, 2017-'18
Siler Schneider, 2016-'17
Darius Graham, 2015-'16
Josh Fox, 2014-'15
J.T. Adenrele, 2012-'13
Ryan Sypkens, 2012-'13
Joe Harden, 2010-'11
Mark Payne, 2010-'11

BIG WEST CONFERENCE ALL-FRESHMAN TEAM

Ryan Sypkens, 2009-'10
Julian Welch, 2009-'10
Mark Payne, 2007-'08

- The Big West first selected an All-Freshman team in 1979 and a Freshman of the Year in 1981.
- The All-Freshman Team was eliminated after the 2009-10 season and was replaced with a Newcomer of the Year.

BIG WEST CONFERENCE PLAYER OF THE WEEK

2023-24

TY Johnson, Dec. 18
Ezra Manjon, Jan. 22
Ezra Manjon, Feb. 5

2022-23

Elijah Pepper, Dec. 19

2021-22

Elijah Pepper, Dec. 6
Ezra Manjon, Dec. 20
Ezra Manjon, Feb. 7

2020-21

Ezra Manjon, Nov. 30
Elijah Pepper, Feb. 15

2019-20

Ezra Manjon, Feb. 17, Jan. 20
Joe Mooney, Dec. 9

2018-19

TJ Shorts II, Feb. 11

2017-18

TJ Shorts II, Mar. 5, Feb. 19
Chima Moneke, Dec. 4, Nov. 20

2016-17

Brynton Lemar, Feb. 27, Feb. 13
Chima Moneke, Jan. 2
Brynton Lemar, Nov. 28

2014-15

Corey Hawkins, Mar. 9, Feb. 2, Nov. 24
Josh Ritchart, Feb. 9

2013-14

Josh Ritchart, Nov. 25

2012-13

Corey Hawkins, Feb. 18, Jan. 21

2011-12

Josh Ritchart, Feb. 27

2008-09

Joe Harden, Nov. 16

2008-09

Vince Oliver, Jan. 19

MISCELLANEOUS AWARDS AND HONORS

Elijah Pepper, 2024 Reese's College All-Star Game participant
Corey Hawkins, 2015 Reese's College All-Star Game participant
Corey Hawkins, 2015 Reese's College All-Star Game MVP
Corey Hawkins, 2015 State Farm Three-Point Contest participant
Corey Hawkins, 2015 CollegenInsider.com Mid-Major Player of the Year Finalist
Dominic Caligari, 2010 Reese's College All-Star Game participant

CONFERENCE AFFILIATIONS

2007-Present - Big West Conference
2004-2007 - Div. I Independent
1999-2004 - California Collegiate Athletic Association
1982-1998 - Northern California Athletic Conference
1925-1982 - Far Western Conference

Abdelsamad, Fowzi - '01, '03-04-05
 Abittan, Simon - '75
 Abt, Dean Thomas - '81-82
 Adebayo, Ade - '20-24
 Adenrele, J.T. - '12-13-15-16-17
 Aitken, Jan B. - '59
 Alger, Felipe D. - '26
 Allen, William B. - '16-17
 Allrich, Ted C. - '65, '67
 Ambrosini, George - '79-80
 Anderson, Arnold Bruce - '49
 Anderson, Donald Norman - '49
 Anderson, James William "Jim" - '46
 Anderson, John Michael "Mike" - '72-73
 Anderson, Knut K. - '36
 Anderson, William Stanley - '40
 Anigwe, Christian - '21-23
 Apperson, James K. - '33
 Arbini, Robert F. - '52
 Argenal, Gus - '01-02-03-04
 Arnold, Michael Paul - '89-90-91, '93
 Auman, Michael Lee - '65-66-67

Ba, Cameron - '20-22
 Bagshaw, John - '29
 Bahme, John Beale - '72
 Bailey, David Joseph - '76-77
 Bailey, Steven Craig - '77
 Baker, JeVaughn - '00
 Baker, Samuel "Irv" - '24-25
 Balch, Thomas E. - "Tommy" - '15-16
 Baldo, Edward Frank - '47
 Ball, Howard Julius - '35
 Banks, Samuel John - '36, '40
 Banner, Bryan Al - '91-92-93-94
 Baranco, Gordon Stanley "Gordy" - '67-68-69
 Barnes, Jarold A. - '52
 Barovetto, John L. - '59
 Barron, Jr., Frank Raymond - '40
 Barth, Jr., Carl Fred - '52-53
 Bassford, George "Pete" - '23-24-25
 Bath, George H. - '26-27
 Bathurst, Arch - '34
 Baxter, Tim William - '91-92
 Baxter, William Carroll - '72
 Beasley III, Robby - '23
 Beatty, Marion Cornel - '78
 Becket, James William - '49-50, '55
 Becket, James William - '49-50, '55
 Beckman, Willard A. - '28
 Bennett, Mike J. - '33
 Bennett, Robert Edsol - '90
 Bergez, Jean-Paul - '95-96-97-98
 Bergthold, Harry T. - '60-61-62-63
 Berquist, Joseph M. - '83
 Berry, Nolan - '16
 Bertrand, James F. - '56
 Betu, Olivier-Paul - '13-14
 Bird, Leroy Cummings - '41
 Bishop, John Richard - '71-72
 Bishop, Verlin Elmer - '29
 Bitterolf, Richard K. - '60
 Black, Kevin Roy - '88, '90
 Black, Remy Victor - '82
 Blackstock, Jim Carne - '41
 Boe, Owen K. - '67
 Boner, Graydon W. - '18
 Bonin, John J. - '30-31
 Boolean, Lane - '79
 Boone, Michael - '06-07-08-09
 Borra, Francesco - '21-25
 Bowes, James Michael "Mike" - '63-64
 Boyd, Tyler - '99-00-01-02
 Boydston, Charles H. - '11
 Boyzner, Clint - '13-14
 Bragg, Kenneth B. - '18
 Brassfield, Earl - '38
 Braun, Grant Hugh - '48-49-50
 Brennan, Roland D. - '23-24
 Brethauer, Jeff Pete - '90

Bridge, Lewis Dundas - '39
 Brooke, Edwin M. - '31
 Brown, Arthur J. - '18
 Brown, Kenneth Leslie - '43
 Brown, Melville Steuart - '47-48
 Browne, Elmer E. - '17
 Browne, Norman A. - '54-55-56
 Brucculeri, Kyle - '06-07-08-09
 Brusstar, Alvin Hamlet - '46
 Bryant, Barron William "Bill" - '43
 Buchwald, Peter Richard - '85-86-87-88
 Buckingham, Walter H. - '39-40
 Budde, Alan Fred - '66-67-68
 Burk, Matthew Wayne - '83-84
 Burrell, Clyde E. - '18
 Butts, Madison - '03-04-05

Cahill, Edward John - '15
 Caine, John Chipman "Chip" - '79
 Calhoun, Blair B. - '80-81
 Calegari, Dominic - '07-08-09-10
 Callori, Dominic - '00-01-02-03
 Campbell, James Matthew - '49
 Campbell, Mitchell Lee - '85-86
 Cannon, Herbert Edwin - '33-34-35-36
 Carlyle, Jaqay - '04-05
 Carroll, Joseph William - '93-94
 Carter, David - '06-07-08-09
 Carter, Drew - '24
 Centis, Joseph James - '78-79-80
 Chambers, Darryl - '96
 Chi, Conant - '92
 Chicote, Owen W. - '31
 Chorak, Steven Paul - '37-38-39-40
 Christian, Leo - '38
 Church, Daniel G. - '96
 Chylinski, Patrick Alan - '88-89
 Clark, Emerson Butterfield - '36-37-38
 Clark, Fred Pope - '43
 Clark, Kempton - '43
 Clark, Nathan - '08-09
 Clayton, Spencer - '13
 Clemens, William Jeffrey - '65-66
 Clotts, Herbert Victor - '46
 Clymo, Craig G. - '61
 Cochrane, James A. - '23
 Conrad, Wayland Sewall - '38-39
 Constantine, Tony - '97
 Cooper, Dennis Wayne - '67
 Cooper, Stanton Moore - '49
 Cooper, Thomas Yates - '42
 Corbin, Tyrell - '12
 Cordova, Matthew Joseph - '88-89-90-91
 Corley, James M. - '53
 Cornwell, Fred - '27
 Costantini, Dominic V. - '51
 Cowan, Scott Douglas - '82-83-84
 Cox, Jason - '97-98-99-00
 Crane, Ellis M. "Cutie" - '19
 Cranford, William Ora "Mannie" - '72-73
 Crawford, J.W. - '39
 Crawford, Jr., Raymond E. - '60-61-62
 Crisp, Thomas Allen - '72
 Cronkite, Jr., Burt Earl - '35
 Cross, James Robert - '72, '74
 Crouch, Bruce Daniel - '67
 Crouch, Robert Cottle - '39-40
 Crouch, Roy William - '33-34
 Crowder, Marcus - '75
 Cuffe, Thomas Edwin - '20
 Cummings, Harold R. - '30
 Cupps, Brian Perry - '80-81-82-83
 Cupps, Thomas Ray - '68-69-70
 Curley, William Nicholson "Will" - '70-71
 Curtis, Paul L. - '81
 Cutten, James Bacon - '14-15

Damron, Jackie Duane - '53-54
 Darmstadt, Scott - '98-99-00-01
 Davis, Charles - '37-38

Davis, Jack A. - '30
 Davis, Nelson H. - '18
 Davis, Stanley R. - '13
 Dean, John C. - '61-62-63, '65
 Deaver, Loyd Wallace - '31-32
 DeBortoli, Randy James - '87-88
 DeBruhl, Leo - '22-25
 Dechman, John Grant - '26
 Delbon, David August - '83-84
 DeMartini, Louis A. - '33
 Dewar, Herbert Duncan - '20, '23
 Dickson, Irl Daniel - '13
 Dobbas, Bernard A. "Barney" - '32-33-34-35
 Dobbins, James Morton - '35-36-37
 Dobransky, Thomas John - '68-69
 Donnell, Richard D. - '51, '53
 Donsing, Donald W. - '54-55-56
 Douglas, Franklin - '74-75
 Dowling, Donald James - '73-74-75
 Dreyer, William H. - '36-37-38
 Dugar, Traven E. - '95, '97-98
 Duncan, Keith Lavale - '80
 Durkee, Justis - '96-97-98
 Durst, Robert Miller - '35
 Dwelley, Kenneth Crozier - '35-36-37
 Dueck, Justin - '13-14-15
 DuPont, Harrison - '12
 Dye, Eugene Row - '37-38

Eaquinto, Sam J. - '94
 Edgerton, Edward F. - '46
 Edney, Russell James - '93
 Ehsan, Robert - '02-03-04-05
 Ellithorpe, Phil D. - '32
 Ellis, Bussey - '07
 Emerson, Knowles I. - '16-17
 Engebretsen, John Douglas - '65-66
 Engel, Frederick Alvin - '29
 Engel, James - '79
 Epler, Stephen M. - '61-62
 Erb, Larry W. - '22-23-24-25
 Esparza, Anthony - '04
 Eustis, Scot Lewis - '66
 Evans, Oscar Ford - '34-35-36
 Eyre, Dave Richard - '46

Fairchild, George Theodore - '46
 Familetti, Christian M. "Chris" - '89, '91-92
 Farris, Robert Clifford - '35-36-37
 Feck, Carl G. - '32-33-34
 Ferenz, Chris Joseph - '84-85-86-87
 Field, Mark Emerson - '88, '91
 Fife, Ralph F. - '57-58-59
 File, Edgar Henry - '35-36
 Fine, Golden F. - '25-26
 Finerty, Michael Sterling - '87
 Finley, Thomas M. - '63
 Fisher, Gordon Lee - '56-57-58-59
 Flatt, Ronald E. - '55
 Fletcher, Stephen Craig - '70-71-72
 Floyd, Jelani - '10
 Forbes, Robert Lyle "Bob" - '40-41
 Ford, Lynel - '06
 Ford, Mark Wesley - '74-75-76-77
 Foss, Bradley Vernon - '91, '93-94-95
 Fox, Gary Michael - '73
 Fox, Josh - '15-16
 Fox, Roger W. - '55-56
 Freeman, Michael Ray - '58-59-60
 French, Glenn George - '37-38
 Freyschlag, Herman Edwin - '15
 Frost, Goodwin B. - '19
 Frost, John Hunnicutt - '66-67-68
 Fry, Jeryl R. - '63
 Fryer, John Corneliu - '70-71
 Fuller, Caleb - '19-22
 Funes, Jose E. - '52
 Funtarow, Georgi - '14-15-16-17

Gale, Donald Herbert - '47-48

Gallacher, Raymond Slade - '40-41
 Gallagher, Frank John - '35
 Gallagher, John Francis - '39-40
 Gallagher, Thomas A. - '29-30
 Gamba, David W. - '64-65
 Ganz, Lionel O. - '89
 Garcia, Charles - '96-97
 Gardner, Jimmy E. - '17
 Garrett, Stephen P. - '64
 Gates, Brian Laverne - '93-94-95
 Gayner, David A. - '56-57
 Geiger, Bernard R. - '55
 Gerds, Marvin H. - '55-56
 Gilcrease, Virgil V. - '22
 Gildersleeve, James Phillip - '58, '63
 Gillespie, George Adelbert - '31-32
 Gillette, Glenn Neumann "Duke" - '13-14
 Gish, Elton Vearl - '55-56
 Glankler, Robert Daniel "Rob" - '73-74
 Goehring, Bennie - '51
 Goff, Jason D. - '94-95
 Goldsmith, Glenn A. - '49-50
 Gonzales, John W. - '82
 Gonzales, Rick - '97-98
 Gonzalez, Stefan - '19-20
 Goode, Garrison - '16-17-18-19
 Goodwin, Paul More - '27-28-29-30
 Gordon, H.C. - '15
 Goss, John Randall - '69-70
 Gover, Richard D. - '54
 Graham, Darius - '13-14-15-16-17
 Granados, Robert Romero "Bob" - '58-59
 Graves, Chrissie James - '35
 Graves, Manuel James - '28-29-30
 Gray, Lendal G. "Lew" - '51-52
 Gray, Victor - '39
 Greene, Henry D. - '22
 Grupe, C. Frances - '31-32
 Guild, Robert Evan "Bob" - '67-68-69
 Gundlach, Raymond Wiles "Trey" - '90
 John, AJ - '18-19
 Gursky, Euphrain - '42

Hackett, Norbert A. - '52-53-54
 Hadley, Jr., Robert H. - '49, '51
 Hajek, Kenneth Frank - '71-72
 Hall, Milton P. - '12-13
 Hall, Richard Frederick "Linc" - '20
 Halleck, Brad - '79
 Haller, Daniel Joseph - '93
 Hallisey, John F. - '49-50
 Hamamoto, Chester S. - '56
 Haney, Don - '37
 Hanoian, Charles F. - '33-34
 Hansen, Andrew Howard "Andy" - '73-74
 Hansen, Phillip V. - '34
 Hansen, Robert Edgar - '43
 Hanson, Shane - '07-08
 Harden, Joe - '09-10-11
 Harding, James A. - '55
 Hardy, Allen James "Jim" - '76, '78
 Harkey, William P. "Bill" - '11-12
 Harp, Richard Ray - '83
 Harper, Dewey L. "Red" - '17-18-19-20
 Harper, Jr., Joseph Virgil - '57-58
 Harris, Glenn Albert - '42-43
 Harris, Kenneth Elmer - '47-48
 Harrold, Jr., James Boyd - '42-43, '47
 Hart, Michael Andrew - '78
 Harwood, Harold A. - '16
 Hashagen, Kenneth A. - '63
 Hastings, Douglas Clayburn - '67
 Hawkins, Corey - '13-14-15
 Haynesworth, Noah - '21
 Hayworth, Steven David - '86
 Hedgard, Sanford Nicklas - '41-42
 Hedman, William D. - '54
 Hefner, Earl C. - '22
 Heicke, Bruce Anthony - '92, '94
 Henderson, John Thomas "Tom" - '74-75

Hendricks, Jared Hoyt "Jerry" - '40-41
 Henn, Mikey - '17
 Hennings, Arell - '17-18
 Henry, DeAndre - '23
 Henry-Ala, Frank - '07
 Heppie, Chris Mark - '84-85-86-87
 Herms, William M. "Bill" - '25-26
 Herrick, Courtney Grant - '81-82
 Hicks, Rodney Tyrone - '89-90
 Hill, Robert A. - '22
 Himmelwright, Jack - '42
 Hitch, James Howard - '24-25
 Hoffman, Charles R. - '30-31
 Hogland, Hugh - '21
 Hollis, James Bruce "J.B." - '65-66
 Holmberg, Dave Martin - '36, '38
 Holmes, Roy Merwin - '46-47
 Hook, Kenneth Thomas - '76
 Hope, Glenn Russell - '41
 Hopson, Morris L. - '36
 Hornay, August Ludwig - '30
 Howlett, Jr., Mark Douglas - '15-16
 Howley, Ryan - '10-11-12-13
 Hunsaker, Jasper Roll - '16
 Huth, Charles Stanley - '33

In The Woods, Byron - '77
 Indart, Timothy J. - '60-61-62-63
 Intemann, Fergus Joseph - '94, '96
 Iverson, John O. - '56

Jackson, Delvion - '18
 Jackson, Keith - '98-99
 Jacobson, Robert Eugene - '39
 James, Frank B. - '29-30
 Jaszewski, Edward - '70-71
 Jeffrey, Brian Lee - '58-59-60-61
 Jensen, Mark Robert - '89-90-91
 Jensen, Oluf N. "Ole" - '31-32-33
 Johansen, James Alexander - '71
 John, AJ - '18-19
 Johns, Charles Wesley - '58
 Johnson, Jonathon Joseph - '41-42-43
 Johnson, Alan William "Al" - '39-40
 Johnson, Avery - '14-15
 Johnson, Eric - '79-80
 Johnson, Glenn S. - '59-60, '62
 Johnson, Gregory James - '74
 Johnson, Jesse - '72
 Johnson, Keith - '99-00-01
 Johnson, Parrish Vernel - '87
 Johnson, Ralph R. - '64-65
 Johnson, Robert Chester "Bob" - '68-69
 Johnson, TV - '23-25
 Johnson, William Cheatham "Bill" - '43
 Jones, Brian Joseph - '90
 Jones, Charles Robert "Bert" - '29-30-31
 Jones, Dixon D. - '61
 Jones, Evan Walton - '92-93
 Jones, Marc Quincy - '89-90-91
 Jones, Richard Walter "Dick" - '40-41
 Juillerat, Thomas - '04-05-06-07

Kahn, William J. "Billy" - '84-85
 Karvelas, Nick - '07
 Kaupke, Charles R. - '52
 Kay, Alec Garner - '86-87-88
 Keyes, George T. - '19-20
 Kilkenny, Leo H. - '29
 King, Clarence R. - '31-32
 King, Glendell - '87-88
 King, Jr., Frank LeRoy - '48-49-50-51
 Kirk, John Mercer - '77, '79-80-81
 Kirschner, George W. - '22
 Knight, Ronald S. - '50-51-52
 Knott, Daniel Cummings - '46
 Knott, Marcus Allen - '93, '95-96-97
 Koberlein, Earl W. - '60
 Koehler, Kennedy - '20-21
 Koenitzer, Robert L. "Bob" - '53-54, '55-56

Korsmeier, Raymond Burton - '37
 Krage, William Gilbert "Bill" - '72
 Kulper, Fred Leslie - '12-13
 Kurtz, Mike - '11

Laird, Brandon - '98-99-00-01
 Lambey, Patrick - '22-24
 Lamoureux, Donald N. - '52-53-54
 Langenour, F.F. - '20
 Lantz, Brett - '01-02-03
 Lapp, Roland Clarence - '33-34-35
 Larkin, Thomas Moore - '68-69-70
 Latin, Robert G. - '57
 Lavigne, Laurence - '58-39
 Leggitt, Glenn Paul - '49
 Leggitt, Guy Thomas - '37-38-39-40
 Lemar, Brynton - '14-15-16-17
 Les, Tyler - '11-12-13, '15
 Lewis, Edmund S. - '19
 Lewis, III, Ahlerman Van "Ahlee" - '85-86
 Lewis, Jr., Ira David - '37, '40
 Lien, Michael Pierson - '78-79
 Lindsay, Charles Edward Bonner "Luke" - '16-17-18
 Lippi, Dominic - '12
 Little, Gary W. - '61-62
 Little, Michael Gary - '85
 Loewen, Walter Franklin - '67
 Long, Ronald M. - '63
 Lopez Low, Jesse - '06-07-08
 Losé, Sione - '22-25
 Love, Thomas E. - '59
 Lowenthal, Todd - '09-10-11
 Lucas, Christopher Paul "Kip" - '76
 Lucas, Vanyel L. - '90
 Lundgren, Charles E. - '54-55
 Lutz, Howard Arthur - '24-25

Macha, Jr., Edward F. - '51-52
 Maddala, Jed - '02
 Maffei, Robert Louis - '42
 Magowan, Blair Cameron - '74
 Mahlgren, Edgar J. - '11-12
 Malik, Adam - '09-10, '12
 Mancasola, Paolo - '12-13
 Manfredi, Kenneth Joseph "Kenny" - '93-94-95-96
 Mani, Jac - '24-25
 Manjon, Ezra - '20-22
 Manley, Thomas Patrick - '86
 Mann, Jeffrey Lee - '71
 Manu, Sam - '23-24
 Marentez, Rommel - '04-05-06-07
 Marron, Joseph Ambrose - '41-42-43
 Marshall, Jr., George H. "Porge" - '17
 Martin, Geoff - '94
 Martin, Jr., Donald Shigley - '75
 Mason, Jim - '79
 Mathews, Robert T. - '27-28
 Mauss, Raymond Frank - '41
 Mayfield, Robert E. - '58
 McBride, Steven - '00-01
 McCard, Beverly S. - '18-19
 McConnell, Leland T. - '18
 McCosker, Daryl O. - '64-65
 McDonald, Mark Elmer "Mac" - '24-25
 McDuffie, Patrick - '00, '02
 McElree, Jess - '00-01-02
 McGill, Caleb - '21-22
 McKaig, George H. - '12
 McMillan, Ronald Frank - '70-71-72
 McMurdie, Michael Douglas - '74
 McPherson, Justice Claybourn - '84
 McReynolds, Sterling S. - '28-29
 McWilliams, Kelly Scott - '75-76
 Meacham, V.H. - '23
 Medlock, DeAndre - '10
 Menke, Herman Frank - '41-42
 Meredith, Steve - '80
 Meyer, Ernst Lichtenstein - '46

Michael, Lawrence Aldon - '43
 Migliori, Ronald Eugene - '77-78
 Miller, Eddie - '11-12
 Miller, James P. - '28
 Milling, Kane - '22-24
 Mills, Michael David - '84-85
 Minor, Jonathon I.H. - '84, '87, '89
 Mitchell, Michael A. - '61-62
 Moffett, Robert E. "Bob" - '24-25
 Moisan, Charles R. - '25-26
 Momson, Christopher M. - '15
 Moneke, Chima - '17-18
 Monson, Neal - '15-16
 Montin, John Barry - '57-58
 Mooney, Joe - '17-18-19-20
 Moore, Donald Richard - '64-65-66
 Moore, Ryan - '02-03-04-05
 Morgan, Arthur William - '13-14
 Morgan, Ray Oliver - '13-14
 Morris, III, Charles N. - '90
 Moss, Jordan - '99-00-01
 Murphy, Aaron - '20-22
 Murphy, Rick Joseph - '71-72
 Murray, Bill LaDue - '42-43, '47
 Murray, Michael Alan - '71, '73
 Mutch, Jean Michael "Mike" - '83
 Muth, Paul L. - '19
 Myers, Jr., Daniel Durant - '83-84

Neall, William Channing - '66-67
 Negus, Frank C. - '11-12-13
 Neilson, Jr., James Alexander - '46
 Nelson, Chris Craig - '70-71
 Nelson, Gio - '19
 Nelson, Harold D. - '50
 Nelson, Philip Ford - '69-70
 Nelson, Robert Lewis "Bob" - '74
 Nelson, Wendell Theodore - '46
 Neufeld, Matt - '19-20
 Neumann, Alexander Louis - '66-67
 Neumayr, Preston George - '80-81-82-83
 Neumayr, Thomas Mark - '89-90
 Niestrath, Percy Hansford - '14-15-16
 Noe, David Mark - '83
 Nokelby, Dennis Noel - '64
 Norris, L. Edgar "Bruno" - '25-26
 Nosek, Kevin - '97-98-99
 Nujic, Iggy - '14

O'Brien, John Conlan "Jack" - '47-48
 O'Connor, Brian B. - '95-96
 O'Hara, Jeffrey Lawrence - '87-88
 O'Neal, Michael F. - '95
 O'Quinn, Thomas - '80
 Oehlman, Walter K. "Carl" - '53
 Oestreicher, Derek - '09
 Oliver, III, Robert Marion "Bob" - '87
 Oliver, Vince - '06-07-08-09
 Olson, Mark Lawrence - '72-73, '75-76
 Onyebalu, Michael - '15-16-17-18
 Oswill, Warren Winfred - '46
 Ott, Tyler - '13

Pardini, Robert Andrew - '88
 Park, Jae Hon - '93
 Parker, Franklin L. "Bud" - '52
 Parnell, Harvey Andre - '78-79
 Patterson, Timothy W. - '61-62-63
 Payne, Mark - '08-09-10
 Pehka, Ran - '20-21
 Pepper, Elijah - '19-20-21-22-23-24
 Peres, Alfred J. - '31-32-33
 Perich, Stephen Peter - '76
 Petersen, Frederick G. - '54-55-56-57
 Petersen, Leonard "Pete" - '26
 Petrucci, Vincent Emil - '46-47
 Pfanner, Ernest John - '47
 Pirehm, Henry L. "Hank" - '61-62
 Phair, Walter T. "Wally" - '35
 Phillips, Lawrence Harold "Merc" - '26-27-28

Pinson, Kenneth - '36-37-38
 Platt, Melvin Ray - '73-74
 Porter, Thomas Bishop - '23
 Portz, C.J. - '07-08
 Post, George R. "Andy" - '52
 Powers, Norman Dallas - '46
 Prince, Donald A. - '50
 Printup, Rogers - '16-18-19-20
 Probst, Geoffrey Worth - '89
 Proebsting, Edward Louis - '47-48
 Pruitt, Jesse - '03

Rabedeaux, Jason Harrison - '84-85, '87-88
 Rafiq, Mamoo - '03
 Rahn, William F. "Bill" - '56-57-58
 Ranger, Jacob - '10
 Rasmussen, Phil - '04-05-06
 Rausa, Michael - '00-01
 Raven, Brett Lincoln - '80-81
 Ravenscroft, Marc Mitchell - '92-93
 Reardon, Dayton Thomas - '74-75-76-77
 Redden, Ivan - '37
 Reed, Edward C. - '12
 Reed, Reggie K. - '81
 Reeve, Whitney P. - '18
 Reeves, Charles A. - '22
 Reich, Carl P. - '50-51-52-53
 Reid, Jake - '03
 Reiswig, Todd J. - '83-84-85-86
 Relph, James Erwin - '56-57-58
 Reush, Joseph R. - '20
 Reuter, Eric Michael - '82-83
 Reyneveld, Daniel Cornelius - '80-81-82
 Rhyme, Max W. - '29
 Rice, William T. "Bill" - '61-62, '64
 Richards, Robert Charles - '60-61
 Richardson, III, Leon Darron - '81-82
 Richardson, Kent David - '64-65
 Rien, Nathan - '97
 Riley, Dedrick Anthony - '93
 Ritchart, Josh - '11-12-13-14-15
 Rivers, Angelo Andre - '83-84-85-86
 Robb, John Rockwell - '58-59
 Robbins, Kenneth Wayne - '46
 Robertson, Jack G. - '11
 Robinson, Erik J. - '94
 Rocak, Niko - '23-25
 Rockwell, Jack Ackerman - '46
 Roney, George Ulric - '41-42
 Roscrow, Clarence Robert - '48-49
 Rose, Robert Lee - '83, '85
 Roseman, William Caldwell "Bill" - '57-58-59-60
 Rosenberg, Shanan - '93-94
 Ross, Dante - '97-98-99
 Ross, Jeffrey David - '89
 Rowe, John Stuart "Stu" - '51-52-53
 Rue, Frank - '38
 Russell, Collin - '18-19
 Russell, Dave - '80
 Russi, Timothy Michael - '84

Sachs, Ralph D. "Bob" - '53
 Sadler, Markel - '97
 Salimima, Elmer J. - '20
 Samuels, Michael - '80
 Sanchez, Ryan - '99
 Sanders, Nathan P. - '95-96
 Sandstad, Elton Ralph - '41
 Sartori, Haydn Jack "Mickey" - '28-29
 Saunders, Richard Grigg - '91-92
 Sawyer, Harvey J. - '27
 Sbarbaro, Dennis K. - '64
 Scalmanini, Kenneth Michael - '87
 Scattini, Gregory Mark - '87-88-89-90
 Schafer, Alvin W. - '22-23
 Schaffer, Bruce Leroy - '69-70-71
 Schaffer, Myron Holt "Mike" - '46-47
 Schamberger, Richard Raymond - '46
 Schaper, Stephen Gary - '68-69

Schauer, William James "Bill" - '72-73
 Scherer, Thomas D. - '64
 Schmidt, Kermit R. "Dutch" - '27, '29-30
 Schneider, Siler - '16-17-18-19
 Schultz, Lawrence E. - '22
 Schwall, Joseph - '80
 Schwarz, Ryan - '04-05
 Scofield, Stephen Eric - '83
 Sconyers, Harold W. - '49-50
 Scott, Allan Russell - '31
 Scott, Ewing B. - '17
 Scribner, Jonathan W. - '61, '64-65
 Sens, Dana - '80
 Sentous, Frank L. - '19
 Sevilla, Connor - '24-25
 Seydel, Robert H. "Si" - '27-28
 Shaw, B.J. - '18-19-20-21-22
 Shepard, Leonard Griffin - '73-74-75
 Shepard, Orville G. - '29
 Sherman, George Allen - '42-
 Shore, Owen Esper - '31
 Shorts II, TJ - '18-19
 Shreve, Robert Lee - '25
 Siemering, William H. "Bill" - '28
 Silva, Ryan - '08-09-10-11-12
 Simmons, Bradley James - '85
 Simmons, Goodrich R. - '49
 Simpson, Sanford Leland Lanaki "Sandy" - '77
 Singleton, Keith - '30
 Slater, Colby E. "Babe" - '15-16-17
 Slater, Eugene Lyle - '37-38
 Slater, Russell H. - '62-63-64-65
 Slusser, Kenneth Anthony - '39-40
 Smiley, Frederick M. - '64
 Smith, Floyd Robertson - '63-64-65
 Smith, Lloyd Rice - '41
 Smith, Omari Central - '90-91, '93
 Smith, Russell Prest - '69-70
 Smith, Stephen McIntosh - '89, '91-92
 Smitheram, Edward A. - '31
 Smoot, George Clint - '34-35
 Smrekar, James Richard "Jim" - '73-74
 Snell, Glen Kenneth "Kenny" - '92
 Soekland, Roy Daniel - '38-39-40
 Southworth, Bobby M. - '91
 Spilman, Herbert Arthur - '22-23-24
 Squire, Damion - '19-20-21
 Stabenfeldt, David George - '77
 Stearns, Justin - '02-03
 Steed, Alan Dave - '68-69-70
 Stevens, Carl J. - '31-32-33
 Stevens, George B. - '31-32-33
 Stevenson, Kenneth Eugene - '61-62-63-64
 Stevenson, Michael Edward - '76
 Stever, Edward W. - '29
 Steyskal, Glen A. - '57
 Stilson, Lowell Jasper - '47-48
 Stillwell, Edwin K. - '58-59
 Stone, Richard Lewis "Rich" - '75-76-77
 Stone, William Farrington - '14
 Stonebarger, Frank Clinton - '67-68-69
 Story, William Warren "Bill" - '65-66-67
 Strain, Jerome C. - '22
 String, Roger J. - '36
 Sullivan, David C. - '81-82
 Surface, Jonathan - '97-98
 Surina, John - '98-99
 Sutherland, Robert George - '46
 Sutter, Robert E. - '56
 Swan, James Dennis - '80-81
 Swanson, Carl Alfred - '16
 Sweetman, Francis George "Frank" - '48
 Sypkens, Ryan - '10-11-12-13-14
 Sylvan, Jack Harold - '89, '91-92
 Sylvester, Wayne Peter - '89
 Symes, Ryan - '05

Talt, John Charles - '59-60
 Tamba, Pablo - '24-25
 Tarriba, Manuel E. - '12

Tatom, Bradley Richard "Brad" - '86
 Taylor, Brett Andrew - '77-78
 Taylor, Dedrique L. - '96
 Taylor, Earl Eugene - '15
 Thackaberry, Jeffrey John - '81-82-83
 Thille, Albert J. - '11-12
 Thomas, Audwin Austin - '76-77-78-79
 Thomas, Clifton Graham - '43
 Thomas, Donald, W. - '60
 Thompson, Darrell - '80
 Thornburg, Vernon - '30
 Thornton, Todd M. - '96-97
 Thurman, Granville B. - '54
 Tiffin, Alex - '11-12
 Timmons, J.C. - '98-99
 Tingus, James G. - '55
 Toth, Kevin - '08-09
 Towne, Willis J. - '31

Uchishiba, George M. - '57
 Underwood, David Mark - '69-70-71
 Underwood, Jonah - '19
 Untermann, Thomas Ernest - '67

Van Der Veer, Shem J. - '94-95
 Van Duzer, Roger Vincent - '48
 Van Fleet, Edward R. - '31-32
 Van Horn, Philip Gerald - '57-58-59
 Vanos, Peter William - '88-89, '90-91
 Vasquez, Kevin Scott - '93-94-95
 Verigin, Steve William - '78
 Verona, Michael Robert - '83
 Viotti, Robert Charles "Bob" - '78
 Visman, Jr., Carl Bernard - '47-48-49
 Visman, Michael Carl - '70-71
 Viviano, Salvatore J. "Sam" - '57-58-59
 Vlasic, Christopher M. - '95-96-97-98
 Vioschi, Stephen Firman - '66
 Vukovich, William V. - '63

Wager, Harry W. - '34
 Wagner, Bob - '79
 Wagner, Eric - '03
 Wallis, Elton L. - '27-28
 Ware, III, Thomas E. - '89-90-91
 Warmerdam, Ari - '04-05-06-07
 Wasserburger, John Joseph - '59-60-61
 Waters, John R. - '20
 Watson, Frank H. - '18, '20
 Watson, Micah Joel - '93-94
 Watson, Paul H. - '31
 Weaver, Lester G. - '52
 Weber, Andrew John - '92-93
 Wehrfritz, George E. - '82
 Weir, Wilbur W. - '29
 Welch, Julian - '10
 Welch, Kenneth Robert - '77-78-79
 Weldon, Joseph A. - '12
 Wetmore, Elbert Lewitt - '23-24
 Wetmore, Ernest Lubbe - '49-50-51-52
 Wetmore, William Brown "Bill" - '49-50-51-52-53
 White, Lawrence - '16-17
 Wilkinson, Rollin Larry - '55-56-57
 Williams, Jay Charles - '88
 Wilson, Charles B. - '52
 Wilson, Earl E. - '13
 Wilson, John H. - '53-54
 Wilson, Jr., Donald A. - '18
 Wilson, Todd Adair - '91-92
 Wilson, Todd M. - '62-63-64
 Wolber, David Wayne - '85-86
 Wolfe, Peter Augustus - '72-73
 Wood, Gordon Jesse - '58
 Wood, Thomas Michael - '68-69-70
 Workman, Danny - '00-01-02-03
 Wrenn, Francis Farrell - '25-26
 Wright, Carol Willard - '13-14
 Wright, Timothy - '75
 Wyse, Brent - '99-00-01-02

ALL-TIME LETTERWINNERS

1912-Present

Yoshikawa, Danny S. - '95-96
Young, Gordon Phillip - '43, '47-48-49
Young, Howard - '75
Young, John Melvin - '41

Zabel, Darin Robert - '89-90-91
Zall, Samuel - '34

CAL AGGIE ATHLETICS HALL OF FAME

The UC Davis Athletic Hall of Fame was established in 1980 to provide special recognition for outstanding accomplishment in intercollegiate athletics.

To be considered for the Hall of Fame, a participant must have competed with unusual distinction in an intercollegiate sport for at least two seasons, achieved recognition at the conference, regional or preferably national levels, and achieved this accomplishment in a manner the exemplifies the UC Davis concept of a student-athlete.

Furthermore, a five-year period must elapse from the most recent participation in athletics before a student-athlete becomes eligible for induction.

There are 25 men's basketball players and coaches enshrined in the UC Davis Athletic Hall of Fame.

Inductee	Participated	Inducted
Ray E. Crawford, Jr.	1969-72	1980
Colby E. "Babe" Slater	1914-17	1980
Herb Spilman	1921-24	1980
Alan Budde	1964-68	1981
Stephen Chorak	1936-40	1981
Guy T. Leggitt	1936-40	1982
Mark L. Olson	1972-76	1982
Wayland S. Conrad	1936-39	1983
Roy D. Soekland	1937-40	1983
A. Bernard Dobbas	1932-36	1984
James M. Dobbins	1934-38	1984
Clarence Lapp	1932-35	1984
Audwin A. Thomas	1976-79	1986
Preston G. Neumayr	1979-83	1990
Tim Indart	1960-63	1991
Bob Hamilton (coach)	1963-89	1994
Jason H. Rabedeaux	1983-88	1995
George Stromgren (coach)	1936-57	1996
John Frost	1964-68	1998
Matt Cordova	1987-91	1999
Joe Carlson (coach)	1962-67	2000
Mike Lien	1977-79	2001
Angelo A. Rivers	1982-86	2006
Dante Ross	1996-99	2007
Jason Cox	1996-00	2011
Corey Hawkins	2012-15	2021
Bob Williams (coach)	1990-98	2022



Herb Spilman



Clarence Lapp




Guy Leggitt



Tim Indart



Alan Budde




John Frost




Mark Olson



Audwin Thomas



Mike Lien



Preston Neumayr



Jason Rabedeaux




Dante Ross



George Stromgren



Joe Carlson



Bob Hamilton

THE UNIVERSITY CREDIT UNION CENTER

Formerly known as Recreation Hall, the home of Aggie Basketball ranks as one of the largest on-campus basketball facilities in Northern California. The arena opened to the sport in the 1977-78 season and has been home to all the excitement of Aggie basketball since.

On Dec. 9, 1995, the basketball floor inside the Pavilion was renamed Hamilton Court, in honor of former men's basketball coach Bob Hamilton, who passed away just days prior to the ceremony.

The University Credit Union Center (UCUC) was built with funds allocated by the students themselves. It still provides the student body, staff, faculty and the community with a superb and diverse recreational facility. In the spring of 2004, the neighboring Activities & Recreation Center (ARC) opened its doors, offering an even wider variety of opportunities.

The arena has undergone recent renovations as part of the Facilities And Campus Enhancement (F.A.C.E.) Initiative.

The UCUC underwent another major overhaul in the fall of 2009 when a new seating system with wider aisles was installed. Portions of the formerly continuous concrete wall were removed to allow access from the arena-level seating to the concourse. Other improvements include a new speaker system and more noticeable – a portable maple playing surface atop a multipurpose floor.

The first official basketball game ever played in the UCUC was on Nov. 26, 1977, when 2,600 watched the Pacific beat the Aggies, 78-69.

Intercollegiate teams that also use the UCUC include the Aggie women's volleyball and women's gymnastics teams. Additionally, the UC Davis wrestling team once called the UCUC its home; wrestlers also use the arena for tournaments and key dual matches, including a January 2005 showdown with national powerhouse Iowa.

The UCUC has served as the site for a number of postseason championships, including the USA Gymnastics Collegiate National Championships, the Pacific-10 Conference Wrestling Championships, numerous NCAA West Region tournaments for men's and women's basketball and volleyball.

In addition to collegiate athletics events, the California Interscholastic Federation and the Volleyball Festival have held their respective championship events on Hamilton Court.

The UCUC has also hosted numerous concerts and entertainment events. Acts that visited the Pavilion include Bob Dylan, Steve Miller Band, Ke\$ha, Drake, comedian Bill Maher, TeenMania ministries and World Wrestling Entertainment. Both the Sacramento Kings and the Golden State Warriors held preseason games on Hamilton Court.

Furthermore, The UCUC serves as the venue for the university's annual commencement ceremonies.

For basketball, the UCUC can seat more than 6,100. Both the men's and women's basketball teams have set program attendance records, throughout the Division II era, as part of the department's annual "Break The Record Night" promotion.

Although the all-time attendance record of 7,926 is no longer attainable in the current configuration, the Aggie marketing and promotions office continues to find ways to pack the UCUC.



On March 7, 2013, a packed crowd watched UC Davis host Long Beach State in the program's inaugural ESPN home broadcast as a Division I program.

TOP CROWDS

MEN'S GAMES (5,000+)

	Att.	Opponent	Date	Result
1.	7,926	Chico State	1/23/99*	W, 102-71
2.	7,860	Chico State	1/31/98*	W, 86-67
3.	7,410	Cal State San Bernardino	1/5/02*	L, 68-60
4.	7,199	Sonoma State	1/28/00*	W, 68-57
5.	7,056	San Francisco State	2/1/97*	W, 81-50
6.	7,022	Chico State	1/27/96*	W, 90-75
7.	6,588	Cal State Bakersfield	1/10/04*	W, 59-50
8.	5,873	Long Beach State	2/25/17	W(ot), 75-71
9.	5,776	Oregon State	12/7/07	L, 73-59
10.	5,670	Long Beach State	3/7/13	L, 77-76
11.	5,386	Stanford	12/4/05	W, 64-58
12.	5,317	Cal Poly	1/31/15	W(ot), 81-78
13.	5,210	Sacramento State	1/30/91*	W, 89-71
14.	5,089	Long Beach State	1/10/15	W, 73-67
15.	5,047	Sacramento State	2/23/88	L, 92-78

WOMEN'S GAMES (2,000+)

	Att.	Opponent	Date	Result
1.	5,873	UC Santa Barbara	2/15/17	W, 70-61
2.	4,712	UConn	11/14/14	L, 102-43
3.	4,675	Chico State	1/23/99*	W, 71-69
4.	4,615	Chico State	1/31/98	W, 85-65
5.	4,549	Chico State	1/27/96*	W, 57-54
6.	3,914	Cal State Bakersfield	1/10/04*	L, 85-78
7.	3,870	San Francisco State	2/1/97*	W, 67-47
8.	3,574	Cal State Fullerton	1/28/17	W, 59-39
9.	3,214	Cal Poly Pomona	1/11/03*	W, 87-78
10.	3,089	Cal State San Bernardino	1/5/02*	W, 67-61
11.	2,910	Sacramento State	1/30/91	W, 69-63
12.	2,612	Stanford	11/30/12	L, 87-38
13.	2,607	UC Irvine	2/11/17	W, 62-42
14.	2,477	Pacific	3/9/13	L, 59-54
15.	2,459	Pacific	2/2/08	W, 58-54
16.	2,200	San Francisco State	2/24/89	W, 69-30

* - Break the Record Night

Aggies played in Hickey Gym until 1977-78 season