

'23-24 UC DAVIS WOMEN'S BASKETBALL RECORD BOOK

2022-23 INFO

Quick Facts	1
Head Coach Jennifer Gross	2-3
Associate Head Coach Joe Teramoto	4
Assistant Coach Pele Gianotti	5
Assistant Coach Matt Klemin	6
Rosters & Support Staff	7

2022-23 PLAYER CAPSULES

Player Information	8-10
--------------------------	------

2021-22 RECAP

Season Results	11
Individual Statistics	12
Points/Rebounds/Assists	13
Team Game-by-Game Statistics	14
Big West Conference Recap	15-17

PROGRAM HISTORY

Individual & Team Records	18-19
Individual Top 10 Lists	20
Single-Season Individual Top 10 Lists	21
Single-Game Top 10 Lists	22
Single-Quarter & Overtime Records	23
Division I Individual Career Lists	24
Division I Individual Single-Season Lists	25
Division I Individual Single-Game Records	26
Division I Team Single-Game Records	27
Division I Postseason Records	28
Year-by-Year Leaders	29
Year-by-Year Records	30
Year-by-Year Scores	31-38
Postseason History	39
All-Time Series Histories	40-46
Series Records by Conference	47-49
All-Time Award Winners	50-51
All-Time Letterwinners	52-53
Cal Aggie Athletics Hall of Fame	54
The Pavilion	55

PROGRAM QUICK FACTS

School: University of California, Davis (UC Davis)
Address: One Shields Avenue
 Davis, Calif. 95616
Established/Founded: 1905/1908
Enrollment: 39,152 (Fall 2018)
Nickname: Aggies
Colors: Blue & Gold
National Affiliation: NCAA Division I
Conference: Big West Conference
Home Facility (Capacity): University Credit Union Center (6,003)

Chancellor: Gary S. May
Director of Athletics: Rocko DeLuca
Chief Financial Officer: Anissa Nachman
Senior Associate A.D., Compliance Services/SWA: Katherine Zedonis
Senior Associate A.D., Sports Administration: Josh Flushman
Senior Assoc. A.D., Facilities, Operations & Capital Projects: Maggie Fenton
Associate A.D., Development & Alumni Engagement Liz Martin
Associate A.D., External Relations: Danielle Shank
Associate A.D., Leadership and Professional Development: ... Mchael Lorenzen
Executive Director for Athletics Diversity, Equity & Inclusion: TBA
Faculty Athletic Representative: Dr. Scott Carrell
Assistant A.D., Sports Performance: Jeff Bourque
Assistant A.D., Facilities & Events: Ella Forrest
Assistant A.D., Student-Athlete Outcomes: Laura Goldhammer
Assistant A.D., Equipment Operations: Robert Jones
Assistant A.D., Compliance Services: Erica Monsegue
Assistant A.D., Development: Rob Norris
Assistant A.D., Sports Medicine: Tina Tubbs, MS ATC
Assistant A.D., Video & Multimedia Services: Sam Wojtalewicz
EVO Program Manager: Tianna Diaz

Head Coach Jennifer Gross (UC Davis '97)
Years 12th Year
Phone (530) 979-1549
Email jrgross@ucdavis.edu
Career Record 217-140 (.607) (12 years)
UC Davis Record Same
Big West Conference Record 127-64 (.665) (12 years)

Associate Head Coach Joe Teramoto (Cal Poly '02)
Email jteramoto@ucdavis.edu
Assistant Coach Vicki Baugh (Tennessee '12)
Email vbaugh@ucdavis.edu
Assistant Coach Matt Klemin (Cal Poly '05)
Email mtklemin@ucdavis.edu
Dir. of Basketball Operations Pele Gianotti (UC Davis '18)
Email pmgianotti@ucdavis.edu
Administrative Assistant Therese Cardinet (UC Davis '82)
Athletic Trainer Lisa Varnum

2022-23 Overall Record 16-14 (.533)
2022-23 Big West Record 12-7 (.632)
2022-23 Home / Road / Neutral Record 7-6 / 8-5 / 1-3
2022-23 Big West Regular Season Finish 4th Place
2022-23 Big West Tournament Finish Quarterfinalists (0-1)
 L, 70-36 vs. UC Santa Barbara (Quarterfinals)

2022-23 Letterwinners Returning / Lost 10 / 3
2022-23 Starters Returning / Lost 4 / 1
Redshirts Returning 2
Newcomers (Transfers) 3 (1)

PROGRAM HISTORY

First Year of Division I 2007-08
All-Time Division I Record 276-176 (.611)
All-Time Big West Record 168-87 (.661)
Big West Regular Season Titles 6 (2010, 2017, 2018, 2019, 2020, 2021)
Big West Tournament Titles 3 (2011, 2019, 2021)
NCAA Division I Tournament Appearances 3 (2011, 2019, 2021)
NCAA Division I Tournament Record 0-3
WNIT Appearances 5 (2008, 2010, 2012, 2017, 2018)
WNIT Record 5-5
NCAA Division II Tournament Appearances 12
NCAA Division II Tournament Record 12-12

'23-24 UC DAVIS COACHING STAFF



JENNIFER GROSS

Head Coach
13th Year
20th Year Overall at UC Davis
UC Davis '97

As a player, she set school records and became one of the greatest point guards to ever don an Aggie uniform. As an assistant and associate head coach, she turned UC Davis into an immediate force in the Big West Conference by implementing one of the most difficult offensive schemes in the game. In her 12 seasons as head coach, Jennifer Gross has continued the tradition of excellence instilled in her throughout her entire Aggie career.

The first women's basketball coach in the history of the Big West to win five consecutive coach of the year awards (2017, 2018, 2019, 2020, 2021) — standing behind only Mark French in the number of career coach of the year awards after French won the honor seven times with UC Santa Barbara — and a finalist for the WBCA National Coach of the Year in 2018, Gross enters her 12th season at the helm of her alma mater in 2021-22, guiding UC Davis to 201 wins over the last 10 years.

As a result, Gross signed a contract extension in May of 2021 that could keep her on the UC Davis sidelines for the next decade, inking a five-year deal that runs through the 2025-26 season and includes five years of addition automatic renewals beginning in 2026-27. That would keep Gross at her alma mater through the 2030-31 season, marking the longest contract ever given to a UC Davis head coach in the history of the department.

Her 217 victories ranks second in school history and fifth on the league's all-time list, while her 127 conference wins are seventh in the Big West annals.

Meanwhile, the five straight regular season titles from 2017-2022 make UC Davis one of only four active schools to have won at least that many along with UConn (seven in the American Athletic Conference, one in the BIG EAST), Baylor (11 in the Big 12), and Gonzaga (five in the West Coast Conference).

Gross has also never shied away from competing against challenging opponents, scheduling 14 games against top-25 teams. UC Davis has faced the consensus No. 1-ranked team in the nation three times and hosted 11-time national champion UConn at The Pavilion in front of a record-setting crowd in 2014. Under Gross, the Aggies have notched six wins over "Power Five" teams, including five over Pacific-12 Conference opponents, while her five postseason wins in the Women's National Invitation Tournament are the most of any school in the history of the Big West.

Since taking over as head coach full-time in October of 2010, the Aggies have

been perennial postseason participants with Gross at the helm, extending their seasons five times in her 10 campaigns — including four of the last five years from 2017-21, with the run interrupted only by the COVID-19 pandemic that canceled the 2020 postseason with UC Davis holding the No. 1 seed heading into the semifinals of the Big West Tournament.

All told, since returning to her alma mater in 2004-05, Gross has helped establish the foundation of UC Davis' successful transition to the Division I level, helping lead the Aggies to 299 victories as an assistant, associate, and head coach, three berths in the NCAA Division I Tournament (2011, 2019, 2021), five berths in the Women's National Invitation Tournament (2008, 2010, 2012, 2017, and 2018), and a .589 (299-209) winning percentage, in 17 seasons on the sidelines.

UC Davis' dynastic run continued in 2021-22, persevering through the COVID-19 pandemic and a two-month lay-off from competition to claim its fifth consecutive Big West regular season title — and the program's sixth overall — on the road at Hawai'i, before heading to Las Vegas and running the table, defeating Cal State Fullerton, the Rainbow Wahine, and UC Irvine, en route to its second consecutive tournament title and NCAA Tournament berth.

Becoming the sixth program in league history to win at least three Big West Tournament titles, the Aggies became the first repeat tournament champion since 2014-15 and became the first team to appear in three straight tournament championship games since UC Santa Barbara accomplished the feat from 1997-2009.

Led by Big West Player of the Year and tournament Most Valuable Player Cierra Hall, Big West Defensive Player of the Year Sage Stobbert, and all-conference honorees Mackenzie Trpcic and Kayla Konrad, UC Davis finished the not-so-ordinary 2020-21 season 13-3 overall and 9-1 in conference play.

The Aggies were then seeded No. 12 in the postseason — the highest-ever NCAA Tournament seed in the program's Division I history and the highest for a Big West school since 2004 — facing off against No. 5-seeded Missouri State in the opening round in San Antonio. It marked the program's eighth postseason appearance in 14 years as a Division I program.

In 2019-20, Gross led the Aggies to 17 wins and their fourth consecutive Big West title — the first conference school to win outright back-to-back-to-back-to-back regular season titles since UC Santa Barbara in 1996-05 — before the year was prematurely ended due to the COVID-19 pandemic.

A year earlier, the UC Davis alumna led her team to its third consecutive Big West regular season title, a Big West Tournament championship, and the program's second-ever NCAA Division I Tournament berth in 2019. At one point, UC Davis won 16 consecutive games — the third-longest single-season winning streak in the history of the program, and the longest since a Gross-led Aggie squad won 20 straight from Dec. 28, 1996, to March 19, 1997.

Before that, UC Davis finished off a record-setting 2017-18 season by winning 28 games — the second-highest total in the history of the program — and making an appearance in the "Elite Eight" of the WNIT in 2018, setting or tying 10 different school single-season team records, earning the program's first-ever vote in the Associated Press Top 25 on Feb. 26, and rank among the top 50 in the NCAA in 12 different categories.

That followed a 25-win season — its first since the 2011 campaign that ended in the NCAA Tournament — a conference regular season crown, and a trip to the "Sweet 16" of the WNIT in 2017.

Gross became the program's offensive coordinator when she returned to UC Davis, implementing a Princeton-style offense. Using the fundamentals of sharp



'23-24 UC DAVIS COACHING STAFF

cuts, smart passes, and an unprecedented level of teamwork, the Aggies have been able to give opponents fits with their precision and execution. That has paid off as UC Davis has led the league in field goal percentage in six of the last eight seasons (finishing second in 2016 and 2020) and paced the Aggies to the top of the three-point shooting charts six times in the last seven seasons in 2015, 2017, 2018, 2019, 2020, and 2021.

During her tenure, Gross has coached a total of 13 All-Big West first team selections, eight second team honorees, and eight honorable mention choices, as well as 10 Big West all-tournament selections, eight Big West All-Freshman Team members, one Big West Freshman of the Year, and four Big West All-Defensive Team honorees. In 2019, Big West Player of the Year Morgan Bertsch became the first UC Davis player to be drafted into the WNBA, selected by the Dallas Wings in the third round with the 29th overall pick, after setting the school's scoring record and finishing her career ranked third all-time in the history of the Big West with 2,422 career points.

In 2018, three of her charges reached the 1,000 career point milestone in biomedical engineering major Bertsch (only the fourth junior in the history of the program to accomplish the feat), political science major Pele Gianotti, and psychology major Rachel Nagel. Gianotti finished 11th on the all-time scoring list with 1,222 at the time of her graduation, while Nagel was 18th with 1,077. In 2023, Evanne Turner became the fourth Aggie to reach the 1,000-point milestone under Coach Gross. She now sits at 12th on the all-time scoring list.

Bertsch, who led the team in scoring during all four of her collegiate seasons and became the first Aggie player to lead the Big West in scoring at 23.6 ppg as a senior, finished her career by setting 11 new career marks — including the most points ever by a UC Davis basketball player, male or female, with 2,422 — 11 single-season records, and four more single-game records. She ended her career ranked third on the league's all-time scoring list.

Coaching at one of the nation's top public academic institutions, Gross has been the recruiting coordinator for the Aggies since her arrival in 2004 and, as a former three-year CoSIDA Academic All-District VIII honoree, Gross knows what it takes to athletically and academically succeed at UC Davis.

Off the court, and in the classroom, the Aggies have shined. Dani Nafekeh was honored as the winner of the university's W.P. Lindley Award as the outstanding scholar-athlete of the year, as well as being named the school's Big West Female Scholar-Athlete of the Year, in 2017, and a CoSIDA Academic All-District second team honoree in 2018.

In 2019, Bertsch was named the co-winner of the school's Hubert Heitman Award as the top female student-athlete, sharing the honor with track and field's Erinn Beattie.

Gross' student-athletes have gone on to earn a total of 48 Big West All-Academic Team citations while graduates of the program have launched into a variety of professional careers. Many alumnae keep in regular touch with Gross and the staff, following the team closely, and act as resources for the current student-athletes to help them in their future endeavors.

In addition, a number of Gross' former student-athletes have gone on to professional playing careers in Europe, including Gianotti, who won a league championship with her USC Heidelberg BasCats to earn a promotion to the top division in Germany in 2019, and Fipps, who enjoyed an all-star career with the Lakeside Lightning in Australia following a stint in Portugal.

After spending time in training camp with the Dallas Wings, Bertsch returned to Davis and graduated with her degree in biomedical engineering before embarking on award-winning stops with powerhouse Sparta&K Vidnoe in the Russian Professional Basketball League — a circuit that has hosted such big names as Breanna Stewart, Brittany Griner, Diana Taurasi, and Sue Bird — and Pszczolka AZS-UMCS Lublin in Poland, earning her a training camp invite with the WNBA's Connecticut Sun in 2021.

She is one of a number of Gross' proteges who have gone on to professional careers overseas including: Pele Gianotti (Germany and Luxembourg), Katie Toole (Spain), Nina Bessolo (Greece), Sophia Song (Great Britain), Sydnee Fipps (Portugal and Australia), Alyson Doherty (Germany), Celia Marfone (Germany), Kelsey Harris (Germany), and Brianna Salvatore (Switzerland).

As a student-athlete from 1993-97 at UC Davis, Gross set school records for career assists (448), steals (300) and three-pointers (163). Additionally, she ranks 10th all-time at UC Davis in career scoring, compiling 1,243 points. As a senior, Gross led the Aggies to a school-record 29-3 mark and the school's first appearance at the Division II Elite Eight tournament. UC Davis finished third at the national tourney, beating Bentley in the consolation final. For her part, she won Kodak All-America honorable mention honors and was selected to the Northern California Athletic Conference first team for the second time. However, perhaps her finest achievement was her participation in 101 victories during her four-year career, the winningest span in program history.

Gross graduated from UC Davis in 1997, earning her bachelor's degree in organizational studies. She earned her master's degree in Sports Coaching from the United States Sports Academy in 2008. After her collegiate career, Gross went on to play professionally in Denmark (July 1997-April 1998) and Israel (July-December 1998). She was inducted into the Cal Aggie Athletics Hall of Fame in 2003.

Gross married UC Davis associate head coach Joe Teramoto in 2010 when they were both assistants on former coach Sandy Simpson's staff. The couple has a son, Joshua, and a daughter, Amelia.



JENNIFER GROSS AT UC DAVIS

Year	Pos.	Overall	Conf.	Postseason
2004-05	Asst. Coach	9-18	--	not eligible
2005-06	Asst. Coach	16-12	--	not eligible
2006-07	Asst. Coach	13-16	--	not eligible
2007-08	Asst. Coach	19-12	9-3 (2nd)	WNIT 1st Rd.
2008-09	Assoc. HC	11-18	7-9 (5th)	BWT 1st Rd.
2009-10	Assoc. HC	21-11	11-3 (1st)	WNIT 1st Rd.
2010-11	Assoc. HC	24-9	10-6 (4th)	NCAA 1st Rd.
2011-12	Head Coach	17-13	9-7 (4th)	WNIT 1st Rd.
2012-13	Head Coach	12-18	7-11 (7th)	BWT 1st Rd.
2013-14	Head Coach	15-16	9-7 (t4th)	BWT QF
2014-15	Head Coach	15-16	8-8 (t5th)	BWT SF
2015-16	Head Coach	19-13	10-6 (4th)	BWT Finals
2016-17	Head Coach	25-8	14-2 (1st)	WNIT 3rd Rd.
2017-18	Head Coach	28-7	14-2 (1st)	WNIT QF
2018-19	Head Coach	25-7	15-1 (1st)	NCAA 1st Rd.
2019-20	Head Coach	17-12	12-4 (1st)	None*
2020-21	Head Coach	13-3	9-1 (1st)	NCAA 1st Rd.
2021-22	Head Coach	15-13	8-8 (7th)	BWT SF
2022-23	Head Coach	16-14	12-7 (4th)	BWT QF
Head Coach 12 years		217-140	127-64	
Overall 18 years		330-236	164-85	

'23-24 UC DAVIS COACHING STAFF



JOE TERAMOTO

Associate Head Coach
18th Year
Cal Poly '02

With nearly two decades worth of experience on the sidelines with the UC Davis women's basketball program, Associate Head Coach Joe Teramoto enters his 18th season with the Aggies in 2023-24, serving as the team's "defensive coordinator" and focusing on post player development, while working with all facets of the program.

A member of one of the longest-tenured women's basketball coaching staff in Division I, Teramoto joined the UC Davis staff in June of 2006, and has helped guide the program to perennial postseason success as the Aggies have extended their season with NCAA Tournament (2011, 2019 and 2021) or Women's National Invitation Tournament berths (2008, 2010, 2012, 2017, and 2018) in eight of the school's 14 Division I campaigns. The Aggies have laid claim to each of the last five Big West Conference regular season titles and back-to-back league tournament crowns in 2019 and 2021.

Over the last seven years, UC Davis has won 142 games, including three seasons of 20-or-more wins as well as 25 victories and the program's second-ever berth in the NCAA Tournament in 2019, taking on second-seeded Stanford in the first round. Prior to that, the Aggies racked up 28 wins (a program Division I record and the second-highest single-season total in school history) and advanced to the "Elite Eight" of the WNIT — the furthest any Big West school has advanced in that tournament — in 2018, and made an appearance in the WNIT "Sweet 16" following a 25-win season in 2017.

Enduring a pandemic shortened 2020-21 campaign that saw UC Davis endure a two-month layoff from competition, Teramoto helped guide the Aggies to another Big West "double," claiming both the regular season and tournament titles en route to earning a No. 12 seed in the NCAA Tournament -- the highest ever for the program and the highest for a Big West school since 2004.

In conference play, UC Davis has been the "queens of the court," posting a 64-10 league record during its back-to-back-to-back-to-back-to-back title run and winning 10-or-more games in Big West action in five of the last six seasons.

Working on developing UC Davis' inside presence, Teramoto has helped produce some of the top post players in school history, including four-time All-Big West selection — and 2019 Big West Player of the Year — Morgan Bertsch, who became the first Aggie ever to be drafted by a WNBA team in 2019 when she was selected in the third round (29th overall) by the Dallas Wings.

Bertsch, who led the team in scoring during all four of her collegiate seasons, finished her career by setting 11 new career marks — including the most points ever by a UC Davis basketball player, male or female — 11 single-season records, and four more single-game records.

Meanwhile, Paige Mintun, who led the team in both scoring (13.0 ppg) and rebounding (4.5 rpg) as the Aggies posted 21 wins and claimed their first Big West regular season crown in 2011, paced the Aggies in scoring in each of her final three seasons. In 2021, junior post Sage Stobbart was named the Big West Defensive Player of the Year, setting a school record with nine blocks in a game at Hawai'i and collecting 43 total swats in 16 games to lead the league. Alyson Doherty was named to the Big West All-Freshman Team in her debut, followed that up with three all-conference honors, and ranks seventh on the school's all-time scoring list, while Celia Marfone finished among the top 10 in the Big West in

rebounding in each of her final three collegiate seasons and is tied for sixth all time in career rebounds with 682.

In addition, Ellen Porshneva (2004-07), who became the 12th Aggie to score 1,000 points for her career and ranks ninth on the school's all-time scoring list with 1,251 points, along with Big West Conference Freshman of the Year Lauren Juric (2009-12), were two other posts that flourished under Teramoto's tutelage in the program's Division I infancy.

At the defensive end, Teramoto has helped put together some of the stingiest defenses in school history, including the 2019 squad which led the Big West in scoring defense (57.0 ppg), field goal percentage defense (.339), and three-point percentage defense (.273), while ranking No. 27, No. 5, and No. 16, in the nation in those categories, respectively.

UC Davis has led the league in scoring defense in four of the last five seasons and field goal percentage defense in each of the last five years, with the 56.8 ppg allowed in 2020-21 the lowest for a league leader since UC Santa Barbara allowed just 52.9 ppg in 2012-13, and the .332 field goal percentage defense in 2020-21 standing as the lowest in the history of the league. His defenses have allowed fewer than 63 points per game 11 times in his previous 15 years.

Prior to his arrival at UC Davis, Teramoto served as an assistant coach at Saint Mary's from 2003-06. During his three years with the Gaels, he was involved in all aspects of the program and primarily worked with post players.

Teramoto graduated from Cal Poly in 2002 with a bachelor's degree in biological sciences and a minor in biotechnology. He earned his master's in educational leadership, also from Cal Poly, in 2007. While still in high school and college, Teramoto spent three seasons coaching junior high basketball before moving up for three seasons at San Luis Obispo HS. As the varsity coach in 2002-03, the Tigers finished 22-3 overall and 12-0 in the Pac-5 League.

A native of Concord, Calif., Teramoto prepped at Ygnacio Valley HS where he competed in basketball, water polo, tennis, and swimming, earning 10 varsity letters and graduating as the only student in Warrior history to be named Athlete of the Year and valedictorian in the same year.

Teramoto married UC Davis head coach Jennifer Gross in 2010 when they were both assistants on former coach Sandy Simpson's staff. The couple has a son, Joshua, and a daughter, Amelia.





PELE GIANOTTI

Director of Basketball Operations
3rd Year
UC Davis '18

Head coach Jennifer Gross announced the addition of former standout Aggie Pele Gianotti to the women's basketball coaching staff as an assistant coach ahead of the 2022-23 season.

She was recently named Director of Basketball Operations ahead of the 2023-24 season.

During her four-year collegiate career as an Aggie, Gianotti never missed a game from freshman to senior season, breaking Samantha Meggison's school record (123) and breaking Gross' mark for consecutive games played (119). Gianotti played the second-most minutes of any Aggie ever (1,020). She was named All-Big West Conference three times.

In her senior season where she also earned 2018 Big West Conference All-Tournament Team recognition, Gianotti helped the Aggies to Division I program record 28 wins while leading the team in rebounding (5.7 rpg) and ranking second on the team in scoring (11.0 ppg).

The 5-foot-11 forward, who was a driving force for the Aggie offense and defense, became the 19th player to reach 1,000 career points at UC Santa Barbara on Jan. 18, 2018, and finished her career ranked 11th on the all-time scoring list. Gianotti also wrapped up her career ranked 10th on the all-time rebounds list at 616.

Overseas, Gianotti played 65 games across four seasons with three different teams – Heidelberg, T71 and most recently, the Rheinland Lions. In four years, Gianotti won three league championships, two in Germany and one in Luxembourg.

The native of Myrtle Creek, Ore. graduated from UC Davis in 2018 with a bachelor's degree in political science.

VICKI BAUGH

Assistant Coach
1st Year
Tennessee '12

Former WNBA player and Sacramento native, Vicki Baugh, will joined Head Coach Jennifer Gross' staff as an assistant coach ahead of the 2023-24 season.

Baugh graduated from Sacramento High School in 2007, selected that year as a First Team All-American by USA Today, Parade Magazine, EA Sports, and McDonald's. As a senior, she averaged 17.6 points, 12.2 rebounds, 2.9 assists, 2.1 steals, and 3.4 blocks per game, leading the Dragons to a 29-4 record and the Northern California Division III final.

The Sacramento native was a standout for the University of Tennessee, reaching the NCAA Tournament in all four of her playing seasons with the Lady Volunteers. She won a national championship with the squad in the 2007-08 season before battling injuries for the next two years. Baugh battled back to enjoy an excellent end to her collegiate career, leading her team to back-to-back SEC titles and Elite Eight finishes in the NCAA Tournament. In her senior season, Baugh capped off her career in the college ranks by leading the Lady Vols in shooting percentage.

Baugh ascended to the professional level when she was drafted in the 3rd round (25th overall) of the 2012 WNBA draft by the Tulsa Shock. She spent two years with the Shock, playing 67 games across the 2014 and 2015 seasons before joining the San Antonio Stars in 2016.

Baugh then took her talents overseas, enjoying stints in South Korea and Europe from 2017 to 2022 before moving on to her coaching career.

'23-24 UC DAVIS COACHING STAFF



MATT KLEMIN

Assistant Coach
13th Year
Cal Poly '05

A sideline veteran with coaching experience at nearly every level, Assistant Coach Matt Klemm enters his 13th season as a member of the UC Davis women's basketball coaching staff in 2023-24, focusing his efforts on skill development, working with the Aggies' guards, opponent scouts, and helping coordinate the program's recruiting efforts.

Klemm joined the UC Davis sidelines prior to the 2011-12 season, and has helped guide the program to perennial postseason success as the Aggies have extended their season with NCAA Tournament (2011, 2019 and 2021) or Women's National Invitation Tournament berths (2008, 2010, 2012, 2017, and 2018) in eight of the school's 14 Division I campaigns, while claiming the last five Big West Conference regular season titles and back-to-back tournament crowns in 2019 and 2021.

Over the last seven years, UC Davis has won 142 games — including three seasons of 20-or-more wins and claiming 25 victories and the program's second-ever berth in the NCAA Tournament in 2019, taking on second-seeded Stanford in the first round. Prior to that, the Aggies racked up 28 wins (a program Division I record and the second-highest single-season total in school history) and advanced to the "Elite Eight" of the WNIT — the furthest any Big West school has advanced in that tournament — in 2018, and made an appearance in the WNIT "Sweet 16" following a 25-win season in 2017.

In conference play, UC Davis has been the "queens of the court," posting a 64-10 league record during its back-to-back-to-back-to-back-to-back title run and winning 10-or-more games in Big West action in five of the last six seasons.

With his assistance, guards Samantha Meggison (2011-12) and Courtney French (2012-13) earned All-Big West Conference honors in his first two seasons, while later helping Kelsey Harris rank among the nation's top three-point shooters during her two seasons as an Aggie, eventually finishing No. 3 in the nation while setting school and conference records in numerous three-point categories in 2014-15.

Sydnee Fipps, a three-time All-Big West Conference first team selection who led the team in scoring for three consecutive seasons, finished her career as the No. 2 scorer in the program's history with 1,636 points, and stands among the top 10 in seven other categories entering the 2018-19 season. She has played professionally overseas in Portugal and Australia, earning WSBL All-Star honors with the Lakeside Lightning in the latter.

Recent graduates Pele Gianotti, a three-time All-Big West selection, and Rachel Nagel, who earned second team honors as a senior, reached the 1,000-point milestone in 2017-18 and both finished among the top 20 in the history of the program in scoring as well as numerous other categories, while guard Kourtney Eaton set the program's career record for assists — a mark that also ranked seventh in Big West history upon her graduation in 2019.

Gianotti embarked on a professional career after graduation, signing with a club in Germany, who Nagel returned to her hometown to coach her high school's varsity team before undertaking graduate school.

Prior to the Aggies, Klemm spent five seasons as an assistant coach in Southern California, spending two years at Vanguard University in Costa Mesa, California, one season at Azusa Pacific, and two more campaigns at California Baptist University in Riverside, California.

A 2004 graduate of Cal Poly, Klemm also spent two seasons as an assistant coach and director of basketball operations for the Mustangs' women's team from 2004-06, helping them to the second round of the conference tournament in his second year.

As an undergraduate, Klemm began his coaching career as an assistant varsity coach and junior varsity head coach at San Luis Obispo HS, while also holding positions at the AAU and middle school levels, as well as an instructor at a number of summer camps.

Klemm earned his bachelor's degree in graphic communications and added a master's degree in education administration from Cal Poly a year later. He and his wife, Lindsay, were married in 2014, and the couple resides in Sacramento with their son, Wyatt, and daughter, Harper.



2022-23 WOMEN'S BASKETBALL ROSTER

NUMERICAL

No	Player	Pos	Ht	Yr	Hometown / Previous School
1	Tess Sussman	F	5-10	Gr.	Needham, Massachusetts / Harvard '22
2	Megan Jones	F	6-3	RJr.	Ayr, Scotland / Charnwood College '19
3	Campbell Gray	G	5-10	RJr.	Tigard, Ore. / Tigard HS '19
4	Nya Epps	G	5-10	Fr.	El Cerrito, Calif. / Carondelet HS '22
10	Lena Svanholm	W	6-6	RSr.	Horsholm, Denmark / Colorado State
13	Sydney Burns	G	5-9	So.	Wilsonville, Ore. / Wilsonville HS '21
14	Tova Sabel	G	5-11	Jr.	Stockholm, Sweden / Penn State '22
15	Evanne Turner	G	5-9	Jr.	Fontana, Calif. / Etiwanda HS '19
20	Makaila Sanders	G	5-9	RSr.	Sacramento, Calif. / Foothill HS '18
23	Victoria Baker	G	5-9	RFr.	Austin, Texas / UC Irvine '22
25	Megan Norris	P	6-3	So.	Menlo Park, Calif. / Sacred Heart Prep '21
33	Mazatlan Harris	F	6-2	So.	San Diego, Calif. / Cathedral Catholic HS '20
41	Bria Shine	G	6-1	So.	Sacramento, Calif. / Christian Brothers HS '20

ALPHABETICAL

No	Player	Pos	Ht	Yr	Hometown / Previous School
23	Victoria Baker	G	5-9	RFr.	Austin, Texas / UC Irvine '22
13	Sydney Burns	G	5-9	So.	Wilsonville, Ore. / Wilsonville HS '21
4	Nya Epps	G	5-10	Fr.	El Cerrito, Calif. / Carondelet HS '22
3	Campbell Gray	G	5-10	RJr.	Tigard, Ore. / Tigard HS '19
33	Mazatlan Harris	F	6-2	So.	San Diego, Calif. / Cathedral Catholic HS '20
2	Megan Jones	F	6-3	RJr.	Ayr, Scotland / Charnwood College '19
25	Megan Norris	P	6-3	So.	Menlo Park, Calif. / Sacred Heart Prep '21
14	Tova Sabel	G	5-11	Jr.	Stockholm, Sweden / Penn State '22
20	Makaila Sanders	G	5-9	RSr.	Sacramento, Calif. / Foothill HS '18
41	Bria Shine	G	6-1	So.	Sacramento, Calif. / Christian Brothers HS '20
1	Tess Sussman	F	5-10	Gr.	Needham, Massachusetts / Harvard '22
10	Lena Svanholm	W	6-6	RSr.	Horsholm, Denmark / Colorado State
15	Evanne Turner	G	5-9	Jr.	Fontana, Calif. / Etiwanda HS '19

Jennifer Gross
Joe Teramoto
Matt Klemm
Stephanie Shadwell
Therese Cardinet
Lisa Varnum

Head Coach, 13th Year (UC Davis '97)
Associate Head Coach, 18th Year (Cal Poly '02)
Assistant Coach, 13th Year (Cal Poly '05)
Director of Operations, 9th Year (UC Santa Barbara '00)
Administrative Assistant, 37th Year (UC Davis '82)
Athletic Trainer

AGGIES BY MAJOR

Agricultural Development (1): Sydney Burns
Anthropology (1): Makaila Sanders
Business Administration (1): Tess Sussman
Communication (1): Megan Jones
Graphic Design (1): Mazatlan Harris
Neurobiology, Physiology & Behavior (2): Campbell Gray, Bria Shine
Pharmaceutical Chemistry (1): Lena Svanholm
Political Science (1): Megan Norris
Psychology (2): Tova Sabel, Evanne Turner
Sociology (1): Victoria Baker
Undeclared (1): Nya Epps

AGGIES BY CLASS

Graduate Student (1): Tess Sussman
Redshirt Seniors (2): Makaila Sanders, Lena Svanholm
Redshirt Juniors (2): Campbell Gray, Megan Jones
Third-year Juniors (2): Tova Sabel, Evanne Turner
Second-Year Sophomores (4): Sydney Burns, Mazatlan Harris, Megan Norris, Bria Shine
Redshirt Freshmen (1): Victoria Baker
Freshmen (1): Nya Epps

PRO-NUN-SEE-AY-SHUNS

#10.....LEE-nuh Svanholm
#15.....EVAN Turner
#20.....muh-KAY-luh SANDERS
#33.....MAWZ-at-lawn Harris
#41.....BREE-uh Shine
AHC.....Joe TAIR-uh-MO-toe
AC.....Matt CLEM-in
ADMIN.....tuh-REESE CAR-din-AY

MISCELLANEOUS

Tallest: Lena Svanholm (6-6)
Shortest: Victoria Baker, Sydney Burns, Makaila Sanders, Evanne Turner (5-9)

* as of the 2022-23 season opener (Nov. 7)



PELE GIANOTTI
Dir. of Operations



Therese CARDINET
Admin. Assistant



Lisa VARNUM
Athletic Trainer

2022-23 PLAYER CAPSULES



#1 TESS SUSSMAN (5-10 | Gr. | Forward | Needham, Massachusetts | Harvard '22 | Business Administration)

2021-22 HIGHLIGHTS...

- Named to the Academic All-Ivy Team
- Picked up a career-high 25 points, along with three assists and two rebounds at Dartmouth (March 4)
- Added six points, six rebounds and three assists at Northeastern (Dec. 19)

CAREER STATS

YR	GP-S	Min.	MPG	FG	FGA	PCT	3PM	3PA	PCT	FTM	FTA	PCT	REB	RPG	A	B	S	PTS	PPG
2018-19	25-0	200	8.0	18	42	.429	7	16	.438	4	4	1.000	33	1.3	20	1	8	47	1.9
2019-20	23-23	626	27.2	66	164	.402	20	71	.282	26	35	.743	123	5.3	49	10	35	178	7.7
2020-21	24-24	692	28.8	76	184	.413	29	89	.326	18	27	.667	103	4.3	50	5	37	199	8.3
TOTALS	72-47	1518	21.1	160	390	.410	56	176	.318	48	66	.727	259	3.6	119	16	80	424	5.9



#2 MEGAN JONES (6-3 | R.Jr. | Forward | Ayr, Scotland | Charnwood College '19 | Communication)

2021-22 HIGHLIGHTS...

- Appeared in 14 games off the bench for the Aggies
- Played in a season-high 14 minutes at Cal Poly on Feb. 14, scoring two points, grabbing three rebounds, and making one block
- Made a three-pointer and grabbed a rebound at UC Irvine on Jan. 6.

CAREER STATS

YR	GP-S	Min.	MPG	FG	FGA	PCT	3PM	3PA	PCT	FTM	FTA	PCT	REB	RPG	A	B	S	PTS	PPG
2019-20	REDSHIRT SEASON																		
2020-21	4-0	8	2.0	0	0	.000	0	0	.000	0	0	.000	2	0.5	1	0	0	0	0.0
2021-22	14-0	61	4.4	3	9	.333	1	5	.200	0	0	.000	7	0.5	2	6	2	7	0.5
TOTALS	18-0	69	3.8	3	9	.333	1	5	.200	0	0	.000	9	0.5	3	6	2	7	0.5



#3 CAMPBELL GRAY (5-10 | R.Sr. | Guard | Tigard, Ore. | Tigard HS '19 | Neurobiology, Physiology & Behavior)

2022-23 HIGHLIGHTS...

- Finished fourth on the team with 57 assists
- Scored a career-high 13 points on March 2 against UC Santa Barbara while going a perfect 6-for-6 from the field
- Dished out a career-high seven assists on Feb. 15 against CSUN.

CAREER STATS

YR	GP-S	Min.	MPG	FG	FGA	PCT	3PM	3PA	PCT	FTM	FTA	PCT	REB	RPG	A	B	S	PTS	PPG
2019-20	29-0	356	12.3	35	83	.422	7	15	.467	19	31	.613	36	1.2	43	5	21	96	3.3
2020-21	3-0	38	12.7	5	12	.417	1	1	1.000	3	3	1.000	2	0.7	3	0	2	14	4.7
2021-22	17-1	169	9.9	5	16	.313	3	9	.333	9	13	.692	16	0.9	18	0	2	22	1.3
2022-23	28-17	453	16.2	22	49	.449	5	14	.357	2	6	.333	29	1.0	57	1	13	51	1.8
TOTALS	77-18	1015	13.2	67	160	.419	16	39	.410	33	53	.623	83	1.1	121	6	38	183	2.4



#4 NYA EPPS (5-10 | So. | Guard | El Cerrito, Calif. | Carondelet HS '22 | Undeclared)

2022-23 HIGHLIGHTS

- Scored in double figures three times, including a season-high 14 points against Cal State Fullerton on Jan. 14
- Dropped 10 points in just 15 minutes of action on her collegiate debut on Nov. 7 against Bethel (KS)
- Poured in 13 points on 5-of-9 shooting with three triples on Dec. 15 against William Jessup.

CAREER STATS

YR	GP-S	Min.	MPG	FG	FGA	PCT	3PM	3PA	PCT	FTM	FTA	PCT	REB	RPG	A	B	S	PTS	PPG
2022-23	29-0	324	11.2	44	108	.407	14	50	.280	15	23	.652	30	1.0	12	0	12	117	4.0
TOTALS	29-0	324	11.2	44	108	.407	14	50	.280	15	23	.652	30	1.0	12	0	12	117	4.0



#10 LENA SVANHOLM (6-6 | R.Sr. | Forward | Hoersholm, Denmark | Colorado State | Pharmaceutical Chemistry)

2021-22 HIGHLIGHTS...

- Appeared in all 28 games for the Aggies, making two starts
- Finished with 5.4 points per game and 3.0 rebounds per game while averaging over 13 minutes per game
- Put up a season-high 16 points in a season-best 25 minutes at UC Irvine on Jan. 6
- Grabbed a season-high seven rebounds against Academy of Art on Nov. 9

CAREER STATS

YR	GP-S	Min.	MPG	FG	FGA	PCT	3PM	3PA	PCT	FTM	FTA	PCT	REB	RPG	A	B	S	PTS	PPG
2020-21	16-0	122	7.6	13	36	.361	2	11	.182	3	3	1.000	23	1.4	2	3	1	31	1.9
2021-22	28-2	383	13.7	63	125	.504	11	25	.440	14	21	.667	84	3.0	14	10	0	151	5.4
TOTALS	44-2	505	11.5	76	161	.472	13	36	.361	17	24	.708	107	2.4	16	13	1	182	4.1

2022-23 PLAYER CAPSULES



#13 SYDNEY BURNS (5-9 | Jr. | Guard | Wilsonville, Ore. | Wilsonville HS '21 | Human Development)

2022-23 HIGHLIGHTS...

- Scored in double figures four times, including a career-high 16-points on Nov. 27 against Pacific
- Led the team in assists with 66 on the year
- Scored 13 points while going 5-of-6 from the field against Washington on Nov. 11
- Dished out five assists on three separate occasions (Nov. 7, Nov. 27, Jan. 19)
- Finished third on the team with 26 steals

CAREER STATS

YR	GP-S	Min.	MPG	FG	FGA	PCT	3PM	3PA	PCT	FTM	FTA	PCT	REB	RPG	A	B	S	PTS	PPG
2021-22	26-26	688	26.5	44	109	.404	16	45	.356	38	52	.731	77	3.0	77	3	21	142	5.5
2022-23	28-11	631	22.5	52	119	.437	14	44	.318	34	51	.667	90	3.2	66	0	26	152	5.4
TOTALS	54-37	1319	24.4	96	228	.421	30	89	.337	72	103	.699	167	3.1	143	3	47	294	5.4



#14 TOVA SABEL (5-11 | Sr. | Guard | Stockholm, Sweden | Penn State '22 | Psychology)

2022-23 HIGHLIGHTS...

- 2023 All-Big West Honorable Mention
- Finished second on the team and 13th in the conference with 11.9 ppg
- Posted 17 games in double-digits including a streak of nine straight games in double figures to finish the season
- Finished with 30+ points on two separate occasions, scoring 30 points on Dec. 19 against Northern Arizona and a career-high 31 points and seven rebounds on Feb. 23 against Cal State Fullerton
- Both 30-point performances earned Big West Player of the Week recognition

CAREER STATS

YR	GP-S	Min.	MPG	FG	FGA	PCT	3PM	3PA	PCT	FTM	FTA	PCT	REB	RPG	A	B	S	PTS	PPG
2022-22	29-14	632	21.8	132	310	.426	51	147	.347	29	43	.674	115	4.0	29	8	11	344	11.9
TOTALS	29-14	632	21.8	132	310	.426	51	147	.347	29	43	.674	115	4.0	29	8	11	344	11.9



#15 EVANNE TURNER (5-9 | Sr. | Guard | Fontana, Calif. | Etiwanda HS '19 | Psychology)

2022-23 HIGHLIGHTS...

- 2023 All-Big West First Team
- Became the first Aggie to lead the Big West Conference in scoring since 2018-19 with her 15.1 ppg
- Recently ascended into 12th on the UC Davis women's basketball all-time scoring list with 1,172 points for her career
- By netting her 196th career three-pointer on Jan. 16 against UC San Diego, she broke the UC Davis program record for three-point field goals
- Scored in double figures 22 times and dropped a career-high 26 points in the Aggies' win over Boise State on Nov. 17
- Led the Big West in three-point field goals (78) and three-pointers-per-game (2.6) and finished 35th nationally in three-pointers-per-game
- Scored 20 or more points eight times during her senior season and finished second on the team with 62 assists and third on the team with 4.0 rpg

CAREER STATS

YR	GP-S	Min.	MPG	FG	FGA	PCT	3PM	3PA	PCT	FTM	FTA	PCT	REB	RPG	A	B	S	PTS	PPG
2019-20	29-13	560	19.3	61	138	.442	41	94	.436	14	23	.609	62	2.1	25	0	14	177	6.1
2020-21	16-16	512	32.0	69	157	.439	37	89	.416	12	17	.706	59	3.7	21	2	10	187	11.7
2021-22	28-28	913	32.6	123	306	.402	73	194	.376	35	39	.897	92	3.3	54	0	30	354	12.6
2021-23	30-30	988	32.9	163	401	.406	78	217	.359	50	58	.862	121	4.0	62	4	32	454	15.1
TOTALS	103-87	2973	28.9	416	1002	.415	229	594	.386	111	137	.810	334	3.2	162	6	86	1172	11.4



#23 VICTORIA BAKER (5-9 | RSo. | Guard | Austin, Tex. | UC Irvine | Sociology)

2022-23 HIGHLIGHTS...

- Appeared in all 30 games in her first season at UC Davis after transferring in from UC Irvine
- Had a knack for drawing fouls and getting to the free throw line, leading the lead in free throw attempts (75) and free throws made (51)
- Scored in double figures three times, including two 16-point showings on Dec. 29 and Jan. 26
- Scored seven points and dished out four assists in her debut on Nov. 7 against Bethel (KS)
- Finished fourth on the team with 23 steals

CAREER STATS

YR	GP-S	Min.	MPG	FG	FGA	PCT	3PM	3PA	PCT	FTM	FTA	PCT	REB	RPG	A	B	S	PTS	PPG
2022-23	30-0	345	11.5	48	116	.414	5	22	.227	51	75	.680	40	1.3	24	7	23	152	5.1
TOTALS	30-0	345	11.5	48	116	.414	5	22	.227	51	75	.680	40	1.3	24	7	23	152	5.1

2022-23 PLAYER CAPSULES



#25 MEGAN NORRIS (6-3 | So. | Center | Atherton, Calif. | Sacred Heart Prep '21)

2022-23 HIGHLIGHTS...

- Named 2022-23 Big West Freshman of the Year
- Named to 2022-23 Big West All-Freshman team
- Posted a double-double on her collegiate debut, scoring a career-high 20 points while collecting 11 rebounds on Nov. 7
- Finished in double figures seven times and enjoyed three games with double-digit rebounds
- Registered her second double-double on Jan 19 against UC Riverside with 14 points and 13 boards

CAREER STATS

YR	GP-S	Min.	MPG	FG	FGA	PCT	3PM	3PA	PCT	FTM	FTA	PCT	REB	RPG	A	B	S	PTS	PPG
2022-23	30-23	588	19.6	81	168	.482	5	23	.217	36	57	.632	166	5.5	33	14	5	203	6.8
TOTALS	30-23	588	19.6	81	168	.482	5	23	.217	36	57	.632	166	5.5	33	14	5	203	6.8



#33 MAZATLAN HARRIS (6-2 | Jr. | Forward | San Diego, Calif. | Cathedral Catholic HS '20 | Animal Science)

2022-23 HIGHLIGHTS...

- Appeared in all 30 games with 17 starts
- Shot 38.0% from the field and finished fourth on the team with a three-point field goal percentage of 34.5%
- Scored a career-high 16 points on Nov. 27 in the Aggies' win over Pacific
- Grabbed 76 rebounds and snatched 15 steals

CAREER STATS

YR	GP-S	Min.	MPG	FG	FGA	PCT	3PM	3PA	PCT	FTM	FTA	PCT	REB	RPG	A	B	S	PTS	PPG
2020-21	15-0	166	11.1	14	41	.341	9	30	.300	8	12	.667	31	2.1	6	3	5	45	3.0
2021-22	27-0	322	11.9	17	47	.362	12	29	.414	6	12	.500	55	2.0	14	2	6	52	1.9
2022-23	30-17	536	17.9	38	100	.380	19	55	.345	15	22	.682	76	2.5	20	3	15	110	3.7
TOTALS	72-17	1024	14.2	69	188	.367	40	114	.351	29	46	.630	162	2.3	40	8	26	207	2.9



#41 BRIA SHINE (6-1 | Fr. | Guard | Sacramento, Calif. | Christian Brothers HS '20 | Neurobiology, Physiology & Behavior)

2020-21 HIGHLIGHTS...

- Appeared in 14 of the team's 16 games, averaging just over three minutes per contest
- Made her collegiate debut in the series opener against UC San Diego on Jan. 22, finishing with three points and two rebounds
- Finished with a season-high four points against Long Beach State (Feb. 13) and Hawai'i (March 12)
- Grabbed a season-high three rebounds against Cal Poly (Feb. 26), adding a pair of steals in six minutes
- Played in a season-high 10 minutes in the series finale against the Beach (Feb. 13)

CAREER STATS

YR	GP-S	Min.	MPG	FG	FGA	PCT	3PM	3PA	PCT	FTM	FTA	PCT	REB	RPG	A	B	S	PTS	PPG
2020-21	14-0	44	3.1	4	8	.500	2	4	.500	8	12	.667	9	0.6	1	1	2	18	1.3
2021-22	15-0	150	10.0	14	35	.400	3	10	.300	2	10	.200	31	2.1	9	0	2	33	2.2
TOTALS	29-0	194	6.7	18	43	.419	5	14	.357	10	22	.455	40	1.4	10	1	4	51	1.8

2022-23 RESULTS

Opponent	Date	Score	Total		3-Pointers		Free throws		Rebounds				PF	A	TO	BLK	STL	PTS	AVG
			FG-FGA	PCT	3FG-3FGA	PCT	FT-FTA	PCT	OFF	DEF	TOT	AVG							
Bethel (KS)	11/07/2022	84-36 W	33-66	.500	8-26	.308	10-15	.667	11	38	49	49.0	11	20	12	2	11	84	84.0
at Washington	11/11/2022	60-82 L	23-49	.469	7-21	.333	7-18	.389	6	17	23	36.0	17	11	19	3	3	60	72.0
Boise St.	11/17/2022	69-62 W	23-58	.397	9-27	.333	14-15	.933	7	25	32	34.7	22	11	13	4	7	69	71.0
vs Sacramento St.	11/22/2022	45-67 L	15-54	.278	1-14	.071	14-24	.583	9	19	28	33.0	20	7	14	0	14	45	64.5
vs Wyoming	11/26/2022	48-67 L	18-58	.310	5-23	.217	7-11	.636	14	20	34	33.2	17	7	11	4	3	48	61.2
at Pacific	11/27/2022	74-68 W	25-61	.410	12-34	.353	12-17	.706	15	32	47	35.5	20	16	21	4	5	74	63.3
at Saint Mary's (CA)	12/03/2022	53-58 L	20-60	.333	6-30	.200	7-12	.583	14	33	47	37.1	19	10	21	3	7	53	61.9
at Gonzaga	12/11/2022	55-73 L	21-50	.420	7-24	.292	6-11	.545	4	26	30	36.3	20	14	19	1	3	55	61.0
William Jessup	12/15/2022	76-30 W	28-63	.444	11-31	.355	9-14	.643	13	45	58	38.7	8	19	17	6	6	76	62.7
Northern Ariz.	12/19/2022	81-83 L	29-63	.460	8-22	.364	15-22	.682	9	29	38	38.6	14	16	13	8	9	81	64.5
Hawaii	12/29/2022	62-70 L	21-58	.362	6-25	.240	14-19	.737	6	30	36	38.4	20	10	12	2	4	62	64.3
at UC Irvine	01/05/2023	38-67 L	13-57	.228	2-23	.087	10-16	.625	13	25	38	38.3	26	7	20	4	5	38	62.1
at CSU Bakersfield	01/07/2023	60-43 W	22-64	.344	11-35	.314	5-11	.455	15	23	38	38.3	14	14	10	4	5	60	61.9
CSUN	01/11/2023	83-73 W	28-55	.509	14-26	.538	13-21	.619	8	26	34	38.0	17	23	12	4	2	83	63.4
at Cal St. Fullerton	01/14/2023	51-67 L	17-54	.315	6-25	.240	11-12	.917	8	20	28	37.3	14	14	16	0	9	51	62.6
UC San Diego	01/16/2023	63-65 L	25-56	.446	5-21	.238	8-12	.667	6	22	28	36.8	8	13	11	2	11	63	62.6
at UC Riverside	01/19/2023	60-48 W	25-48	.521	8-19	.421	2-4	.500	9	36	45	37.2	14	16	25	2	4	60	62.5
at Cal Poly	01/21/2023	74-52 W	30-51	.588	8-20	.400	6-9	.667	6	31	37	37.2	19	23	11	5	4	74	63.1
CSU Bakersfield	01/26/2023	79-57 W	26-55	.473	13-31	.419	14-15	.933	8	26	34	37.1	13	18	12	6	10	79	63.9
Long Beach St.	01/28/2023	45-66 L	16-48	.333	7-24	.292	6-11	.545	9	26	35	37.0	16	12	25	3	4	45	63.0
at Hawaii	02/02/2023	57-47 W	20-51	.392	8-26	.308	9-15	.600	12	33	45	37.3	21	10	15	5	6	57	62.7
UC Riverside	02/09/2023	73-64 W	23-49	.469	9-20	.450	18-24	.750	8	31	39	37.4	14	15	16	5	4	73	63.2
UC Santa Barbara	02/11/2023	64-77 L	24-64	.375	5-25	.200	11-14	.786	11	17	28	37.0	25	8	10	2	7	64	63.2
at CSUN	02/15/2023	71-50 W	28-65	.431	9-30	.300	6-9	.667	16	28	44	37.3	9	16	12	4	7	71	63.5
at UC San Diego	02/20/2023	72-49 W	28-65	.431	13-32	.406	3-3	1.000	7	27	34	37.2	11	14	9	5	8	72	63.9
Cal St. Fullerton	02/23/2023	58-70 L	21-63	.333	9-33	.273	7-9	.778	9	19	28	36.8	21	13	10	3	9	58	63.7
Cal Poly	02/25/2023	70-56 W	25-51	.490	10-26	.385	10-11	.909	7	31	38	36.9	14	15	18	3	4	70	63.9
at UC Santa Barbara	03/02/2023	80-59 W	34-57	.596	9-18	.500	3-3	1.000	10	29	39	36.9	26	13	22	2	6	80	64.5
at Long Beach St.	03/04/2023	65-56 W	24-54	.444	12-26	.462	5-7	.714	8	26	34	36.8	14	15	17	2	6	65	64.5
vs UC Santa Barbara	03/08/2023	36-70 L	13-57	.228	2-16	.125	8-12	.667	10	21	31	36.6	22	4	13	4	8	36	63.5
Total		1906	698-1704	.410	240-753	.319	270-396	.682	288	811	1099	36.6	506	404	456	102	191	1906	63.5
Opponents		1832	622-1655	.376	169-513	.329	419-560	.748	278	763	1041	34.7	476	296	414	63	225	1832	61.1

UC Davis Averages

Games Played	Points/game	FG Pct	3FG Pct	FT Pct	Rebounds/game	Assists/game	Turnovers/game	Assist/Turnover ratio	Steals/game	Blocks/game
36	63.5	41.0	31.9	68.2	36.6	19.5	15.2	0.9	6.4	3.4

2022-23 STATISTICS

Game Records

Record	Overall	Home	Away	Neutral
ALL GAMES	16-14	7-6	9-5	0-3
CONFERENCE	12-7	4-5	8-2	0-0
NON-CONFERENCE	4-7	3-1	1-3	0-3

Team Box Score

No.	Player	Total			3-Point			F-Throw		Rebounds														
		GP-GS	MIN	AVG	FG-FGA	FG%	3FG-3FGA	3FG%	FT-FTA	FT%	OFF	DEF	TOT	AVG	PF	DQ	A	TO	BLK	STL	PTS	AVG		
15	TURNER, Evanne	30-30	988:08	32.9	163-401	.406	78-217	.359	50-58	.862	24	97	121	4.0	71	3	62	57	4	32	454	15.1		
14	SABEL, Tova	29-14	635:31	21.9	132-310	.426	51-147	.347	29-43	.674	37	78	115	4.0	41	0	29	59	8	11	344	11.9		
25	NORRIS, Megan	30-23	594:17	19.8	81-168	.482	5-23	.217	36-57	.632	44	122	166	5.5	58	1	33	45	14	5	203	6.8		
1	SUSSMAN, Tess	30-30	777:19	25.9	70-189	.370	32-102	.314	24-41	.585	27	145	172	5.7	60	0	59	44	7	37	196	6.5		
13	BURNS, Sydney	28-11	635:51	22.7	52-119	.437	14-44	.318	34-51	.667	10	80	90	3.2	50	0	66	67	0	26	152	5.4		
23	BAKER, Victoria	30-0	346:48	11.6	48-116	.414	5-22	.227	51-75	.680	19	21	40	1.3	76	3	24	39	7	23	152	5.1		
4	EPPS, Nya	29-0	321:11	11.1	44-108	.407	14-50	.280	15-23	.652	12	18	30	1.0	24	0	12	23	0	12	117	4.0		
33	HARRIS, Mazatian	30-17	528:32	17.6	38-100	.380	19-55	.345	15-22	.682	25	51	76	2.5	36	0	20	27	3	15	110	3.7		
2	JONES, Megan	30-7	480:20	16.0	28-86	.326	6-38	.158	11-14	.786	25	69	94	3.1	41	0	34	27	56	9	73	2.4		
20	SANDERS, Makaila	28-1	250:52	9.0	20-58	.345	11-41	.268	3-6	.500	16	34	50	1.8	21	0	8	17	2	8	54	1.9		
3	GRAY, Campbell	28-17	441:11	15.8	22-49	.449	5-14	.357	2-6	.333	3	26	29	1.0	28	0	57	40	1	13	51	1.8		
Team											46	70	116				11							
Total		30	6000		698-1704	.410	240-753	.319	270-396	.682	288	811	1099	36.6	506	7	404	456	102	191	1906	63.5		
Opponents		30	6004		622-1655	.376	169-513	.329	419-560	.748	278	763	1041	34.7	476	8	296	414	63	225	1832	61.1		

Score by Periods

Team	1st	2nd	3rd	4th	OT	TOT
UC Davis	474	455	504	473	0	1906
Opponents	456	445	447	484	0	1832

CONFERENCE

Game Records

Record	Overall	Home	Away	Neutral
ALL GAMES	12-7	4-5	8-2	0-0
CONFERENCE	12-7	4-5	8-2	0-0
NON-CONFERENCE	0-0	0-0	0-0	0-0

Team Box Score

No.	Player	Total			3-Point			F-Throw		Rebounds														
		GP-GS	MIN	AVG	FG-FGA	FG%	3FG-3FGA	3FG%	FT-FTA	FT%	OFF	DEF	TOT	AVG	PF	DQ	A	TO	BLK	STL	PTS	AVG		
15	TURNER, Evanne	19-19	608:38	32.0	98-238	.412	48-133	.361	25-28	.893	16	64	80	4.2	43	2	40	32	2	18	269	14.2		
14	SABEL, Tova	18-13	425:14	23.6	89-188	.473	40-100	.400	20-26	.769	24	52	76	4.2	28	0	21	35	7	7	238	13.2		
1	SUSSMAN, Tess	19-19	508:02	26.7	52-131	.397	27-76	.355	16-27	.593	15	94	109	5.7	39	0	41	31	3	27	147	7.7		
25	NORRIS, Megan	19-12	381:02	20.1	57-103	.553	4-7	.571	24-35	.686	29	79	108	5.7	36	1	22	27	10	4	142	7.5		
23	BAKER, Victoria	19-0	210:25	11.1	32-80	.400	4-15	.267	31-43	.721	16	11	27	1.4	46	2	13	23	3	15	99	5.2		
13	BURNS, Sydney	17-1	370:42	21.8	27-62	.435	7-24	.292	18-26	.692	5	53	58	3.4	28	0	39	34	0	12	79	4.6		
4	EPPS, Nya	19-0	228:28	12.0	30-80	.375	10-41	.244	6-8	.750	6	12	18	0.9	18	0	9	18	0	7	76	4.0		
33	HARRIS, Mazatian	19-7	299:08	15.7	20-54	.370	12-32	.375	8-12	.667	13	27	40	2.1	17	0	16	18	1	11	60	3.2		
2	JONES, Megan	19-7	295:56	15.6	17-57	.298	2-22	.091	9-12	.750	18	38	56	2.9	25	0	20	15	35	3	45	2.4		
20	SANDERS, Makaila	17-1	154:07	9.1	14-37	.378	7-25	.280	3-6	.500	11	22	33	1.9	17	0	6	15	1	4	38	2.2		
3	GRAY, Campbell	19-16	318:17	16.8	14-35	.400	3-10	.300	1-2	.500	1	19	20	1.1	19	0	42	29	1	7	32	1.7		
Team											22	35	57				6							
Total		19	3800		450-1065	.423	164-485	.338	161-225	.716	176	506	682	35.9	316	5	269	283	63	115	1225	64.5		
Opponents		19	3804		390-1033	.378	102-315	.324	254-344	.738	171	462	633	33.3	302	4	180	256	38	138	1136	59.8		

Score by Periods

Team	1st	2nd	3rd	4th	OT	TOT
UC Davis	303	294	317	311	0	1225
Opponents	255	303	292	286	0	1136

2022-23 POINTS-REBOUNDS-ASSISTS

Opponent	Date	Score	W	1	2	3	4	13	14	15	20	23	25	33
				SUSSMAN, TE	JONES, MEGA	GRAY, CAMPB	EPPS, NYA	BURNS, SYDN	SABEL, TOVA	TURNER, EVA	SANDERS, MA	BAKER, VICT	NORRIS, MEG	HARRIS, MAZ
Bethel (KS)	11/07/2022	84-36	W	5-7-3	4-4-2	0-2-0	10-4-2	7-2-5	11-4-1	17-4-2	3-4-0	7-1-4	20-11-1	0-2-0
at Washington	11/11/2022	60-82	L	1-4-0	2-2-0	2-0-2	3-1-0	13-1-4	9-4-0	20-2-1	0-3-0	1-1-1	2-1-3	7-1-0
Boise St.	11/17/2022	69-62	W	10-3-1	0-1-3	3-0-0	DNP	6-3-1	10-5-3	26-6-1	0-0-0	4-2-1	6-4-0	4-2-1
vs Sacramento St.	11/22/2022	45-67	L	2-1-1	0-3-1	0-1-1	1-2-0	1-3-3	2-1-0	25-3-1	0-1-0	8-0-0	2-8-0	4-3-0
vs Wyoming	11/26/2022	48-67	L	3-2-2	7-3-1	DNP	2-1-0	6-3-1	6-1-1	11-3-1	0-1-0	7-2-1	3-7-0	3-3-0
at Pacific	11/27/2022	74-68	W	11-13-1	2-10-5	DNP	8-1-1	16-2-5	0-1-0	14-4-2	0-0-0	3-1-1	4-3-1	16-5-0
at Saint Mary's (CA)	12/03/2022	53-58	L	0-5-2	0-3-1	0-0-1	1-0-0	5-6-2	12-6-0	17-6-1	0-1-0	9-2-0	5-3-2	4-9-1
at Gonzaga	12/11/2022	55-73	L	3-6-1	8-3-0	4-1-5	2-0-0	0-2-0	7-3-1	8-2-4	3-1-1	5-1-1	12-5-0	3-2-1
William Jessup	12/15/2022	76-30	W	6-13-3	0-4-1	6-2-4	13-3-0	8-1-1	4-4-1	18-5-2	7-6-1	7-2-2	2-10-3	5-3-1
Northern Ariz.	12/19/2022	81-83	L	8-5-3	5-5-0	2-1-1	1-0-0	11-4-4	30-3-1	13-5-6	3-0-0	0-0-0	4-1-1	4-3-0
Hawaii	12/29/2022	62-70	L	0-4-0	0-4-1	0-1-1	3-0-0	9-6-3	15-4-1	9-5-0	0-1-0	16-3-2	7-7-0	3-0-2
at UC Irvine	01/05/2023	38-67	L	0-5-0	2-5-1	0-0-2	4-2-1	2-1-3	5-5-0	8-3-0	0-1-0	6-2-0	5-3-0	6-4-0
at CSU Bakersfield	01/07/2023	60-43	W	11-8-2	3-8-2	4-3-5	6-2-1	2-1-1	4-4-0	21-4-1	3-0-1	0-0-0	2-4-0	4-0-1
CSUN	01/11/2023	83-73	W	19-10-1	0-3-3	0-1-1	8-0-1	9-3-3	7-4-3	19-2-2	2-4-0	5-2-4	11-1-5	3-4-0
at Cal St. Fullerton	01/14/2023	51-67	L	3-4-3	2-2-0	3-2-2	14-3-0	8-2-1	2-2-2	9-3-3	DNP	2-1-2	8-5-0	0-1-1
UC San Diego	01/16/2023	63-65	L	12-10-3	3-1-1	0-2-1	0-1-0	7-3-3	10-3-1	19-4-2	0-0-0	3-1-0	7-1-2	2-0-0
at UC Riverside	01/19/2023	60-48	W	0-4-3	4-2-1	4-3-2	3-1-0	2-4-5	14-5-0	9-4-1	0-3-0	2-1-3	14-13-0	8-3-1
at Cal Poly	01/21/2023	74-52	W	3-1-5	0-0-0	0-3-4	9-1-1	0-3-4	13-9-3	20-2-0	5-1-1	5-0-0	14-9-4	5-1-1
CSU Bakersfield	01/26/2023	79-57	W	11-5-1	4-3-5	0-0-1	7-2-3	5-3-3	0-1-1	8-6-2	7-0-0	16-4-0	15-5-1	6-2-1
Long Beach St.	01/28/2023	45-66	L	0-4-6	5-3-2	2-1-1	3-0-0	2-7-2	DNP	20-5-1	2-1-0	4-0-0	7-9-0	0-1-0
at Hawaii	02/02/2023	57-47	W	13-9-1	2-3-0	2-1-3	0-0-0	6-8-1	7-3-0	23-7-4	0-1-1	0-0-0	4-6-0	0-5-0
UC Riverside	02/09/2023	73-64	W	14-5-3	0-4-3	0-1-3	0-0-0	12-7-2	16-2-2	18-7-1	0-1-0	2-2-0	8-6-1	3-1-0
UC Santa Barbara	02/11/2023	64-77	L	2-1-0	2-2-0	0-0-1	7-2-0	4-1-0	15-5-0	12-3-3	8-4-1	8-1-0	6-7-3	0-0-0
at CSUN	02/15/2023	71-50	W	17-6-2	7-6-0	0-1-7	2-0-0	DNP	23-4-1	6-4-4	0-3-0	2-3-0	8-8-1	6-4-1
at UC San Diego	02/20/2023	72-49	W	8-5-3	2-4-0	3-0-1	3-2-0	DNP	22-5-0	22-3-4	3-4-1	7-0-1	0-7-2	2-3-2
Cal St. Fullerton	02/23/2023	58-70	L	3-3-3	2-4-1	0-0-0	3-1-0	0-2-1	31-7-1	14-5-3	2-1-1	3-1-0	0-2-2	0-1-1
Cal Poly	02/25/2023	70-56	W	14-6-1	5-1-0	1-0-2	2-1-0	0-1-3	17-2-4	4-6-5	6-6-0	7-3-0	14-5-0	0-3-0
at UC Santa Barbara	03/02/2023	80-59	W	9-10-2	2-0-0	13-1-1	2-0-2	9-1-1	12-5-1	11-1-3	0-2-0	11-3-1	4-7-0	7-5-2
at Long Beach St.	03/04/2023	65-56	W	8-9-2	0-1-0	0-0-4	0-0-0	2-5-3	25-6-1	17-6-1	DNP	0-0-0	8-3-1	5-2-3
vs UC Santa Barbara	03/08/2023	36-70	L	0-4-1	0-0-0	2-2-1	0-0-0	0-5-1	15-7-0	16-1-1	0-0-0	2-1-0	1-5-0	0-3-0

2022-23 GAME-BY-GAME TEAM STATISTICS

AGGIES

Opponent	Date	Score	Total			3-Pointers		Free throws		Rebounds				PF	A	TO	BLK	STL	PTS	AVG
			FG-FGA	PCT	3FG-3FGA	PCT	FT-FTA	PCT	OFF	DEF	TOT	AVG								
Bethel (KS)	11/07/2022	84-36 W	33-66	.500	8-26	.308	10-15	.667	11	38	49	49.0	11	20	12	2	11	84	84.0	
at Washington	11/11/2022	60-82 L	23-49	.469	7-21	.333	7-18	.389	6	17	23	36.0	17	11	19	3	3	60	72.0	
Boise St.	11/17/2022	69-62 W	23-58	.397	9-27	.333	14-15	.933	7	25	32	34.7	22	11	13	4	7	69	71.0	
vs Sacramento St.	11/22/2022	45-67 L	15-54	.278	1-14	.071	14-24	.583	9	19	28	33.0	20	7	14	0	14	45	64.5	
vs Wyoming	11/26/2022	48-67 L	18-58	.310	5-23	.217	7-11	.636	14	20	34	33.2	17	7	11	4	3	48	61.2	
at Pacific	11/27/2022	74-68 W	25-61	.410	12-34	.353	12-17	.706	15	32	47	35.5	20	16	21	4	5	74	63.3	
at Saint Mary's (CA)	12/03/2022	53-58 L	20-60	.333	6-30	.200	7-12	.583	14	33	47	37.1	19	10	21	3	7	53	61.9	
at Gonzaga	12/11/2022	55-73 L	21-50	.420	7-24	.292	6-11	.545	4	26	30	36.3	20	14	19	1	3	55	61.0	
William Jessup	12/15/2022	76-30 W	28-63	.444	11-31	.355	9-14	.643	13	45	58	38.7	8	19	17	6	6	76	62.7	
Northern Ariz.	12/19/2022	81-83 L	29-63	.460	8-22	.364	15-22	.682	9	29	38	38.6	14	16	13	8	9	81	64.5	
Hawaii	12/29/2022	62-70 L	21-58	.362	6-25	.240	14-19	.737	6	30	36	38.4	20	10	12	2	4	62	64.3	
at UC Irvine	01/05/2023	38-67 L	13-57	.228	2-23	.087	10-16	.625	13	25	38	38.3	26	7	20	4	5	38	62.1	
at CSU Bakersfield	01/07/2023	60-43 W	22-64	.344	11-35	.314	5-11	.455	15	23	38	38.3	14	14	10	4	5	60	61.9	
CSUN	01/11/2023	83-73 W	28-55	.509	14-26	.538	13-21	.619	8	26	34	38.0	17	23	12	4	2	83	63.4	
at Cal St. Fullerton	01/14/2023	51-67 L	17-54	.315	6-25	.240	11-12	.917	8	20	28	37.3	14	14	16	0	9	51	62.6	
UC San Diego	01/16/2023	63-65 L	25-56	.446	5-21	.238	8-12	.667	6	22	28	36.8	8	13	11	2	11	63	62.6	
at UC Riverside	01/19/2023	60-48 W	25-48	.521	8-19	.421	2-4	.500	9	36	45	37.2	14	16	25	2	4	60	62.5	
at Cal Poly	01/21/2023	74-52 W	30-51	.588	8-20	.400	6-9	.667	6	31	37	37.2	19	23	11	5	4	74	63.1	
CSU Bakersfield	01/26/2023	79-57 W	26-55	.473	13-31	.419	14-15	.933	8	26	34	37.1	13	18	12	6	10	79	63.9	
Long Beach St.	01/28/2023	45-66 L	16-48	.333	7-24	.292	6-11	.545	9	26	35	37.0	16	12	25	3	4	45	63.0	
at Hawaii	02/02/2023	57-47 W	20-51	.392	8-26	.308	9-15	.600	12	33	45	37.3	21	10	15	5	6	57	62.7	
UC Riverside	02/09/2023	73-64 W	23-49	.469	9-20	.450	18-24	.750	8	31	39	37.4	14	15	16	5	4	73	63.2	
UC Santa Barbara	02/11/2023	64-77 L	24-64	.375	5-25	.200	11-14	.786	11	17	28	37.0	25	8	10	2	7	64	63.2	
at CSUN	02/15/2023	71-50 W	28-65	.431	9-30	.300	6-9	.667	16	28	44	37.3	9	16	12	4	7	71	63.5	
at UC San Diego	02/20/2023	72-49 W	28-65	.431	13-32	.406	3-3	1.000	7	27	34	37.2	11	14	9	5	8	72	63.9	
Cal St. Fullerton	02/23/2023	58-70 L	21-63	.333	9-33	.273	7-9	.778	9	19	28	36.8	21	13	10	3	9	58	63.7	
Cal Poly	02/25/2023	70-56 W	25-51	.490	10-26	.385	10-11	.909	7	31	38	36.9	14	15	18	3	4	70	63.9	
at UC Santa Barbara	03/02/2023	80-59 W	34-57	.596	9-18	.500	3-3	1.000	10	29	39	36.9	26	13	22	2	6	80	64.5	
at Long Beach St.	03/04/2023	65-56 W	24-54	.444	12-26	.462	5-7	.714	8	26	34	36.8	14	15	17	2	6	65	64.5	
vs UC Santa Barbara	03/08/2023	36-70 L	13-57	.228	2-16	.125	8-12	.667	10	21	31	36.6	22	4	13	4	8	36	63.5	
Total		1906	698-1704	.410	240-753	.319	270-396	.682	288	811	1099	36.6	506	404	456	102	191	1906	63.5	
Opponents		1832	622-1655	.376	169-513	.329	419-560	.748	278	763	1041	34.7	476	296	414	63	225	1832	61.1	

UC Davis Averages

Games Played	Points/game	FG Pct	3FG Pct	FT Pct	Rebounds/game	Assists/game	Turnovers/game	Assist/Turnover ratio	Steals/game	Blocks/game
30	63.5	41.0	31.9	68.2	36.6	19.5	15.2	0.9	6.4	3.4

OPPONENTS

Opponent	Date	Score	Total			3-Pointers		Free throws		Rebounds				PF	A	TO	BLK	STL	PTS	AVG
			FG-FGA	PCT	3FG-3FGA	PCT	FT-FTA	PCT	OFF	DEF	TOT	AVG								
Bethel (KS)	11/07/2022	84-36 W	11-57	.193	5-26	.192	9-12	.750	9	23	32	32.0	12	4	19	0	4	36	36.0	
at Washington	11/11/2022	60-82 L	30-58	.517	6-17	.353	16-23	.696	14	25	39	35.5	19	15	16	2	14	82	59.0	
Boise St.	11/17/2022	69-62 W	18-57	.316	2-13	.154	24-25	.960	15	28	43	38.0	18	7	16	1	8	62	60.0	
vs Sacramento St.	11/22/2022	45-67 L	24-47	.511	6-15	.400	13-20	.650	8	34	42	39.0	23	12	21	5	8	67	61.8	
vs Wyoming	11/26/2022	48-67 L	24-52	.462	6-17	.353	13-21	.619	11	28	39	39.0	11	13	8	2	8	67	62.8	
at Pacific	11/27/2022	74-68 W	22-61	.361	9-16	.563	15-18	.833	8	21	29	37.3	16	14	11	3	10	68	63.7	
at Saint Mary's (CA)	12/03/2022	53-58 L	18-58	.310	3-18	.167	19-25	.760	10	27	37	37.3	16	7	12	3	11	58	62.9	
at Gonzaga	12/11/2022	55-73 L	24-49	.490	11-19	.579	14-21	.667	4	28	32	36.6	14	16	12	1	10	73	64.1	
William Jessup	12/15/2022	76-30 W	13-65	.200	2-20	.100	2-3	.667	6	26	32	36.1	14	2	15	1	2	30	60.3	
Northern Ariz.	12/19/2022	81-83 L	27-69	.391	11-26	.423	18-21	.857	13	26	39	36.4	15	13	13	6	5	83	62.6	
Hawaii	12/29/2022	62-70 L	23-56	.411	4-16	.250	20-24	.833	4	35	39	36.6	23	9	9	2	5	70	63.3	
at UC Irvine	01/05/2023	38-67 L	20-56	.357	6-15	.400	21-30	.700	13	29	42	37.1	20	9	16	2	9	67	63.6	
at CSU Bakersfield	01/07/2023	60-43 W	14-44	.318	5-16	.313	10-17	.588	6	29	35	36.9	14	8	16	5	7	43	62.0	
CSUN	01/11/2023	83-73 W	26-59	.441	3-12	.250	18-26	.692	10	23	33	36.6	18	10	9	1	9	73	62.8	
at Cal St. Fullerton	01/14/2023	51-67 L	26-50	.520	6-10	.600	9-10	.900	5	29	34	36.5	16	8	17	2	10	67	63.1	
UC San Diego	01/16/2023	63-65 L	26-54	.481	7-21	.333	6-6	1.000	6	27	33	36.3	14	12	17	2	5	65	63.2	
at UC Riverside	01/19/2023	60-48 W	19-62	.306	7-22	.318	3-6	.500	7	15	22	35.4	17	10	11	3	10	48	62.3	
at Cal Poly	01/21/2023	74-52 W	14-59	.237	8-21	.381	16-23	.696	18	18	36	35.4	14	9	8	0	5	52	61.7	
CSU Bakersfield	01/26/2023	79-57 W	22-56	.393	7-17	.412	6-10	.600	10	20	30	35.2	13	11	14	2	7	57	61.5	
Long Beach St.	01/28/2023	45-66 L	23-53	.434	9-19	.474	11-16	.688	7	25	32	35.0	14	10	13	5	15	66	61.7	
at Hawaii	02/02/2023	57-47 W	15-60	.250	2-23	.087	15-24	.625	17	22	39	35.2	19	5	11	1	3	47	61.0	
UC Riverside	02/09/2023	73-64 W	24-66	.364	4-18	.222	12-16	.750	13	21	34	35.1	21	9	9	1	8	64	61.1	
UC Santa Barbara	02/11/2023	64-77 L	23-48	.479	4-12	.333	27-32	.844	9	29	38	35.3	20	11	17	2	4	77	61.8	
at CSUN	02/15/2023	71-50 W	20-53	.377	4-9	.444	6-8	.750	7	23	30	35.0	15	8	12	2	7	50	61.3	
at UC San Diego	02/20/2023	72-49 W	19-55	.345	6-22	.273	5-5	1.000	8	29	37	35.1	7	13	20	4	3	49	60.8	
Cal St. Fullerton	02/23/2023	58-70 L	22-46	.478	5-10	.500	21-29	.724	8	35	43	35.4	14	13	16	1	7	70	61.2	
Cal Poly	02/25/2023	70-56 W	18-55	.327	7-19	.368	13-20	.650	10	19	29	35.2	15	11	12	2	11	56	61.0	
at UC Santa Barbara	03/02/2023	80-59 W	15-51	.294	3-16	.188	26-31	.839	9	13	22	34.7	14	6	14	1	6	59	60.9	
at Long Beach St.	03/04/2023	65-56 W	21-50	.420	5-17	.294	9-11	.818	4	21	25	34.4	14	8	15	0	7	56	60.8	
vs UC Santa Barbara	03/08/2023	36-70 L	21-49	.429	6-11	.545	22-27	.815	9	35	44	34.7	16	13	15	1	7	70	61.1	
Total		1832	622-1655	.376	169-513	.329	419-560	.748	278	763	1041	34.7	476	296	414	63	225	1832	61.1	
UC Davis		1906	698-1704	.410	240-753	.319	270-396	.682	288	811	1099	36.6	506	404	456	102	191	1906	63.5	

Opponents Averages

Games Played	Points/game	FG Pct	3FG Pct	FT Pct	Rebounds/game	Assists/game	Turnovers/game	Assist/Turnover ratio	Steals/game	Blocks/game
30	61.1	37.6	32.8	74.8	34.7	9.8	19.8	0.7	7.5	2.1

2022-23 BIG WEST CONFERENCE RECAP

FINAL STANDINGS

	CONFERENCE			OVERALL				
	W-L	Pct	GB	W-L	Pct	H	A	N
UC Irvine!	16-2	.889	24-6	.800	11-2	12-2	1-2	L1
Long Beach State	17-3	.850	23-9	.719	10-4	11-4	2-1	L1
Hawai'i@#	13-7	.650	18-14	.562	7-9	8-5	3-0	W5
UC Davis	12-7	.632	16-14	.533	7-6	8-5	1-3	L1
UC Santa Barbara	12-8	.600	21-12	.636	11-4	8-7	2-1	L1
UC San Diego	10-10	.500	13-17	.433	7-6	5-9	1-2	L1
Cal State Fullerton	9-11	.450	14-16	.467	9-5	5-10	0-1	L1
Cal Poly	7-12	.368	10-18	.357	7-8	3-9	0-1	L1
CSUN	6-14	.300	7-24	.226	3-11	4-12	0-1	L3
CSU Bakersfield	3-17	.150	8-23	.258	4-8	2-14	2-1	L1
UC Riverside	3-17	.150	6-26	.188	4-9	1-15	1-2	L1

! - Regular Season Champion @ - Big West Tournament Champion # - NCAA Tournament Participant

ALL-BIG WEST AWARDS

PLAYER OF THE YEAR: Tori Harris, Long Beach State

COACH OF THE YEAR: Jeff Cammon, Long Beach State

FRESHMAN OF THE YEAR: Megan Norris, UC Davis

DEFENSIVE PLAYER OF THE YEAR: Kristyna Jeskeova, Long Beach State

BEST SIXTH WOMAN: Nevaeh Parkinson, UC Irvine

BEST HUSTLE PLAYER: Kristyna Jeskeova, Long Beach State

ALL-CONFERENCE FIRST TEAM

Tori Harris	R-Sr.	G	Long Beach State	Dix Hills, N.Y.
Hunter Hernandez	So.	G	UC Irvine	San Jose, Calif.
Ila Lane	Sr.	F/C	UC Santa Barbara	Moraga, Calif.
Alexis Tucker	Sr.	G	UC Santa Barbara	Hawthorne, Calif.
Evanne Turner	Jr.	G	UC Davis	Fontana, Calif.
Lily Wahinekapu	So.	G	Hawai'i	Kane'ohe, O'ahu

ALL-CONFERENCE SECOND TEAM

Tess Amundsen	Gr.	F	CSUN	Fresno, Calif.
Ma'Qhi Berry	R-Sr.	G	Long Beach State	Irving, Texas
Sydney Brown	Gr.	G/F	UC San Diego	Rexford, N.Y.
Una Jovanovic	So.	G	Cal State Fullerton	Santa Clara, Calif.
Fujika Nimmo	Sr.	G	Cal State Fullerton	Davenport, Fla.

ALL-FRESHMAN TEAM

Garrison Freeman	G		CSU Bakersfield	Las Vegas, Nev.
Jessica Grant	G		UC Santa Barbara	San Marcos, Calif.
Demonnie Lagway	G		Cal State Fullerton	Los Angeles, Calif.
Junae Mahan	G		UC San Diego	Stockton, Calif.
Megan Norris	C		UC Davis	Menlo Park, Calif.
Imani Perez	F		Hawai'i	Denver, Colo.

ALL-DEFENSIVE TEAM

Ma'Qhi Berry	R-Sr.	G	Long Beach State	Irving, Texas
Callie Cooper	So.	G	UC Santa Barbara	Richardson, Texas
Jordyn Jackson	Gr.	G	CSUN	Moreno Valley, Calif.
Kristyna Jeskeova	Jr.	G	Long Beach State	Jablonec nad Nisou, Czech Republic
Diaba Konate	Jr.	G	UC Irvine	Paris, France

ALL-CONFERENCE HONORABLE MENTION

Malia Bambrick (Long Beach State); Taylor Caldwell (CSU Bakersfield); Izzy Forsyth (UC San Diego); Kianna Hamilton-Fisher (Long Beach State); Jordyn Jackson (CSUN); Kristyna Jeskeova (Long Beach State); Déja Lee (UC Irvine); Nevaeh Parkinson (UC Irvine); Daejah Phillips (Hawai'i); **Tova Sabel (UC Davis)**; Kallin Spiller (Hawai'i); Nikki Tom (UC Irvine); Oumou Toure (Cal Poly); Hennie van Schaik (CSU Bakersfield); Jordan Webster (UC Riverside)



CAL POLY
San Luis Obispo, Calif.



CSU BAKERSFIELD
Bakersfield, Calif.
Member in 2020-21



CAL STATE FULLERTON
Fullerton, Calif.



CSUN
Northridge, Calif.



HAWAI'I
Honolulu, O'ahu



LONG BEACH STATE
Long Beach, Calif.



UC DAVIS
Davis, Calif.



UC IRVINE
Irvine, Calif.



UC RIVERSIDE
Riverside, Calif.



UC SAN DIEGO
San Diego, Calif.
Member in 2020-21



UC SANTA BARBARA
Santa Barbara, Calif.

BIG WEST TOURNAMENT

Dollar Loan Center

Henderson, Nev. • Mar. 7-11, 2023

First Round

#9 CSU Bakersfield 55, #8 CSUN 52
#10 UC Riverside 63, #7 Cal Poly 54

Quarterfinals - March 8

#9 UC Santa Barbara 61, #1 UC Irvine 59 (2OT)
#5 UC Santa Barbara 70, #4 UC Davis 36
#2 Long Beach State 55, #10 UC Riverside 49
#3 Hawai'i 82, #6 Cal State Fullerton 75 (2OT)

Semifinals - March 10

#5 UC Santa Barbara 75, #9 CSU Bakersfield 66
#3 Hawai'i 67, #2 Long Beach State 62

Championship - March 11

#3 Hawai'i 61, #5 UC Santa Barbara 59

Past Big West Tournament Champions

Year	Champion (Runner-Up)
1984	UNLV (UC Irvine)
1985	UNLV (UC Irvine)
1986	UNLV (Long Beach State)
1987	Long Beach State (UNLV)
1988	Long Beach State (UNLV)
1989	Long Beach State (UNLV)
1990	UNLV (Long Beach State)
1991	Long Beach State (Cal State Fullerton)
1992	UC Santa Barbara (Long Beach State)
1993	UC Santa Barbara (Hawai'i)
1994	UNLV (Hawai'i)
1995	UC Irvine (Pacific)
1996	Hawaii (Pacific)
1997	UC Santa Barbara (UC Irvine)
1998	UC Santa Barbara (Boise State)
1999	UC Santa Barbara (Long Beach State)
2000	UC Santa Barbara (Long Beach State)
2001	UC Santa Barbara (Long Beach State)
2002	UC Santa Barbara (Pacific)
2003	UC Santa Barbara (Pacific)
2004	UC Santa Barbara (Idaho)
2005	UC Santa Barbara (Idaho)
2006	UC Riverside (UC Santa Barbara)
2007	UC Riverside (UC Santa Barbara)
2008	UC Santa Barbara (UC Davis)
2009	UC Santa Barbara (Cal Poly)
2010	UC Riverside (UC Davis)
2011	UC Davis (Cal Poly)
2012	UC Santa Barbara (Long Beach State)
2013	Cal Poly (Pacific)
2014	Cal State Northridge (Cal Poly)
2015	CSUN (Hawai'i)
2016	Hawai'i (UC Davis)
2017	Long Beach State (UC Santa Barbara)
2018	CSUN (UC Davis)
2019	UC Davis (Hawai'i)
2020	No Champion
2021	UC Davis (UC Irvine)
2022	Hawai'i (Irvine)
2023	UC Irvine (Long Beach State)

NCAA TOURNAMENT

INDIVIDUAL RECORDS

SCORING

POINTS

Game:	Morgan Bertsch at Sacramento State, 12/7/18.....	40
Game (Home):	Cierra Hall vs. Boston U. (12/5/19).....	32
	Janae Henning vs. Cal State Dominguez Hills, 12/8/01.....	32
Game (Road):	Morgan Bertsch at Sacramento State, 12/7/18.....	40
Half	Aimee Conner at Chico State, 2/20/93 (1st half).....	29
Season:	Morgan Bertsch, 2018-19.....	754
Career:	Morgan Bertsch, 2015-19.....	2,422
Three-year Career:	Lisa Jo Kellogg, 1988-91.....	1,143
Two-year Career:	Jennifer Decuir, 2002-04.....	820

SCORING AVERAGE

Season:	Morgan Bertsch, 2018-19 (32 games).....	23.6
Career:	Morgan Bertsch, 2018-19 (132 games).....	18.3

BY YEAR OF ELIGIBILITY

By Freshman:	Carol Rische, 1979-80.....	459
By Sophomore:	Morgan Bertsch, 2016-17.....	520
By Junior:	Morgan Bertsch, 2017-18.....	702
By Senior:	Morgan Bertsch, 2018-19.....	754

MISCELLANEOUS

Career 20+ Games:	Morgan Bertsch, 2015-19.....	61
Season 20+ Games:	Morgan Bertsch, 2018-19.....	23

FIELD GOALS

FIELD GOALS MADE

Game:	Morgan Bertsch at Sacramento State, 12/7/18.....	16
	Aimee Conner at Cal Poly, 1/2/93.....	16
Season:	Morgan Bertsch, 2017-18.....	305
Career:	Morgan Bertsch, 2015-19.....	963

FIELD GOALS ATTEMPTED

Game:	Morgan Bertsch at Hawai'i, 1/12/19.....	28
	Morgan Bertsch at Sacramento State, 12/7/18.....	28
	Morgan Bertsch at Oregon State, 12/20/17.....	28
Season:	Morgan Bertsch, 2018-19.....	554
Career:	Morgan Bertsch, 2015-19.....	1,813

PERCENTAGE

Game (min 10 att.):	Deirdre Dolan at Humboldt State, 3/6/78.....	1.000 (11-11)
Season (min. 200 att.):	Morgan Bertsch, 2015-16.....	.582 (177-304)
Career (min. 500 att.):	Laura Manning, 1985-89.....	.597 (604-1011)

THREE-POINT FIELD GOALS

THREE-POINTERS MADE

Game:	Dani Nafekh vs. San Diego State, 12/2/16.....	8
	Kelsey Harris vs. Long Beach State, 3/11/15.....	8
Season:	Kelsey Harris, 2014-15.....	86
	Kelsey Harris, 2013-14.....	86
Career:	Lori Hurlbut, 1997-01.....	194

THREE-POINTERS ATTEMPTED

Game:	Pele Gianotti at Saint Mary's, 12/3/15.....	14
	Sydnee Fipps at San Jose State, 12/10/14.....	14
	Kelsey Harris at UC Irvine, 2/8/14.....	14
	Cortney French vs. UC Irvine, 12/21/12.....	14
	Lori Hurlbut vs. San Francisco State, 12/5/98.....	14
Season:	Lori Hurlbut, 1998-99.....	220
Career:	Sydnee Fipps, 2011-15.....	564

PERCENTAGE

Game (min 5 att.):	Jenny Morgan vs. Air Force, 12/4/93.....	1.000 (6-6)
	Campbell Gray vs UC Santa Barbara, 3/2/23.....	1.000 (6-6)
	Karley Eaton vs. UC Santa Barbara, 3/9/19.....	1.000 (5-5)
	Karley Eaton vs. Hawai'i, 2/23/19.....	1.000 (5-5)
	Vicky Deely at UC Irvine, 1/29/11.....	1.000 (5-5)

Season (min. 80 att.):	Kelsey Harris, 2014-15.....	.483 (86-178)
Career (min. 200 att.):	Kelsey Harris, 2013-15.....	.435 (172-395)

FREE THROWS

FREE THROWS MADE

Game:	Sydnee Fipps at Pacific, 11/11/13.....	17
Season:	Morgan Bertsch, 2018-19.....	183
Career:	Morgan Bertsch, 2018-19.....	469

FREE THROWS ATTEMPTED

Game:	Lisa Jo Kellogg vs. Chico State, 2/15/91.....	22
Season:	Sarah Allen, 2002-03.....	236
Career:	Morgan Bertsch, 2018-19.....	616

PERCENTAGE

Game (min. 10 att.):	Morgan Bertsch vs. UC Irvine, 1/19/19.....	1.000 (11-11)
	Morgan Bertsch vs. UCSB, 3/9/19.....	1.000 (10-10)
	Ellen Porshneva at Chico State, 12/29/03.....	1.000 (10-10)
	Jennifer Goodwin at Sac State, 2/25/94.....	1.000 (10-10)
	Ashley Stevens at Grand Canyon, 1/4/92.....	1.000 (10-10)
	Lisa Jo Kellogg, at UC Riverside, 12/30/89.....	1.000 (10-10)
Season (min. 70 att.):	Jessica Campbell, 2005-06.....	.894 (93-104)
Career (min. 200 att.):	Ellen Porshneva, 2003-06, '07-08.....	.861 (317-368)

MISCELLANEOUS

Consecutive FT Made:	CIERRA HALL, 11/25/20-2/13/21.....	34
----------------------	------------------------------------	----

REBOUNDS

Game:	Kendall Greene vs. Humboldt State, 3/3/95.....	22
Season:	Lisa Jo Kellogg, 1990-91.....	301
Season Average:	Carol Rische, 1979-80 (24 games).....	11.8
Career:	Carol Rische, 1979-83.....	1,028
Career Average:	Carol Rische, 1979-83 (113 games).....	9.1

ASSISTS

Game:	Molly Greubel at UC Irvine, 2/8/14.....	14
Season:	Sara Lillevand, 1990-91.....	159
Season Average:	Mackenzie Trpcic, 2020-21 (16 games).....	5.38
Career:	Kourtney Eaton, 2015-19 (129 games).....	546
Career Average:	Mackenzie Trpcic, 2019-21 (45 games).....	4.87

BLOCKED SHOTS

Game:	Sage Stobbart at Hawai'i, 3/5/21.....	9
Season:	Morgan Bertsch, 2016-17.....	57
Season Average:	Sage Stobbart, 2020-21 (16 games).....	2.69
Career:	Morgan Bertsch, 2015-19 (132 games).....	193
Career Average:	Morgan Bertsch, 2015-19 (132 games).....	1.46

STEALS

Game:	Lisa Kennedy vs. Saint Mary's, 12/20/81.....	11
Season:	Karyn Castro, 1997-98.....	105
Season Average:	Karyn Castro, 1997-98 (30 games).....	3.5
Career:	Karyn Castro, 1995-99.....	303
Career Average:	Karyn Castro, 1995-99 (108 games).....	2.8

MISCELLANEOUS

Career Games:	Morgan Bertsch, 2015-19.....	132
Consec. Games:	Morgan Bertsch, 2015-19.....	132
Minutes, Game:	Staci Stevens at Chico State, 2/27/87.....	45
	Laura Manning at Cal State Hayward, 2/6/88.....	45
Most Wins	Jennifer Gross, 1993-97.....	101

Marks set in 2020-21 in **BOLD**

TEAM RECORDS

SCORING

POINTS BY UC DAVIS

Game:	at Metro State, 11/13/98	117
Game (Home):	vs. Patten, 12/28/96	108
Game (Road):	at Metro State, 11/13/98	117
Season:	2017-18 (35 games)	2,513
Season Average:	1998-99 (29 games)	76.8

BY OPPONENT

Game:	at Cal Poly Pomona, 1/3/04	109
Game (Pavilion):	vs. UConn, 11/14/14	102
Game (Road):	at Cal Poly Pomona, 1/3/04	109

BY BOTH TEAMS

Game:	at Cal Poly Pomona, 1/3/04	201 (L, 109-92)
-------	----------------------------	-----------------

SCORING MARGIN

Victory	vs. UC Santa Cruz, 11/22/74	85 (103-18)
Defeat	at UConn, 12/5/13	60 (97-37)

FIELD GOALS

FIELD GOALS MADE

Game:	vs. Patten, 12/28/96	47
Season:	2017-18	940

FIELD GOALS ATTEMPTED

Game:	vs. Sacramento State, 2/24/77	95
Season:	1996-97	2,016

PERCENTAGE

Game:	vs. Humboldt State, 2/28/90	.660 (31-47)
Season:	2017-18	.470 (940-2000)

THREE-POINT FIELD GOALS

THREE-POINTERS MADE

Game:	vs. UC San Diego, 1/22/21	17
	vs. Washington State, 11/10/17	17
	vs. Long Beach State, 2/19/15	17
	vs. Cal Poly, 1/11/07	17
Season:	2017-18	289

THREE-POINTERS ATTEMPTED

Game:	at Montana, 12/2/18	40
Season:	2017-18	729
	2013-14	729

PERCENTAGE

Game:	at Creighton, 12/20/08	.889 (8-9)
Season:	2017-18	.396 (289-729)

FREE THROWS

FREE THROWS MADE

Game:	at Cal State L.A., 12/11/98	37
Season:	1998-99	534

FREE THROWS ATTEMPTED

Game:	at Cal State L.A., 12/11/98	51
Season:	1998-99	814

PERCENTAGE

Game:	vs. Whitworth, 12/3/93	1.000 (17-17)
Season:	2005-06	.796 (448-563)

REBOUNDS

Game:	at Cal State L.A., 12/2/77	71
Season:	1981-82	1,394
Season Average:	1981-82 (28 games)	49.8

REBOUNDING MARGIN

Game, Favorable:	at Notre Dame de Namur, 2/17/90	+38
Game, Unfavorable:	at Cal Poly Pomona, 12/16/77	-32
Season:	1990-91 (31 games)	+10.7

ASSISTS

Game:	vs. Quincy (Ill.), 11/19/93	30
Season:	2017-18	602
Season Average:	1993-94 (505 in 29 games)	17.4

STEALS

Game:	vs. Cal Baptist, 11/24/84	31
Season:	1996-97	529
Season Average:	1996-97 (529 in 32 games)	16.5

BLOCKED SHOTS

Game:	at Utah, 3/17/17	12
Season:	2017-18	145
Season Average:	2017-18 (145 in 35 games)	4.14

DEFENSE

FEWEST POINTS ALLOWED

Game	vs. Santa Clara, 1971-72	13
Season:	1988-89	1,399
Season Average:	1995-96 (1,537 in 29 games)	53.0

FEWEST FIELD GOALS ALLOWED

Season:	1999-00	556
---------	---------	-----

FEWEST FIELD GOALS ATTEMPTS ALLOWED

Season:	1999-00	1,459
---------	---------	-------

LOWEST FIELD GOAL PERCENTAGE ALLOWED

Season:	2018-19 (32 games)	.339
---------	--------------------	------

MISCELLANEOUS

VICTORIES

Season	1996-97	29
Winning Streak	11/24/95 to 2/22/96	23
Winning Streak (Home)	12/6/96 to 11/29/97	20

LOSSES

Season	1984-85	19
Losing Streak	11/30/84-12/30/84	9

OTHER

Games Played	2017-18	35 (28-7)
Winning Pct.	1996-97	.906 (29-3)
Minutes Played	vs. Saginaw Valley State, 12/1/95	50
	vs. Chico State, 2/27/87	50
	vs. San Francisco State, 1/7/83	50

ATTENDANCE (HOME ONLY)

Game	vs. UConn, 11/14/14	4,712
------	---------------------	-------

ALL-TIME INDIVIDUAL CAREER TOP 10 LISTS

POINTS

1.	Morgan Bertsch, 2015-19	2,422
2.	Carol Rische, 1979-83	1,711
3.	Sydnee Fipps, 2011-15	1,636
4.	Staci Stevens, 1985-88	1,417
5.	Jessica Campbell, 2003-06, '07-08	1,413
6.	Paige Mintun, 2006-11	1,382
7.	Alyson Doherty, 2012-16	1,308
8.	Aimee Conner, 1989-93	1,261
9.	Ellen Porshneva, 2003-06, '07-08	1,251
10.	Jennifer Gross, 1993-97	1,243
11.	Pele Gianotti, 2014-18	1,222
12.	Evanne Turner, 2019-23	1,172
13.	Kari Sivesind, 1992-96	1,145
14.	Lisa Jo Kellogg, 1988-91	1,143
15.	Colleen Turnbull, 1999-03	1,137
16.	Brenda Wyneken, 1981-84	1,103
17.	Sarah Allen, 1998-03	1,089
18.	Des Abeyta, 1996-00	1,080
19.	Rachel Nagel, 2014-18	1,077
20.	Kasey Riecks, 2008-12	1,071

REBOUNDS

1.	Carol Rische, 1978-83	1,028
2.	Colleen Turnbull, 1999-03	790
3.	Staci Stevens, 1984-88	751
4.	Alyson Doherty, 2012-16	708
5.	Lisa Jo Kellogg, 1988-91	698
6.	Morgan Bertsch, 2015-19	682
7.	Celia Marfone, 2012-16	682
8.	Kendall Greene, 1992-96	680
9.	Cierra Hall, 2017-pres.	668
10.	Aimee Conner, 1989-93	662

FIELD GOALS MADE

1.	Morgan Bertsch, 2015-19	963
2.	Carol Rische, 1980-83	651
3.	Staci Stevens, 1984-88	595
4.	Sydnee Fipps, 2011-15	552
5.	Paige Mintun, 2006-11	521
6.	Aimee Conner, 1989-93	518
7.	Jessica Campbell, 2003-06, '07-08	516
8.	Alyson Doherty, 2012-16	480
9.	Ellen Porshneva, 2003-06, '07-08	461
10.	Kari Sivesind, 1992-96	456

FIELD GOALS ATTEMPTED

1.	Morgan Bertsch, 2015-pres.	1,813
2.	Carol Rische, 1980-83	1,285
3.	Staci Stevens, 1984-88	1,276
4.	Sydnee Fipps, 2011-15	1,239
5.	Jennifer Gross, 1993-97	1,177
6.	Paige Mintun, 2006-11	1,165
7.	Jessica Campbell, 2003-06, '07-08	1,054
8.	Laura Manning, 1985-89	1,011
9.	Aimee Conner, 1989-93	1,008
10.	Evanne Turner, 2019-23	1,002

FIELD GOAL PCT. (min. 500 FGA)

1.	Staci Stevens, 1984-88	.565 (595-1054)
2.	Heidi Wutscher, 1989-91	.550 (330-600)
3.	Des Abeyta, 1996-00	.542 (443-818)
4.	Morgan Bertsch, 2015-19	.531 (963-1813)
5.	Liz Doud, 1995-98	.528 (338-640)
6.	Aimee Conner, 1989-93	.514 (518-1008)
7.	Carol Rische, 1980-83	.507 (651-1285)
8.	Kendall Greene, 1992-96	.499 (408-817)
9.	Alyson Doherty, 2012-16	.493 (480-973)
10.	Jessica Campbell, '03-06, '07-08	.490 (516-1054)

THREE-POINTERS MADE

1.	Evanne Turner, 2019-23	229
2.	Lori Hurlbut, 1997-01	194
3.	Sydnee Fipps, 2011-15	192
4.	Pele Gianotti, 2014-18	180
5.	Rachel Nagel, 2014-18	172
6.	Kelsey Harris, 2013-15	172
7.	Cortney French, 2008-13	171
8.	Kim Smith, 2002-06	166
9.	Kasey Riecks, 2008-12	165
10.	Jennifer Gross, 1993-97	163

THREE-POINTERS ATTEMPTED

1.	Evanne Turner, 2019-23	594
2.	Sydnee Fipps, 2011-15	564
3.	Lori Hurlbut, 1997-01	540
4.	Kasey Riecks, 2008-12	505
5.	Pele Gianotti, 2014-18	482
6.	Cortney French, 2008-13	479
7.	Jennifer Gross, 1993-97	466
8.	Rachel Nagel, 2014-18	448
9.	Kim Smith, 2002-06	445
10.	Nina Bessolo, 2016-20	431

THREE-POINT PCT. (min. 200 3PA)

1.	Kelsey Harris, 2013-15	172-395	.435
2.	Dani Nafekh, 2014-18	154-372	.414
3.	Vicky Deely, 2008-11	81-208	.389
4.	Evanne Turner, 2019-23	229-594	.386
4.	Rachel Nagel, 2014-18	172-448	.384
5.	Pele Gianotti, 2014-18	180-482	.373
6.	Karen Boisvert, 1990-91	89-238	.374
7.	Kim Smith, 2002-06	166-445	.373
8.	Kim Omer, 2000-04	118-319	.370
9.	Sophia Song, 2016-20	97-265	.366
10.	Celia Marfone, 2012-16	80-221	.362

FREE THROWS MADE

1.	Morgan Bertsch, 2015-19	469
2.	Sarah Allen, 1998-03	387
3.	Lisa Jo Kellogg, 1989-91	375
4.	Alyson Doherty, 2012-16	340
5.	Sydnee Fipps, 2011-15	340
6.	Ellen Porshneva, 2003-06 & '07-08	317
7.	Jessica Campbell, 2003-06 & '07-08	311
8.	Jackie Turpin, 2002-06	300
9.	Janae Henning, 1998-02	285
10.	Carol Rische, 1980-83	283

FREE THROWS ATTEMPTED

1.	Morgan Bertsch, 2015-19	616
2.	Sarah Allen, 1998-03	534
3.	Lisa Jo Kellogg, 1989-91	514
4.	Alyson Doherty, 2012-16	464
5.	Sydnee Fipps, 2011-15	431
6.	Janae Henning, 1998-02	418
7.	Jackie Turpin, 2002-06	415
8.	Carol Rische, 1980-83	396
9.	Haylee Donaghe, 2005-10	383
10.	Karyn Castro, 1995-99	383

FREE THROW PCT. (min. 200 FTA)

1.	Ellen Porshneva, 2003-06 & '07-08	.861 (317-368)
2.	Kim Omer, 2000-04	.842 (229-272)
3.	Heidi Heintz, 2009-11	.820 (187-228)
4.	Colleen Turnbull, 1999-03	.816 (230-282)
5.	Jennifer Decuir, 2003-04	.802 (162-202)
6.	Sydnee Fipps, 2011-15	.789 (340-431)
7.	Heidi Wutscher, 1989-91	.769 (170-221)
8.	Morgan Bertsch, 2015-19	.761 (469-616)
9.	Kari Sivesind, 1992-96	.751 (229-305)

ASSISTS

1.	Kourtney Eaton, 2015-19	546
2.	Jennifer Gross, 1993-97	448
3.	Sara Lillevand, 1988-91	396
4.	Dani Nafekh, 2014-18	376
5.	Kristin Coolidge, 1996-00	350
6.	Jackie Turpin, 2002-06	344
7.	Laura Manning, 1985-89	339
8.	Karyn Castro, 1995-99	325
9.	Kim Omer, 2000-04	321
10.	Kari Sivesind, 1992-96	299

STEALS

1.	Karyn Castro, 1995-99	302
2.	Jennifer Gross, 1993-97	300
3.	Kari Sivesind, 1992-96	232
4.	Haylee Donaghe, 2005-10	227
5.	Nicole Dubriel, 1994-98	209
6.	Kristin Coolidge, 1996-00	208
7.	Jackie Turpin, 2002-06	201
8.	Hana Asano, 2008-12	200
9.	Samantha Meggison, 2007-12	162
10.	Paige Mintun, 2006-11	160

BLOCKED SHOTS

1.	Morgan Bertsch, 2015-19	193
2.	Paige Mintun, 2006-11	150
3.	Alyson Doherty, 2012-16	147
4.	Kendall Greene, 1992-96	119
5.	Janae Henning, 1998-02	109
6.	Sage Stobbart, 2018-pres.	98
7.	Staci Stevens, 1985-88	96
8.	Des Abeyta, 1996-00	87
9.	Ellen Porshneva, 2003-06, '07-08	80
10.	Marly Anderson, 2016-18	66
	Lauren Juric, 2007-12	66

ALL-TIME SINGLE-SEASON TOP 10 LISTS

POINTS

1.	Morgan Bertsch, 2019	754
2.	Morgan Bertsch, 2018	702
3.	Staci Stevens, 1988	600
4.	Aimee Conner, 1993	561
5.	Sydnee Fipps, 2014	548
6.	Morgan Bertsch, 2017	520
7.	Sydnee Fipps, 2013	512
8.	Sarah Allen, 2003	508
9.	Carol Rische, 1981	481
10.	Paige Mintun, 2011	476

SCORING AVERAGE

1.	Morgan Bertsch, 2019	23.6
2.	Aimee Conner, 1993	21.6
3.	Staci Stevens, 1988	20.7
4.	Morgan Bertsch, 2018	20.1
5.	Sarah Allen, 2003	18.8
6.	Sydnee Fipps, 2014	17.7
7.	Sydnee Fipps, 2013	17.1
8.	Janae Henning, 2002	17.0
9.	Staci Stevens, 1987	16.5
10.	Pam Martin, 1979	16.1

FIELD GOALS MADE

1.	Morgan Bertsch, 2018	305
2.	Morgan Bertsch, 2019	274
3.	Staci Stevens, 1988	252
4.	Aimee Conner, 1993	238
5.	Morgan Bertsch, 2017	207
6.	Carol Rische, 1981	201
7.	Staci Stevens, 1987	196
8.	Paige Mintun, 2011	184
9.	Sydnee Fipps, 2014	183
10.	Morgan Bertsch, 2016	177

FIELD GOALS ATTEMPTED

1.	Morgan Bertsch, 2019	554
2.	Morgan Bertsch, 2018	545
3.	Aimee Conner, 1993	461
4.	Staci Stevens, 1988	435
5.	Sydnee Fipps, 2014	422
6.	Morgan Bertsch, 2017	410
7.	Evanne Turner, 2023	401
8.	Paige Mintun, 2011	396
9.	Jennifer Gross, 1995	386
10.	Karen Boisvert, 1991	381

FIELD GOAL PCT. (min. 100 FGA)

1.	Morgan Bertsch, 2016	.582 (177-304)
2.	Staci Stevens, 1988	.579 (252-435)
3.	Heidi Wutscher, 1990	.572 (166-290)
4.	Staci Stevens, 1987	.570 (196-344)
5.	Des Abeyta, 1999	.568 (167-294)
6.	Morgan Bertsch, 2018	.560 (305-545)
7.	Alyson Doherty, 2014	.557 (137-546)
8.	Heidi Wutscher, 1989	.546 (125-229)
9.	Des Abeyta, 2000	.543 (146-269)
10.	Jessica Campbell, 2008	.539 (172-319)

REBOUNDS

1.	Lisa Jo Kellogg, 1991	301
2.	Staci Stevens, 1988	294
3.	Carol Rische, 1981	291
4.	Carol Rische, 1980	283
5.	Colleen Turnbull, 2003	278
6.	Aimee Conner, 1993	265
7.	Staci Stevens, 1987	257

8.	Kendall Greene, 1995	248
9.	Carol Rische, 1982	243
10.	Kendall Greene, 1994	239
	Ashley Stevens, 1992	239
	Kendall Greene, 1994	239

REBOUNDED AVG.

1.	Carol Rische, 1980	11.8
2.	Colleen Turnbull, 2003	10.3
3.	Aimee Conner, 1993	10.2
4.	Staci Stevens, 1988	10.1
5.	Laura Fumagalli, 1979	10.0
6.	Lisa Jo Kellogg, 1991	9.7
7.	Carol Rische, 1981	9.4
8.	Staci Stevens, 1987	9.3
9.	Carol Rische, 1982	9.0
10.	Carol Rische, 1983	8.9

THREE-POINTERS MADE

1.	Kelsey Harris, 2015	86
	Kelsey Harris, 2014	86
3.	Karen Boisvert, 1991	81
4.	Evanne Turner, 2023	78
5.	Lori Hurlbut, 1999	76
6.	Kimberly Smith, 2005	72
7.	Laura Thomas, 2007	66
8.	Rachel Nagel, 2018	65
	Vicky Deely, 2011	65
10.	Dani Nafekh, 2017	61

THREE-POINTERS ATTEMPTED

1.	Lori Hurlbut, 1999	220
2.	Kelsey Harris, 2014	217
	Evanne Turner, 2023	217
4.	Karen Boisvert, 1991	216
5.	Cortney French, 2013	186
6.	Sydnee Fipps, 2014	185
7.	Laura Thomas, 2007	182
8.	Kelsey Harris, 2015	178
9.	Kimberly Smith, 2005	177
10.	Vicky Deely, 2011	164

THREE-POINT PCT. (min. 1 3PM/GM)

1.	Cierra Hall, 2021	.492 (29-59)
2.	Kelsey Harris, 2015	.483 (86-178)
3.	Dani Nafekh, 2017	.462 (61-132)
4.	Kourtney Eaton, 2019	.441 (56-127)
5.	Evanne Turner, 2020	.436 (41-94)
6.	Dani Nafekh, 2018	.431 (56-130)
7.	Lori Hurlbut, 1998	.4303 (34-79)
8.	Karley Eaton, 2019	.4301 (40-93)
9.	Celia Marfone, 2016	.422 (43-102)
10.	Rachel Nagel, 2018	.419 (65-155)

FREE THROWS MADE

1.	Morgan Bertsch, 2019	183
2.	Sarah Allen, 2003	172
3.	Lisa Jo Kellogg, 1990	153
4.	Sydnee Fipps, 2013	138
5.	Sydnee Fipps, 2014	128
6.	Jackie Turpin, 2006	125
7.	Lisa Jo Kellogg, 1989	118
8.	Alyson Doherty, 2016	112
9.	Alyson Doherty, 2015	111
	Ellen Porshneva, 2006	111

FREE THROWS ATTEMPTED

1.	Sarah Allen, 2003	236
2.	Morgan Bertsch, 2019	220
3.	Lisa Jo Kellogg, 1990	199
4.	Sydnee Fipps, 2014	185
5.	Sydnee Fipps, 2013	169
6.	Jackie Turpin, 2006	159
7.	Lisa Jo Kellogg, 1989	158
8.	Lisa Jo Kellogg, 1991	157
9.	Tina Galaxidas, 1993	157
10.	Samantha Meggison, 2012	146

FREE THROW PCT. (min. 40 FTM)

1.	Jessica Campbell, 2006	.894 (93-104)
2.	Jessica Campbell, 2008	.889 (104-117)
3.	Kim Omer, 2004	.886 (78-88)
4.	Ellen Porshneva, 2006	.881 (11-126)
5.	Kim Omer, 2002	.878 (65-74)
6.	Ellen Porshneva, 2005	.877 (71-81)
7.	Molly Greubel, 2014	.871 (81-93)
8.	Colleen Turnbull, 2003	.862 (75-87)
9.	Heidi Heintz, 2010	.856 (95-111)
10.	Jennifer Decuir, 2004	.851 (86-101)

ASSISTS

1.	Sara Lillevand, 1991	159
2.	Kourtney Eaton, 2018	154
3.	Kourtney Eaton, 2017	142
	Sara Lillevand, 1990	142
5.	Kourtney Eaton, 2019	137
6.	Mackenzie Tropic, 2020	133
	Laura Manning, 1988	133
8.	Jackie Turpin, 2005	132
	Jennifer Gross, 1996	132
10.	Dani Nafekh, 2016	130

STEALS

1.	Karyn Castro, 1998	105
2.	Jennifer Gross, 1996	98
3.	Jennifer Gross, 1997	92
4.	Karyn Castro, 1999	87
5.	Haylee Donaghe, 2008	85
6.	Karyn Castro, 1997	81
7.	Aimee Conner, 1993	79
8.	Haylee Donaghe, 2010	78
9.	Nicole Dubriel, 1997	77
10.	Donanda Bridges, 1995	76

BLOCKS

1.	Morgan Bertsch, 2017	57
2.	Paige Mintun, 2011	56
3.	Morgan Bertsch, 2018	55
4.	Alyson Doherty, 2016	50
5.	Janae Henning, 2001	49
6.	Kendall Greene, 1994	48
7.	Morgan Bertsch, 2019	45
8.	Kendall Greene, 1995	44
9.	Sage Stobbart, 2021	43
10.	Janae Henning, 2002	40

Marks set in 2020-21 in **BOLD**

ALL-TIME SINGLE-GAME TOP 10 LISTS

POINTS

1.	Morgan Bertsch at Sacramento State, 12/7/18.....	40
2.	Aimee Conner at Chico State, 2/20/93.....	36
3.	Aimee Conner at Cal Poly, 1/2/93.....	35
4.	Morgan Bertsch at Washington State, 11/18/18.....	34
	Morgan Bertsch at Cal State Fullerton, 3/1/18.....	34
6.	Sarah Allen at Sonoma State, 1/3/03.....	33
	Heidi Wutscher at Humboldt State, 2/10/90.....	33
8.	Cierra Hall vs. Boston University, 12/5/19.....	32
	Janae Henning vs. Cal State Dominguez Hills, 12/8/01.....	32
	Aimee Conner vs. Pacific (Ore.) 11/21/92.....	32
	Staci Stevens at Stanislaus State, 1/16/88.....	32
12.	Morgan Bertsch at Kansas State, 3/23/18.....	31
	Ellen Porshneva at Chico State, 12/29/03.....	31
	Lisa Jo Kellogg vs. Humboldt State., 1/13/91.....	31
	Karen Boisvert at Sacramento State, 11/28/90.....	31
	Carol Rische vs. Chico State, 1/30/82.....	31
	Kendall Greene vs. Portland State, 12/30/94.....	31
	Tova Sabel vs. Cal State Fullerton, 2/23/2023.....	31

REBOUNDS

1.	Kendall Greene vs. Humboldt State, 3/3/95.....	22
2.	Carol Rische vs. Cal Poly, 12/6/80.....	21
3.	Colleen Turnbull vs. Chico State, 12/21/03.....	20
	Kendall Greene at Humboldt State, 3/4/94.....	20
	Carol Rische vs. San Francisco State, 12/8/79.....	20
6.	Aimee Conner at San Francisco State, 2/12/93.....	19
	Lisa Jo Kellogg vs. Clarion (Pa.), 12/3/90.....	19
	Staci Stevens vs. Chico State, 2/11/88.....	19
	Carol Rische vs. Nevada, 12/7/79.....	19
10.	Sarah Allen vs. Cal State L.A., 2/1/03.....	18
	Marsha Wells vs. Humboldt State, 1/29/82.....	18
	Nancy Evers vs. San Francisco State, 1/11/77.....	18
	Lisa Peterson vs. UC Irvine, 12/19/79.....	18

ASSISTS

1.	Molly Greubel at UC Irvine, 2/8/14.....	14
2.	Mackenzie Trpcic at #12 Oregon, 2/6/21.....	13
	Sara Lillevand at Stanislaus State, 3/10/90.....	13
4.	Suzu Charles at Cal State East Bay, 1/15/93.....	12
	Sara Lillevand vs. Cal Poly, 11/24/90.....	12
	Denise Stennette vs. Cal State East Bay, 2/17/94.....	12
	Kari Sivesind vs. Emporia State, 12/1/95.....	12
8.	Kourtney Eaton at Seattle, 11/26/17.....	11
	Jackie Turpin vs. Fresno Pacific, 12/28/02.....	11
	Jennifer Gross vs. Metro State, 11/24/95.....	11
11.	Mackenzie Trpcic at CSUN, 3/5/20.....	10
	Mackenzie Trpcic vs. Sacramento State (2ot), 11/26/19.....	10
	Kim Omer vs. San Francisco State, 1/24/04.....	10
	Suzu Charles at Cal State Dominguez Hills, 11/30/91.....	10
	Chris Wells vs. Sonoma State, 1/20/90.....	10
	Lisa Kennedy vs. Saint Mary's 12/20/81.....	10
	Jennifer Gross vs. UC Riverside, 11/25/95.....	10

STEALS

1.	Lisa Kennedy vs. Saint Mary's, 12/20/81.....	11
2.	Karyn Castro vs. New Mexico Highlands, 11/14/98.....	10
3.	Haylee Donaghe, at Pacific, 2/11/10.....	9
	Haylee Donaghe, at Southern Utah, 11/14/08.....	9
	Jennifer Gross vs. Humboldt State, 2/27/96.....	9
6.	Maya Fok at Cal Poly Pomona, 12/19/98.....	8
	Nicole Dubriel vs. Cal Poly Pomona, 11/22/97.....	8
	Aimee Conner vs. Pacific (Ore.), 11/21/92.....	8

BLOCKED SHOTS

1.	Sage Stobbart at Hawai'i, 3/5/21.....	9
2.	Sage Stobbart at UC Irvine, 2/8/20.....	7
	Paige Mintun vs. Pacific, 2/9/11.....	7
	Janae Henning at San Francisco State, 12/15/01.....	7
	Megan Jones vs. Northern Arizona, 12/19/23.....	7
6.	Morgan Bertsch vs. Cal Poly, 2/7/18.....	6
	Morgan Bertsch at Utah, 3/17/17.....	6
	Ellen Porshneva vs. UC Santa Cruz 12/17/03.....	6
	Jessica Campbell vs. Dominican, 11/26/03.....	6
	Janae Henning at UC San Diego, 2/3/01.....	6
	Kari Sivesind vs. Humboldt State, 2/18/95.....	6

QUARTER & OVERTIME TOP 10 LISTS

MOST POINTS IN A QUARTER

	Opponent	Pts.	Qtr.	Date
1.	at Sacramento State.....	32	1st	12/7/18
	at Sacramento State.....	31	2nd	12/7/18
3.	at Cal Poly.....	30	3rd	2/9/19
	at Sacramento State.....	30	4th	12/7/18
	at Sacramento State.....	30	2nd	12/18/16
	at Pacific.....	30	4th	11/21/16
	SACRAMENTO STATE.....	30	1st	12/13/15
8.	WILLIAM JESSUP.....	29	4th	1/1/20
	WILLIAM JESSUP.....	29	3rd	1/1/20
	LONG BEACH STATE.....	29	4th	2/15/18
	at UC Irvine.....	29	4th	1/4/18
	UC IRVINE.....	29	1st	2/11/17
	at Sacramento State.....	29	4th	12/18/16
	at UC Riverside.....	29	4th	2/4/16

FEWEST POINTS IN A QUARTER

	Opponent	Pts.	Qtr.	Date
1.	vs. UC Santa Barbara.....	3	2nd	3/8/23
	at Cal Poly.....	3	2nd	1/25/20
3.	vs. UC Riverside.....	4	2nd	3/9/18
	at UC Irvine.....	4	3rd	1/4/18
5.	at Portland State.....	5	2nd	11/16/18
6.	at CSUN.....	6	2nd	3/5/20
	CSUN.....	6	3rd	2/2/19
	at Oregon State.....	6	3rd	12/20/17
	vs. Jacksonville.....	6	3rd	12/30/16
	at Stanford.....	6	3rd	12/4/16
11.	HAWAII.....	7	1st	1/11/20
	at Hawaii'i.....	7	3rd	2/18/16
	PACIFIC.....	7	4th	11/16/15

MOST POINTS IN A QUARTER – OPPONENTS

	Opponent	Pts.	Qtr.	Date
1.	UC RIVERSIDE.....	33	4th	2/20/16
2.	STANFORD.....	31	3rd	11/13/15
3.	PACIFIC.....	30	3rd	11/11/18
4.	at Stanford.....	29	1st	3/23/19
5.	SANTA CLARA.....	28	4th	11/16/19
	at Montana State.....	28	2nd	11/8/19
	at San Francisco.....	28	4th	12/15/18
	at Fordham.....	28	4th	12/29/17
	at Oregon State.....	28	3rd	12/14/16
	at Utah.....	28	3rd	12/29/15

FEWEST POINTS IN A QUARTER – OPPONENTS

	Opponent	Pts.	Qtr.	Date
1.	CAL STATE MONTEREY BAY.....	3	4th	12/6/15
2.	UC SAN DIEGO.....	4	2nd	1/23/21
	HAWAII.....	4	2nd	1/11/20
	DOMINICAN.....	4	1st	12/29/18
	SOUTHERN UTAH.....	4	1st	11/23/18
	UC IRVINE.....	4	1st	2/11/17
	UC RIVERSIDE.....	4	3rd	1/26/17
8.	at Hawaii'i.....	5	4th	2/22/20
	at Cal Poly.....	5	4th	1/25/20
	UC IRVINE.....	5	3rd	3/15/19
	CAL STATE FULLERTON.....	5	1st	1/28/17

MOST POINTS IN A QUARTER – INDIVIDUAL

	Player	Opponent	Pts.	Qtr.	Date
1.	Morgan Bertsch.....	at Washington State	16	3rd	11/18/18
2.	Mackenzie Trpcic.....	at UC Riverside	15	4th	1/9/20
	Rachel Nagel.....	at Washington State	15	4th	3/23/17
4.	Morgan Bertsch.....	at Sacramento State	14	4th	12/7/18
	Morgan Bertsch.....	at Sacramento State	14	1st	12/7/18
	Morgan Bertsch.....	PACIFIC	14	3rd	11/11/18
7.	Cierra Hall	at Hawaii'i	13	3rd	3/5/21
	Katie Toole.....	SAN FRANCISCO	13	2nd	11/22/19
	Morgan Bertsch.....	CAL STATE FULLERTON	13	1st	1/17/19
	Morgan Bertsch.....	at Kansas State	13	4th	3/23/18
	Morgan Bertsch.....	at Cal State Fullerton	13	2nd	3/1/18
	Pelee Gianotti.....	CAL POLY	13	4th	2/22/17

MOST POINTS IN A QUARTER – INDIV. OPPONENT

	Player	Opponent	Pts.	Qtr.	Date
1.	Brittany Crain.....	UC RIVERSIDE	18	4th	2/20/16
2.	Dynn Leaupepe.....	CAL POLY	17	4th	2/7/18
3.	Raina Perez.....	CAL STATE FULLERTON	16	4th	2/20/20
	Brittany Crain.....	vs. UC Riverside	16	2nd	3/11/16
5.	Julissa Tago.....	HAWAII	15	4th	1/11/20
	Bri Cavanaugh.....	at Fordham	15	4th	12/29/17
	Hannah Friend.....	SACRAMENTO STATE	15	3rd	11/30/17
8.	Yazzy Sa'Dullah.....	at UC Irvine	14	4th	1/4/18
9.	Nyara Sballi.....	at #12 Oregon	13	4th	2/6/21
	Jannon Otto.....	at UC Riverside	13	4th	1/10/20
	Hanna Cavinder.....	at Fresno State	13	3rd	11/12/19
	China Henderson.....	at Cal State Fullerton	13	2nd	3/1/18
	Dynn Leaupepe.....	at Cal Poly	13	4th	1/20/18

MOST POINTS IN A SINGLE OVERTIME

	Opponent	Pts.	Date
1.	at Saint Mary's.....	17	12/3/15
2.	PACIFIC.....	15	1/23/10
3.	at Cal State Fullerton.....	12	2/12/15
	at UC Santa Barbara.....	12	1/31/15
5.	HOUSTON BAPTIST.....	11	12/21/13

MOST POINTS IN A SINGLE OT – OPPONENTS

	Opponent	Pts.	Date
1.	at California (WNIT).....	14	3/17/10
	UC SANTA BARBARA.....	14	1/24/08
3.	at CSUN.....	13	2/3/18
4.	at UC Irvine.....	11	2/8/14
5.	at Saint Mary's.....	10	12/3/15

MOST POINTS IN A SINGLE OT – INDIVIDUAL

1.	Celia Marfone at Saint Mary's.....	8	12/3/15
	Paige Mintun vs. Pacific.....	8	1/23/10
3.	Sydnee Fipps at Cal State Fullerton.....	6	1/18/14
	Jessica Campbell at UC Santa Barbara.....	6	2/23/08
5.	Kelsey Harris at UC Santa Barbara.....	5	1/31/15
	Cortney French at Sacramento State.....	5	12/30/12
	Kasey Riecks at California.....	5	3/17/10

MOST POINTS IN A SINGLE OT – INDIV. OPPONENT

1.	Layshia Clarendon, California.....	10	3/17/10
2.	Jessica Wilson, UC Santa Barbara.....	9	1/24/08
3.	Lauren Nicholson, Saint Mary's.....	6	12/3/15
	Christina Thompson, Pacific.....	6	1/23/10
5.	Hayley Tanabe, CSUN.....	5	2/3/18
	Methlyn Onogomuho, UC Irvine.....	5	2/8/14
	Seyram Gbewonyo, UC Riverside.....	5	2/7/09

ED. NOTE: All single-quarter records are since the 2015-16 season... Overtime records encompass all of the Division I era.

DIVISION I ERA CAREER RECORDS

POINTS

Name (Games).....	Years	Pts.
1. Morgan Bertsch (132).....	2015-19	2,422
2. Sydnee Fipps (118).....	2011-15	1,636
3. Paige Mintun (113).....	2007-11	1,364
4. Alyson Doherty (118).....	2012-16	1,308
5. Pele Gianotti (131).....	2014-18	1,222
6. Evanne Turner (103).....	2019-23	1,172
7. Rachel Nagel (119).....	2014-18	1,077
8. Kasey Riecks (121).....	2008-12	1,071
9. Cierra Hall (111).....	2017-pres.	907
10. Dani Nafekh (129).....	2014-18	895

POINTS PER GAME (min. 60 games)

Name (Games).....	Years	PPG
1. Morgan Bertsch (132).....	2015-19	18.3
2. Sydnee Fipps (118).....	2011-15	13.9
3. Paige Mintun (113).....	2007-11	12.1
4. Evanne Turner (103).....	2019-23	11.4
5. Alyson Doherty (118).....	2012-16	11.1
6. Kelsey Harris (62).....	2013-15	10.4
7. Heidi Heintz (65).....	2009-11	10.1
8. Haylee Donaghe (70).....	2007-10	10.0
9. Pele Gianotti (131).....	2014-18	9.3
10. Rachel Nagel (119).....	2014-18	9.1

FIELD GOALS MADE

Name (Games).....	Years	FGM
1. Morgan Bertsch (132).....	2015-19	963
2. Sydnee Fipps (118).....	2011-15	552
3. Paige Mintun (113).....	2007-11	512
4. Alyson Doherty (118).....	2012-16	480
5. Pele Gianotti (131).....	2014-18	437
6. Evanne Turner (103).....	2019-23	416
7. Kasey Riecks (121).....	2008-12	382
8. Rachel Nagel (119).....	2014-18	379
9. Dani Nafekh (129).....	2014-18	315
10. Cierra Hall (111).....	2017-22	300

FIELD GOALS ATTEMPTED

Name (Games).....	Years	FGA
1. Morgan Bertsch (132).....	2015-19	1,813
2. Sydnee Fipps (118).....	2011-15	1,239
3. Paige Mintun (113).....	2007-11	1,142
4. Evanne Turner (103).....	2019-23	1,002
5. Kasey Riecks (121).....	2008-12	978
6. Alyson Doherty (118).....	2012-16	973
7. Pele Gianotti (131).....	2014-18	942
8. Rachel Nagel (119).....	2014-18	871
9. Dani Nafekh (129).....	2014-18	747
10. Cierra Hall (111).....	2017-22	701

FIELD GOAL PCT. (min. 250 FGM)

Name (FGM-A).....	Years	FG%
1. Morgan Bertsch (963-1813).....	2015-19	.531
2. Alyson Doherty (480-973).....	2012-16	.493
3. Pele Gianotti (437-942).....	2014-18	.464
4. Paige Mintun (512-1142).....	2007-11	.448
5. Sydnee Fipps (552-1239).....	2011-15	.446
6. Rachel Nagel (379-871).....	2014-18	.435
7. Dani Nafekh (315-747).....	2014-18	.422
8. Celia Marfone (283-680).....	2012-16	.416
9. Evanne Turner (416-1,002).....	2019-23	.415
10. Kasey Riecks (382-978).....	2008-12	.391

3-POINTERS MADE

Name (Games).....	Years	3PM
1. Evanne Turner.....	2019-23	229
2. Sydnee Fipps (118).....	2011-15	192
3. Pele Gianotti (131).....	2014-18	180
4. Rachel Nagel (119).....	2014-18	172
5. Kelsey Harris (62).....	2013-15	172
6. Cortney French (116).....	2008-13	171
7. Kasey Riecks (121).....	2008-12	165
8. Dani Nafekh (129).....	2014-18	154
9. Kourtney Eaton (129).....	2015-19	152
10. Nina Bessolo (117).....	2016-20	1517

3-POINTERS ATTEMPTED

Name (Games).....	Years	3PA
1. Evanne Turner (109).....	2019-23	594
2. Sydnee Fipps (118).....	2011-15	564
3. Kasey Riecks (121).....	2008-12	505
4. Pele Gianotti (131).....	2014-18	482
5. Cortney French (116).....	2008-13	479
6. Rachel Nagel (119).....	2014-18	448
7. Nina Bessolo (117).....	2016-20	431
8. Kourtney Eaton (129).....	2015-19	425
9. Kelsey Harris (62).....	2013-15	395
10. Dani Nafekh (129).....	2014-18	372

THREE-POINT PCT. (min. 50 3PM)

Name (3PM-A).....	Years	FG%
1. Kelsey Harris (172-395).....	2013-15	.435
2. Dani Nafekh (154-372).....	2014-18	.414
3. Vicky Deely (81-208).....	2008-11	.389
4. Evanne Turner (229-594).....	2019-23	.386
5. Rachel Nagel (172-448).....	2014-18	.384
6. Lauren Juric (69-183).....	2007-12	.377
7. Pele Gianotti (180-482).....	2014-18	.373
8. Karley Eaton (70-191).....	2015-19	.3664
9. Sophia Song (97-265).....	2016-20	.366
10. Celia Marfone (80-221).....	2012-16	.362

FREE THROWS MADE

Name (Games).....	Years	FTM
1. Morgan Bertsch (132).....	2015-19	469
2. Alyson Doherty (118).....	2012-16	340
3. Sydnee Fipps (118).....	2011-15	340
4. Paige Mintun (113).....	2007-11	263
5. Cierra Hall (111).....	2017-pres.	241
6. Samantha Meggison (123).....	2007-12	229
7. Haylee Donaghe (70).....	2007-10	207
8. Heidi Heintz (65).....	2009-11	187
9. Celia Marfone (118).....	2012-16	171
10. Pele Gianotti (131).....	2014-18	168

FREE THROWS ATTEMPTED

Name (Games).....	Years	FTA
1. Morgan Bertsch (132).....	2015-19	616
2. Alyson Doherty (118).....	2012-16	464
3. Sydnee Fipps (118).....	2011-15	431
4. Paige Mintun (113).....	2007-11	359
5. Cierra Hall (111).....	2017-22	340
6. Samantha Meggison (123).....	2007-12	320
7. Haylee Donaghe (70).....	2007-10	284
8. Celia Marfone (118).....	2012-16	235
9. Heidi Heintz (65).....	2009-11	228
10. Pele Gianotti (131).....	2014-18	226

FREE THROW PCT. (min. 80 FTM)

Name (FTM-A).....	Years	FT%
1. Jessica Campbell (104-117).....	2007-08	.889
2. Molly Greubel (142-168).....	2012-16	.845
3. Kourtney Eaton (91-109).....	2015-19	.835
4. Heidi Heintz (187-228).....	2009-11	.820
5. Sydnee Fipps (340-431).....	2011-15	.789
6. Vicky Deely (95-124).....	2008-11	.7661
7. Rachel Nagel (147-192).....	2014-18	.7656
8. Morgan Bertsch (469-616).....	2015-19	.761
9. Hana Asano (131-176).....	2008-12	.744
10. Pele Gianotti (168-226).....	2014-18	.743

REBOUNDS

Name (Games).....	Years	Reb.
1. Alyson Doherty (118).....	2012-16	708
2. Morgan Bertsch (132).....	2015-19	682
3. Celia Marfone (118).....	2012-16	682
4. Cierra Hall (111).....	2017-pres.	668
5. Pele Gianotti (131).....	2014-18	616
6. Paige Mintun (113).....	2007-11	606
7. Sydnee Fipps (118).....	2011-15	541
8. Sage Stobbs (77).....	2018-pres.	462
9. Rachel Nagel (119).....	2014-18	417
10. Lauren Juric (105).....	2007-12	416

ASSISTS

Name (Games).....	Years	A
1. Kourtney Eaton (129).....	2015-19	546
2. Dani Nafekh (129).....	2014-18	376
3. Hana Asano (122).....	2008-12	285
4. Karley Eaton (129).....	2015-19	233
5. Blair Shinoda (121).....	2009-13	224
6. Pele Gianotti (131).....	2014-18	222
7. Mackenzie Trpcic (45).....	2019-21	219
8. Alyson Doherty (118).....	2012-16	214
9. Cierra Hall (111).....	2017-pres.	213
10. Paige Mintun (113).....	2007-11	208

BLOCKS

Name (Games).....	Years	B
1. Morgan Bertsch (132).....	2015-19	193
2. Paige Mintun (113).....	2007-11	148
3. Alyson Doherty (118).....	2012-16	147
4. Sage Stobbs (77).....	2018-pres.	98
5. Marly Anderson (68).....	2016-18	66
6. Lauren Juric (105).....	2007-12	66
7. Celia Marfone (118).....	2012-16	56
8. Cierra Hall (111).....	2017-pres.	47
9. Nina Bessolo (117).....	2016-20	38
10. Blair Shinoda (121).....	2009-13	35

STEALS

Name (Games).....	Years	S
1. Hana Asano (122).....	2008-12	200
2. Haylee Donaghe (70).....	2007-10	184
3. Samantha Meggison (123).....	2007-12	162
4. Paige Mintun (113).....	2007-11	159
5. Kourtney Eaton (129).....	2015-19	152
6. Sydnee Fipps (118).....	2011-15	152
7. Morgan Bertsch (132).....	2015-19	141
8. Kasey Riecks (121).....	2008-12	138
9. Blair Shinoda (121).....	2009-13	126
10. Cierra Hall (111).....	2017-pres.	111

DIVISION I-ERA SEASON RECORDS

POINTS

Name (Games).....	Year	Pts.
1. Morgan Bertsch (32).....	2018-19	754
2. Morgan Bertsch (35).....	2017-18	702
3. Sydnee Fipps (31).....	2013-14	548
4. Morgan Bertsch (33).....	2016-17	520
5. Sydnee Fipps (30).....	2012-13	512
6. Paige Mintun (33).....	2010-11	476
7. Jessica Campbell (31).....	2007-08	475
8. Evanne Turner (30).....	2022-23	454
9. Morgan Bertsch (32).....	2015-16	446
10. Sydnee Fipps (27).....	2014-15	420

POINTS PER GAME (min. 25 games)

Name (Games).....	Years	PPG
1. Morgan Bertsch (32).....	2018-19	23.6
2. Morgan Bertsch (35).....	2017-18	20.1
3. Sydnee Fipps (31).....	2013-14	17.7
4. Sydnee Fipps (30).....	2012-13	17.1
5. Morgan Bertsch (33).....	2016-17	15.8
6. Sydnee Fipps (27).....	2014-15	15.6
7. Jessica Campbell (31).....	2007-08	15.3
8. Evanne Turner (30).....	2022-23	15.1
9. Paige Mintun (33).....	2010-11	14.4
10. Morgan Bertsch (32).....	2015-16	13.94

FIELD GOALS MADE

Name (Games).....	Years	FGM
1. Morgan Bertsch (35).....	2017-18	305
2. Morgan Bertsch (32).....	2018-19	274
3. Morgan Bertsch (33).....	2016-17	207
4. Paige Mintun (33).....	2010-11	184
5. Sydnee Fipps (31).....	2013-14	183
6. Morgan Bertsch (32).....	2015-16	177
7. Jessica Campbell (31).....	2007-08	172
8. Sydnee Fipps (30).....	2012-13	164
9. Evanne Turner (30).....	2022-23	163
10. Katie Toole (29).....	2019-20	155

FIELD GOALS ATTEMPTED

Name (Games).....	Years	FGA
1. Morgan Bertsch (32).....	2018-19	554
2. Morgan Bertsch (35).....	2017-18	545
3. Sydnee Fipps (31).....	2013-14	422
4. Morgan Bertsch (33).....	2016-17	410
5. Evanne Turner (30).....	2022-23	401
6. Paige Mintun (33).....	2010-11	396
7. Sydnee Fipps (30).....	2012-13	370
8. Jessica Campbell (31).....	2007-08	319
9. Sydnee Fipps (27).....	2014-15	314
10. Paige Mintun (28).....	2008-09	306

FIELD GOAL PCT. (min. 100 FGM)

Name (FGM-A).....	Years	FG%
1. Morgan Bertsch (177-304).....	2015-16	.582
2. Morgan Bertsch (305-545).....	2017-18	.560
3. Alyson Doherty (137-246).....	2013-14	.557
4. Jessica Campbell (172-319).....	2007-08	.539
5. Katie Toole (155-304).....	2019-20	.510
6. Alyson Doherty (144-285).....	2014-15	.5052
7. Morgan Bertsch (207-410).....	2016-17	.5048
8. Alyson Doherty (142-282).....	2015-16	.504
9. Morgan Bertsch (274-554).....	2018-19	.495
10. Heidi Heintz (107-219).....	2010-11	.489

3-POINTERS MADE

Name (Games).....	Years	3PM
1. Kelsey Harris (31).....	2013-14	86
Kelsey Harris (31).....	2014-15	86
3. Rachel Nagel (35).....	2017-18	65
Vicky Deely (32).....	2010-11	65
5. Dani Nafekh (32).....	2016-17	61
Sydnee Fipps (27).....	2014-15	61
7. Pele Gianotti (32).....	2015-16	60
Cortney French (28).....	2012-13	60
9. Nina Bessolo (32).....	2018-19	56
Kourtney Eaton (31).....	2018-19	56
Dani Nafekh (35).....	2017-18	56
Pele Gianotti (33).....	2016-17	56

3-POINTERS ATTEMPTED

Name (Games).....	Years	3PA
1. Evanne Turner (30).....	2022-23	217
Kelsey Harris (31).....	2013-14	217
3. Cortney French (28).....	2012-13	186
4. Sydnee Fipps (31).....	2013-14	185
5. Kelsey Harris (31).....	2014-15	178
6. Vicky Deely (32).....	2010-11	164
7. Nina Bessolo (32).....	2018-19	162
8. Pele Gianotti (32).....	2015-16	158
9. Rachel Nagel (35).....	2017-18	155
10. Sydnee Fipps (27).....	2014-15	152

THREE-POINT PCT. (min. 25 3PM)

Name (3PM-A).....	Years	FG%
1. Cierra Hall (29-59).....	2020-21	.492
2. Kelsey Harris (86-178).....	2014-15	.483
3. Dani Nafekh (61-132).....	2016-17	.462
4. Kourtney Eaton (56-127).....	2018-19	.441
5. Evanne Turner (41-94).....	2019-20	.436
6. Dani Nafekh (56-130).....	2017-18	.4307
7. Karley Eaton (40-93).....	2018-19	.4301
8. Celia Marfone (43-102).....	2015-16	.422
9. Rachel Nagel (65-155).....	2017-18	.419
10. Katie Toole (40-96).....	2019-20	.417

FREE THROWS MADE

Name (Games).....	Years	FTM
1. Morgan Bertsch (32).....	2018-19	183
2. Sydnee Fipps (30).....	2012-13	138
3. Sydnee Fipps (31).....	2013-14	128
4. Alyson Doherty (32).....	2015-16	112
5. Alyson Doherty (30).....	2014-15	111
6. Samantha Meggison (30).....	2011-12	110
7. Morgan Bertsch (33).....	2016-17	105
8. Jessica Campbell (31).....	2007-08	104
9. Haylee Donaghe (31).....	2007-08	99
10. Heidi Heintz (32).....	2009-10	95

FREE THROWS ATTEMPTED

Name (Games).....	Years	FTA
1. Morgan Bertsch (32).....	2018-19	220
2. Sydnee Fipps (30).....	2012-13	169
3. Sydnee Fipps (31).....	2013-14	158
4. Samantha Meggison (30).....	2011-12	146
5. Morgan Bertsch (33).....	2016-17	145
Alyson Doherty (30).....	2014-15	145
7. Alyson Doherty (32).....	2015-16	144
8. Haylee Donaghe (31).....	2007-08	141
9. Morgan Bertsch (32).....	2015-16	137
10. Paige Mintun (33).....	2010-11	120

FREE THROW PCT. (min. 50 FTM)

Name (FTM-A).....	Years	FT%
1. Jessica Campbell (104-117).....	2007-08	.889
2. Molly Greubel (81-93).....	2013-14	.871
3. Heidi Heintz (95-111).....	2009-10	.856
4. Cierra Hall (66-78).....	2020-21	.846
5. Heather Bates (56-67).....	2007-08	.836
6. Morgan Bertsch (183-220).....	2018-19	.832
7. Molly Greubel (60-73).....	2012-13	.822
8. Sydnee Fipps (138-169).....	2012-13	.817
9. Sydnee Fipps (128-158).....	2013-14	.810
10. Pele Gianotti (53-66).....	2017-18	.803

REBOUNDS

Name (Games).....	Years	Reb.
1. Celia Marfone (31).....	2014-15	208
2. Cierra Hall (29).....	2019-20	207
3. Celia Marfone (32).....	2015-16	202
4. Cierra Hall (32).....	2018-19	201
5. Alyson Doherty (32).....	2015-16	200
6. Sage Stobart (29).....	2019-20	198
Pele Gianotti (35).....	2017-18	198
8. Alyson Doherty (30).....	2014-15	194
9. Pele Gianotti (33).....	2016-17	193
10. Morgan Bertsch (32).....	2018-19	192

ASSISTS

Name (Games).....	Years	A
1. Kourtney Eaton (35).....	2017-18	154
2. Kourtney Eaton (32).....	2016-17	142
3. Kourtney Eaton (31).....	2018-19	137
4. Mackenzie Trpcic (29).....	2019-20	133
5. Dani Nafekh (32).....	2015-16	130
6. Kourtney Eaton (32).....	2015-16	113
7. Molly Greubel (31).....	2013-14	104
8. Karley Eaton (32).....	2018-19	102
9. Blair Shinoda (30).....	2012-13	94
10. Dani Nafekh (35).....	2017-18	92

BLOCKS

Name (Games).....	Years	B
1. Morgan Bertsch (33).....	2016-17	57
2. Megan Jones (30).....	2022-23	56
Paige Mintun (33).....	2010-11	56
4. Morgan Bertsch (35).....	2017-18	55
5. Alyson Doherty (32).....	2015-16	50
6. Morgan Bertsch (32).....	2018-19	45
7. Sage Stobart (16).....	2020-21	43
8. Sage Stobart (29).....	2019-20	39
9. Marly Anderson (33).....	2016-17	36
Morgan Bertsch (32).....	2015-16	36

STEALS

Name (Games).....	Years	S
1. Haylee Donaghe (31).....	2007-08	85
2. Haylee Donaghe (32).....	2009-10	78
3. Hana Asano (32).....	2009-10	66
Kirsten Commins (31).....	2007-08	66
5. Samantha Meggison (33).....	2010-11	61
6. Blair Shinoda (30).....	2012-13	60
7. Hannah Stephens (30).....	2011-12	58
8. Heather Bates (30).....	2007-08	56
9. Sydnee Fipps (30).....	2012-13	55
10. Hana Asano (30).....	2011-12	50

DIVISION I-ERA SINGLE GAME RECORDS

POINTS

PTS	Name (Opponent)	Date
1. 40	Morgan Bertsch at Sacramento State	12/7/18
2. 34	Morgan Bertsch at Washington State	11/18/18
34	Morgan Bertsch at Cal State Fullerton	3/1/18
4. 32	Cierra Hall vs. Boston U.	12/5/19
5. 31	Morgan Bertsch at UC Riverside	1/5/19
31	Morgan Bertsch vs. Pacific	11/11/18
31	Morgan Bertsch at Kansas State (WNIT)	3/23/18
31	Tova Sabel vs. Cal State Fullerton	2/23/23
9. 30	Katie Toole at Saint Mary's	11/19/19
30	Morgan Bertsch vs. UC Riverside	2/14/19
11. 29	Morgan Bertsch at Hawai'i	1/12/19
29	Morgan Bertsch vs. UC Irvine	1/19/19
29	Morgan Bertsch vs. Sacramento State	11/30/17
29	Jessica Campbell at San Francisco	12/20/07
29	Sydnee Fipps vs. UC Riverside	1/15/15
29	Sydnee Fipps vs. Long Beach State	1/31/13

FIELD GOALS MADE

FG	Name (Opponent)	Date
1. 16	Morgan Bertsch at Sacramento State	12/7/18
2. 15	Morgan Bertsch at Kansas State (WNIT)	3/23/18
3. 14	Morgan Bertsch at Washington State	11/18/18
14	Morgan Bertsch at Cal State Fullerton	3/1/18
5. 13	Morgan Bertsch at Hawai'i	1/12/19
13	Morgan Bertsch at Hawai'i	2/17/18
13	Morgan Bertsch vs. Pepperdine	11/12/17
8. 12	Katie Toole at Saint Mary's	11/19/19
12	Morgan Bertsch vs. Idaho (WNIT)	3/15/18
12	Morgan Bertsch vs. Sacramento State	11/30/17
12	Jessica Campbell vs. Saint Mary's	12/17/07

FIELD GOALS ATTEMPTED

FGA	Name (Opponent)	Date
1. 28	Morgan Bertsch at Hawai'i	1/12/19
28	Morgan Bertsch at Sacramento State	12/7/18
28	Morgan Bertsch at Oregon State	12/20/17
4. 27	Morgan Bertsch at Kansas State (WNIT)	3/23/18
5. 25	Morgan Bertsch at Stanford (NCAA)	3/23/19
25	Morgan Bertsch vs. CSUN	2/2/19
25	Morgan Bertsch vs. Pacific	11/11/18
8. 24	Morgan Bertsch vs. Saint Mary's	12/17/18
9. 23	Morgan Bertsch vs. Hawai'i	3/16/19
23	Morgan Bertsch at Washington State	11/18/18
23	Sydnee Fipps at San Jose State	12/20/14
23	Tova Sabel vs. UC Santa Barbara (BWT)	3/8/23

FIELD GOAL PCT. (min. 8 FGM)

Pct.	Name (Opponent)	Date
1. .900	Morgan Bertsch vs. Dominican (9-10)	12/29/18
.900	Sydnee Fipps at Sacramento State (9-10)	11/18/14
3. .889	Anna Harp vs. Portland State (8-9)	11/27/07
.889	Kasey Riecks at CSU Bakersfield (8-9)	1/18/10
5. .818	Morgan Bertsch vs. Albany (9-11)	12/18/15

THREE-POINTERS MADE

3PM	Name (Opponent)	Date
1. 8	Dani Nafekh vs. San Diego State	12/2/16
8	Kelsey Harris vs. Long Beach State	3/11/15
3. 7	Pele Gianotti at Saint Mary's	12/3/15
4. 6	Eight Times (Last: Kourtney Eaton vs. CSUN, 2/2/19)	

THREE-POINTERS ATTEMPTED

3PA	Name (Opponent)	Date
1. 14	Sydnee Fipps at San Jose State	12/10/14
14	Cortney French vs. UC Irvine	2/2/13
14	Pele Gianotti at Saint Mary's	12/3/15
14	Kelsey Harris at UC Irvine	2/8/14
5. 13	Sydnee Fipps vs. San Francisco	11/29/13

THREE-POINT PCT. (min. 6 FGM)

Pct.	Name (Opponent)	Date
1. .857	Kourtney Eaton vs. CSUN (6-7)	2/2/19
2. .800	Kelsey Harris vs. Long Beach State (8-10)	3/11/15
3. .750	Sydnee Fipps vs. CSUN (6-8)	2/5/15
.750	Cortney French at Cal Poly (6-8)	1/10/13
5. .727	Dani Nafekh vs. San Diego State (8-11)	12/2/16

FREE THROWS MADE

FTM	Name (Opponent)	Date
1. 17	Sydnee Fipps at Pacific	11/11/13
2. 13	Jessica Campbell vs. CSUN	1/10/08
3. 12	Sydnee Fipps vs. Hawai'i	1/18/13
12	Heidi Heintz vs. UC Riverside	3/13/10
5. 11	Cierra Hall vs. Boston U.	12/5/19
11	Morgan Bertsch vs. UC Irvine	1/19/19
11	Alyson Doherty at UC Irvine	3/7/15
11	Samantha Meggison at CSUN	2/18/12

FREE THROWS ATTEMPTED

FTA	Name (Opponent)	Date
1. 20	Sydnee Fipps at Pacific	11/11/13
2. 16	Jessica Campbell vs. CSUN	1/10/08
3. 15	Alyson Doherty at UC Irvine	3/7/15
4. 14	Cierra Hall vs. Boston U.	12/5/19
14	Sydnee Fipps vs. Hawai'i	1/18/13
14	Sydnee Fipps at Hawai'i	1/23/14
14	Heidi Heintz vs. UC Riverside	3/13/10

FREE THROW PCT. (min. 9 FTM)

Pct.	Name (Opponent)	Date
1. 1.000	Morgan Bertsch vs. UC Irvine (11-11)	1/19/19
1.000	Morgan Bertsch vs. UC Santa Barbara (10-10)	3/9/19
1.000	Jessica Campbell at San Francisco (9-9)	12/20/07
1.000	Jessica Campbell vs. Portland State (9-9)	11/27/07
1.000	Haylee Donaghe vs. Cal State Fullerton (9-9)	3/6/10
1.000	Pele Gianotti vs. Cal Poly (9-9)	2/22/17
1.000	Blair Shinoda vs. Pacific (9-9)	1/21/12

REBOUNDS

REB	Name (Opponent)	Date
1. 15	Celia Marfone at UC Irvine	3/5/16
15	Celia Marfone vs. UC Riverside	3/6/14
3. 14	Cierra Hall vs. UC Irvine	2/15/20
14	Sage Stobbart at UC Irvine	2/8/20
14	Sydnee Fipps vs. Sacramento State	12/28/13
6. 13	Sage Stobbart at Hawai'i	3/5/21
13	Cierra Hall vs. Boston U.	12/5/19
13	Cierra Hall at Sacramento State	12/7/18
13	Celia Marfone vs. UC Riverside	1/15/15

ASSISTS

ASST	Name (Opponent)	Date
1. 14	Molly Greubel at UC Irvine	2/8/14
2. 13	Mackenzie Trpcic at #12 Oregon	2/6/21
3. 11	Kourtney Eaton at Seattle	11/26/17
4. 10	Mackenzie Trpcic at CSUN	3/5/20
10	Mackenzie Trpcic vs. Sacramento State (2ot)	11/26/19

STEALS

STL	Name (Opponent)	Date
1. 9	Haylee Donaghe vs. Pacific	1/23/10
9	Haylee Donaghe at Southern Utah	11/14/08
3. 7	Haylee Donaghe vs. Long Beach State	1/12/08
7	Samantha Meggison at Seattle	11/13/11
7	Blair Shinoda at UC Riverside	1/16/13

BLOCKS

BLK	Name (Opponent)	Date
1. 9	Sage Stobbart at Hawai'i	3/5/21
2. 7	Sage Stobbart at UC Irvine	2/8/20
7	Paige Mintun vs. Pacific	2/9/11
4. 6	Morgan Bertsch vs. Cal Poly	2/7/18
6	Morgan Bertsch at Utah	3/17/07

DIVISION I-ERA TEAM RECORDS

TEAM SINGLE-GAME RECORDS

Most Points 110 at Sacramento State, 12/18/16
 Most Points (Half) 63 (1st) at Sacramento State, 12/7/18
 Most Points (Home) 98 vs. Saint Mary's, 12/17/07
 Most Points (Opponent) 102 vs. UConn, 11/14/14
 Most Points (Opponent, Half) 60 (1st) at UConn, 12/5/13
 Fewest Points 36 vs. UC Santa Barbara, 3/8/23
 Fewest Points (Half) 11 (1st) at UC Santa Barbara, 1/12/13
 Fewest Points (Home) 38 vs. Stanford, 11/30/12
 Fewest Points (Away) 37 at UConn, 12/5/13
 Fewest Points (Opponent) 24 at UC Irvine, 2/12/09
 Fewest Points (Opponent, Half) 7 (1st) at UC Irvine, 2/12/09

Field Goals Made 42 at Sacramento State, 12/7/18
 Field Goals Attempted 77 at Sacramento State, 12/7/18
 Field Goal Pct. (min. 20 FGM)606 (40-66) at Sacramento State, 12/18/16

Three-Pointers Made **17 vs. UC San Diego, 1/22/21**
 17 vs. Washington State, 11/10/17
 17 vs. Long Beach State, 2/19/15
 Three-Pointers Attempted 40 at Montana, 12/2/18
 Three-Point Pct. (min. 10 made)625 (10-16) vs. Cal Poly, 2/3/11

Free Throws Made 31 vs. UC Santa Barbara, 2/1/14
 31 vs. San Jose State, 11/16/11
 Free Throws Attempted 37 at CSUN, 1/4/10
 Free Throw Pct. (min. 10 made) 1.000 (16-16) vs. UC Irvine, 1/19/19
 1.000 (13-13) at Cal State Fullerton, 1/17/08
 1.000 (12-12) vs. Long Beach State, 2/18/10
 1.000 (11-11) at Cal Poly, 1/10/13
 1.000 (11-11) at Wyoming (WNIT), 3/18/18

Most Rebounds 67 at Sacramento State, 12/7/14
 Most Assists 29 vs. Saint Mary's, 12/17/07
 Most Steals 22 at CSUN, 2/9/08
 Most Blocks 12 at Utah, 3/17/17

TEAM QUARTER RECORDS

Most Points 32 (1st) at Sacramento State, 12/7/18
 Fewest Points 3 (2x) last vs. UC Santa Barbara (2nd), 3/8/23
 Most Points Allowed 33 (4th) vs. UC Riverside, 2/20/16
 Fewest Pts. Allowed 3 (4th) vs. Cal State Monterey Bay, 12/6/15
 Most Points - 1st Quarter 32 at Sacramento State, 12/7/18
 Most Points - 2nd Quarter 31 at Sacramento State, 12/7/18
 Most Points - 3rd Quarter 30 at Cal Poly, 2/9/19
 Most Points - 4th Quarter 30 at Sacramento State, 12/7/18
 30 at Pacific, 11/21/16
 Most Points - Overtime 17 at Saint Mary's, 12/3/15

Most Field Goals 13 (1st) vs. Sacramento State, 12/13/15
 Highest Field Goal Pct.889 (8-9) (4th) vs. CSUN, 1/29/20
 Most Three-Pointers 7 (3rd) at Cal Poly, 2/9/19
 7 (3rd) vs. UC Riverside, 1/11/18
 7 (4th) vs. Cal State Fullerton, 1/28/17
 Highest 3-Point Pct. 1.000 (7-7) (3rd) at Cal Poly, 2/9/19

Most Free Throws **14 (4th) (14-22) vs. Cal State Fullerton, 3/10/21**
 Highest Free Throw Pct. 1.000 (13-13) (4th) at Sacramento State, 12/18/16
 Most Rebounds 19 (1st) at Sacramento State, 12/7/18
 Most Assists 10 (3rd) at Cal Poly, 2/9/19
 10 (4th) at Southern Utah, 11/24/17
 10 (1st) vs. Sacramento State, 12/13/15

Most Blocks **4 (1st) at Hawai'i, 3/6/21**
 **4 (4th) at Hawai'i, 3/5/21**
 **4 (2nd) vs. Cal Poly, 2/27/21**
 4 (1st) at UC Irvine, 2/8/20
 4 (3rd) vs. UC Santa Barbara, 2/1/20
 4 (2nd) at Sacramento State, 12/7/18
 4 (1st) vs. Cal Poly, 2/7/18
 4 (2nd) at Southern Utah, 11/24/17
 4 (1st) at Utah, 3/17/16
 4 (4th) at Sacramento State, 12/18/16
 4 (2nd) vs. Montana State, 11/23/16
 4 (1st) vs. Sacramento State, 12/13/15
 Most Steals 7, Four Times
 Last: 3rd at Cal Poly, 1/25/20

INDIVIDUAL QUARTER RECORDS

Most Points 16, Morgan Bertsch at Washington State (3rd), 11/18/18
 Most Rebounds 7, Pele Gianotti at San Francisco (3rd), 12/21/16
 Most Field Goals 7, Morgan Bertsch at Washington State (3rd), 11/18/18
 Most 3-Pointers 5, Mackenzie Trpcic at UC Riverside (4th), 1/9/20
 Most Free Throws 8 (8-10), Cierra Hall vs. Cal State Fullerton (4th), 3/10/21
 Most Assists 6, Kourtney Eaton vs. UC Riverside (4th), 3/11/16
 Most Blocks 4, Sage Stobbart at Hawai'i (1st), 3/6/21
 4, Sage Stobbart at UC Irvine (1st), 2/8/20
 Most Steals 4, Kayla Konrad at Cal Poly (3rd), 1/25/20
 4, Kourtney Eaton at Cal Poly (2nd), 2/2/17

Most Points in an OT 8, Celia Marfone at Saint Mary's, 12/3/15
 Most Rebounds in an OT 3, Celia Marfone at Saint Mary's, 12/3/15

DIVISION I-ERA POSTSEASON RECORDS

BIG WEST TOURNAMENT

INDIVIDUAL

Most Points	26, Morgan Bertsch vs. UC Santa Barbara, 3/9/16
	26, Kelsey Harris vs. Long Beach State, 3/11/15
Field Goals Made	11, Morgan Bertsch vs. UC Santa Barbara, 3/9/16
Field Goals Attempted	23, Morgan Bertsch vs. Hawai'i, 3/16/19
Field Goal Pct. (min. 4 FGM)	1.000 (4-4), Anna Harp vs. UC Riverside, 3/14/08
	1.000 (4-4), Kelsey Harris vs. UC Irvine, 3/10/15
Three-Pointers Made	8, Kelsey Harris vs. Long Beach State, 3/11/15
Three-Pointers Attempted	12, Rachel Nagel vs. CSUN, 3/10/18
	12, Kelsey Harris vs. UC Irvine, 3/12/14
Three-Point Pct. (min. 3 3PM)	1.000 (4-4), Kourtney Eaton vs. UC Irvine, 3/15/19
Free Throws Made	12, Heidi Heintz vs. UC Riverside, 3/13/10
Free Throws Attempted	14, Heidi Heintz vs. UC Riverside, 3/13/10
Free Throw Pct. (min. 4 FTM)	1.000 (7-7), Alyson Doherty vs. UCR, 3/11/16
Most Rebounds	12, Sage Stobbart vs. UC Irvine, 3/13/21
	12, Celia Marfone vs. UC Riverside, 3/11/16
	12, Paige Mintun vs. CSUN, 3/11/09
Most Assists	9, Kourtney Eaton vs. UC Riverside, 3/11/16
	9, Molly Greubel vs. UC Irvine, 3/12/14
Most Steals	6, Haylee Donaghe vs. UC Santa Barbara, 3/12/10
	6, Hannah Stephens vs. UC Irvine, 3/8/11
Most Blocks	4, Paige Mintun vs. UC Irvine, 3/8/11

TEAM

Most Points	82 vs. UC Irvine, 3/15/19
Most Points (Quarter)	28 (4th) vs. UC Riverside, 3/11/16
Most Points (Half)	51 (2nd) vs. UC Riverside, 3/11/16
Most Points (Opponent)	78 vs. Hawai'i, 3/12/16
Most Points (Opponent, Quarter)	25 (2nd) vs. Hawai'i, 3/12/16
Most Points (Opponent, Half)	42 (2nd Half) vs. UC Riverside, 3/13/10
Fewest Points	36 vs. UC Santa Barbara, 3/8/23
Fewest Points (Opponent)	39 vs. UC Riverside, 3/11/16
Field Goals Made	30 vs. UC Irvine, 3/10/15
Field Goals Attempted	63 vs. UC Irvine, 3/12/14
Field Goal Pct. (min. 20 made)	.588 (30-51) vs. UC Irvine, 3/10/15
Three-Pointers Made	13 vs. Long Beach State, 3/11/15
Three-Pointers Attempted	29 vs. CSUN, 3/12/13
	29 vs. Long Beach State, 3/11/15
Three-Point Pct. (min. 5 made)	.625 (5-8) vs. UC Riverside, 3/14/08
Free Throws Made	28 vs. UC Riverside, 3/13/10
Free Throws Attempted	34 vs. UC Riverside, 3/13/10
Free Throw Pct. (min. 10 made)	.917 (11-12) vs. UC Santa Barbara, 3/15/08
Most Rebounds	46 vs. UC Riverside, 3/11/16
Most Assists	22 vs. UC Irvine, 3/10/15
Most Blocks	9 vs. UC Irvine, 3/8/11
Most Steals	16 vs. UC Irvine, 3/8/11

WNIT

INDIVIDUAL

Most Points	31, Morgan Bertsch at Kansas State, 3/23/18
Field Goals Made	15, Morgan Bertsch at Kansas State, 3/23/18
Field Goals Attempted	27, Morgan Bertsch at Kansas State, 3/23/17
Field Goal Pct. (min. 4 FGM)	.800 (12-15), Morgan Bertsch vs. Idaho, 3/15/18
Three-Pointers Made	4, Six Times
	Last: Rachel Nagel & Dani Nafekh at Indiana, 3/25/17
Three-Pointers Attempted	9, Rachel Nagel at Kansas State, 3/23/18
	9, Kourtney Eaton at Colorado State, 3/19/17
Three-Point Pct. (min. 3 3PM)	1.000 (3-3), Pele Gianotti at Kansas St., 3/23/18
Free Throws Made	6, Heather Bates at Gonzaga, 3/20/08
Free Throws Attempted	7, Heather Bates at Gonzaga, 3/20/08
Free Throw Pct. (min. 4 FTM)	1.000 (4-4), Morgan Bertsch at Wyoming, 3/18/18
	1.000 (4-4), Rachel Nagel at Wyoming, 3/18/18
	1.000 (4-4), Marly Anderson at Colorado St., 3/19/17
	1.000 (4-4), Jessica Campbell at Gonzaga, 3/20/08
Most Rebounds	11, Heather Bates at Gonzaga, 3/20/08
Most Assists	7, Kourtney Eaton at Washington State, 3/23/17
Most Steals	4, Haylee Donaghe at Gonzaga, 3/20/08
Most Blocks	6, Morgan Bertsch at Utah, 3/17/17

TEAM

Most Points	82 vs. Idaho, 3/15/18
Most Points (Half)	47 (1st Half) vs. Idaho, 3/15/18
Most Points (Quarter)	25 (2nd) vs. Idaho, 3/15/18
Most Points (Opponent)	81 at Indiana, 3/25/18
	81 at Gonzaga, 3/20/08
Most Points (Opponent, Half)	48 (2nd Half) at Gonzaga, 3/20/08
Most Points (Quarter)	25 (1st) at Washington State, 3/23/17
Fewest Points	48 at Oregon State, 3/15/12
Fewest Points (Opponent)	57 at Colorado State, 3/19/17
Field Goals Made	34 vs. Idaho, 3/15/18
Field Goals Attempted	66 at Kansas State, 3/23/18
Field Goal Pct. (min. 20 made)	.583 (28-48) at Wyoming, 3/18/18
Three-Pointers Made	12 at Indiana, 3/25/18
	12 at California, 3/17/10
Three-Pointers Attempted	32 at Colorado State, 3/19/17
Three-Point Pct. (min. 10 made)	.400 (12-30) at Indiana, 3/25/18
	.400 (12-30) at California, 3/17/10
Free Throws Made	14 at Gonzaga, 3/20/08
Free Throws Attempted	20 at Utah, 3/17/17
Free Throw Pct. (min. 10 made)	1.000 (11-11) at Wyoming, 3/18/18
Most Rebounds	42 at Utah, 3/17/17
Most Assists	19 at Kansas State, 3/23/18
Most Blocks	12 at Utah, 3/17/17
Most Steals	13, Three Times
	Last: at Oregon State, 3/15/12

NCAA TOURNAMENT

INDIVIDUAL

Most Points	25, Morgan Bertsch at Stanford, 3/23/19
Field Goals Made	8, Morgan Bertsch at Stanford, 3/23/19
	8, Paige Mintun at Stanford, 3/19/11
Field Goals Attempted	25, Morgan Bertsch at Stanford, 3/23/19
Field Goal Pct. (min. 4 FGM)	.800 (4-5), Sage Stobbart at Stanford, 3/23/19
Three-Pointers Made	4, Cierra Hall vs. Missouri State, 3/22/21
	4, Evanne Turner vs. Missouri State, 3/22/21
	4, Sage Stobbart at Stanford, 3/23/19
Three-Pointers Attempted	10, Evanne Turner vs. Missouri State, 3/22/21
Three-Point Pct.	1.000 (2-2), Blair Shinoda at Stanford, 3/19/11
Free Throws Made	8, Morgan Bertsch at Stanford, 3/23/19
Free Throws Attempted	8, Morgan Bertsch at Stanford, 3/23/19
Free Throw Pct. (min. 4 FTM)	1.000 (8-8), Morgan Bertsch at Stanford, 3/23/19
Most Rebounds	8, Cierra Hall vs. Missouri State, 3/22/21
	8, Sage Stobbart vs. Missouri State, 3/22/21
Most Assists	6, Mackenzie Trpcic vs. Missouri State, 3/22/21
Most Steals	3, Cierra Hall vs. Missouri State, 3/22/21
Most Blocks	5, Sage Stobbart vs. Missouri State, 3/22/21

TEAM

Most Points	59 at Stanford, 3/19/11
Most Points (Half)	30 (1st Half) at Stanford, 3/19/11
Most Points (Opponent)	86 at Stanford, 3/19/11
Most Points (Opponent, Half)	49 (1st Half) at Stanford, 3/23/19
Fewest Points	51 vs. Missouri State, 3/22/21
Fewest Points (Opponent)	70 vs. Missouri State, 3/22/21
Field Goals Made	22 at Stanford, 3/19/11
Field Goals Attempted	55 at Stanford, 3/23/19
Field Goal Pct. (min. 20 made)	.468 (22-47) at Stanford, 3/19/11
Three-Pointers Made	13 vs. Missouri State, 3/22/21
Three-Pointers Attempted	31 vs. Missouri State, 3/22/21
Three-Point Pct. (min. 5 made)	.429 (6-14) at Stanford, 3/19/11
Free Throws Made	15 at Stanford, 3/23/19
Free Throws Attempted	16 at Stanford, 3/23/19
Free Throw Pct. (min. 10 made)	.938 (15-16) at Stanford, 3/23/19
Most Rebounds	32 vs. Missouri State, 3/22/21
	32 at Stanford, 3/23/19
Most Assists	14 vs. Missouri State, 3/22/21
Most Steals	6 vs. Missouri State, 3/22/21
Most Blocks	6 vs. Missouri State, 3/22/21

YEAR-BY-YEAR LEADERS

YEAR	POINTS	REBOUNDS	ASSISTS	STEALS
2023	454, Evanne Turner	172, Tess Sussman	66, Sydney Burns	37, Tess Sussman
2022	432, Cierra Hall	239, Cierra Hall	100, Cierra Hall	37, Cierra Hall
2021	233, Cierra Hall	131, Sage Stobbart	86, Mackenzie Trpcic	23, Cierra Hall
2020	402, Katie Toole	207, Cierra Hall	133, Mackenzie Trpcic	39, Cierra Hall
2019	754, Morgan Bertsch	201, Cierra Hall	137, Kourtney Eaton	41, Morgan Bertsch
2018	702, Morgan Bertsch	198, Pele Gianotti	154, Kourtney Eaton	47, Rachel Nagel
2017	520, Morgan Bertsch	193, Pele Gianotti	142, Kourtney Eaton	43, Kourtney Eaton
2016	446, Morgan Bertsch	202, Celia Marfone	130, Dani Nafekh	35, Dani Nafekh
2015	420, Sydnee Fipps	208, Celia Marfone	68, Doherty/Marfone	40, Sydnee Fipps
2014	548, Sydnee Fipps	178, Sydnee Fipps	104, Molly Greubel	39, Sydnee Fipps
2013	512, Sydnee Fipps	152, Sydnee Fipps	94, Blair Shinoda	60, Blair Shinoda
2012	326, Samantha Meggison	150, Samantha Meggison	81, Hana Asano	58, Hannah Stephens
2011	476, Paige Mintun	189, Paige Mintun	87, Heidi Heintz	61, Samantha Meggison
2010	364, Paige Mintun	145, Heidi Heintz	86 Hana Asano	78, Haylee Donaghe
2009	363, Paige Mintun	179, Paige Mintun	69, Paige Mintun	44, Paige Mintun/Hana Asano
2008	475, Jessica Campbell	166, Heather Bates	87, Kirsten Commins	85, Haylee Donaghe
2007	367, Heather Bates	194, Heather Bates	78, Genevieve Costello	66, Kirsten Commins
2006	345, Jackie Turpin	169, Jackie Turpin	85, Jackie Turpin	45, Jackie Turpin
2005	368, Ellen Porshneva	204, Lara Gray	132, Jackie Turpin	64, Jackie Turpin
2004	424, Jennifer Decuir	183, Jessica Campbell	119, Jennifer Decuir	48, Jennifer Decuir
2003	508, Sarah Allen	278, Colleen Turnbull	109, Kim Omer	63, Jennifer Decuir
2002	409, Janae Henning	209, Sarah Allen	76, Shea Purkiss	47, Hannah Turner
2001	317, Colleen Turnbull	202, Colleen Turnbull	92, Shea Purkiss	49, Colleen Turnbull
2000	365, Des Abeyta	200, Des Abeyta	113, Kristin Coolidge	53, Kristin Coolidge
1999	388, Des Abeyta	202, Des Abeyta	117, Karyn Castro	87, Karyn Castro
1998	278, Karyn Castro	171, Des Abeyta	90, Kristin Coolidge	105, Karyn Castro
1997	382, Jennifer Gross	195, Liz Doud	120, Jennifer Gross	92, Jennifer Gross
1996	367, Kari Sivesind	178, Kari Sivesind	132, Jennifer Gross	98, Jennifer Gross
1995	417, Jennifer Gross	248, Kendall Greene	125, Jennifer Gross	69, Kari Sivesind
1994	359, Jennifer Goodwin	239, Kendall Greene	77, Jennifer Goodwin	71, Tina Galaxidas
1993	561, Aimee Conner	265, Aimee Conner	93, Suzy Charles	79, Aimee Conner
1992	417, Aimee Conner	239, Ashley Stevens	106, Suzy Charles	55, Suzy Charles
1991	404, Lisa Jo Kellogg	301, Lisa Jo Kellogg	159, Sara Lillevand	46, Lisa Jo Kellogg
1990	409, Lisa Jo Kellogg	217, Lisa Jo Kellogg	142, Sara Lillevand	46, Karen Boisvert
1989	332, Laura Manning	180, Lisa Jo Kellogg	128, Laura Manning	60, Sara Lillevand
1988	600, Staci Stevens	294, Staci Stevens	133, Laura Manning	48, Laura Manning
1987	463, Staci Stevens	257, Staci Stevens	65, Rochelle Davis	49, Sally Boero
1986	354, Staci Stevens	200, Staci Stevens	93, Denise Stennette	74, Pat Jung
1985	287, Stacy Warburton	193, Sandy Brown	85, Cathy Arias	52, Denise Stennette
1984	357, Brenda Wyneken	172, Brenda Wyneken	94, Denise Stennette	***NOT AVAILABLE***
1983	350, Carol Rische	211, Carol Rische	***NOT AVAILABLE***	61, Denise Stennette
1982	421, Carol Rische	243, Carol Rische	72, Lisa Kennedy	42, Brenda Wyneken
1981	481, Carol Rische	291, Carol Rische	90, Lisa Kennedy	55, Lisa Kennedy
1980	459, Carol Rische	283, Carol Rische	43, Dana Enaharo	30, Lisa Kennedy
1979	363, Pam Martin	***NOT AVAILABLE***	43, Laura Fumagalli	***NOT COMPILED***
1978	268, Pam Martin	161, Laura Fumagalli	***NOT AVAILABLE***	***NOT COMPILED***
1977	170, Nancy Evers	161, Nancy Evers	59, Therese Cardinet	***NOT COMPILED***
1976	194, Carol Harrison	***NOT AVAILABLE***	25, Pam Martin	***NOT COMPILED***
1975	229, Carol Harrison	***NOT AVAILABLE***	***NOT COMPILED***	***NOT COMPILED***
1974	109, Tina Cupps	124, Clarissa Hale	***NOT COMPILED***	***NOT COMPILED***

Stats are unavailable prior to 1974 and limited from 1974-1985. Rebounds, steals and assists did not become official statistics until the years listed.

YEAR-BY-YEAR RECORDS

Year	Overall	League	Place	H	A	N	Coach	Postseason
2022-23	16-14	12-7	4th	7-6	8-5	1-3	Jennifer Gross	Big West Conference Quarterfinal
2021-22	15-13	8-8	7th	9-4	5-8	1-1	Jennifer Gross	Big West Conference Semifinal
2020-21	13-3	9-1	1st	5-0	5-2	3-1	Jennifer Gross (10)	NCAA First Round
2019-20	17-12	12-4	1st	11-3	6-9	0-0	Jennifer Gross	Cancelled - COVID-19 Pandemic
2018-19	25-7	15-1	1st	12-1	10-6	3-0	Jennifer Gross	NCAA First Round
2017-18	28-7	14-2	1st	14-1	12-5	2-1	Jennifer Gross	Big West Championship Game/WNIT Quarterfinals
2016-17	25-8	14-2	1st	12-2	13-4	0-2	Jennifer Gross	Big West Semifinals/WNIT Third Round
2015-16	19-13	10-6	4th	8-5	9-5	2-3	Jennifer Gross	Big West Conference Championship Game
2014-15	15-16	8-8	T5th	8-6	4-8	3-2	Jennifer Gross	Big West Conference Semifinal
2013-14	15-16	9-7	T4th	7-6	6-8	2-2	Jennifer Gross	Big West Conference Quarterfinal
2012-13	12-18	7-11	7th	5-9	5-8	2-1	Jennifer Gross	Big West Conference First Round
2011-12	17-13	9-7	4th	9-4	7-8	1-1	Jennifer Gross	Big West Conference First Round/WNIT First Round
2010-11	24-9	10-6	4th	12-3	10-6	2-0	Sandy Simpson (14)	NCAA First Round
2009-10	21-11	11-3	1st	11-3	9-7	1-1	Sandy Simpson	WNIT First Round
2008-09	11-18	7-9	5th	5-8	6-9	0-1	Sandy Simpson	Big West Conference First Round
2007-08	19-12	9-3	2nd (BWC)	9-3	7-8	3-1	Sandy Simpson	WNIT First Round
2006-07	13-16	—	—	10-4	3-11	0-1	Sandy Simpson	not eligible
2005-06	16-12	—	—	9-4	7-7	0-1	Sandy Simpson	not eligible
2004-05	9-18	—	—	7-5	2-12	0-1	Sandy Simpson	not eligible
2003-04	16-12	11-11	T6th	10-4	4-8	2-0	Sandy Simpson	not eligible
2002-03	17-10	13-9	4th	8-4	9-6	0-0	Sandy Simpson	—
2001-02	18-9	14-8	4th	—	—	—	Sandy Simpson	—
2000-01	16-11	12-10	t6th	10-4	6-7	0-0	Sandy Simpson	—
1999-00	17-8	14-6	2nd	10-3	7-3	0-2	Sandy Simpson	—
1998-99	25-4	18-2	1st (CCAA)	12-2	11-2	2-0	Sandy Simpson	NCAA West Region Final (Sweet 16)
1997-98	23-7	12-2	T1st	13-1	7-5	3-1	Jorja Hoehn (9)	NCAA West Region Final (Sweet 16)
1996-97	29-3	14-0	1st	16-0	8-1	5-2	Sandy Simpson	NCAA Elite Eight - Third Place
1995-96	25-4	14-0	1st	14-2	9-0	2-2	Jorja Hoehn	NCAA West Regional Final (Sweet 16)
1994-95	25-4	11-1	1st	12-1	10-3	3-0	Jorja Hoehn	NCAA West Regional Final (Sweet 16)
1993-94	22-7	9-3	2nd	—	—	—	Jorja Hoehn	NCAA West Regional Second Round
1992-93	19-7	9-3	T1st	—	—	—	Jorja Hoehn	NCAA West Regional First Round
1991-92	25-3	11-1	1st	—	—	—	Jorja Hoehn	NCAA West Regional Final (Sweet 16)
1990-91	26-5	13-1	T1st	—	—	—	Jorja Hoehn	NCAA West Regional Final (Sweet 16)
1989-90	20-8	11-3	2nd	—	—	—	Jorja Hoehn	NCAA West Regional First Round
1988-89	20-6	12-2	2nd	—	—	—	Jorja Hoehn	NCAC Shaughnessy First Round
1987-88	18-11	10-2	T1st	—	—	—	Pam Gill-Fisher (12)	NCAA West Regional First Round
1986-87	16-12	8-4	T2nd	—	—	—	Ellen O'Connor (1)	NCAC Shaughnessy Final
1985-86	17-10	10-2	1st	—	—	—	Pam Gill	NCAA West Regional First Round
1984-85	7-19	6-8	3rd	—	—	—	Pam Gill	NCAC Shaughnessy First Round
1983-84	15-12	11-3	2nd	—	—	—	Pam Gill	NCAC Shaughnessy First Round
1982-83	14-12	9-5	3rd (NCAC)	—	—	—	Pam Gill	—
1981-82	11-16	7-7	4th	—	—	—	Pam Gill	*** FIRST SEASON IN NCAA ***
1980-81	23-8	11-3	2nd	—	—	—	Pam Gill	NAIA Quarterfinals
1979-80	20-9	10-2	T1st	—	—	—	Royal Morrison	—
1978-79	17-8	10-4	3rd	—	—	—	Pam Gill	—
1977-78	15-8	12-2	1st (GSC)	—	—	—	Pam Gill	—
1976-77	5-11	—	—	—	—	—	Pam Gill	—
1975-76	13-7	—	—	—	—	—	Pam Gill	—
1974-75	9-7	—	—	—	—	—	Pam Gill	—
1973-74	*** NO RECORDS ***							
1972-73	*** NO RECORDS ***							
1971-72	14-3	—	—	—	—	—	Deanna Sciaraffa	NCAIC Champions

CONFERENCE AFFILIATIONS

1977-78 to 1981-82: Golden State Conference
 1982-83 to 1997-98: Northern California Athletic Conference
 1998-99 to 2003-04: California Collegiate Athletic Association
 2004-05 to 2006-07: Independent (transition to Div. I)
 2007-08 to present: Big West Conference

NATIONAL AFFILIATIONS

1971-72 to 1980-81: AIAW Division III
 1981-82 to 2002-03: NCAA Division II

ALL-TIME AGGIE COACHING RECORDS

Coach	Seasons	Yrs.	W	L	Pct.
Sandy Simpson	1996-97, '98-2011	14	251	153	.621
Jorja Hoehn	1988-97	9	205	51	.801
JENNIFER GROSS	2011-present	12	217	140	.608
Pam Gill-Fisher	1975-79, '81-86, '87-88	12	164	129	.560
Royal Morrison	1979-80	1	20	9	.690
Ellen O'Connor	1986-87	1	16	12	.571
Deanne Sciaraffa	1971-72	1	14	3	.824
		38	856	470	.646

YEAR-BY-YEAR SCORES

2022-23

16-14 Overall, 12-7 Big West Conference (4th)

N1	SAN FRANCISCO STATE (ex.)	W, 76-51
N7	BETHEL COLLEGE (KS)	W, 84-36
N11	at Washington	L, 60-82
N17	BOISE STATE	W, 69-62
N22	SACRAMENTO STATE	L, 45-67
N26	at Wyoming	L, 48-67
N27	at Pacific	W, 74-68
D3	at Saint Mary's	L, 53-58
D11	at Gonzaga	L, 55-73
D15	WILLIAM JESSUP	W, 76-30
D19	NORTHERN ARIZONA	L, 81-83
D29	HAWAII*	L, 62-70
J5	at UC Irvine*	L, 38-67
J7	at CSU Bakersfield*	W, 60-43
J11	CSUN*	W, 83-73
J14	at Cal State Fullerton*	L, 51-67
J16	UC SAN DIEGO*	L, 63-65
J19	at UC Riverside*	W, 60-48
J21	at Cal Poly*	W, 74-52
J26	CSU BAKERSFIELD*	W, 79-57
J28	LONG BEACH STATE*	L, 45-66
F2	at Hawaii*	W, 57-47
F9	UC RIVERSIDE*	W, 73-64
F11	UC SANTA BARBARA*	L, 64-77
F15	at CSUN*	W, 71-50
F18	UC Irvine*	Canceled
F20	at UC San Diego*	W, 72-49
F23	CAL STATE FULLERTON*	L, 58-70
F25	CAL POLY*	W, 70-56
M2	at UC Santa Barbara*	W, 80-59
M4	at Long Beach State*	W, 65-56
M8	UC Santa Barbara*	L, 36-70

* Big West Conference game

! Big West Conference Tournament (Henderson, Nev.)

2021-22

15-13 Overall, 8-8 Big West Conference (7th)

N1	CAL STATE EAST BAY (ex)	W, 62-53
N9	ACADEMY OF ART	W, 69-51
N13	SAINT MARY'S	L, 52-50
N18	at San Francisco	L, 73-46
N23	at Sacramento State	W, 75-46
N26	WEBER STATE	W, 62-54
D1	at #18/16 Oregon	W, 64-57
D4	(RV/RV) WASHINGTON ST.	L, 71-49
D13	STANISLAUS STATE	W, 84-55
D15	at #3/3 Stanford	L, 68-42
D19	(NR/RV) GONZAGA	W, 69-66
D28	at UC Riverside*	Canceled
J1	HAWAII*	Canceled
J6	at UC Irvine*	L, 76-59
J8	at UC San Diego*	L, 59-56
J13	CSU BAKERSFIELD*	Canceled
J15	CAL POLY*	Canceled
J20	UC SANTA BARBARA*	W, 61-49
J22	CSUN*	W, 48-41
J27	at Cal State Fullerton*	L, 69-65
J29	at Long Beach State*	W, 68-58
F1	UC RIVERSIDE*	L, 61-59
F3	at Hawaii*	L, 57-50
F10	UC SAN DIEGO*	W, 51-42
F12	UC IRVINE*	W, 66-51
F17	at Cal Poly*	W, 85-55
F19	at CSU Bakersfield*	L, 75-84
F24	at CSUN*	W, 58-50
F26	at UC Santa Barbara*	L, 62-65

M3	LONG BEACH STATE*	L, 60-65
M5	CAL STATE FULLERTON*	W, 70-42
M9	Long Beach State!	W, 55-44
M11	UC Irvine!	L, 75-84

* Big West Conference game

! Big West Conference Tournament (Las Vegas, Nev.)

2020-21

13-3 Overall, 9-1 Big West Conference (1st)

11/25	SAN FRANCISCO	W, 82-75
1/22	UC SAN DIEGO*	W, 80-62
1/23	UC SAN DIEGO*	W, 58-46
1/29	at UC Santa Barbara*	W, 67-65
1/30	at UC Santa Barbara*	W, 78-61
2/6	at #12/11 Oregon	L, 63-57
2/12	at Long Beach State*	W, 67-52
2/13	at Long Beach State*	W, 67-50
2/26	CAL POLY*	W, 63-47
2/27	CAL POLY*	W, 62-53
3/5	at Hawaii*	L, 70-60
3/6	at Hawaii*	W, 54-46
3/10	! vs. Cal State Fullerton	W, 61-54
3/12	! vs. Hawaii!	W, 64-52
3/13	! vs. UC Irvine	W, 61-42
3/22	\$ vs. #20/17 Missouri State	L, 70-51

* Big West Conference game

! Big West Conference Tournament (Las Vegas, Nev.)

\$ NCAA Tournament (San Antonio, Texas)

2019-20

17-12 Overall, 12-4 Big West Conference (1st)

11/8	at Montana State	L, 77-65
11/12	at Fresno State	L, 73-65
11/16	SANTA CLARA	L, 62-61
11/19	at Saint Mary's	L, 83-74
11/22	SAN FRANCISCO	W, 79-67
11/26	SACRAMENTO STATE	W, 77-75 (2ot)
11/30	PORTLAND STATE	L, 76-70
12/5	BOSTON U.	W, 75-68
12/8	at Northern Arizona	W, 71-61
12/15	at Minnesota	L, 76-67
12/19	at Pepperdine	L, 70-67
12/28	at #5 Stanford	L, 67-55
1/1	WILLIAM JESSUP	W, 96-32
1/9	at UC Riverside*	L, 75-70
1/11	HAWAII*	W, 62-49
1/16	LONG BEACH STATE*	W, 57-55
1/23	at UC Santa Barbara*	W, 56-46
1/25	at Cal Poly*	W, 42-36
1/29	CSUN*	W, 61-39
2/1	UC SANTA BARBARA*	W, 66-63
2/6	at Cal State Fullerton*	W, 72-61
2/8	at UC Irvine*	L, 73-68
2/12	CAL POLY*	W, 71-58
2/15	UC IRVINE*	W, 65-53
2/20	CAL STATE FULLERTON*	L, 71-61
2/22	at Hawaii*	W, 65-48
2/29	UC RIVERSIDE*	W, 78-69
3/5	at CSUN*	W, 71-58
3/7	at Long Beach State*	L, 66-57

* Big West Conference game

ED. NOTE: Season cancelled prior to the semifinals of the Big West Tournament due to COVID-19 pandemic. Aggies were the top seed in the tournament.

2018-19

25-7 Overall, 15-1 Big West Conference (1st)

11/7	at #7 Stanford	L, 43-71
11/11	PACIFIC	L, 80-83
11/16	at Portland State	L, 50-65
11/18	at Washington State	W, 75-62
11/23	SOUTHERN UTAH	W, 68-45
11/27	at Loyola Marymount	L, 53-60
12/1	! vs. Nevada	W, 84-68
12/2	! at Montana	L, 56-62
12/7	at Sacramento State	W, 109-60
12/9	SEATTLEU	W, 76-59
12/15	at San Francisco	W, 70-68
12/17	SAINT MARY'S	W, 76-74
12/29	DOMINICAN	W, 92-42
1/5	at UC Riverside*	W, 67-59
1/12	at Hawaii*	L, 60-65
1/17	CAL STATE FULLERTON*	W, 75-51
1/19	UC IRVINE*	W, 80-57
1/24	at CSUN*	W, 60-49
1/26	at Cal State Fullerton*	W, 75-39
1/31	LONG BEACH STATE*	W, 70-50
2/2	CSUN*	W, 70-54
2/7	at UC Santa Barbara*	W, 70-44
2/9	at Cal Poly*	W, 85-61
2/14	UC RIVERSIDE*	W, 72-59
2/23	HAWAII*	W, 72-46
2/28	at Long Beach State*	W, 66-49
3/2	at UC Irvine*	W, 63-44
3/6	CAL POLY*	W, 87-54
3/9	UC SANTA BARBARA*	W, 80-44
3/15	\$ vs. UC Irvine	W, 82-50
3/16	\$ vs. Hawaii!	W, 58-50
3/23	% at #6 Stanford	L, 54-79

* Big West Conference game

! Lady Griz Classic (Missoula, Mont.)

\$ Big West Conference Tournament (Anaheim, Calif.)

% NCAA Tournament (Stanford, Calif.)

2017-18

28-7 Overall, 14-2 Big West Conference (1st)

11/10	WASHINGTON STATE	W, 91-76
11/12	PEPPERDINE	W, 69-64
11/17	PORTLAND STATE	W, 79-67
11/20	at Pacific	W, 90-58
11/24	at Southern Utah	W, 85-59
11/26	at Seattle	W, 79-53
11/30	SACRAMENTO STATE	W, 79-72
12/6	SAN FRANCISCO	W, 72-55
12/9	at Saint Mary's	W, 74-50
12/17	UCF	L, 55-62
12/20	at #17 Oregon State	L, 47-61
12/28	^ vs. Yale	W, 71-61
12/29	^ at Fordham	L, 62-70
1/4	at UC Irvine*	W, 76-67
1/6	HAWAII*	W, 76-52
1/11	UC RIVERSIDE*	W, 74-63
1/18	at UC Santa Barbara*	W, 68-61
1/20	at Cal Poly*	W, 80-76
1/24	CAL STATE FULLERTON*	W, 67-53
1/27	UC SANTA BARBARA*	W, 69-63
2/1	at Long Beach State*	W, 83-71
2/3	at CSUN	L, 71-75 (ot)
2/7	CAL POLY*	W, 85-77
2/10	CSUN*	W, 72-46
2/15	LONG BEACH STATE*	W, 79-49

YEAR-BY-YEAR SCORES

2/17	at Hawai'i*	W, 68-56
2/24	UC IRVINE*	W, 66-56
3/1	at Cal State Fullerton*	W, 67-55
3/3	at UC Riverside*	L, 62-76
3/9	! vs. UC Riverside	W, 49-46
3/10	! vs. CSUN	L, 55-63
3/15	\$ IDAHO	W, 82-62
3/18	\$ at Wyoming	W, 74-64
3/23	\$ at Kansas State	W, 71-69
3/25	\$ at Indiana	L, 66-81

* Big West Conference game

^ Fordham Holiday Classic (Bronx, N.Y.)

! Big West Conference Tournament

\$ Women's National Invitation Tournament

2016-17

25-8 Overall, 14-2 Big West Conference (1st)

11/11	PORTLAND	W, 66-52
11/13	HOLY NAMES	W, 91-51
11/21	at Pacific	W, 95-87
11/23	MONTANA STATE	W, 70-62
11/27	HOFSTRA	L, 60-64
12/2	SAN DIEGO STATE	W, 75-55
12/4	at #11 Stanford	L, 42-68
12/11	SAINT MARY'S	W, 68-66
12/14	at #15 Oregon State	L, 52-93
12/18	at Sacramento State	W, 110-78
12/21	at San Francisco	W, 78-58
12/28	at UCF	W, 77-71
12/30	at Jacksonville	L, 54-61
1/5	at UC Irvine*	W, 89-48
1/7	HAWAII*	W, 70-55
1/12	LONG BEACH STATE*	L, 51-64
1/14	CSUN*	W, 81-65
1/19	at Cal State Fullerton*	W, 70-51
1/21	at Long Beach State*	L, 62-64
1/26	UC RIVERSIDE*	W, 72-55
1/28	CAL STATE FULLERTON*	W, 59-39
2/2	at Cal Poly*	W, 61-53
2/4	at UC Santa Barbara*	W, 62-48
2/11	UC IRVINE*	W, 62-42
2/16	at Hawai'i*	W, 69-50
2/22	CAL POLY*	W, 83-75
2/25	UC SANTA BARBARA*	W, 70-61
3/2	at UC Riverside*	W, 61-59
3/4	at CSUN*	W, 63-55
3/10	! vs. UC Santa Barbara	L, 59-73
3/17	% at Utah	W, 72-62
3/19	% at Colorado State	W, 58-57
3/23	% at Washington State	L, 62-71

* Big West Conference game

! Big West Conference Tournament

% Women's National Invitation Tournament

2015-16

19-13 Overall, 10-6 Big West Conference (4th)

11/13	#16 STANFORD	L, 45-74
11/16	PACIFIC	L, 53-66
11/19	at San Diego State	W, 65-54
11/23	AIR FORCE	W, 66-40
11/27	at Portland State	W, 82-70
11/29	at Portland	W, 72-47
12/3	at Saint Mary's	W, 78-71 (ot)
12/6	CS MONTEREY BAY	W, 91-36
12/13	SACRAMENTO STATE	L, 77-92
12/18	\$ vs. Albany	L, 70-80

12/20	\$ vs. Florida A&M	L, 58-61
12/29	at Utah	L, 58-88
12/31	at Utah Valley	W, 59-55
1/7	at CSUN*	W, 75-52
1/9	HAWAII*	W, 60-58
1/14	UC IRVINE*	W, 74-61
1/21	at UC Santa Barbara*	L, 59-66
1/23	at Cal Poly*	W, 75-57
1/28	LONG BEACH STATE*	L, 62-75
1/30	UC SANTA BARBARA*	W, 80-51
2/4	at UC Riverside*	L, 73-80
2/6	at Cal State Fullerton*	W, 63-59
2/10	CAL POLY*	W, 82-71
2/13	CAL STATE FULLERTON*	W, 80-56
2/18	at Hawai'i*	L, 50-70
2/20	UC RIVERSIDE*	L, 76-90
2/27	CSUN*	W, 57-50
3/3	at Long Beach State*	L, 64-74
3/5	at UC Irvine*	W, 76-70
3/9	! vs. UC Santa Barbara	W, 71-67
3/11	! vs. UC Riverside	W, 81-72
3/12	! vs. Hawai'i	L, 59-78

* Big West Conference game

\$ USC Women of Troy Classic (Los Angeles, Calif.)

! Big West Conference Tournament

2014-15

15-16 Overall, 8-8 Big West Conference (T-5th)

11/14	#1 UCONN	L, 43-102
11/18	at Sacramento State	W, 90-82
11/22	SAINT MARY'S	L, 55-57
11/26	UTAH VALLEY	W, 59-49
11/29	PACIFIC	W, 60-53
12/2	SAN FRANCISCO	L, 70-73
12/5	\$ vs. Santa Clara	L, 76-79
12/6	\$ vs. Southern Utah	W, 76-53
12/10	at San Jose State	L, 75-89
12/13	at Arizona State	L, 51-72
12/22	at #16 Stanford	L, 59-71
1/3	MENLO	W, 77-56
1/8	at CSUN*	W, 60-49
1/10	at Long Beach State*	L, 60-63
1/15	UC RIVERSIDE*	W, 70-61
1/17	CAL STATE FULLERTON*	W, 64-59
1/22	HAWAII*	L, 53-58
1/29	at Cal Poly*	L, 64-72
1/31	at UC Santa Barbara*	W, 60-54 (ot)
2/5	CSUN*	W, 73-67
2/7	UC IRVINE*	W, 79-69
2/12	at Cal State Fullerton*	W, 74-67 (ot)
2/19	LONG BEACH STATE*	W, 83-66
2/21	at Hawai'i*	L, 60-62
2/26	CAL POLY*	L, 52-68
2/28	UC SANTA BARBARA*	L, 52-57
3/5	at UC Riverside*	L, 56-61
3/7	at UC Irvine*	L, 62-71
3/10	! vs. UC Irvine	W, 80-71
3/11	! vs. Long Beach State	W, 70-67
3/13	! vs. CSUN	L, 47-61

* Big West Conference game

\$ Air Force Tournament (Colorado Springs, Colo.)

! Big West Conference Tournament

2013-14

15-16 Overall, 9-7 Big West Conference (T-4th)

11/8	USC	L, 55-64
------	-----	----------

11/11	at Pacific	L, 78-86
11/17	at #2 Stanford	L, 48-66
11/26	SAN JOSE STATE	W, 95-61
11/29	\$ vs. San Francisco	L, 67-69
11/30	\$ vs. Akron	W, 71-58
12/5	at #1 UConn	L, 37-97
12/7	at Hofstra	L, 57-76
12/15	at Saint Mary's	L, 71-88
12/18	at Santa Clara	W, 75-70
12/21	HOUSTON BAPTIST	W, 63-58 (ot)
12/28	SACRAMENTO STATE	L, 78-84
1/2	SIMPSON	W, 78-46
1/9	CSUN*	L, 52-56
1/11	LONG BEACH STATE*	W, 63-60
1/16	at UC Riverside*	W, 77-67
1/18	at Cal State Fullerton*	W, 69-67 (ot)
1/23	at Hawai'i*	L, 50-64
1/30	CAL POLY*	L, 72-81
2/1	UC SANTA BARBARA*	W, 82-70
2/6	at CSUN*	W, 82-74
2/8	at UC Irvine*	L, 73-79 (ot)
2/13	CAL STATE FULLERTON*	L, 62-65
2/20	at Long Beach State*	L, 62-65
2/22	HAWAII*	W, 56-52
2/27	at Cal Poly*	W, 77-69
3/1	at UC Santa Barbara*	W, 65-47
3/6	UC RIVERSIDE*	W, 78-52
3/8	UC IRVINE*	L, 55-68
3/11	! vs UC Santa Barbara	W, 58-57
3/12	! vs UC Irvine	L, 70-74 (ot)

* Big West Conference game

\$ Holiday Beach Classic (San Luis Obispo, Calif.)

! Big West Conference Tournament

2012-13

12-18 Overall, 7-11 Big West Conference (7th)

11/9	PEPPERDINE	L, 68-83
11/14	at San Francisco	L, 65-72
11/23	\$ vs. Navy	W, 66-63 (ot)
11/24	\$ at Houston Baptist	W, 77-64
11/30	#1 STANFORD	L, 38-87
12/6	SAINT MARY'S	L, 56-75
12/16	SANTA CLARA	W, 70-59
12/21	% at USC	W, 78-69
12/22	% vs. CSU Bakersfield	W, 71-59
12/28	WASHINGTON	L, 56-81
12/30	at Sacramento State	L, 65-66 (ot)
1/5	at Pacific*	L, 64-78
1/10	at Cal Poly*	L, 71-73
1/12	at UC Santa Barbara*	L, 43-58
1/17	CSUN*	W, 61-46
1/19	HAWAII*	L, 63-71
1/24	at Cal State Fullerton*	W, 88-44
1/26	at UC Riverside*	W, 61-49
1/31	LONG BEACH STATE*	W, 68-62
2/2	UC IRVINE*	L, 57-70
2/7	UC SANTA BARBARA*	L, 52-60
2/9	CAL POLY*	W, 79-69
2/14	at Hawai'i*	L, 48-59
2/16	at CSUN*	L, 49-51
2/21	UC RIVERSIDE*	W, 70-56
2/23	CAL STATE FULLERTON*	L, 42-60
2/28	at UC Irvine*	W, 47-43
3/2	at Long Beach State*	L, 54-66
3/9	PACIFIC*	L, 54-59
3/12	! vs. CSUN	L, 40-61

* Big West Conference game

YEAR-BY-YEAR SCORES

\$ HBU Husky Classic (Houston, Texas)
% USC Women of Troy Classic (Los Angeles, Calif.)
! Big West Conference Tournament

2011-12

17-13 Overall, 9-7 Big West Conference (4th)

11/11	at Washington	W, 69-68
11/13	at Seattle	W, 66-62
11/16	SAN JOSE STATE	W, 80-60
11/20	WICHITA STATE	W, 62-47
11/22	SAN FRANCISCO	W, 64-50
11/28	at Santa Clara	L, 78-81
11/30	at #5 Stanford	L, 44-93
12/4	SACRAMENTO STATE	W, 68-57
12/10	at Saint Mary's	L, 58-75
12/18	\$ vs. Denver	W, 60-51
12/19	\$ vs. Portland State	L, 57-68
12/20	\$ at Hawai'i	W, 62-57
12/31	CAL STATE FULLERTON*	L, 50-58
1/5	at UC Riverside*	W, 70-53
1/7	at UC Irvine*	L, 54-60
1/12	CSUN*	W, 55-53
1/14	LONG BEACH STATE*	W, 78-62
1/21	PACIFIC*	W, 59-51
1/26	at UC Santa Barbara*	W, 51-47
1/28	at Cal Poly*	L, 65-87
2/1	at Cal State Fullerton*	W, 57-55
2/9	UC IRVINE*	L, 59-68
2/11	UC RIVERSIDE*	W, 67-46
2/16	at Long Beach State*	L, 55-67
2/18	at CSUN*	L, 60-63
2/25	at Pacific*	W, 65-61
3/1	CAL POLY*	W, 65-61
3/2	UC SANTA BARBARA*	L, 56-60
3/6	! PACIFIC	L, 51-59
3/15	% at Oregon State	L, 48-66

* Big West Conference game
\$ Rainbow Wahine Shootout (Honolulu, Hawai'i)
! Big West Conference Tournament
% Women's National Invitation Tournament

2010-11

24-9 Overall, 10-6 Big West Conference (4th)

11/12	at San Francisco	W, 69-45
11/14	WASHINGTON STATE	W, 77-38
11/19	at Pepperdine	W, 70-62
11/21	at UCLA	L, 49-65
11/26	YALE	W, 73-62
11/28	SOUTH CAROLINA	W, 61-52
12/1	SAINT MARY'S	W, 71-62
12/12	at Kansas State	L, 41-61
12/14	at Wichita State	W, 78-66
12/19	at Sacramento State	W, 78-55
12/21	at San Jose State	W, 102-62
12/27	SANTA CLARA	W, 70-54
12/31	CAL STATE FULLERTON*	L, 56-58
1/2	CSUN*	W, 78-56
1/6	at UC Santa Barbara*	W, 63-55
1/8	at Cal Poly*	L, 65-74
1/13	LONG BEACH STATE*	W, 85-67
1/22	at Pacific*	W, 65-57
1/27	at UC Riverside*	L, 50-72
1/29	at UC Irvine*	W, 91-72
2/3	CAL POLY*	W, 81-61
2/5	UC SANTA BARBARA*	W, 74-70
2/9	PACIFIC*	L, 60-65

2/12	at Long Beach State*	L, 59-60
2/18	SEATTLEU	W, 80-75
2/24	UC RIVERSIDE*	L, 62-74
2/26	UC IRVINE*	W, 83-67
3/3	at CSUN*	W, 56-44
3/5	at Cal State Fullerton*	W, 73-58
3/8	! UC IRVINE	W, 72-45
3/11	! vs. UC Riverside	W, 44-39
3/12	! vs. Cal Poly	W, 66-49
3/19	\$ at #2 Stanford	L, 59-86

* Big West Conference game
! Big West Conference Tournament
\$ NCAA Tournament

2009-10

21-11 Overall, 11-3 Big West Conference (1st)

11/13	at SeattleU	W, 71-49
11/15	at Washington State	L, 54-64
11/17	SAN FRANCISCO	W, 69-47
11/22	#2 STANFORD	L, 51-76
11/27	CREIGHTON	L, 61-63 (ot)
12/1	at Saint Mary's	W, 71-59
12/3	at Santa Clara	W, 74-56
12/5	DENVER	W, 64-57
12/13	SACRAMENTO STATE	W, 72-64
12/19	at Yale	W, 60-55
12/21	at Seton Hall	L, 54-58
12/29	KANSAS STATE	L, 59-73
1/2	at Cal State Fullerton*	L, 57-68
1/4	at CSUN*	W, 82-56
1/7	UC SANTA BARBARA*	W, 54-49
1/9	CAL POLY*	W, 77-72
1/14	at UC Irvine*	W, 77-44
1/18	at CSU Bakersfield	W, 79-76
1/23	PACIFIC*	W, 68-59 (ot)
1/28	UC RIVERSIDE*	W, 54-50
2/4	at Cal Poly*	L, 48-69
2/6	at UC Santa Barbara*	W, 62-54
2/11	at Pacific*	L, 58-74
2/13	UC IRVINE*	W, 74-71
2/18	LONG BEACH STATE*	W, 80-68
2/25	at Long Beach State*	W, 70-46
2/27	at UC Riverside*	L, 53-57
3/4	CSUN*	W, 62-53
3/6	CAL STATE FULLERTON*	W, 80-52
3/12	! vs. UC Santa Barbara	W, 63-53
3/13	! vs. UC Riverside	L, 67-71
3/17	% at California	L, 69-74 (ot)

* Big West Conference game
! Big West Conference Tournament
% Women's National Invitation Tournament

2008-09

11-18 Overall, 7-9 Big West Conference (5th)

11/14	at Southern Utah	W, 64-44
11/21	at Denver	L, 50-64
11/25	SAN FRANCISCO	W, 56-49
12/1	SANTA CLARA	W, 62-54
12/3	#25 ARIZONA STATE	L, 59-73
12/6	at Saint Mary's	W, 85-69
12/13	at Sacramento State	L, 45-53
12/17	at #22 South Dakota State	L, 47-59
12/20	at Creighton	L, 58-61
12/28	at #11 Stanford	L, 49-84
12/30	SEATTLEU	L, 59-65
1/4	CSUN*	W, 86-66

1/8	at UC Riverside*	L, 52-56
1/10	at Long Beach State*	W, 55-54
1/15	CAL STATE FULLERTON*	L, 59-71
1/17	UC IRVINE*	W, 68-56
1/22	at UC Santa Barbara*	L, 51-64
1/24	at Cal Poly*	L, 60-64
1/31	at Pacific*	L, 60-63
2/5	LONG BEACH STATE*	L, 64-68
2/7	UC RIVERSIDE*	L, 44-47 (ot)
2/12	at UC Irvine*	W, 56-24
2/14	at Cal State Fullerton*	W, 60-47
2/19	CAL POLY*	L, 47-62
2/21	UC SANTA BARBARA*	L, 50-69
2/25	CSU BAKERSFIELD	L, 71-80
2/28	PACIFIC*	W, 58-39
3/4	at CSUN*	W, 53-50
3/11	! vs. CSUN	L, 56-64

* Big West Conference game
! Big West Conference Tournament

2007-08

19-12 Overall, 9-3 Big West Conference (2nd)

11/11	SACRAMENTO STATE	W, 68-39
11/16	\$ vs. Northern Arizona	W, 68-52
11/17	\$ at Hawai'i	W, 73-52
11/18	\$ vs. Washington	W, 69-58
11/27	PORTLAND STATE	W, 80-62
12/2	at #6 Stanford	L, 41-62
12/6	GONZAGA	L, 58-71
12/9	at #18 Arizona State	L, 56-77
12/17	SAINT MARY'S	W, 98-91
12/20	at San Francisco	L, 72-81
12/28	at Bradley	L, 70-79
12/30	at Drake	L, 50-71
1/5	at UC Riverside*	L, 57-68
1/10	CSUN*	W, 76-60
1/12	LONG BEACH STATE*	W, 51-49
1/17	at Cal State Fullerton*	W, 77-45
1/19	at UC Irvine*	W, 80-59
1/24	UC SANTA BARBARA*	L, 53-62 (ot)
1/26	CAL POLY*	L, 61-62
2/2	PACIFIC*	W, 58-54
2/7	at Long Beach State*	W, 51-48
2/9	at CSUN*	W, 86-48
2/14	UC IRVINE*	W, 69-50
2/16	CAL STATE FULLERTON*	W, 82-55
2/21	at Cal Poly*	W, 53-47
2/23	at UC Santa Barbara*	W, 59-56 (ot)
3/1	at Pacific*	L, 71-72
3/6	UC RIVERSIDE*	W, 62-41
3/14	! vs. UC Riverside	W, 63-53
3/15	! vs. UC Santa Barbara	L, 59-74
3/20	% at Gonzaga	L, 60-81

* Big West Conference game
\$ Waikiki Beach Marriott Classic (Honolulu, Hawai'i)
! Big West Conference Tournament
% Women's National Invitation Tournament

2006-07

13-16 Overall

11/10	at Boise State	L, 56-73
11/12	at Gonzaga	L, 70-73
11/17	at San Diego State	L, 52-59
11/20	SAN FRANCISCO STATE	W, 74-40
11/24	at Portland State	L, 63-73
11/26	at Oregon State	L, 56-66

YEAR-BY-YEAR SCORES

12/2	at Brown.....	W, 72-63
12/3	vs. Syracuse.....	L, 55-75
12/8	BOISE STATE.....	L, 56-58
12/10	SACRAMENTO STATE.....	W, 59-55
12/18	WESTMONT.....	W, 67-46
12/20	LAFAYETTE.....	W, 62-45
12/28	at Long Beach State.....	L, 47-63
12/30	at UC Irvine.....	W, 64-62
1/5	SOUTH DAKOTA STATE.....	L, 61-78
1/11	CAL POLY.....	W, 78-64
1/13	UC SANTA BARBARA.....	L, 53-77
1/18	at CSUN.....	L, 62-73
1/20	at Pacific.....	W, 75-61
1/25	UC RIVERSIDE.....	W, 55-46
1/27	CAL STATE FULLERTON.....	L, 51-60
2/1	at Cal Poly.....	L, 60-69
2/3	at UC Santa Barbara.....	L, 64-90
2/15	PACIFIC.....	W, 67-39
2/17	CSUN.....	W, 69-68
2/22	UC IRVINE.....	W, 63-52
2/24	LONG BEACH STATE.....	W, 60-50
3/1	at Cal State Fullerton.....	L, 53-62
3/3	at UC Riverside.....	L, 59-64 (ot)

2005-06

16-12 Overall

11/20	RADFORD.....	L, 71-82
11/22	at California.....	L, 58-67
11/25	at Portland State.....	W, 67-64
11/27	at Portland.....	L, 81-85
12/1	SAN FRANCISCO.....	W, 69-55
12/3	SAN DIEGO STATE.....	W, 58-36
12/8	SOUTHERN UTAH.....	W, 73-46
12/10	at Sacramento State.....	L, 65-78
12/20	at Saint Mary's.....	L, 69-75
12/21	BETHANY.....	W, 76-36
12/28	vs. Auburn.....	L, 54-69
12/30	at San Diego State.....	L, 45-59
1/2	LONG BEACH STATE.....	W, 67-64
1/4	UC IRVINE.....	L, 72-79
1/11	at Cal Poly.....	W, 73-59
1/13	at UC Santa Barbara.....	L, 55-70
1/19	CSUN.....	W, 79-68
1/21	PACIFIC.....	W, 77-62
1/26	at UC Riverside.....	W, 68-53
1/28	at Cal State Fullerton.....	W, 75-71
2/2	at Pacific.....	W, 70-66
2/4	at CSUN.....	W, 66-55
2/9	CAL POLY.....	W, 70-63
2/11	UC SANTA BARBARA.....	W, 64-56
2/23	at UC Irvine.....	W, 56-53
2/25	at Long Beach State.....	L, 62-78
3/4	CAL STATE FULLERTON.....	L, 66-71
3/6	UC RIVERSIDE.....	L, 52-55

2004-05

9-18 Overall

11/19	at Louisiana-Lafayette.....	L, 72-73
11/20	at Air Force.....	L, 61-75
11/27	at Sacramento State.....	W, 58-50
11/30	at San Francisco.....	L, 61-80
12/4	MENLO.....	W, 72-46
12/5	at Santa Clara.....	L, 42-90
12/7	at San Jose State.....	L, 58-70
12/10	at Azusa Pacific.....	L, 72-75 (ot)
12/11	at UC Irvine.....	W, 76-73
12/18	PORTLAND.....	L, 63-66

12/20	HAMPTON.....	W, 64-58
12/21	SAINT MARY'S.....	L, 51-57
1/8	CAL STATE FULLERTON.....	W, 70-55
1/10	UC RIVERSIDE.....	L, 62-75
1/15	at Cal Poly.....	L, 62-69
1/17	at UC Santa Barbara.....	L, 67-85
1/22	at Long Beach State.....	L, 47-73
1/26	SACRAMENTO STATE.....	W, 74-65
1/29	at Pacific.....	L, 60-65
1/31	at CSUN.....	L, 54-65
2/6	at UC Riverside.....	L, 57-64
2/7	at Cal State Fullerton.....	L, 69-75
2/14	CAL POLY.....	W, 71-66
2/19	UC IRVINE.....	W, 81-71
2/21	LONG BEACH STATE.....	L, 59-70
2/26	CSUN.....	L, 68-76 (ot)
2/28	PACIFIC.....	W, 69-50

2003-04

16-12 Overall, 11-11 CCAA (T-6th)

11/24	WESTERN NEW MEXICO.....	W, 87-70
11/26	DOMINICAN.....	W, 79-70
12/2	CHICO STATE*.....	L, 86-87
12/6	at Cal Poly.....	L, 58-71
12/17	UC SANTA CRUZ.....	W, 91-59
12/19	vs. Western Oregon.....	W, 92-78
12/20	vs. Saint Martin's.....	W, 77-73
12/29	at Chico State*.....	W, 91-85
1/2	at Cal State San Bernardino*.....	W, 85-72
1/3	at Cal Poly Pomona*.....	L, 92-109
1/9	STANISLAUS STATE*.....	W, 95-72
1/10	CSU BAKERSFIELD*.....	L, 78-85
1/16	at UC San Diego*.....	W, 73-68
1/17	at Grand Canyon*.....	L, 79-97
1/23	SONOMA STATE*.....	W, 65-51
1/24	SAN FRANCISCO STATE*.....	W, 78-69
1/30	at Cal State Dominguez Hills*.....	L, 67-79
1/31	at Cal State Los Angeles*.....	L, 72-81
2/6	CAL STATE LOS ANGELES*.....	W, 81-74
2/7	CAL STATE DOMINGUEZ HILLS*.....	W, 75-59
2/13	at San Francisco State*.....	L, 53-74
2/14	at Sonoma State*.....	L, 51-67
2/20	GRAND CANYON*.....	W, 65-54
2/21	UC SAN DIEGO*.....	W, 72-66
2/27	CAL POLY POMONA*.....	L, 59-60
2/28	CAL STATE SAN BERNARDINO*.....	L, 62-69
3/5	at CSU Bakersfield*.....	L, 55-72
3/6	at Stanislaus State*.....	W, 91-76

* California Collegiate Athletic Association game

2002-03

17-10 Overall, 13-9 CCAA (4th)

11/22	vs. Humboldt State.....	L, 68-70
11/23	vs. Southern Oregon.....	W, 80-54
12/7	at Chico State*.....	L, 85-88
12/16	at Western New Mexico.....	W, 79-58
12/17	at Western New Mexico.....	W, 79-71
12/21	CHICO STATE*.....	L, 74-79
12/28	FRESNO PACIFIC.....	W, 83-66
1/3	at Sonoma State*.....	L, 66-87
1/4	at San Francisco State*.....	W, 84-59
1/10	CS SAN BERNARDINO*.....	W, 69-61 (ot)
1/11	CAL POLY POMONA*.....	W, 86-78
1/17	at Stanislaus State*.....	W, 76-69
1/18	at CSU Bakersfield*.....	L, 82-95
1/24	at Grand Canyon*.....	W, 64-58
1/25	at UC San Diego*.....	W, 80-60
1/31	CAL STATE DOMINGUEZ HILLS*.....	W, 81-66

2/1	CAL STATE LOS ANGELES*.....	W, 97-72
2/7	SAN FRANCISCO STATE*.....	W, 76-52
2/8	SONOMA STATE*.....	L, 63-74
2/14	at Cal Poly Pomona*.....	L, 87-96
2/15	at Cal State San Bernardino*.....	L, 36-53
2/21	CSU BAKERSFIELD*.....	L, 97-102 (ot)
2/22	STANISLAUS STATE*.....	L, 63-81
2/28	UC SAN DIEGO*.....	W, 72-63
3/1	GRAND CANYON*.....	W, 76-56
3/7	at Cal State Los Angeles*.....	W, 57-49
3/8	at Cal State Dominguez Hills*.....	W, 69-60

* California Collegiate Athletic Association game

2001-02

18-9 Overall, 14-8 CCAA (4th)

11/20	HOLY NAMES.....	W, 83-71
11/23	WESTERN NEW MEXICO.....	W, 88-44
11/24	ST. EDWARD'S.....	W, 71-54
12/7	CAL STATE LOS ANGELES*.....	W, 77-70
12/8	CAL STATE DOMINGUEZ HILLS*.....	W, 65-59
12/15	at San Francisco State*.....	W, 69-57
12/16	at Sonoma State*.....	L, 69-72
12/28	vs. Western Baptist.....	W, 79-50
12/29	at Western Oregon.....	L, 60-66
1/4	CAL POLY POMONA*.....	W, 72-70
1/5	CAL STATE SAN BERNARDINO*.....	W, 67-61
1/11	at CSU Bakersfield*.....	L, 54-80
1/12	at Stanislaus State*.....	W, 70-57
1/18	GRAND CANYON*.....	W, 54-43
1/19	UC SAN DIEGO*.....	L, 57-77
1/23	CHICO STATE*.....	W, 82-75
1/26	at Chico State*.....	L, 70-82 (ot)
2/1	at Cal State Dominguez Hills*.....	W, 65-62
2/2	at Cal State Los Angeles*.....	L, 67-83
2/8	SONOMA STATE*.....	L, 57-71
2/9	SAN FRANCISCO STATE*.....	W, 71-46
2/15	at Cal State San Bernardino*.....	L, 49-66
2/16	at Cal Poly Pomona*.....	W, 76-62
2/22	STANISLAUS STATE*.....	W, 71-59
2/23	CSU BAKERSFIELD*.....	L, 66-76
3/1	at UC San Diego*.....	W, 69-67 (ot)
3/2	at Grand Canyon*.....	W, 64-59

* California Collegiate Athletic Association game

2000-01

16-11 Overall, 12-10 CCAA (T-6th)

11/17	at Holy Names.....	W, 62-57
11/18	CAL STATE EAST BAY.....	W, 86-44
11/21	UC SANTA CRUZ.....	W, 88-30
11/26	at San Jose State.....	L, 59-68
12/9	GRAND CANYON*.....	W, 85-62
12/10	UC SAN DIEGO*.....	W, 77-65
12/17	at Cal State L.A.*.....	L, 58-69
12/18	at Cal State Dominguez Hills*.....	W, 64-59
12/21	LEWIS.....	W, 68-59
1/5	SAN FRANCISCO STATE*.....	W, 82-52
1/6	SONOMA STATE*.....	L, 60-63
1/12	CSU BAKERSFIELD*.....	W, 85-79
1/13	STANISLAUS STATE*.....	L, 56-75
1/19	at Cal Poly Pomona*.....	L, 66-94
1/20	at Cal State San Bernardino*.....	L, 58-67
1/24	at Chico State*.....	W, 77-74
1/27	CHICO STATE*.....	L(ot), 77-83

YEAR-BY-YEAR SCORES

2/2	at Grand Canyon*	W, 57-53
2/3	at UC San Diego*	L, 44-63
2/9	CAL STATE DOMINGUEZ HILLS*	W, 69-49
2/10	CAL STATE LOS ANGELES*	W, 69-63
2/16	at Sonoma State*	W, 67-61
2/17	at San Francisco State*	W, 86-70
2/23	CAL STATE SAN BERNARDINO*	W, 57-39
2/24	CAL POLY POMONA*	L, 63-71
3/2	at Stanislaus State*	L, 72-82
3/3	at CSU Bakersfield*	L, 64-65

* California Collegiate Athletic Association game

1999-00

17-8 Overall, 14-6 CCAA (2nd)

11/19	vs. Emporia State	L, 54-74
11/20	at West Texas A&M	L, 81-90
11/26	UC SAN DIEGO	W, 84-46
11/27	HENDERSON STATE	W, 97-64
12/3	at San Francisco State*	W, 57-53
12/4	at Sonoma State*	L, 53-59
12/10	CAL STATE DOMINGUEZ HILLS*	L, 54-67
12/11	CAL STATE LOS ANGELES*	W, 83-55
12/18	CAL POLY POMONA*	L, 53-78
12/19	GRAND CANYON*	W, 82-49
12/29	HOLY NAMES	W, 92-72
1/8	at Stanislaus State*	W, 72-52
1/14	UC RIVERSIDE*	W, 82-61
1/15	CAL STATE SAN BERNARDINO*	W, 66-35
1/19	CHICO STATE*	L, 65-80
1/22	at Chico State*	W, 66-59
1/28	SONOMA STATE*	W, 67-63
1/29	SAN FRANCISCO STATE*	W, 90-45
2/4	at Cal State Los Angeles*	L, 83-93
2/5	at Cal State Dominguez Hills*	W, 74-59
2/11	at Grand Canyon*	W, 85-49
2/12	at Cal Poly Pomona*	L, 64-73
2/18	STANISLAUS STATE*	W, 88-75
2/25	at Cal State San Bernardino*	W, 73-55
2/26	at UC Riverside*	W, 72-67

* California Collegiate Athletic Association game

1998-99

25-4 Overall, 18-2 CCAA (1st)

11/13	at Metro State	W, 117-85
11/14	vs. New Mexico Highlands	W, 88-79
11/20	vs. Central Washington	W, 81-61
11/21	at Seattle Pacific	L, 78-86
11/27	TARLETON STATE	W, 79-39
11/28	MINNESOTA ST.-MANKATO	W, 81-59
12/4	SONOMA STATE*	W, 70-69 (ot)
12/5	SAN FRANCISCO STATE*	W, 75-52
12/11	at Cal State Los Angeles*	W, 107-68
12/12	at Cal State Dominguez Hills*	W, 69-33
12/19	at Cal Poly Pomona*	W, 82-52
12/21	at Grand Canyon*	W, 50-41
1/2	at Fresno Pacific	W, 78-63
1/8	STANISLAUS STATE*	W, 61-38
1/15	at Cal State San Bernardino*	W, 66-43
1/16	at UC Riverside*	W, 75-53
1/20	at Chico State*	W, 75-52
1/23	CHICO STATE*	W, 71-69
1/29	at Sonoma State*	L, 55-67
1/30	at San Francisco State*	W, 70-43
2/5	CAL STATE LOS ANGELES*	W, 94-47
2/6	CAL STATE DOMINGUEZ HILLS*	W, 69-39
2/12	GRAND CANYON*	W, 93-56

2/13	CAL POLY POMONA*	L, 49-52
2/19	at Stanislaus State*	W, 77-55
2/26	CAL STATE SAN BERNARDINO*	W, 89-43
2/27	UC RIVERSIDE*	W, 98-66
3/5	CAL POLY POMONA \$	W, 67-59
3/6	MONTANA ST.-BILLINGS \$	L, 62-70

* California Collegiate Athletic Association game
\$ NCAA West Region Tournament

1997-98

23-7 Overall, 12-2 NCAC (T-1st)

11/15	FRESNO PACIFIC	W, 77-61
11/21	CAL STATE LOS ANGELES	W, 92-56
11/22	CAL POLY POMONA	W, 79-45
11/28	METRO STATE	W, 80-77 (ot)
11/29	SEATTLE PACIFIC	L, 60-88
12/5	vs. Western Oregon	L, 73-84
12/6	at Southern Oregon	L, 76-93
12/13	HOLY NAMES	W, 56-51
12/17	vs. Cal State Dominguez Hills	W, 49-44
12/18	at Cal State San Bernardino	L, 56-65
1/3	at Cal Poly Pomona	W, 69-59
1/9	at Notre Dame de Namur*	W, 92-34
1/10	SAN FRANCISCO STATE*	W, 62-49
1/16	CAL STATE EAST BAY*	W, 86-44
1/17	at Stanislaus State*	W, 91-71
1/23	SONOMA STATE*	W, 83-50
1/24	HUMBOLDT STATE*	W, 72-48
1/28	at Chico State*	W, 75-50
1/31	CHICO STATE*	W, 85-65
2/6	at Humboldt State*	L, 64-74
2/7	at Sonoma State*	L, 63-67
2/13	STANISLAUS STATE*	W, 84-59
2/14	at Cal State East Bay*	W, 78-61
2/20	NOTRE DAME DE NAMUR*	W, 75-27
2/21	at San Francisco State*	W, 74-61
2/24	HUMBOLDT STATE %	W, 72-43
2/27	at Sonoma State %	W, 52-48
3/5	vs. Cal Poly Pomona \$	W, 72-61
3/6	vs. Montana St.-Billings \$	W, 69-66
3/9	at Seattle Pacific \$	L, 82-91 (ot)

* Northern California Athletic Conference game
% NCAC Shaughnessy Playoffs
\$ NCAA West Region Tournament

1996-97

29-3 Overall, 14-0 NCAC (1st)

11/22	vs. Texas A&M-Kingsville	W, 77-63
11/23	at West Texas A&M	L, 75-81
11/29	vs. Western State (Colo.)	W, 70-52
11/30	at Grand Canyon	W, 73-59
12/6	CAL STATE SAN BERNARDINO	W, 62-42
12/7	CAL STATE DOMINGUEZ HILLS	W, 71-41
12/14	HOLY NAMES	W, 86-54
12/16	ELON (N.C.)	W, 78-57
12/20	vs. Western Washington	W, 74-65
12/21	vs. Seattle Pacific	L, 69-73
12/28	PATTEN	W, 108-24
1/3	at Sonoma State*	W, 70-56
1/4	at Humboldt State*	W, 50-43
1/10	CAL STATE EAST BAY*	W, 75-57
1/11	at Stanislaus State*	W, 64-53
1/17	NOTRE DAME DE NAMUR*	W, 72-33
1/18	at San Francisco State*	W, 70-53
1/25	at Chico State*	W, 62-35
1/31	at Notre Dame de Namur*	W, 87-28

2/1	SAN FRANCISCO STATE*	W, 67-47
2/7	STANISLAUS STATE*	W, 81-54
2/8	at Cal State East Bay*	W, 69-64
2/14	HUMBOLDT STATE*	W, 63-50
2/15	SONOMA STATE*	W, 75-62
2/20	CHICO STATE*	W, 77-55
2/25	SONOMA STATE %	W, 82-55
2/28	STANISLAUS STATE %	W, 56-38
3/7	CAL POLY POMONA \$	W, 79-52
3/8	SEATTLE PACIFIC \$	W, 74-69
3/19	vs. West Texas A&M &	W, 73-70
3/20	vs. Southern Indiana &	L, 62-70
3/21	vs. Bentley (Mass.) &	W, 76-61

* Northern California Athletic Conference game
% NCAC Shaughnessy Playoffs
\$ NCAA West Region Tournament
& NCAA "Elite Eight" Championships (3rd Place)

1995-96

25-4 Overall, 14-0 NCAC (1st)

11/17	vs. Portland State	L, 69-76
11/18	at Seattle Pacific	L, 70-71
11/24	METRO STATE	W, 83-71
11/25	UC RIVERSIDE	W, 79-55
12/1	vs. Emporia State	W, 68-61
12/2	vs. Saginaw Valley State	W, 67-59 (2ot)
12/8	HOLY NAMES	W, 100-49
12/16	PATTEN	W, 90-46
12/19	at Cal State Dominguez Hills	W, 63-58
12/20	at Cal State Los Angeles	W, 70-48
12/30	SOUTHERN OREGON	W, 78-53
1/5	SONOMA STATE*	W, 79-36
1/6	HUMBOLDT STATE*	W, 75-50
1/12	at Cal State East Bay*	W, 69-60
1/13	STANISLAUS STATE*	W, 87-53
1/19	at Notre Dame de Namur*	W, 74-35
1/20	SAN FRANCISCO STATE*	W, 69-40
1/27	CHICO STATE*	W, 57-54
2/2	NOTRE DAME DE NAMUR*	W, 85-30
2/3	at San Francisco State*	W, 89-56
2/9	at Stanislaus State*	W, 89-65
2/10	CAL STATE EAST BAY*	W, 71-43
2/16	at Humboldt State*	W, 81-45
2/17	at Sonoma State*	W, 92-45
2/22	at Chico State*	W, 66-46
2/27	HUMBOLDT STATE %	L, 67-72
3/2	CHICO STATE %	W, 75-38
3/8	CHICO STATE \$	W, 80-52
3/9	PORTLAND STATE \$	L, 66-70

* Northern California Athletic Conference game
% NCAC Shaughnessy Playoffs
\$ NCAA West Region Tournament

1994-95

25-4 Overall, 11-1 NCAC (1st)

11/18	GRAND CANYON	W, 80-65
11/19	UC RIVERSIDE	W, 82-65
11/25	vs. Cal State Los Angeles	W, 78-46
11/26	vs. Cal State Dominguez Hills	W, 88-55
12/2	at Metro State	W, 66-57
12/3	at Air Force	W, 62-58
12/10	at Notre Dame de Namur	W, 77-26
12/19	at Cal State San Bernardino	L, 35-47
12/20	at UC Riverside	W, 70-58
12/29	SEATTLE PACIFIC	L, 68-79
12/30	PORTLAND STATE	W, 90-81

YEAR-BY-YEAR SCORES

1/6	at Chico State*	W, 79-45
1/7	at Humboldt State*	L, 56-63
1/13	SAN FRANCISCO STATE*	W, 74-39
1/14	at Sonoma State*	W, 63-51
1/20	CAL STATE EAST BAY*	W, 83-56
1/21	at Stanislaus State*	W, 90-60
1/28	at Cal Poly	W, 75-57
2/3	STANISLAUS STATE*	W, 68-54
2/4	at Cal State East Bay*	W, 84-48
2/10	SONOMA STATE*	W, 70-46
2/11	at San Francisco State*	W, 79-66
2/17	CHICO STATE*	W, 86-59
2/18	HUMBOLDT STATE*	W, 80-68
2/23	NOTRE DAME DE NAMUR	W, 68-26
2/28	CHICO STATE %	W, 71-43
3/3	HUMBOLDT STATE %	W, 70-64
3/10	vs. Cal State Dominguez Hills \$	W, 52-42
3/11	at Portland State \$	L, 71-82

* Northern California Athletic Conference game
% NCAC Shaughnessy Playoffs
\$ NCAA West Region Tournament

1993-94

22-7 Overall, 9-3 NCAC (2nd)

11/19	vs. Quincy	W, 84-55
11/20	at Cal State Los Angeles	W, 72-55
11/26	at Cal State Dominguez Hills	W, 54-50
11/27	at UC Riverside	L, 44-47
12/3	WHITWORTH	W, 84-50
12/4	AIR FORCE	W, 81-61
12/13	CAL STATE SAN BERNARDINO	L, 58-73
12/20	CAL POLY	W, 91-54
12/29	vs. Seattle Pacific	W, 86-62
12/30	at Portland State	L, 65-79
1/4	ALASKA FAIRBANKS	W, 76-45
1/7	SAN FRANCISCO STATE*	W, 76-32
1/8	at Sonoma State*	W, 79-70
1/14	CAL STATE EAST BAY*	W, 71-37
1/15	at Stanislaus State*	W, 72-61
1/21	HUMBOLDT STATE*	L, 60-66
1/22	CHICO STATE*	W, 88-51
2/4	at Chico State*	L, 63-66
2/5	at Humboldt State*	L, 62-65
2/11	STANISLAUS STATE*	W, 68-56
2/12	at Cal State East Bay*	W, 75-69
2/18	at San Francisco State*	W, 84-65
2/19	SONOMA STATE*	W, 83-65
2/25	at Sacramento State	W, 102-90
3/1	STANISLAUS STATE %	W, 82-61
3/4	at Humboldt State %	W, 74-64
3/5	at Humboldt State %	W, 84-67
3/8	at Cal Poly Pomona \$	W, 58-56
3/11	vs. Cal State San Bernardino \$	L, 62-85

* Northern California Athletic Conference game
% NCAC Shaughnessy Playoffs
\$ NCAA West Region Tournament

1992-93

19-7 Overall, 9-3 NCAC (T-1st)

11/20	vs. Puget Sound	W, 76-55
11/21	vs. Pacific (Ore.)	W, 73-56
11/27	UC RIVERSIDE	W, 89-76
11/28	HUMBOLDT STATE	W, 67-42

12/4	CAL STATE EAST BAY	W, 94-50
12/12	UC SANTA CRUZ	W, 96-22
12/15	PORTLAND STATE	L, 46-60
12/18	at Cal State San Bernardino	L, 61-69
12/19	at Cal Poly Pomona	L, 51-68
12/30	CAL STATE DOMINGUEZ HILLS	W, 65-37
1/2	at Cal Poly	W, 84-52
1/8	CHICO STATE*	W, 72-63
1/9	HUMBOLDT STATE*	L, 70-78
1/15	at Cal State East Bay*	W, 77-39
1/16	STANISLAUS STATE*	W, 70-53
1/23	SAN FRANCISCO STATE*	W, 79-39
1/30	SONOMA STATE*	W, 77-52
2/6	at San Francisco State*	W, 74-59
2/12	at Stanislaus State*	L, 59-61
2/13	CAL STATE EAST BAY*	W, 76-46
2/19	at Humboldt State*	W, 90-76
2/20	at Chico State*	L, 78-102
2/27	at Sonoma State*	W, 72-50
3/2	HUMBOLDT STATE %	W, 70-52
3/5	STANISLAUS STATE %	W, 77-68
3/12	vs. Portland State \$	L, 61-64

* Northern California Athletic Conference game
% NCAC Shaughnessy Playoffs
\$ NCAA West Region Tournament

1991-92

25-3 Overall, 11-1 NCAC (1st)

11/23	CAL POLY	W, 64-51
11/29	at UC Riverside	W, 94-59
11/30	at Cal State Dominguez Hills	W, 61-54
12/6	at Cal Poly	W, 75-56
12/7	vs. Chapman	W, 83-58
12/17	WESTERN WASHINGTON	W, 65-54
12/20	CAL POLY POMONA	W, 85-54
12/30	MIDLAND LUTHERAN	L, 58-70
1/3	vs. Chapman	W, 74-40
1/4	at Grand Canyon	W, 72-57
1/10	CAL STATE EAST BAY*	W, 50-31
1/11	at Stanislaus State*	L, 60-66
1/17	at San Francisco State*	W, 71-32
1/18	UC SANTA CRUZ	W, 73-38
1/24	at Humboldt State*	W, 84-71
1/25	at Chico State*	W, 70-66
1/31	SONOMA STATE*	W, 64-60
2/7	CHICO STATE*	W, 74-64
2/8	HUMBOLDT STATE*	W, 77-52
2/12	at UC Santa Cruz	W, 100-31
2/15	SAN FRANCISCO STATE*	W, 79-24
2/21	STANISLAUS STATE*	W, 75-70
2/22	at Cal State East Bay*	W, 70-52
2/27	at Sonoma State*	W, 76-45
3/3	HUMBOLDT STATE %	W, 81-58
3/6	STANISLAUS STATE %	W, 67-64
3/13	vs. Cal Poly Pomona \$	W, 69-49
3/14	at Portland State \$	L, 56-83

* Northern California Athletic Conference game
% NCAC Shaughnessy Playoffs
\$ NCAA West Region Tournament

1990-91

26-5 Overall, 13-1 NCAC (T-1st)

11/16	vs. Regis	W, 79-42
11/17	at Cal Poly Pomona	L, 67-72

11/21	OMAHA	W, 59-58
11/23	AIR FORCE	W, 68-58
11/24	CAL POLY	W, 76-59
11/28	at Sacramento State	W, 86-64
12/3	CLARION	W, 80-72
12/8	at Santa Clara	L, 52-81
12/17	UC RIVERSIDE	W, 78-66
12/19	ALASKA FAIRBANKS	W, 79-51
12/29	NE MISSOURI STATE	W, 79-61
1/3	SONOMA STATE*	W, 52-51
1/5	at Cal Poly	W, 66-57
1/11	at San Francisco State*	W, 83-40
1/12	NOTRE DAME DE NAMUR*	W, 86-14
1/18	at Humboldt State*	W, 72-60
1/19	at Chico State*	W, 63-57
1/25	STANISLAUS STATE*	L, 61-63
1/26	at Cal State East Bay*	W, 66-51
1/30	SACRAMENTO STATE	W, 69-63 (ot)
2/2	at Sonoma State*	W, 64-55
2/8	CAL STATE EAST BAY*	W, 80-40
2/9	at Stanislaus State*	W, 71-61
2/15	CHICO STATE*	W, 70-66
2/16	HUMBOLDT STATE*	W, 71-34
2/22	SAN FRANCISCO STATE*	W, 73-36
2/23	at Notre Dame de Namur*	W, 98-28
2/27	CHICO STATE %	W, 80-79 (ot)
2/28	at Stanislaus State %	L, 56-65
	at Stanislaus State \$	W, 64-45
	vs. Cal Poly Pomona \$	L, 56-58

* Northern California Athletic Conference game
% NCAC Shaughnessy Playoffs
\$ NCAA West Region Tournament

1989-90

20-8 Overall, 11-3 NCAC (2nd)

11/17	vs. UC Riverside	W, 71-67
11/18	at Cal Poly	L, 60-65
11/24	ST. CLOUD	L, 69-72
	SOUTHERN OREGON	W, 69-27
	at Sacramento State	W, 55-45
	REGIS	W, 67-61
	CAL STATE DOMINGUEZ HILLS	W, 74-52
12/20	at Saint Mary's	L, 71-90
12/28	CAL POLY	W, 63-56
12/30	at UC Riverside	W, 76-59
	SAN FRANCISCO STATE	W, 61-39
	at Cal State East Bay	W, 70-61
	CHICO STATE	W, 69-45
	HUMBOLDT STATE	W, 83-60
	SACRAMENTO STATE	W, 61-56
	SONOMA STATE	W, 59-55
	at Stanislaus State	L, 61-62
	NOTRE DAME DE NAMUR	W, 72-14
	at San Francisco State	W, 86-48
	CAL STATE EAST BAY	W, 62-50
	at Chico State	W, 64-62
	at Humboldt State	L, 60-71
	STANISLAUS STATE	L, 68-79
	at Notre Dame de Namur	W, 99-34
	at Sonoma State	W, 59-46
	HUMBOLDT STATE*	W, 78-69
	at Stanislaus State*	L, 69-74
	STANISLAUS STATE †	L, 70-78

1988-89

20-6 Overall, 12-2 NCAC (2nd)

YEAR-BY-YEAR SCORES

	at Cal Poly Pomona.....	L, 60-76
	at Cal State Dominguez Hills.....	W, 59-56
11/26	CAL POLY	W, 72-66
	SOUTHERN OREGON.....	W, 70-45
	vs. Master's.....	W, 77-60
	at Fresno Pacific.....	W, 66-63
	SACRAMENTO STATE.....	L, 71-72
12/10	SANTA CLARA.....	W, 64-40
12/19	UC RIVERSIDE.....	W, 55-37
12/20	SAINT MARY'S	W, 69-68
	CHAPMAN	W, 66-54
12/30	at Cal Poly.....	W, 61-58
1/6	HUMBOLDT STATE*.....	W, 61-46
1/7	CHICO STATE*.....	W, 52-30
1/13	at Stanislaus State*.....	L, 57-64
1/14	NOTRE DAME DE NAMUR*.....	Forfeit
1/18	at Sacramento State	L, 67-69
1/21	at Sonoma State*.....	W, 64-43
1/27	at San Francisco State*.....	W, 76-52
1/28	CAL STATE EAST BAY*.....	W, 49-48
2/3	at Humboldt State*.....	W, 57-49
2/4	at Chico State*.....	W, 65-43
2/11	SONOMA STATE*.....	W, 70-49
2/17	STANISLAUS STATE*.....	L, 63-67
2/18	at Notre Dame de Namur*.....	Forfeit
2/24	SAN FRANCISCO STATE	W, 69-30
2/25	at Cal State East Bay*.....	W, 54-53
	CHICO STATE %.....	L, 59-61

* Northern California Athletic Conference game
% NCAC Shaughnessy Playoffs

1987-88

18-11 Overall, 10-2 NCAC (T-1st)

11/20	at Cal Poly.....	L, 57-74
	vs. Sacramento State.....	L, 61-63
	at Sacramento State	L, 54-69
	vs. Omaha.....	L, 59-87
	vs. Air Force.....	L, 78-82
12/4	vs. Cal Poly	W, 72-63
	at Cal State East Bay.....	W, 63-46
12/11	CAL POLY.....	W, 74-64
	CAL POLY POMONA.....	L, 51-74
	ALASKA FAIRBANKS	W, 77-74
12/22	CSUN.....	W, 66-52
12/28	at Saint Mary's	L, 62-73
1/2	at Santa Clara.....	W, 60-54
	at Chico State.....	L, 46-84
	CAL STATE EAST BAY.....	W, 65-55
	at Stanislaus State	L, 69-72
	at San Francisco State.....	W, 62-60
	SONOMA STATE.....	W, 58-50
	at Humboldt State.....	W, 93-80
	STANISLAUS STATE.....	W, 49-45
	at Cal State East Bay.....	W, 64-59
	CHICO STATE.....	W, 64-56
	at Sonoma State	W, 59-34
	SAN FRANCISCO STATE	W, 75-68
	SACRAMENTO STATE.....	W, 73-58
	HUMBOLDT STATE*.....	W, 74-62
	CAL STATE EAST BAY*.....	W, 64-49
	CHICO STATE*.....	L, 61-66
	at Cal Poly Pomona*.....	L, 52-88

1986-87

16-12 Overall, 8-4 NCAC (T2nd)

SOUTHERN OREGON.....	W, 59-51
----------------------	----------

11/22	UC RIVERSIDE.....	L, 63-70
	vs. Regis.....	W, 65-61
	at Cal State Los Angeles	L, 42-61
	at Sacramento State	W, 61-51
	vs. Cal State Dominguez Hills	L, 52-58
	vs. Humboldt State.....	W, 56-46
	at Southern Oregon.....	W, 63-52
	at Oregon Tech	L, 48-52
12/19	CAL POLY	L, 63-74
12/30	SANTA CLARA.....	L, 52-58
1/2	at Cal Poly.....	W, 69-54
1/3	vs. Pepperdine	L, 40-72
	at Stanislaus State*.....	L, 65-68
1/16	SONOMA STATE*.....	W, 76-45
1/17	at Cal State East Bay*.....	W, 69-41
1/23	SAN FRANCISCO STATE*.....	W, 68-61
1/24	SACRAMENTO STATE.....	W, 64-42
1/30	HUMBOLDT STATE*.....	W, 64-36
1/31	CHICO STATE*.....	L, 65-75
2/6	at Sonoma State*.....	W, 53-47
2/7	CAL STATE EAST BAY*.....	W, 59-57
2/10	STANISLAUS STATE*.....	L, 52-56
2/13	at San Francisco State*.....	W, 64-57
2/20	at Chico State*.....	L, 52-78
2/21	at Humboldt State*.....	W, 75-60
	SAN FRANCISCO STATE %.....	W, 64-55
	at Chico State %.....	L, 61-65 (2ot)

* Northern California Athletic Conference game
% NCAC Shaughnessy Playoffs

1985-86

17-10 Overall, 10-2 NCAC (1st)

11/22	SACRAMENTO STATE.....	L, 59-64
11/23	CSUN.....	L, 73-78
11/29	vs. Azusa Pacific.....	W, 48-47
11/30	vs. Cal State East Bay.....	W, 55-53
12/6	vs. CSUN.....	L, 74-82
12/7	at Sacramento State	W, 68-67
12/16	at Fresno State.....	L, 48-93
12/19	at Santa Clara.....	L, 45-75
12/20	ALASKA ANCHORAGE.....	W, 75-71
12/27	SAINT MARY'S	L, 58-59
12/28	NOTRE DAME DE NAMUR.....	W, 65-40
1/2	CAL STATE LOS ANGELES	W, 75-53
1/10	SONOMA STATE*.....	W, 75-35
1/11	at San Francisco State*.....	W, 68-47
1/14	CHICO STATE*.....	W, 70-64
1/17	CAL STATE EAST BAY*.....	W, 63-42
1/18	at Stanislaus State*.....	W, 51-48
1/24	HUMBOLDT STATE*.....	W, 62-38
1/25	SACRAMENTO STATE.....	L, 62-74
1/31	SAN FRANCISCO STATE*.....	W, 61-60
2/1	at Sonoma State*.....	W, 85-52
2/7	STANISLAUS STATE*.....	W, 70-51
2/8	at Cal State East Bay*.....	L, 64-72
2/14	at Humboldt State*.....	W, 62-51
2/15	at Chico State*.....	L, 50-62
2/21	CHICO STATE %.....	W, 72-63
3/8	at CSUN ^.....	L, 57-68

* Northern California Athletic Conference game
% NCAC Shaughnessy Playoffs
^ NCAA Division II West Regional

1984-85

7-19 Overall, 6-8 NCAC (3rd)

11/23	CAL POLY	L, 48-68
-------	----------------	----------

11/24	CAL BAPTIST.....	W, 76-74
11/30	CAL STATE LOS ANGELES	L, 63-76
12/1	at Saint Mary's.....	L, 61-91
12/11	FRESNO STATE.....	L, 44-75
12/14	at Alaska Fairbanks.....	L, 79-86
12/15	at Alaska Fairbanks.....	L, 71-86
12/17	at Alaska Anchorage.....	L, 52-78
12/18	at Alaska Anchorage	L, 65-72
12/29	SAINT MARY'S	L, 55-77
12/30	at Santa Clara.....	L, 55-76
1/4	HUMBOLDT STATE.....	W, 71-58
1/5	CHICO STATE.....	L, 64-74
1/11	at Stanislaus State.....	L, 61-71
1/12	SACRAMENTO STATE	L, 54-68
1/19	at Sonoma State	W, 79-66
1/25	at San Francisco State.....	L, 66-81
1/26	CAL STATE EAST BAY.....	L, 57-59 (ot)
2/1	at Humboldt State	W, 60-56
2/2	at Chico State.....	W, 61-58 (ot)
2/5	SONOMA STATE.....	W, 62-46
2/8	STANISLAUS STATE.....	L, 55-66
2/9	at Sacramento State	L, 55-61
2/15	SAN FRANCISCO STATE.....	W, 65-49
	at Cal State East Bay.....	L, 73-79
2/20	at San Francisco State %.....	L, 62-67

% NCAC Shaughnessy Playoffs

1983-84

15-12 Overall, 11-3 NCAC (2nd)

11/17	vs. San Jose State.....	L, 49-78
11/18	vs. San Francisco State.....	L, 58-73
11/19	at Cal Poly.....	L, 62-71
11/25	UC SAN DIEGO.....	W, 88-83
11/26	UC RIVERSIDE.....	L, 74-84
12/1	at Fresno State.....	L, 58-87
12/2	at Cal Poly.....	L, 48-50
12/9	SAINT MARY'S	W, 59-54
12/10	SOUTHERN OREGON.....	W, 73-60
12/20	AZUSA PACIFIC.....	W, 56-48
12/29	at CSUN.....	L, 54-74
12/30	at Cal State Los Angeles	L, 64-65 (ot)
1/7	STANISLAUS STATE.....	W, 69-47
1/13	at Sacramento State	L, 57-65
1/14	SONOMA STATE.....	W, 76-60
1/20	at Cal State East Bay.....	W, 76-49
1/21	SAN FRANCISCO STATE	W, 55-54
1/27	at Chico State.....	W, 54-53
1/28	at Humboldt State	W, 74-47
2/3	SACRAMENTO STATE	W, 66-55
2/4	at Stanislaus State	L, 54-53
2/11	at Sonoma State	W, 60-58 (ot)
2/17	CAL STATE EAST BAY.....	W, 75-52
2/18	at San Francisco State.....	L, 63-69
2/24	CHICO STATE.....	W, 64-55
2/25	HUMBOLDT STATE.....	W, 73-50
2/29	SACRAMENTO STATE	L, 57-71

1982-83

14-12 Overall, 9-5 NCAC (3rd)

	vs. UC Riverside.....	L, 55-74
	vs. UC Santa Cruz.....	W, 98-18
	CAL STATE DOMINGUEZ HILLS.....	W, 78-65
12/3	CSUN.....	L, 66-68
	SAINT MARY'S	L, 67-74
12/14	CAL POLY	L, 61-68
	at Cal Poly Pomona.....	L, 51-75

YEAR-BY-YEAR SCORES

at UC Riverside	L, 57-68
CAL BAPTIST	W, 86-85
SANTA CLARA	W, 62-52
at Saint Mary's	W, 57-53
BOISE STATE	W, 54-53
at San Francisco State	L, 67-72 (2ot)
CAL STATE EAST BAY	W, 72-61
at Sonoma State	L, 50-51
at Humboldt State	W, 65-56
at Chico State	L, 56-60
at Sacramento State	L, 65-84
STANISLAUS STATE	W, 63-38
at Cal State East Bay	W, 75-57
SAN FRANCISCO STATE	W, 66-64
SONOMA STATE	W, 56-51
CHICO STATE	L, 61-65
HUMBOLDT STATE	W, 67-54
at Stanislaus State	W, 70-57
SACRAMENTO STATE	L, 57-77

1981-82

11-16 Overall, 7-7 Golden State Conference (4th)

11/26	vs. UC Santa Cruz	W, 84-25
11/27	at UC Santa Barbara	L, 68-75
11/28	UC RIVERSIDE	L, 56-70
12/4	CSUN	L, 69-71
12/5	CAL POLY	L, 56-75
12/16	at Cal Poly	L, 73-83
12/18	at Cal State Los Angeles	L, 87-88
12/19	at Cal State Dominguez Hills	L, 76-99
12/20	vs. Saint Mary's	W, 57-91
12/30	SAINT MARY'S	W, 78-64
1/2	PACIFIC	L, 59-91
1/5	at Santa Clara	L, 52-61
1/9	at Sonoma State	W, 82-53
1/15	at Sacramento State	L, 69-73
1/16	STANISLAUS STATE	W, 64-55
1/22	SAN FRANCISCO STATE	L, 55-63
1/23	at Cal State East Bay	L, 52-71
1/29	HUMBOLDT STATE	W, 64-48
1/30	CHICO STATE	W, 90-83 (ot)
	at Stanislaus State	L, 62-74
2/6	SACRAMENTO STATE	L, 72-74
2/12	CAL STATE EAST BAY	W, 81-66
2/13	at San Francisco State	L, 48-76
2/19	at Chico State	L, 65-70
	at Humboldt State	W, 80-58
2/27	SONOMA STATE	W, 79-66

1980-81

23-8 Overall, 11-3 Golden State Conference (2nd)

11/28	at UC Santa Barbara	L, 59-86
11/29	vs. UC Riverside	W, 78-62
11/30	vs. UC San Diego	W, 77-50
12/2	at Pacific	L, 56-73
12/5	CSUN	W, 70-52
12/6	CAL POLY	W, 50-49
12/7	FRESNO STATE	W, 57-55
12/12	SOUTHERN OREGON	W, 61-46
12/20	SANTA CLARA	L, 56-63
12/31	at CSUN	W, 65-49
1/2	at Occidental	W, 63-53
1/3	at Cal Poly Pomona	L, 62-85
1/7	at Nevada	W, 79-55
1/10	STANISLAUS STATE	W, 68-49
1/16	at Cal State East Bay	L, 50-52
1/17	at San Francisco State	L, 69-81

1/23	SONOMA STATE	W, 84-51
1/24	SACRAMENTO STATE	W, 67-55
1/30	HUMBOLDT STATE	W, 80-66
1/31	at Chico State	W, 64-62
2/7	at Stanislaus State	W, 65-46
2/13	SAN FRANCISCO STATE	W, 68-49
2/14	CAL STATE EAST BAY	W, 70-52
2/20	at Sacramento State	W, 68-62
2/21	at Sonoma State	W, 75-42
2/26	CHICO STATE	L, 58-64
2/27	HUMBOLDT STATE	W, 83-62
3/13	at Chico State @	W, 53-52
3/14	vs. San Francisco State @	W, 74-59
3/20	CONCORDIA (Ore.) @	W, 67-48
3/21	MOUNT MERCY @	L, 53-58

@ AIAW Division III Championships

1979-80

20-9 Overall, 10-2 Golden State Conference (T-1st)

11/23	UC SANTA BARBARA	W, 73-67
11/24	UC RIVERSIDE	W, 74-65
11/30	at Fresno State	L, 59-78
12/4	at Stanford	L, 55-94
12/7	NEVADA	W, 73-63
12/8	SAN FRANCISCO STATE	W, 78-68
12/15	CAL POLY	L, 57-74
12/18	PACIFIC	L, 60-68
12/19	UC IRVINE	W, 62-60
	at Occidental	W, 88-46
12/29	at UC Riverside	L, 59-65
1/3	SAN JOSE STATE	L, 55-98
1/5	at San Francisco State	W, 70-69
1/11	SONOMA STATE	W, 81-42
	at Cal State East Bay	W, 59-58
1/18	at Chico State	L, 62-63
1/19	at Humboldt State	W, 65-48
1/25	SAN FRANCISCO STATE	W, 89-72
1/30	at Sacramento State	L, 67-69
2/2	STANISLAUS STATE	W, 79-31
2/8	CAL STATE EAST BAY	W, 74-53
2/9	at Sonoma State	W, 90-54
2/15	at Stanislaus State	W, 78-32
2/16	SACRAMENTO STATE	W, 67-53
	HUMBOLDT STATE	W, 92-32
	CHICO STATE	W, 66-48
	OCCIDENTAL	W, 87-51
	SAN FRANCISCO STATE	L, 61-62
	CHICO STATE	W, 78-72

1978-79

17-8 Overall, 10-4 Golden State Conference (3rd)

12/1	vs. Saint Mary's	W, 81-56
12/2	at Stanislaus State	W, 76-31
	vs. Fresno State	L, 50-77
12/8	NEVADA	W, 66-64
12/9	at San Francisco	L, 46-68
12/19	at Pacific	W, 65-49
12/30	SAN FRANCISCO	L, 62-89
1/4	at UC Riverside	L, 70-71
1/6	at UC Irvine	W, 70-51
1/12	CHICO STATE	L, 48-60
1/13	HUMBOLDT STATE	W, 87-53
1/19	SAN FRANCISCO STATE	L, 59-69
1/20	SONOMA STATE	W, 81-44
1/26	CAL STATE EAST BAY	W, 68-61
1/30	at Sacramento State	L, 54-68

2/2	at Stanislaus State	W, 88-33
2/9	at Humboldt State	W, 74-61
2/10	at Chico State	W, 57-49
2/16	SACRAMENTO STATE	W, 70-64
2/17	STANISLAUS STATE	W, 65-30
2/20	at San Francisco State	L, 57-59
2/23	at Sonoma State	W, 80-48
2/27	at Cal State East Bay	W, 56-49
3/2	vs. UC Irvine	W, 69-43
3/3	at UC Riverside	W, 66-62

1977-78

15-8 Overall, 12-2 Golden State Conference (1st)

	at Stanislaus State	W, 72-49
	vs. Cal State Los Angeles	L, 65-68
12/2	vs. Stanford	W, 71-60
	at Cal Poly Pomona	L, 40-99
12/17	vs. UC Santa Barbara	L, 51-71
12/22	SAN JOSE STATE (Hickey)	W, 42-41
12/30	CALIFORNIA (Rec Hall)	L, 73-76
1/5	at Cal State East Bay	W, 58-41
1/7	HUMBOLDT STATE (Rec Hall)	W, 70-66
1/10	at Stanford	L, 48-88
	at Nevada	W, 82-69
	at San Francisco State	W, 60-59
1/26	CHICO STATE (Hickey)	W, 63-60
1/21	SACRAMENTO STATE (Rec Hall)	W, 59-57
1/28	STANISLAUS STATE (Rec Hall)	W, 64-49
1/31	CAL STATE EAST BAY (Hickey)	W, 76-60
2/7	STANFORD (Hickey)	W, 61-54
2/14	at Sacramento State	W, 67-62
2/17	NEVADA (Hickey)	W, 77-85
2/23	SAN FRANCISCO STATE (Hickey)	L, 46-55
3/2	CHICO STATE	W, 53-48
3/4	at Chico State	L, 49-53
3/6	at Humboldt State	W, 72-64
3/9	vs. Cal Poly Pomona	L, 46-92

1976-77

5-11 Overall

12/7	Sacramento State	L, 35-83
1/6	vs. Long Beach State	L, 39-92
	Sacramento State	L, 46-72
1/8	Pepperdine	L, 35-39
1/11	San Francisco State	L, 61-63
1/15	at Stanford	W, 71-35
1/19	Cal State East Bay	W, 80-58
1/25	Sacramento State	L, 68-75
	San Jose State	W, 65-57
2/4	Chico State	L, 51-60
2/8	Cal State East Bay	W, 87-63
2/11	San Francisco State	L, 56-64
2/16	SAN JOSE STATE	L, 46-48
2/19	STANFORD	W, 63-61
2/24	Sacramento State	L, 72-85
2/26	Chico State	L, 57-67

1975-76

13-7 Overall

	Sacramento State	L, 38-71
	Cal State East Bay	W, 55-41
1/1	vs. Long Beach State	L, 43-71
1/2	vs. San Jose State	W, 65-56
1/3	vs. Hawai'i	L, 47-53
1/6	at San Jose State	W, 59-53
	UC Irvine	W, 39-35

YEAR-BY-YEAR SCORES

1/9	CALIFORNIA	W, 89-43
1/10	UC San Diego	W, 40-22
	Nevada	W, 45-35
	Sacramento State	L, 44-67
	Sonoma State	W, Forfeit
1/30	CALIFORNIA	W, 54-43
2/4	SAN JOSE STATE	W, 74-54
	Sonoma State	W, Forfeit
	Nevada	W, 69-68
	Sacramento State	L, 46-87
	San Francisco State	L, 51-56
2/20	at California	W, 58-38
2/26	at Stanford	W, 66-49
	San Francisco State	W, 58-55
	Chico State	L, 49-56

1974-75

9-7 Overall

	UC Santa Cruz	W, 103-18
	UC Santa Barbara	L, 45-58
	UC Riverside	W, 58-25
	Sacramento State	L, 26-60
	Chico State	L, 37-50
1/29	at California	W, 40-31
	Cal State East Bay	L, 41-49
	San Francisco State	W, 47-46
	Humboldt State	W, 61-53
	Stanford	W, 58-51 (ot)
	Sacramento State	L, 42-49
	Sacramento State	L, 42-49
	Santa Clara	L, 48-52 (ot)
	San Jose State	W, 50-39
	Chico State	L, 38-45
	Stanford	W, 67-53
	Nevada	W, 41-36

1973-74

8-9 Overall

1/18	UC Irvine	score unknown
	UCLA	score unknown
1/19	vs. UC San Diego	L, 34-60
2/1	Humboldt State	L, 35-36
2/7	Cal State East Bay	L, 30-36
2/14	Stanford	W, 42-37
2/26	at California	W, 27-22

1972-73

Complete Record Unknown

12/4	at UC Riverside	W, 47-33
2/17	UC RIVERSIDE	L, 34-53
	vs. UC San Diego	W, 47-40

1971-72

14-3 Overall

	California	W, 68-43
	Stanford	W, 51-35
	Santa Clara	W, 81-13
	Humboldt State	W, 68-22
	California	W, 51-33
	Cal State East Bay	W, 60-43
	Sacramento Majestics	W, 50-42
	College of San Mateo	W, 37-22
	Nevada	W, 62-41
	Sacramento State	W, 43-30
	Sacramento State	W, 46-33
	Chico State	W, 44-33

	Taiwan Nationals	L, 47-80
	UC Riverside	W, 48-32
	UC San Diego	W, 59-32
	UCLA	L, 47-49
3/3	LONG BEACH STATE	L, 30-54

1970-71

Complete Record Unknown

	Kansas State	W, N/A
	Southern Connecticut	L, N/A
3/6	LONG BEACH STATE	L, 37-38

POSTSEASON HISTORY



UC Davis has advanced to the NCAA Division I Tournament three times thanks to Big West Tournament wins in 2011 (top left), 2019 (top right), and 2021 (bottom).

NCAA D-I POSTSEASON HISTORY

2011	NCAA First Round (Stanford, Calif.)	Lost at Stanford, 86-59
2019	NCAA First Round (Stanford, Calif.)	Lost at Stanford, 79-54
2021	NCAA First Round (San Antonio, Texas)	Lost vs. Missouri State, 70-51

WOMEN'S NIT

2008	WNIT 1st Round (Spokane, Wash.)	Lost at Gonzaga, 60-81
2010	WNIT 1st Round (Berkeley, Calif.)	Lost at California, 69-74
2012	WNIT 1st Round (Corvallis, Ore.)	Lost vs. Oregon State, 48-66
2017	WNIT 1st Round (Salt Lake City, Utah)	Won at Utah, 72-62
	WNIT 2nd Round (Laramie, Wyo.)	Won at Colorado State, 58-57
	WNIT "Sweet 16" (Pullman, Wash.)	Lost at Washington State, 62-71
2018	WNIT 1st Round (Davis, Calif.)	Won vs. Idaho, 82-62
	WNIT 2nd Round (Laramie, Wyo.)	Won at Wyoming, 74-64
	WNIT "Sweet 16" (Manhattan, Kan.)	Won at Kansas State, 71-69
	WNIT "Elite Eight" (Bloomington, Ind.)	Lost at Indiana, 66-81

NCAA D-II POSTSEASON HISTORY

1986	NCAA West Regional 1st Round (Northridge, Calif.)	Lost at CS Northridge, 57-68
1988	NCAA West Regional 1st Round (Pomona, Calif.)	Lost at Cal Poly Pomona, 52-88
1990	NCAA West Regional 1st Round (Davis, Calif.)	Lost vs. CS Stanislaus, 70-78
1991	NCAA West Regional 1st Round	Won at CS Stanislaus, 64-45
1992	NCAA West Regional 1st Round	Won vs. Cal Poly Pomona, 69-49
	NCAA West Regional Final (Portland, Ore.)	Lost at Portland State, 56-83
1993	NCAA West Regional 1st Round (Pomona, Calif.)	Lost vs. Portland State, 61-64
1994	NCAA West Regional 1st Round (Pomona, Calif.)	Won at Cal Poly Pomona, 58-56
	NCAA West Regional 2nd Round (Portland, Ore.)	Lost vs. CS San Bern., 62-85
1995	NCAA West Regional 1st Round	Won vs. CS Dominguez Hills, 52-42
	NCAA West Regional 2nd Round (Portland, Ore.)	Lost at Portland State, 71-82
1996	NCAA West Regional 2nd Round	Won vs. Chico State, 80-52
	NCAA West Regional Final (Davis, Calif.)	Lost vs. Portland State, 66-70
1997	NCAA West Regional 2nd Round	Won vs. Cal Poly Pomona, 79-52
	NCAA West Regional Final (Davis, Calif.)	Won vs. Seattle Pacific, 74-69
	NCAA Elite Eight 1st Round	Won vs. West Texas A&M, 73-70
	NCAA Elite Eight Semifinal	Lost vs. Southern Indiana, 62-70
	NCAA Elite Eight 3rd Place (Grand Forks, N.D.)	Won vs. Bentley (Mass.), 76-61
1998	NCAA West Regional 1st Round	Won vs. Cal Poly Pomona, 72-61
	NCAA West Regional 2nd Round	Won vs. Montana State-Billings, 69-66
	NCAA West Regional Final (Seattle, Wash.)	Lost (ot) at Seattle Pacific, 82-91
1999	NCAA West Regional 2nd Round	Won vs. Cal Poly Pomona, 67-59
	NCAA West Regional Final (Davis, Calif.)	Lost vs. Montana State-Billings, 62-70

CONFERENCE POSTSEASON HISTORY

1984	NCAC Shaughnessy 1st Round	Lost at Sacramento State, 57-71
1985	NCAC Shaughnessy 1st Round	Lost at San Francisco State, 62-67
1986	NCAC Shaughnessy Final	Won vs. Chico State, 72-63
1987	NCAC Shaughnessy 1st Round	Won vs. CS Hayward, 64-49
	NCAC Shaughnessy Final	Lost vs. Chico State, 61-66

1988	NCAC Shaughnessy 1st Round	Won vs. CS Hayward, 64-49
	NCAC Shaughnessy Final	Lost vs. Chico State, 61-66
1989	NCAC Shaughnessy 1st Round	Lost vs. Chico State, 59-61
1990	NCAC Shaughnessy 1st Round	Won vs. Humboldt State, 78-69
	NCAC Shaughnessy Final	Lost at CS Stanislaus, 69-74
1991	NCAC Shaughnessy 1st Round	Won (ot) vs. Chico State, 60-59
	NCAC Shaughnessy Final	Lost at CS Stanislaus, 56-65
1992	NCAC Shaughnessy 1st Round	Won vs. Humboldt State, 81-58
	NCAC Shaughnessy Final	Won vs. CS Stanislaus, 67-64
1993	NCAC Shaughnessy 1st Round	Won vs. Humboldt State, 70-52
	NCAC Shaughnessy Final	Won vs. CS Stanislaus, 77-68
1994	NCAC Shaughnessy 1st Round	Won vs. CS Stanislaus, 82-61
	NCAC Shaughnessy Final	Won at Humboldt State, 74-64
	NCAC Shaughnessy Double Elimination Final	Won at Humboldt State, 84-67
1995	NCAC Shaughnessy 1st Round	Won vs. Chico State, 71-43
	NCAC Shaughnessy Final	Won vs. Humboldt State, 70-64
1996	NCAC Shaughnessy 1st Round	Lost vs. UC Riverside, 67-72
	NCAC Shaughnessy Double Elimination Final	Won vs. Chico State, 58-38
1997	NCAC Shaughnessy 1st Round	Won vs. Sonoma State, 82-55
	NCAC Shaughnessy Final	Won vs. CS Stanislaus, 56-38
1998	NCAC Shaughnessy 1st Round	Won vs. Humboldt State, 72-43
	NCAC Shaughnessy Final	Won at Sonoma State, 52-48
2008	Big West Conference Semifinal	Won vs. UC Riverside, 63-53
	Big West Conference Final	Lost vs. UC Santa Barbara, 59-74
2009	Big West Conference 1st Round	Lost vs. CS Northridge, 56-64
2010	Big West Conference Semifinal	Won vs. UC Santa Barbara, 63-53
	Big West Conference Final	Lost vs. UC Riverside, 67-71
2011	Big West Conference 1st Round	Won vs. UC Irvine, 72-45
	Big West Conference Semifinal	Won vs. UC Riverside, 66-49
	Big West Conference Final	Won vs. Cal Poly, 66-49
2012	Big West Conference 1st Round	Lost vs. Pacific, 51-59
2013	Big West Conference 1st Round	Lost vs. Cal State Northridge, 40-61
2014	Big West Conference 1st Round	Won vs. UC Santa Barbara, 58-57
	Big West Conference Quarterfinal	Lost (ot) vs. UC Irvine, 70-74
2015	Big West Conference 1st Round	Won vs. West Texas A&M, 80-71
	Big West Conference Quarterfinal	Won vs. Long Beach State, 70-67
	Big West Conference Semifinal	Lost vs. CSUN, 47-61
2016	Big West Conference Quarterfinal	Won vs. UC Santa Barbara, 71-67
	Big West Conference Semifinal	Won vs. UC Riverside, 81-72
	Big West Conference Final	Lost vs. Hawai'i, 59-78
2017	Big West Conference Semifinal	Lost vs. UC Santa Barbara, 59-73
2018	Big West Conference Semifinal	Won vs. UC Riverside, 49-46
	Big West Conference Final	Lost vs. CSUN, 55-63
2019	Big West Conference Semifinal	Won vs. UC Irvine, 82-50
	Big West Conference Final	Won vs. Hawai'i, 58-50
2021	Big West Conference Quarterfinal	Won vs. Cal State Fullerton, 61-54
	Big West Conference Semifinal	Won vs. Hawai'i, 64-52
	Big West Conference Final	Won vs. UC Irvine, 61-42

OPPONENT SERIES HISTORIES

ACADEMY OF ART (1-0)

11/9/21..... H..... W..... 69-51

AIR FORCE (4-2)

1987-88..... A..... L..... 78-82
 11/23/90..... H..... W..... 68-58
 12/4/93..... A..... W..... 81-61
 12/3/94..... A..... W..... 62-58
 11/20/04..... A..... L..... 61-75
 11/23/15..... H..... W..... 66-40

AKRON (1-0)

11/30/13..... N..... W..... 71-58

ALASKA ANCHORAGE (1-2)

12/17/84..... A..... L..... 52-78
 12/18/84..... A..... L..... 65-72
 12/20/85..... H..... W..... 75-71

ALASKA FAIRBANKS (3-2)

12/14/84..... A..... L..... 79-86
 12/15/84..... A..... L..... 71-86
 1987-88..... H..... W..... 77-74
 12/19/90..... H..... W..... 79-51
 1/4/94..... H..... W..... 76-45

ALBANY (0-1)

12/18/15..... N..... L..... 70-80

ARIZONA STATE (0-3)

12/9/07..... A..... L..... 56-77
 12/3/08..... H..... L..... 59-73
 12/13/14..... A..... L..... 51-72

AUBURN (0-1)

12/28/05..... N..... L..... 54-69

AZUSA PACIFIC (2-1)

12/20/83..... H..... W..... 56-48
 11/29/85..... N..... W..... 48-47
 12/10/04..... A..... L (ot)..... 72-75

BENTLEY (1-0)

3/21/97@..... N..... W..... 76-61

BETHANY (1-0)

12/21/05..... H..... W..... 76-36

BETHEL COLLEGE (KS) (1-0)

11/7/22..... H..... W..... 84-36

BOISE STATE (2-2)

1982-83..... H..... W..... 54-53
 11/10/06..... A..... L..... 56-73
 12/8/06..... H..... L..... 56-58
 3/8/23..... H..... W..... 69-62

BOSTON U. (1-0)

12/5/19..... H..... W..... 75-68

BRADLEY (0-1)

12/28/07..... A..... L..... 70-79

BROWN (1-0)

12/2/06..... A..... W..... 72-63

CALIFORNIA (7-3)

1971-72..... n/a..... W..... 68-43

1971-72..... n/a..... W..... 51-33
 2/26/74..... A..... W..... 27-22
 1/29/75..... A..... W..... 40-31
 1/9/76..... H..... W..... 89-43
 1/30/76..... H..... W..... 54-33
 2/20/76..... A..... W..... 58-38
 12/30/77..... H..... L..... 73-76
 11/22/05..... A..... L..... 58-67
 3/17/10%..... A..... L (ot)..... 69-74

CAL BAPTIST (2-0)

1982-83..... H..... W..... 86-85
 11/24/84..... H..... W (ot)..... 76-74

CAL POLY (40-23)

Division I Era: 19-10
 Home: 12-9
 Road: 16-14
 Neutral: 2-0
 Big West Tournament: 1-0
 Most Points Scored: 91 (12/20/93)
 Largest Margin of Victory: 37 (12/20/93)
 Largest Margin of Defeat: 22 (1/28/12)

12/15/79..... H..... L..... 57-74
 12/6/80..... H..... W..... 50-49
 12/5/81..... H..... L..... 56-75
 12/16/81..... A..... L..... 73-83
 12/14/82..... H..... L..... 61-68
 11/19/83..... A..... L..... 61-72
 12/2/83..... A..... L..... 48-50
 11/23/84..... H..... L..... 48-68
 12/19/86..... H..... L..... 63-74
 1/2/87..... A..... W..... 69-54
 11/20/87..... A..... L..... 57-74
 12/4/87..... N..... W..... 72-63
 12/11/87..... H..... W..... 74-64
 11/26/88..... H..... W..... 72-66
 12/30/88..... A..... W..... 61-58
 11/18/89..... A..... L..... 60-65
 12/28/89..... H..... W..... 63-56
 11/24/90..... H..... W..... 76-59
 1/5/91..... A..... W..... 66-57
 11/23/91..... H..... W..... 64-51
 12/6/91..... A..... W..... 75-56
 1/2/93..... A..... W..... 84-52
 12/20/93..... H..... W..... 91-54
 1/28/95..... A..... W..... 75-57
 12/6/03..... A..... L..... 58-71
 1/15/05..... A..... L..... 62-69
 2/14/05..... H..... W..... 71-66
 1/11/06..... A..... W..... 73-59
 2/9/06..... H..... W..... 70-63
 1/11/07..... H..... W..... 78-64
 2/1/07..... A..... L..... 60-69
 1/26/08..... H..... L..... 61-62
 2/21/08..... A..... W..... 53-47
 1/24/09..... A..... L..... 60-64
 2/19/09..... H..... L..... 47-62
 2/4/10..... A..... L..... 48-69
 1/9/10..... H..... W..... 77-72
 1/8/11..... A..... L..... 65-74
 2/3/11..... H..... W..... 81-61
 3/12/11*..... N..... W..... 66-49
 1/28/12..... A..... L..... 65-87
 3/1/12..... H..... W..... 65-61
 1/10/13..... A..... L..... 71-73
 2/9/13..... H..... W..... 79-69

1/30/14..... H..... L..... 72-81
 2/27/14..... A..... W..... 77-69
 1/29/15..... A..... L..... 64-72
 2/26/15..... H..... L..... 52-68
 1/23/16..... A..... W..... 75-57
 2/10/16..... H..... W..... 82-71
 2/2/17..... A..... W..... 61-53
 2/22/17..... H..... W..... 83-75
 1/20/18..... A..... W..... 80-76
 2/7/18..... H..... W..... 85-77
 2/9/19..... A..... W..... 85-61
 3/6/19..... H..... W..... 87-54
 1/25/20..... A..... W..... 42-36
 2/12/20..... H..... W..... 71-58
 2/26/21..... H..... W..... 63-47
 2/27/21..... H..... W..... 62-53
 2/17/22..... A..... W..... 85-55
 1/21/23..... A..... W..... 74-52
 2/25/23..... H..... W..... 70-56

CAL POLY POMONA (12-18)

1977-78..... A..... L..... 40-99
 3/9/78..... N..... L..... 46-92
 1/3/81..... A..... L..... 62-85
 1982-83..... A..... L..... 51-75
 1987-88..... H..... L..... 51-74
 1987-88#..... A..... L..... 52-88
 1988-89..... A..... L..... 60-76
 11/17/90..... H..... L..... 67-72
 1990-91#..... A..... L..... 56-58
 12/20/91..... H..... W..... 85-54
 3/13/92#..... N..... W..... 69-49
 12/19/92..... A..... L..... 51-68
 3/8/94#..... A..... W..... 58-56
 3/7/97#..... H..... W..... 79-52
 11/22/97..... H..... W..... 79-45
 1/3/98..... A..... W..... 69-59
 3/5/98#..... N..... W..... 72-61
 12/19/98..... A..... W..... 82-52
 2/13/99..... H..... L..... 49-52
 3/5/99#..... H..... W..... 67-59
 12/18/99..... H..... L..... 53-78
 2/12/00..... A..... L..... 64-73
 1/19/01..... A..... L..... 66-94
 2/24/01..... H..... L..... 63-71
 1/4/02..... H..... W..... 72-70
 2/16/02..... A..... W..... 76-62
 1/11/03..... H..... W..... 86-78
 2/14/04..... A..... L..... 87-96
 1/3/04..... A..... L..... 92-109
 2/27/04..... H..... L..... 59-60

CSU BAKERSFIELD (5-10)

1/12/01..... H..... W..... 85-79
 3/3/01..... A..... L..... 64-65
 1/11/02..... A..... L..... 54-80
 2/23/02..... H..... L..... 66-76
 1/18/03..... A..... L..... 82-95
 2/21/03..... H..... L (ot)..... 97-102
 1/10/04..... H..... L..... 78-85
 3/5/04..... A..... L..... 55-72
 2/25/09..... H..... L..... 71-80
 1/18/10..... A..... W..... 79-76
 12/22/12..... N..... W..... 71-59
 2/19/22..... A..... L..... 75-84
 1/7/23..... A..... W..... 60-43
 1/26/23..... H..... W..... 79-57

CS DOMINGUEZ HILLS (21-4)

12/19/81..... N..... L..... 76-99
 1982-83..... H..... W..... 78-65
 1986-87..... N..... L..... 52-58
 1988-89..... A..... W..... 59-56
 1989-90..... H..... W..... 74-52
 11/30/91..... A..... W..... 61-54
 12/30/92..... H..... W..... 65-37
 11/26/93..... A..... W..... 54-50
 11/26/94..... H..... W..... 88-55
 3/10/95#..... N..... W..... 52-42
 12/19/95..... A..... W..... 63-58
 12/7/96..... H..... W..... 71-41
 12/17/97..... A..... W..... 49-44
 12/12/98..... A..... W..... 69-33
 2/6/99..... H..... W..... 69-39
 12/10/99..... H..... L..... 54-67
 2/5/00..... A..... W..... 74-59
 1/30/00..... A..... W..... 64-59
 2/9/01..... H..... W..... 69-49
 12/8/01..... H..... W..... 65-59
 2/1/02..... A..... W..... 65-62
 1/31/03..... H..... W..... 81-66
 3/8/03..... A..... W..... 69-60
 1/30/04..... A..... L..... 67-79
 2/7/04..... H..... W..... 75-59

CAL STATE EAST BAY (46-7)

Formerly Cal State Hayward

1971-72..... n/a..... W..... 60-43
 2/7/74..... n/a..... L..... 30-36
 1974-75..... n/a..... L..... 41-49
 1975-76..... n/a..... W..... 55-41
 1/19/77..... n/a..... W..... 80-58
 2/8/77..... n/a..... W..... 87-63
 1/5/78..... A..... W..... 58-41
 1/31/78..... H..... W..... 76-60
 1/26/79..... H..... W..... 68-61
 2/27/79..... A..... W..... 56-49
 1979-80..... A..... W..... 59-58
 2/8/80..... H..... W..... 74-53
 1/16/81..... A..... L..... 50-52
 2/14/81..... H..... W..... 70-52
 1/23/82..... A..... L..... 52-71
 2/12/82..... H..... W..... 81-66
 1982-83..... H..... W..... 72-61
 1982-83..... A..... W..... 75-57
 1/20/84..... A..... W..... 76-49
 2/17/84..... H..... W..... 75-52
 1/26/85..... H..... L (ot)..... 57-59
 1984-85..... A..... L..... 73-79
 11/30/85..... N..... W..... 55-53
 1/17/86..... H..... W..... 63-42
 2/8/86..... A..... L..... 64-72
 1986-87..... A..... W..... 69-41
 1986-87..... H..... W..... 59-57
 1987-88..... A..... W..... 63-46
 1987-88..... H..... W..... 65-55
 1987-88..... A..... W (ot)..... 64-59
 1987-88..... H..... W..... 64-49
 1988-89..... H..... W..... 49-48
 1988-89..... A..... W..... 54-53
 1989-90..... A..... W..... 70-61
 1989-90..... H..... W..... 62-50
 1/26/91..... A..... W..... 66-51
 2/8/91..... H..... W..... 80-40
 1/10/92..... H..... W..... 50-31

OPPONENT SERIES HISTORIES

2/22/92	A	W	70-52
12/4/92	H	W	94-50
1/15/93	H	W	76-46
2/13/93	A	W	77-39
1/15/94	H	W	71-37
2/12/94	A	W	75-69
1/20/95	H	W	83-56
2/4/95	A	W	84-48
1/12/96	A	W	69-60
2/10/96	H	W	71-43
1/10/97	H	W	75-57
2/8/97	A	W	69-64
1/16/98	H	W	86-44
2/14/98	A	W	78-61
11/18/00	H	W	86-44

CAL STATE FULLERTON (23-14)

Division I Era: 23-14

Home: 9-9

Road: 13-5

Neutral: 1-0

Big West Tournament: 1-0

Most Points Scored: 88 (1/24/13)

Largest Margin of Victory: 44 (1/24/13)

Largest Margin of Defeat: 18 (2/23/13)

1/8/05	H	W	70-55
2/7/05	A	L	69-75
1/28/06	A	W	75-71
3/2/06	H	L	66-71
1/27/07	H	L	51-60
3/1/07	A	L	53-62
1/17/08	A	W	77-45
2/16/08	H	W	82-55
1/15/09	H	L	59-71
2/14/09	A	W	60-47
1/2/10	A	L	57-68
3/6/10	H	W	80-52
12/31/10	H	L	56-58
3/5/11	A	W	73-58
12/31/11	H	L	50-58
2/1/12	A	W	57-55
1/24/13	A	W	88-44
2/23/13	H	L	42-60
1/18/14	A	W	69-67
2/13/14	H	L	62-65
1/17/15	H	W	64-59
2/12/15	A	W (ot)	74-67
2/6/16	A	W	63-59
2/13/16	H	W	80-56
1/19/17	A	W	70-51
1/28/17	H	W	59-39
1/24/18	H	W	67-53
3/1/18	A	W	67-55
1/17/19	H	W	75-51
1/26/19	A	W	75-39
2/6/20	A	W	72-61
2/20/20	H	L	61-71
3/10/21	N	W	61-54
1/27/22	A	L	65-69
3/5/22	H	W	70-42
1/14/23	A	L	51-67
2/23/23	H	L	58-70

CAL STATE LOS ANGELES (13-9)

1977-78	N	L	65-68
12/18/81	N	L	87-88
12/30/83	A	L (ot)	64-65

11/30/84	H	L	63-76
1/2/86	H	W	75-53
1986-87	A	L	42-61
11/20/93	A	W	72-55
11/25/94	N	W	78-46
12/20/95	A	W	70-48
11/21/97	H	W	92-56
12/11/98	A	W	107-68
2/5/99	H	W	94-47
12/11/99	H	W	83-55
2/4/00	A	L	83-93
12/17/00	A	L	58-69
2/10/01	H	W	69-63
12/7/01	H	W	77-70
2/2/02	A	L	67-83
2/1/03	H	W	97-72
3/7/03	A	W	57-49
1/31/04	A	L	72-81
2/6/04	H	W	81-74

CAL STATE MONTEREY BAY (1-0)

12/6/15	H	W	91-36
---------	---	---	-------

CSUN (32-16)

Division I Era: 26-8

Home: 18-5

Road: 14-7

Neutral: 0-5

Big West Tournament: 0-4

Most Points Scored: 86 (2/9/08, 1/4/09)

Largest Margin of Victory: 38 (2/9/08)

Largest Margin of Defeat: 20 (12/29/83)

12/5/80	H	W	70-52
12/31/80	A	W	65-49
12/4/81	H	L	69-71
12/3/82	H	L	66-68
12/29/83	A	L	54-74
11/23/85	H	L	73-78
12/6/85	N	L	74-82
3/8/86#	A	L	57-68
12/22/87	H	W	66-52
1/31/05	A	L	54-65
2/26/05	H	L (ot)	68-76
1/19/06	H	W	79-68
2/4/06	A	W	66-55
1/18/07	A	L	62-73
2/17/07	H	W	69-68
1/10/08	H	W	76-60
2/9/08	A	W	86-48
1/4/09	H	W	86-66
3/4/09	A	W	53-50
3/11/09†	N	L	56-64
1/4/10	A	W	82-56
3/4/10	H	W	62-53
1/2/11	H	W	78-56
3/3/11	A	W	56-44
1/12/12	H	W	55-53
2/18/12	A	L	60-63
1/17/13	H	W	61-46
2/16/13	A	L	49-51
3/12/13†	N	L	40-61
1/9/14	H	L	52-56
2/6/14	A	W	82-74
1/8/14	A	W	60-49
2/5/15	H	W	73-67
3/13/15†	N	L	47-61
1/7/16	A	W	75-52

2/27/16	H	W	57-50
1/14/17	H	W	81-65
3/4/17	A	W	63-55
2/3/18	A	L (ot)	71-75
2/10/18	H	W	72-46
3/10/18†	N	L	55-63
1/24/19	A	W	60-49
2/2/19	H	W	70-54
1/29/20	H	W	61-39
3/5/20	A	W	71-58
1/22/22	H	W	48-41
2/24/22	A	W	58-50
1/11/23	H	W	83-73
2/15/23	A	W	71-50

CAL STATE SAN BERNARDINO (9-8)

12/18/92	A	L	61-69
12/13/93	H	L	58-73
3/11/94#	N	L	62-85
12/6/96	H	W	62-42
12/18/97	A	L	56-65
1/15/99	A	W	66-43
2/26/99	H	W	89-43
1/15/00	H	W	66-35
2/25/00	A	W	73-55
1/20/01	A	L	58-67
2/23/01	H	W	57-39
1/5/02	H	W	67-61
2/15/02	A	L	49-66
1/10/03	H	W (ot)	69-61
2/15/03	A	L	36-53
1/2/04	A	W	85-72
2/28/04	H	L	55-72

CENTRAL WASHINGTON (1-0)

11/20/98	N	W	81-61
----------	---	---	-------

CHAPMAN (3-0)

1988-89	H	W	66-54
12/7/91	N	W	83-58
1/3/92	N	W	74-40

CHICO STATE (43-28)

1971-72	n/a	W	44-33
1974-75	n/a	L	37-50
1974-75	n/a	L	38-45
1975-76	n/a	L	49-56
2/4/77	n/a	L	51-60
2/26/77	n/a	L	57-67
1/26/78	H	W	63-60
3/2/78	H	W	53-48
3/4/78	A	L	49-53
1/12/79	H	L	48-60
2/10/79	A	W	57-49
1/18/80	A	L	62-63
1979-80	H	W	66-48
1979-80	H	W	78-72
1/31/81	A	W	64-62
2/26/81	H	L	58-64
3/13/81&	A	W	53-52
1/30/82	H	W (ot)	90-83
2/19/82	A	L	65-70
1982-83	A	L	56-60
1982-83	H	L	61-65
1/27/84	A	W	54-53
2/24/84	H	W	64-55
1/5/85	H	L	64-74
2/2/85	A	W (ot)	61-58

1/14/86	H	W	70-64
2/15/86	A	L	50-62
2/21/86	H	W	72-63
1986-87	H	L	65-75
1986-87	A	L	52-78
1986-87	A	L (2ot)	61-65
1987-88	A	L	46-84
1987-88	H	W	64-56
1987-88	H	L	61-66
1988-89	H	W	52-30
1988-89	A	W	65-43
1988-89	H	L	59-61
1989-90	H	W	69-45
1989-90	A	W	64-62
1/19/91	A	W	63-57
2/15/91	H	W	70-66
2/27/91	H	W (ot)	80-79
1/25/92	A	W	70-66
2/7/92	H	W	74-64
1/8/93	H	W	72-63
2/20/93	A	L	78-102
1/22/94	H	W	88-51
2/4/94	A	L	63-66
1/6/95	A	W	79-45
2/17/95	H	W	86-59
2/28/95	H	W	71-43
1/27/96	H	W	57-54
2/22/96	A	W	66-46
3/2/96	H	W	58-38
3/8/96#	H	W	80-52
1/25/97	A	W	62-35
2/20/97	H	W	77-55
1/28/98	A	W	75-50
1/31/98	H	W	85-65
1/20/99	A	W	75-52
1/23/99	H	W	71-69
1/19/00	H	L	65-80
1/22/00	A	W	66-59
1/24/01	A	W	77-74
1/27/01	H	L (ot)	77-83
1/23/02	H	W	82-75
1/26/02	A	L (ot)	70-82
12/7/02	A	L	85-88
12/21/02	H	L	74-79
12/2/03	H	L	86-87
12/29/03	A	W	91-85

CLARION (1-0)

12/3/90	H	W	80-72
---------	---	---	-------

COLLEGE OF SAN MATEO (1-0)

1971-72	n/a	W	37-22
---------	-----	---	-------

COLORADO STATE (1-0)

3/19/17 %	A	W	58-57
-----------	---	---	-------

CONCORDIA (ORE.) (1-0)

3/20/81&	H	W	67-48
----------	---	---	-------

CORBAN

Formerly Western Baptist

12/28/01	N	W	79-50
----------	---	---	-------

CREIGHTON (0-2)

12/20/08	A	L	58-61
----------	---	---	-------

OPPONENT SERIES HISTORIES

11/27/09..... H..... L (ot)..... 61-63

DENVER (2-1)

11/21/08..... A..... L..... 50-64
12/5/09..... H..... W..... 64-57
12/18/11..... N..... W..... 60-51

DOMINICAN (2-0)

11/26/03..... H..... W..... 79-70
12/29/18..... H..... W..... 92-42

DRAKE (0-1)

12/30/07..... A..... L..... 50-71

ELON (1-0)

12/16/96..... H..... W..... 78-57

EMPORIA STATE (1-1)

12/1/95..... N..... W..... 68-61
11/19/99..... N..... L..... 54-74

FORDHAM (0-1)

12/29/17..... A..... L..... 62-70

FLORIDA A&M (0-1)

12/20/15..... N..... L..... 58-61

FRESNO PACIFIC (4-0)

1988-89..... A..... W..... 66-63
11/15/97..... H..... W..... 77-61
1/2/99..... A..... W..... 78-63
12/28/02..... H..... W..... 83-66

FRESNO STATE (1-6)

1978-79..... N..... L..... 50-77
11/30/79..... A..... L..... 59-78
12/7/80..... H..... W..... 57-55
12/1/83..... A..... L..... 58-87
12/11/84..... H..... L..... 44-75
12/16/85..... A..... L..... 48-93
11/12/19..... A..... L..... 65-73

GONZAGA (1-4)

11/12/06..... A..... L..... 70-73
12/6/07..... H..... L..... 58-71
3/20/08%..... A..... L..... 60-81
12/19/21..... H..... W..... 69-66
12/11/22..... A..... L..... 55-73

GRAND CANYON (14-1)

1/4/92..... A..... W..... 72-57
11/18/94..... H..... W..... 80-65
11/30/96..... A..... W..... 73-59
12/21/98..... A..... W..... 50-41
2/12/99..... H..... W..... 93-56
12/19/99..... H..... W..... 82-49
2/11/00..... A..... W..... 85-49
12/9/00..... H..... W..... 85-62
2/2/01..... A..... W..... 57-53
1/18/02..... H..... W..... 54-43
3/2/02..... A..... W..... 64-59
1/24/03..... A..... W..... 64-58
3/1/03..... H..... W..... 76-56
1/17/04..... A..... L..... 79-97
2/20/04..... H..... W..... 65-54

HAMPTON (1-0)

12/20/04..... H..... W..... 64-58

HAWAII (15-12)

Division I Era: 15-11
Home: 6-3
Road: 7-7
Neutral: 1-2
Big West Tournament: 2-1
Most Points Scored: 76 (1/6/18)
Largest Margin of Victory: 26 (2/23/19)
Largest Margin of Defeat: 20 (2/18/16)

1/3/76..... N..... L..... 47-53
11/17/07..... A..... W..... 73-52
12/20/11..... A..... W..... 62-57
1/19/13..... H..... L..... 63-71
2/14/13..... A..... L..... 48-59
1/23/14..... A..... L..... 50-64
2/22/14..... H..... W..... 56-52
1/22/15..... H..... L..... 53-58
2/21/15..... A..... L..... 60-62
1/9/16..... H..... W..... 60-58
2/18/16..... A..... L..... 50-70
3/12/16[†]..... N..... L..... 59-78
1/7/17..... H..... W..... 70-55
2/16/17..... A..... W..... 69-50
1/6/18..... H..... W..... 76-52
2/17/18..... A..... W..... 68-56
1/12/19..... A..... L..... 60-65
2/23/19..... H..... W..... 72-46
3/16/19[†]..... N..... W..... 58-50
1/11/20..... H..... W..... 62-49
2/22/20..... A..... W..... 65-48
3/5/21..... A..... L..... 60-70
3/6/21..... A..... W..... 54-46
3/12/21[†]..... N..... W..... 64-52
2/3/22..... A..... L..... 50-57
12/29/22..... H..... L..... 62-70
2/2/23..... A..... W..... 57-47

HENDERSON STATE (1-0)

11/27/99..... H..... W..... 97-64

HOFSTRA (0-2)

12/7/13..... A..... L..... 57-76
11/27/16..... H..... L..... 60-64

HOLY NAMES (7-0)

12/8/95..... H..... W..... 100-49
12/14/96..... H..... W..... 86-54
12/13/97..... H..... W..... 56-51
12/29/99..... H..... W..... 92-72
11/17/00..... A..... W..... 62-57
11/20/01..... H..... W..... 83-71
11/13/17..... H..... W..... 91-51

HOUSTON BAPTIST (2-0)

11/24/12..... A..... W..... 77-64
12/21/13..... H..... W (ot)..... 63-58

HUMBOLDT STATE (48-9)

1971-72..... n/a..... W..... 68-22
2/1/74..... n/a..... L..... 35-36
1973-74..... n/a..... W..... 41-32
1974-75..... n/a..... W..... 61-53
1/7/78..... H..... W..... 70-66
3/6/78..... H..... W..... 72-64
1/13/79..... H..... W..... 87-53
2/9/79..... A..... W..... 74-61

1/19/80..... A..... W..... 65-48
1979-80..... H..... W..... 92-32
1/30/81..... H..... W..... 80-66
2/27/81..... H..... W..... 83-62
1/29/82..... H..... W..... 64-48
1981-82..... A..... W..... 80-58
1982-83..... A..... W..... 65-56
1982-83..... H..... W..... 67-54
1/28/84..... A..... W..... 74-47
2/25/84..... H..... W..... 73-50
1/4/85..... H..... W..... 71-58
2/1/85..... A..... W..... 60-56
1/24/86..... H..... W..... 62-38
2/14/86..... A..... W..... 62-51
1986-87..... N..... W..... 56-46
1986-87..... H..... W..... 64-36
1986-87..... A..... W..... 75-60
1987-88..... A..... W..... 93-80
1987-88..... H..... W..... 74-62
1988-89..... H..... W..... 61-48
1988-89..... A..... W..... 57-49
1989-90..... H..... W..... 83-60
1989-90..... A..... L..... 60-71
1989-90..... H..... W..... 78-69
1/18/91..... A..... W..... 72-60
2/16/91..... H..... W..... 71-34
1/24/92..... A..... W..... 84-71
2/21/92..... H..... W..... 77-52
3/3/92..... H..... W..... 81-58
11/28/92..... H..... W..... 67-42
1/9/93..... H..... L..... 70-78
2/19/93..... A..... W..... 90-76
3/2/93..... H..... W..... 70-52
1/21/94..... H..... L..... 60-66
2/5/94..... A..... L..... 62-65
3/4/94..... A..... W..... 74-64
3/5/94..... A..... W..... 84-67
1/7/95..... A..... L..... 56-63
2/18/95..... H..... W..... 80-68
3/3/95..... H..... W..... 70-64
1/6/96..... H..... W..... 75-50
2/16/96..... A..... W..... 81-45
2/27/96..... H..... L..... 67-72
1/4/97..... A..... W..... 50-43
2/14/97..... H..... W..... 63-50
1/24/98..... H..... W..... 72-48
2/6/98..... A..... L..... 64-74
2/24/98..... H..... W..... 72-43
11/22/02..... N..... L..... 68-70

IDAHO (1-0)

3/15/18 %..... H..... W..... 82-62

INDIANA (0-1)

3/25/18 %..... A..... L..... 66-81

JACKSONVILLE (0-1)

12/30/16..... A..... L..... 54-61

KANSAS STATE (2-2)

1970-71..... n/a..... W..... N/A
12/29/09..... H..... L..... 59-73
12/12/10..... A..... L..... 41-61
3/23/18 %..... A..... W..... 71-69

LAFAYETTE (1-0)

12/20/06..... H..... W..... 62-45

LEWIS (1-0)

12/21/00..... H..... W..... 68-59

LONG BEACH STATE (23-21)

Division I Era: 21-13
Home: 12-8
Road: 9-11
Neutral: 2-2
Big West Tournament: 1-0
Most Points Scored: 85 (1/13/11)
Largest Margin of Victory: 30 (2/15/18)
Largest Margin of Defeat: 53 (1/6/77)

3/6/71..... H..... L..... 37-38
3/3/72..... H..... L..... 30-54
1/1/76..... N..... L..... 43-71
1/6/77..... N..... L..... 39-92
1/22/05..... A..... L..... 47-73
2/21/05..... H..... L..... 59-70
1/2/06..... H..... W..... 67-64
2/25/06..... A..... L..... 62-78
12/28/06..... A..... L..... 47-63
2/24/07..... H..... W..... 60-50
1/12/08..... H..... W..... 51-49
2/7/08..... A..... W..... 51-48
1/10/09..... A..... W..... 55-54
2/5/09..... H..... L..... 64-68
2/18/10..... H..... W..... 80-68
2/25/10..... A..... W..... 70-46
1/13/11..... H..... W..... 85-67
2/12/11..... A..... L..... 59-60
1/14/12..... H..... W..... 78-62
2/16/12..... A..... L..... 55-67
1/31/13..... H..... W..... 68-62
3/2/13..... A..... L..... 54-66
1/11/14..... H..... W..... 63-60
2/20/14..... A..... L..... 62-65
1/10/15..... A..... L..... 60-63
2/19/15..... H..... W..... 83-66
3/11/15[†]..... N..... W..... 70-67
1/28/16..... H..... L..... 62-75
3/3/16..... A..... L..... 64-74
1/12/17..... H..... L..... 51-64
1/21/17..... A..... L..... 62-64
2/1/18..... A..... W..... 83-71
2/15/18..... H..... W..... 79-49
1/31/19..... H..... W..... 70-50
2/28/19..... A..... W..... 66-49
1/16/20..... H..... W..... 57-55
3/7/20..... A..... L..... 57-66
2/12/21..... A..... W..... 67-52
2/13/21..... A..... W..... 67-50
1/29/22..... A..... W..... 68-58
3/3/22..... H..... L..... 60-65
3/9/22..... N..... W..... 55-45
1/28/23..... H..... L..... 45-66
3/4/23..... A..... W..... 65-56

LOUISIANA (0-1)

11/19/04..... A..... L..... 72-73

LOYOLA MARYMOUNT (0-1)

11/27/18..... A..... L..... 53-60

MASTER'S COLLEGE (1-0)

1988-89..... N..... W..... 77-60

MENLO (2-0)

12/4/04..... H..... W..... 72-46

OPPONENT SERIES HISTORIES

1/3/15..... H..... W.....77-56

METRO STATE (4-0)

12/2/94..... A..... W..... 66-57
 11/24/95..... H..... W..... 83-71
 11/28/97..... H..... W (ot).....80-77
 11/13/98..... A..... W.....117-85

MIDLAND LUTHERAN (0-1)

12/30/91..... H..... L..... 58-70

MINNESOTA (0-1)

12/15/19..... A..... L.....67-76

MINNESOTA STATE-MANKATO (1-0)

11/28/98..... H..... W..... 81-59

MISSOURI STATE (0-1)

3/22/21 \$..... N..... L..... 51-70

MONTANA (0-1)

12/2/18..... A..... L..... 56-62

MONTANA STATE (1-1)

11/23/17..... H..... W..... 70-62
 11/8/19..... A..... L.....65-77

MONTANA STATE-BILLINGS (1-1)

3/6/98#..... N..... W..... 69-66
 3/6/99#..... H..... L.....62-70

MOUNT MERCY (0-1)

3/21/81&..... H..... L..... 53-58

NAVY (1-0)

11/23/12..... N..... W (ot)..... 66-63

NEVADA (10-1)

1971-72..... n/a..... W..... 62-41
 1973-74..... n/a..... W..... 42-26
 1974-75..... n/a..... W.....41-36
 1975-76..... n/a..... W..... 45-35
 1975-76..... n/a..... W..... 69-68
 1977-78..... A..... W..... 82-69
 2/17/78..... H..... L..... 77-85
 12/8/78..... H..... W..... 66-64
 12/7/79..... H..... W..... 73-63
 1/7/81..... A..... W..... 79-55
 12/1/18..... N..... W..... 84-68

NEW MEXICO HIGHLANDS (1-0)

11/14/98..... N..... W.....88-79

NORTHERN ARIZONA (2-1)

11/16/07..... N..... W..... 68-52
 12/8/19..... A..... W.....71-61
 12/19/22..... H..... L..... 81-83

NOTRE DAME DE NAMUR (13-0)

Formerly College of Notre Dame

12/28/85..... H..... W..... 65-40
 1988-89..... H..... Forfeit
 1988-89..... A..... Forfeit
 1989-90..... H..... W..... 72-14
 1989-90..... A..... W..... 99-34
 1/12/91..... H..... W..... 86-14
 2/23/91..... A..... W..... 98-28

12/10/94..... A..... W.....77-26

2/23/95..... H..... W..... 68-26
 1/19/96..... A..... W..... 74-35
 2/2/96..... H..... W..... 85-30
 1/17/97..... H..... W.....72-33
 1/31/97..... A..... W.....87-28
 1/9/98..... A..... W..... 92-34
 2/20/98..... H..... W.....75-27

OCCIDENTAL (3-0)

1979-80..... A..... W..... 88-46
 1979-80..... H..... W.....87-51
 1/2/81..... A..... W..... 63-53

OMAHA (1-1)

Formerly Nebraska-Omaha

1987-88..... N..... L.....59-87
 11/21/91..... H..... W..... 59-58

OREGON (1-1)

2/6/21..... A..... L.....57-63
 12/1/21..... A..... W.....64-57

OREGON STATE (0-4)

11/26/06..... A..... L..... 56-66
 3/15/12%..... A..... L.....48-66
 12/14/16..... A..... L..... 52-93
 12/20/17..... A..... L.....47-61

OREGON TECH (0-1)

1986-87..... A..... L.....48-52

PACIFIC (16-14)

12/19/78..... A..... W..... 65-49
 12/18/79..... H..... L.....60-68
 12/2/80..... A..... L.....56-73
 1/2/82..... H..... L.....59-91
 1/29/05..... A..... L.....60-65
 2/28/05..... H..... W.....69-50
 1/21/06..... H..... W.....77-62
 2/2/06..... A..... W.....70-66
 1/20/07..... A..... W.....75-61
 2/15/07..... H..... W.....67-39
 2/2/08..... H..... W.....58-54
 3/1/08..... A..... L.....71-72
 1/31/09..... A..... L.....60-63
 2/28/09..... H..... W.....58-39
 1/23/10..... H..... W (ot).....68-59
 2/11/10..... A..... L.....58-74
 1/22/11..... A..... W.....65-57
 2/9/11..... H..... L.....60-65
 1/21/12..... H..... W.....59-51
 2/25/12..... A..... W.....65-61
 3/6/12[†]..... H..... L.....51-59
 1/5/13..... H..... L.....54-49
 3/9/13..... A..... L.....64-78
 11/11/13..... A..... L.....78-86
 11/29/14..... H..... W.....60-53
 11/16/15..... H..... L.....53-66
 11/21/16..... A..... W.....95-87
 11/20/17..... A..... W.....90-58
 11/11/18..... H..... L.....80-83
 11/27/22..... A..... W.....74-68

PACIFIC (ORE.) (1-0)

11/21/92..... N..... W.....73-56

PATTEN (2-0)

12/16/95..... H..... W..... 90-46
 12/28/96..... H..... W.....108-24

PEPPERDINE (2-4)

1/8/77..... N..... L..... 35-39
 1/3/87..... N..... L.....40-72
 11/19/10..... A..... W..... 70-62
 11/9/12..... H..... L..... 63-83
 11/12/17..... H..... W.....69-64
 12/19/19..... A..... L.....67-70

PORTLAND (2-2)

12/18/04..... H..... L..... 63-66
 11/27/05..... A..... L..... 81-85
 11/29/15..... A..... W..... 72-47
 11/11/16..... H..... W.....66-52

PORTLAND STATE (5-11)

3/14/92#..... A..... L..... 56-83
 12/15/92..... H..... L.....46-60
 3/12/93#..... N..... L.....61-64
 12/30/93..... A..... L.....65-79
 12/30/94..... H..... W.....90-81
 3/11/95#..... A..... L.....71-82
 11/17/95..... N..... L.....69-76
 3/9/96#..... H..... L.....66-70
 11/25/05..... A..... W.....67-64
 11/24/06..... A..... L.....63-73
 11/27/07..... H..... W.....80-62
 12/19/11..... N..... L.....57-68
 11/27/15..... A..... W.....82-70
 11/17/17..... H..... W.....79-67
 11/16/18..... A..... L.....50-65
 11/30/19..... H..... L.....70-76

PUGET SOUND (1-0)

11/20/92..... N..... W..... 75-55

QUINCY (1-0)

11/19/93..... N..... W..... 84-55

RADFORD (0-1)

11/20/05..... H..... L.....71-82

REGIS (3-0)

1986-87..... N..... W..... 65-61
 1989-90..... H..... W.....67-61
 11/16/90..... N..... W.....79-42

SACRAMENTO STATE (34-32)

3/5/70..... H..... W..... 48-40
 1971-72..... n/a..... W.....43-30
 1971-72..... n/a..... W.....46-33
 3/5/74..... H..... L.....32-53
 1974-75..... n/a..... L.....26-60
 1974-75..... n/a..... L.....42-49
 3/6/75..... N..... L.....32-65
 1975-76..... n/a..... L.....38-71
 1975-76..... n/a..... L.....44-67
 1975-76..... n/a..... L.....46-87
 12/7/76..... H..... L.....35-83
 1976-77..... A..... L.....46-72
 1/25/77..... H..... L.....68-75
 2/24/77..... H..... L.....72-85
 1/21/78..... H..... W.....59-57
 2/14/78..... A..... W.....67-62

1/30/79..... A..... L..... 54-68

2/16/79..... H..... W.....70-64
 1/30/80..... A..... L..... 67-69
 2/16/80..... H..... W.....67-53
 1/24/81..... H..... W.....67-55
 2/20/81..... A..... W..... 68-62
 1/15/82..... A..... L.....69-73
 2/6/82..... H..... L.....72-74
 1982-83..... A..... W..... 84-65
 1982-83..... H..... L.....57-77
 1/13/84..... A..... L..... 57-65
 2/3/84..... H..... W.....66-55
 2/29/84..... H..... L.....57-71
 1/12/85..... H..... L..... 54-68
 2/9/85..... A..... L..... 55-61
 11/22/85..... H..... L.....59-64
 12/7/85..... A..... W.....68-67
 1/25/86..... H..... L.....62-74
 1986-87..... A..... W.....61-51
 1986-87..... H..... W.....64-42
 1987-88..... N..... L.....61-63
 1987-88..... A..... L.....54-69
 1987-88..... H..... W.....73-58
 1988-89..... H..... L.....71-72
 1988-89..... A..... L.....67-69
 1989-90..... A..... W.....55-45
 1989-90..... H..... W.....61-56
 11/28/90..... A..... W.....86-64
 1/30/91..... H..... W (ot).....69-63
 2/25/94..... A..... W.....102-90
 11/27/04..... A..... W.....58-50
 1/26/05..... H..... W.....74-65
 12/10/05..... A..... L.....65-78
 12/10/06..... H..... W.....59-55
 11/11/07..... H..... W.....68-39
 12/13/08..... A..... L.....45-53
 12/13/09..... H..... W.....72-64
 12/19/10..... A..... W.....78-55
 12/4/11..... H..... W.....68-57
 12/30/12..... A..... L (ot).....65-66
 12/28/13..... H..... L.....78-84
 11/18/14..... A..... W.....90-82
 12/13/15..... H..... L.....77-92
 12/18/16..... A..... W.....110-78
 11/30/17..... H..... W.....79-72
 12/7/18..... A..... W.....109-60
 11/26/19..... H..... W (2ot).....77-75
 11/23/21..... A..... W.....75-46
 11/22/22..... N..... L.....45-67

SAGINAW VALLEY STATE (1-0)

12/2/95..... N..... W.....67-59

ST. CLOUD STATE (0-1)

11/24/89..... H..... L.....69-72

SAINT EDWARD'S (1-0)

11/24/01..... H..... W.....71-54

SAINT MARTIN'S (1-0)

12/20/03..... N..... W.....77-73

SAINT MARY'S (14-15)

12/1/78..... N..... W.....81-56
 12/20/81..... N..... W.....91-57
 12/30/81..... H..... W.....78-64
 1982-83..... H..... L.....67-74
 1982-83..... A..... W.....57-53

OPPONENT SERIES HISTORIES

12/9/83	H..... W.....	59-54
12/1/84	A..... L.....	61-91
12/29/84	H..... L.....	55-77
12/27/85	H..... L.....	58-59
12/28/87	A..... L (ot).....	62-73
12/20/88	H..... W.....	69-68
12/20/89	A..... L.....	71-90
12/21/04	H..... L.....	51-57
12/20/05	A..... L.....	69-75
12/17/07	H..... W.....	98-91
12/6/08	A..... W.....	85-69
12/1/09	A..... W.....	71-59
12/1/10	H..... W.....	71-62
12/10/11	A..... L.....	58-75
12/6/12	H..... L.....	56-75
12/15/13	A..... L.....	71-88
11/22/14	H..... L.....	55-57
12/3/15	A..... W (ot).....	78-71
12/11/16	H..... W.....	68-66
12/9/17	A..... W.....	74-50
12/17/18	H..... W.....	76-74
11/19/19	A..... L.....	74-83
11/13/21	H..... L.....	50-52
12/3/22	A..... L.....	53-58

SAN DIEGO STATE (3-2)

12/3/05	H..... W.....	58-36
12/30/05	A..... L.....	45-59
11/17/06	A..... L.....	52-59
11/19/15	A..... W.....	65-54
12/2/16	H..... W.....	75-55

SAN FRANCISCO (10-8)

12/9/78	A..... L.....	46-68
12/30/78	H..... L.....	62-89
11/30/04	A..... L.....	61-80
12/1/05	H..... W.....	69-55
12/20/07	A..... L.....	72-81
11/25/08	H..... W.....	56-49
11/17/09	H..... W.....	69-47
11/12/10	A..... W.....	69-45
11/22/11	H..... W.....	64-50
11/14/12	A..... L.....	65-72
11/29/13	N..... L.....	67-69
12/2/14	H..... L.....	70-73
12/21/16	A..... W.....	78-58
12/6/17	H..... W.....	72-55
12/15/18	A..... W.....	70-68
11/22/19	H..... W.....	79-67
11/25/20	H..... W.....	82-75
11/18/21	A..... L.....	46-73

SAN FRANCISCO STATE (50-16)

1974-75	n/a..... W.....	47-46
1975-76	n/a..... L.....	51-56
1975-76	n/a..... W.....	58-55
1/11/77	n/a..... L.....	61-63
2/11/77	n/a..... L.....	56-64
1977-78	A..... W.....	60-59
2/23/78	H..... L.....	46-55
1/19/79	H..... L.....	59-69
2/20/79	A..... L.....	57-59
12/8/79	H..... W.....	78-68
1/5/80	A..... W.....	70-69
1/25/80	H..... W.....	89-72
1979-80	H..... L.....	61-62
1/17/81	A..... L.....	69-81
2/13/81	H..... W.....	68-49

3/14/81&	A..... W.....	74-59
1/22/82	H..... L.....	55-63
2/13/82	A..... L.....	48-76
1982-83	A..... L (2ot).....	67-72
1982-83	H..... W.....	66-64
11/18/83	N..... L.....	58-73
1/21/84	H..... W.....	55-54
2/18/84	A..... L.....	63-69
1/25/85	A..... L.....	66-81
2/15/85	H..... W.....	65-49
2/20/85	A..... L.....	62-67
1/11/86	A..... W.....	68-47
1/31/86	H..... W.....	61-60
1986-87	H..... W.....	68-61
1986-87	A..... W.....	64-57
1986-87	H..... W.....	64-55
1987-88	A..... W.....	62-60
1987-88	H..... W.....	75-68
1988-89	A..... W.....	76-52
1988-89	H..... W.....	69-30
1989-90	H..... W.....	61-39
1989-90	A..... W.....	86-48
1/11/91	A..... W.....	83-40
2/22/91	H..... W.....	73-36
1/17/92	A..... W.....	71-32
2/15/92	H..... W.....	79-24
1/23/93	H..... W.....	79-39
2/6/93	A..... W.....	74-59
1/7/94	H..... W.....	76-32
2/18/94	A..... W.....	84-65
1/13/95	H..... W.....	74-39
2/11/95	A..... W.....	79-66
1/20/96	H..... W.....	69-40
2/3/96	A..... W.....	89-56
1/18/97	A..... W.....	70-53
2/1/97	H..... W.....	67-47
1/10/98	H..... W.....	62-49
2/21/98	A..... W.....	74-61
12/5/98	H..... W.....	75-52
1/30/99	A..... W.....	70-43
12/3/99	A..... W.....	57-53
1/29/00	H..... W.....	90-45
1/5/01	H..... W.....	82-52
2/17/01	A..... W.....	86-70
12/15/01	A..... W.....	69-57
2/9/02	H..... W.....	71-46
1/4/03	A..... W.....	84-59
2/7/03	H..... W.....	76-52
1/24/04	H..... W.....	78-69
2/13/04	A..... L.....	53-74
11/20/06	H..... W.....	74-40

SAN JOSE STATE (9-7)

1973-74	n/a..... L.....	36-44
1974-75	n/a..... W.....	50-39
1/2/76	N..... W.....	65-56
1/6/76	A..... W.....	59-53
2/4/76	H..... W.....	74-54
1976-77	A..... W.....	65-57
2/16/77	H..... L.....	46-48
12/22/77	H..... W.....	42-41
1/3/80	H..... L.....	55-98
11/17/83	N..... L.....	49-78
11/26/00	A..... L.....	59-68
12/7/04	A..... L.....	58-70
12/21/10	A..... W.....	102-62
11/16/11	H..... W.....	80-60
11/26/13	H..... W.....	95-61

12/10/04	A..... L.....	75-89
----------	---------------	-------

SANTA CLARA (8-12)

1971-72	n/a..... W.....	81-13
1974-75	n/a..... L (ot).....	48-52
12/20/80	H..... L.....	56-63
1/5/82	A..... L.....	52-61
1982-83	H..... L.....	52-62
12/30/84	A..... L.....	55-76
12/19/85	A..... L.....	45-75
12/30/86	H..... L.....	52-58
1/2/88	A..... W.....	60-54
12/10/88	H..... W.....	64-40
12/8/90	A..... L.....	52-81
12/5/04	A..... L.....	42-90
12/1/08	H..... W.....	62-54
12/3/09	A..... W.....	74-56
12/27/10	H..... W.....	70-54
11/28/11	A..... L.....	78-81
12/16/12	H..... W.....	70-59
12/18/13	A..... W.....	75-70
12/5/14	N..... L.....	76-79
11/16/19	H..... L.....	61-62

SEATTLE (5-1)

12/30/08	H..... L.....	59-65
11/13/09	A..... W.....	71-49
2/18/11	H..... W.....	80-75
11/13/11	A..... W.....	66-62
11/26/17	A..... W.....	79-53
12/9/18	H..... W.....	76-59

SEATTLE PACIFIC (2-6)

12/29/93	N..... W.....	86-62
12/29/94	H..... L.....	68-79
11/18/95	A..... L.....	70-71
12/21/96	N..... L.....	69-73
3/8/97#	H..... W.....	74-69
11/29/97	H..... L.....	60-88
3/9/98#	A..... L (ot).....	82-91
11/21/98	A..... L.....	78-86

SETON HALL (0-1)

12/21/09	A..... L.....	54-58
----------	---------------	-------

SIMPSON (1-0)

1/2/14	H..... W.....	78-46
--------	---------------	-------

SONOMA STATE (44-10)

1975-76	n/a..... Forfeit	
1975-76	n/a..... Forfeit	
1/20/79	H..... W.....	81-44
2/23/79	A..... W.....	80-48
1/11/80	H..... W.....	81-42
2/9/80	A..... W.....	90-54
1/23/81	H..... W.....	84-51
2/21/81	A..... W.....	75-42
1/9/82	A..... W.....	82-53
2/27/82	H..... W.....	79-66
1982-83	A..... L.....	50-51
1982-83	H..... W.....	56-51
1/14/84	H..... W.....	76-60
2/11/84	A..... W (ot).....	60-58
1/19/85	A..... W.....	79-66
2/5/85	H..... W.....	62-46
1/10/86	H..... W.....	75-35
2/1/86	A..... W.....	85-52

1986-87	H..... W.....	76-45
1986-87	A..... W.....	53-47
1987-88	H..... W.....	58-50
1987-88	A..... W.....	59-34
1988-89	A..... W.....	64-43
1988-89	H..... W.....	70-49
1989-90	H..... W.....	59-55
1989-90	A..... W.....	59-46
1/3/91	H..... W.....	52-51
2/2/91	A..... W.....	64-55
1/31/92	H..... W.....	64-60
2/27/92	A..... W.....	76-45
1/30/93	H..... W.....	77-52
2/27/93	A..... W.....	72-50
1/8/94	A..... W.....	79-70
2/19/94	H..... W.....	83-65
1/14/95	A..... W.....	63-51
2/10/95	H..... W.....	70-46
1/5/96	H..... W.....	79-36
2/17/96	A..... W.....	92-45
1/3/97	A..... W.....	70-56
2/15/97	H..... W.....	75-62
2/25/97	H..... W.....	82-55
1/23/98	H..... W.....	83-50
2/7/98	A..... L.....	63-67
2/27/98	A..... W.....	52-48
12/4/98	H..... W (ot).....	70-69
1/29/99	A..... L.....	55-67
12/4/99	A..... L.....	53-59
1/29/00	H..... W.....	67-63
1/6/01	H..... L.....	60-63
2/16/01	A..... W.....	67-61
12/16/01	A..... L.....	69-72
2/8/02	H..... L.....	57-71
1/3/03	A..... L.....	66-87
2/8/03	H..... L.....	63-74
1/23/04	H..... W.....	65-51
2/14/04	A..... L.....	51-67

SOUTH CAROLINA (1-0)

11/28/10	H..... W.....	61-52
----------	---------------	-------

SOUTH DAKOTA STATE (0-2)

1/5/06	H..... L.....	61-78
12/17/08	A..... L.....	47-59

SOUTHERN CONN. STATE (0-1)

1970-71	n/a..... L.....	N/A
---------	-----------------	-----

SOUTHERN INDIANA (0-1)

1/5/06@	N..... L.....	62-70
---------	---------------	-------

SOUTHERN OREGON (8-1)

12/12/80	H..... W.....	61-46
12/10/83	H..... W.....	73-60
1986-87	H..... W.....	59-51
1986-87	A..... W.....	63-52
1988-89	H..... W.....	70-45
1989-90	H..... W.....	69-27
12/30/95	H..... W.....	78-53
12/6/97	A..... L.....	76-93
11/23/02	N..... W.....	80-54

SOUTHERN UTAH (5-0)

12/8/05	H..... W.....	73-46
11/14/08	A..... W.....	64-44
12/6/14	N..... W.....	76-53
11/24/17	A..... W.....	85-59

OPPONENT SERIES HISTORIES

11/23/18..... H..... W..... 68-45

STANFORD (10-16)

1971-72..... n/a..... W..... 51-35
 1973-74..... n/a..... W..... 37-30
 2/14/74..... n/a..... W..... 42-37
 1974-75..... H..... W (ot)..... 58-51
 1974-75..... n/a..... W..... 67-53
 2/26/76..... A..... W..... 66-49
 1/15/77..... A..... W..... 71-35
 2/19/77..... H..... W..... 63-61
 12/2/77..... N..... W..... 71-60
 1/10/78..... A..... L..... 48-88
 2/7/78..... H..... W..... 61-54
 12/4/79..... A..... L..... 55-94
 12/2/07..... A..... L..... 41-62
 12/28/08..... A..... L..... 49-84
 11/22/09..... H..... L..... 51-76
 3/19/11 \$..... A..... L..... 59-86
 11/30/11..... A..... L..... 44-93
 11/30/12..... H..... L..... 37-87
 11/17/13..... A..... L..... 48-66
 12/22/14..... A..... L..... 59-71
 11/13/15..... H..... L..... 45-74
 12/4/16..... A..... L..... 42-68
 11/7/18..... A..... L..... 43-71
 3/23/19 \$..... A..... L..... 54-79
 12/28/19..... A..... L..... 55-67
 12/15/21..... A..... L..... 42-68

STANISLAUS STATE (44-20)

1977-78..... A..... W..... 72-49
 1/28/78..... H..... W..... 64-49
 12/2/78..... A..... W..... 76-31
 2/2/79..... A..... W..... 88-33
 2/17/79..... H..... W..... 65-30
 2/2/80..... H..... W..... 79-31
 2/15/80..... A..... W..... 78-32
 1/10/81..... H..... W..... 68-49
 2/7/81..... A..... W..... 65-46
 1/16/82..... H..... W..... 64-55
 1981-82..... A..... L..... 62-74
 1982-83..... H..... W..... 63-38
 1982-83..... A..... W..... 70-57
 1/7/84..... H..... W..... 69-47
 2/4/84..... A..... L..... 53-54
 1/11/85..... A..... L..... 61-71
 2/8/85..... H..... L..... 55-66
 1/18/86..... A..... W..... 51-48
 2/7/86..... H..... W..... 70-51
 1986-87..... A..... L..... 65-68
 1986-87..... H..... L..... 52-56
 1987-88..... A..... L..... 69-72
 1987-88..... H..... W..... 49-45
 1988-89..... A..... L..... 57-64
 1988-89..... H..... L..... 63-67
 1989-90..... A..... L..... 61-62
 1989-90..... H..... L..... 68-79
 1989-90..... A..... L..... 69-74
 1989-90#..... H..... L..... 70-78
 1/25/91..... H..... L..... 61-63
 2/9/91..... A..... W..... 71-61
 2/28/91..... A..... L..... 56-65
 1990-91#..... A..... W..... 64-45
 1/11/92..... A..... L..... 60-66
 2/21/92..... H..... W..... 75-70

3/6/92..... H..... W..... 67-64
 1/16/93..... H..... W..... 70-53
 2/12/93..... A..... L..... 59-61
 3/5/93..... H..... W..... 72-68
 1/15/94..... A..... W..... 72-61
 2/11/94..... H..... W..... 68-56
 3/1/94..... H..... W..... 82-61
 1/21/95..... A..... W..... 90-60
 2/3/95..... H..... W..... 68-54
 1/13/96..... H..... W..... 87-53
 2/9/96..... A..... W..... 89-65
 1/11/97..... A..... W..... 64-53
 2/7/97..... H..... W..... 81-54
 2/28/97..... H..... W..... 56-38
 1/17/98..... A..... W..... 91-71
 2/13/98..... H..... W..... 84-59
 1/8/99..... H..... W..... 61-38
 2/19/99..... A..... W..... 77-55
 1/8/00..... A..... W..... 72-52
 2/18/00..... H..... W..... 88-75
 1/13/01..... H..... L..... 56-75
 3/2/01..... A..... L..... 72-82
 1/12/02..... A..... W..... 70-57
 2/22/02..... H..... W..... 71-59
 1/17/03..... A..... W..... 76-69
 2/22/03..... H..... L..... 63-81
 1/9/04..... H..... W..... 95-72
 3/6/04..... A..... W..... 91-76
 12/13/21..... H..... W..... 84-55

SYRACUSE (0-1)

12/3/06..... N..... L..... 55-75

TARLETON STATE (1-0)

11/27/98..... H..... W..... 79-39

TEXAS A&M-KINGSVILLE (1-0)

11/22/96..... N..... W..... 77-63

TRUMAN STATE (1-0)

Formerly Northwest Missouri State

12/29/90..... H..... W..... 79-61

UCF (1-1)

12/28/16..... A..... W..... 77-71
 12/17/17..... H..... L..... 55-62

UC IRVINE (33-12)

Division I Era: 24-11

Home: 15-4

Road: 13-6

Neutral: 4-2

Site Unknown: 1-0

Big West Tournament: 4-1

Most Points Scored: 91 (1/29/11)

Largest Margin of Victory: 41 (1/5/17)

Largest Margin of Def: 13 (2/2/13, 3/8/14)

1/18/74..... n/a..... unknown.. 35-??
 1975-76..... n/a..... W..... 39-35
 1/6/79..... A..... W..... 70-51
 3/2/79..... N..... W..... 69-43
 12/19/79..... H..... W..... 62-60

12/11/04..... A..... W..... 76-73
 2/19/05..... H..... W..... 81-71
 1/4/06..... H..... L..... 72-79
 2/23/06..... A..... W..... 56-53
 12/30/06..... A..... W..... 64-62
 2/22/07..... H..... W..... 63-52
 1/19/08..... A..... W..... 80-59
 2/14/08..... H..... W..... 69-50
 1/17/09..... H..... W..... 68-56
 2/12/09..... A..... W..... 56-24
 1/14/10..... A..... W..... 77-44
 2/13/10..... H..... W..... 74-71
 1/29/11..... A..... W..... 91-72
 2/26/11..... H..... W..... 83-67
 3/8/11*..... H..... W..... 72-45
 1/7/12..... A..... L..... 54-60
 2/9/12..... H..... L..... 59-68
 2/2/13..... H..... L..... 57-70
 2/28/13..... A..... W..... 47-73
 2/8/14..... A..... L (ot)..... 73-79
 3/8/14..... H..... L..... 55-68
 3/12/14*..... A..... L (ot)..... 70-74
 2/7/15..... H..... W..... 79-69
 3/7/15..... A..... L..... 62-71
 3/10/15*..... A..... W..... 80-71
 1/14/16..... H..... W..... 74-61
 3/5/16..... A..... W..... 76-70
 1/5/17..... A..... W..... 89-49
 2/11/17..... H..... W..... 62-42
 1/4/18..... A..... W..... 76-67
 2/24/18..... H..... W..... 66-56
 1/19/19..... H..... W..... 80-57
 3/2/19..... A..... W..... 63-44
 3/15/19*..... N..... W..... 82-50
 2/8/20..... A..... L..... 68-73
 2/15/20..... H..... W..... 65-53
 3/22/21*..... N..... W..... 61-42
 1/6/22..... A..... L..... 59-76
 2/12/22..... H..... W..... 66-51
 3/11/22..... N..... L..... 75-84
 1/5/23..... A..... L..... 38-67

UCLA (0-2)

1971-72..... n/a..... L..... 47-49
 1/19/74..... n/a..... unknown.. 12-??
 11/21/10..... A..... L..... 49-65

UC RIVERSIDE (42-26)

Division I Era: 21-13

Home: 19-9

Road: 14-15

Neutral: 7-2

Site Unknown: 2-0

Big West Tournament: 4-1

Most Points Scored: 98 (2/27/99)

Largest Margin of Victory: 35 (11/29/91)

Largest Margin of Defeat: 22 (1/27/11)

1971-72..... n/a..... W..... 48-32
 12/4/72..... A..... W..... 47-33
 2/17/73..... H..... L..... 34-53
 1974-75..... n/a..... W..... 58-25
 1/4/79..... A..... L..... 70-71
 3/3/79..... A..... W..... 66-62
 11/24/79..... H..... W..... 74-65
 12/29/79..... A..... L..... 59-65
 11/29/80..... N..... W..... 78-62
 11/28/81..... A..... L..... 56-70

1982-83..... N..... L..... 55-74
 1982-83..... A..... L..... 57-68
 11/26/83..... H..... L..... 74-84
 11/22/86..... H..... L..... 63-70
 12/19/88..... H..... W..... 55-37
 11/17/89..... H..... W..... 71-67
 12/30/89..... A..... W..... 76-59
 12/17/90..... H..... W..... 78-66
 11/29/91..... A..... W..... 94-59
 11/27/92..... H..... W..... 89-76
 11/27/93..... A..... L..... 44-47
 11/19/94..... H..... W..... 82-65
 12/20/94..... A..... W..... 70-58
 11/25/95..... A..... W..... 79-55
 1/16/99..... A..... W..... 75-52
 2/27/99..... H..... W..... 98-66
 1/14/00..... H..... W..... 82-61
 2/26/00..... A..... W..... 72-67
 1/10/05..... H..... L..... 62-75
 2/5/05..... A..... L..... 57-64
 1/26/06..... A..... W..... 68-53
 3/4/06..... H..... L..... 52-55
 1/25/07..... H..... W..... 55-46
 3/3/07..... A..... L (ot)..... 59-64
 1/5/08..... A..... L..... 57-68
 3/6/08..... H..... W..... 62-41
 3/14/08*..... N..... W..... 63-53
 1/8/09..... A..... L..... 52-56
 2/7/09..... H..... L (ot)..... 44-47
 1/28/10..... H..... W..... 54-50
 2/27/10..... A..... L..... 53-57
 3/13/10*..... N..... L..... 67-71
 1/27/11..... A..... L..... 50-72
 2/24/11..... H..... L..... 62-74
 3/11/11*..... N..... W..... 44-39
 1/5/12..... A..... W..... 70-53
 2/11/12..... H..... W..... 67-46
 1/26/13..... A..... W..... 61-49
 2/21/13..... H..... W..... 70-56
 1/16/14..... A..... W..... 77-67
 3/6/14..... H..... W..... 78-52
 1/15/15..... H..... W..... 70-61
 3/5/15..... A..... L..... 56-61
 2/4/16..... A..... L..... 73-80
 2/20/16..... H..... L..... 76-90
 3/11/16*..... N..... W..... 81-72
 1/26/17..... H..... W..... 72-55
 3/2/17..... A..... W..... 61-59
 1/11/18..... H..... W..... 74-63
 3/3/18..... A..... L..... 62-76
 3/9/18*..... N..... W..... 49-46
 1/5/19..... A..... W..... 67-59
 2/14/19..... H..... W..... 72-59
 1/9/20..... A..... L..... 70-75
 2/29/20..... H..... W..... 78-69
 2/1/22..... H..... L..... 59-61
 1/19/23..... A..... W..... 60-48
 2/9/23..... H..... W..... 73-64

UC SAN DIEGO (16-5)

Division I Era: 2-0

Home: 8-2

Road: 4-2

Neutral: 1-1

Site Unknown: 3-0

Big West Tournament: 0-0

Most Points Scored: 88 (11/25/83)

OPPONENT SERIES HISTORIES

Largest Margin of Victory: 38 (11/26/99)
Largest Margin of Defeat: 26 (1973-74)

1971-72.....	n/a.....	W.....	59-32
1972-73.....	n/a.....	W.....	47-40
1973-74.....	N.....	L.....	34-60
1/10/76.....	n/a.....	W.....	40-22
11/30/80.....	N.....	W.....	77-50
11/25/83.....	H.....	W.....	88-83
11/26/99.....	H.....	W.....	84-46
12/10/00.....	H.....	W.....	77-65
2/3/01.....	A.....	L.....	44-63
1/19/02.....	H.....	L.....	57-77
3/1/02.....	A.....	W (ot).....	69-67
1/25/03.....	A.....	W.....	80-60
2/28/03.....	H.....	W.....	72-63
1/16/04.....	A.....	W.....	73-68
2/21/04.....	H.....	W.....	72-66
1/22/21.....	H.....	W.....	80-62
1/23/21.....	H.....	W.....	58-46
1/8/22.....	A.....	L.....	56-59
2/10/22.....	H.....	W.....	51-42
1/16/23.....	H.....	L.....	63-65
2/20/23.....	A.....	W.....	72-49

UC SANTA BARBARA (27-21)

Division I Era: 24-11

Home: 11-7

Road: 13-9

Neutral: 3-4

Site Unknown: 0-1

Big West Tournament: 3-3

Most Points Scored: 82 (2/1/14)

Largest Margin of Victory: 36 (3/9/19)

Largest Margin of Defeat: 27 (11/28/80)

1974-75.....	n/a.....	L.....	45-58
12/17/77.....	N.....	L.....	51-71
11/23/79.....	H.....	W.....	73-67
11/28/80.....	A.....	L.....	59-86
11/27/81.....	A.....	L.....	68-75
1/17/05.....	A.....	L.....	67-85
1/13/06.....	A.....	L.....	55-70
2/11/06.....	H.....	W.....	64-56
1/13/07.....	H.....	L.....	53-77
2/3/07.....	A.....	L.....	64-90
1/24/08.....	H.....	L (ot).....	53-62
2/23/08.....	A.....	W (ot).....	59-56
3/15/08 [†]	N.....	L.....	59-74
1/22/09.....	A.....	L.....	51-64
2/21/09.....	H.....	L.....	50-69
1/7/10.....	H.....	W.....	54-49
2/6/10.....	A.....	W.....	62-54
3/12/10 [†]	N.....	W.....	63-53
1/6/11.....	A.....	W.....	63-55
2/5/11.....	H.....	W.....	74-70
1/26/12.....	A.....	W.....	51-47
3/3/12.....	H.....	L.....	56-60
1/12/13.....	A.....	L.....	43-58
2/7/13.....	H.....	L.....	52-60
2/1/14.....	H.....	W.....	82-70
3/1/14.....	A.....	W.....	65-47
3/11/14 [†]	N.....	W.....	58-57
1/31/15.....	A.....	W (ot).....	60-54
2/28/15.....	H.....	L.....	52-57
1/21/16.....	A.....	L.....	59-66
1/30/16.....	H.....	W.....	80-51
3/9/16 [†]	N.....	W.....	71-67
2/4/17.....	A.....	W.....	62-48

2/25/17.....	H.....	W.....	70-61
3/10/17 [†]	N.....	L.....	59-73
1/18/18.....	A.....	W.....	68-61
1/27/18.....	H.....	W.....	69-63
2/7/19.....	A.....	W.....	70-44
3/9/19.....	H.....	W.....	80-44
1/23/20.....	A.....	W.....	56-46
2/1/20.....	H.....	W.....	66-63
1/29/21.....	A.....	W.....	67-65
1/30/21.....	A.....	W.....	78-61
1/20/22.....	H.....	W.....	61-49
2/26/22.....	A.....	L.....	62-65
2/11/23.....	H.....	L.....	64-77
3/2/23.....	A.....	W.....	80-59
3/8/23.....	N.....	L.....	36-70

UC SANTA CRUZ (8-0)

1974-75.....	n/a.....	W.....	103-18
11/26/81.....	N.....	W.....	84-25
1982-83.....	N.....	W.....	98-18
1/18/92.....	H.....	W.....	73-38
2/12/92.....	A.....	W.....	100-31
12/12/92.....	H.....	W.....	96-22
11/21/00.....	H.....	W.....	88-30
12/17/03.....	H.....	W.....	91-59

UCONN (0-2)

12/5/13.....	A.....	L.....	37-97
11/14/14.....	H.....	L.....	43-102

USC (1-1)

12/21/12.....	A.....	W.....	78-69
11/8/13.....	H.....	L.....	55-64

UTAH (1-1)

12/29/15.....	A.....	L.....	58-88
3/19/17 %.....	A.....	W.....	72-62

UTAH VALLEY (2-0)

11/26/14.....	H.....	W.....	59-49
12/31/15.....	A.....	W.....	59-55

WASHINGTON (2-2)

11/18/07.....	N.....	W.....	69-58
11/11/11.....	A.....	W.....	69-68
12/28/12.....	H.....	L.....	56-81
11/11/22.....	A.....	L.....	60-82

WASHINGTON STATE (3-3)

11/15/09.....	A.....	L.....	54-64
11/14/10.....	H.....	W.....	77-38
3/23/17 %.....	A.....	L.....	62-71
11/10/17.....	H.....	W.....	91-76
11/18/18.....	A.....	W.....	75-62
12/4/21.....	H.....	L.....	49-71

WEBER STATE (1-0)

11/26/21.....	H.....	W.....	62-54
---------------	--------	--------	-------

WEST TEXAS A&M (1-2)

11/23/96.....	A.....	L.....	75-81
3/19/97@.....	N.....	W.....	73-70
11/20/99.....	A.....	L.....	81-90

WESTERN NEW MEXICO (4-0)

11/23/01.....	H.....	W.....	88-44
12/16/02.....	A.....	W.....	79-58
12/17/02.....	A.....	W.....	79-71
11/24/03.....	H.....	W.....	87-70

WESTERN OREGON (1-2)

12/5/97.....	N.....	L.....	73-84
12/29/01.....	A.....	L.....	60-66
12/19/03.....	N.....	W.....	92-78

WESTERN STATE (1-0)

11/29/96.....	N.....	W.....	70-52
---------------	--------	--------	-------

WESTERN WASHINGTON (2-0)

12/17/91.....	H.....	W.....	65-54
12/20/96.....	N.....	W.....	74-65

WESTMONT (1-0)

12/18/06.....	H.....	W.....	67-46
---------------	--------	--------	-------

WHITWORTH (1-0)

12/3/93.....	H.....	W.....	84-50
--------------	--------	--------	-------

WILLIAM JESSUP (2-0)

1/1/20.....	H.....	W.....	96-32
12/15/22.....	H.....	W.....	76-30

WICHITA STATE (2-0)

12/14/10.....	A.....	W.....	78-66
11/20/11.....	H.....	W.....	62-47

WYOMING (1-1)

3/18/18 %.....	A.....	W.....	74-64
11/23/22.....	N.....	L.....	48-67

YALE (3-0)

12/19/09.....	A.....	W.....	60-55
11/26/10.....	H.....	W.....	73-62
12/28/17.....	N.....	W.....	71-61

POSTSEASON LEGEND

[†] - Big West Conference tournament

% - WNIT

\$ - NCAA Div. I First/Second Round

- NCAA Div. II Regional

@ - NCAA Div. II Elite Eight

& - AIAW Div. III Tournament

SERIES RECORDS BY CONFERENCE

AMERICA EAST

Team	O	H	A	N	U	S
UAlbany	0-1	0-0	0-0	0-1		L1
TOTALS	0-1	0-0	0-0	0-1		—

AMERICAN ATHLETIC CONFERENCE

Team	O	H	A	N	U	S
UCF	1-1	0-1	1-0	0-0		L1
Wichita State	2-0	1-0	1-0	0-0		W2
TOTALS	3-1	1-1	2-0	0-0		—

ACC

Team	O	H	A	N	U	S
Syracuse	0-1	0-0	0-0	0-1		L1
TOTALS	0-1	0-0	0-0	0-1		—

ATLANTIC SUN

Team	O	H	A	N	U	S
Jacksonville	0-1	0-0	0-1	0-0		L1
TOTALS	0-1	0-0	0-0	0-1		—

A-10

Team	O	H	A	N	U	S
Fordham	0-1	0-0	0-1	0-0		L1
TOTALS	0-1	0-0	0-1	0-0		—

BIG EAST

Team	O	H	A	N	U	S
Creighton	0-2	0-1	0-1	0-0		L2
Seton Hall	0-1	0-0	0-1	0-0		L1
UConn	0-2	0-1	0-1	0-0		L2
TOTALS	0-5	0-2	0-3	0-0		—

BIG SKY

Team	O	H	A	N	U	S
Idaho	1-0	1-0	0-0	0-0		W1
Montana	0-1	0-0	0-1	0-0		L1
Montana State	1-1	1-0	0-1	0-0		L1
Northern Arizona	2-1	0-1	1-0	1-0		W2
Portland State	5-11	3-3	2-5	0-3		L2
Sacramento State	32-30	16-12	14-11	0-2	2-5	W4
Southern Utah	5-0	2-0	2-0	1-0		W5
Weber State	1-0	1-0	0-0	0-0		W1
TOTALS	46-43	24-16	19-18	2-5	2-5	—

BIG SOUTH

Team	O	H	A	N	U	S
Hampton	1-0	1-0	0-0	0-0		W1
Radford	0-1	0-1	0-0	0-0		L1
TOTALS	1-1	1-1	0-0	0-0		—

BIG TEN

Team	O	H	A	N	U	S
Indiana	0-1	0-0	0-1	0-0		L1
Minnesota	0-1	0-0	0-1	0-0		L1
TOTALS	0-2	0-0	0-2	0-0		—

BIG 12

Team	O	H	A	N	U	S
Kansas State	2-2	0-1	1-1	0-0	1-0	W1
TOTALS	2-2	0-1	1-1	0-0	1-0	—

BIG WEST

Team	O	H	A	N	U	S
Cal Poly	40-23	12-9	16-14	2-0		W15
CSU Bakersfield	5-10	2-4	2-5	1-0		W2
Cal State Fullerton	23-114	9-9	13-5	1-0		L2
CSUN	32-16	18-5	14-7	0-5		W8
Hawai'i	15-12	6-3	7-7	2-2		W1
Long Beach State	23-21	12-8	9-11	1-2		W1
UC Irvine	33-13	15-4	13-6	4-2	1-0	L2
UC Riverside	43-26	19-9	14-15	7-2	2-0	W2
UC San Diego	16-5	8-2	4-2	1-1	2-1	W1
UC Santa Barbara	27-21	11-7	13-9	3-4	0-1	L1
TOTALS	257-161	112-60	105-81	22-18	5-2	—

COLONIAL ATHLETIC (CAA)

Team	O	H	A	N	U	S
Elon	1-0	1-0	0-0	0-0		W1
Hofstra	0-2	0-1	0-1	0-0		L2
TOTALS	1-2	1-1	0-1	0-0		—

CONFERENCE USA

Team	O	H	A	N	U	S
None						
TOTALS	0-0	0-0	0-0	0-0		—

HORIZON LEAGUE

Team	O	H	A	N	U	S
None						
TOTALS	0-0	0-0	0-0	0-0		—

IVY LEAGUE

Team	O	H	A	N	U	S
Brown	1-0	0-0	1-0	0-0		W1
Yale	3-0	1-0	1-0	1-0		W3
TOTALS	4-0	1-0	2-0	1-0		—

METRO ATLANTIC ATHLETIC (MAAC)

Team	O	H	A	N	U	S
None						
TOTALS	0-0	0-0	0-0	0-0		—

MID-AMERICAN (MAC)

Team	O	H	A	N	U	S
Akron	1-0	0-0	0-0	1-0		W1
TOTALS	1-0	0-0	0-0	1-0		—

MID-EASTERN ATHLETIC (MEAC)

Team	O	H	A	N	U	S
Florida A&M	0-1	0-0	0-0	0-1		L1
TOTALS	0-1	0-0	0-0	0-1		—

MISSOURI VALLEY

Team	O	H	A	N	U	S
Bradley	0-1	0-0	0-1	0-0		L1
Drake	0-1	0-0	0-1	0-0		L1
Missouri State	0-1	0-0	0-0	0-1		L1
TOTALS	0-3	0-0	0-2	0-1		—

SERIES RECORDS BY CONFERENCE

MOUNTAIN WEST

Team	O	H	A	N	U	S
Air Force	4-2	2-0	2-2	0-0		W1
Boise State	2-2	2-1	0-1	0-0		L2
Colorado State	1-0	0-0	1-0	0-0		W1
Fresno State	1-6	1-1	0-4	0-1		L4
Nevada.....	10-1	2-1	2-0	1-0	5-0	W4
San Diego State.....	3-2	2-0	1-2	0-0		W2
San Jose State	9-7	4-2	3-3	1-1	1-1	L1
Wyoming.....	1-1	0-0	1-0	0-1		W1
TOTALS	31-21	13-5	10-12	2-3	6-1	—

NORTHEAST

Team	O	H	A	N	U	S
None						
TOTALS	0-0	0-0	0-0	0-0		—

OHIO VALLEY

Team	O	H	A	N	U	S
None						
TOTALS	0-0	0-0	0-0	0-0		—

PAC-12

Team	O	H	A	N	U	S
Arizona State	0-3	0-1	0-2	0-0		L3
California.....	7-3	2-1	3-2	0-0	2-0	L3
Oregon.....	1-1	0-0	1-0	0-0		L1
Oregon State.....	0-4	0-0	0-4	0-0		L4
Stanford	10-16	3-3	2-13	1-0	4-0	L14
UCLA	0-2	0-0	0-1	0-0	0-1	L2
USC.....	1-1	0-1	1-0	0-0		L1
Utah.....	1-1	0-0	1-1	0-0		W1
Washington	2-2	0-1	1-1	1-0		L1
Washington State	3-3	2-1	1-2	0-0		W2
TOTALS	25-36	7-8	10-27	2-0	6-1	—

PATRIOT LEAGUE

Team	O	H	A	N	U	S
Boston University	1-0	1-0	0-0	0-0		W1
Lafayette.....	1-0	1-0	0-0	0-0		W1
Navy.....	1-0	0-0	0-0	1-0		W1
TOTALS	3-0	2-0	0-0	1-0		—

SEC

Team	O	H	A	N	U	S
Auburn.....	0-1	0-0	0-0	0-1		L1
South Carolina.....	1-0	1-0	0-0	0-0		W1
TOTALS	1-1	1-0	0-0	0-1		—

SOUTHERN

Team	O	H	A	N	U	S
None						
TOTALS	0-0	0-0	0-0	0-0		—

SOUTHLAND

Team	O	H	A	N	U	S
Houston Baptist	2-0	1-0	1-0	0-0		W2
TOTALS	2-0	1-0	1-0	0-0		—

SOUTHWESTERN ATHLETIC (SWAC)

Team	O	H	A	N	U	S
None						
TOTALS	0-0	0-0	0-0	0-0		—

SUMMIT LEAGUE

Team	O	H	A	N	U	S
Denver.....	2-1	1-0	0-1	1-0		W2
Omaha.....	1-1	1-0	0-0	0-1		W1
South Dakota State.....	0-2	0-1	0-1	0-0		L2
TOTALS	3-4	2-1	0-2	1-1		—

SUN BELT

Team	O	H	A	N	U	S
Louisiana.....	0-1	0-0	0-1	0-0		L1
TOTALS	0-1	0-0	0-1	0-0		—

WEST COAST (WCC)

Team	O	H	A	N	U	S
Gonzaga	1-4	1-1	0-3	0-0		L3
Loyola Marymount	0-1	0-0	0-1	0-0		L1
Pacific	16-14	8-7	8-7	0-0		L1
Pepperdine	2-4	1-1	1-1	0-2		L1
Portland.....	2-2	1-1	1-1	0-0		W2
Saint Mary's.....	14-15	7-7	5-8	2-0		L1
San Francisco.....	10-8	7-2	3-5	0-1		W5
Santa Clara.....	8-12	4-4	3-6	0-1	1-1	L2
TOTALS	53-59	29-23	21-32	2-4	1-1	—

WESTERN ATHLETIC (WAC)

Team	O	H	A	N	U	S
California Baptist	2-0	2-0	0-0	0-0		W2
Grand Canyon	14-1	7-0	7-1	0-0		W1
SeattleU.....	5-1	2-1	3-0	0-0		W5
Tarleton State	1-0	1-0	0-0	0-0		W1
Utah Valley.....	2-0	1-0	1-0	0-0		W2
TOTALS	24-2	13-1	11-1	1-0		—

OTHERS

Team	O	H	A	N	U	S
Alaska Anchorage.....	1-2	1-0	0-2	0-0		W1
Alaska Fairbanks	3-2	3-0	0-2	0-0		W3
Azusa Pacific.....	2-1	1-0	0-1	1-0		L1
Bentley	1-0	0-0	0-0	1-0		W1
Bethany.....	1-0	1-0	0-0	0-0		W1
Bethel College	1-0	1-0	0-0	0-0		W1
Cal Poly Pomona	12-18	6-6	4-11	2-1		L3
CS Dominguez Hills.....	21-4	10-1	10-1	1-2		W1
Cal State East Bay.....	46-7	23-1	18-4	1-0	4-2	W28
Cal State Los Angeles.....	13-9	8-1	4-6	1-2		W1
Cal State Monterey Bay.....	1-0	1-0	0-0	0-0		W1
CS San Bernardino	9-8	6-2	3-5	0-1		L1
Central Washington	1-0	0-0	0-0	1-0		W1
Chapman	3-0	1-0	0-0	2-0		W3
Chico State.....	43-28	25-11	17-12	0-0	1-5	W1
Clarion.....	1-0	1-0	0-0	0-0		W1
College of San Mateo	1-0	0-0	0-0	0-0	1-0	W1
Concordia (Ore.)	1-0	1-0	0-0	0-0		W1
Corban.....	1-0	0-0	0-0	1-0		W1
Dominican	2-0	2-0	0-0	0-0		W2
Emporia State.....	1-1	0-0	0-0	1-1		L1
Fresno Pacific.....	4-0	2-0	2-0	0-0		W4

SERIES RECORDS BY CONFERENCE

Henderson State	1-0	1-0	0-0	0-0		W1
Holy Names	7-0	6-0	1-0	0-0		W7
Humboldt State	48-9	27-3	17-4	1-1	3-1	L1
Lewis	1-0	1-0	0-0	0-0		W1
Master's College	1-0	0-0	0-0	1-0		W1
Menlo College	2-0	2-0	0-0	0-0		W2
Metro State	4-0	2-0	2-0	0-0		W4
Midland Lutheran	0-1	0-1	0-0	0-0		L1
Minnesota State-Mankato	1-0	1-0	0-0	0-0		W1
Montana State-Billings	1-1	0-1	0-0	1-0		L1
Mount Mercy	0-1	0-1	0-0	0-0		W1
New Mexico Highlands	1-0	0-0	0-0	1-0		W1
Notre Dame de Namur	13-0	7-0	6-0	0-0		W13*
Occidental	3-0	1-0	2-0	0-0		W3
Oregon Tech	0-1	0-0	0-1	0-0		L1
Pacific (Ore.)	1-0	0-0	0-0	1-0		W1
Patten	2-0	2-0	0-0	0-0		W2
Puget Sound	1-0	0-0	0-0	1-0		W1
Quincy	1-0	0-0	0-0	1-0		W1
Regis	3-0	1-0	0-0	2-0		W3
Saginaw Valley State	1-0	0-0	0-0	1-0		W1
St. Cloud State	0-1	0-1	0-0	0-0		L1
St. Edward's	1-0	1-0	0-0	0-0		W1
Saint Martin's	1-0	0-0	0-0	1-0		W1
San Francisco State	50-16	27-4	21-8	0-1	2-3	W1
Seattle Pacific	2-6	1-2	0-3	1-1		L3
Simpson	1-0	1-0	0-0	0-0		W1
Sonoma State	44-10	24-3	20-7	0-0	0-0	L1
So. Connecticut State	0-1	0-0	0-0	0-0	0-1	L1
Southern Indiana	0-1	0-0	0-0	0-1		L1
Southern Oregon	8-1	6-0	1-1	1-0		W1
Stanislaus State	43-20	24-8	19-12	0-0		W2
Texas A&M-Kingsville	1-0	0-0	0-0	1-0		W1
Truman State	1-0	1-0	0-0	0-0		W1
UC Santa Cruz	8-0	4-0	1-0	2-0	1-0	W8
West Texas A&M	1-2	0-0	0-2	1-0		L1
Western New Mexico	4-0	2-0	2-0	0-0		W4
Western Oregon	1-2	0-0	0-1	1-1		W1
Western State	1-0	0-0	0-0	1-0		W1
Western Washington	2-0	1-0	0-0	1-0		W2
Westmont	1-0	1-0	0-0	0-0		W1
Whitworth	1-0	1-0	0-0	0-0		W1
William Jessup	2-0	2-0	0-0	0-0		W2

* includes two forfeits in 1988-89

AGGIE AWARD WINNERS

KODAK ALL-AMERICANS

Janae Henning.....	2001-02 (HM)
Des Abeyta.....	1999-00 (HM)
Jennifer Gross.....	1996-97 (HM)
Aimee Conner.....	1992-93 (HM)

ALL-REGION/ALL-DISTRICT

Sarah Allen.....	2002-03 (1st - Daktronics)
.....	2002-03 (2nd - Kodak)
Colleen Turnbull.....	2002-03 (2nd - Kodak)
Janae Henning.....	2000-01 (2nd - Daktronics)
.....	2001-02 (1st - Kodak)
.....	2001-02 (2nd - Daktronics)
Des Abeyta.....	1998-99 (1st - Daktronics)
.....	1998-99 (2nd - Kodak)
.....	1999-00 (1st - Daktronics)
.....	1999-00 (1st - Kodak)
Karyn Castro.....	1997-98 (2nd - CoSIDA)
Jennifer Gross.....	1994-95 (2nd - CoSIDA)
.....	1995-96 (2nd - CoSIDA)
.....	1996-97 (1st - Kodak)
.....	1996-97 (1st - CoSIDA)
Kari Sivesind.....	1995-96 (1st - CoSIDA)
Aimee Conner.....	1992-93 (1st - Kodak)
Lisa Jo Kellogg.....	1990-91 (Kodak/WBCA)
Staci Stevens.....	1987-88 (Kodak/WBCA)

COACH OF THE YEAR

Pam Gill-Fisher.....	1985-86 (NCAC)
Jorja Hoehn.....	1994-95 (NCAC)
.....	1995-96 (NCAC)
Sandy Simpson.....	1996-97 (NCAC)
.....	1998-99 (CCAA)
.....	2007-08 (Big West)
.....	2009-10 (Big West)
Jennifer Gross.....	2016-17 (Big West)
.....	2017-18 (Big West)
.....	2018-19 (Big West)
.....	2019-20 (Big West)
.....	2020-21 (Big West)

BIG WEST PLAYER OF THE YEAR

Morgan Bertsch.....	2018-19
Cierra Hall.....	2020-21

BIG WEST FRESHMAN OF THE YEAR

Lauren Juric.....	2008-09
Megan Norris.....	2022-23

BIG WEST DEFENSIVE PLAYER OF THE YEAR

Haylee Donaghe.....	2009-10
Cierra Hall.....	2019-20
Sage Stobbart.....	2020-21

BIG WEST "SIXTH WOMAN" OF THE YEAR

Vicky Deeley.....	2010-11
-------------------	---------

ALL-BIG WEST CONFERENCE

Jessica Campbell.....	2007-08 (1st)
Haylee Donaghe.....	2007-08 (2nd), 2009-10 (HM)
Heather Bates.....	2007-08 (HM)
Paige Mintun.....	2008-09 (1st), 2009-10 (1st), 2010-11 (1st)
Lauren Juric.....	2008-09 (HM)
Kasey Riecks.....	2008-09 (HM)
Heidi Heintz.....	2009-10 (2nd), 2010-11 (2nd)
Vicky Deeley.....	2010-11 (HM)
Samantha Meggison.....	2011-12 (1st)
Hannah Stephens.....	2011-12 (HM)
Sydnee Fipps.....	2012-13 (1st), 2013-14 (1st), 2014-15 (1st)
Cortney French.....	2012-13 (HM)
Alyson Doherty.....	2013-14 (2nd), 2014-15 (2nd), 2015-16 (1st)
Celia Marfone.....	2015-16 (HM)
Morgan Bertsch.....	2015-16 (2nd), 2016-17 (1st), 2017-18 (1st), 2018-19 (1st)
Pele Gianotti.....	2015-16 (HM), 2016-17 (1st), 2017-18 (2nd)
Dani Nafekh.....	2016-17 (2nd), 2017-18 (HM)
Rachel Nagel.....	2017-18 (2nd)
Kourtney Eaton.....	2018-19 (1st)
Nina Bessolo.....	2018-19 (HM)
Cierra Hall.....	2019-20 (2nd), 2020-21 (1st)
Katie Toole.....	2019-20 (2nd)
Sage Stobbart.....	2020-21 (1st)
Mackenzie Trpcic.....	2020-21 (HM)



In 1999-2000, UC Davis fielded its most decorated front court ever: Des Abeyta (left) and Janae Henning each earned All-West Region honors in their respective junior and senior seasons. Abeyta returned to the Aggie program as an assistant coach in 2007-08.

Cierra Hall.....	2021-22 (1st)
Evanne Turner.....	2021-22 (HM)
Evanne Turner.....	2022-23 (1st)
Tova Sabel.....	2022-23 (HM)

BIG WEST ALL-FRESHMAN TEAM

Lauren Juric.....	2008-09
Kasey Riecks.....	2008-09
Alyson Doherty.....	2012-13
Molly Greubel.....	2012-13
Dani Nafekh.....	2014-15
Morgan Bertsch.....	2015-16
Nina Bessolo.....	2016-17
Cierra Hall.....	2017-18
Evanne Turner.....	2019-20
Megan Norris.....	2022-23

BIG WEST TOURNAMENT MVP

Paige Mintun.....	2010-11
Morgan Bertsch.....	2018-19
Cierra Hall.....	2020-21

BIG WEST ALL-TOURNAMENT TEAM

Jessica Campbell.....	2007-08
Heidi Heintz.....	2009-10, 2010-11
Paige Mintun.....	2009-10, 2010-11
Alyson Doherty.....	2014-15, 2015-16
Morgan Bertsch.....	2015-16, 2017-18, 2018-19
Pele Gianotti.....	2017-18
Cierra Hall.....	2018-19, 2020-21
Sage Stobbart.....	2020-21
Evanne Turner.....	2020-21

BIG WEST ALL-DEFENSIVE TEAM

Morgan Bertsch.....	2018-19
Cierra Hall.....	2019-20
Sage Stobbart.....	2020-21
Kayla Konrad.....	2020-21

BIG WEST ALL-ACADEMIC TEAM

Jessica Campbell.....	2007-08
Haylee Donaghe.....	2007-08, 2009-10

AGGIE AWARD WINNERS

Heidi Heintz	2009-10, 2010-11
Hannah Stephens.....	2010-11, 2011-12
Idit Oryon.....	2011-12, 2012-13, 2013-14
Brianna Salvatore.....	2011-12, 2013-14, 2014-15
Emily Vann.....	2012-13
Molly Greubel.....	2013-14
Kelsey Harris.....	2013-14, 2014-15
Lauren Beyer.....	2014-15, 2016-17
Brianne Yasukochi.....	2014-15
Morgan Bertsch	2015-16, 2016-17, 2017-18, 2018-19
Pele Gianotti.....	2015-16, 2016-17, 2017-18
Dani Nafekh.....	2015-16, 2016-17, 2017-18
Rachel Nagel.....	2015-16, 2016-17, 2017-18
Marly Anderson.....	2016-17, 2017-18
Karley Eaton.....	2016-17, 2017-18, 2018-19
Kourtney Eaton.....	2016-17, 2017-18, 2018-19
Sophia Song.....	2017-18, 2018-19, 2019-20
Cierra Hall.....	2018-19
Kayla Konrad.....	2018-19, 2019-20
Sage Stobbart.....	2018-19, 2019-20
Katie Toole.....	2018-19, 2019-20
Emma Gibb.....	2019-20
Makaila Sanders.....	2019-20
Mackenzie Trpcic.....	2019-20

DIVISION I ALL-INDEPENDENT TEAM

Ellen Porshneva.....	2004-05 (2nd)
Kimberly Smith.....	2004-05 (HM)
Jackie Turpin.....	2004-05 (HM), 2005-06 (1st)
Jessica Campbell.....	2005-06 (HM)
Heather Bates.....	2006-07 (2nd)
Anna Harp.....	2006-07 (HM & Newcomer)

ALL-CALIFORNIA COLLEGIATE ATHLETIC ASSOCIATION

Des Abeyta.....	1998-99 (1st), 1999-00 (1st)
Kristin Coolidge.....	1998-99 (1st), 1999-00 (HM)
Karyn Castro.....	1998-99 (2nd)
Sabrina Trone.....	2000-01 (HM)
Janae Henning.....	2000-01 (HM), 2001-02 (1st)
Sarah Allen.....	2001-02 (2nd), 2002-03 (1st)
Colleen Turnbull.....	2000-01 (HM), 2001-02 (1st), 2002-03 (1st)
Jennifer Decuir.....	2002-03 (2nd), 2003-04 (1st)
Ellen Porshneva.....	2003-04 (2nd)

NORTHERN CALIFORNIA ATHLETIC CONFERENCE PLAYER OF THE YEAR

Staci Stevens.....	1985-86
Aimee Conner.....	1992-93
Kari Sivesind.....	1995-96

ALL-NORTHERN CALIFORNIA ATHLETIC CONFERENCE

Staci Stevens.....	1985-86 (1st), 1986-87 (1st), 1987-88 (1st)
Laura Manning.....	1986-87 (HM), 1987-88 (2nd), 1988-89 (1st)
Sally Boero.....	1987-88 (HM)
Heidi Wutscher.....	1988-89 (HM), 1989-90 (HM)
Sara Lillevand.....	1989-90 (HM)
Lisa Jo Kellogg.....	1989-90 (2nd), 1990-91 (1st)
Aimee Conner.....	1991-92 (1st), 1992-93 (1st)
Lori Ann Donnell.....	1991-92 (1st)
Laurie Bjornson.....	1991-92 (HM)
Tina Galaxidas.....	1992-93 (2nd), 1993-94 (1st)
Suzy Charles.....	1992-93 (3rd Team)
Jennifer Goodwin.....	1993-94 (HM)
Kendall Greene.....	1993-94 (2nd), 1994-95 (2nd), 1995-96 (HM)
Kari Sivesind.....	1994-95 (1st), 1995-96 (1st)
Jennifer Gross.....	1994-95 (1st), 1995-96 (2nd), 1996-97 (1st)
Carolyn Byl.....	1996-97 (1st)
Liz Doud.....	1996-97 (2nd), 1997-98 (HM)
Nicole Dubriel.....	1997-98 (1st)
Karyn Castro.....	1997-98 (1st)

AFFILIATIONS

1982-1998 - Northern California Athletic Conference
 1999-2004 - California Collegiate Athletic Association
 2004-2007 - Div. I Independent
 2007-Present - Big West Conference

ALL-TIME LETTERWINNERS

Abeytas, Des	1997-98-99-00
Adair, Connie	1981-82-83
Adams, Darlene E.	1988
Adams, Mary Pat	1963-64, '66
Allen, Sarah Renee	1999-01-02-03
Anderson, Marly Jo	2017-18
Anderson, Patricia Joyce	1971-72-73
Ankele, Corey Elizabeth	2007
Arias, Catherine Lynne	1984-85
Armstrong, Tatiana Marie	2007-08
Arthur, Jacqueline "Jackie"	1949
Asano, Hana	2009-10-11-12
Bainbridge, Laura Ellen	1968-69-70-71
Baker, Aniya Marie	2013
BAKER, VICTORIA	2022-23
Bartig, Lois Claire	1968-69-70
Bates, Heather Ann	2006-07-08
Beard, Kelsey Jean	2011-12-13
Benson, Tanya Michelle	1993-94-95
Berman, Rachel Jennifer	2005, '07
Bertsch, Morgan Quinn	2016-17-18-19
Besmehn, Kerry Jan	1973
Bessolo, Nina Nicole	2017-18-19-20
Best, Karen L.	1994-95
Beyer, Lauren Renee	2012, '14-17
Bingham, Trista Amber	1987
Bjornson, Laura Elizabeth	1991-92-93
Blasingame, Bonita Lee "Bonnie"	1969-70
Block, Charlotte	1975-76
Boisvert, Karen Lisa	1990-91
Boje, Cecilia Marie	2003-04
Bolich, Jennifer	1996
Bonino, Frances L.	1951
Borden, Letitia C. "Tish"	1954, '56
Boero, Sally Elizabeth	1988-89
Bosko, Maribeth Kay	1964
Bradshaw, Patricia "Sunny"	1956
Brett, Karen L.	1964
Bridges, Donanda	1995
Briick, Luella Edna	1955
Brown, Sandra Christine	1984-85-86
BURNS, SYDNEY	2021-22-23
Burr, Phyllis M.	1949
Busch, Juliann	1997-98-99
Bushman, Joan C.	1951
Byl, Carolyn	1996-97
Campbell, Jessica L.	2004-05-06-07
Compleman, Sharan Lynn	1981-82-83
Cardey, Charlotte E.	1963-64
Cardinet, Theresa Annette	1977-78, '80-81
Carreon, Allie	2021
Cashin, Charlotte Anne	1977
Castro, Karyn J.	1996-97-98-99
Chapman, Barbara Lynn	1974
Charles, Suzanne Marie	1991-92-93
Charlton, Lela Ann	1963-64
Chen, Julie	2001
Christie, Sheree L.	1979, '81
Clark, Kathryn Lynn	1981-82-83
Clarkson, Cheryl Lee	1985-86
Colburn, Nan H.	1953
Cole, Jennifer	1994
Commins, Kirsten L.	2006-07-08
Compton, Carolyn Sue	1974
Conant, Paula A.	1960
Conklin, Joyce R.	1953-54, '56
Conner, Aimee Sigrid	1990-91-92-93
Coolidge, Kristin	1997-98-99-00

Cornaggia, Angela	2001
Costella, Genevieve Marie	2006-07-08-09
Cox, Laura Jane	1950-51
Cox, Shelby Ann	1990-91
Craill, Barbara J.	1949-50
Culp, Cherylyn Renee	1992-93
Cupps, Christina L. "Tina"	1973-74-75-76
Curry, Ashley Rochelle	2007-08-09-10
DaMonte, Beth Marie	1979-80
Davis, Audrey A.	1950
Davis, Rochelle Anne	1986-87
Dean, Evelyn Loretta	1949-50-51
Dequir, Jennifer Marie	2003-04
Deely, Victoria Christine "Vicky"	2009-10-11
Delis, Lydia Dee	1979-80
Demery, Lindsay Nicole	2006
Digitale, Gerna L.	1949-50
Disbrow, Elizabeth Ann	1985-86-87
Disperati, Jacquelyn Keri	1990
Ditto, Kelly Ann	1999-01-02
Doeckel, Jacqueline A. "Jackie"	1955
Doherty, Alyson Marie	2013-14-15-16
Dolan, Deirdre C. "Deedee"	1975-76-77-78
Donaghe, Haylee Elizabeth	2006-07-08-09-10
Donnell, Lori Ann	1992
Doud, Elizabeth M.	1995-96-97-98
Dubriel, Nicole C.	1995-96-97-98
Dumont, Stephanie Lynne	1982-83-84-85
Duvander, Inge Viven	1949
Eaton, Karley Joan	2016-17-18-19
Eaton, Kourtney Pearl	2016-17-18-19
Edson, Noel Marie	1975-76-77
Ellis, Judy A.	1963-64
Enaharo, Dara Mchana	1978-79-80-81
Endersby, Sandra	1950
EPNS, NYA	2022-23
Evans-Claassen, Desiree M.	2001-02-03
Evers, Nancy	1977
Fan, Patty	1978-79
Fay, Eileen Regina	1978-79-80
Fickewirth, Nancy Caroline	1955
Fine, Clarice B.	1951
Fipps, Sydnee Kay	2012-13-14-15
Fissell, Margery L.	1956
Flaggs, Gail Marie	1983
Fletcher, Barbara Frances	1949
Fok, Maya	1999-00
Frederick, Millicent S. "Mil"	1963-64
French, Cortney Lynn	2009-10, '12-13
Fuller, Roberta Lee "Robbie"	1976-77
Fumagalli, Laura Clare	1977-78-79-80
Gahagen, Janet Diane	1985
Galaxidas, Valentina "Tina"	1991-92-93-94
Gardella, Carolyn M.	1955
Garlick, Mary Ann	1964
Garrett, Charlotte M.	1951
Gearheart, Laura Jean	1984-85
Gebhardt, Carol Louise	1978-79
Geller, Gretchen A.	1953
Gianotti, Pele Marina	2015-16-17-18
Gibb, Emma	2018-19-20-21
Gill, Pamela Louise	1968-69-70-71-72
Glassman, Amy Rebecca	2004-05
Glimstad, Karen Mamie	1972-73-74
Gomes, Elizabeth G. "Liz"	1986-87-88-89
Goodwin, Jennifer Ivy	1992-93-94
GRAY, CAMPBELL	2020-21-22-23
Gray, Laura Ann "Lara"	2003-04-05-06

Grechko, Alexandria Nichole "Ali"	2004
Greene, Kendall Reid	1993-94-95-96
Greer, Ellen	1974
Greubel, Mary Margaret "Molly"	2013-14-15-16
Griffith, Anna Mary	2003-04
Gross, Jennifer R.	1994-95-96-97
Grugan, Melba M.	1950
Hadley, Harriet	1949-50-51
Hale, Clarissa Lark	1973-74
Hale, Gloria F.	1950
Hales, Pamela Kelly	1984
HALL, CIERRA	2018-19-20-21
Hammarberg, Joanie C.	1960
Hanft, Drusilla	1999-00-01-02
Hanft, Rachele	1999
Hardy, Joanne	1953
Harold, Courtney Ann	1986
Harp, Anna Marie	2007-08
Harris, Dora B.	1955
Harris, Kelsey	2014-15
HARRIS, MAZATLAN "MAZZIE"	2021-22-23
Harrison, Carol Ann	1975-76-77
Harrison, Kimberley Ann "Kim"	1986-87-88
Harritt, Nancy J.	1949
Hart, Frances V.	1949
Havelock, Kelly Anne	1976
Helzer, Janet K.	1953
Heintz, Heidi Irene	2010-11
Hendrickx, Julie Lynn	1980-81-82
Hennessy, Katherine A.	1996
Henning, Janae	1999-00-01-02
Hester, Colleen	1987-88, '90
Hester, Moira	1997-98-99
Hinds, Mildred F. "Millie"	1955
Hitz, Monica Suzanne	1990
Hochmuth, Laurel Irene	1985-86
Hodges, Ellen G.	1955
Holdenried, Suzanne	1955
Horner, Lanellyn Arlene "Ellie"	1986-87-88
Howard, Pamela Rae	1972
Howe, Christine Lee	1971, '73
Hsu, Kaitlyn Sarah	2017-18-19
Hsueh, Teh-Ying	1949-50
Huenneke, Joyce	1949
Huffman, Gerry Lynn	1968-69, '71
Hughes, Tomisha	1999-00
Hulbert, Gail Donna	1954-55-56
Hulett, Ceclia G.	1964
Humphrey, Juliana Beth	1982-83-84
Hurlbut, Lori	1998-99-00-01
Iten, Barbara Lee	1970-71-72
Jewett, Virginia M. "Ginny"	1953-54, '56
Johnson, Heidi Noelle	2013-14-15-16
Jones, Ashleigh Rebecca	2005
Jones, Claudia Ann	1972
Jones, Erin Lindsey	2004-05-06-07
JONES, MEGAN	2021-22-23
Jones, Muriel E.	1951
Jones, Patricia J.	1960
Juergens, Teresa Ann	1991-92
Jung, Patricia	1985-86-87
Juric, Lauren Janessa	2009-10-11-12
Kelley, Patricia M.	1950
Kellogg, Lisa Jo	1989-90-91
Kennedy, Lisa Ann	1980-81-82
Kenyon, Sally A.	1954-55-56
Kinney, Kerry A.	1985
Kintz, JoAnn G. "Jo"	1950

ALL-TIME LETTERWINNERS

Kitlas, Patricia Marie "Patti".....	1975
Knight, Linda Carol "Lindy".....	1971
Knofler, Nancy Irene.....	1976
KONRAD, KAYLA.....	2019-20-21
Kozuki, Mitzuko.....	1963
Kuphaldt, Jeannine Anne.....	1973
Lally, Barbara June.....	1988
Lampman, Judy F.....	1949
Lassitovitch, Elizabeth N. "Betty".....	1949
Latzke, Brooke.....	1996
Lawrence, Nancy M.....	1964
Lautze, Lucianna Williams "Lucci".....	2005
Leland, Eleanor J.....	1949
Leuzinger, Madeline M.....	1951
Lillevand, Sara Rose.....	1989-90-91
LILLY, KENEDY.....	2021
Lindstrom, JoAnne H.....	1956
Little, Jennifer K.....	1995
Lombard, Virginia Carol.....	1951
Lord, Sally A.....	1964
Lutz, Marsha Lynn.....	1968-69
Macher, Natalie M.....	1994
Maffei, JoAnne Marie.....	1974
Manning, Laura Marie.....	1986-87-88-89
Mansfield, Amanda M.....	2003
Marfone, Celia Marie.....	2013-14-15-16
Margroff, Karen Beatrice.....	1976
Marker, Claudia Ann "Cam".....	1969
Martin, Arlene K.....	1953
Martin, Julieta "Julie".....	2004
Martin, Pamela Joan.....	1976-77-78-79
Martinsen, Betty L.....	1954-55-56
Matthews, Arnet R.....	1985
Mawhorter, Arleen E.....	1950, '52
Mawson, Katherine Anne.....	1993-94
McCall, Jennifer.....	1996
McChesney, Frances Laurel.....	1974-75
McDill, Nancy Elizabeth.....	1974
McGuire, Taylor Whitney.....	2014-15-16
McInerney, Kathleen Ann.....	1974-75-76-77
McKee, Patricia Ann.....	1972-73
McKeown, Cierra Jo.....	2019
Meggison, Samantha Lyn.....	2009-10-11-12
Meister, Kristy.....	1982
Mertle, Monica Marie.....	2008
Mierke, Debbie Lynne.....	1978-79-80
Miller, Whitney Ann.....	1984-85
Min, Jodi Renee.....	1989-90
Minger, Marilyn.....	1970
Mintun, Paige Margaret.....	2007-08-09-10-11
Moll, Courtney.....	1998
Montgomery, Sue Karen.....	1970
Morgan, Jennifer A.....	1994-95
Mortensen, Stacey Lynne.....	1984
Mounts, Vicki Debra.....	1980-81
Moyer, Mary Sue.....	1960, '63
Murray, Mary.....	2002
Murtha, Judith A.....	1955
Nafekih, Danielle "Dani".....	2015-16-17-18
Nagel, Rachel Anne.....	2015-16-17-18
Neiger, Debra Lynn.....	1969, '71
Nelson, Diana Kathleen.....	1992-93-94
Nelson, Eliabeth J. "Betty".....	1954, '56
Nelson, Norma Jean.....	1950, '52
Newton, Maria Louise.....	1983
Nguyen, Brittany.....	2019
Nichols, Barbara M. "Bobbie".....	1951
Nikula, Kristen Jan.....	1973

Noleroth, Denise.....	1995
NORRIS, MEGAN.....	2022-23
Nowell, Janine R.....	1994-95-96-97
Nyland, Victoria Lynn.....	1988-89
Olsen, Elinor G.....	1955
Olson, Jennifer C.....	2002-03
Omer, Kimberly Dawn "Kim".....	2001-02-03-04
Orr, Helen Margie.....	1953
Oryon, Idit.....	2011-12-13-14
Page, Elsa Catherine.....	1968-69-70
Parham, Franzetta Ma "Fran".....	1969-70
Patton, Gail Anne.....	1970-71-72-73
Payne, Lynn A.....	1960
Percy, Catherine E. "Cathy".....	1952-53
Perricone, Christina.....	2005
Petersen, Patricia.....	1955
Peterson, Elizabeth Michelle "Liz".....	1980
Peterson, Lisa Ashley.....	2009-10
Pfister, Nancianna "Anne".....	1969-70-71-72
Pivniska, Liberty Ann "Annie".....	1995
Porshneva, Ellen P.....	2004-05-06-07
Powell, Alane Martha.....	1974
Preston, Rebecca Gabrielle.....	1989
Purkiss, Shea.....	2000-01-02
Rakestraw, Janice A.....	1949-50
Rasmussen, Geraldine M. "Gerry".....	1952
Reese, Velma E.....	1953-54, '56
Reiss, Marilyn R.....	1987
Rensch, Teresa Lynn.....	1989-90
Riecks, Kasey Katherine.....	2009-10-11-12
Riis, Carole J.....	1960, '63-64
Rische, Carol Anne.....	1980-81-82-83
Robertson, Barbara A.....	1953-54, '56
Rogers, Tamara Gayle "Tammie".....	1981
Rosenberg, Kathryn Elizabeth "Kate".....	2002-03
SABEL, TOVA.....	2022-23
Salvatore, Brianna Nicole.....	2011-12-13-14-15
SANDERS, MAKAILA.....	2019-20-21-22-23
Schick, Judith A.....	1951
Schulthesis, Alberta Martha.....	1979
Schuster, Jessica.....	1997-98
Sebek, Kori.....	1997-98
Seyranian, Lauren.....	2016
Sheppler, Kacey.....	1999-00
Sherman, Maxine.....	1953-54-55-56
SHINE, BRIA.....	2021-22-23
Shinoda, Blair Kathryn.....	2010-11-12-13
Siebe, Bobbie.....	1956
Sieger, Brittany Lauren.....	2003
Sivesind, Kari Kristin.....	1993-94-95-96
Smith, Danielle Margaret.....	1985-86
Smith, Janice Carol "Jan".....	1972
Smith, Kimberly Ann.....	2003-04-05-06
Song, Sophia.....	2017-18-19-20
Sottana, Jean Marie.....	1969-70
Soulliere, Vernelle Magar.....	1971
Spangler, Pamela Sue.....	1974-75-76
Speck, Susan Elizabeth.....	1975-76
Spencer, Lynn.....	1974-75
Stanley, Jennifer G.....	1995-96-97
Steed, Erin K.....	1994-95
Stennette, Denise Suzanne.....	1984, '86
Stephens, Hannah Misami.....	2011-12
Stevens, Ashley Paige.....	1990-91-92
Stevens, Staci Carol.....	1986-87-88
Stewart, Jessica Rae.....	2004
Stinson, Diane Marie.....	1987-88
Stirrup, Andrea Lorelle.....	1991-92

STOBBART, SAGE.....	2019-20-21
Stroud, Jacqueline A. "Jackie".....	1963-64
Stuart, Betty I.....	1950
SUSSMAN, TESS.....	2022-23
SVANHOLM, LENA.....	2021
Swickard, Patricia J.....	1960
Taborsky, Julie.....	2000-01
Tanner, Eloise A. "Mickey".....	1953
Terwilliger, Evelyn A.....	1949-50
Thomas, Laura C.....	2004-05-06-07
Thome, Jessica E.....	1996-97-98
Tomlin, Marsha G.....	1956
Toole, Katie.....	2019-20
Trevethan, Evelyn J.....	1960
Trone, Sabrina.....	1998-99-00-01
Troolines, Constance Margaret.....	1982
Trpcic, Mackenzie.....	2020-21
Turnbull, Colleen Kristen.....	2000-01-02-03
Turner, Andrea Elizabeth.....	2004
TURNER, EVANNE.....	2020-21-22-23
Turner, Hannah Rose.....	2000-01-02
Turner, Jan M.....	1976
Turner, Robin Lynn.....	1993
Turpin, Jacqueline Brianna "Jackie".....	2003-04-05-06
Tyson, Eleanor Jean.....	1979
van de Wetering, Kimberly.....	1987-88
Vann, Emily Lauren.....	2012-13
Vial, Donna J.....	1964
Virden, Roberta F. "Robin".....	1953
Wade, Heather Lynn.....	1978-79-80-81
Wagener, Anne V.....	1955
Wagener, Susan J.....	1953
Wahler, Diana Jean.....	1974-75-76
Wallace, Colleen Marie.....	1976
Warburton, Stacey Lee.....	1982-83-84-85
Warner, Michelle K.....	1989-90
Waterman, Mary Jean "M.J.".....	1955
Wedel, Jacqueline H. "Jackie".....	1952
Wells, Chris Elizabeth.....	1987-88-89-90
Wells, Juliana Mary.....	1963-64
Wells, Marsha Lynn.....	1981-82-83-84
West, Angela Ressa.....	1992-93
Wilkin, Mary L.....	1951
Willits, Kathryn Ann.....	1981
Willoughby, Cheri.....	1979
Wilson, Kim Marie.....	1978-79
Winslow, Ann L.....	1950
Wolfsen, Minerva JoAnne.....	1953, '56
Wooldridge, Sue Ellen.....	1981-82-83
Wutscher, Heidi Doune.....	1989-90-91
Wyneken, Brenda Ruth.....	1982-83-84
Yasukochi, Brianne Mari.....	2014-15
Yates, Joan Elizabeth.....	1975-76
Yokote, Gail Audrey.....	1970-71
Zanotto, Margo Kathleen.....	1974-75-76-77-78
Zelalich, Blage.....	1992-93

Current Players in BOLD CAPS

CAL AGGIE ATHLETICS HALL OF FAME

The UC Davis Athletic Hall of Fame was established in 1980 to provide special recognition for outstanding accomplishment in intercollegiate athletics.

To be considered for the Hall of Fame, a participant must have competed with unusual distinction in an intercollegiate sport for at least two seasons, achieved recognition at the conference, regional or preferably national levels, and achieved this accomplishment in a manner that exemplifies the UC Davis concept of a student-athlete.


Furthermore, a five-year period must elapse from the most recent participation in athletics before a student-athlete becomes eligible for induction.

Through 2020-21 there are 42 men's and women's basketball players and coaches enshrined in the UC Davis Athletic Hall of Fame. Sydnee Fipps is the most recent inductee from women's basketball, earning induction in 2017.

Inductee	Participated	Inducted
Ray E. Crawford, Jr.	1969-72	1980
Colby E. "Babe" Slater	1914-17	1980
Herb Spilman	1921-24	1980
Alan Budde	1964-68	1981
Stephen Chorak	1936-40	1981
Barbara L. Iten	1967-73	1982
Guy T. Leggitt	1936-40	1982
Mark L. Olson	1972-76	1982
Wayland S. Conrad	1936-39	1983
Roy D. Soekland	1937-40	1983
A. Bernard Dobbas	1932-36	1984
James M. Dobbins	1934-38	1984
Pam Gill-Fisher (student-athlete)	1967-72	1984
Clarence Lapp	1932-35	1984
Pam Martin	1975-79	1985
Audwin A. Thomas	1976-79	1986
Lisa A. Kennedy-Bell	1979-82	1987
Preston G. Neumayr	1979-83	1990
Carol A. Rische	1979-83	1990
Tim Indart	1960-63	1991
Dr. Marya Welch (coach)	1947-87	1991
Bob Hamilton (coach)	1963-89	1994
Jason H. Rabedaux	1983-88	1995
Staci Stevens	1985-88	1995
Therese Cardinet	1976-81	1996
George Stromgren (coach)	1936-57	1996
John Frost	1964-68	1998
Aimee Conner-Hasson	1990-93	1999
Matt Cordova	1987-91	1999
Joe Carlson (coach)	1962-67	2000
Mike Lien	1977-79	2001
Jennifer Gross	1993-97	2003
Jorja Hoehn (coach)	1988-98	2005
Angelo A. Rivers	1982-86	2006
Dante Ross	1996-99	2007
Jason Cox	1996-00	2011
Pam Gill-Fisher (coach)	1973-06	2012
Kari Sivesind Montero	1992-96	2013
Jessica Campbell Pardoe	2003-08	2014
Paige Mintun	2007-11	2017
Sydnee Fipps	2011-15	2021
Corey Hawkins	2012-15	2021



Pam Martin




Carol Rische



Lisa Kennedy-Bell



Therese Cardinet



Staci Stevens




Aimee Conner-Hasson




Jennifer Gross



Jorja Hoehn



Marya Welch




Pam Gill-Fisher



Kari Sivesind Montero



Jessica Campbell Pardoe



Paige Mintun



Sydnee Fipps

UNIVERSITY CREDIT UNION CENTER

Thanks to a 10-year partnership between UC Davis and University Credit Union, the home court advantage for the university's men's and women's basketball, women's volleyball, and women's gymnastics teams was renamed the University Credit Union Center in July of 2021.

Formerly known as Recreation Hall and The Pavilion, the arena seats 5,931 for basketball games and continues to rank as one of the largest on-campus basketball facilities in Northern California. The arena opened to the sport in the 1977-78 season and has been home to all the excitement of Aggie basketball since that time.

The first official basketball game ever played in the arena was on Nov. 26, 1977, when 2,600 watched the University of the Pacific beat the Aggies, 78-69. On Dec. 9, 1995, the basketball floor inside the arena was renamed Hamilton Court, in honor of former men's basketball coach Bob Hamilton, who passed away just days prior to the ceremonies.

Built with funds allocated by the students themselves, the University Credit Union Center still provides the student body, staff, faculty, and the community with a superb and diverse recreational facility. In the spring of 2004, the neighboring Activities & Recreation Center (ARC) opened its doors, offering an even wider variety of opportunities.

The arena has undergone a number of changes over the years, most recently with the addition of a 13-foot high, 46-foot wide Daktronics video and scoreboard at the north end of the facility during the 2020-21 season, providing fans with in-game replays and real-time statistics.

In the fall of 2009 as a new seating system with wider aisles was installed as portions of the formerly continuous concrete wall were removed to allow access from the arena-level seating to the concourse. Other improvements have included a new speaker system and – more noticeable – a portable maple playing surface atop a multipurpose floor.

In addition to UC Davis athletic events, the University Credit Union Center has also served as the site for a number of postseason championships, including the USA Gymnastics Collegiate National Championships, the Pac-10 Conference Wrestling Championships, numerous NCAA West Region tournaments for men's and women's basketball and volleyball.

The California Interscholastic Federation and the Volleyball Festival have also held their respective championship events on Hamilton Court, while the arena has hosted numerous concerts and entertainment events. More recent acts include Bob Dylan, Steve Miller Band, Ke\$ha and Drake; comedian Bill Maher, TeenMania ministries and World Wrestling Entertainment. Both the Sacramento Kings and the Golden State Warriors have held preseason games on Hamilton Court.

University Credit Union Center also serves as an annual venue for the university's commencement ceremonies.

Both the men's and women's basketball teams have set program attendance records during recent seasons as part of the athletics department's annual "Break The Record Night" promotion, although the all-time attendance record of 7,926 (men's basketball vs. Chico State) is no longer attainable in the current configuration.

The women's record of 4,712 was set on Nov. 14, 2014, when the Aggies welcomed top-ranked and defending national champion UConn to Northern California, while a clash against Bay Area rival Stanford drew 3,366 fans in 2015.



On Nov. 14, 2014, a record 4,712 fans filed into the Pavilion to watch the UC Davis women's basketball take on No. 1-ranked UConn for a televised season opener.

TOP UCU CENTER CROWDS

MEN'S GAMES (5,000+)

	Att.	Opponent	Date	Result
1.	7,926	Chico State	1/23/99*	W, 102-71
2.	7,860	Chico State	1/31/98	W, 86-67
3.	7,410	CS San Bernardino	1/5/02*	L, 60-68
4.	7,199	Sonoma State	1/28/00*	W, 68-57
5.	7,056	San Francisco State	2/1/97*	W, 81-50
6.	7,022	Chico State	1/27/96*	W, 90-75
7.	6,588	CSU Bakersfield	1/10/04*	W, 59-50
8.	5,670	Long Beach State	3/7/13	L, 76-77
9.	5,776	Oregon State	12/7/07	L, 59-73
10.	5,386	Stanford	12/4/05	W, 64-58
11.	5,317	Cal Poly	1/31/15	W, 81-78 (ot)
12.	5,210	Sacramento State	1/30/91*	W, 89-71
13.	5,089	Long Beach State	1/10/15	W, 73-67
14.	5,047	Sacramento State	2/23/88	L, 78-92

TOP 25 WOMEN'S GAMES (2,000+)

	Att.	Opponent	Date	Result
1.	4,712	UConn	11/14/14	L, 43-102
2.	4,675	Chico State	1/23/99*	W, 71-69
3.	4,615	Chico State	1/31/98	W, 85-65
4.	4,549	Chico State	1/27/96*	W, 57-54
5.	3,914	CSU Bakersfield	1/10/04*	L, 78-85
6.	3,870	San Francisco State	2/1/97*	W, 67-47
7.	3,366	Stanford	11/13/15	L, 45-74
8.	3,214	Cal Poly Pomona	1/11/03*	W, 87-78
9.	3,189	Cal State Fullerton (DH)	1/17/19	W, 75-51
10.	3,111	UC Santa Barbara (DH)	1/27/18	W, 69-63
11.	3,089	CS San Bernardino	1/5/02*	W, 67-61
12.	3,031	CSUN (DH)	2/10/18	W, 72-46
13.	2,910	Sacramento State	1/30/91	W, 69-63
14.	2,704	UC Irvine (DH)	2/24/18	W, 66-56
15.	2,612	Stanford	11/30/12	L, 38-87
16.	2,498	UC Irvine	1/14/16	W, 74-61
17.	2,477	Pacific	3/9/13	L, 54-59
18.	2,459	Pacific	2/2/08	W, 58-54
19.	2,377	UC Riverside (DH)	2/29/20	W, 78-69
20.	2,263	UC Santa Barbara (DH)	2/1/20	W, 66-63
21.	2,200	San Francisco State	2/24/89	W, 69-30
22.	2,177	San Francisco (DH)	12/6/17	W, 72-55
23.	2,125	Menlo	12/4/04*	W, 72-46
24.	2,117	UC Santa Barbara (DH)	3/9/19	W, 80-44
25.	2,099	Cal State Hayward	1/28/89*	W, 49-48

* - Break the Record Night
Aggies played in Hickey Gym until 1977-78 season