

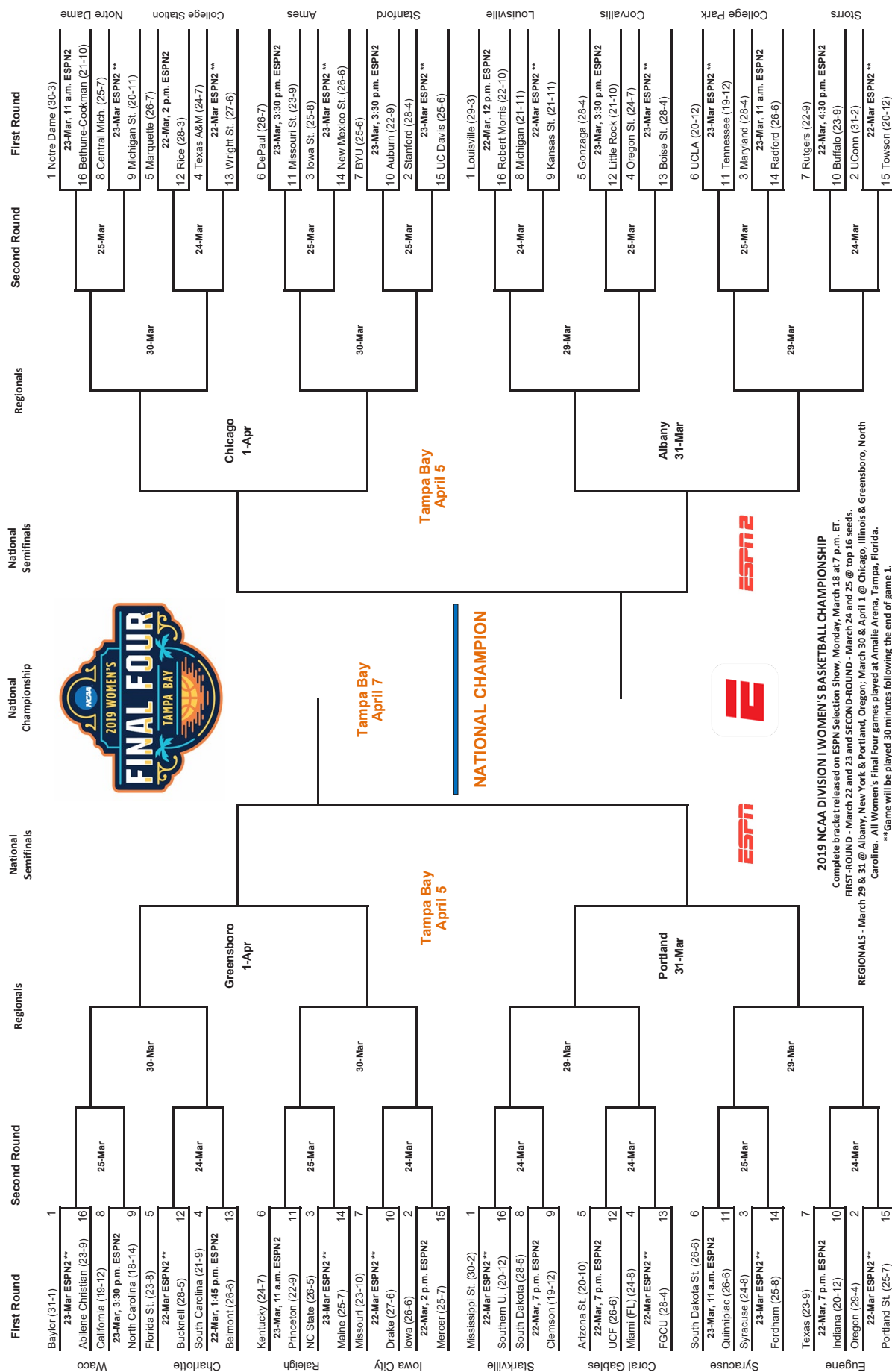


# UC DAVIS



**2018-19 WOMEN'S BASKETBALL**  
**NCAA TOURNAMENT GUIDE**





2019 NCAA DIVISION I WOMEN'S BASKETBALL CHAMPIONSHIP

Complete bracket released on ESPN Selection Show, Monday, March 18 at 7 p.m. ET.  
FIRST-ROUND - March 22 and 23 and SECOND-ROUND - March 24 and 25 @ top 16 seeds.

**REGIONALS -** March 29 & 31 @ Albany, New York & Portland, Oregon; March 30 & April 1 @ Chicago, Illinois & Greensboro, North Carolina. All Women's Final Four games played at Amalie Arena, Tampa, Florida.

**\*\*\*Game will be played 30 minutes following the end of game 1.**

All times are listed in Eastern.

© 2019 National Collegiate Athletic Association. No commercial use without the NCAA's written permission.

© 2019 National Collegiate Athletic Association. No commercial use without the NCAA's written permission. The NCAA opposes all sports wagering. This bracket should not be used for sweepstakes, contests, office pools or other gambling activities.

2017 • 2018 • 2019 BIG WEST REGULAR SEASON CHAMPIONS ||| 2011 • 2019 BIG WEST TOURNAMENT CHAMPIONS ||| 2011 • 2019 NCAA TOURNAMENT QUALIFIERS

**2**  
OVERALL  
28-4  
PAC-12  
15-3



**15**  
OVERALL  
25-6  
PAC-12  
15-1



**7**  
OVERALL  
25-6  
WCC  
15-3



**10**  
OVERALL  
22-9  
SEC  
9-7



## 2018-19 SCHEDULE & RESULTS

UC DAVIS (25-6)

Big West: 15-1; Home: 12-1; Away: 10-5; Neutral: 3-0

N1	CAL STATE EAST BAY (ex.)	W	94-41
N7	at #7/7 Stanford	L	71-43
N11	PACIFIC	L	83-80
N16	at Portland State	L	65-50
N18	at Washington State	W	75-62
N23	SOUTHERN UTAH	W	68-45
N27	at Loyola Marymount	L	60-53

### LADY GRIZ CLASSIC

D1	! vs. Nevada	W	84-68
D2	! at Montana	L	62-56
D7	at Sacramento State	W	109-60
D9	SEATTLE	W	76-59
D15	at San Francisco	W	70-68
D17	SAINT MARY'S	W	76-74
D29	DOMINICAN	W	92-42
J5	at UC Riverside* (ESPN3)	W	67-59
J12	at Hawai'i*	L	65-60
J17	CAL STATE FULLERTON* (DH)	W	75-51
J19	UC IRVINE* (DH)	W	80-57
J24	at CSUN* (ESPN3)	W	60-49
J26	at Cal State Fullerton*	W	75-39
J31	LONG BEACH STATE*	W	70-50
F2	CSUN*	W	70-54
F7	at UC Santa Barbara*	W	70-44
F9	at Cal Poly*	W	85-61
F14	UC RIVERSIDE*	W	72-59
F23	HAWAII*	W	72-46
F28	at Long Beach State*	W	66-49
M2	at UC Irvine*	W	63-44
M6	CAL POLY*	W	87-54
M9	UC SANTA BARBARA* (DH)	W	80-44

### BIG WEST CONFERENCE TOURNAMENT

M15	vs. #5 UC Irvine	W	82-50
M16	vs. #2 Hawai'i	W	58-50

### 38TH ANNUAL NCAA TOURNAMENT

M23	at #2 Stanford (1st Round)	2:30 pm
M25	vs. #7 BYU/#10 Auburn	TBA
M29	Regionals	TBA
A5	"Final Four"	TBA
A7	Championship	TBA

\* denotes Big West Conference game... (DH) doubleheader with the UC Davis men's team... All times listed are subject to change and shown in Pacific time unless otherwise noted.

## ABOUT UC DAVIS

2018-19 Record	25-6, 15-1 Big West
Head Coach	Jennifer Gross
Alma Mater	UC Davis '97
Overall Record	156-97 (.617)
School Record	156-97 (.617)
Associate Head Coaches	Joe Teramoto, Des Abeyta
Assistant Coach	Matt Klemin
Last Game	W, 58-50 vs. Hawai'i (Big West Tournament Championship)
Current Streak	Won 16

Scoring Leaders	Morgan Bertsch (23.5 ppg)
Rebounding Leaders	Cierra Hall (6.4 rpg)
Assist Leaders	Kourtney Eaton (4.53 apg)



## NCAA TOURNAMENT SCHEDULE

Chicago Regional 1st Round – March 23, 2019

Maples Pavilion // Stanford, Calif.

No. 10 Auburn vs. No. 7 BYU, 12:30 p.m. PT (TV: ESPN2)

No. 15 UC DAVIS vs. No. 2 Stanford, 2:30 p.m. PT (TV: ESPN2)

Second Round – March 25, 2019 (Maples Pavilion // Stanford, Calif.)

Auburn/BYU vs. UC Davis/Stanford, TBA (TV: TBA)

## TALE OF THE TAPE

CATEGORY	UC DAVIS	STANFORD	BYU	AUBURN
Total Points	2224	2393	2146	2228
Scoring Avg.	71.7	74.8	69.2	71.9
Scoring Defense	56.3	60.8	62.8	63.3
Scoring Margin	+15.5	+14.0	+6.5	+8.6
FG Made	795	889	790	819
FG Pct.	.447	.449	.428	.422
Opp. FG Pct.	.333	.360	.371	.418
3P Made	256	285	216	189
3P Pct.	.368	.351	.345	.323
Opp. 3P Pct.	.267	.328	.317	.351
FT Pct.	.733	.711	.700	.711
Rebounding Avg.	38.8	40.0	37.9	34.2
Opp. Rebound Avg.	35.8	33.9	37.6	35.5
Assists P/G	16.1	15.5	15.4	12.4
Turnovers P/G	13.4	13.1	13.8	13.1
Blocks P/G	3.5	5.2	4.8	2.4
Steals P/G	7.0	7.1	8.0	12.2

## HEAD-TO-HEAD

### SERIES HISTORIES

- Stanford leads the all-time series with UC Davis, 13-10
- Auburn leads the all-time series with UC Davis, 1-0
- UC Davis and BYU have never met in women's basketball
- Head Coach Jennifer Gross is 0-7 against the Cardinal at the helm of the Aggies
- This will be the second meeting of the year between UC Davis and the Cardinal, with Stanford winning the season opener at Maples Pavilion on Nov. 7

### STANFORD

Overall ..... Stanford leads, 13-10

First Meeting ..... 1971-72

..... UC Davis 51, Stanford 35

Last Meeting ..... Nov. 7, 2018

..... Stanford 71, UC Davis 43

Streak ..... Stanford Won 12

Last UC Davis Win

at UC Davis ..... 2/7/78 (61-54)

at Stanford ..... 1/15/77 (71-35)

Neutral ..... 12/2/77 (71-60)

Last Stanford Win

at UC Davis ..... 11/13/15 (74-45)

at Stanford ..... 11/7/18 (71-43)

Neutral ..... None

Last 5 Meetings

11/7/18 ..... L, 71-43 (A)

12/4/16 ..... L, 68-42 (A)

11/13/15 ..... L, 74-45 (H)

12/22/14 ..... L, 71-59 (A)

11/17/13 ..... L, 66-48 (A)

### AUBURN

Overall ..... Auburn leads, 1-0

First Meeting ..... Dec. 28, 2005

..... Auburn 69, UC Davis 54

Last Meeting ..... Dec. 28, 2005

..... Auburn 69, UC Davis 54

Streak ..... Auburn Won 1

Last UC Davis Win

at UC Davis ..... None

at Auburn ..... None

Neutral ..... None

Last Auburn Win

at UC Davis ..... None

at Auburn ..... None

Neutral ..... 12/28/05 (69-54)

Last 5 Meetings

12/28/05 ..... L, 69-54

BYU

Overall ..... First Meeting

## HEAD COACH JENNIFER GROSS



**8th Season**  
**15th overall at UC Davis**  
**UC Davis '97**

**Overall:** 156-97 (.617)  
**Big West:** 84-43 (.661)  
**Home:** 75-34 (.688)  
**Road:** 66-51 (.564)  
**Neutral:** 15-12 (.556)

### GROSS' TROPHY CASE

- 2016-17 Big West Conference Coach of the Year
- 2017 Big West Conference Regular Season Champions
- 2017-18 Big West Conference Coach of the Year
- 2017-18 Top-10 Finalist for the WBCA National Coach of the Year
- 2018 Big West Conference Regular Season Champions
- 2019 Big West Conference Regular Season Champions
- 2019 Big West Conference Coach of the Year

### GROSS BY THE NUMBERS

- .617 Career Winning Percentage
- 156 Career Victories
- 31 Big West All-Academic Team selections
- 10 All-Big West first team honorees
- 7 Big West all-tournament team selections
- 6 All-Big West second team honorees
- 6 Big West all-freshman team honorees
- 6 All-Big West honorable mention selections
- 5 winning seasons as a head coach
- 4 Women's National Invitation Tournament berths as head coach
- 3 Big West Conference Regular Season titles as head coach
- 3 20-win seasons as a head coach
- 3 Conference Coach of the Year awards
- 1 Big West Conference Tournament Championship
- 1 Big West Tournament MVP (Morgan Bertsch - 2019)
- 1 CoSIDA Academic All-District selection

### GROSS YEAR-BY-YEAR AT UC DAVIS

Year	Position	Record	Conf. Finish	Postseason
2018-19	Head Coach	25-6	1st	NCAA Tournament
2017-18	Head Coach	28-7	1st	WNIT "Elite 8"
2016-17	Head Coach	25-8	1st	WNIT "Sweet 16"
2015-16	Head Coach	19-13	4th	Big West Title Game
2014-15	Head Coach	15-16	t5th	Big West Semis
2013-14	Head Coach	15-16	t4th	Big West Quarters
2012-13	Head Coach	12-18	7th	Big West 1st Rd.
2011-12	Head Coach	17-13	4th	WNIT 1st Rd.
2010-11	Assoc. HC	24-9	4th	NCAA 1st Rd.
2009-10	Assoc. HC	21-11	1st	WNIT 1st Rd.
2008-09	Assoc. HC	11-18	5th	Big West 1st Rd.
2007-08	Asst. Coach	19-12	2nd	WNIT 1st Rd.
2006-07	Asst. Coach	13-16	--	not eligible*
2005-06	Asst. Coach	16-12	--	not eligible*
2004-05	Asst. Coach	9-18	--	not eligible*
<b>OVERALL</b>		<b>269-193 (.582)</b>		<b>Seven Postseasons**</b>
<b>HEAD COACH</b>		<b>156-97 (.617)</b>		<b>Four Postseasons**</b>

\* UC Davis ineligible for the postseason while making the transition from Division II to Division I (2003-07).



## 2018-19 UC DAVIS WOMEN'S BASKETBALL ROSTER

#	NAME	POS	HT	YR	EXP	HOMETOWN (PREVIOUS SCHOOL)
00	Mackenzie TRPCIC	G	5-7	Jr.	TR	Hamilton, Ontario (St. Mary's Catholic School '16/Albany)
1	Brittany NGUYEN	G	5-4	RS.	RS	Elk Grove, Calif. (Pleasant Grove HS '16)
2	Kourtney EATON	G	5-9	Sr.	3V	Longview, Wash. (Mark Morris HS '15)
3	Karley EATON	G/F	5-9	Sr.	3V	Longview, Wash. (Mark Morris HS '15)
5	Nina BESSOLO	F	5-11	Jr.	2V	Hayward, Calif. (Castro Valley HS '16)
10	Cierra McKEOWN	G	5-9	Jr.	TR	Touchet, Wash. (Touchet HS '16/Walla Walla CC)
11	Sage STOBART	P	6-3	RFr.	RS	North Vancouver, B.C. (Seycove Secondary School '17)
13	Katie TOOLE	G	5-10	RJr.	TR	Farmington, Utah (Viewmont HS '15/Utah State)
14	Emma GIBB	F/C	6-2	RS.	1V	McMinnville, Ore. (Western Mennonite School '16)
15	Kaitlyn HSU	G	5-6	Jr.	2V	Irvine, Calif. (Northwood HS '16)
20	Makaila SANDERS	G	5-9	Fr.	HS	Sacramento, Calif. (Foothill HS '18)
21	Sophia SONG	F	5-11	Jr.	2V	Monterey Park, Calif. (Mark Keppel HS '16)
22	Morgan BERTSCH	F/C	6-4	RSr.	3V	Santa Rosa, Calif. (Santa Rosa HS '14)
23	Kayla KONRAD	F	6-0	RFr.	RS	Valencia, Calif. (Valencia HS '17)
32	Cierra HALL	F	6-0	So.	1V	Cypress, Calif. (Fairmont Prep Academy '17)

### Head Coach

Jennifer GROSS (UC Davis '97), 8th Season (15th Year at UC Davis)

### Associate Head Coach

Joe TERAMOTO (Cal Poly '02), 13th Season

### Assistant Coach

Des ABEYTA (UC Davis '00), 12th Season

### Assistant Coach

Matt KLEMIN (Cal Poly '05), 8th Season

### Director of Basketball Operations

Stephanie SHADWELL (UC Santa Barbara '00), 4th Season

### Administrative Assistant

Therese CARDINET (UC Davis '82), 32nd Season

### Athletic Trainer

Lisa VARNUM

### PRO-NUN-SEE-AY-SHUNS

#1 - Brittany nuh-WHEN

#15 - Kaitlyn SHOE

#10 - Cierra mick-EWE-un

AC - DEZ uh-BAY-duh

#5 - Nina BESS-oh-low

#22 - Morgan BIRCH

#20 - muh-KAY-luh Sanders

AC - Matt CLEM-in

#11 - Sage STOW-bart

#00 - Mackenzie TERP-chich

AHC - Joe TAIR-uh-MO-TOE

AA - tuh-REESE CAR-duh-NAY

## TONIGHT'S POSSIBLE STARTERS



#2 | KO. EATON

G | 5-9 | Sr.  
Longview, Wash.

PPG RPG APG  
7.9 2.8 4.53



#3 | KA. EATON

G | 5-9 | Sr.  
Longview, Wash.

PPG RPG APG  
5.0 2.8 3.26



#22 | BERTSCH

F | 6-4 | R-Sr.  
Santa Rosa, Calif.

PPG RPG APG  
23.5 6.1 1.84



#21 | SONG

F | 5-11 | Jr.  
Monterey Park, Calif.

PPG RPG APG  
5.8 2.3 0.84



#32 | HALL

F | 6-0 | So.  
Cypress, Calif.

PPG RPG APG  
6.9 6.4 2.06

## UC DAVIS OFF THE BENCH



#00 | TRPCIC

G | 5-7 | Jr.  
Hamilton, Ontario

PPG RPG APG  
2018-19 Redshirt



#1 | NGUYEN

G | 5-4 | R-So.  
Elk Grove, Calif.

PPG RPG APG  
0.5 0.2 0.18



#5 | BESSOLO

F | 5-11 | Jr.  
Hayward, Calif.

PPG RPG APG  
8.9 3.8 0.52



#10 | McKEOWN

G | 5-9 | Jr.  
Touchet, Wash.

PPG RPG APG  
4.3 1.3 0.62



#11 | STOBART

P | 6-3 | R-Fr.  
N. Vancouver, B.C.


PPG RPG APG  
3.0 4.1 0.58



#13 | TOOLE

G | 5-10 | R-Jr.  
Farmington, Utah

PPG RPG APG  
2.3 1.3 0.41



#14 | GIBB

F/C | 6-2 | R-So.  
McMinnville, Ore.

PPG RPG APG  
1.1 1.2 0.36



#15 | HSU

G | 5-6 | Jr.  
Irvine, Calif.

PPG RPG APG  
0.6 0.2 0.15



#20 | SANDERS

G | 5-9 | Fr.  
Sacramento, Calif.

PPG RPG APG  
1.0 0.8 0.15



#23 | KONRAD

F | 6-0 | R-Fr.  
Valencia, Calif.

PPG RPG APG  
3.9 4.4 1.35



# MORGAN BERTSCH

6-4 • Redshirt Senior • Forward

Santa Rosa, Calif.

Santa Rosa HS

Biomedical Engineering

## CAREER HIGHLIGHTS

(all stats as of March 15)

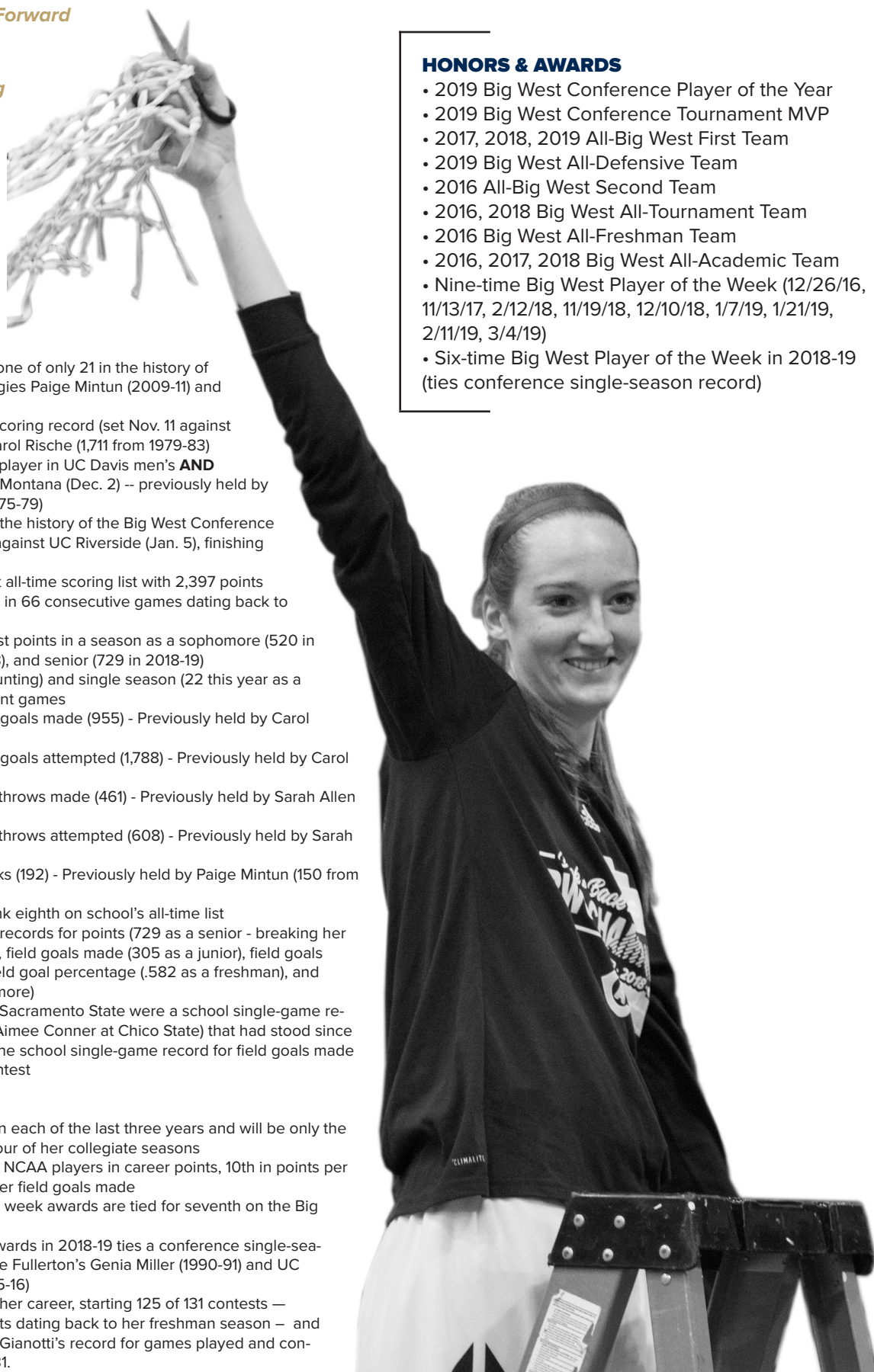
- Became the first UC Davis women's basketball student-athlete to be named the Big West Player of the Year
- Second Aggie to be named the Big West Tournament MVP (Paige Mintun - 2011)
- Earned her third career All-Big West first team honor (one of only 21 in the history of the league), joining former Aggies Paige Mintun (2009-11) and Sydnee Fipps (2013-15)
- Holds the women's all-time scoring record (set Nov. 11 against Pacific) - Previously held by Carol Rische (1,711 from 1979-83)
- Became the highest scoring player in UC Davis men's **AND** women's basketball history at Montana (Dec. 2) -- previously held by Audwin Thomas (1,821 from 1975-79)
- Became the eighth player in the history of the Big West Conference to reach 2,000 career points against UC Riverside (Jan. 5), finishing with 31 points
- Ranks fourth on the Big West all-time scoring list with 2,397 points
- Has scored in double figures in 66 consecutive games dating back to 2017-18 season
- Holds school records for most points in a season as a sophomore (520 in 2016-17), junior (702 in 2017-18), and senior (729 in 2018-19)
- Holds the career (60 and counting) and single season (22 this year as a senior) records for 20-plus point games
- Holds career record for field goals made (955) - Previously held by Carol Rische (651 from 1979-83)
- Holds career record for field goals attempted (1,788) - Previously held by Carol Rische (1,285 from 1979-83)
- Holds career record for free throws made (461) - Previously held by Sarah Allen (387 from 1998-03)
- Holds career record for free throws attempted (608) - Previously held by Sarah Allen (534 from 1998-03)
- Holds career record for blocks (192) - Previously held by Paige Mintun (150 from 2006-11)
- Her 678 career rebounds rank eighth on school's all-time list
- Holds all-time single-season records for points (729 as a senior - breaking her own record of 702 as a junior), field goals made (305 as a junior), field goals attempted (545 as a junior), field goal percentage (.582 as a freshman), and blocked shots (57 as a sophomore)
- Her 40 points this season at Sacramento State were a school single-game record, breaking a mark (36 by Aimee Conner at Chico State) that had stood since the 1992-93 season and tied the school single-game record for field goals made in a game (16) in that same contest

## OTHER NOTABLES

- Has led the team in scoring in each of the last three years and will be only the second player to do so in all four of her collegiate seasons
- Ranks seventh among active NCAA players in career points, 10th in points per game (18.3), and fourth in career field goals made
- Her nine career player of the week awards are tied for seventh on the Big West's all-time list
- Her six player of the week awards in 2018-19 ties a conference single-season record along with Cal State Fullerton's Genia Miller (1990-91) and UC Riverside's Brittany Crain (2015-16)
- Has missed only six starts in her career, starting 125 of 131 contests — including 104 consecutive starts dating back to her freshman season — and has tied former standout Pele Gianotti's record for games played and consecutive games played with 131.

## HONORS & AWARDS

- 2019 Big West Conference Player of the Year
- 2019 Big West Conference Tournament MVP
- 2017, 2018, 2019 All-Big West First Team
- 2019 Big West All-Defensive Team
- 2016 All-Big West Second Team
- 2016, 2018 Big West All-Tournament Team
- 2016 Big West All-Freshman Team
- 2016, 2017, 2018 Big West All-Academic Team
- Nine-time Big West Player of the Week (12/26/16, 11/13/17, 2/12/18, 11/19/18, 12/10/18, 1/7/19, 1/21/19, 2/11/19, 3/4/19)
- Six-time Big West Player of the Week in 2018-19 (ties conference single-season record)



## THE AGGIE EVO SYSTEM

**UC Davis student-athletes will understand how the real world works and possess the skills to navigate it. They will launch into a great job or graduate school opportunity without unwanted delay.**

*"We are uncommonly committed to preparing student-athletes for successful lives after graduation. Our approach is based on the science of human development. You will not find another school more dedicated to helping you be positioned for a great job or grad school opportunity after sports end, whenever that may be."*

**- UC Davis Director of Athletics Kevin Blue**

It is this uncommon commitment towards student-athletes that led to the creation of the Aggie EVO System, a multi-faceted student-athlete outcomes program focused on preparing young men and women for a successful launch after graduating from the sixth-ranked public school in the nation.

We define launch as moving beyond graduation into a meaningful professional path that builds on the college experience, sets a graduate on a path of financial and social well-being and effectively replaces the sport as the primary piece of their identity.

The Aggie EVO System ("EVO" is shorthand for a student-athlete's "evolution" during college) is an important part of the student-athlete experience at UC Davis – just like weights and conditioning, attending class or getting athletic medicine treatment. This unprecedented program was designed to focus on four key elements to help UC Davis student-athletes prepare for future success by helping them better "know and navigate the World of Work":

- **SKILLS** that employers want and will make student-athletes even more effective in their sports: self awareness, emotional intelligence, social/cultural competence and leadership.
- **KNOWLEDGE** of what careers and paths are out there (we call this the "World of Work"), what fits one's interests and abilities, who in our gigantic network can advise and guide them and each individual can navigate a path to get there.
- **OPPORTUNITIES** to enjoy internships, jobs and other learning opportunities through a powerful network of Aggie alums. Student-athletes hear from and meet alums in a wide variety of fields, attend recruiting events and visit members of the EVO Pro network at companies in San Francisco, Silicon Valley, and Sacramento.
- **TOOLS** that student-athletes need to secure these opportunities. We require a few more basic tools or updates each year they are on campus. This includes resumes and cover letters, LinkedIn profiles, interviewing skills, business cards, professional headshots, and anything else that helps student-athletes prepare for a more successful launch.



### WHAT things & stuff do student-athletes **have** to do?

	FIRST YEAR	SECOND YEAR	THIRD YEAR	FOURTH YEAR
<b>SKILLS</b>	Self - Awareness: Who are you? DiSC Profile	Emotional Intelligence: How are you? EQ-i Assessment		
<b>KNOWLEDGE</b>	<ul style="list-style-type: none"> <li>• WoW Test</li> <li>• Attend Spring Student-Athlete Career Fair</li> </ul>	<ul style="list-style-type: none"> <li>• Strengths/O*Net assessment</li> <li>• Set up Aggie Job Link acct</li> <li>• 1 informational interview</li> <li>• Attend Spring Student-Athlete Career Fair</li> </ul>	<ul style="list-style-type: none"> <li>• 3 informational interviews</li> <li>• Attend a Career Fair</li> </ul>	<ul style="list-style-type: none"> <li>• 5 informational interviews</li> <li>• WoW Knowledge Test</li> <li>• Attend a Career Fair</li> <li>• Share your launch story w/coach &amp; advisor</li> </ul>
<b>OPPORTUNITIES</b>	Experiential Learning Opportunities: Job, internship, volunteer, club leadership, research, projects, ICA internships, shadowing Optional			
<b>TOOLS</b>	<ul style="list-style-type: none"> <li>• resume</li> <li>• video story (:30)</li> </ul>	<ul style="list-style-type: none"> <li>• resume update</li> <li>• video story (1:00)</li> <li>• LinkedIn Profile (50+ xns)</li> </ul>	<ul style="list-style-type: none"> <li>• resume update</li> <li>• video story (1:30)</li> <li>• LinkedIn Profile (100+ xns)</li> </ul>	<ul style="list-style-type: none"> <li>• resume update</li> <li>• video story (2:00)</li> <li>• LinkedIn Profile (200+ xns)</li> </ul>

#### HOW DO I DO IT

• Set up a coaching session with Student-Athlete Outcomes Advisor or Mike **OR** Sign up for AMS 95 **OR** Have coaching staff set up a clinic for team **OR** Visit the ICC **OR** Seek mentors on team or alums

#### WHEN DO I DO IT

All requirements must be done by the Monday before classes start of the next academic year

#### WHERE DO I SHOW IT

Check your ARMS EVO Dashboard and make sure you record stuff when you get it done - your Advisor and coaches will check!

#### IS THERE MORE STUFF

Of course! Attend an EVO Road Trip to learn more about the WoW, pay attention when your team brings in WoW educators, do more informational interviews, research and Google EVERYTHING

## Go-getters, change makers, problem solvers

Opened in 1908, UC Davis is the most academically comprehensive university on the West Coast. We're known for working across disciplines to solve the world's most pressing problems and for our commitment to artistic and cultural expression.

### What drives us

We empower a dynamic educational experience. We discover and innovate. We foster a diverse and inclusive community. We advance the condition of health. We nourish and feed the world. We protect and sustain the environment. We champion curiosity. We rank among the world's best.

## Distinctions in Brief

In 2017–18, 58 percent of our California resident undergraduates received enough gift aid to **fully cover their base tuition and fees**.

**UC Davis graduates more California alumni** than any other UC campus. **One in every 230 Californians** is a UC Davis alum. Recent alumni earn a median annual **salary of \$56,300**, and experienced alumni **earn \$94,600**.

UC Davis **contributes more than \$8.1 billion** each year to the California economy.

Our students, faculty and staff volunteer more than **600,000 hours of community service** per year.

UC Davis is **highly ranked** among the most diverse large national research universities by *U.S. News & World Report*. Our community benefits from **hundreds of programs** and clubs that support diversity and inclusion.

**Forty-six percent** of UC Davis undergraduates are **first-generation college students**.

UC Davis is home to international students and scholars from more than **110 countries**, and UC Davis Study Abroad students gain **international perspectives** in more than **40 countries each year**.

The School of Law has the **only “majority-minority” faculty** of any leading American law school and offers community legal support in the areas of immigration, prison, civil rights and family protection.

The School of Education has **prepared 7,700 teachers** for California classrooms, and the Graduate School of Management has prepared **4,300 business leaders**

at campuses in Davis, Sacramento, San Francisco and San Ramon.

The College of Letters and Science is home to UC Davis' **17 members** of the **American Academy of Arts and Sciences** and **38 Guggenheim fellows**.

The Division of Continuing and Professional Education serves **62,000 students in all 50 states** and **100 countries in more than 4,000 courses** a year.

UC Davis Health serves a **33-county area** and includes the region's **only Level I adult and pediatric trauma centers**, National Cancer Institute-designated **comprehensive cancer center**, comprehensive **full-service children's hospital**, transplant services, heart and vascular centers, institute for neurodevelopmental disorders, and a **world-renowned telemedicine network**.

In 2017–18, UC Davis filed **177 records of invention** and **159 patent applications**, negotiated **77 license** agreements, and helped establish **16 startups**.

The Internship and Career Center typically facilitates **10,000 internship opportunities in a year**.

**Half of our undergraduates** engage in **hands-on research** or **creative projects** beyond the classroom.

Aggie athletes are **high academic achievers**; **10 UC Davis athletic teams** posted the **highest multiyear NCAA Academic Performance Report scores** in their leagues (2013–17).

## The Rankings

**1st** in the world in veterinary science (QS World University Rankings)

**1st** in the world in agricultural economics and policy (Center for World University Rankings)

**1st** in the nation and 2nd in the world in agriculture (*U.S. News & World Report*)

**1st** in the nation and 2nd in the world in plant and animal programs (*U.S. News & World Report*)

**1st** among best value colleges for women in STEM (*Forbes*)

**2nd** among top 100 producers of minority undergraduate degrees in biological and biomedical sciences (*Diverse Issues in Higher Education*)

**3rd** greenest university in the world (GreenMetric World University Rankings)

**3rd** among top U.S. colleges doing the most for low-income students (*The New York Times* College Access Index)

**4th** most international public institution in the U.S. (*Times Higher Education*)

**5th** best public university in the nation (*The Wall Street Journal/Times Higher Education*)

**7th** in the world in ecology and the environment (*U.S. News & World Report*)

**8th** most transformative college in the country (*Money*)

**10th** among public universities nationwide (*U.S. News & World Report*)

**10th** among U.S. universities for research, social mobility and public service contributions (*Washington Monthly*)

**10th** among best medical schools in the nation for primary care (*U.S. News & World Report*)

**14th** in research funding among U.S. ranked public universities (National Science Foundation)

**One of 15** public four-year colleges with high graduation rates leading to high incomes (*College Scorecard*, U.S. Department of Education)

**46th** among best nursing schools in the nation for master's degrees (*U.S. News & World Report*)

UC Davis Medical Center and UC Davis Children's Hospital consistently rank among the nation's **top 50 hospitals** (*U.S. News & World Report*)

**BY THE NUMBERS:** Research funding: \$846 million in 2017–18 • Private support: \$230 million in 2017–18 • Colleges/Schools: 4 colleges (Agricultural and Environmental Sciences, Biological Sciences, Engineering, Letters and Science); 6 professional schools (Education, Law, Management, Medicine, Nursing, Veterinary Medicine) • Student enrollment: 39,152 (fall 2018) • Faculty/academics: 4,736 • Staff: 17,272 • Student employees: 9,690 • Living alumni: 260,000 • Undergraduate majors: 102 • Graduate programs: 101 • Intercollegiate sports: 25 (16 women's, 9 men's) • Campus area: 5,300 acres



## AGGIES IN THE BIG WEST &amp; NCAA

## 2018-19 BIG WEST CONFERENCE STANDINGS (AS OF MARCH 16)

	Big West				Overall					
	W	L	Pct.	GB	W	L	Pct.	H	A	N
<b>UC DAVIS (!) (1)</b>	<b>15</b>	<b>1</b>	<b>.938</b>	--	<b>25</b>	<b>6</b>	<b>.806</b>	<b>12-1</b>	<b>10-5</b>	<b>3-0</b>
Hawai'i (2)	10	6	.625	5.0	15	16	.484	8-8	6-6	1-2
UC Riverside (3)	10	6	.625	5.0	17	15	.531	8-3	7-8	2-4
CSUN (4)	10	6	.625	5.0	16	15	.516	10-4	6-11	0-0
UC Irvine (5)	8	8	.500	7.0	20	11	.645	12-4	6-6	2-1
Cal State Fullerton (6)	6	10	.375	9.0	14	16	.467	8-7	6-8	0-1
Long Beach State (7)	5	11	.312	10.0	9	22	.290	5-11	3-10	0-2
UC Santa Barbara (8)	5	11	.312	10.0	8	22	.267	6-8	1-14	1-0
Cal Poly	3	13	.188	12.0	6	21	.222	5-8	1-12	0-1

! Regular Season Champion # Tournament Champion \$ NCAA Tournament Participant

^ WNIT Participant

% WBI Tournament Participant

## AGGIES AMONG 2018-19 STATISTICAL LEADERS (AS OF MARCH 16)

## BIG WEST - TEAM

Scoring Offense.....	1st (71.7)
Scoring Defense.....	1st (56.3)
Scoring Margin.....	1st (+15.5)
Free Throw Percentage.....	2nd (.733)
Field Goal Percentage.....	1st (.447)
Field Goal Percentage Defense.....	1st (.333)
Three-Point Percentage.....	1st (.368)
Three-Point Percentage Defense.....	1st (.267)
Rebounding Offense.....	3rd (38.8)
Rebounding Defense.....	2nd (35.8)
Rebounding Margin.....	2nd (+3.0)
Blocked Shots Per Game.....	3rd (3.5)
Assists.....	1st (16.1)
Steals.....	5th (7.0)
Assist-to-Turnover Ratio.....	1st (1.2)
Offensive Rebounds.....	8th (9.5)
Defensive Rebounds.....	2nd (29.4)
Three-Pointers Made.....	1st (256)
Three-Pointers Per Game.....	1st (8.3)

## BIG WEST - INDIVIDUAL

## Morgan Bertsch

Scoring.....	1st (23.5)
Rebounding.....	10th (6.1)
Field Goal Percentage.....	2nd (.503)
Free Throw Percentage.....	2nd (.825)
Blocked Shots.....	4th (1.4)
Defensive Rebounds.....	10th (4.2)

## Cierra Hall

Rebounding.....	8th (6.4)
Offensive Rebounds.....	7th (2.1)
Defensive Rebounds.....	8th (4.3)

## Kourtney Eaton

Assists Per Game.....	4th (4.5)
Three-Point Percentage.....	1st (.463)
Three-Pointers Per Game.....	2nd (1.9)
Assist-to-Turnover Ratio.....	3rd (1.8)
Minutes Per Game.....	15th (30.0)

## Karley Eaton

Assists Per Game.....	10th (3.3)
Three-Point Percentage.....	2nd (.440)
Assist-to-Turnover Ratio.....	1st (4.0)

## Sophia Song

Three-Point Percentage.....	6th (.374)
-----------------------------	------------

## Nina Bessolo

Three-Point Percentage.....	8th (.348)
Three-Pointers Per Game.....	6th (1.7)

## NCAA - TEAM (Top 100 only)

Scoring Offense.....	68th (71.7)
Scoring Defense.....	19th (56.3)
Scoring Margin.....	14th (+15.5)
Field Goal Percentage.....	32nd (.447)
Field Goal Percentage Defense.....	4th (.333)
Free Throw Percentage.....	70th (.733)
Rebounding Margin.....	100th (+3.0)
Three-Pointers Per Game.....	33rd (8.3)
Three-Point Percentage.....	21st (.368)
Winning Percentage.....	28th (.806)
Assists Per Game.....	36th (16.1)
Assist-to-Turnover Ratio.....	26th (1.2)
Three-Point Pct. Defense.....	9th (.267)
Defensive Rebounds Per Game.....	11th (29.0)
Three-Pointers Attempted.....	73rd (696)
Fewest Turnovers.....	48th (415)
Fewest Fouls.....	87th (489)
Three-Pointers Made.....	39th (256)
Assists.....	38th (498)

## NCAA - INDIVIDUAL (Top 100 only)

## Morgan Bertsch

Points.....	4th (729)
Points Per Game.....	4th (23.5)
Blocks Per Game.....	94th (1.48)
Field Goal Percentage.....	59th (.503)
Free Throw Percentage.....	76th (.825)
Free Throw Attempts.....	12th (212)
Free Throws Made.....	7th (175)
Field Goal Attempts.....	16th (529)
Field Goals Made.....	7th (266)

## Kourtney Eaton

Assists Per Game.....	80th (4.5)
Assist-to-Turnover Ratio.....	92nd (1.84)
Assists.....	88th (136)

## Karley Eaton

Assist-to-Turnover Ratio.....	2nd (4.04)
-------------------------------	------------

## MILESTONE WATCH

## MORGAN BERTSCH

## Records Achieved...

- Passed Audwin Thomas (1,821 career points from 1975-79) to become the all-time leading scorer in UC Davis basketball (men's or women's) history with 21 points against Nevada on Dec. 1 at the Lady Griz Classic in Montana
- Passed Carol Rische (1979-83) to become the program's all-time leading scorer with 31 points against Pacific in Nov. 11
- Passed Rische (1,285 field goal attempts from 1979-83) for the career record with her 25 attempts against the Tigers
- Passed Paige Mintun (2006-11) for the school's career blocks record with five against Pacific, standing atop the list with 155
- Scored a school single-game record 40 points at Sacramento State on Dec. 7, breaking Aimee Conner's mark of 36 at Chico State in 1993
- Became the eighth player in Big West history to reach 2,000 career points with her 31-point night at UC Riverside in the league opener on Jan. 5 -- the first player to do so since Brittany Crain of UC Riverside, who ranks fourth all-time in Big West history with 2,326 career points from 2012-16
- With a 3-for-4 night at the line at Cal State Fullerton on Jan. 26, she passed Sarah Allen (387 from 1998-03) for the career record in free throws made with 388
- With seven free throw attempts at Cal Poly, she passed Sarah Allen (534 from 1998-03) for the school record

## Records Within Reach...

- With 2,397 career points, ranks fourth on the Big West all-time scoring list, needing 19 points to pass Cal State Fullerton's Genia Miller (2,415 points from 1987-91) for third
- She ranks eighth on the school's all-time rebounds list with 678, needing two more to match Kendall Greene (1992-96) for seventh

## KOURTNEY EATON

- With five assists against Montana, passed Head Coach Jennifer Gross (448 from 1993-97) for the most in school history with 450
- With six assists against Saint Mary's, passed Angelo Rivers (1982-86) of the men's team for the most ever by an Aggie (468)
- With six assists against Long Beach State, surpassed 500 career assists
- With three assists at UC Irvine, she passed New Mexico State's Connie Vau (1991-95) for eighth on the Big West list and now has 541 for her career
- Moved past CSUN's Ashlee Guay (541 from 2011-15) for seventh on the Big West career list with 545
- Needs six more to match Long Beach State's Dana Wilkerson (551 from 1988-91) for sixth

**OPENING TIP:** Champions of the Big West Conference regular season and tournament, the UC Davis women's basketball team advances to the NCAA Tournament for the second time in the program's Division I history, entering the weekend as a No. 15 seed in the Chicago Regional at Stanford, taking on the host and No. 2-seeded Cardinal on Saturday (March 23) at Maples Pavilion in a rematch of the Aggies' first-ever NCAA appearance in 2011. Tip-off is scheduled for 2:30 p.m.

**HI, MOM!:** Saturday's opening round NCAA Tournament game will be broadcast live on ESPN2. It will be the fifth appearance on the ESPN family of networks this season for the Aggies, who are 4-0 in their four previous contests this year.

**IN THE POLLS:** Host and second-seeded Stanford is ranked No. 6 in the nation according to the final regular season Associated Press poll... BYU is among those receiving votes (24)... UC Davis and Auburn are unranked... The Cougars are ranked No. 6 according to the March 12 College Insider Mid-Major poll, which also has the Aggies ranked No. 22 in the nation -- standing among the top 25 for the third consecutive week.

**AGGIES AT THE NCAA TOURNAMENT:** UC Davis will be making its second appearance in the NCAA Tournament as a Division I program (since 2007-08), and its first since the 2011 tournament when the Aggies were a No. 16 seed at No. 1 Stanford, falling to the Cardinal by an 86-59 score. UC Davis -- making its seventh overall postseason appearance as a Division I program after making a run to the "Elite Eight" of the WNIT in 2017-18 -- was a regular in the NCAA's at the Division II level, earning 12 trips to the tournament and posting a 12-12 overall record -- including a run to the "Elite Eight" in 1996-97 in Head Coach Jennifer Gross' senior season.



## MISCELLANEOUS RECORDS

## RECORDS

Overall Record.....	25-6
Big West Conference Record.....	15-1
vs. Top 25/Receiving Votes.....	0-1
Home.....	12-1
Road.....	10-5
Neutral.....	3-0
Big West Home.....	8-0
Big West Road.....	7-1
Lead at Halftime.....	22-2
Trail at Halftime.....	1-3
Tied at Halftime.....	2-1
Overtime.....	0-0
Double Overtime.....	0-0
Monday's.....	1-0
Tuesday's.....	0-1
Wednesday's.....	1-1
Thursday's.....	6-0
Friday's.....	3-1
Saturday's.....	12-1
Sunday's.....	2-2
November.....	2-4
December.....	6-1
January.....	6-1
February.....	6-0
March.....	5-0

## SCORING

Score less than 50 points.....	0-1
Score 50-59 points.....	1-3
Score 60-69 points.....	5-1
Score 70-79 points.....	11-0
Score 80+ points.....	8-1

## FIELD GOALS

Shoot 30-39.9%.....	1-3
Shoot 40-49.9%.....	17-1
Shoot 50-59.9%.....	7-0
Shoot 60% or better.....	0-0
Shoot higher than the opponent.....	24-3
Shoot lower than the opponent.....	0-3
Percentage is equal.....	0-0

## THREE-POINTERS

Shoot 30-39.9%.....	6-1
Shoot 40-49.9%.....	9-1
Shoot 50-59.9%.....	3-0
Shoot 60% or better.....	1-0
Shoot higher than the opponent.....	20-2
Shoot lower than the opponent.....	5-3
Percentage is equal.....	0-1

## FREE THROWS

Shoot 69.9% or less.....	7-1
Shoot 70-79.9%.....	8-4
Shoot 80-89.9%.....	6-0
Shoot better than 90%.....	4-1
Outrebound the opponent.....	18-2
Are outrebounded.....	7-4
Rebounds are tied.....	0-0
Have more assists.....	22-4
Have fewer assists.....	3-2
Assists are tied.....	0-0
Have more turnovers.....	9-2
Have fewer turnovers.....	12-3
Turnovers are tied.....	4-1
No players in double figures.....	0-0
One player in double figures.....	3-1
Two players in double figures.....	5-3
Three players in double figures.....	13-2
Four+ players in double figures.....	4-0
Have a double-double.....	4-0

**POSTSEASON PREPARED:** The Aggies will have faced six teams selected for postseason play in 2019: Stanford (Pac-12 Champion) and Portland State (Big Sky Champion) in the NCAA Tournament, along with Pacific (WCC T-4th), Loyola Marymount (WCC T-4th), Hawai'i (Big West 2nd), and Saint Mary's (WCC T-3rd), among the WNIT field.

**VERSUS THE TOP 25:** Since 2007-08, UC Davis has played 17 games against teams ranked in one, or both, of the national polls, including the top-ranked team in the nation in three straight seasons: 2012-13 (Stanford), 2013-14 (UConn), and 2014-15 (UConn). The Aggies, however, have yet to post a victory in any of those contests against nationally ranked foes, coming no closer than 12 points vs. No. 22 South Dakota State on Dec. 17, 2008. UC Davis did, however, post a win over Washington State to start the 2017-18 season, which was receiving votes in the preseason *Associated Press* poll at the time.

**UC Davis vs. the Top 25 (Division I results only)**

Dec. 2, 2007 - at #6 Stanford (L, 62-41)  
 Dec. 9, 2007 - at #18 Arizona State (L, 77-56)  
 Dec. 3, 2008 - vs. #25 Arizona State (L, 73-59)  
 Dec. 17, 2008 - at #22 So. Dakota State (L, 59-47)  
 Dec. 28, 2008 - at #11 Stanford (L, 84-49)  
 Nov. 22, 2009 - vs. #2 Stanford (L, 76-51)  
 March 19, 2010 - at #2 Stanford (L, 86-59) (NCAA)  
 Nov. 21, 2010 - at #15 UCLA (L, 65-49)  
 Nov. 30, 2011 - at #5 Stanford (L, 93-44)  
 Nov. 30, 2012 - vs. #1 Stanford (L, 87-37)  
 Nov. 17, 2013 - at #2 Stanford (L, 66-48)  
 Dec. 5, 2013 - at #1 UConn (L, 97-37)  
 Nov. 14, 2014 - vs. #1 UConn (L, 102-43)  
 Nov. 13, 2015 - vs. #16 Stanford (L, 74-43)  
 Dec. 4, 2016 - at #11 Stanford (L, 68-42)  
 Dec. 14, 2016 - at #15 Oregon State (L, 93-52)  
 Dec. 20, 2017 - at #17 Oregon State (L, 61-47)  
 Nov. 7, 2018 - at #7 Stanford (L, 71-43)

**SO, WE MEET AGAIN:** The Aggies and Cardinal won't be the only two teams to have already met once this season as Saturday's clash is one of only two regular season sequels in the first round of the NCAA Tournament. NC State posted an 84-46 victory over its first-round opponent, Maine, at home back on Dec. 15.

**HEAD-TO-HEADS:** Aside from their own head-to-head meeting to tip-off the 2018-19 regular season, UC Davis and Stanford have four common opponents this year: San Francisco, Hawai'i, CSUN, and Washington State. The Cardinal finished 5-0 against those four squads, while the Aggies were 6-1.

**WINNING "BIG":** After earning their 25th victory of the season in the Big West Tournament championship game, it marked only the fourth time in the history of the league that a member school has won at least 25 games in three straight seasons after finishing 25-8 in 2016-17 and 28-7 in 2017-18. UC Davis joins Long Beach State, which did so in five straight seasons from 1985-90, and UC Santa Barbara, which did it twice from 1997-00 and 2001-04.

**CHAMPIONS OF THE (BIG) WEST:** Since the Aggies' arrival at the Division I level in 2007-08, no Big West school has won more games than UC Davis, which has posted 231 combined victories to date -- which is 41 more than the next highest school (Cal Poly with 190) -- while winning 61 percent of its games (231-147 overall).

**PLANTING THE SEED:** UC Davis became the first No. 1 seed to win the Big West Tournament since CSUN defeated Cal Poly in the final. When the Aggies won the tournament the first time in 2011, they were a No. 4 seed, defeating UC Irvine, UC Riverside, and the Mustangs en route to the crown.

**TWO FOR THE TOURNEY TEAM:** Senior biomedical engineering major Morgan Bertsch was named the Tournament MVP while sophomore cell biology major Cierra Hall also earned a spot on the all-tournament squad -- the fifth time in the program's history that UC Davis has had two players on the all-tournament team. For Bertsch, it was her third all-tournament team honor -- and the second tournament MVP award for an Aggie along with Paige Mintun in 2011 -- while Hall earned her first career all-tournament honor.

**DON'T CALL IT A COMEBACK:** Well, okay, go ahead. When UC Davis trailed by 17 points with 7:18 remaining in the third quarter of the Big West Conference title game, the Aggies put together a rally for the ages, posting its largest comeback to win a game since erasing a 17-point deficit in a 62-57 win at Hawai'i on Dec. 20, 2011. UC Davis closed out the third period on a 14-3 run over the final 7:02, before exploding for a 16-0 fourth-quarter run that gave the Aggies the lead for good. UC Davis held Hawai'i to without a field goal for the final 9:40 of the game, limiting the Rainbow Wahine to just five free throws.

**WE'RE GOING STREAKING!:** UC Davis enters the NCAA Tournament with a number of active streaks...

- The 16 consecutive victories is the third-longest in the program history and a program Division I record
- The streak is also tied for the 11th longest run in a single season in the history of the Big West
- The 16 consecutive wins rank T-7th in the nation
- The 12 straight home wins are T-12th in the NCAA
- The 14 consecutive Big West wins are T-9th

**ALL SHE DOES IS WIN:** With her team riding a 16-game winning streak, the winningest player in UC Davis history has now been a part of five of the 10 longest single-season winning streaks in school history. Head Coach Jennifer Gross helped guide her team to the top three winning streaks in school history as the Aggies' point guard -- including a record 23 consecutive wins from Nov. 24, 1995 to Feb. 22, 1996 -- while coaching UC Davis to a 10-game run from Jan. 26-March 4, 2017, in addition to its current streak, which is the longest in the program's Division I history.

## 2018-19 QUARTER RECORDS

Most Points..... 32 (1st) at Sacramento State, 12/7/18*	.....14 (3rd) by Bertsch vs. Pacific, 11/11/18
Fewest Points..... 5 (2nd) at Portland State, 11/16/18	.....13 (1st) by Bertsch vs. Cal State Fullerton, 1/17/19
Most Points Allowed..... 30 (3rd) vs. Pacific, 11/11/18	.....12 (2nd) by Bessolo at Sacramento State, 12/7/18
Fewest Pts. Allowed..... 4 (1st) vs. Dominican, 12/29/18	.....12 (2nd) by McKeown vs. Pacific, 11/11/18
..... 4 (1st) vs. Southern Utah, 11/23/18	.....11 (3rd) by Bertsch vs. UC Irvine, 3/15/19
Most Points - 1st Quarter..... 32 at Sacramento State, 12/7/18	.....11 (1st) by Bertsch at UC Irvine, 3/2/19
Most Points - 2nd Quarter..... 31 at Sacramento State, 12/7/18	.....11 (1st) by Bertsch vs. Dominican, 12/29/18
Most Points - 3rd Quarter..... 30 at Cal Poly, 2/9/19	.....11 by Bertsch vs. Seattle, 12/9/18
Most Points - 4th Quarter..... 30 at Sacramento State, 12/7/18	.....10 (3rd) by Bertsch at Long Beach State, 2/28/19
	.....10 (4th) by Bertsch vs. UC Riverside, 2/14/19
<b>TEAM</b>	.....10 (2nd) by Ko. Eaton vs. CSUN, 2/2/19
Most Field Goals... 12 (1st & 2nd) at Sacramento State, 12/7/18	.....10 (3rd) by Song at Hawai'i, 1/12/19
Highest FG Pct. .... .846 (11-13) (4th) at Sac State, 12/7/18	.....10 (1st) by Bertsch vs. Nevada, 12/1/18
Most 3-Pointers..... 7 (3rd) at Cal Poly, 2/9/19	.....10 (3rd) by Bessolo at #7 Stanford, 11/7/18
Highest 3-Point Pct. .... 1.000 (7-7) (3rd) at Cal Poly, 2/9/19	Most Rebounds..... 6, Five Times
Most Free Throws..... 11 vs. Hawai'i (4th), 3/16/19	..... Last: 6 (4th) by Hall at Sacramento State, 12/7/18
Highest FT Pct. .... 1.000 (7-7) (3rd) at UC Irvine, 3/2/19	Most FG..... 7 (3rd) by Bertsch at Washington St., 11/18/18
.....1.000 (7-7) (2nd) vs. UC Irvine, 1/19/19	Most 3-Ptrs..... 4 (2nd) vs. McKeown vs. Pacific, 11/11/18
Most Rebounds..... 19 (1st) at Sacramento State, 12/7/18	Most FT..... 6 (2nd) by Bertsch vs. UC Irvine, 1/19/19
Most Assists..... 10 (3rd) at Cal Poly, 2/9/19	.....6 (4th) by Bertsch at Sacramento State, 12/7/18
Most Blocks..... 4 (2nd) at Sacramento State, 12/7/18	Most Assists..... 4, Seven Times
Most Steals..... 7, Three Times	..... Last: by Ko. & Ka. Eaton at Cal Poly (3rd), 2/9/19
..... Last: 7 (2nd) at CSUN, 1/24/19	Most Blocks..... 2, 11 Times
* denotes school record	..... Last: Hall (1st) & Bertsch (4th) at UC Irvine, 3/2/19
<b>INDIVIDUAL</b>	Most Steals.... 3 (1st) by Bertsch vs. Cal State Fullerton, 1/17/19
Most Points..... 16 (3rd) by Bertsch at Washington St., 11/18/18*	..... 3 (4th) by Ko. Eaton vs. Pacific, 11/11/18
..... 14 (4th) by Bertsch at Sacramento State, 12/7/18	
..... 14 (1st) by Bertsch at Sacramento State, 12/7/18	

## LEADS, DEFICITS & RUNS

Opponent	W/L	1st Half	2nd Half	Largest Lead	Largest Deficit	Final Margin	Largest Run*
at #7 Stanford	L	24-36	19-35	+3	-33	-28	5-0
PACIFIC	L	40-35	40-48	+12	-19	-3	16-0
at Portland State	L	20-33	30-32	+2	-20	-15	8-0
at Washington State	W	31-31	44-31	+17	-6	+13	8-0
SOUTHERN UTAH	W	40-18	28-27	+31	None	+23	14-0
at LMU	L	26-27	27-33	+9	-8	-7	10-0
vs. Nevada	W	47-28	37-40	+23	-5	+16	15-0
at Montana	L	30-25	26-37	+6	-8	-6	6-0
at Sacramento State	W	63-27	46-33	+50	None	+49	15-0
SEATTLE	W	37-21	39-38	+28	None	+17	9-0
at San Francisco	W	29-22	41-46	+10	-2	+2	8-0
SAINT MARY'S	W	48-38	28-36	+13	-5	+2	9-0
DOMINICAN	W	48-13	44-29	+52	None	+50	15-0
at UC Riverside	W	32-23	35-36	+16	None	+8	7-0
at Hawai'i	L	24-24	36-41	+9	-9	-5	11-0
CAL STATE FULLERTON	W	32-24	43-27	+27	None	+24	10-0
UC IRVINE	W	43-23	37-34	+30	None	+23	12-0
at CSUN	W	27-24	33-25	+15	-6	+11	10-0
at Cal State Fullerton	W	38-15	37-24	+39	-2	+36	22-0
LONG BEACH STATE	W	40-17	30-33	+31	None	+20	16-0
CSUN	W	47-25	23-29	+22	-2	+16	10-0
at UC Santa Barbara	W	37-18	33-26	+28	None	+26	7-0
at Cal Poly	W	41-35	44-26	+28	-7	+24	24-0
UC RIVERSIDE	W	29-21	43-38	+15	-6	+13	12-0
HAWAI'I	W	34-17	38-29	+26	None	+26	9-0
at Long Beach State	W	30-20	36-29	+20	None	+17	10-0
at UC Irvine	W	31-31	32-13	+23	-4	+19	13-0
CAL POLY	W	39-21	48-33	+36	-2	+33	9-0
UC SANTA BARBARA	W	43-18	37-26	+36	None	+36	12-0
vs. UC Irvine	W	45-30	37-20	+34	-2	+32	10-0
vs. Hawai'i	W	18-32	40-18	+8	-17	+8	16-0

\* runs are scoreless (i.e.: 8-0, 15-0, etc.)

## IN THE MARGINS

### UC DAVIS WIN-LOSS MARGIN

	1	2	3	4	5	6	7	8	9	10	11	12	13	14	15-20	21-25	26-30	31+
Wins (25)		2						2			1		2		6	4	2	6
Losses (6)			1		1	1	1								1		1	

## 2018-19 HONOR ROLL

### JENNIFER GROSS

- Big West Conference Coach of the Year

### MORGAN BERTSCH

- Preseason All-Big West Team (Media & Coaches)
- Big West Player of the Week  
Nov. 19, Dec. 10, Jan. 7, Jan. 21, Feb. 11, March 4
- College Sports Madness National Mid-Major Player of the Week (12/10)
- College Sports Madness Big West Player of the Week  
Nov. 19, Dec. 10, Dec. 24, Jan. 7, Jan. 21, Feb. 11, March 4
- Lady Griz Classic All-Tournament Team (12/2)
- Big West Conference Player of the Year
- All-Big West First Team
- Big West All-Defensive Team
- Big West Tournament MVP

### KOURTNEY EATON

- Lady Griz Classic All-Tournament Team (12/2)
- All-Big West First Team

### NINA BESSOLO

- All-Big West Honorable Mention

### CIERRA HALL

- Big West Conference All-Tournament Team

**FOUR MORE YEARS!:** This year's senior class has certainly helped lead the UC Davis program to new heights, compiling a record of 97-34 (.740) -- and counting -- during their time in an Aggie uniform. The win total ranks as the fourth highest of any four-year period in the history of the program, trailing only the 1995-99 (102-18), 1994-98 (102-18), and 1993-97 (101-18), squads.

**NOT A MATTER OF IF, BUT "WIN":** The Aggies' win over Long Beach State on Feb. 28 got the team to 20 wins for the third consecutive season -- the longest such run since the Aggies won 20-or-more games in six straight seasons from 1993-99. UC Davis' 25 victories this year ranks tied for fourth on the school's single-season wins list, four shy of the record of 29 wins set in 1996-97.

**PUTTING THE "W" IN BIG WEST:** The Aggies' 15 Big West victories this season are a new program record, eclipsing the 14-2 league marks in each of the previous two years. The 15 conference wins are the most overall since the Aggies finished 18-2 during their first season as a member of the Division II California Collegiate Athletic Association (CCAA) in 1998-99.

**SCOUTING THE CARDINAL:** The Pac-12 Conference tournament champions after finishing second in the regular season, Stanford enters NCAA play with a 28-4 overall record and 15-3 mark in league play, winning its final nine contests -- including wins over California, Washington, and Oregon, in the conference tournament... Senior forward Alanna Smith leads a trio of Cardinal in double figures at 19.6 ppg, shooting 51 percent from the floor and grabbing 8.6 rpg.

**SCOUTING THE COUGARS:** The West Coast Conference tournament champions after finishing second to Gonzaga in the regular season, BYU enters the tournament 25-6 overall and 15-3 in conference play, winning eight straight... Freshman guard Shaylee Gonzales leads a trio of Cougars in double figures at 16.5 ppg, shooting 45 percent from the floor to go with 130 assists and 59 steals... Sophomore guard Paisley Johnson (14.8 ppg) and junior guard Brenna Chase (12.7 ppg) are also in double figures.



**SCOUTING THE TIGERS:** An at-large selection out of the SEC, Auburn earned its 21st all-time NCAA Tournament bid after a 22-9 season and a 9-7 mark in conference play... The Tigers have won four of their last six, edging in-state rival Alabama in the opening round of the SEC Tournament before falling to Texas A&M -- a No. 4 seed in this year's bracket -- by two in the second round... Four Auburn players are in double figures, paced by senior guard Jannah McKay (13.8 ppg), who is also averaging 4.13 apg while shooting 40 percent from the floor.

**SERIES NOTES:** *Stanford* leads the all-time series with UC Davis, 13-10, winning the last 12 meetings following a 71-43 victory at Maples Pavilion earlier this year... The Aggies and *Auburn* have met only once, with the Tigers posting a 69-54 win in 2005... UC Davis and *BYU* have never met on the court.

**2K-19:** Thanks to a pair of free throws with 4:32 remaining in the Aggies' contest at UC Riverside on Jan. 5, Bertsch became the first student-athlete since the Highlanders' Brittany Crain in 2016 to reach (and surpass) 2,000 points in a career, finishing with a game-high 31 points in front of an ESPN3 audience. Following a 19-point outburst against Cal Poly, and 16 more against UC Santa Barbara, Bertsch now stands fourth on the Big West's all-time scoring list with 2,397 points, standing just 18 points behind Cal State Fullerton's Genia Miller (2,415 from 1987-91) for third.

**MORGAN ON A ROLL:** Hold the mayo. Bertsch has now scored in double figures in her last 66 consecutive contests dating back to last season -- and 116 of 131 games overall in her career. The high-scoring Santa Rosa, Calif., native has not been held to single digits since March 23, 2017, in a WNIT "Sweet 16" match-up against Washington State (six points), and has been held without a point in a game only once in her career -- at Colorado State on March 19, 2017, in the second round of the WNIT.

**"SEASON"-ED SENIOR:** No UC Davis basketball player (men's or women's) has scored more points in a season that Bertsch, who reset her own school single-season points record with 25 points in the Big West Tournament semifinal win over UC Irvine, giving her 705 on the year. The Santa Rosa, Calif., native enters the NCAA Tournament with 729 points -- the nation's fourth-highest point total and most in the Big West since Idaho's Emily Faurholt finished with 737 points in 2003-04, standing just two points behind Long Beach State's Penny Toler (731) in 1988-89 for 10th on the league's single-season list.

**MISS EFFICIENT:** With her 25 points in 25 minutes against UC Irvine in the Big West Tournament semifinals, Bertsch has now scored as many (or more) points as minutes played nine times this season.

**STAYING ACTIVE:** With her 2,397 career points, Bertsch ranks seventh among active players in the NCAA in that category (as of March 17) while also standing fourth in career field goals (955), 10th in career points per game (18.3).

**ATOP THE LEADERBOARD:** Bertsch could become the first Aggie to lead the Big West Confer-

## THE LAST TIME UC DAVIS...

Won in overtime.....	UC Davis 78, at Saint Mary's 71 (OT) -- Dec. 3, 2015
Lost in overtime.....	at CSUN 75, UC Davis 71 (OT) -- Feb. 3, 2018
Played two overtimes.....	at Chico State 65, UC Davis 61 (2OT) -- 1986-87
Played three overtimes.....	Never
Played four overtimes.....	Never
<b>Played a nationally ranked opponent.....</b>	<b>at #7 Stanford (L, 71-43) -- Nov. 7, 2018</b>
Earned a national ranking.....	Never in the Division I era
.....(earned one vote in the Associated Press Top 25 on Feb. 26, 2018)	
<b>Won by 40-or-more points.....</b>	<b>UC Davis 92, Dominican 42 -- Dec. 29, 2018</b>
<b>Won by 30-or-more points.....</b>	<b>UC Davis 82, UC Irvine -- March 15, 2019</b>
<b>Won by 20-or-more points.....</b>	<b>UC Davis 72, Hawai'i 46 -- Feb. 23, 2019</b>
<b>Overcame a double-digit deficit.....</b>	<b>UC Davis 58, Hawai'i (-17) -- March 16, 2018</b>
<b>Lost a double-digit lead.....</b>	<b>Pacific 83, UC Davis 80 (+12) -- Nov. 11, 2018</b>
<b>Led wire-to-wire.....</b>	<b>UC Davis 80, UC Santa Barbara 44 -- March 9, 2019</b>
<b>Scored 50 points in a half.....</b>	<b>63 (1st) at Sacramento State (W, 109-60) -- Dec. 7, 2018</b>
<b>Scored 90 points in a game.....</b>	<b>92 vs. Dominican (W, 92-42) -- Dec. 29, 2018</b>
<b>Scored 100 points in a game.....</b>	<b>109 at Sacramento State (W, 109-60) -- Dec. 7, 2018</b>
Allowed 90 points in a game.....	93 at #15 Oregon State (L, 93-52) -- Dec. 14, 2016
Allowed 100 points in a game.....	102 vs. #1 UConn (L, 102-43) -- Nov. 14, 2014
Both teams score 100 points in a game.....	Never
<b>Scored fewer than 50 points.....</b>	<b>43 at #7 Stanford (L, 71-43) -- Nov. 7, 2018</b>
Scored fewer than 40 points.....	37 at #1 UConn (L, 97-37) -- Dec. 5, 2013
<b>Allowed fewer than 50 points.....</b>	<b>44 vs. UC Santa Barbara (W, 80-44) -- March 9, 2019</b>
<b>Allowed fewer than 40 points.....</b>	<b>39 at Cal State Fullerton (W, 75-39) -- Jan. 26, 2019</b>
Shot 60+ Percent.....	.606 at Sacramento State (W, 110-78) -- Dec. 18, 2016
Opponent Shot 60+ Percent.....	.606 at Sonoma State (L, 87-66) -- Jan. 3, 2003
<b>Shot Less Than 30 Percent.....</b>	<b>.250 at Portland State (L, 65-50) -- Nov. 16, 2018</b>
<b>Opponent Shot Less Than 30 Percent.....</b>	<b>.250 vs. UC Irvine (W, 82-50) -- March 15, 2019</b>
<b>Made 10-or-more three-pointers.....</b>	<b>10 vs. UC Irvine (W, 82-50) -- March 15, 2019</b>
<b>Allowed 10-or-more three-pointers.....</b>	<b>11 at Long Beach State (W, 66-49) -- Feb. 28, 2019</b>
Did not make a three-pointer.....	at Cal State San Bernardino (L, 53-36) -- Feb. 15, 2003
Did not allow a three-pointer.....	vs. Albany (0-4) (L, 80-70) -- Dec. 18, 2015
Seven Aggies in Double Figures.....	at Sacramento State -- Dec. 18, 2016
.....(Bertsch 18, Anderson 16, Nafekh 14, Nagel 13, Song 13, Gianotti 11, Bessolo 11)	
Six Aggies in Double Figures.....	vs. Stanislaus State -- Feb. 18, 2000
.....(Hughes 14, Hurlbut 13, Fok 12, Hanft 12, Coolidge 11, Abeyta 11)	
<b>Five Aggies in Double Figures.....</b>	<b>vs. Nevada -- Dec. 1, 2018</b>
.....(Bertsch 21, Ko. Eaton 14, Konrad 12, Song 11, Hall 10)	
<b>Two Players With 20+ Points.....</b>	<b>at Sacramento State (W, 109-60) -- Dec. 7, 2018</b>
.....(Bertsch 40, Bessolo 21)	
Did not have a double-digit scorer.....	at UC Santa Barbara -- Jan. 12, 2013
<b>Did not allow a double-digit scorer.....</b>	<b>vs. Hawai'i (W, 72-46) -- Feb. 23, 2019</b>
<b>Player Scored 40 Points.....</b>	<b>Morgan Bertsch at Sacramento State (40) -- Dec. 7, 2018</b>
<b>Player Scored 30+ Points.....</b>	<b>Morgan Bertsch vs. UC Riverside (30) -- Feb. 14, 2019</b>
<b>Player Made 5+ Three-Pointers.....</b>	<b>Karley Eaton (5) vs. UC Santa Barbara -- March 9, 2019</b>
Player Had 10+ Assists.....	Kourtney Eaton at Seattle (11) -- Nov. 26, 2017
<b>Player with 10+ Rebounds.....</b>	<b>Morgan Bertsch (10) vs. UC Santa Barbara -- March 9, 2019</b>
Player with 15+ Rebounds.....	Celia Marfione at UC Irvine (15) -- March 5, 2016
Player with 20+ Rebounds.....	Kendall Greene vs. Humboldt State (22) -- March 3, 1995
<b>Two Players with 10+ Rebounds.....</b>	<b>at Sacramento State -- Dec. 7, 2018 (Hall 13, Stobbart 10)</b>
Three Players with 10+ Rebounds.....	vs. Grand Canyon -- Nov. 18, 1994
.....(K. Greene 12, D. Bridges 11, K. Sivesind 10)	
Four players with 10+ rebounds.....	Never
Five players with 10+ rebounds.....	vs. Cal State Los Angeles -- 1977-78
.....(Dolan 13, Martin 13, Fumagalli 11, Zanotto 12, Gebhardt 15)	
<b>Player with 5+ Blocked Shots.....</b>	<b>Morgan Bertsch vs. Pacific (5) -- Nov. 11, 2018</b>
<b>Player with 5+ Steals.....</b>	<b>Morgan Bertsch at CSUN (5) -- Jan. 24, 2019</b>
<b>Player With a Double-Double.....</b>	<b>Morgan Bertsch vs. UCSB (16 pts.-10 reb.) -- March 9, 2018</b>
Two Players Had a Double-Double.....	vs. UC Riverside -- March 11, 2016
.....(Doherty 21p-11r & Marfione 10p-12r)	
Player With a Triple-Double.....	Kari Sivesind vs. Emporia State* (13 pts.-10 reb.-12 asst) -- Dec. 1, 1995

\* The only recorded triple-double in UC Davis history

ence in scoring if her season continues the way it has over the past five months, while her 23.5 ppg average entering the NCAA Tournament would be the highest single-season average for a league leader since Idaho's Emily Faurholt averaged 25.4 ppg in 2003-04.

**SENIOR MOMENT:** Already the highest scoring sophomore (520 points) and junior (702 points) in the history of the program, Bertsch's 25 points at Long Beach State on Feb. 28 officially made her the highest-scoring senior in the history of the school, passing Staci Stevens' 600 points during the 1987-88 campaign. Carol Rische, whom Bertsch passed to become the all-time leading scorer in women's basketball history, is the highest-scoring freshman in the program, scoring 459 points in 1979-80.

**MAKING HER POINT:** Bertsch will finish the 2018-19 season leading UC Davis in scoring for a fourth time in her career, something only one other player has done in the program's history along with former school scoring champ Carol Rische, who accomplished the feat from 1979-83.

**ROOM TO BOARD:** Sophomore Cierra Hall has followed up a stellar freshman season on the glass with an even better one this year, grabbing a career-high 198 rebounds entering the NCAA Tournament -- including 64 on the offensive end. The Big West All-Tournament selection stands tied for fourth on the program's Division I single-season list alongside Pele Gianotti (198 in 2017-18), needing just two more to become only the fourth Division I Aggie to reach 200 for a season, joining Celia Marfone (a record 208 in 2014-15 and 202 in 2015-16) and Alyson Doherty (200 in 2015-16).

**AS-SISTER ACT:** With her five assists in the Big West Tournament championship game, senior psychology major Karley Eaton (101 assists) joined younger sister Kourtney (136) in topping the century mark in assists on the year, becoming the first Aggie duo to surpass the plateau in the category since Kourtney (113) and Dani Nafekh (130) did so in 2015-16.

**START ME UP:** Of her 131 career appearances as an Aggie, Bertsch has missed only six starts -- all coming during her freshman year -- and enters the week having started the team's last 104 consecutive contests dating back to the "Senior Day" game against CSUN in 2015-16. The Santa Rosa, Calif., native is one of only five players in the program's Division I history to start more than 100 games, joining Kasey Riecks (120), Alyson Doherty (113), Celia Marfone (109), and Hana Asano (102), and has tied Pele Gianotti's school record for both games played and consecutive games played.

**GROSS NAMED TOP COACH FOR THIRD STRAIGHT YEAR:** In leading the Aggies to their third consecutive Big West Conference regular season title, Head Coach Jennifer Gross became only the second coach in league history to win three-straight coach of the year awards and the first since UC Santa Barbara's Mark French in 1996-98. She is also only the fourth coach in conference history to win at least three coach of the year awards during their careers in the Big West, joining French (seven), Hawai'i's Vince Goo (three), and UNLV's Jim Bolla (three).

**BERTSCH NAMED PLAYER OF THE YEAR:** Senior biomedical engineering major Morgan Bertsch became the first Aggie to be named the Big West Player of the Year according to a vote of the league's coaches, adding All-Big West first team honors and a spot on the inaugural Big West All-Defensive Team to boot. The all-time leading scorer in UC Davis men's and women's basketball history, Bertsch enters the tournament having scored in double figures in each of her last 64 contests and leading the Big West in scoring at 23.4 points per game, aiming to become the first Aggie to lead the league in scoring. At the other end of the court, the senior has helped lead the conference's stingiest defense this season as one of five players named to the inaugural All-Defensive Team, swatting a team-high 43 blocks to rank fourth in the Big West with 1.5 blocks per game, while pacing the squad with 39 steals and standing 10th in the conference in defensive rebounds at 4.1 rpg.

**AGGIE TRIO NAMED TO HONOR ROLL:** Along with her player of the year award, Bertsch was named to the All-Big West first team along with classmate Kourtney Eaton, while junior Nina Bessolo earned a spot on the

## TEAM & INDIVIDUAL SEASON HIGH'S

### TEAM

Points.....	109 at Sacramento State, 12/7/18
.....	92 vs. Dominican, 12/29/18
Field Goals Made.....	42 at Sacramento State, 12/7/18
.....	34 vs. Dominican, 12/29/18
Field Goal Attempts.....	77 at Sacramento State, 12/7/18
.....	68 at Portland State, 11/16/18
Field Goal Percentage.....	.579 (33-57) vs. Nevada, 12/1/18
.....	.551 (27-49) at Cal State Fullerton, 1/26/19
Three-Pointers Made.....	15 at Cal Poly, 2/9/19
.....	15 vs. Dominican, 12/29/18
Three-Point Attempts.....	40 at Montana, 12/2/18*
Three-Point Percentage.....	.619 (13-21) vs. Hawai'i, 2/23/19
.....	.556 (15-27) vs. Dominican, 12/29/18
Free Throws Made.....	21 at Sacramento State, 12/7/18
.....	20 vs. Cal Poly, 3/6/19
Free Throws Attempted.....	32 vs. Cal Poly, 3/6/19
.....	29 at Sacramento State, 12/7/18
Free Throw Percentage.....	1.000 (16-16) vs. UC Irvine, 1/19/19
.....	1.000 (8-8) at Washington State, 11/18/18
Rebounds.....	67 at Sacramento State, 12/7/18
.....	59 vs. Dominican, 12/29/18
Assists.....	28 vs. Dominican, 12/29/18
.....	23 vs. Southern Utah, 11/23/18
Steals.....	13 at CSUN, 1/24/19
.....	13 at #7 Stanford, 11/7/18
Blocks.....	7 at Cal Poly, 2/9/19
.....	7 vs. UC Irvine, 1/19/19
.....	7 vs. Cal State Fullerton, 1/17/19
Turnovers.....	26 vs. Pacific, 11/11/18
.....	20 at Sacramento State, 12/7/18

### INDIVIDUAL

Points.....	40 by Bertsch at Sacramento State, 12/7/18*
.....	34 by Bertsch at Washington State, 11/18/18
.....	31 by Bertsch at UC Riverside, 1/5/19
.....	31 by Bertsch vs. Pacific, 11/11/18
Field Goals Made.....	16 at Sacramento State, 12/7/18*
.....	14 by Bertsch at Washington State, 11/18/18
Field Goals Attempted.....	28 by Bertsch at Sacramento State, 12/7/18*
.....	28 by Bertsch at Hawai'i, 1/12/19*
Field Goal Pct. (Min. 5 FGM).....	1.000 (5-5) by Karley Eaton vs. UCSB, 3/9/19
.....	.900 (9-10) by Bertsch vs. Dominican, 12/29/18
.....	.833 (5-6) vs. Karley Eaton vs. Hawai'i, 2/23/19
.....	.833 (5-6) by McKeown vs. Dominican, 12/29/18
.....	.833 (5-6) by Song vs. Nevada, 12/1/18
Three-Pointers Made.....	6 by Ko. Eaton vs. CSUN, 2/2/19
Three-Pointers Attempted.....	11 by Bessolo at CSUN, 1/24/19
.....	11 by McKeown at Montana, 12/2/18
.....	11 by McKeown at Portland State, 11/16/18
Three-Point Pct. (Min. 3 3PM).....	1.000 (5-5) by Ka. Eaton vs. UCSB, 3/9/19
.....	1.000 (5-5) by Ka. Eaton vs. Hawai'i, 2/23/19
.....	1.000 (4-4) by Ko. Eaton vs. UC Irvine, 3/15/19
Free Throws Made.....	11 by Bertsch vs. UC Irvine, 1/19/19
Free Throw Attempts.....	13 by Bertsch vs. UC Irvine, 3/15/19
Free Throw Pct. (Min. 3 FTM).....	1.000 (11-11) by Bertsch vs. UC Irvine, 1/19/19*
Rebounds.....	13 by Hall at Sacramento State, 12/7/18
Assists.....	8 by Hall vs. Dominican, 12/29/18
.....	8 by Kourtney Eaton at Washington State, 11/18/18
Steals.....	5 by Bertsch at CSUN, 1/24/19
.....	5 by Karley Eaton vs. Saint Mary's, 12/17/18
Blocks.....	5 by Bertsch vs. Pacific, 11/11/18
Minutes.....	37 by Bertsch at UC Riverside, 1/5/19

\* denotes school single-game record



honorable mention squad. The awards for Eaton and Bessolo mark the first of their careers.

**FIRST!:** With both Bertsch and Kourtney Eaton's inclusion, the Aggies have now had 14 All-Big West first team honorees in the history of the program -- and two on the first team for only the second team in program history (Bertsch and Pele Gianotti were so honored in 2016-17). Bertsch's third first-team award puts her among a select group in UC Davis lore, joining Paige Mintun (2009-11) and Sydnee Fipps (2013-15) as the only three-time first-team honorees in school history -- and one of only 21 in league history.

**IT'S A GIVEN:** Thanks to Bertsch and Kourtney Eaton's All-Big West first team awards, UC Davis has now had at least one first-team honoree in every season since joining the league in 2007-08 -- the only program in the conference to do so in that span.

**THE CHAMP IS HERE (AGAIN):** The Aggies clinched their third consecutive Big West regular season title -- and the program's fourth overall -- claiming the first back-to-back-to-back titles for UC Davis since it ended a run of five California Collegiate Athletic Association crowns from 1995-99, and the 16th overall regular season conference title dating back to 1978. The Aggies' third title also makes UC Davis the first program to "three-peat" since UC Santa Barbara won 10 consecutive crowns from 1996-2005.

**BE QUICK, BUT DON'T HURRY:** UC Davis reached 20 wins in 26 games, tied for the second-fastest to 20 victories in school history, matching the 2016-17 squad. Last season, the Aggies did so in only 24 games to set the program's Division I record, while the all-time record was just 22 games set in 1991-92 and matched by the 1995-96, 1996-97, and 1998-99, teams.

**SMOTHERED:** One of the nation's best defenses showcased its ability to shut down an opponent en route to the Big West Tournament title, limiting UC Irvine to just 25 percent from the floor in the semifinals before holding Hawai'i to 31 percent -- including just one field goal in the decisive third quarter. The Aggies have held opponents to under 30 percent shooting nine times this season -- the most in the program's Division I history -- including a low of .217 (13-for-60) at UC Irvine on March 2.

**I'LL TAKE THE UNDER:** The UC Davis defense has limited 15 of its last 16 opponents to fewer than 60 points -- including 50 against both UC Irvine and Hawai'i during last week's Big West Tournament -- with the only hiccup coming when the Mustangs eked out 61 points on Feb. 9. Still an impressive feat, the Aggies are allowing just 50.1 ppg during their 16-game winning streak, while averaging 72.8 ppg of their own.

**DE-FENSE (CLAP, CLAP):** UC Davis enters the week as one of the nation's stingiest defenses, ranking No. 19 in scoring defense (56.3 ppg), No. 4 in field goal percentage defense (.333) and No. 9 in three-point defense (.267), holding opponents to under 30 percent shooting nine times this year. Standing as the Big West's best in all three categories as well, the Aggies could end the year leading the league in scoring defense for the third straight year -- and the fifth time overall -- as the 56.3 ppg would be the lowest by a Big West school since UC Santa Barbara's 52.9 ppg in 2012-13.

**NO SUCH THING AS A FREE LUNCH:** But there are such things as free points... from the free throw line, if you will. With 175 makes at the line, Bertsch is now the school's all-time single-season leader in the category, breaking Sarah Allen's mark of 172 free throws made in 2002-03. Meanwhile, her 212 attempts are second behind only Allen, who attempted 236 free throws in 2002-03.

**THE RIGHT COMBINATION:** The starting lineup of seniors Kourtney and Karley Eaton, junior Sophia Song, sophomore Cierra Hall, and senior Morgan Bertsch, has proved to be the right combination for Head Coach Jennifer Gross, as that quintet has been the most successful of seven different starting lineups for the Aggies this season, posting a perfect 12-0 record.

**WHAT A DIFFERENCE A POINT MAKES:** UC Davis is 24-2 this season when it scores 60-or-more points, but is 1-4 when scoring 59 points or

## #DBGHCS

If you've ever wondered how the Aggies are so good at beating the buzzer, the answer is very simple. Practice. In what has become a day before the game tradition, the Aggies -- both players and coaches -- launch half-court heaves at the end of their final practice prior to gameday... celebrating often (43 times, in fact) in what has been dubbed "Day Before Game Half Court Shots" -- or as our fans on Twitter have come to know them, #DBGHCS. The number of makes from players (and coaches) are below...

Cierra Hall	5	Makaila Sanders	2	Nina Bessolo	2
Brittany Nguyen	4	Mackenzie Trpcic	2	Matt Klemm	2
Karley Eaton	3	Jennifer Gross	2	Kaitlyn Hsu	1
Cierra McKeown	3	Kayla Konrad	2	Emma Gibb	1
Kourtney Eaton	2	Joe Teramoto	2	Morgan Bertsch	1

fewer, earning its first victory in the latter with its 58-50 win over Hawai'i in the Big West Tournament championship game.

**IN THE MARGINS:** Twenty-one of the team's 25 wins this season have come via double-digit margins (including 13 of those by 20 points or more and six more of 30 points or more), while four of the team's six defeats have come by seven points or fewer this season.

**WORKING BEYOND THE ARC:** UC Davis has made a three-pointer in 495 consecutive games dating back to Feb. 15, 2003, at Cal State San Bernardino. Since then, UC Davis has hit .349 from beyond the arc (3,386-for-9,693).

**NO, THANKS, I'LL PASS:** With her five assists against UC Santa Barbara, senior psychology major Kourtney Eaton moved past CSUN's Ashlee Guay for seventh on the Big West Conference's career list with 545 and setting her sights on Long Beach State's Dana Wilkerson in sixth place, who put up 551 career assists from 1988-91, while UNLV's Gwynn Hobbs stands fifth with 592 from 1991-95.

**WON'T YOU PLEASE, PLEASE HELP ME?:** Kourtney Eaton's 136 assists this season have catapulted the senior past three former Aggie greats and into fifth place on the school's single-season list, one the Longview, Wash., native is already very familiar with. Kourtney already ranks second on that same list with 154 assists in 2017-18, and third with 142 in 2016-17, while Sara Lillevand holds the all-time season record with 159 assists in 1990-91.

**SATURDAY NIGHT'S ALRIGHT FOR WINNING:** The Aggies have played more games on Saturday than any other day this season and that has proved to be a good thing, improving to 12-1 on that day of the week following its tournament championship win over Hawai'i last week. Should UC Davis pull off the upset on Saturday, the Aggies will face either Auburn or BYU on Monday -- a day that they have played on only once this year, stunning Saint Mary's at the buzzer in a 76-74 victory.

**BLOCK YOU VERY MUCH:** With eight blocks during the final week of the regular season, this year's Aggies became only the fifth team in the program's Division I history to reach the century mark in that category and ranks fourth overall with 110. It marks the fourth consecutive season that a UC Davis squad has blocked 100-or-more shots following on the heels of the 2015-16 (3rd on the school Division I single-season list with 125), 2016-17 (2nd with 129), and 2017-18 (1st with 145) teams.

**WONDER TWIN POWERS, ACTIVATE!:** They wear numbers "two" and "three" on their jerseys, but the duo of Kourtney and Karley Eaton will enter the NCAA Tournament ranked "one" and "two" in the league in three-point percentage, shooting .463 and .440 on the year, respectively. They are two of a group of four Aggies who rank among the top 10 in three-point percentage, joined by teammates Sophia Song, who is sixth at .374, and Nina Bessolo, who is eighth at .348 on the season.

**A LOT FOR US, LITTLE FOR YOU:** Senior psychology major Karley Eaton has been stingy with the ball... when it comes to the opposition. Karley has dished out a career-high 101 assists against only 25 turnovers, leading the Big West and ranking No. 2 in the nation in assist-to-turnover ratio at 4.04

entering the week. Overall, UC Davis leads the Big West -- and ranks No. 26 in the nation -- in assist-to-turnover ratio at 1.20 as a squad.

**THE 600 CLUB:** Bertsch is just the fifth player in the program's Division I history to reach the 600-rebound plateau, joining Alyson Doherty (708), Celia Marfone (682), Pele Gianotti (616), and Paige Mintun (606), and became only the fifth player in that same span to score 1,000 points and grab 500 rebounds in a career along with Doherty, Gianotti, Mintun, and Sydnee Fipps. All told, Bertsch stands eighth on the all-time list with 678, standing two back of Kendall Greene (1992-96) for seventh, four back of Marfone for sixth, and 20 behind Lisa Jo Kellogg (1988-91) for fifth.

**SHOTS, SHOTS, SHOTS, SHOTS, SHOTS:** Limited to just under 39 percent shooting from the floor in its Big West championship victory, UC Davis was held to under 40 percent shooting in a game for the first time in its last 13 games since shooting just .373 in a win at CSUN back on Jan. 24, but have hit the 40 percent plateau 25 times in its 31 contests this year. During its recent 16-game winning streak, the Aggies are shooting just over 46 percent (407-for-878) overall, including 41 percent (141-for-343) from three.

**SHE CAN SHOOT FROM THERE TOO:** As if the Aggies needed another sharpshooter, Bertsch can hit from beyond the arc as well, making 22-of-44 (.500) from distance and 13-of-24 (.542) in Big West play. Lofty numbers when you take into account the Santa Rosa, Calif., native was just 4-for-11 in her previous three seasons **COMBINED** from three-point range.

**WHAT'S A FEW MORE FEET?:** UC Davis enters the week pacing the Big West in three-point percentage (.368), three pointers made (256), and three-pointers per game (8.3), while standing among the top 50 teams in the nation in percentage (21st), three's made (39th), and three-pointers per game (33rd).

**POURING IT ON:** The Aggies have hit double figures from beyond the arc 13 times this season, including a season high of 15 in wins over Dominican (Dec. 29) and Cal Poly (Feb. 9). The 256 three-pointers made this season rank second in a single season in the program's Division I history, just off the pace of last year's Division I school record of 289.

#### RECYCLED NOTES...

**WHEN YOU'RE HERE, YOU'RE FAMILY:** Head Coach Jennifer Gross has steadily built a winner at UC Davis during her time at the helm, thanks, in part, to a supporting cast of assistants that make up one of the longest-tenured coaching staffs in the country. Entering its eighth season together, Gross, associate head coaches Joe Teramoto and Des Abeyta, and assistant coach Matt Klemin, are tied with Oklahoma for the longest-tenured coaching staff in the country and one of only six (along with Notre Dame, Texas A&M, Tulane, and Iowa State) that have been together for at least seven seasons.

**SO... HOW 'BOUT THOSE AGGIES?:** UC Davis returns two starters and eight letter winners overall off of last season's squad that finished 28-7 overall (the second-most wins in a single season in the program's history), 14-2 in Big West play (for the second straight season), and advanced to the "Elite Eight" of the Women's National Invitation Tournament with wins over Idaho, Wyoming, and Kansas State, before falling to eventual tournament champion Indiana in the quarterfinals... Three-time All-Big West selection -- Morgan Bertsch leads the way offensively after setting six single-season school record, averaging 20.1 points per game, and shooting 56 percent from the floor last season. Meanwhile, senior psychology major Kourtney Eaton returns to run the offense in the backcourt, coming off a season that saw her set a program Division I single season record for assists with 154 (which also ranks second on the all-time single-season list), and ranked among the top 100 players in the nation in assists per game (No. 83), assist-to-turnover ratio (No. 40), and overall assists (No. 62).

**AGGIES EARN SPLIT IN PRESEASON POLLS:** UC Davis was picked to claim its third consecutive league crown in a media vote, and finish a close second by the conference's head coaches, according to preseason polls released by the Big West on Oct. 24. The Aggies received 12 of a possible

20 first-place votes in the media poll and 171 points to shade second-place CSUN for the top spot, as the Matadors picked up eight first-place nods and 166 points. In the coaches poll, CSUN received six of nine first-place votes and 77 points -- just two ahead of UC Davis, which picked up the remaining three first-place votes and 75 points.

**PRESEASON LOVE FOR BERTSCH:** Senior Morgan Bertsch was one of six players unanimously selected to both the media and coaches' preseason All-Big West squad -- picking up the honor for the third consecutive season. A three-time All-Big West selection -- including first-team honors in each of the last two years -- Bertsch joins CSUN's Channon Fluker and Serafina Maulupe, Cal State Fullerton's Daeja Smith, UC Irvine's Jordan Sanders, and Long Beach State's Shanajah Davison.

**TRANSFER ORDERS:** Although she has to sit out this season due to NCAA transfer rules, junior biochemistry and molecular biology major Mackenzie Trpcic becomes the seventh player to transfer into the program from another Division I school in UC Davis' Division I history, following in the footsteps of junior nutrition science major Katie Toole, who sat out after joining the Aggies from Utah State. In addition, junior human development major Cierra McKeown is officially the first junior college transfer in the program's Division I history and the first since Tatiana Armstrong joined UC Davis from the College of San Mateo in 2006-07.

**OH, CANADA!:** Now officially in the mix after taking a redshirt year, freshman Sage Stobbert (North Vancouver, B.C.) joins Canadian country mate Mackenzie Trpcic (Hamilton, Ontario) on the Aggies' roster -- only the third and fourth international players to suit up for UC Davis in the program's Division I history. The duo joins graduated Dani Nafekh (Oakville, Ontario), who is currently attending law school at Pepperdine, and Idit Oryon, a native of Israel and letter winner from 2011-14, as international Aggies.















**OUT OF STATE SUCCESS:** Not counting international players, UC Davis features five players from outside of California -- tied for the most in the program's Division I history with the 2016-17 and 2017-18 squads. In addition to Washington natives Karley and Kourtney Eaton (Longview) and Cierra McKeown (Touchet), Oregonian Emma Gibb (McMinnville) is joined by the Aggies' first-ever Utah native in Katie Toole (Farmington).

**WINNING IN THE WEST:** One of the most successful programs on the West Coast over the last three seasons, UC Davis has posted a 72-28 (.720) record over the last three seasons, tying them with Gonzaga for the fifth-most in that span behind only Oregon State (86), Stanford (84), Colorado State (77), and UCLA (75), while the team's 53 victories in the last two years are tied with the Bulldogs and trail only the Beavers (57) in that time frame. Among their Big West sistren, the Aggies' 72 wins are 17 better than second-place Long Beach State (55) in the last three seasons, while the 53 wins in the last two years are 16 better than CSUN (37).

**BY THE NUMBERS:** After losing four key contributors off last season's squad means there is plenty of room for new faces to step up and power the Aggies' attack. UC Davis, statistically, returns just over half of its offense from the 2017-18 campaign: 54 percent of its points (1,354), 57 percent of its rebounds (691), 53 percent of its assists (321), 55 percent of its field goals made (521), 37 percent of its three-pointers (106), and 60 percent of its makes from the line (206). What does it all mean? We don't know, but numbers are fun.

**PUTTING THE "W" IN WNIT:** Last year's run into the "Elite Eight" of the WNIT was the furthest that the program has advanced in the postseason in its Division I history and the furthest any Big West school has advanced under the tournament's current format. Prior to last season, only the 2016-17 UC Davis squad, Long Beach State in 2000, and former league member Pacific in 2013, had reached the "Sweet 16." In addition, the Aggies' five WNIT wins are the most of any Big West school.



1 G		<b>BRITTANY NGUYEN</b> 5-4 • Redshirt Sophomore Elk Grove, Calif. (Pleasant Grove HS '16) Computer Engineering	YEAR	GP-S	MIN	PPG	RPG	APG	FG%	3P%	FT%
			2016-17								
			2017-18								
			2018-19	11-0	2.0	0.5	0.2	0.18	.222	.125	.000
			<b>Career</b>	<b>11-0</b>	<b>2.0</b>	<b>0.5</b>	<b>0.2</b>	<b>0.18</b>	<b>.222</b>	<b>.125</b>	<b>.000</b>
2 G		<b>KOURTNEY EATON</b> 5-9 • Senior Longview, Wash. (Mark Morris HS '15) Psychology	YEAR	GP-S	MIN	PPG	RPG	APG	FG%	3P%	FT%
			2015-16	32-11	21.0	5.2	2.2	3.53	.379	.325	.800
			2016-17	32-31	31.2	6.8	3.9	4.44	.353	.297	.781
			2017-18	34-30	24.8	4.2	2.8	4.53	.352	.356	.957
			2018-19	30-30	30.0	7.9	2.8	4.53	.478	.459	.824
			<b>Career</b>	<b>128-102</b>	<b>26.6</b>	<b>6.0</b>	<b>2.9</b>	<b>4.26</b>	<b>.389</b>	<b>.362</b>	<b>.835</b>
3 G		<b>KARLEY EATON</b> 5-9 • Senior Longview, Wash. (Mark Morris HS '15) Psychology	YEAR	GP-S	MIN	PPG	RPG	APG	FG%	3P%	FT%
			2015-16	30-0	9.6	2.0	1.2	0.93	.412	.378	.400
			2016-17	33-3	14.0	1.4	1.8	1.45	.352	.185	.444
			2017-18	34-1	10.9	1.5	1.3	1.62	.333	.324	.643
			2018-19	31-23	24.5	5.0	2.8	3.26	.434	.440	.615
			<b>Career</b>	<b>128-27</b>	<b>14.7</b>	<b>2.4</b>	<b>1.8</b>	<b>1.81</b>	<b>.395</b>	<b>.370</b>	<b>.559</b>
5 F		<b>NINA BESSOLO</b> 5-11 • Junior Hayward, Calif. (Castro Valley HS '16) Communication	YEAR	GP-S	MIN	PPG	RPG	APG	FG%	3P%	FT%
			2016-17	32-0	10.2	4.3	2.5	0.31	.385	.319	.593
			2017-18	35-0	13.5	5.7	2.5	0.51	.456	.409	.771
			2018-19	31-14	20.1	8.9	3.8	0.52	.405	.348	.708
			<b>Career</b>	<b>98-14</b>	<b>14.5</b>	<b>6.3</b>	<b>2.9</b>	<b>0.45</b>	<b>.415</b>	<b>.360</b>	<b>.700</b>
10 G		<b>CIERRA McKEOWN</b> 5-9 • Junior Touchet, Wash. (Touchet HS '16/Walla Walla CC) Human Development	YEAR	GP-S	MIN	PPG	RPG	APG	FG%	3P%	FT%
			2018-19	29-0	11.7	4.3	1.3	0.62	.353	.323	.917
			<b>Career</b>	<b>29-0</b>	<b>11.7</b>	<b>4.3</b>	<b>1.3</b>	<b>0.62</b>	<b>.353</b>	<b>.323</b>	<b>.917</b>
11 P		<b>SAGE STOBART</b> 6-3 • Redshirt Freshman North Vancouver, B.C. (Seycove Secondary HS '17) Undeclared - Exploratory Program	YEAR	GP-S	MIN	PPG	RPG	APG	FG%	3P%	FT%
			2017-18								
			2018-19	31-0	12.8	3.0	4.1	0.58	.383	.211	.381
			<b>Career</b>	<b>31-0</b>	<b>12.8</b>	<b>3.0</b>	<b>4.1</b>	<b>0.58</b>	<b>.383</b>	<b>.211</b>	<b>.381</b>
13 G		<b>KATIE TOOLE</b> 5-10 • Redshirt Junior Farmington, Utah (Viewmont HS '15/Utah State) Nutrition Science	YEAR	GP-S	MIN	PPG	RPG	APG	FG%	3P%	FT%
			2017-18								
			2018-19	22-0	8.3	2.3	1.3	0.41	.607	1.000	.833
			<b>Career</b>	<b>22-0</b>	<b>8.3</b>	<b>2.3</b>	<b>1.3</b>	<b>0.41</b>	<b>.607</b>	<b>1.000</b>	<b>.833</b>
14 P		<b>EMMA GIBB</b> 6-2 • Redshirt Sophomore McMinnville, Ore. (Western Mennonite School '16) Human Development	YEAR	GP-S	MIN	PPG	RPG	APG	FG%	3P%	FT%
			2016-17								
			2017-18	7-0	3.1	1.1	1.0	0.14	.600	.000	.500
			2018-19	14-0	3.1	1.1	1.2	0.38	.438	.000	1.000
			<b>Career</b>	<b>21-0</b>	<b>3.1</b>	<b>1.1</b>	<b>1.1</b>	<b>0.29</b>	<b>.476</b>	<b>.000</b>	<b>.667</b>
15 G		<b>KAITLYN HSU</b> 5-6 • Sophomore Irvine, Calif. (Northwood HS '16) Global Disease Biology	YEAR	GP-S	MIN	PPG	RPG	APG	FG%	3P%	FT%
			2016-17	12-0	2.5	0.6	0.1	0.0	.167	.167	1.000
			2017-18	15-0	2.3	0.7	0.1	0.07	.556	1.000	.000
			2018-19	13-0	3.2	0.6	0.2	0.15	.800	.000	.000
			<b>Career</b>	<b>40-0</b>	<b>2.7</b>	<b>0.7</b>	<b>0.2</b>	<b>0.08</b>	<b>.423</b>	<b>.286</b>	<b>1.000</b>
20 G		<b>MAKAILA SANDERS</b> 5-9 • Freshman Sacramento, Calif. (Foothill HS '18) Undeclared - Life Sciences	YEAR	GP-S	MIN	PPG	RPG	APG	FG%	3P%	FT%
			2018-19	13-0	3.2	1.0	0.8	0.15	.417	.500	.333
			<b>Career</b>	<b>13-0</b>	<b>3.2</b>	<b>1.0</b>	<b>0.8</b>	<b>0.15</b>	<b>.417</b>	<b>.500</b>	<b>.333</b>
21 G		<b>SOPHIA SONG</b> 5-11 • Junior Monterey Park, Calif. (Mark Keppel HS '16) Biological Sciences	YEAR	GP-S	MIN	PPG	RPG	APG	FG%	3P%	FT%
			2016-17	30-0	12.2	3.4	1.7	0.73	.337	.367	.773
			2017-18	29-0	7.4	1.5	0.7	0.28	.500	.435	.500
			2018-19	31-16	20.5	5.8	2.3	0.84	.435	.374	.714
			<b>Career</b>	<b>90-16</b>	<b>13.5</b>	<b>3.6</b>	<b>1.6</b>	<b>0.62</b>	<b>.408</b>	<b>.379</b>	<b>.729</b>
22 F		<b>MORGAN BERTSCH</b> 6-4 • Redshirt Senior Santa Rosa, Calif. (Santa Rosa HS '14) Biomedical Engineering	YEAR	GP-S	MIN	PPG	RPG	APG	FG%	3P%	FT%
			2014-15								
			2015-16	32-26	24.8	13.9	5.0	1.03	.582	.000	.672
			2016-17	33-33	25.9	15.8	5.2	1.67	.505	.500	.724
			2017-18	35-35	26.3	20.1	4.5	1.51	.560	.429	.781
			2018-19	31-31	27.6	23.5	6.1	1.84	.503	.500	.825
			<b>Career</b>	<b>131-125</b>	<b>26.1</b>	<b>18.3</b>	<b>5.2</b>	<b>1.51</b>	<b>.534</b>	<b>.473</b>	<b>.758</b>
23 F		<b>KAYLA KONRAD</b> 6-0 • Redshirt Freshman Valencia, Calif. (Valencia HS '17) Biological Sciences	YEAR	GP-S	MIN	PPG	RPG	APG	FG%	3P%	FT%
			2017-18								
			2018-19	31-10	19.0	3.9	4.4	1.35	.403	.182	.472
			<b>Career</b>	<b>31-10</b>	<b>19.0</b>	<b>3.9</b>	<b>4.4</b>	<b>1.35</b>	<b>.403</b>	<b>.182</b>	<b>.472</b>
32 F		<b>CIERRA HALL</b> 6-0 • Sophomore Cypress, Calif. (Fairmont Prep Academy '17) Cell Biology	YEAR	GP-S	MIN	PPG	RPG	APG	FG%	3P%	FT%
			2017-18	34-0	18.8	5.8	4.5	0.91	.408	.375	.615
			2018-19	31-31	24.9	6.9	6.4	2.06	.433	.163	.667
			<b>Career</b>	<b>65-31</b>	<b>21.7</b>	<b>6.3</b>	<b>5.4</b>	<b>1.46</b>	<b>.422</b>	<b>.253</b>	<b>.638</b>

## #1 BRITTANY NGUYEN

Career Highs	Category	Season Highs
5 vs. Southern Utah (11/23/18)	<b>PTS</b>	5 vs. Southern Utah (11/23/18)
1 (2x), last vs. Dominican (12/29/18)	<b>REB</b>	1 (2x), last vs. Dominican (12/29/18)
1 (2x), last vs. Nevada (12/1/18)	<b>AST</b>	1 (2x), last vs. Nevada (12/1/18)
0	<b>BLK</b>	0
0	<b>STL</b>	0
2 vs. Southern Utah (11/23/18)	<b>FGM</b>	2 vs. Southern Utah (11/23/18)
1 vs. Southern Utah (11/23/18)	<b>3PM</b>	1 vs. Southern Utah (11/23/18)
0	<b>FTM</b>	0
6 vs. Southern Utah (11/23/18)	<b>MIN</b>	6 vs. Southern Utah (11/23/18)

## #3 KARLEY EATON

Career Highs	Category	Season Highs
16 vs. Hawai'i (2/23/19)	<b>PTS</b>	16 vs. Hawai'i (2/23/19)
7 at UC Irvine (3/2/19)	<b>REB</b>	7 at UC Irvine (3/2/19)
7 (2x), last at CSUN (1/24/19)	<b>AST</b>	7 at CSUN (1/24/19)
1 (9x), last vs. Hawai'i (3/16/19)	<b>BLK</b>	1 (4x), last vs. Hawai'i (3/16/19)
5 vs. Saint Mary's (12/17/18)	<b>STL</b>	5 vs. Saint Mary's (12/17/18)
5 (2x), last vs. UCSB (3/9/19)	<b>FGM</b>	5 (2x), last vs. UCSB (3/9/19)
5 (2x), last vs. UCSB (3/9/19)	<b>3PM</b>	5 (2x), last vs. UCSB (3/9/19)
3 vs. Pacific (11/11/18)	<b>FTM</b>	3 vs. Pacific (11/11/18)
33 vs. CSUN (2/2/19)	<b>MIN</b>	33 vs. CSUN (2/2/19)

## #10 CIERRA McKEOWN

Career Highs	Category	Season Highs
17 vs. Dominican (12/29/18)	<b>PTS</b>	17 vs. Dominican (12/29/18)
5 (2x), last vs. Dominican (12/29/18)	<b>REB</b>	5 (2x), last vs. Dominican (12/29/18)
3 at Sacramento State (12/7/18)	<b>AST</b>	3 at Sacramento State (12/7/18)
1 (3x), last vs. UC Irvine (1/19/19)	<b>BLK</b>	1 (3x), last vs. UC Irvine (1/19/19)
3 at Stanford (11/7/18)	<b>STL</b>	3 at Stanford (11/7/18)
5 vs. Dominican (12/29/18)	<b>FGM</b>	5 vs. Dominican (12/29/18)
5 vs. Dominican (12/29/18)	<b>3PM</b>	5 vs. Dominican (12/29/18)
2 (5x), last vs. UC Riverside (2/14/19)	<b>FTM</b>	2 (5x), last vs. UC Riverside (2/14/19)
24 at Montana (12/2/18)	<b>MIN</b>	24 at Montana (12/2/18)

## #13 KATIE TOOLE

Career Highs (UC Davis)	Category	Season Highs
10 vs. Cal Poly (3/6/19)	<b>PTS</b>	10 vs. Cal Poly (3/6/19)
4 vs. UC Irvine (1/19/19)	<b>REB</b>	4 vs. UC Irvine (1/19/19)
2 (3x), last at UC Santa Barbara (2/7/19)	<b>AST</b>	2 (3x), last at UC Santa Barbara (2/7/19)
1 (2x), last vs. Dominican (12/29/18)	<b>BLK</b>	1 (2x), last vs. Dominican (12/29/18)
1 (2x), last vs. UC Irvine (1/19/19)	<b>STL</b>	1 (2x), last vs. UC Irvine (1/19/19)
4 vs. Cal Poly (3/6/19)	<b>FGM</b>	4 vs. Cal Poly (3/6/19)
1 at Fullerton (1/26/19)	<b>3PM</b>	1 at Fullerton (1/26/19)
4 at Cal Poly (2/9/19)	<b>FTM</b>	4 at Cal Poly (2/9/19)
20 vs. Dominican (12/29/18)	<b>MIN</b>	20 vs. Dominican (12/29/18)

## #15 KAITLYN HSU

Career	Category	Season Highs
4 vs. UC Irvine (3/15/19)	<b>PTS</b>	4 vs. UC Irvine (3/15/19)
2 at UC Santa Barbara (2/7/19)	<b>REB</b>	2 at UC Santa Barbara (2/7/19)
1 (4x), last vs. Hawai'i (2/23/19)	<b>AST</b>	1 (2x), last vs. Hawai'i (2/23/19)
1 at UC Santa Barbara (2/7/19)	<b>BLK</b>	1 at UC Santa Barbara (2/7/19)
2 vs. CSUN (2/10/18)	<b>STL</b>	1 vs. Dominican (12/29/18)
2 vs. UC Irvine (3/15/19)	<b>FGM</b>	2 vs. UC Irvine (3/15/19)
1 (2x), last at So. Utah (11/24/17)	<b>3PM</b>	0
2 at Hawai'i (2/16/17)	<b>FTM</b>	0
11 vs. Dominican (12/29/18)	<b>PTS</b>	11 vs. Dominican (12/29/18)

## #2 KOURTNEY EATON

Career Highs	Category	Season Highs
19 vs. CSUN (2/2/19)	<b>PTS</b>	19 vs. CSUN (2/2/19)
9 (2x), last at LBSU (2/1/18)	<b>REB</b>	6 (2x), last at UC Irvine (3/2/19)
11 at Seattle (11/26/17)	<b>AST</b>	8 at Washington St. (11/18/18)
2 (2x), last at UC Santa Barbara (2/7/19)	<b>BLK</b>	2 at UC Santa Barbara (2/7/19)
5 (2x), last at Cal Poly (2/2/17)	<b>STL</b>	4 (2x), last at UC Irvine (3/2/19)
6 (3x), last vs. UC Irvine (3/15/19)	<b>FGM</b>	6 (3x), last vs. UC Irvine (3/15/19)
6 vs. CSUN (2/2/19)	<b>3PM</b>	6 vs. CSUN (2/2/19)
6 at Pacific (11/21/16)	<b>FTM</b>	3 (2x), last vs. Hawai'i (3/16/19)
39 (2x), last at Wash. State (3/23/17)	<b>MIN</b>	35 (3x), last at UC Irvine (3/2/19)

## #5 NINA BESSOLO

Career	Category	Season Highs
21 at Sacramento State (12/7/18)	<b>PTS</b>	21 at Sacramento State (12/7/18)
9 vs. Dominican (12/29/18)	<b>REB</b>	9 vs. Dominican (12/29/18)
3 (3x), last vs. Yale (12/28/17)	<b>AST</b>	2 (3x), last at Fullerton (1/26/19)
3 vs. Cal State Fullerton (1/17/19)	<b>BLK</b>	3 vs. Cal State Fullerton (1/17/19)
3 (5x), last vs. Cal Poly (3/6/19)	<b>STL</b>	3 (3x), last vs. Cal Poly (3/6/19)
7 at Sacramento State (12/7/18)	<b>FGM</b>	7 at Sacramento State (12/7/18)
4 (7x), last at Cal Poly (2/9/19)	<b>3PM</b>	4 (6x), last at Cal Poly (2/9/19)
6 at Sacramento State (12/7/18)	<b>FTM</b>	6 at Sacramento State (12/7/18)
34 at CSUN (1/24/19)	<b>MIN</b>	34 at CSUN (1/24/19)

## #11 SAGE STOBART

Career Highs	Category	Season Highs
12 at Sacramento State (12/7/18)	<b>PTS</b>	12 at Sacramento State (12/7/18)
10 (2x), last at Sac State (12/7/18)	<b>REB</b>	10 (2x), last at Sac State (12/7/18)
3 at San Francisco (12/15/18)	<b>AST</b>	3 at San Francisco (12/15/18)
2 (4x), last vs. UCSB (3/9/19)	<b>BLK</b>	2 (4x), last vs. UCSB (3/9/19)
2 at Sacramento State (12/7/18)	<b>STL</b>	2 at Sacramento State (12/7/18)
6 at Sacramento State (12/7/18)	<b>FGM</b>	6 at Sacramento State (12/7/18)
1 (4x), last vs. UC Irvine (3/15/19)	<b>3PM</b>	1 (4x), last vs. UC Irvine (3/15/19)
4 vs. Seattle (12/9/18)	<b>FTM</b>	4 vs. Seattle (12/9/18)
21 at CSUN (1/24/19)	<b>MIN</b>	21 at CSUN (1/24/19)

## #14 EMMA GIBB

Career Highs	Category	Season Highs
6 vs. Dominican (12/29/18)	<b>PTS</b>	6 vs. Dominican (12/29/18)
6 vs. Southern Utah (11/23/18)	<b>REB</b>	6 vs. Southern Utah (11/23/18)
2 vs. Dominican (12/29/18)	<b>AST</b>	2 vs. Dominican (12/29/18)
1 (4x), last vs. UC Irvine (3/15/19)	<b>BLK</b>	1 (3x), last vs. UC Irvine (3/15/19)
1 (4x), last vs. UCSB (3/9/19)	<b>STL</b>	1 (3x), last vs. UCSB (3/9/19)
3 vs. Dominican (12/29/18)	<b>FGM</b>	3 vs. Dominican (12/29/18)
0	<b>3PM</b>	0
2 (2x), last at Fullerton (1/26/19)	<b>FTM</b>	2 at Fullerton (1/26/19)
8 at Southern Utah (11/24/17)	<b>MIN</b>	7 vs. Dominican (12/29/18)

## #20 MAKAILA SANDERS

Career Highs	Category	Season Highs
3 (3x), last vs. Cal Poly (3/6/19)	<b>PTS</b>	3 (3x), last vs. Cal Poly (3/6/19)
4 vs. Cal Poly (3/6/19)	<b>REB</b>	4 vs. Cal Poly (3/6/19)
1 (2x), last vs. Cal Poly (3/6/19)	<b>AST</b>	1 (2x), last vs. Cal Poly (3/6/19)
1 vs. Dominican (12/29/18)	<b>BLK</b>	1 vs. Dominican (12/29/18)
1 vs. UC Irvine (1/19/19)	<b>STL</b>	1 vs. UC Irvine (1/19/19)
1 (5x), last vs. UCSB (3/9/19)	<b>FGM</b>	1 (5x), last vs. UCSB (3/9/19)
1 (2x), last vs. CS Fullerton (1/17/19)	<b>3PM</b>	1 (2x), last vs. CS Fullerton (1/17/19)
1 vs. Cal Poly (3/6/19)	<b>FTM</b>	1 vs. Cal Poly (3/6/19)
8 (2x), last vs. Cal Poly (3/6/19)	<b>MIN</b>	8 (2x), last vs. Cal Poly (3/6/19)

## #21 SOPHIA SONG

Career Highs	Category	Season Highs
15 at San Francisco (12/15/18)	<b>PTS</b>	15 at San Francisco (12/15/18)
6 at Fullerton (1/26/19)	<b>REB</b>	6 at Fullerton (1/26/19)
4 at Southern Utah (1/24/17)	<b>AST</b>	3 vs. CSUN (2/2/19)
1 (4x), last vs. UC Irvine (3/15/19)	<b>BLK</b>	1 (4x), last vs. UC Irvine (3/15/19)
2 (4x), last at Cal Poly (2/9/19)	<b>STL</b>	2 (3x), last at Cal Poly (2/9/19)
5 (2x), last at San Francisco (12/15/18)	<b>FGM</b>	5 (2x), last at San Francisco (12/15/18)
5 at San Francisco (12/15/18)	<b>3PM</b>	5 at San Francisco (12/15/18)
4 (2x), last at UC Riverside (3/2/17)	<b>FTM</b>	3 (2x), last vs. Hawai'i (3/16/19)
34 vs. Hawai'i (3/16/19)	<b>MIN</b>	34 vs. Hawai'i (3/16/19)

## #23 KAYLA KONRAD

Career Highs	Category	Season Highs
12 (2x), last vs. Nevada (12/1/18)	<b>PTS</b>	12 (2x), last vs. Nevada (12/1/18)
11 vs. Dominican (12/29/18)	<b>REB</b>	11 vs. Dominican (12/29/18)
5 at Sacramento State (12/7/18)	<b>AST</b>	5 at Sacramento State (12/7/18)
2 vs. UC Irvine (1/19/19)	<b>BLK</b>	2 vs. UC Irvine (1/19/19)
2 (2x), last vs. Southern Utah (11/23/18)	<b>STL</b>	2 (2x), last vs. Southern Utah (11/23/18)
5 (2x), last vs. Nevada (12/1/18)	<b>FGM</b>	5 (2x), last vs. Nevada (12/1/18)
2 at Washington St. (11/18/18)	<b>3PM</b>	2 at Washington St. (11/18/18)
4 vs. Long Beach State (1/31/19)	<b>FTM</b>	4 vs. Long Beach State (1/31/19)
32 at Washington St. (11/18/18)	<b>MIN</b>	32 at Washington St. (11/18/18)

## #22 MORGAN BERTSCH

Career Highs	Category	Season Highs
40 at Sacramento State (12/7/18)	<b>PTS</b>	40 at Sacramento State (12/7/18)
11 vs. Florida A&M (12/20/15)	<b>REB</b>	10 vs. UC Santa Barbara (3/9/19)
5 (6x), last vs. UC Irvine (1/19/19)	<b>AST</b>	5 vs. UC Irvine (1/19/19)
6 (2x), last vs. Cal Poly (2/7/18)	<b>BLK</b>	5 vs. Pacific (11/11/18)
5 at CSUN (1/24/19)	<b>STL</b>	5 at CSUN (1/24/19)
16 at Sacramento State (12/7/18)	<b>FGM</b>	16 at Sacramento State (12/7/18)
2 (5x), last vs. Long Beach St. (1/31/19)	<b>3PM</b>	2 (4x), last vs. Long Beach St. (1/31/19)
11 vs. UC Irvine (1/19/19)	<b>FTM</b>	11 vs. UC Irvine (1/19/19)
41 at CSUN (2/3/18)	<b>MIN</b>	37 vs. Hawai'i (3/16/19)

## #32 CIERRA HALL

Career Highs	Category	Season Highs
17 at Long Beach State (2/1/18)	<b>PTS</b>	15 vs. UC Irvine (3/15/19)
13 at Sacramento State (12/7/18)	<b>REB</b>	13 at Sacramento State (12/7/18)
8 vs. Dominican (12/29/18)	<b>AST</b>	8 vs. Dominican (12/29/18)
2 (3x), last at UC Irvine (3/2/19)	<b>BLK</b>	2 (2x), last at UC Irvine (3/2/19)
2 (6x), last vs. Long Beach St. (1/31/19)	<b>STL</b>	2 (3x), last at LBSU (2/28/19)
7 vs. Hawai'i (3/16/19)	<b>FGM</b>	7 vs. Hawai'i (3/16/19)
2 (5x), last at Fullerton (1/26/19)	<b>3PM</b>	2 at Fullerton (1/26/19)
5 (4x), last at UC Santa Barbara (2/7/19)	<b>FTM</b>	5 (3x), last at UCSB (2/7/19)
37 at UC Riverside (1/5/18)	<b>MIN</b>	37 at UC Riverside (1/5/18)

## QUICK FACTS

**School:**..... University of California, Davis (UC Davis)  
**Address:**..... One Shields Avenue  
 ..... Davis, Calif. 95616  
**Established/Founded:**..... 1905/1908  
**Enrollment:**..... 38,371 (Fall 2017)  
**Nickname:**..... Aggies  
**Colors:**..... Blue & Gold  
**National Affiliation:**..... NCAA Division I  
**Conference:**..... Big West Conference  
**Home Facility (Capacity):**..... The Pavilion (5,931)

**Chancellor:**..... Gary S. May  
**Director of Athletics:**..... Dr. Kevin Blue  
**Deputy Director of Athletics:**..... Rocko DeLuca  
**Senior Associate A.D., Student-Athlete Outcomes:**..... Michael Lorenzen  
**Associate A.D., Budget & Finance:**..... Anissa Nachman  
**Associate A.D., Compliance/SWA:**..... Katherine Zedonis  
**Associate A.D., Facilities, Operations & Capital Projects:**..... Maggie Fenton  
**Associate A.D., Performance Services:**..... Josh Flushman  
**Assistant A.D., Communications & Public Relations**..... Eric Bankston  
**Assistant A.D., Development:**..... Rob Norris  
**Assistant A.D., Equipment Operations:**..... Robert Jones  
**Assistant A.D., Facilities & Events:**..... Ella Forrest  
**Assistant A.D., Leadership Giving & Alumni Engagement**..... Liz Martin  
**Assistant A.D., Marketing, Ticket Sales & Strategy:**..... Chris Robinette  
**Assistant A.D., Sports Medicine:**..... Tina Tubbs, MS ATC  
**Assistant A.D., Strength & Conditioning**..... Jeff Bourque  
**Faculty Athletic Representative:**..... Dr. Scott Carrell

**Head Coach**..... Jennifer Gross (UC Davis '97)  
**Phone**..... (530) 979-1549  
**Email**..... jrgross@ucdavis.edu  
**Career Record**..... 131-91 (.590) (7 years)  
**UC Davis Record**..... Same  
**Big West Conference Record**..... 69-42 (.622) (7 years)  
**Associate Head Coach**..... Joe Teramoto (Cal Poly '02)  
**Email**..... jteramoto@ucdavis.edu  
**Associate Head Coach**..... Des Abeyta (UC Davis '00)  
**Email**..... ddabeyta@ucdavis.edu

**Assistant Coach**..... Matt Klemin (Cal Poly '05)  
**Email**..... mtklemin@ucdavis.edu  
**Dir. of Basketball Operations**..... Stephanie Shadwell (UC Santa Barbara '00)  
**Email**..... slshadwell@ucdavis.edu  
**Administrative Assistant**..... Therese Cardinet (UC Davis '82)  
**Athletic Trainer**..... Lisa Varnum

**2017-18 Overall Record**..... 28-7 (.800)  
**2017-18 Big West Record**..... 14-2 (.875)  
**2017-18 Home / Road / Neutral Record**..... 14-1 / 12-5 / 2-1  
**2017-18 Big West Regular Season Finish**..... 1st Place  
**2017-18 Big West Tournament Finish**..... Championship Game (1-1)  
 ..... W, 49-46 vs. UC Riverside  
 ..... L, 63-55 vs. CSUN  
**Women's National Invitation Tournament**..... Quarterfinals (3-1)  
 ..... W, 82-62 vs. Idaho  
 ..... W, 74-64 at Wyoming  
 ..... W, 71-69 at Kansas State  
 ..... L, 81-66 at Indiana

**2018-19 Letterwinners Returning / Lost**..... 8 / 4  
**2018-19 Starters Returning / Lost**..... 2 / 3  
**Redshirts Returning**..... 3  
**Newcomers (Transfers)**..... 3 (2)

## PROGRAM HISTORY

**First Year of Division I**..... 2007-08  
**All-Time Division I Record**..... 206-141 (.594)  
**All-Time Big West Record**..... 108-64 (.628)  
**Big West Regular Season Titles**..... 3 (2010, 2017, 2018)  
**Big West Tournament Titles**..... 1 (2011)  
**NCAA Division I Tournament Appearances**..... 1 (2011)  
**NCAA Division I Tournament Record**..... 0-1  
**WNIT Appearances**..... 5 (2008, 2010, 2012, 2017, 2018)  
**WNIT Record**..... 5-5  
**NCAA Division II Tournament Appearances**..... 12  
**NCAA Division II Tournament Record**..... 12-12



## 2018-19 WOMEN'S BASKETBALL OVERALL STATS



**2018-19 UC Davis Women's Basketball**  
**UC Davis Combined Team Statistics (as of Mar 16, 2019)**  
**All games**



RECORD:	OVERALL	HOME	AWAY	NEUTRAL
ALL GAMES	25-6	12-1	10-5	3-0
CONFERENCE	15-1	8-0	7-1	0-0
NON-CONFERENCE	10-5	4-1	3-4	3-0

#	Player	gp-gs	min	avg	Total		3-Point		F-Throw		Rebounds				pf	dq	a	to	blk	stl	pts	avg
					fg-fga	fg%	3fg-fga	3fg%	ft-fa	ft%	off	def	tot	avg								
22	Bertsch, Morgan	31-31	856	27.6	266-529	.503	22-44	.500	175-212	.825	57	131	188	6.1	63	1	57	78	44	39	729	23.5
05	Bessolo, Nina	31-14	624	20.1	94-232	.405	54-155	.348	34-48	.708	20	98	118	3.8	64	0	16	40	11	27	276	8.9
02	Eaton, Kourtney	30-30	900	30.0	77-161	.478	56-122	.459	28-34	.824	4	81	85	2.8	45	0	136	74	3	37	238	7.9
32	Hall, Cierra	31-31	771	24.9	81-187	.433	7-43	.163	46-69	.667	64	134	198	6.4	72	0	64	54	13	23	215	6.9
21	Song, Sophia	31-16	635	20.5	60-138	.435	34-91	.374	25-35	.714	12	58	70	2.3	38	0	26	21	4	14	179	5.8
03	Eaton, Karley	31-23	760	24.5	49-113	.434	40-91	.440	16-26	.615	10	76	86	2.8	49	1	101	25	4	34	154	5.0
10	McKeown, Cierra	29-0	339	11.7	42-119	.353	31-96	.323	11-12	.917	6	32	38	1.3	24	0	18	22	3	12	126	4.3
23	Konrad, Kayla	31-10	589	19.0	50-124	.403	4-22	.182	17-36	.472	40	96	136	4.4	64	0	42	26	6	15	121	3.9
11	Stobbs, Sage	31-0	398	12.8	41-107	.383	4-19	.211	8-21	.381	31	96	127	4.1	40	0	18	33	15	8	94	3.0
13	Toole, Katie	22-0	182	8.3	17-28	.607	1-1	1.000	15-18	.833	5	23	28	1.3	10	0	9	14	2	2	50	2.3
14	Gibb, Emma	14-0	44	3.1	7-16	.438	0-0	.000	2-2	1.000	7	10	17	1.2	7	0	5	3	3	3	16	1.1
20	Sanders, Makaila	13-0	42	3.2	5-12	.417	2-4	.500	1-3	.333	1	9	10	0.8	8	0	2	7	1	1	13	1.0
15	Hsu, Kaitlyn	13-0	42	3.2	4-5	.800	0-0	.000	0-0	.000	0	3	3	0.2	4	0	2	6	1	1	8	0.6
01	Nguyen, Brittany	11-0	22	2.0	2-9	.222	1-8	.125	0-0	.000	0	2	2	0.2	1	0	2	2	0	0	5	0.5
Team											37	61	98				10					
Total.....		31	6204		795-1780	.447	256-696	.368	378-516	.733	294	910	1204	38.8	489	2	498	415	110	216	2224	71.7
Opponents.....		31	6200		623-1869	.333	165-619	.267	333-463	.719	376	735	1111	35.8	515	14	314	436	58	207	1744	56.3

TEAM STATISTICS	UCD	OPP	Date	Opponent	Score	Att.
SCORING						
		2224	1744	11/07/18	at Stanford	L 43-71 2471
Points per game		71.7	56.3	11/11/18	PACIFIC	L 80-83 734
Scoring margin		+15.5	-	11/16/18	at Portland State	L 50-65 342
FIELD GOALS-ATT						
		795-1780	623-1869	11/18/18	at Washington St.	W 75-62 585
Field goal pct		.447	.333	11/23/18	SOUTHERN UTAH	W 68-45 433
3 POINT FG-ATT						
		256-696	165-619	11/27/18	at LMU	L 53-60 1878
3-point FG pct		.368	.267	! 12/01/18	vs Nevada	W 84-68 427
3-pt FG made per game		8.3	5.3	! 12/02/18	at Montana	L 56-62 2443
FREE THROWS-ATT						
		378-516	333-463	12/07/18	at Sacramento State	W 109-60 516
Free throw pct		.733	.719	12/09/18	SEATTLE U	W 76-59 572
F-Throws made per game		12.2	10.7	12/15/18	at San Francisco	W 70-68 432
REBOUNDS						
		1204	1111	12/17/18	SAINT MARY'S	W 76-74 414
Rebounds per game		38.8	35.8	12/29/18	DOMINICAN	W 92-42 484
Rebounding margin		+3.0	-	* 01/05/19	at UC Riverside	W 67-59 230
ASSISTS						
		498	314	* 01/12/19	at Hawaii	L 60-65 1340
Assists per game		16.1	10.1	* 01/17/19	CAL STATE FULLERTON	W 75-51 3189
TURNOVERS						
		415	436	* 01/19/19	UC IRVINE	W 80-57 2090
Turnovers per game		13.4	14.1	* 01/24/19	at CSUN	W 60-49 427
Turnover margin		+0.7	-	* 01/26/19	at Cal State Fullerton	W 75-39 260
Assist/turnover ratio		1.2	0.7	* 01/31/19	LONG BEACH STATE	W 70-50 451
STEALS						
		216	207	* 02/02/19	CSUN	W 70-54 815
Steals per game		7.0	6.7	* 02/07/19	at UC Santa Barbara	W 70-44 211
BLOCKS						
		110	58	* 02/09/19	at Cal Poly	W 85-61 964
Blocks per game		3.5	1.9	* 02/14/19	UC RIVERSIDE	W 72-59 488
ATTENDANCE						
		13356	15803	* 02/23/19	HAWAII	W 72-46 934
Home games-Avg/Game		13-1027	15-867	* 02/28/19	at Long Beach State	W 66-49 497
Neutral site-Avg/Game		-	3-932	* 03/02/19	at UC Irvine	W 63-44 412
Score by Periods						
		1st	2nd	3rd	4th	Totals
UC Davis		560	553	558	553	2224
Opponents		393	379	473	499	1744

\* = Big West Conference game

! = Lady Griz Classic (Missoula, Mont.)

@ = Big West Tournament (Anaheim, Calif.)

## 2018-19 WOMEN'S BASKETBALL BIG WEST STATS



**2018-19 UC Davis Women's Basketball**  
**UC Davis Combined Team Statistics (as of Mar 09, 2019)**  
**Conference games only**



RECORD:	OVERALL	HOME	AWAY	NEUTRAL
ALL GAMES	15-1	8-0	7-1	0-0
CONFERENCE	15-1	8-0	7-1	0-0
NON-CONFERENCE	0-0	0-0	0-0	0-0

#	Player	gp-gs	min	avg	Total		3-Point		F-Throw		Rebounds				pf	dq	a	to	blk	stl	pts	avg
					fg-fga	fg%	3fg-fga	3fg%	ft-fga	ft%	off	def	tot	avg								
22	Bertsch, Morgan	16-16	433	27.1	138-270	.511	13-24	.542	89-108	.824	28	68	96	6.0	33	1	30	39	24	24	378	23.6
02	Eaton, Courtney	16-16	472	29.5	46-89	.517	37-69	.536	18-20	.900	0	49	49	3.1	27	0	73	37	3	21	147	9.2
05	Bessolo, Nina	16-5	315	19.7	49-109	.450	32-76	.421	15-22	.682	5	50	55	3.4	28	0	8	18	5	14	145	9.1
32	Hall, Cierra	16-16	382	23.9	37-86	.430	5-21	.238	29-39	.744	30	67	97	6.1	36	0	23	19	7	13	108	6.8
21	Song, Sophia	16-12	349	21.8	33-76	.434	21-54	.389	13-16	.813	5	32	37	2.3	22	0	20	13	3	7	100	6.3
03	Eaton, Karley	16-14	420	26.3	26-60	.433	22-47	.468	5-10	.500	4	44	48	3.0	22	1	56	14	3	11	79	4.9
23	Konrad, Kayla	16-1	284	17.8	24-53	.453	1-4	.250	13-26	.500	22	47	69	4.3	30	0	15	14	4	8	62	3.9
10	McKeown, Cierra	16-0	170	10.6	16-51	.314	8-40	.200	5-6	.833	4	12	16	1.0	10	0	9	9	2	5	45	2.8
11	Stobbs, Sage	16-0	209	13.1	19-53	.358	2-11	.182	0-5	.000	18	46	64	4.0	20	0	6	16	7	2	40	2.5
13	Toole, Katie	12-0	89	7.4	9-13	.692	1-1	1.000	9-10	.900	3	13	16	1.3	4	0	6	8	0	1	28	2.3
14	Gibb, Emma	7-0	18	2.6	3-8	.375	0-0	.000	2-2	1.000	2	4	6	0.9	4	0	1	1	1	2	8	1.1
20	Sanders, Makaila	10-0	28	2.8	4-8	.500	1-2	.500	1-3	.333	1	7	8	0.8	6	0	1	4	0	1	10	1.0
15	Hsu, Kaitlyn	10-0	25	2.5	1-2	.500	0-0	.000	0-0	.000	0	2	2	0.2	4	0	2	2	1	0	2	0.2
01	Nguyen, Brittany	6-0	7	1.2	0-2	.000	0-2	.000	0-0	.000	0	0	0	0.0	1	0	0	1	0	0	0	0.0
Team											12	35	47					7				
Total.....		16	3201		405-880	.460	143-351	.407	199-267	.745	134	476	610	38.1	247	2	250	202	60	109	1152	72.0
Opponents.....		16	3200		287-929	.309	88-312	.282	163-230	.709	191	365	556	34.8	258	9	144	221	33	99	825	51.6

TEAM STATISTICS	UCD	OPP	Date	Opponent	Score	Att.
SCORING	1152	825	* 01/05/19	at UC Riverside	w 67-59	230
Points per game	72.0	51.6	* 01/12/19	at Hawaii	L 60-65	1340
Scoring margin	+20.4	-	* 01/17/19	CAL STATE FULLERTON	w 75-51	3189
FIELD GOALS-ATT	405-880	287-929	* 01/19/19	UC IRVINE	w 80-57	2090
Field goal pct	.460	.309	* 01/24/19	at CSUN	w 60-49	427
3 POINT FG-ATT	143-351	88-312	* 01/26/19	at Cal State Fullerton	w 75-39	260
3-point FG pct	.407	.282	* 01/31/19	LONG BEACH STATE	w 70-50	451
3-pt FG made per game	8.9	5.5	* 02/02/19	CSUN	w 70-54	815
FREE THROWS-ATT	199-267	163-230	* 02/07/19	at UC Santa Barbara	w 70-44	211
Free throw pct	.745	.709	* 02/09/19	at Cal Poly	w 85-61	964
F-Throws made per game	12.4	10.2	* 02/14/19	UC RIVERSIDE	w 72-59	488
REBOUNDS	610	556	* 02/23/19	HAWAII	w 72-46	934
Rebounds per game	38.1	34.8	* 02/28/19	at Long Beach State	w 66-49	497
Rebounding margin	+3.4	-	* 03/02/19	at UC Irvine	w 63-44	412
ASSISTS	250	144	* 03/06/19	CAL POLY	w 87-54	635
Assists per game	15.6	9.0	* 03/09/19	UC SANTA BARBARA	w 80-44	2117
TURNOVERS	202	221				
Turnovers per game	12.6	13.8				
Turnover margin	+1.2	-				
Assist/turnover ratio	1.2	0.7				
STEALS	109	99				
Steals per game	6.8	6.2				
BLOCKS	60	33				
Blocks per game	3.8	2.1				
ATTENDANCE	10719	4341				
Home games-Avg/Game	8-1340	8-543				
Neutral site-Avg/Game	-	0-0				

\* = Big West Conference game  
 ! = Lady Griz Classic (Missoula, Mont.)

Score by Periods	1st	2nd	3rd	4th	Totals
UC Davis	282	285	304	281	1152
Opponents	185	171	224	245	825

## 2018-19 WOMEN'S BASKETBALL POINTS-REBOUNDS-ASSISTS



**2018-19 UC Davis Women's Basketball**  
**UC Davis Points-Rebounds-Assists (as of Mar 16, 2019)**  
**All games**



Opponent	Date	Score		01 NGUYEN,BRI	02 EATON,KOUR	03 EATON,KARL	05 BESSOLO,NI	10 MCKEOWN,CI	11 STOBBART,S	13 TOOLE,KATI
at Stanford	11/07/18	43-71	L	DNP	3-1-2	0-2-2	11-4-0	6-0-1	2-3-0	0-0-0
PACIFIC	11/11/18	80-83	L	DNP	0-2-7	6-2-1	15-5-0	12-4-1	2-1-2	DNP
at Portland State	11/16/18	50-65	L	DNP	1-3-4	3-4-2	4-6-1	8-2-2	4-2-0	0-1-0
at Washington St.	11/18/18	75-62	W	DNP	5-0-8	3-6-2	14-4-0	0-1-0	0-4-1	DNP
SOUTHERN UTAH	11/23/18	68-45	W	5-1-1	5-0-7	5-2-6	12-5-0	0-0-0	6-10-2	7-2-0
at LMU	11/27/18	53-60	L	DNP	0-5-6	9-3-1	14-1-2	DNP	2-1-0	0-0-0
vs Nevada	12/01/18	84-68	W	0-0-1	14-1-2	1-0-2	0-7-1	9-1-0	6-3-2	0-3-0
at Montana	12/02/18	56-62	L	DNP	8-4-5	9-1-2	0-2-2	11-3-0	4-5-0	DNP
at Sacramento State	12/07/18	109-60	W	0-0-0	4-2-4	6-6-3	21-4-1	5-5-3	12-10-0	2-0-0
SEATTLE U	12/09/18	76-59	W	0-0-0	9-3-5	0-3-3	5-5-1	5-0-0	6-5-0	6-2-1
at San Francisco	12/15/18	70-68	W	DNP	15-4-3	0-2-2	6-2-0	5-1-0	0-5-3	0-1-0
SAINT MARY'S	12/17/18	76-74	W	DNP	6-4-6	12-4-5	14-0-0	0-0-1	2-1-0	DNP
DOMINICAN	12/29/18	92-42	W	0-1-0	DNP	11-1-5	8-9-0	17-5-1	3-5-2	5-2-2
at UC Riverside	01/05/19	67-59	W	DNP	3-3-7	0-2-3	6-4-0	8-2-0	5-2-0	0-0-0
at Hawaii	01/12/19	60-65	L	DNP	3-5-7	2-5-4	11-3-1	0-0-0	0-1-0	DNP
CAL STATE FULLERTON	01/17/19	75-51	W	0-0-0	11-0-2	0-3-2	5-5-0	13-3-0	4-5-2	3-2-0
UC IRVINE	01/19/19	80-57	W	DNP	10-1-7	3-5-2	12-3-0	4-0-0	4-9-0	0-4-1
at CSUN	01/24/19	60-49	W	DNP	8-2-7	12-4-7	14-2-1	0-2-1	2-3-0	DNP
at Cal State Fullerton	01/26/19	75-39	W	DNP	6-4-1	6-1-1	11-3-2	2-2-1	0-2-1	5-3-2
LONG BEACH STATE	01/31/19	70-50	W	DNP	11-6-6	0-2-4	12-1-0	0-1-0	0-4-0	0-0-0
CSUN	02/02/19	70-54	W	DNP	19-5-4	3-3-3	5-4-0	3-0-1	2-7-0	DNP
at UC Santa Barbara	02/07/19	70-44	W	0-0-0	5-4-6	2-3-3	7-5-1	0-0-0	4-5-0	0-0-2
at Cal Poly	02/09/19	85-61	W	0-0-0	15-1-6	2-4-5	16-2-0	5-1-2	3-1-1	6-1-0
UC RIVERSIDE	02/14/19	72-59	W	DNP	5-2-3	8-1-5	4-7-0	4-1-0	4-3-1	DNP
HAWAII	02/23/19	72-46	W	DNP	12-2-1	16-1-3	12-1-0	2-2-1	0-3-1	2-0-0
at Long Beach State	02/28/19	66-49	W	DNP	13-2-5	5-1-4	5-3-1	0-0-0	2-6-0	0-0-0
at UC Irvine	03/02/19	63-44	W	0-0-0	7-6-3	0-7-2	6-5-0	0-1-0	0-4-0	2-1-0
CAL POLY	03/06/19	87-54	W	0-0-0	5-4-3	5-3-4	13-2-1	4-1-1	2-4-0	10-2-1
UC SANTA BARBARA	03/09/19	80-44	W	0-0-0	14-2-5	15-3-4	6-5-1	0-0-2	8-5-0	0-3-0
vs UC Irvine	03/15/19	82-50	W	DNP	16-2-3	5-0-4	5-4-0	3-0-0	5-5-0	2-1-0
vs Hawaii	03/16/19	58-50	W	DNP	5-5-1	5-2-5	2-5-0	DNP	0-3-0	DNP

Opponent	Date	Score		14 GIBB,EMMA	15 HSU,KAITLY	20 SANDERS,MA	21 SONG,SOPHI	22 BERTSCH,MO	23 KONRAD,KAY	32 HALL,CIERR
at Stanford	11/07/18	43-71	L	DNP	0-0-0	3-0-0	0-1-0	16-5-1	0-4-0	2-4-0
PACIFIC	11/11/18	80-83	L	DNP	DNP	DNP	2-2-0	31-5-1	5-5-2	7-10-2
at Portland State	11/16/18	50-65	L	0-0-0	DNP	DNP	3-3-0	19-9-0	2-4-3	6-4-0
at Washington St.	11/18/18	75-62	W	DNP	DNP	DNP	5-2-0	34-7-3	12-3-2	2-3-2
SOUTHERN UTAH	11/23/18	68-45	W	0-6-0	DNP	DNP	1-1-0	17-3-4	4-2-0	6-11-3
at LMU	11/27/18	53-60	L	DNP	DNP	DNP	0-3-1	25-4-1	2-4-1	1-9-3
vs Nevada	12/01/18	84-68	W	0-0-0	DNP	DNP	11-4-1	21-2-1	12-10-4	10-3-3
at Montana	12/02/18	56-62	L	DNP	DNP	DNP	5-1-1	13-9-2	2-3-1	4-7-4
at Sacramento State	12/07/18	109-60	W	2-0-1	DNP	DNP	4-4-1	40-9-1	7-6-5	6-13-1
SEATTLE U	12/09/18	76-59	W	0-1-1	DNP	DNP	8-1-0	28-5-1	2-5-2	7-6-4
at San Francisco	12/15/18	70-68	W	DNP	DNP	DNP	15-0-0	14-7-3	2-3-0	13-12-2
SAINT MARY'S	12/17/18	76-74	W	DNP	DNP	DNP	8-2-0	22-4-1	3-4-2	9-3-4
DOMINICAN	12/29/18	92-42	W	6-4-2	2-1-0	0-1-1	9-5-1	22-7-3	4-11-3	5-3-8
at UC Riverside	01/05/19	67-59	W	DNP	DNP	DNP	1-2-1	31-8-0	4-2-2	9-9-2
at Hawaii	01/12/19	60-65	L	DNP	DNP	DNP	10-0-1	29-4-0	3-3-1	2-7-1
CAL STATE FULLERTON	01/17/19	75-51	W	0-0-1	0-0-0	3-0-0	7-2-0	25-7-3	0-6-1	4-2-1
UC IRVINE	01/19/19	80-57	W	DNP	0-0-0	0-0-0	7-5-1	29-3-5	5-7-0	6-2-0
at CSUN	01/24/19	60-49	W	DNP	DNP	DNP	3-2-1	17-6-2	4-6-1	0-1-0
at Cal State Fullerton	01/26/19	75-39	W	2-3-0	2-0-1	0-1-0	8-6-2	19-6-4	3-2-0	11-3-1
LONG BEACH STATE	01/31/19	70-50	W	DNP	0-0-0	0-1-0	9-1-2	24-4-2	6-3-1	8-7-0
CSUN	02/02/19	70-54	W	DNP	DNP	DNP	3-2-3	20-6-3	4-1-2	11-7-2
at UC Santa Barbara	02/07/19	70-44	W	0-0-0	0-2-0	2-0-0	4-3-1	27-7-0	6-6-2	13-8-4
at Cal Poly	02/09/19	85-61	W	DNP	DNP	0-1-0	6-2-1	21-8-4	8-6-0	3-6-2
UC RIVERSIDE	02/14/19	72-59	W	DNP	DNP	0-0-0	5-0-1	30-9-1	5-6-0	7-8-3
HAWAII	02/23/19	72-46	W	2-0-0	0-0-1	0-0-0	3-3-1	20-4-2	1-2-2	2-4-1
at Long Beach State	02/28/19	66-49	W	DNP	0-0-0	DNP	9-3-0	25-6-1	0-5-0	7-12-1
at UC Irvine	03/02/19	63-44	W	0-0-0	0-0-0	DNP	8-3-1	26-5-1	4-3-0	10-4-1
CAL POLY	03/06/19	87-54	W	2-1-0	0-0-0	3-4-1	12-1-2	19-3-1	4-4-1	8-10-3
UC SANTA BARBARA	03/09/19	80-44	W	2-2-0	0-0-0	2-1-0	5-2-2	16-10-1	5-7-2	7-7-1
vs UC Irvine	03/15/19	82-50	W	0-0-0	4-0-0	0-1-0	2-2-1	25-8-3	0-1-2	15-6-1
vs Hawaii	03/16/19	58-50	W	DNP	DNP	DNP	6-2-0	24-8-2	2-2-0	14-7-4



## MISCELLANEOUS STATS

		Points in			Points Off		Offensive	2nd Chance		Bench		Final	
	Opponent	the Paint	Margin	Turnovers	Turnovers	Margin	Rebounds	Points	Margin	Points	Margin	Score	Margin
N7	at #7 Stanford	12-38	-26	18-21	9-13	-4	6-12	4-12	-8	11-28	-17	43-71	-28
N11	PACIFIC	36-28	+8	26-19	17-20	-3	8-14	14-12	+2	21-11	+10	80-83	-3
N16	at Portland State	20-26	-6	17-20	16-16	EVEN	19-8	20-5	+15	17-9	+8	50-65	-15
N18	at Washington State	36-32	+4	11-12	7-18	-11	6-12	6-12	-6	8-6	+2	75-62	+13
N23	SOUTHERN UTAH	40-20	+20	13-14	22-15	+7	12-8	6-4	+2	31-12	+19	68-45	+23
N27	at Loyola Marymount	24-26	-2	11-11	18-7	+11	7-22	5-22	-17	11-7	+4	53-60	-7
D1	vs. Nevada	52-32	+20	14-14	16-18	-2	9-14	16-15	+1	27-15	+12	84-68	+16
D2	at Montana	14-34	-20	10-12	7-10	-3	12-13	11-18	-7	29-16	+13	56-62	-6
D7	at Sacramento State	76-26	+50	20-18	24-17	+7	18-12	23-11	+12	46-17	+29	109-60	+49
D9	SEATTLE	46-24	+22	10-18	26-14	+12	12-8	13-7	+6	30-16	+14	76-59	+17
D15	at San Francisco	20-34	-14	16-7	4-16	-12	12-9	8-11	-3	20-25	-5	70-68	+2
D17	SAINT MARY'S	28-36	-8	8-18	30-5	+25	7-17	3-13	-10	17-14	+3	76-74	+2
D29	DOMINICAN	35-20	+15	17-9	10-3	+7	15-7	19-5	+14	41-6	+35	92-42	+50
J5	at UC Riverside	24-16	+8	14-15	14-15	-1	10-14	10-9	+1	23-10	+13	67-59	+8
J12	at Hawai'i	28-20	+8	10-9	9-10	-1	2-7	3-8	-5	13-11	+2	60-65	-5
J17	CAL STATE FULLERTON	30-18	+12	11-17	24-5	+19	10-9	10-12	-2	23-21	+2	75-51	+24
J19	UC IRVINE	30-22	+8	18-9	7-15	-8	5-13	4-7	-3	25-25	EVEN	80-57	+23
J24	at CSUN	20-28	-8	11-22	20-5	+15	7-16	2-5	-3	9-16	-7	60-49	+11
J26	at Cal State Fullerton	22-18	+4	11-11	17-15	+2	6-13	5-5	EVEN	25-5	+20	75-39	+36
J31	LONG BEACH STATE	20-18	+2	18-18	24-19	+5	10-15	7-8	-1	18-34	-16	70-50	+20
F2	CSUN	36-24	+12	12-16	11-13	-2	10-13	12-8	+4	12-16	-4	70-54	+16
F7	at UC Santa Barbara	44-16	+28	12-13	11-4	+7	12-20	13-13	EVEN	16-16	EVEN	70-44	+26
F9	at Cal Poly	24-16	+8	15-14	19-12	+7	11-8	13-4	+9	28-20	+8	85-61	+24
F14	UC RIVERSIDE	40-30	+10	9-14	6-10	-4	7-8	6-9	-3	17-6	+11	72-59	+13
F23	HAWAI'I	14-24	-10	10-21	20-6	+14	6-7	6-7	-1	19-24	-5	72-46	+26
F28	at Long Beach State	20-10	+10	16-12	12-11	+1	11-8	12-8	+4	7-8	-1	66-49	+16
M2	at UC Irvine	40-8	+32	13-13	15-5	+10	6-11	4-5	-1	12-20	-8	63-44	+19
M6	CAL POLY	40-12	+28	7-13	17-4	+13	8-21	6-21	-15	38-25	+13	87-54	+33
M9	UC SANTA BARBARA	24-12	+12	10-9	4-9	-5	12-9	18-2	+16	23-22	+1	80-44	+36
M15	vs. UC Irvine	30-24	+6	10-11	21-13	+8	5-20	10-15	-5	19-15	+4	82-50	+32
M16	vs. Hawai'i	28-14	+14	12-11	12-17	-5	12-9	5-9	-4	4-4	EVEN	58-50	+8

Home Games in **BOLD** ... Stats listed in order of UC Davis-Opponents

### AGGIES BY STARTING LINEUP

GUARD (1)	GUARD (2)	FORWARD (3)	FORWARD (4)	CENTER (5)	GAMES	RECORD
Kourtney Eaton	Karley Eaton	Sophia Song	Cierra Hall	Morgan Bertsch	12	12-0
Kourtney Eaton	Karley Eaton	Nina Bessolo	Cierra Hall	Morgan Bertsch	7	4-3
Kourtney Eaton	Kayla Konrad (F)	Nina Bessolo	Cierra Hall	Morgan Bertsch	5	3-2
Kourtney Eaton	Karley Eaton	Kayla Konrad	Cierra Hall	Morgan Bertsch	3	3-0
Kourtney Eaton	Sophia Song	Nina Bessolo	Cierra Hall	Morgan Bertsch	2	2-0
Karley Eaton	Sophia Song	Kayla Konrad	Cierra Hall	Morgan Bertsch	1	1-0
Kourtney Eaton	Sophia Song	Kayla Konrad	Cierra Hall	Morgan Bertsch	1	0-1

### STATISTICAL GAMES

#### DOUBLE-DIGIT SCORING

Player	No. (Career)
Bertsch	31 (116)
Bessolo	15 (24)
Ko. Eaton	11 (25)
Hall	8 (15)
Ka. Eaton	5 (5)
McKeown	4 (4)
Song	4 (8)
Konrad	2 (2)
Toole	1 (1)
Stobbs	1 (1)

#### DOUBLE-DIGIT REBOUNDED

Player	No. (Career)
Hall	6 (7)
Stobbs	2 (2)
Konrad	2 (2)
Bertsch	1 (5)

#### DOUBLE-DOUBLES

Player	No. (Career)
Hall	1 (1)
Stobbs	1 (1)
Konrad	1 (1)
Bertsch	1 (5)

#### 20-PLUS POINT GAMES

Player	No. (Career)
Bertsch	22 (60*)
Bessolo	1 (1)

#### 30-PLUS POINT GAMES

Player	No. (Career)
Bertsch	5 (7)

#### 40-PLUS POINT GAMES

Player	No. (Career)
Bertsch	1 (1)

\* school career record

## DIVISION I POSTSEASON RECORDS

## BIG WEST TOURNAMENT

## INDIVIDUAL

Most Points .....	26, Morgan Bertsch vs. UC Santa Barbara, 3/9/16
.....	26, Kelsey Harris vs. Long Beach State, 3/11/15
Field Goals Made .....	11, Morgan Bertsch vs. UC Santa Barbara, 3/9/16
<b>Field Goals Attempted .....</b>	<b>23, Morgan Bertsch vs. Hawai'i, 3/16/19</b>
Field Goal Pct. (min. 4 FGM) .....	1.000 (4-4), Anna Harp vs. UC Riverside, 3/14/08
.....	1.000 (4-4), Kelsey Harris vs. UC Irvine, 3/10/15
Three-Pointers Made .....	8, Kelsey Harris vs. Long Beach State, 3/11/15
Three-Pointers Attempted .....	12, Rachel Nagel vs. CSUN, 3/10/18
.....	12, Kelsey Harris vs. UC Irvine, 3/12/14
<b>Three-Point Pct. (min. 3 3PM) .....</b>	<b>1.000 (4-4), Kourtney Eaton vs. UC Irvine, 3/15/19</b>
Free Throws Made .....	12, Heidi Heintz vs. UC Riverside, 3/13/10
Free Throws Attempted .....	14, Heidi Heintz vs. UC Riverside, 3/13/10
Free Throw Pct. (min. 4 FTM) .....	1.000 (7-7), Alyson Doherty vs. UCR, 3/11/16
Most Rebounds .....	12, Celia Marfone vs. UC Riverside, 3/11/16
.....	12, Paige Mintun vs. CSUN, 3/11/09
Most Assists .....	9, Kourtney Eaton vs. UC Riverside, 3/11/16
.....	9, Molly Greubel vs. UC Irvine, 3/12/14
Most Steals .....	6, Haylee Donaghe vs. UC Santa Barbara, 3/12/10
.....	6, Hannah Stephens vs. UC Irvine, 3/8/11
Most Blocks .....	4, Paige Mintun vs. UC Irvine, 3/8/11

## TEAM

<b>Most Points .....</b>	<b>82 vs. UC Irvine, 3/15/19</b>
Most Points (Quarter) .....	28 (4th) vs. UC Riverside, 3/11/16
Most Points (Half) .....	51 (2nd) vs. UC Riverside, 3/11/16
Most Points (Opponent) .....	78 vs. Hawai'i, 3/12/16
Most Points (Opponent, Quarter) .....	25 (2nd) vs. Hawai'i, 3/12/16
Most Points (Opponent, Half) .....	42 (2nd Half) vs. UC Riverside, 3/13/10
Fewest Points .....	40 vs. CSUN, 3/12/13
Fewest Points (Opponent) .....	39 vs. UC Riverside, 3/11/11
Field Goals Made .....	30 vs. UC Irvine, 3/10/15
Field Goals Attempted .....	63 vs. UC Irvine, 3/12/14
Field Goal Pct. (min. 20 made) .....	.588 (30-51) vs. UC Irvine, 3/10/15
Three-Pointers Made .....	13 vs. Long Beach State, 3/11/15
Three-Pointers Attempted .....	29 vs. CSUN, 3/12/13
.....	29 vs. Long Beach State, 3/11/15
Three-Point Pct. (min. 5 made) .....	.625 (5-8) vs. UC Riverside, 3/14/08
Free Throws Made .....	28 vs. UC Riverside, 3/13/10
Free Throws Attempted .....	34 vs. UC Riverside, 3/13/10
Free Throw Pct. (min. 10 made) .....	.917 (11-12) vs. UC Santa Barbara, 3/15/08
Most Rebounds .....	46 vs. UC Riverside, 3/11/16
Most Assists .....	22 vs. UC Irvine, 3/10/15
Most Blocks .....	9 vs. UC Irvine, 3/8/11
Most Steals .....	16 vs. UC Irvine, 3/8/11

## WNIT

## INDIVIDUAL

Most Points .....	31, Morgan Bertsch at Kansas State, 3/23/18
Field Goals Made .....	15, Morgan Bertsch at Kansas State, 3/23/18
Field Goals Attempted .....	27, Morgan Bertsch at Kansas State, 3/23/17
Field Goal Pct. (min. 4 FGM) .....	.800 (12-15), Morgan Bertsch vs. Idaho, 3/15/18
Three-Pointers Made .....	4, Six Times
.....	Last: Rachel Nagel & Dani Nafekh at Indiana, 3/25/17
Three-Pointers Attempted .....	9, Rachel Nagel at Kansas State, 3/23/18
.....	9, Kourtney Eaton at Colorado State, 3/19/17
Three-Point Pct. (min. 3 3PM) .....	1.000 (3-3), Pele Gianotti at Kansas St., 3/23/18
Free Throws Made .....	6, Heather Bates at Gonzaga, 3/20/08
Free Throws Attempted .....	7, Heather Bates at Gonzaga, 3/20/08
Free Throw Pct. (min. 4 FTM) .....	1.000 (4-4), Morgan Bertsch at Wyoming, 3/18/18
.....	1.000 (4-4), Rachel Nagel at Wyoming, 3/18/18
.....	1.000 (4-4), Marly Anderson at Colorado St., 3/19/17
.....	1.000 (4-4), Jessica Campbell at Gonzaga, 3/20/08
Most Rebounds .....	11, Heather Bates at Gonzaga, 3/20/08
Most Assists .....	7, Kourtney Eaton at Washington State, 3/23/17
Most Steals .....	4, Haylee Donaghe at Gonzaga, 3/20/08
Most Blocks .....	6, Morgan Bertsch at Utah, 3/17/17

## TEAM

Most Points .....	82 vs. Idaho, 3/15/18
Most Points (Half) .....	47 (1st Half) vs. Idaho, 3/15/18
Most Points (Quarter) .....	25 (2nd) vs. Idaho, 3/15/18
Most Points (Opponent) .....	81 at Indiana, 3/25/18
.....	81 at Gonzaga, 3/20/08
Most Points (Opponent, Half) .....	48 (2nd Half) at Gonzaga, 3/20/08
Most Points (Quarter) .....	25 (1st) at Washington State, 3/23/17
Fewest Points .....	48 at Oregon State, 3/15/12
Fewest Points (Opponent) .....	57 at Colorado State, 3/19/17
Field Goals Made .....	34 vs. Idaho, 3/15/18
Field Goals Attempted .....	66 at Kansas State, 3/23/18
Field Goal Pct. (min. 20 made) .....	.583 (28-48) at Wyoming, 3/18/18
Three-Pointers Made .....	12 at Indiana, 3/25/18
.....	12 at California, 3/17/10
Three-Pointers Attempted .....	32 at Colorado State, 3/19/17
Three-Point Pct. (min. 10 made) .....	.400 (12-30) at Indiana, 3/25/18
.....	.400 (12-30) at California, 3/17/10
Free Throws Made .....	14 at Gonzaga, 3/20/08
Free Throws Attempted .....	20 at Utah, 3/17/17
Free Throw Pct. (min. 10 made) .....	1.000 (11-11) at Wyoming, 3/18/18
Most Rebounds .....	42 at Utah, 3/17/17
Most Assists .....	19 at Kansas State, 3/23/18
Most Blocks .....	12 at Utah, 3/17/17
Most Steals .....	13, Three Times
.....	Last: at Oregon State, 3/15/12

## NCAA TOURNAMENT

## INDIVIDUAL

Most Points .....	17, Paige Mintun at Stanford, 3/19/11
Field Goals Made .....	8, Paige Mintun at Stanford, 3/19/11
Field Goals Attempted .....	15, Paige Mintun at Stanford, 3/19/11
Field Goal Pct. (min. 4 FGM) .....	.533 (8-15), Paige Mintun at Stanford, 3/19/11
Three-Pointers Made .....	2, Blair Shinoda at Stanford, 3/19/11
Three-Pointers Attempted .....	4, Heidi Heintz & Vicky Deely at Stanford, 3/19/11
Three-Point Pct. .....	1.000 (2-2), Blair Shinoda at Stanford, 3/19/11
Free Throws Made .....	4, Heidi Heintz at Stanford, 3/19/11
Free Throws Attempted .....	4, Heidi Heintz at Stanford, 3/19/11
Free Throw Pct. (min. 4 FTM) .....	1.000 (4-4), Heidi Heintz at Stanford, 3/19/11
Most Rebounds .....	7, Paige Mintun at Stanford, 3/19/11
Most Assists .....	3, Heidi Heintz & Lauren Juric at Stanford, 3/19/11
Most Steals .....	1, Paige Mintun, Hana Asano, & Hannah Stephens at Stanford, 3/19/11
Most Blocks .....	0

## TEAM

Most Points .....	59 at Stanford, 3/19/11
Most Points (Half) .....	30 (1st Half) at Stanford, 3/19/11
Most Points (Opponent) .....	86 at Stanford, 3/19/11
Most Points (Opponent, Half) .....	44 (2nd Half) at Stanford, 3/19/11
Fewest Points .....	0
Fewest Points (Opponent) .....	0
Field Goals Made .....	22 at Stanford, 3/19/11
Field Goals Attempted .....	47 at Stanford, 3/19/11
Field Goal Pct. (min. 20 made) .....	.468 (22-47) at Stanford, 3/19/11
Three-Pointers Made .....	6 at Stanford, 3/19/11
Three-Pointers Attempted .....	14 at Stanford, 3/19/11
Three-Point Pct. (min. 5 made) .....	.429 (6-14) at Stanford, 3/19/11
Free Throws Made .....	9 at Stanford, 3/19/11
Free Throws Attempted .....	12 at Stanford, 3/19/11
Free Throw Pct. (min. 10 made) .....	.750 (9-12) at Stanford, 3/19/11
Most Rebounds .....	19 at Stanford, 3/19/11
Most Assists .....	13 at Stanford, 3/19/11
Most Steals .....	3 at Stanford, 3/19/11
Most Blocks .....	0



## BRITTANY NGUYEN

5-4 • Guard  
Redshirt Sophomore  
MAJOR: Computer Engineering  
Elk Grove, Calif.  
Pleasant Grove HS '16

**2018-19:** Has appeared in 11 games off the bench for the Aggies this season... After missing her first two collegiate seasons due to injury, Nguyen made her collegiate debut on Nov. 23 against Southern Utah, finishing with five points on 2-of-4 from the floor -- including her first career three-pointer -- in six minutes in a win over the Thunderbirds... Also grabbed rebounds against Southern Utah and Dominican.



## KOURTNEY EATON

5-9 • Guard  
Senior  
MAJOR: Psychology  
Longview, Wash.  
Mark Morris HS '15

### HONORS & AWARDS

2017, 2018 Big West Conference All-Academic Team  
2019 All-Big West First Team

**2018-19:** Has the most assists of any player (man or woman) at UC Davis, breaking Head Coach Jennifer Gross' record with five assists against Montana on Dec. 2... Ranks seventh on the Big West career list... Has started in 30 of the team's 31 contests this year, missing only the Dec. 29 game against Dominican... Averaging a career-high 7.9 ppg and 4.7 rpg to go along with nearly 4.5 assists per game... Scored a career-high 19 points in a win over CSUN on Feb. 2, including a career-best 6-for-7 from beyond the arc... Has reached double figures 11 times this season... Has seven games of seven-or-more assists this season, including a season-high eight in a win at Washington State on Nov. 18... The Big West leader in three-point percentage entering the NCAA Tournament, she also hit 5-of-7 from three-point range in a win at Cal Poly en route to 15 points and added a perfect 4-for-4 against UC Irvine in the semifinals of the Big West Tournament on March 15.

DATE	OPP.	MIN	FG	3P	FT	R	A	B	S	P
N7	at STAN	dnp								
N11	PAC	dnp								
N16	at PSU	dnp								
N18	at WSU	dnp								
N23	SUU	6	2-4	1-3	0-0	1	1	0	0	5
N27	at LMU	dnp								
D1	vs. NEV	1	0-1	0-1	0-0	0	1	0	0	0
D2	at MONT	dnp								
D7	at SAC	3	0-0	0-0	0-0	0	0	0	0	0
D9	SEA	2	0-1	0-1	0-0	0	0	0	0	0
D15	at USF	dnp								
D17	SMC	dnp								
D29	DOM	3	0-1	0-1	0-0	1	0	0	0	0
J5	at UCR	dnp								
J12	at HAW	dnp								
J17	CSF	1	0-1	0-1	0-0	0	0	0	0	0
J19	UCI	dnp								
J24	at CSUN	dnp								
J26	at CSF	dnp								
J31	LBSU	dnp								
F2	CSUN	dnp								
F7	at UCSB	1	0-0	0-0	0-0	0	0	0	0	0
F9	at CP	1	0-0	0-0	0-0	0	0	0	0	0
F14	UCR	dnp								
F23	HAW	dnp								
F28	at LBSU	dnp								
M2	at UCI	1	0-0	0-0	0-0	0	0	0	0	0
M6	CP	1	0-0	0-0	0-0	0	0	0	0	0
M9	UCSB	2	0-1	0-1	0-0	0	0	0	0	0
M15	vs. UCI	dnp								
M16	vs. HAW	dnp								

DATE	OPP.	MIN	FG	3P	FT	R	A	B	S	P
N7	at STAN	35	1-9	1-8	0-0	1	2	0	1	3
N11	PAC	35	0-2	0-1	0-0	2	7	0	4	0
N16	at PSU	26	0-3	0-3	1-2	3	4	0	3	1
N18	at WSU	34	1-2	1-2	2-2	0	8	0	0	5
N23	SUU	27	2-4	1-3	0-0	0	7	0	1	5
N27	at LMU	32	0-5	0-4	0-2	5	6	0	1	0
D1	vs. NEV	27	5-7	4-5	0-0	1	2	0	1	14
D2	at MONT	32	3-10	2-9	0-0	4	5	0	0	8
D7	at SAC	28	1-4	0-2	2-2	2	4	0	2	4
D9	SEA	28	3-3	1-1	2-2	3	5	0	1	9
D15	at USF	30	6-9	3-6	0-0	4	3	0	0	15
D17	SMC	34	2-4	2-4	0-0	4	6	0	0	6
D29	DOM	dnp								
J5	at UCR	30	1-5	1-4	0-0	3	7	0	2	3
J12	at HAW	33	1-4	1-3	0-0	5	7	0	0	3
J17	CSF	31	4-7	3-6	0-0	0	2	0	2	11
J19	UCI	31	3-6	2-5	2-2	1	7	0	0	10
J24	at CSUN	34	2-3	2-3	2-2	2	7	0	1	8
J26	at CSF	22	2-2	2-2	0-0	4	1	0	0	6
J31	LBSU	29	3-5	2-2	3-3	6	6	1	2	11
F2	CSUN	30	6-7	6-7	1-2	5	4	0	0	19
F7	at UCSB	29	1-4	1-2	2-2	4	6	2	2	5
F9	at CP	27	5-8	5-7	0-0	1	6	0	1	15
F14	UCR	28	1-2	1-2	2-2	2	3	0	0	5
F23	HAW	34	4-6	4-5	0-0	2	1	0	3	12
F28	at LBSU	32	5-9	3-6	0-0	2	5	0	2	13
M2	at UCI	35	3-8	0-4	1-1	6	3	0	4	7
M6	CP	25	1-5	0-3	3-4	4	3	0	1	5
M9	UCSB	22	4-8	4-8	2-2	2	5	0	1	14
M15	vs. UCI	28	6-7	4-4	0-0	2	3	0	1	16
M16	vs. HAW	32	1-3	0-1	3-4	5	1	0	1	5





## KARLEY EATON

5-9 • Guard  
Senior  
MAJOR: Psychology  
Longview, Wash.  
Mark Morris HS '15



## NINA BESSOLO

5-11 • Forward  
Junior  
MAJOR: Communication  
Hayward, Calif.  
Castro Valley HS '16

### HONORS & AWARDS

- 2017, 2018 Big West Conference All-Academic Team

**2018-19:** Has appeared in all 31 games, making 23 starts, and has started every game since Jan. 19... Averaging a career-high 5.0 ppg and 2.8 rpg, while posting 101 assists... Ranks No. 2 in the NCAA in assist-to-turnover ratio at 4.04 entering the NCAA Tournament... Has scored in double figures five times, including scoring a career-high 16 points against Hawai'i on Feb. 23... Also set a career mark with seven rebounds (at UC Irvine, March 2) and tied a career mark with seven assists (at CSUN on Jan. 24)... Twice tied a school single-game record for three-point percentage by hitting 5-of-5 from beyond the arc against Hawai'i (Feb. 23) and UC Santa Barbara (March 9) -- the latter on "Senior Night"... Has turned the ball over only 14 times against 56 assists since the start of Big West play... Shooting .434 overall, she ranks second in the Big West in three-point percentage (.440), and 10th in assists per game... She, along with sister Kourtney, are the first UC Davis duo to record 100 assists in the same season since 2015-16.

### HONORS & AWARDS

- 2019 All-Big West Honorable Mention Team

**2018-19:** Has appeared in all 31 games, making 14 starts... Averaging a career-high 8.9 ppg (second on the team) to go with 3.8 rpg... Ranks second on the team in three-pointers made (54)... Has finished in double figures 15 times this season, including a career-high 21 points on a career-best 7-of-13 from the floor at Sacramento State on Dec. 7... Also set a career high with nine rebounds against Dominican on Dec. 29... Has hit four three-pointers in a game six times this season... Scored in double digits in four consecutive games from Jan. 19-31, and opened the season with double figures in five of her first six games... Blocked a career-high three shots against Cal State Fullerton (Jan. 17).

DATE	OPP.	MIN	FG	3P	FT	R	A	B	S	P
N7	at STAN	15	0-3	0-2	0-0	2	2	0	3	0
N11	PAC	18	1-2	1-2	3-4	2	1	0	2	6
N16	at PSU	29	1-3	1-3	0-0	4	2	0	1	3
N18	at WSU	20	1-1	1-1	0-0	6	2	0	1	3
N23	SUU	20	2-4	1-3	0-0	2	6	0	2	5
N27	at LMU	29	3-5	2-4	1-2	3	1	0	2	9
D1	vs. NEV	18	0-3	0-3	1-2	0	2	0	1	1
D2	at MONT	18	3-5	3-5	0-0	1	2	0	1	9
D7	at SAC	28	2-3	1-2	1-2	6	3	0	0	6
D9	SEA	22	0-3	0-2	0-0	3	3	0	1	0
D15	at USF	15	0-0	0-0	0-0	2	2	0	1	0
D17	SMC	24	4-6	3-5	1-2	4	5	0	5	12
D29	DOM	24	3-6	3-6	2-2	1	5	0	0	11
J5	at UCR	18	0-1	0-1	0-0	2	3	1	0	0
J12	at HAW	21	0-2	0-2	2-3	5	4	0	1	2
J17	CSF	19	0-1	0-1	0-0	3	2	0	0	0
J19	UCI	30	1-4	1-2	0-0	5	2	0	0	3
J24	at CSUN	29	4-10	4-9	0-0	4	7	0	1	12
J26	at CSF	24	2-7	2-5	0-0	1	1	0	0	6
J31	LBSU	26	0-0	0-0	0-0	2	4	0	2	0
F2	CSUN	33	1-4	1-4	0-0	3	3	1	0	3
F7	at UCSB	23	1-4	0-3	0-0	3	3	0	1	2
F9	at CP	28	1-4	0-2	0-0	4	5	1	2	2
F14	UCR	31	3-4	2-3	0-2	1	5	0	1	8
F23	HAW	23	5-6	5-5	1-2	1	3	0	1	16
F28	at LBSU	28	1-3	1-2	2-2	1	4	0	0	5
M2	at UCI	31	0-2	0-1	0-0	7	2	0	0	0
M6	CP	27	2-3	1-2	0-1	3	4	0	1	5
M9	UCSB	29	5-5	5-5	0-0	3	4	0	1	15
M15	vs. UCI	30	2-5	1-4	0-0	0	4	0	1	5
M16	vs. HAW	30	1-4	1-2	2-2	2	5	1	2	5

DATE	OPP.	MIN	FG	3P	FT	R	A	B	S	P
N7	at STAN	20	3-11	2-8	3-5	4	0	1	2	11
N11	PAC	32	5-12	4-9	1-2	5	0	0	3	15
N16	at PSU	30	1-10	0-8	2-2	6	1	1	3	4
N18	at WSU	27	5-10	2-5	2-2	4	0	0	0	14
N23	SUU	18	5-12	2-7	0-0	5	0	0	1	12
N27	at LMU	27	6-12	2-7	0-0	1	2	0	1	14
D1	vs. NEV	17	0-2	0-2	0-0	7	1	1	0	0
D2	at MONT	13	0-5	0-5	0-0	2	2	0	0	0
D7	at SAC	16	7-13	1-5	6-7	4	1	1	2	21
D9	SEA	16	2-7	0-2	1-2	5	1	1	0	5
D15	at USF	18	2-7	2-5	0-0	2	0	0	0	6
D17	SMC	21	4-9	4-7	2-2	0	0	0	0	14
D29	DOM	17	3-7	2-6	0-2	9	0	0	0	8
J5	at UCR	18	2-6	2-5	0-4	4	0	1	0	6
J12	at HAW	24	4-8	3-6	0-0	3	1	0	2	11
J17	CSF	16	2-6	0-2	1-2	5	0	3	0	5
J19	UCI	15	4-7	4-6	0-0	3	0	0	0	12
J24	at CSUN	34	5-12	4-11	0-0	2	1	0	2	14
J26	at CSF	20	4-7	2-3	1-2	3	2	0	2	11
J31	LBSU	20	4-7	4-6	0-0	1	0	0	1	12
F2	CSUN	17	2-5	1-4	0-0	4	0	0	0	5
F7	at UCSB	19	3-5	1-2	0-0	5	1	0	0	7
F9	at CP	20	6-8	4-6	0-0	2	0	0	0	16
F14	UCR	23	2-7	0-4	0-0	7	0	0	1	4
F23	HAW	19	3-6	2-3	4-4	1	0	0	0	12
F28	at LBSU	20	1-4	1-3	2-2	3	1	0	1	5
M2	at UCI	18	1-5	0-4	4-4	5	0	0	1	6
M6	CP	15	4-9	2-5	3-4	2	1	0	3	13
M9	UCSB	17	2-7	2-6	0-0	5	1	0	1	6
M15	vs. UCI	20	2-3	1-2	0-0	4	0	1	1	5
M16	vs. HAW	17	0-3	0-1	2-2	5	0	0	0	2



## CIERRA McKEOWN

5-9 • Guard  
Junior  
MAJOR: Human Development  
Touchet, Wash.  
Touchet HS '16  
Walla Walla Community College



## SAGE STOBBART

6-3 • Post  
Redshirt Freshman  
MAJOR: Undeclared  
North Vancouver, B.C.  
Seycove Secondary HS '17

**2018-19:** Has appeared in 29 games off the bench for the Aggies in her first season at the Division I level after transferring from Walla Walla Community College... Made her Division I debut in the season opener at Stanford, scoring six points on a pair of three-pointers and swiping three steals... Finished in double figures four times, including a career-high 17 points against Dominican on Dec. 29, hitting 5-of-6 from the floor -- all of them three-pointers... Also grabbed a career-high five rebounds in that game against the Penguins... Also added 13 points in a win over Cal State Fullerton (Jan. 17), 12 points against Pacific (Nov. 11), and 11 more at Montana (Dec. 2)... Finished with a career-high three assists at Sacramento State on Dec. 7.

**2018-19:** After redshirting all of the 2017-18 season, Stobbart has appeared in all 31 games off the bench for the Aggies in the post... Made her Division I debut in the season opener at Stanford, scoring her first career points and grabbing three rebounds... Posted her first career double-double with a 12-point (on 6-of-10 from the floor), 10-rebound effort in a win at Sacramento State on Dec. 7... Added a second double-digit rebounding performance against Southern Utah on Nov. 23, to go with six points... Blocked a career-high two shots four times... Ranks second on the team with 15 blocked shots overall.

DATE	OPP.	MIN	FG	3P	FT	R	A	B	S	P
N7	at STAN	18	2-8	2-5	0-0	0	1	0	3	6
N11	PAC	16	4-6	4-6	0-0	4	1	0	0	12
N16	at PSU	17	3-13	2-11	0-0	2	2	0	1	8
N18	at WSU	3	0-0	0-0	0-0	1	0	0	0	0
N23	SUU	13	0-2	0-2	0-0	0	0	1	0	0
N27	at LMU	dnp								
D1	vs. NEV	12	3-4	3-4	0-0	1	0	0	0	9
D2	at MONT	24	4-12	3-11	0-0	3	0	0	0	11
D7	at SAC	15	1-5	1-3	2-2	5	3	0	2	5
D9	SEA	10	2-5	1-2	0-0	0	0	0	0	5
D15	at USF	14	1-4	1-4	2-2	1	0	0	1	5
D17	SMC	4	0-0	0-0	0-0	0	1	0	0	0
D29	DOM	17	5-6	5-6	2-2	5	1	0	0	17
J5	at UCR	16	3-4	2-3	0-0	2	0	0	0	8
J12	at HAW	7	0-1	0-1	0-0	0	0	1	0	0
J17	CSF	14	4-8	3-6	2-2	3	0	0	1	13
J19	UCI	12	2-5	0-3	0-0	0	0	1	1	4
J24	at CSUN	8	0-6	0-6	0-0	2	1	0	0	0
J26	at CSF	13	1-3	0-2	0-0	2	1	0	0	2
J31	LBSU	14	0-3	0-3	0-0	1	0	0	0	0
F2	CSUN	7	1-3	1-3	0-0	0	1	0	0	3
F7	at UCSB	13	0-3	0-2	0-0	0	0	0	0	0
F9	at CP	14	2-7	1-5	0-0	1	2	0	0	5
F14	UCR	12	1-2	0-1	2-2	1	0	0	0	4
F23	HAW	8	1-1	0-0	0-0	2	1	0	1	2
F28	at LBSU	5	0-0	0-0	0-0	0	0	0	0	0
M2	at UCI	1	0-1	0-1	0-0	1	0	0	0	0
M6	CP	13	1-2	1-2	1-2	1	1	0	0	4
M9	UCSB	13	0-2	0-2	0-0	0	2	0	2	0
M15	vs. UCI	6	1-3	1-2	0-0	0	0	0	0	3
M16	vs. HAW	dnp								

DATE	OPP.	MIN	FG	3P	FT	R	A	B	S	P
N7	at STAN	17	1-5	0-0	0-0	3	0	0	0	2
N11	PAC	7	1-2	0-0	0-0	1	2	0	0	2
N16	at PSU	11	2-5	0-1	0-2	2	0	1	0	4
N18	at WSU	11	0-4	0-1	0-0	4	1	2	1	0
N23	SUU	18	2-5	1-2	1-2	10	2	1	1	6
N27	at LMU	10	1-1	0-0	0-0	1	0	2	0	2
D1	vs. NEV	20	2-4	0-0	2-4	3	2	1	0	6
D2	at MONT	17	2-2	0-0	0-0	5	0	0	1	4
D7	at SAC	15	6-10	0-0	0-2	10	0	1	2	12
D9	SEA	12	1-3	0-1	4-4	5	0	0	1	6
D15	at USF	10	0-2	0-0	0-0	5	3	0	0	0
D17	SMC	9	1-2	0-1	0-0	1	0	0	0	2
D29	DOM	17	1-6	0-1	1-2	5	2	0	0	3
J5	at UCR	13	2-4	1-1	0-0	2	0	0	0	5
J12	at HAW	6	0-0	0-0	0-0	1	0	0	0	0
J17	CSF	20	2-6	0-3	0-0	5	2	2	0	4
J19	UCI	12	2-5	0-1	0-0	9	0	0	0	4
J24	at CSUN	21	1-3	0-0	0-0	3	0	0	1	2
J26	at CSF	14	0-2	0-1	0-0	2	1	0	0	0
J31	LBSU	10	0-1	0-0	0-0	4	0	0	0	0
F2	CSUN	15	1-4	0-0	0-2	7	0	0	0	2
F7	at UCSB	14	2-6	0-1	0-0	5	0	0	0	4
F9	at CP	17	1-2	1-1	0-0	1	1	1	1	3
F14	UCR	7	2-4	0-0	0-0	3	1	0	0	4
F23	HAW	11	0-2	0-1	0-0	3	1	0	0	0
F28	at LBSU	9	1-3	0-0	0-0	6	0	1	0	2
M2	at UCI	10	0-1	0-0	0-0	4	0	0	0	0
M6	CP	13	1-3	0-1	0-2	4	0	1	0	2
M9	UCSB	17	4-7	0-1	0-1	5	0	2	0	8
M15	vs. UCI	12	2-2	1-1	0-0	5	0	0	0	5
M16	vs. HAW	3	0-1	0-0	0-0	3	0	0	0	0



## KATIE TOOLE

5-10 • Guard  
Redshirt Junior  
MAJOR: Nutrition Science  
Farmington, Utah  
Viewmont HS '15  
Utah State



## EMMA GIBB

6-2 • Forward/Center  
Redshirt Sophomore  
MAJOR: Human Development  
McMinnville, Ore.  
Western Mennonite School '16

**2018-19:** After sitting out the 2017-18 season due to NCAA transfer rules after transferring from Utah State, appeared in 22 games for the Aggies this season off the bench... Made her UC Davis debut in the season opener at Stanford, and scored her first points as an Aggie with a seven-point night against Southern Utah on Nov. 23... Posted double figures for the first time in her UC Davis career against Cal Poly on March 6, finishing 4-for-4 from the field and 2-for-2 from the line for 10 points against the Mustangs... Grabbed an Aggie career high four rebounds against UC Irvine on Jan. 19... Hit her lone three-pointer of the season against Cal State Fullerton on Jan. 26 on the road.

**2018-19:** After missing most of the last two seasons due to injury, Gibb was healthy enough to appear in 14 games for the Aggies off the bench this season... Finished with a career-high six points on 3-of-4 from the field against Dominican on Dec. 29, adding four rebounds, two assists, and a steal, against the Penguins... Grabbed a career-high six rebounds against Southern Utah on Nov. 23 while blocking a shot against the Thunderbirds.

DATE	OPP.	MIN	FG	3P	FT	R	A	B	S	P
N7	at STAN	10	0-2	0-0	0-0	0	0	0	0	0
N11	PAC	dnp								
N16	at PSU	3	0-0	0-0	0-0	1	0	0	0	0
N18	at WSU	dnp								
N23	SUU	17	2-2	0-0	3-4	2	0	0	0	7
N27	at LMU	6	0-0	0-0	0-0	0	0	0	0	0
D1	vs. NEV	7	0-0	0-0	0-0	3	0	0	0	0
D2	at MONT	dnp								
D7	at SAC	7	1-1	0-0	0-0	0	0	0	0	2
D9	SEA	15	3-4	0-0	0-0	2	1	1	0	6
D15	at USF	1	0-1	0-0	0-0	1	0	0	0	0
D17	SMC	dnp								
D29	DOM	20	2-4	0-0	1-2	2	2	1	1	5
J5	at UCR	1	0-0	0-0	0-0	0	0	0	0	0
J12	at HAW	dnp								
J17	CSF	13	1-1	0-0	1-2	2	0	0	0	3
J19	UCI	8	0-0	0-0	0-0	4	1	0	1	0
J24	at CSUN	dnp								
J26	at CSF	14	2-3	1-1	0-0	3	2	0	0	5
J31	LBSU	5	0-0	0-0	0-0	0	0	0	0	0
F2	CSUN	dnp								
F7	at UCSB	9	0-1	0-0	0-0	0	2	0	0	0
F9	at CP	7	1-2	0-0	4-4	1	0	0	0	6
F14	UCR	dnp								
F23	HAW	4	0-0	0-0	2-2	0	0	0	0	2
F28	at LBSU	5	0-0	0-0	0-0	0	0	0	0	0
M2	at UCI	2	1-1	0-0	0-0	1	0	0	0	2
M6	CP	10	4-4	0-0	2-2	2	1	0	0	10
M9	UCSB	11	0-1	0-0	0-0	3	0	0	0	0
M15	vs. UCI	7	0-1	0-0	2-2	1	0	0	0	2
M16	vs. HAW	dnp								

DATE	OPP.	MIN	FG	3P	FT	R	A	B	S	P
N7	at STAN	dnp								
N11	PAC	dnp								
N16	at PSU	1	0-1	0-0	0-0	0	0	0	0	0
N18	at WSU	dnp								
N23	SUU	5	0-0	0-0	0-0	6	0	1	0	0
N27	at LMU	dnp								
D1	vs. NEV	2	0-0	0-0	0-0	0	0	0	0	0
D2	at MONT	dnp								
D7	at SAC	3	1-1	0-0	0-0	0	1	0	0	2
D9	SEA	5	0-2	0-0	0-0	1	1	0	0	0
D15	at USF	dnp								
D17	SMC	dnp								
D29	DOM	7	3-4	0-0	0-0	4	2	0	1	6
J5	at UCR	dnp								
J12	at HAW	dnp								
J17	CSF	2	0-0	0-0	0-0	0	1	0	1	0
J19	UCI	dnp								
J24	at CSUN	dnp								
J26	at CSF	4	0-1	0-0	2-2	3	0	0	0	2
J31	LBSU	dnp								
F2	CSUN	dnp								
F7	at UCSB	1	0-0	0-0	0-0	0	0	0	0	0
F9	at CP	dnp								
F14	UCR	dnp								
F23	HAW	2	1-2	0-0	0-0	0	0	0	0	2
F28	at LBSU	dnp								
M2	at UCI	1	0-0	0-0	0-0	0	0	0	0	0
M6	CP	5	1-3	0-0	0-0	1	0	1	0	2
M9	UCSB	3	1-2	0-0	0-0	2	0	0	1	2
M15	vs. UCI	3	0-0	0-0	0-0	0	0	1	0	0
M16	vs. HAW	dnp								





## KAITLYN HSU

5-6 • Guard  
Junior  
MAJOR: Global Disease Biology  
Irvine, Calif.  
Northwood HS '16

**2018-19:** Appeared in 13 games off the bench for the Aggies this season... Finished with a career-high four points against UC Irvine in the semifinals of the Big West Tournament, hitting both her shots from the floor... Also had two points in wins over Dominican and at Cal State Fullerton... Grabbed a pair of rebounds at UC Santa Barbara on Feb. 7, blocking her first career shot in the same game.



## MAKAILA SANDERS

5-8 • Guard  
Freshman  
MAJOR: Undeclared  
Sacramento, Calif.  
Foothill HS '18

**2018-19:** True freshman who saw action in 13 games off the bench for UC Davis this season... Made her collegiate debut in the season opener against Stanford, draining a three-pointer from the corner for her first career points... Grabbed a career-high four rebounds in a home victory over Cal Poly on March 6, adding three points and an assist.

DATE	OPP.	MIN	FG	3P	FT	R	A	B	S	P
N7	at STAN	3	0-0	0-0	0-0	0	0	0	0	0
N11	PAC	dnp								
N16	at PSU	dnp								
N18	at WSU	dnp								
N23	SUU	dnp								
N27	at LMU	dnp								
D1	vs. NEV	dnp								
D2	at MONT	dnp								
D7	at SAC	dnp								
D9	SEA	dnp								
D15	at USF	dnp								
D17	SMC	dnp								
D29	DOM	11	1-1	0-0	0-0	1	0	0	1	2
J5	at UCR	dnp								
J12	at HAW	dnp								
J17	CSF	2	0-0	0-0	0-0	0	0	0	0	0
J19	UCI	2	0-0	0-0	0-0	0	0	0	0	0
J24	at CSUN	dnp								
J26	at CSF	6	1-1	0-0	0-0	0	1	0	0	2
J31	LBSU	2	0-0	0-0	0-0	0	0	0	0	0
F2	CSUN	dnp								
F7	at UCSB	2	0-0	0-0	0-0	2	0	1	0	0
F9	at CP	dnp								
F14	UCR	dnp								
F23	HAW	2	0-0	0-0	0-0	0	1	0	0	0
F28	at LBSU	3	0-0	0-0	0-0	0	0	0	0	0
M2	at UCI	1	0-0	0-0	0-0	0	0	0	0	0
M6	CP	2	0-0	0-0	0-0	0	0	0	0	0
M9	UCSB	3	0-1	0-0	0-0	0	0	0	0	0
M15	vs. UCI	3	2-2	0-0	0-0	0	0	0	0	4
M16	vs. HAW	dnp								

DATE	OPP.	MIN	FG	3P	FT	R	A	B	S	P
N7	at STAN	3	1-1	1-1	0-0	0	0	0	0	3
N11	PAC	dnp								
N16	at PSU	dnp								
N18	at WSU	dnp								
N23	SUU	dnp								
N27	at LMU	dnp								
D1	vs. NEV	dnp								
D2	at MONT	dnp								
D7	at SAC	dnp								
D9	SEA	dnp								
D15	at USF	dnp								
D17	SMC	dnp								
D29	DOM	8	0-1	0-0	0-0	1	1	1	0	0
J5	at UCR	dnp								
J12	at HAW	dnp								
J17	CSF	2	1-1	1-1	0-0	0	0	0	0	3
J19	UCI	1	0-0	0-0	0-0	0	0	0	1	0
J24	at CSUN	dnp								
J26	at CSF	4	0-1	0-0	0-0	1	0	0	0	0
J31	LBSU	2	0-1	0-1	0-0	1	0	0	0	0
F2	CSUN	dnp								
F7	at UCSB	2	1-1	0-0	0-0	0	0	0	0	2
F9	at CP	1	0-1	0-0	0-0	1	0	0	0	0
F14	UCR	1	0-0	0-0	0-0	0	0	0	0	0
F23	HAW	2	0-0	0-0	0-0	0	0	0	0	0
F28	at LBSU	dnp								
M2	at UCI	dnp								
M6	CP	8	1-2	0-0	1-3	4	1	0	0	3
M9	UCSB	5	1-1	0-0	0-0	1	0	0	0	2
M15	vs. UCI	3	0-2	0-1	0-0	1	0	0	0	0
M16	vs. HAW	dnp								



## SOPHIA SONG

5-11 • Guard  
Junior  
MAJOR: Biological Sciences  
Monterey Park, Calif.  
Mark Keppel HS '16



## MORGAN BERTSCH

6-4 • Forward  
Redshirt Senior  
MAJOR: Biomedical Engineering  
Santa Rosa, Calif.  
Santa Rosa HS '14

**2018-19:** Appeared in all 31 games for the Aggies, eventually becoming a regular in the starting lineup with starts in 16 of the team's last 20 games... Finished in double figures in four games, including a career-high 15 points in a win at San Francisco on Dec. 15, hitting 5-of-9 from the field -- all but one of those attempts from beyond the arc... Hit only one field goal in the Big West Tournament championship game, but it was a three-pointer that brought the Aggies all the way back from a 17-point third quarter deficit, giving her team the lead for good... Finished with a career-high six rebounds at Cal State Fullerton on Jan. 26... Added 12 points in a home win over Cal Poly on March 6, 11 more (on 5-of-6 from the floor) against Nevada on Dec. 1, and 10 points at Hawai'i on Jan. 12.

### HONORS & AWARDS

- 2019 Big West Player of the Year & All-Big West First Team
- 2019 Big West Tournament MVP
- Six-time Big West Player of the Week
- 2019 Big West All-Defensive Team

**2018-19:** Has started all 31 games... Has scored in double figures in all 31 games (including her last 66 consecutive)... All-time leading scorer in UC Davis men's and women's basketball history... Ranks fourth on the Big West career scoring list... Her 729 points this season are a school single-season record... Set a school single-game record with 40 points at Sacramento State on Dec. 7... Collected her first double-double of the season with 16 points and 10 rebounds on "Senior Night" against UC Santa Barbara on March 9... Averaged 24.5 ppg and 8.0 rpg en route to Big West Tournament MVP honors... Scored 30-or-more points five times this season and had 22 games of 20-or-more points... Holds the school record for 20-point games in a season and career (60)... Scored 20-or-more points in six straight games from Dec. 17-Jan. 19, and in eight straight from Jan. 31 to March 2.

DATE	OPP.	MIN	FG	3P	FT	R	A	B	S	P
N7	at STAN	9	0-1	0-1	0-0	1	0	0	0	0
N11	PAC	11	1-2	0-0	0-0	2	0	0	0	2
N16	at PSU	13	1-3	1-3	0-0	3	0	0	0	3
N18	at WSU	18	2-6	1-4	0-0	2	0	0	1	5
N23	SUU	14	0-2	0-0	1-1	1	0	0	1	1
N27	at LMU	11	0-0	0-0	0-0	3	1	0	1	0
D1	vs. NEV	20	5-6	0-0	1-2	4	1	0	0	11
D2	at MONT	17	2-6	1-5	0-0	1	1	0	1	5
D7	at SAC	20	2-3	0-1	0-0	4	1	0	0	4
D9	SEA	19	3-6	0-2	2-2	1	0	0	2	8
D15	at USF	27	5-9	5-8	0-2	0	0	0	0	15
D17	SMC	28	2-6	1-4	3-6	2	0	0	0	8
D29	DOM	20	3-6	3-4	0-0	5	1	0	0	9
J5	at UCR	24	0-2	0-1	1-2	2	1	0	0	1
J12	at HAW	29	4-7	2-5	0-0	0	1	0	0	10
J17	CSF	22	2-5	1-3	2-3	2	0	0	0	7
J19	UCI	17	3-6	1-4	0-0	5	1	0	0	7
J24	at CSUN	15	1-5	1-5	0-0	2	1	0	2	3
J26	at CSF	21	2-2	2-2	2-2	6	2	0	0	8
J31	LBSU	21	4-8	1-3	0-0	1	2	0	0	9
F2	CSUN	30	1-4	1-4	0-0	2	3	0	1	3
F7	at UCSB	18	1-3	0-1	2-3	3	1	0	0	4
F9	at CP	18	2-4	2-4	0-0	2	1	0	2	6
F14	UCR	15	1-1	1-1	2-2	0	1	1	0	5
F23	HAW	21	1-1	1-1	0-0	3	1	0	1	3
F28	at LBSU	30	3-8	3-7	0-0	3	0	1	0	9
M2	at UCI	27	2-7	2-5	2-2	3	1	1	1	8
M6	CP	21	4-8	2-5	2-2	1	2	0	0	12
M9	UCSB	20	2-5	1-3	0-0	2	2	0	0	5
M15	vs. UCI	25	0-5	0-4	2-2	2	1	1	1	2
M16	vs. HAW	34	1-1	1-1	3-4	2	0	0	0	6

DATE	OPP.	MIN	FG	3P	FT	R	A	B	S	P
N7	at STAN	33	5-15	2-2	4-8	5	1	2	2	16
N11	PAC	33	11-25	0-0	9-12	5	1	5	0	31
N16	at PSU	30	5-16	0-0	9-10	9	0	0	2	19
N18	at WSU	31	14-23	2-4	4-4	7	3	3	2	34
N23	SUU	19	7-14	0-1	3-4	3	4	0	2	17
N27	at LMU	33	7-16	1-2	10-11	4	1	1	1	25
D1	vs. NEV	24	9-15	0-0	3-5	2	1	2	1	21
D2	at MONT	31	5-13	1-2	2-2	9	2	1	1	13
D7	at SAC	22	16-28	0-0	8-8	9	1	2	0	40
D9	SEA	25	9-15	1-2	9-10	5	1	2	3	28
D15	at USF	30	4-11	0-0	6-6	7	3	0	0	14
D17	SMC	33	11-24	0-2	0-0	4	1	0	1	22
D29	DOM	17	9-10	1-1	3-4	7	3	1	0	22
J5	at UCR	29	11-19	1-1	8-10	8	0	0	0	31
J12	at HAW	32	13-28	1-2	2-3	4	0	3	3	29
J17	CSF	23	9-13	1-1	6-7	7	3	2	4	25
J19	UCI	27	8-14	2-2	11-11	3	5	3	0	29
J24	at CSUN	31	7-15	1-1	2-2	6	2	2	5	17
J26	at CSF	22	8-13	0-2	3-4	6	4	1	0	19
J31	LBSU	25	7-15	2-2	8-10	4	2	1	2	24
F2	CSUN	31	10-25	0-1	0-1	6	3	0	2	20
F7	at UCSB	25	10-18	1-3	6-7	7	0	1	2	27
F9	at CP	23	7-16	1-1	6-7	8	4	2	1	21
F14	UCR	32	11-19	0-0	8-11	9	1	0	1	30
F23	HAW	30	7-19	1-3	5-6	4	2	1	1	20
F28	at LBSU	31	10-16	1-1	4-6	6	1	3	2	25
M2	at UCI	27	11-18	0-2	4-6	5	1	3	0	26
M6	CP	22	6-11	1-2	6-7	3	1	1	1	19
M9	UCSB	23	3-11	0-0	10-10	10	1	1	0	16
M15	vs. UCI	25	7-11	1-2	10-13	8	3	1	0	25
M16	vs. HAW	37	9-23	0-2	6-7	8	2	0	0	24



## KAYLA KONRAD

6-0 • Forward  
Redshirt Freshman  
MAJOR: Biological Sciences  
Valencia, Calif.  
Valencia HS '17



## CIERRA HALL

6-0 • Forward  
Sophomore  
MAJOR: Cell Biology  
Cypress, Calif.  
Fairmont Prep Academy '17

**2018-19:** After redshirting the 2017-18 season due to injury, she has appeared in all 31 games, making 10 starts... Made her collegiate debut against Stanford in the season opener, and scored her first career points with five against Pacific to go with five rebounds on Nov. 11... Made her first career start at Washington State on Nov. 18, finishing with 12 points (5-of-9) to go with three rebounds and two assists... Also finished with 12 points three games later against Nevada, adding 10 rebounds and hitting 5-of-9 from the field once again, to collect her first career double-double... Grabbed a career-high 11 rebounds against Dominican on Dec. 29... Her five assists at Sacramento State on Dec. 7 are also a career best.

### HONORS & AWARDS

- 2019 Big West All-Tournament Team

**2018-19:** Has started all 31 games, averaging 24.9 minutes per contest... Enjoying career highs in scoring (6.7 ppg) and rebounding (6.4 rpg), shooting nearly 43 percent from the field... Big West All-Tournament Team selection after averaging 14.5 ppg and 6.5 rpg while shooting 57 percent from the field in the two wins... Finished in double figures eight times, including a season-high 15 points against UC Irvine in the Big West Tournament semifinals... Posted a team-high six games with 10-or-more rebounds and led the team with 198 rebounds overall (including 64 on the offensive end)... Finished with a double-double of 13 points and 12 rebounds (five offensive) at San Francisco on Dec. 15... Posted a career-high 13 rebounds at Sacramento State on Dec. 7... Also added 12 rebounds at Long Beach State on Feb. 28... Narrowly missed a second double-double with nine points and nine rebounds at UC Riverside on Jan. 5... The six field goals made against UC Irvine in the conference semifinals were a season high until she made seven baskets against Hawai'i in the championship game.

DATE	OPP.	MIN	FG	3P	FT	R	A	B	S	P
N7	at STAN	10	0-0	0-0	0-0	4	0	0	1	0
N11	PAC	18	2-6	0-1	1-2	5	2	0	2	5
N16	at PSU	22	1-5	0-3	0-0	4	3	0	0	2
N18	at WSU	32	5-9	2-4	0-0	3	2	0	0	12
N23	SUU	21	2-3	0-1	0-0	2	0	0	2	4
N27	at LMU	20	1-5	0-2	0-0	4	1	0	0	2
D1	vs. NEV	27	5-9	0-1	2-4	10	4	0	0	12
D2	at MONT	22	1-4	0-2	0-0	3	1	0	0	2
D7	at SAC	22	3-6	1-1	0-0	6	5	1	1	7
D9	SEA	23	1-5	0-1	0-0	5	2	0	1	2
D15	at USF	20	1-4	0-1	0-0	3	0	1	0	2
D17	SMC	17	1-3	0-0	1-4	4	2	0	0	3
D29	DOM	22	2-7	0-1	0-0	11	3	0	0	4
J5	at UCR	14	2-2	0-0	0-0	2	2	0	1	4
J12	at HAW	25	1-2	0-0	1-2	3	1	1	1	3
J17	CSF	18	0-6	0-1	0-0	6	1	0	1	0
J19	UCI	19	2-2	0-0	1-1	7	0	2	0	5
J24	at CSUN	18	2-4	0-0	0-0	6	1	0	1	4
J26	at CSF	17	1-2	0-0	1-2	2	0	0	1	3
J31	LBSU	19	1-1	0-0	4-6	3	1	0	1	6
F2	CSUN	10	2-3	0-0	0-0	1	2	0	0	4
F7	at UCSB	19	3-7	0-0	0-4	6	2	0	1	6
F9	at CP	19	3-4	1-1	1-4	6	0	0	0	8
F14	UCR	20	2-4	0-0	1-2	6	0	0	0	5
F23	HAW	21	0-1	0-0	1-2	2	2	0	0	1
F28	at LBSU	15	0-4	0-2	0-0	5	0	0	1	0
M2	at UCI	17	2-4	0-0	0-0	3	0	0	0	4
M6	CP	17	2-3	0-0	0-0	4	1	1	0	4
M9	UCSB	16	1-4	0-0	3-3	7	2	0	0	5
M15	vs. UCI	16	0-1	0-0	0-0	1	2	0	0	0
M16	vs. HAW	13	1-4	0-0	0-0	2	0	0	0	2

DATE	OPP.	MIN	FG	3P	FT	R	A	B	S	P
N7	at STAN	27	1-7	0-4	0-0	4	0	0	1	2
N11	PAC	30	3-5	0-1	1-1	10	2	0	1	7
N16	at PSU	19	3-9	0-1	0-1	4	0	0	0	6
N18	at WSU	26	1-6	0-2	0-0	3	2	0	1	2
N23	SUU	22	3-7	0-1	0-0	11	3	0	1	6
N27	at LMU	32	0-6	0-4	1-2	9	3	1	0	1
D1	vs. NEV	25	4-6	0-1	2-4	3	3	1	0	10
D2	at MONT	26	2-7	0-1	0-0	7	4	0	1	4
D7	at SAC	21	2-3	0-0	2-6	13	1	1	0	6
D9	SEA	23	3-4	0-0	1-2	6	4	0	1	7
D15	at USF	35	4-9	0-1	5-6	12	2	0	0	13
D17	SMC	30	3-5	0-2	3-4	3	4	1	2	9
D29	DOM	17	2-4	1-1	0-0	3	8	1	0	5
J5	at UCR	37	2-8	0-2	5-8	9	2	0	0	9
J12	at HAW	23	0-3	0-1	2-2	7	1	0	0	2
J17	CSF	17	1-1	0-0	2-2	2	1	0	1	4
J19	UCI	26	2-2	0-0	2-2	2	0	1	1	6
J24	at CSUN	10	0-1	0-0	0-0	1	0	0	0	0
J26	at CSF	19	4-5	2-2	1-2	3	1	0	1	11
J31	LBSU	27	2-6	0-2	4-6	7	0	1	2	8
F2	CSUN	27	4-7	0-0	3-3	7	2	0	1	11
F7	at UCSB	25	4-6	0-0	5-6	8	4	0	1	13
F9	at CP	25	1-4	0-3	1-1	6	2	2	0	3
F14	UCR	31	3-11	1-3	0-0	8	3	0	1	7
F23	HAW	24	1-7	0-3	0-0	4	1	0	1	2
F28	at LBSU	22	2-5	1-1	2-2	12	1	0	2	7
M2	at UCI	29	5-8	0-3	0-0	4	1	2	1	10
M6	CP	21	3-6	0-0	2-5	10	3	1	1	8
M9	UCSB	19	3-6	1-1	0-0	7	1	0	0	7
M15	vs. UCI	22	6-10	1-1	2-2	6	1	1	1	15
M16	vs. HAW	34	7-13	0-2	0-2	7	4	0	1	14