

UC DAVIS

2018-19
MEN'S BASKETBALL

Game 28



CAL STATE FULLERTON TITANS (14-14, 10-4) at UC DAVIS AGGIES (10-17, 6-7)

March 2, 2019 • 7 p.m.
The Pavilion (5,931) - Davis, Calif.

Video: BigWest.TV
Radio: Sports 1140 KHTK
Internet Audio: TuneIn Radio (Search: KHTK)
UCDavisAggies.com
Live Stats: UCDavisAggies.com
In-game Twitter Updates: @UCDavisMBB

UC DAVIS QUICK FACTS

Location	Davis, Calif.
Enrollment	37,395
Established/Founded	1905/1908
Chancellor	Gary S. May
Branding Colors	Blue: CMYK: 100/69/8/54 Gold - CMYK: 13/19/62/28
Conference	Big West
Facility	The Pavilion (5,931)
Press Row Phone	(530) 752-1271
Director of Athletics	Dr. Kevin Blue
Deputy Director of Athletics	Rocko DeLuca
Faculty Athletics Representative	Scott Carrell

Basketball Information

Head Coach	Jim Les (Bradley '86)
Best time to reach Coach Les	Contact SID
Assoc. Head Coach	Kevin Nosek (UC Davis '99)
Asst. Coaches	Kyle Vogt (Lakeland College '04) Jonathan Metzger-Jones (Pacific '02)
Dir. of Ops.	Jody Steliga (Concordia Irvine '07)
Dir. of Player Dev./Video	Brendon McShea
Athletic Trainer	Samm Brockel
Strength & Conditioning	Justin Landry
Student-Athlete Outcomes	Laura Goldhammer
Program's First Season	1910
2017-18 Overall Record	22-11
2017-18 Conference Record	12-4 (BWC Champs)
2017-18 Postseason	NIT First Round
Letterwinners/Starters Returning	7/4
Redshirts Returning	4
Newcomers/Transfers	4/0
Big West Championships	2015, '17, '18
NCAA Tournament Appearances	2017
NIT Tournament Appearances	2015, '18

OPENING TIP

A season-ending four-game homestand will continue on Saturday when UC Davis hosts Cal State Fullerton in a Big West contest that will begin at 7 p.m. In this matchup, the Aggies will look to bounce back from Thursday night's result against a Titan team they faced last week.

In last week's game at Titan Gym, senior guard Siler Schneider scored a season-high 27 points on 11 of 15 shooting, junior guard Stefan Gonzalez recorded 10 points, which included two baskets from three, and junior guard Joe Mooney led everyone that night with nine rebounds in a game that went down to the wire.

That evening, eight lead changes took place throughout the second half in a game that saw CSF escape with a narrow four-point win.

This week, it is the Titans' turn to hit the road since their trip to Davis, a familiar one to a member of the Fullerton's coaching staff, is the team's penultimate game of the season.

Now in his sixth season as head coach, Dedrique Taylor was a former Aggie basketball student-athlete who graduated in 1997. His team will square off against a squad featuring another Aggie alum in associate head coach Kevin Nosek, a 1999 graduate who was a member of UC Davis' national championship team.

Since UC Irvine locked up the No. 1 seed at the Big West Tournament, both UC Davis and Cal State Fullerton are jockeying for the highest possible seed and best potential matchups from now through next Saturday's respective regular season finale.

UC Davis fans should keep an eye on this Titan quartet, one comprised by Khalil Ahmad, Kyle Allman, Jr., Jackson Rowe and Austen Awosika, since they are responsible for 794 of the team's 1,022 points (78 pct.) throughout league play.

Of the last seven games played on Hamilton Court between these teams, UC Davis emerged victorious on five occasions — another example of why the Aggies are one of the, if not the toughest Big West team to face on their home floor.

Since the 2014-15 season, no league team holds a higher home win percentage than UC Davis.

Series Record: UC Davis trails 21-16
Last UC Davis Win: 3/10/17 - N, 66-64 (OT)
Last Cal State Fullerton Win: 2/21/19 - A, 62-58
Series Streak: Cal State Fullerton +4

SCHEDULE/RESULTS

Overall: 10-17 Big West: 6-7
Home: 6-4 Road: 3-12 Neutral: 1-1

Nov. 6	San Francisco	L, 76-42
Nov. 9	San Diego	L, 76-57
Nov. 12	at Arkansas ²	L, 81-58
Nov. 17	vs. Texas A&M Corpus Christi ²	W, 54-57 (OT)
Nov. 18	at UT Arlington ²	L, 68-59
Nov. 20	vs. Sacramento State ¹	L, 58-55
Nov. 23	at Indiana ²	L, 76-62
Nov. 29	Northern Arizona	W, 73-57

Dec. 5	at Northern Illinois	L, 71-62
Dec. 16	William Jessup	W, 83-65
Dec. 22	at Arizona	L, 70-68
Dec. 28	at Loyola Marymount	L, 77-59
Dec. 30	at USC	L, 73-55

Jan. 5	Holy Names	W, 90-60
Jan. 10	at UC Irvine*	L, 71-69 (OT)
Jan. 12	at Long Beach State*	L, 82-77
Jan. 17	UC Santa Barbara*	L, 69-58
Jan. 19	Cal Poly*	W, 75-63
Jan. 26	at Hawai'i*	L, 80-60

Feb. 2	at UC Riverside*^	W, 84-71
Feb. 7	at Cal Poly*	W, 63-53
Feb. 9	at UC Santa Barbara*^	W, 61-57
Feb. 13	CSUN*	W, 76-59
Feb. 16	Long Beach State*	W, 77-73
Feb. 21	at Cal State Fullerton*^	L, 62-58
Feb. 23	at CSUN*	L, 81-76 (OT)
Feb. 28	UC Irvine*	L, 64-48

March 2	Cal State Fullerton* (BigWest.TV) ... 7 p.m.
March 7	Hawai'i* (BigWest.TV) 7 p.m.
March 9	UC Riverside*^ (BigWest.TV) 5 p.m.
March 14	Quarterfinals ³ (ESPN3) . 12/2:30/6:30 p.m.
March 15	Semifinals ³ (ESPN3) 6:30/9 p.m.
March 16	Championship ³ (ESPN2) 9 p.m.

* - Big West Conference game

^ - MBB/WBB Doubleheader

1 - Neutral game at the Golden 1 Center (Sacramento, Calif.)

2 - Hardwood Showcase (various locations)

3 - Big West Basketball Tournament at the Honda Center (Anaheim, Calif.)

All times are Pacific

Home Games in Bold

BY THE NUMBERS

Home.....	6-4
Away.....	3-12
Neutral.....	1-1
Conference.....	6-5
Overtime.....	1-2
Scoring 0-59.....	1-10
Scoring 60-69.....	2-5
Scoring 70-79.....	4-2
Scoring 80-89.....	2-0
Scoring 90-99.....	1-0
Scoring 100+.....	0-0
Allowing 0-59.....	5-1
Allowing 60-69.....	3-4
Allowing 70-79.....	2-8
Allowing 80-89.....	0-4
Allowing 90-99.....	0-0
Allowing 100+.....	0-0
When UC Davis shoots...	
.500 or higher from the field.....	4-1
less than .500 from the field.....	6-16
.400 or higher from three-point range.....	3-2
less than .400 from three-point range.....	7-15
.700 or higher from the line.....	5-8
less than .700 from the line.....	5-7
When opponents shoot...	
.500 or higher from the field.....	2-9
less than .500 from the field.....	8-8
.400 or higher from three-point range.....	1-6
less than .400 from three-point range.....	9-11
.700 or higher from the line.....	3-6
less than .700 from the line.....	7-11
When outrebounding opponent.....	5-2
When rebounds are equal.....	0-2
When outrebounded by opponent.....	5-13
In November.....	2-6
In December.....	1-4
In January.....	2-4
In February.....	5-3
In March.....	0-0
Leading at the half.....	5-3
Trailing at the half.....	5-14
Tied at the half.....	0-0
Leading with 10 minutes left.....	6-1
Trailing with 10 minutes left.....	4-13
Tied with 10 minutes left.....	0-3
Leading with 5 minutes left.....	9-2
Trailing with 5 minutes left.....	0-14
Tied with 5 minutes left.....	1-1
Leading with 1 minute left.....	9-1
Trailing with 1 minute left.....	1-16
Tied with 1 minute left.....	0-0
In games decided by...	
5 points or less.....	3-6
6-10 points.....	1-2
11-15 points.....	3-2
More than 15 points.....	3-7

PLAYER SNAPSOTS

#0 TJ SHORTS II: For the second season in a row, TJ Shorts II earned Big West Player of the Week honors after leading his team to a sweep of its Central California games. His 21 points scored at UC Santa Barbara (2/9) is the fifth 20-point game of the season; hit four free throws in a row, in the final minute of the game, to seal the victory for the Aggies.

Only received one offer out of high school (Tustin HS '15), and that was from Hope International, a NAIA school located across the street from Cal State Fullerton. Playing for the only D-I school that offered while he competed at Saddleback College (Mission Viejo, Calif.).

#1 Damion SQUIRE: Set new career highs by finishing with four rebounds and two steals vs. CSUN (2/13); he also scored five points and earned two assists that night.

#2 Stefan GONZALEZ: Set new career-high marks by finishing with 23 points, nine rebounds, eight field goals and five threes at CSUN (2/23).

#3 Gio NELSON: Finished with three points, a steal and rebound at LMU (12/28).

#5 Siler SCHNEIDER: Now ranked No. 2 in the program's Division I era with 1,405 career points, second only to Corey Hawkins (2012-15) and his 1,694.

#11 Caleb FULLER: Posted a career-high six rebounds for the third time this season when the Aggies faced Long Beach State (1/12) on the road.

Represented Great Britain at the European Championships for the third time last summer; he competed on its U18 roster in 2017 and the U16 squad in 2015.

#13 Matt NEUFELD: Led the Aggies in scoring with 10 points when they hosted UC Irvine (2/28); averaging 9.1 ppg throughout league play.

#21 Colin RUSSELL: Set a new career high by finishing with two steals vs. Cal Poly (1/19).

#22 Joe MOONEY: Averaging a 13.3 points and 3.7 rebounds per game against Big West foes. Of his 57 baskets hit during league play 34 are from three.

#23 Rogers PRINTUP: His season-high 14 points vs. Long Beach State (2/16) included four of his five baskets from three (both season highs); also finished with a career-high five rebounds, for the second straight game, when UC Davis hosted the 49ers.

Led Team USA to gold at the 2018 World Deaf Basketball Championships, hosted by Gallaudet University last summer.

#25 AJ JOHN: Ended with 10 points on 4 of 5 shooting from the floor which included a pair of threes, in as many attempts, vs. Long Beach State.

#42 Jonah UNDERWOOD: Finished with two points by hitting his only shot taken vs. CSUN.

#44 Garrison GOODE: Collected a season-high six rebounds, in addition to scoring eight points vs. UC Irvine.

BIG WEST CONFERENCE STANDINGS

	Big West					Overall				
	W	L	Pct.	H	A	W	L	Pct.	H	A
UC Irvine	12	1	.923	6-1	6-0	24	5	.828	11-2	11-2
Cal State Fullerton	10	4	.714	6-1	4-3	14	14	.500	9-2	4-10
UC Santa Barbara	8	6	.571	5-3	3-3	19	9	.679	12-3	5-6
Hawai'i	7	6	.539	5-2	2-4	16	11	.593	13-4	2-5
CSUN	6	7	.462	4-3	2-4	12	17	.418	7-8	3-9
UC Davis	6	7	.462	3-2	3-5	10	16	.385	6-4	3-12
Long Beach State	6	8	.429	2-4	4-4	12	18	.400	7-5	4-12
UC Riverside	3	10	.231	2-5	1-5	9	20	.310	7-6	1-13
Cal Poly	2	11	.154	1-5	1-6	6	20	.231	4-6	1-13

NOTES: Standings through games played on Feb. 28

SENIOR POINT GUARD TJ SHORTS II - WINNER

Following the 2017-18 season, **UC Davis point guard TJ Shorts II** became the first player in Big West Conference history named **Player of the Year** and **Newcomer of the Year** in the same season.

Over the last four weeks of the season, Shorts II averaged 21.0 points, 5.4 assists and 5.8 steals per game, all team highs, shot .566 from the floor, .400 from three, and .788 at the line to lead UC Davis to its third league championship in the last four seasons, and the team's third postseason tournament appearance in the same timespan.

Shorts II finished his first year at UC Davis with the following NCAA rankings:

No. 39 in free throw attempts (212), No. 42 in total steals (63), No. 46 in steals per game (1.91), No. 55 in free throws made (158)

Shorts II at a Glance

- Majoring in communication
- Hails from Tustin, Calif.
- Transferred from Saddleback College (Mission Viejo, Calif.) to UC Davis before the 2017-18 season


- Set a new UC Davis record in steals; his 63 were nearly 30 percent of the team's total for the year
- Ranked No. 2 in assists (4.4/ gm.), No. 3 in assist/turnover ratio (1.8), No. 7 in scoring (15.1 ppg) and field goal percentage (.521) among all Big West players
- **Shorts made clutch plays when needed; his knack for stepping up when it counted the most led them to victories in 9 of their last 11 regular season games**
- **Hit two game-winning shots throughout league play during his team's championship run (scan QR code to view), baskets that propelled the Aggies to their third league championship in the last four seasons**



- Averaged 12.3 points, 3.9 rebounds, 3.5 assists and 1.5 steals per game for a Saddleback College team that advanced to the 2016 CCCAA State Championship
- Shot .492 overall, .800 at the line and .543 from three
- Saddleback College posted a combined 55-7 record with Shorts II on roster
- All-State First Team and Orange Empire Conference Most Valuable Player honoree
- Two-time Orange Empire Conference First Team selection
- Tustin High School won three straight Empire League Championships and advanced to the CIF Southern Section's semifinal round in each of his final two seasons
- Averaged 17.0 points and 3.5 rebounds per game
- Earned MVP All-CIF Southern Section and All-Empire League first team accolades
- Received the school's Scholar-Athlete Award and named to the Principal's Honor Roll and Superintendent's Honor Roll all four years




RADIO/TV ROSTER




TJ SHORTS II

Guard • 5-9 • 160 • Sr.
Tustin, Calif.
Saddleback College
Communication



Damion SQUIRE

Guard • 6-0 • 175 • Fr.
Montreal, Quebec
Wasatch Academy (Utah) '18
Undeclared




Stefan GONZALEZ

Guard • 6-2 • 195 • Jr.
Pocatello, Idaho
Saint Mary's
Communication



Gio NELSON

Guard • 6-4 • 186 • RFr.
Corona, Calif.
Centennial HS '17
Philosophy




Siler SCHNEIDER

Guard • 6-3 • 183 • Sr.
Lansing, Kan.
Lansing HS '14
Communication




Caleb FULLER

Guard • 6-5 • 210 • Fr.
Ipswich, England
Barking Abbey School '18
Undeclared




Matt NEUFELD

Center • 6-11 • 225 • Jr.
Victoria, British Columbia
Saint Louis
Communication



B.J. SHAW

Guard • 6-6 • 180 • Fr.
Oakland, Calif.
Brewster Academy (N.H.) '18
Undeclared



Colin RUSSELL

Forward • 6-10 • 221 • Sr.
Folsom, Calif.
Casper College
Communication



Joe MOONEY

Guard • 6-3 • 187 • Jr.
Wauconda, Ill.
Notre Dame College Prep '15
Economics




Rogers PRINTUP

Guard • 6-4 • 205 • Jr.
Orange, Calif.
Orange Lutheran HS '15
Communication



AJ JOHN

Forward • 6-8 • 225 • Sr.
Santa Rosa, Calif.
Pepperdine
Psychology




Cameron BA

Guard • 6-3 • 175 • Fr.
Alameda, Calif.
St. Joseph Notre Dame HS '18
Undeclared



Jonah UNDERWOOD

Forward • 6-8 • 220 • Jr.
San Jose, Calif.
San Jose City College
Political Science



Garrison GOODE

Forward • 6-7 • 220 • Sr.
River Hills, Wisc.
Dominican HS '15
Economics



Jim LES

Eighth Season at UC Davis

3-2 vs. Cal State Fullerton >> The Pavilion >> Davis, Calif.

2018-19 ROSTER

No.	Player	Pos.	Ht.	Wt.	Yr.	Hometown/Last School	Major
0	TJ SHORTS II*	G	5-9	160	Sr.	Tustin, Calif./Saddleback College	Communication
1	Damion SQUIRE	G	6-0	175	Fr.	Montreal, Quebec/Wasatch Academy (Utah) '18	Undeclared
2	Stefan GONZALEZ	G	6-2	195	Jr.	Pocatello, Idaho/Saint Mary's	Communication
3	Gio NELSON	G	6-4	186	RFr.	Corona, Calif./Centennial HS '17	Philosophy
5	Siler SCHNEIDER***	G	6-3	183	Sr.	Lansing, Kan./Lansing HS '14	Communication
11	Caleb FULLER	G	6-5	210	Fr.	Ipswich, England/Barking Abbey School '18	Undeclared
13	Matt NEUFELD	C	6-11	225	Jr.	Victoria, British Columbia, Canada/Saint Louis	Communication
20	B.J. SHAW	G	6-6	180	Fr.	Oakland, Calif./Brewster Academy (N.H.) '18	Undeclared
21	Colin RUSSELL*	F	6-10	221	Sr.	Folsom, Calif./Casper College	Communication
22	Joe MOONEY**	G	6-3	187	Jr.	Wauconda, Ill./Notre Dame College Prep '15	Economics
23	Rogers PRINTUP**	G	6-4	205	Jr.	Orange, Calif./Orange Lutheran HS '15	Communication
25	AJ JOHN*	F	6-8	225	Sr.	Santa Rosa, Calif./Pepperdine	Psychology
30	Cameron BA	G	6-3	175	Fr.	Alameda, Calif./St. Joseph Notre Dame HS '18	Undeclared
42	Jonah UNDERWOOD	F	6-8	220	Jr.	San Jose, Calif./San Jose City College	Political Science
44	Garrison GOODE***	F	6-7	220	Sr.	River Hills, Wisc./Dominican HS '15	Economics

* - Denotes years lettered at UC Davis

Head Coach: Jim LES, Eighth Season (Bradley '86)

Associate Head Coach: Kevin NOSEK, 17th Season (UC Davis '99)

Assistant Coach: Kyle VOGT, Seventh Season (Lakeland '02)

Assistant Coach: Jonathan METZGER-JONES, Third Season (Pacific '02)

Director of Basketball Operations: Jody STELIGA, Third Season (Concordia Irvine '07)

Director of Player Development and Video: Brendan McShea, Second Season (William and Mary '06)

Roster Breakdown by Position

Guards (10): Cameron Ba, Caleb Fuller, Stefan Gonzalez, Joe Mooney, Gio Nelson, Rogers Printup, Siler Schneider, B.J. Shaw, Damion Squire, TJ Shorts II

Forwards (4): Garrison Goode, AJ John, Colin Russell, Jonah Underwood

Center (1): Matt Neufeld

Year

Freshmen (4): Cameron Ba, Caleb Fuller, B.J. Shaw, Damion Squire

Redshirt Freshmen (1): Gio Nelson

Sophomores (0): None

Juniors (5): Stefan Gonzalez, Joe Mooney, Matt Neufeld, Rogers Printup, Jonah Underwood

Seniors (5): Garrison Goode, AJ John, Colin Russell, Siler Schneider, TJ Shorts II

Height

5-9 (1): TJ Shorts II

6-0 (1): Damion Squire

6-2 (1): Stefan Gonzales

6-3 (3): Cameron Ba, Joe Mooney, Siler Schneider

6-4 (2): Gio Nelson, Rogers Printup

6-5 (1): Caleb Fuller

6-6 (1): B.J. Shaw

6-7 (1): Garrison Goode

6-8 (2): AJ John, Jonah Underwood

6-10 (1): Colin Russell

6-11 (1): Matt Neufeld

Hometown

California (8): Cameron Ba (Alameda), AJ John (Santa Rosa), Gio Nelson (Corona), Rogers Printup (Orange), Colin Russell (Folsom), B.J. Shaw (Oakland),

TJ Shorts II (Tustin), Jonah Underwood (San Jose)

Idaho (1): Stefan Gonzalez (Pocatello)

Illinois (1): Joe Mooney (Wauconda)

Kansas (1): Siler Schneider (Lansing)

Wisconsin (1): Garrison Goode (River Hills)

International (3): Caleb Fuller (Ipswich, England), Matt Neufeld (Vancouver, B.C., Canada), Damion Squire (Montreal, Quebec)

OVERALL STATISTICS - UC DAVIS

RECORD:	OVERALL	HOME	AWAY	NEUTRAL
ALL GAMES	10-17	6-4	3-12	1-1
CONFERENCE	6-7	3-2	3-5	0-0
NON-CONFERENCE	4-10	3-2	0-7	1-1

#	Player	gp-gs	min	avg	Total		3-Point		F-Throw		Rebounds								pts	avg		
					fg-fga	fg%	3fg-fga	3fg%	ft-fa	ft%	off	def	tot	avg	pf	dq	a	to			blk	stl
00	Shorts II, TJ	25-22	810	32.4	132-269	.491	10-35	.286	76-105	.724	17	104	121	4.8	64	0	103	76	6	40	350	14.0
05	Schneider, Siler	27-22	716	26.5	108-266	.406	26-88	.295	44-60	.733	10	58	68	2.5	70	4	54	71	3	24	286	10.6
22	Mooney, Joe	27-12	686	25.4	87-212	.410	53-139	.381	36-44	.818	11	61	72	2.7	52	0	27	36	4	19	263	9.7
13	Neufeld, Matt	26-17	425	16.3	75-143	.524	0-0	.000	47-71	.662	28	51	79	3.0	73	2	8	35	17	12	197	7.6
02	Gonzalez, Stefan	23-6	529	23.0	60-147	.408	39-103	.379	13-15	.867	7	79	86	3.7	22	0	23	22	0	6	172	7.5
44	Goode, Garrison	27-19	708	26.2	49-87	.563	0-0	.000	41-61	.672	45	40	85	3.1	69	2	27	32	13	24	139	5.1
25	John, AJ	20-8	430	21.5	34-114	.298	20-82	.244	7-20	.350	19	52	71	3.6	47	2	20	18	8	13	95	4.8
23	Printup, Rogers	21-8	371	17.7	26-67	.388	15-50	.300	8-9	.889	9	43	52	2.5	36	1	14	14	1	12	75	3.6
11	Fuller, Caleb	23-7	291	12.7	25-54	.463	8-19	.421	13-18	.722	7	44	51	2.2	27	0	12	21	2	7	71	3.1
01	Squire, Damion	25-12	332	13.3	20-60	.333	12-31	.387	24-28	.857	3	28	31	1.2	29	1	34	26	0	5	76	3.0
42	Underwood, Jonah	6-0	39	6.5	4-5	.800	0-0	.000	2-2	1.000	2	7	9	1.5	11	0	1	0	0	1	10	1.7
03	Nelson, Gio	6-0	33	5.5	3-10	.300	2-8	.250	0-0	.000	1	3	4	0.7	3	0	1	2	0	1	8	1.3
21	Russell, Colin	21-2	105	5.0	6-16	.375	0-0	.000	8-17	.471	7	10	17	0.8	23	1	2	6	2	3	20	1.0
	Team										33	36	69		1			8				
	Total.....	27	5475		629-1450	.434	185-555	.333	319-450	.709	199	616	815	30.2	527	13	326	367	56	167	1762	65.3
	Opponents.....	27	5475		648-1426	.454	181-536	.338	370-547	.676	248	690	938	34.7	495	-	341	389	80	178	1847	68.4

TEAM STATISTICS	UCD	OPP	Date	Opponent	Score	Att.
SCORING	1762	1847	11/06/18	SAN FRANCISCO	L 42-76	1891
Points per game	65.3	68.4	11/09/18	SAN DIEGO	L 57-76	2123
Scoring margin	-3.1	-	^ 11/12/18	at Arkansas	L 58-81	13444
FIELD GOALS-ATT	629-1450	648-1426	^ 11/17/18	vs A&M-Corpus Christi	Wot 57-54	150
Field goal pct	.434	.454	^ 11/18/18	at UT Arlington	L 59-68	1233
3 POINT FG-ATT	185-555	181-536	11/20/18	vs Sacramento State	L 55-58	1545
3-point FG pct	.333	.338	^ 11/23/18	at Indiana	L 62-76	13562
3-pt FG made per game	6.9	6.7	11/29/18	NORTHERN ARIZONA	W 73-57	785
FREE THROWS-ATT	319-450	370-547	12/05/18	at Northern Illinois	L 62-71	910
Free throw pct	.709	.676	12/16/18	WILLIAM JESSUP	W 83-65	989
F-Throws made per game	11.8	13.7	12/22/18	at Arizona	L 68-70	13576
REBOUNDS	815	938	12/28/18	at Loyola Marymount	L 59-77	1261
Rebounds per game	30.2	34.7	12/30/18	at USC	L 55-73	3127
Rebounding margin	-4.6	-	01/05/19	HOLY NAMES	W 90-60	754
ASSISTS	326	341	* 01/10/19	at UC Irvine	Lot 69-71	1680
Assists per game	12.1	12.6	* 01/12/19	at Long Beach State	L 77-82	3002
TURNOVERS	367	389	* 01/17/19	UC SANTA BARBARA	L 58-69	3189
Turnovers per game	13.6	14.4	* 01/19/19	CAL POLY	W 75-63	2090
Turnover margin	+0.8	-	* 01/26/19	at Hawai'i	L 60-80	6265
Assist/turnover ratio	0.9	0.9	* 02/02/19	at UC Riverside	W 84-71	350
STEALS	167	178	* 02/07/19	at Cal Poly	W 63-53	1498
Steals per game	6.2	6.6	* 02/09/19	at UC Santa Barbara	W 61-57	2316
BLOCKS	56	80	* 02/13/19	CSUN	W 76-59	1687
Blocks per game	2.1	3.0	* 02/16/19	LONG BEACH STATE	W 77-73	1882
ATTENDANCE	19167	65529	* 02/21/19	at Cal State Fullerton	L 58-62	843
Home games-Avg/Game	10-1917	15-4256	* 02/23/19	at CSUN	Lot 76-81	767
Neutral site-Avg/Game	-	2-848	* 02/28/19	UC IRVINE	L 48-64	3777

Score by Periods	1st	2nd	OT	Totals
UC Davis	839	897	26	1762
Opponents	892	925	30	1847

^ - Hardwood Classic (Fayetteville, Ark.; Arlington, Texas; Bloomington, Ind.)

* - Big West Conference game

OVERALL STATISTICS (BIG WEST GAMES ONLY) - UC DAVIS

RECORD:	OVERALL	HOME	AWAY	NEUTRAL
ALL GAMES	6-7	3-2	3-5	0-0
CONFERENCE	6-7	3-2	3-5	0-0
NON-CONFERENCE	0-0	0-0	0-0	0-0

#	Player	gp-gs	min	avg	Total		3-Point		F-Throw		Rebounds				pf	dq	a	to	blk	stl	pts	avg
					fg-ga	fg%	3fg-ga	3fg%	ft-fta	ft%	off	def	tot	avg								
00	Shorts II, TJ	11-9	359	32.6	57-116	.491	1-9	.111	36-47	.766	4	48	52	4.7	27	0	50	26	2	19	151	13.7
22	Mooney, Joe	13-10	420	32.3	57-121	.471	34-75	.453	25-26	.962	7	42	49	3.8	26	0	19	22	3	9	173	13.3
05	Schneider, Siler	13-8	330	25.4	47-122	.385	11-34	.324	28-39	.718	3	31	34	2.6	34	2	26	35	2	11	133	10.2
13	Neufeld, Matt	12-12	224	18.7	42-84	.500	0-0	.000	25-40	.625	15	32	47	3.9	33	0	4	24	10	5	109	9.1
02	Gonzalez, Stefan	12-5	277	23.1	37-84	.440	26-59	.441	5-5	1.000	6	36	42	3.5	10	0	15	7	0	1	105	8.8
23	Printup, Rogers	10-8	234	23.4	18-42	.429	11-30	.367	4-5	.800	3	30	33	3.3	24	1	11	10	0	8	51	5.1
25	John, AJ	12-0	207	17.3	20-54	.370	10-35	.286	3-12	.250	11	23	34	2.8	24	1	10	9	3	10	53	4.4
44	Goode, Garrison	13-5	309	23.8	17-32	.531	0-0	.000	22-33	.667	20	13	33	2.5	32	1	14	14	6	11	56	4.3
01	Squire, Damion	12-7	175	14.6	7-22	.318	3-11	.273	12-13	.923	3	16	19	1.6	17	0	14	9	0	3	29	2.4
11	Fuller, Caleb	9-0	66	7.3	4-12	.333	0-1	.000	5-6	.833	3	8	11	1.2	7	0	2	2	0	1	13	1.4
42	Underwood, Jonah	2-0	2	1.0	1-1	1.000	0-0	.000	0-0	.000	0	0	0	0.0	1	0	0	0	0	0	2	1.0
21	Russell, Colin	10-1	47	4.7	3-7	.429	0-0	.000	1-2	.500	1	1	2	0.2	11	0	1	1	0	3	7	0.7
03	Nelson, Gio	1-0	0	0.0	0-0	.000	0-0	.000	0-0	.000	0	0	0	0.0	1	0	0	0	0	0	0	0.0
Team											14	14	28				4					
Total.....		13	2650		310-697	.445	96-254	.378	166-228	.728	90	294	384	29.5	247	5	166	163	26	81	882	67.8
Opponents.....		13	2650		309-679	.455	85-251	.339	182-272	.669	119	337	456	35.1	242	-	152	185	45	78	885	68.1

TEAM STATISTICS	UCD	OPP	Date	Opponent	Score	Att.
SCORING	882	885	* 01/10/19	at UC Irvine	Lot 69-71	1680
Points per game	67.8	68.1	* 01/12/19	at Long Beach State	L 77-82	3002
Scoring margin	-0.2	-	* 01/17/19	UC SANTA BARBARA	L 58-69	3189
FIELD GOALS-ATT	310-697	309-679	* 01/19/19	CAL POLY	w 75-63	2090
Field goal pct	.445	.455	* 01/26/19	at Hawai'i	L 60-80	6265
3 POINT FG-ATT	96-254	85-251	* 02/02/19	at UC Riverside	w 84-71	350
3-point FG pct	.378	.339	* 02/07/19	at Cal Poly	w 63-53	1498
3-pt FG made per game	7.4	6.5	* 02/09/19	at UC Santa Barbara	w 61-57	2316
FREE THROWS-ATT	166-228	182-272	* 02/13/19	CSUN	w 76-59	1687
Free throw pct	.728	.669	* 02/16/19	LONG BEACH STATE	w 77-73	1882
F-Throws made per game	12.8	14.0	* 02/21/19	at Cal State Fullerton	L 58-62	843
REBOUNDS	384	456	* 02/23/19	at CSUN	Lot 76-81	767
Rebounds per game	29.5	35.1	* 02/28/19	UC IRVINE	L 48-64	3777
Rebounding margin	-5.5	-				
ASSISTS	166	152	^ - Hardwood Classic (Fayetteville, Ark.; Arlington, Texas; Bloomington, Ind.)			
Assists per game	12.8	11.7	* - Big West Conference game			
TURNOVERS	163	185				
Turnovers per game	12.5	14.2				
Turnover margin	+1.7	-				
Assist/turnover ratio	1.0	0.8				
STEALS	81	78				
Steals per game	6.2	6.0				
BLOCKS	26	45				
Blocks per game	2.0	3.5				
ATTENDANCE	12625	16721				
Home games-Avg/Game	5-2525	8-2090				
Neutral site-Avg/Game	-	0-0				

Score by Periods	1st	2nd	OT	Totals
UC Davis	393	469	20	882
Opponents	401	457	27	885

OVERALL STATISTICS - CAL STATE FULLERTON

RECORD:	OVERALL	HOME	AWAY	NEUTRAL
ALL GAMES	14-14	9-2	4-10	1-2
CONFERENCE	10-4	6-1	4-3	0-0
NON-CONFERENCE	4-10	3-1	0-7	1-2

#	Player	gp-gs	min	avg	Total		3-Point		F-Throw		Rebounds				pf	dq	a	to	blk	stl	pts	avg
					fg-fga	fg%	3fg-fga	3fg%	ft-fa	ft%	off	def	tot	avg								
00	Allman, Kyle	27-26	935	34.6	158-370	.427	52-136	.382	122-163	.748	9	75	84	3.1	54	0	59	64	11	20	490	18.1
14	Ahmad, Khalil	28-26	879	31.4	170-396	.429	44-143	.308	120-151	.795	17	103	120	4.3	70	1	39	57	4	46	504	18.0
34	Rowe, Jackson	27-24	811	30.0	120-216	.556	16-47	.340	49-77	.636	43	174	217	8.0	67	0	48	58	25	16	305	11.3
10	Awosika, Austen	28-28	839	30.0	85-179	.475	10-26	.385	55-89	.618	20	120	140	5.0	57	1	107	59	16	37	235	8.4
12	Smith, Jamal	28-4	529	18.9	29-66	.439	9-23	.391	25-37	.676	5	56	61	2.2	73	5	40	36	5	18	92	3.3
33	Wang, Johnny	28-21	418	14.9	38-73	.521	2-4	.500	14-20	.700	31	46	77	2.8	73	1	7	25	10	4	92	3.3
11	Arnold, Wayne	28-0	342	12.2	36-106	.340	15-66	.227	4-6	.667	4	37	41	1.5	18	0	16	7	1	7	91	3.3
15	Garcia Gonzalez, Jose	1-0	5	5.0	1-2	.500	1-2	.500	0-0	.000	0	0	0	0.0	0	0	0	0	0	0	3	3.0
02	Jones, Sammy	1-0	0	0.0	1-1	1.000	0-0	.000	1-1	1.000	0	0	0	0.0	0	0	0	0	0	0	3	3.0
05	Clare, Davon	28-7	394	14.1	36-83	.434	3-25	.120	6-10	.600	25	61	86	3.1	34	1	27	28	14	3	81	2.9
24	Pitts, Josh	20-4	128	6.4	21-26	.808	0-0	.000	10-19	.526	19	10	29	1.5	34	0	3	12	0	1	52	2.6
22	Kuljuhovic, Amel	16-0	145	9.1	15-34	.441	2-4	.500	8-16	.500	9	28	37	2.3	16	1	4	6	2	4	40	2.5
21	Heinzl, Dominik	23-0	212	9.2	20-34	.588	0-0	.000	15-22	.682	17	25	42	1.8	31	0	3	10	3	8	55	2.4
23	Ozegovic, Gaber	11-0	62	5.6	5-13	.385	4-11	.364	1-2	.500	2	7	9	0.8	3	0	1	6	0	2	15	1.4
Team											42	51	93					5				
Total.....		28	5699		735-1599	.460	158-487	.324	430-613	.701	243	793	1036	37.0	530	10	354	373	91	166	2058	73.5
Opponents.....		28	5702		713-1685	.423	180-581	.310	384-573	.670	276	724	1000	35.7	544	-	356	347	67	155	1990	71.1

TEAM STATISTICS	CSF	OPP	Date	Opponent	Score	Att.
SCORING	2058	1990	11/6/18	at Arizona State	Lo2 94-102	9145
Points per game	73.5	71.1	11/10/18	WEST COAST BAPTIST	W 106-53	667
Scoring margin	+2.4	-	11/15/18	vs UCF	L 52-68	1317
FIELD GOALS-ATT	735-1599	713-1685	11/16/18	vs Wake Forest	L 59-66	955
Field goal pct	.460	.423	11/18/18	vs Monmouth	W 87-63	780
3 POINT FG-ATT	158-487	180-581	11/21/18	at Hofstra	L 71-80	1153
3-point FG pct	.324	.310	11/24/18	at Sacramento State	Lot 82-87	538
3-pt FG made per game	5.6	6.4	12/1/18	CAL LUTHERAN	W 99-60	2048
FREE THROWS-ATT	430-613	384-573	12/5/18	LOYOLA MARYMOUNT	L 49-59	1024
Free throw pct	.701	.670	12/10/18	at Saint Mary's (CA)	L 66-81	2429
F-Throws made per game	15.4	13.7	12/16/18	at San Francisco	L 54-68	1581
REBOUNDS	1036	1000	12/22/18	at Nebraska	L 62-86	15088
Rebounds per game	37.0	35.7	12/29/18	PORTLAND	W 79-64	783
Rebounding margin	+1.3	-	01/01/19	at Washington	L 76-84	5083
ASSISTS	354	356	* 01/09/19	at Hawai'i	L 68-79	4971
Assists per game	12.6	12.7	* 1/12/19	UC IRVINE	L 46-63	1347
TURNOVERS	373	347	* 01/17/19	UC RIVERSIDE	W 69-61	669
Turnovers per game	13.3	12.4	* 1/19/19	at Long Beach State	Wot 92-90	2312
Turnover margin	-0.9	-	* 01/24/19	UC SANTA BARBARA	W 81-60	879
Assist/turnover ratio	0.9	1.0	* 1/26/19	at Cal Poly	W 80-63	1990
STEALS	166	155	* 01/30/19	CSUN	W 78-71	934
Steals per game	5.9	5.5	* 02/06/19	at UC Irvine	L 53-60	1383
BLOCKS	91	67	* 2/9/19	at UC Riverside	W 77-54	1076
Blocks per game	3.3	2.4	* 02/13/19	LONG BEACH STATE	W 85-82	1621
ATTENDANCE	11646	52835	* 2/16/19	at CSUN	W 78-71	1137
Home games-Avg/Game	11-1059	14-3556	* 02/21/19	UC DAVIS	W 62-58	843
Neutral site-Avg/Game	-	3-1017	* 2/23/19	at UC Santa Barbara	L 67-82	1897
			* 02/28/19	CAL POLY	W 86-75	831
Score by Periods	1st	2nd	OT	OT2	Totals	
Cal State Fullerton	947	1077	29	5	2058	
Opponents	871	1074	32	13	1990	

* - Conference game

OVERALL STATISTICS (BIG WEST GAMES ONLY) - CAL STATE FULLERTON

RECORD:	OVERALL	HOME	AWAY	NEUTRAL
ALL GAMES	10-4	6-1	4-3	0-0
CONFERENCE	10-4	6-1	4-3	0-0
NON-CONFERENCE	0-0	0-0	0-0	0-0

#	Player	gp-gs	min	avg	Total		3-Point		F-Throw		Rebounds				pf	dq	a	to	blk	stl	pts	avg
					fg-fga	fg%	3fg-fga	3fg%	ft-fa	ft%	off	def	tot	avg								
00	Allman, Kyle	14-14	490	35.0	81-178	.455	25-64	.391	63-86	.733	4	37	41	2.9	29	0	32	35	10	10	250	17.9
14	Ahmad, Khalil	14-14	463	33.1	76-189	.402	15-59	.254	82-106	.774	6	65	71	5.1	33	0	24	25	3	23	249	17.8
34	Rowe, Jackson	14-14	455	32.5	62-115	.539	12-29	.414	31-49	.633	22	101	123	8.8	30	0	26	27	12	4	167	11.9
10	Awosika, Austen	14-14	417	29.8	46-89	.517	8-15	.533	28-45	.622	9	53	62	4.4	28	0	49	28	6	20	128	9.1
24	Pitts, Josh	9-0	67	7.4	13-15	.867	0-0	.000	7-14	.500	13	4	17	1.9	12	0	0	5	0	1	33	3.7
02	Jones, Sammy	1-0	0	0.0	1-1	1.000	0-0	.000	1-1	1.000	0	0	0	0.0	0	0	0	0	0	0	3	3.0
33	Wang, Johnny	14-14	206	14.7	18-35	.514	0-0	.000	5-6	.833	17	17	34	2.4	40	0	2	14	5	3	41	2.9
11	Arnold, Wayne	14-0	185	13.2	16-47	.340	5-23	.217	3-5	.600	2	27	29	2.1	9	0	6	5	1	4	40	2.9
01	Smith, Jamal	14-0	207	14.8	12-34	.353	4-9	.444	10-15	.667	2	24	26	1.9	30	0	10	14	1	8	38	2.7
21	Heinzl, Dominik	14-0	152	10.9	13-20	.650	0-0	.000	11-15	.733	11	19	30	2.1	22	0	2	8	1	6	37	2.6
05	Clare, Davon	14-0	159	11.4	14-31	.452	1-8	.125	2-4	.500	9	21	30	2.1	14	0	8	14	5	2	31	2.2
22	Kuljuhovic, Amel	3-0	17	5.7	2-5	.400	0-1	.000	1-1	1.000	2	1	3	1.0	1	0	0	1	1	0	5	1.7
23	Ozegovic, Gaber	4-0	7	1.8	0-0	.000	0-0	.000	0-0	.000	0	1	1	0.3	0	0	0	1	0	0	0	0.0
Team											17	25	42					3				
Total.....		14	2825		354-759	.466	70-208	.337	244-347	.703	114	395	509	36.4	248	0	159	180	45	81	1022	73.0
Opponents.....		14	2825		359-840	.427	83-273	.304	168-263	.639	137	354	491	35.1	284	-	164	170	35	71	969	69.2

TEAM STATISTICS	CSF	OPP	Date	Opponent	Score	Att.
SCORING	1022	969	* 01/09/19	at Hawai'i	L 68-79	4971
Points per game	73.0	69.2	* 1/12/19	UC IRVINE	L 46-63	1347
Scoring margin	+3.8	-	* 01/17/19	UC RIVERSIDE	W 69-61	669
FIELD GOALS-ATT	354-759	359-840	* 1/19/19	at Long Beach State	Wot 92-90	2312
Field goal pct	.466	.427	* 01/24/19	UC SANTA BARBARA	W 81-60	879
3 POINT FG-ATT	70-208	83-273	* 1/26/19	at Cal Poly	W 80-63	1990
3-point FG pct	.337	.304	* 01/30/19	CSUN	W 78-71	934
3-pt FG made per game	5.0	5.9	* 02/06/19	at UC Irvine	L 53-60	1383
FREE THROWS-ATT	244-347	168-263	* 2/9/19	at UC Riverside	W 77-54	1076
Free throw pct	.703	.639	* 02/13/19	LONG BEACH STATE	W 85-82	1621
F-Throws made per game	17.4	12.0	* 2/16/19	at CSUN	W 78-71	1137
REBOUNDS	509	491	* 02/21/19	UC DAVIS	W 62-58	843
Rebounds per game	36.4	35.1	* 2/23/19	at UC Santa Barbara	L 67-82	1897
Rebounding margin	+1.3	-	* 02/28/19	CAL POLY	W 86-75	831
ASSISTS	159	164	* - Conference game			
Assists per game	11.4	11.7				
TURNOVERS	180	170				
Turnovers per game	12.9	12.1				
Turnover margin	-0.7	-				
Assist/turnover ratio	0.9	1.0				
STEALS	81	71				
Steals per game	5.8	5.1				
BLOCKS	45	35				
Blocks per game	3.2	2.5				
ATTENDANCE	7124	14766				
Home games-Avg/Game	7-1018	7-2109				
Neutral site-Avg/Game	-	0-0				

Score by Periods	1st	2nd	OT	Totals
Cal State Fullerton	470	539	13	1022
Opponents	417	541	11	969

TRUE UNIVERSITY AMBASSADORS

- Excelling on the field and in the classroom, UC Davis student-athletes compete in 25 intercollegiate sports (16 women's and nine men's) and are enrolled in 93 different undergraduate majors
- Ten UC Davis athletic teams posted the highest NCAA Graduation Success Rates in their respective conferences, while seven programs were honored with Public Recognition Awards by the NCAA after their Academic Progress Rate — all posted a perfect 1,000 — stood among the top 10 percent of their respective sports
- Three more teams recorded the second-highest APR score in the conference; an additional three programs finished with a top-three figure
- Ranked No. 5 among all public schools in the nation by the Wall Street Journal and Times Higher Education, UC Davis offers nearly 100 graduate programs and more than 100 undergraduate majors across four colleges and six professional schools, including the world's top-ranked veterinary science and agriculture programs

SHORTS II NAMED TO LOU HENSON AWARD WATCH LIST

- Colleg Insider.com named senior point guard TJ Shorts II to its Lou Henson Award Watch List, as announced on Nov. 26
- The Lou Henson Award is bestowed annually to the nation's top Division I mid-major player
- In addition to leading the Aggies in a variety of categories this year, when the announcement took place, the Tustin native enjoyed one of the most impressive debut seasons in program history last season
- Throughout the final four weeks of conference action last year, it was Shorts II's shooting that helped UC Davis win its third conference championship in the last four years, and post its third 20-win campaign within the same timespan
- Of his 130 assists earned throughout the regular season, 35 percent (46) took place throughout UC Davis' final eight games
- Shorts II punished opposing teams on the other end of the court as well since his 63 steals are a new program record

THE AGGIES' SWISS ARMY KNIFE

- Senior point guard TJ Shorts II, the reigning Big West Player of the Year and Newcomer of the Year (the league's inaugural dual-award winner), is leading the way for UC Davis, as one of the league's top players, and the numbers prove it
- Entering this week's games, Shorts II holds top BWC numbers in the following categories:

Assists: 4th/4.2
 Assists/Turnover Ratio: 8th/1.3
 Defensive Rebounds: 9th/4.3
 Field Goal Percentage: 4th/.496
Steals: T-1st/1.7
 Scoring: 8th/14.2
 Rebounding: 13th/5.0

CLIMBING THE CONFERENCE'S CHARTS

- As the 2018-19 season continues, seniors Siler Schneider, TJ Shorts II, Garrison Goode continue to climb, or maintain their spot atop numerous Big West Conference active career leader lists, *entering the week of Feb. 25:*

TJ Shorts II

Steals - T-3rd/103 (1st among two-year transfers)
 Assists - 7th/247

Siler Schneider

Assists - 4th/267
 Steals - T-3rd/103
 Points - 3rd/1,398
 Rebounds - 8th/379

Garrison Goode

Rebounds - 10th/358

NON-CONFERENCE GAUNTLET ENDS AT USC

- UC Davis' non-conference schedule was the toughest in the program's Division I era, if not the program's history, with games against four Power Five teams and three of the West Coast Conference's top four teams
- When the Aggies headed home following their Dec. 30 game at USC, the collective records for those seven opponents was 72-23 (.758)

BATTLE-TESTED AGGIES RETURN TO FORM DURING BIG WEST ACTION

- Following its non-conference slate, UC Davis benefited from early season adversity throughout league play
- During its five-game win streak, three teams were held under 60 points: at Cal Poly (2/7, 53 pts.), at UCSB (2/9, 57 pts.) and vs. CSUN (2/13, 59 pts.)
- Numerous Aggies are peaking as conference play progresses, as evident by the following rankings during conference games only:

UC Davis - Team

Free Throw Percentage - No. 1/.728
Steals - No. 1/6.2

MEDIA SERVICES**WEEKLY/POSTGAME INTERVIEWS**

Head Coach Jim Les and UC Davis student-athletes are available for interviews in person or by telephone throughout the season. All interviews must be coordinated with athletics communications contact Eric Bankston and requested 24 hours in advance

Postgame interviews with Coach Les and student-athletes will be conducted in the media work room of the Pavilion following a 10-minute cooling off period. Interview requests can be coordinated with Eric Bankston prior to the conclusion of the game. The locker room will not be open for postgame interviews.

CREDENTIAL REQUESTS

Press seating inside the Pavilion is available solely for the use of credentialed media, please submit your request to Eric Bankston at least 24 hours before tipoff. Credential requests do not automatically guarantee entrance and are approved on a case-by-case basis. Media can pick up their credential by showing a valid ID at the Pavilion's box office.

Men's Basketball Contact : Eric Bankston

Office Phone: (530) 752-3505

Cell Phone: (714) 705-3742

E-Mail Address: elbankston@ucdavis.edu

PRONUNCIATION GUIDE

Garrison GOODE: "good"

STEFAN Gonzalez: "STEPH-awn"

Jim LES: "less"

Kevin NOSEK: "NO-seck"

SILER Schneider: "SIGH-lur"

Jody STELIGA: "Stuh-LEG-uh"

JONAH Underwood: "JOE-nuh"

Kyle VOGT: "vote"

WHAT'S IN A NAME?

Even though the institution's official name is University of California, Davis, **please use UC Davis** when referring to its athletics programs.

In the past, the UC Davis athletics has been referred to incorrectly as Cal State Davis, Cal-Davis, Cal-Davis, Calif., CS Davis, Davis State, University of Davis, U.C. Davis, UC at Davis, UC-Davis and UC, Davis. Please do not hesitate to contact athletics communications representative Eric Bankston if you have any questions regarding the correct reference.

3-2 vs. Cal State Fullerton >> The Pavilion >> Davis, Calif.

Turnover Margin - No. 2/+1.7
 Scoring Defense - No. 3/68.1
 Three-Point Field Goal Percentage - No. 3/.378
 Three-Point Field Goals Made - No. 3/7.4

Senior Guard TJ Shorts II

Scoring - No. 8/13.7
 Rebounding - No. 15/4.7
 Assists - No. 3/4.5
 Free Throw Percentage - No. 9/766

Steals - No. 1/1.7

Assist/Turnover Ratio - No. 7/1.9
 Defensive Rebounds - No. 9/4.4

Junior Guard Joe Mooney

Scoring - No. 9/13.3
Free Throw Percentage - No. 1/.962

Three-Point Field Goal Percentage - No. 2/.453
 Three-Point Field Goals Made - T-No. 2/2.6

Junior Guard Stefan Gonzalez

Three-Point Field Goals Made - No. 6/2.2

Junior Center Matt Neufeld

Blocked Shots - No. 6/0.8

I'LL TAKE 11 OUT OF 12

- A rare occurrence took place on Feb. 23 when UC Davis visited CSUN... the Matadors won that game
- This is rare because the Aggies won 11 straight games against CSUN entering the Matadome that night
- That 11-game head-to-head win streak is the longest against any Big West Conference team in the Aggies' Division I era
- UC Davis last dropped a game against the Matadors on Jan. 9, 2014, in a game that also took place in Northridge
- Four years, one month and 14 days (1,506 days) took place between CSUN victories
- UC Davis' nine-game home win streak is still intact with this season's 76-59 result
- CSUN has not won a game on Hamilton Court since March 5, 2009

TJ SHORTS NAMED BIG WEST PLAYER OF THE WEEK

- For the second time in as many seasons, TJ Shorts II earned Big West Player of the Week honors after spearheading UC Davis' sweep of its Central California road trip, as announced on Feb. 11
- Of his game-high 21 points scored at UC Santa Barbara in ESPNU's Feb. 9 broadcast, he hit four free throws in a row in the final minute to help UC Davis pull away and defeat the Gauchos on their home court
- Two days prior, he led all players at Cal Poly with 18 points and earned seven of the team's 12 assists; by comparison, the Mustangs only collected 10 assists that evening
- For the week, he averaged 19.5 points, 3.5 rebounds and 5.0 assists per game, shot .625 overall, .800 at the free throw line and was responsible for 31 percent of his team's offense

• Shorts II also earned Big West Player of the Week accolades from College Sports Madness, a subsidiary of USA Today Sports, for the second straight week

THERE IS SOMETHING ABOUT SANTA BARBARA

- Since it hired a new head coach before the start of the 2017-18 season, UC Santa Barbara won 22 of 26 games on its home court
- Of those four losses, UC Davis is responsible for two, after defeating UCSB on Feb. 9
- That result is the Aggies' third straight win in Santa Barbara

AGGIES VISIT CAL POLY, HOST A BLOCK PARTY NOBODY WILL FORGET

- When UC Davis visited Cal Poly on Feb. 7, it matched a Division I era record for the most blocked shots in a game by finishing with eight
- Of those eight, junior center Matt Neufeld was singlehandedly responsible with a career-high four
- On March 10, 2017, in a Big West Tournament semifinal against Cal State Fullerton (UC Davis won the tournament that season), marked the last time the Aggies swatted eight shots
- UC Davis' Division I overall program record is 10, but that took place against Whittier College (12/30/09), a non-D-I school
- The most shots blocked in a game, versus a D-I opponent, is nine, which took place twice against the same opponent on Dec. 5, 2009 and Feb. 15, 2011: Seattle University

THE BEST THINGS IN LIFE ARE FREE

- Helping the Aggies post an 84-71 win at UC Riverside, on Feb. 2, was its success at the free throw line
- That night, UC Davis posted a perfect 1.000 free throw percentage by making all 23 of its attempts
- By doing so, the Aggies set a new all-time program record; even though they recorded a perfect shooting clip at UC Irvine (16-for-16; 3/6/08) and at Sacramento State (13-for-13; 11/20/12), those 23 free throws are the most in a single game
- Leading the way at the stripe was senior guard TJ Shorts II, who hit all 11 shots
- Shorts II is the only Aggie since Corey Hawkins finished 11-for-11 at UC Irvine, in 2015, to post a perfect percentage with 10 or more free throws made
- This is the second time the Aggies shot a perfect 1.000 at the line, the first took place at Indiana (11/23) when they sank all four shots
- The previous Big West single-game high for the season was held by UC Irvine, when it posted a perfect shooting clip vs. Toledo (11/21)
- UC Davis' total was nearly four times as many as the Anteaters' since the only took eight free throws that night

MISCELLANEOUS STATISTICS

DOUBLE-FIGURE SCORING GAMES

Player	2018-19	Career
TJ Shorts II	19	41
Siler Schneider	15	70
Joe Mooney	15	22
Matt Neufeld	9	9
AJ John	4	18
Garrison Goode	3	6
Stefan Gonzalez	5	5
Caleb Fuller	1	1
Damion Squire	1	1
Rogers Printup	1	4
Colin Russell	0	1

DOUBLE-FIGURE REBOUNDING GAMES

Player	2018-19	Career
TJ Shorts II	1	2
AJ John	0	1
Garrison Goode	0	1

DOUBLE-DOUBLES

Player	2018-19	Career
TJ Shorts II	1	2
AJ John	0	1

TRIPLE-DOUBLES

Player	2018-19	Career
TJ Shorts II	0	1

20-POINT GAMES

Player	2018-19	Career
TJ Shorts II	5	14
Siler Schneider	2	9
Joe Mooney	2	2
Stefan Gonzalez	1	1
AJ John	0	1
Rogers Printup	0	1

30-POINT GAMES

Player	2018-19	Career
TJ Shorts II	0	1

BIG WEST PLAYER OF THE WEEK

Date	Player	Team	Yr.
Nov. 12	Max Hazzard	UC Irvine	Jr.
Nov. 19	Khalil Ahmad	Cal State Fullerton	Sr.
Nov. 26	Ar'mond Davis	UC Santa Barbara	Gr.
Dec. 3	Lamine Diane	CSUN	Fr.
Dec. 10	Donovan Fields	Cal Poly	Sr.
Dec. 17	Max Hazzard	UC Irvine	Jr.
Dec. 24	Lamine Diane	CSUN	Fr.
Dec. 31	Amadou Sow	UC Santa Barbara	Fr.
Jan. 7	Jackson Rowe	Cal State Fullerton	Jr.
Jan. 14	Terrell Gomez	CSUN	So.
Jan. 21	Kyle Allman	Cal State Fullerton	Sr.
Jan. 28	Jackson Rowe	Cal State Fullerton	Jr.
Feb. 4	Lamine Diane	CSUN	Fr.
Feb. 11	TJ Shorts II	UC Davis	Sr.
Feb. 18	Dikymbe Martin	UC Riverside	Jr.
Feb. 25	JaQuori McLaughlin	UC Santa Barbara	So.
March 4			
March 11			

YOU CAN CALL HIM JOE MONEY

- Junior guard Joe Mooney is giving league opponents a taste of what's to come next year when he becomes a senior
- Mooney became the third Aggies in as many weeks to earn Big West Player of the Week accolades from College Sports Madness, thanks to his second career 20-point game when CSUN visited Davis
- Highlighted by his career-high 29 points at Long Beach State, Mooney scored double figures in 10 of the Aggies' 12 league contests
- Entering his team's March 2 matchup vs. Cal State Fullerton, Mooney is averaging 13.3 points and 3.8 rebounds per game against Big West teams
- Of Mooney's 57 baskets since league play started, 34 were hit from three

ANOTHER ANOMALY TOOK PLACE AT CSUN

- UC Davis' return game at CSUN also included another anomaly for it: this was the first time that the Aggies lost a game when four or more of their players scored 10 or more points
- The team was 5-0 this season when a final box score featured a quartet (or higher) of double-figure scorers

THE AGGIES' JUNIOR WRECKING CREW

- In UC Davis' home game vs. Long Beach State (2/16), six Aggies finished in double figures, with the team enjoying another outstanding effort from its juniors
- That night, junior guard Stefan Gonzalez set another career high in scoring, for the second time in as many games, when he led all Aggies with 16
- Of Gonzalez' season-high six baskets, four were from three
- Those four threes are one shy of a career high, set the previous game vs. CSUN (2/13)
- In his last five games, Gonzalez is averaging 9.8 ppg and 4.2 rpg
- In addition to all the information contained in the previous note, Joe Mooney is averaging a team-high 13.0 ppg in the Aggies' last five played
- UC Davis is also enjoying great play on both ends of the court from junior center Matt Neufeld
- Neufeld is shooting .474 throughout his last four games, is averaging 5.0 ppg, 3.5 ppg and blocked five of the Aggies' last 15 shots

DOMINATED IS AN UNDERSTATEMENT

- In the second half of its Jan. 19 home game vs. Cal Poly, UC Davis owned the entire second half with the way it played on both ends of the court
- The Aggies' 53 points scored after the break were the most in any half played this season
- In addition to shooting 61 percent (17 of 28) from the floor throughout that 20 minutes of action, Cal Poly was held to a 39 (10 of 26) percent from the floor
- That evening, senior guard Siler Schneider posted the eighth 20-point game of his career when he finished with 23
- Junior guard Joe Mooney continued to shoot at a torrid pace, hit two of his five buckets from three,

and a career-high seven at the free throw line (in as many attempts)

- Senior guard TJ Shorts II recorded 10 or more assists by finishing with a career-high 11, topping his previous career best of 10 when he recorded a triple-double in last year's triple-overtime victory at Cal Poly (2/15/18)
- Shorts is the last Aggie to earn 10 or more assists since Paolo Mancasola collected 10 at Hawai'i (1/19/13)

THAT'S A HOME COURT ADVANTAGE

- Men's basketball will enter its March 2 home game vs. UC Irvine with 27 home wins in its last 33 played on Hamilton Court
- UC Davis held a 19-game home win streak, the third-longest in the nation at the time, when it ended against UCSB last season
- That string of victories is the longest in the program's Division I era, and the second-longest all-time
- The 2016-17 season marked the second time within a three-year timespan that the Aggies posted an undefeated home record; the first occasion took place during the 2014-15 season
- From 2/20/97-1/8/99, UC Davis won 27 straight inside the Pavilion
- That 27-game streak took place during the program's Division II era, and included all 17 played on Hamilton Court during the 1997-98 National Championship season

THERE IS NO PLACE LIKE HOME

- **From the start of the 2014-15 season, no mainland Big West team won more games at home than UC Davis (49)**
- Hawai'i, thanks to numerous tournaments that fill its non-conference schedule each season, won 65 games inside the Stan Sheriff Center, but hosted 93 home events against UC Davis' 62 since the start of the '14-15 campaign
- **The Aggies' .790 win percentage throughout the last four seasons is the highest in the BWC**
- **Throughout that timespan, no team dropped fewer games on its home court than the Ags (13)**

HOME SWEET HOME

- As highlighted in the previous two notes, UC Davis enjoys a home court advantage like no other mainland team, and will end the regular season with six of its final eight games taking place inside the Pavilion
- No team hosts more home games, throughout the final four weeks of the season, than UC Davis since six of its last eight are on Hamilton Court
- The list of home games remaining per team, from March 2 until the Big West Tournament, is:

Three: UC Davis

Two: Cal Poly, Long Beach State

One: Cal State Fullerton, CSUN, Hawai'i, UC Irvine, UC Riverside

NCAA RANKINGS

Category (TEAM)	Rank/Statistic
Scoring Defense	96/68.4
Turnovers Forced.....	87/14.41

Category (INDIVIDUAL)	Rank/Statistic
-	-

Top 100 NCAA stats through games played on 2/28

BIG WEST RANKINGS (TEAM)

Category	Rank/Statistic
Scoring Offense	8/65.3
Scoring Defense	3/68.4
Scoring Margin	8/-3.1
Free Throw Percentage.....	3/70.9
Field Goal Percentage	7/43.4
Field Goal Percentage Defense.....	8/45.4
3-Point Field Goal Percentage.....	7/33.3
3-Point Field Goal Percentage Defense	5/33.8
3-Point Field Goals Made	5/6.9
Rebounding Offense.....	9/30.2
Rebounding Defense.....	5/34.7
Rebounding Margin	9/-4.6
Blocked Shots.....	8/2.1
Assists.....	8/12.1
Steals	2/6.2
Turnover Margin	1/+0.8
Assist/Turnover Ratio.....	8/0.9
Offensive Rebounds	9/7.4
Defensive Rebounds	9/22.8

BIG WEST RANKINGS (INDIVIDUAL)

Category	Name	Rank/Statistic
Scoring	TJ Shorts II	8/14.0
Rebounding	TJ Shorts II	13/4.8
Field Goal Pct.	TJ Shorts II	4/.491
Assists	TJ Shorts II	4/4.1
Steals	TJ Shorts II	T-1/1.6
Three-Point FGM	Joe Mooney	9/2.0
Blocked Shots	Matt Neufeld	10/0.7
Assists/TO Ratio	TJ Shorts II	8/1.4
Offensive Rebs.	Garrison Goode	9/1.7
Defensive Rebs.	TJ Shorts II	10/4.2

NOTE: Big West stats through games played on 2/28

3-2 vs. Cal State Fullerton >> The Pavilion >> Davis, Calif.

MAKING HIS MARK IN THE AGGIES' RECORDS BOOK

- In his fourth season at UC Davis, senior guard Siler Schneider is climbing up numerous career top 10 lists in a variety of categories
- Entering Saturday's game, the Lansing, Kansas native is ranked, in the program's Big West era:

Field Goals Made

2nd - 515 (28 FGs needed to move to 1st and pass Corey Hawkins)

Assists

4th - 267 (10 needed to move to 3rd and pass Corey Hawkins)

Points

3rd - 1,405 (Needs 290 points to move to 1st and pass Corey Hawkins)

HE'S MOVIN' ON UP IN THE AGGIES' LIST OF TOP SCORING TOTALS

- Siler Schneider cracked the top 10 in the program's all-time list of scorers, and has a chance to continue his climb as the season progresses
- Entering the Aggies' March 2 game vs. UC Irvine, he has 1,405 career points
- Schneider currently sits tied for sixth all-time, and the following Aggies within striking distance:

#6: Pete Buchwald (1984-88), 1,405

#5: Mark Olson (1972-76), 1,440

#4: Vince Oliver (2005-09), 1,523

LET'S PLAY TWO!

- UC Davis competed in rare back-to-back home doubleheaders when it hosted UCSB and Cal Poly on Jan. 17 and 19
- Of its 31 games that took place during home doubleheaders, since joining the Big West prior to the 2007-08 season, UC Davis won 19
- Included in that group of wins are 10 against league opponents
- Home doubleheaders have been a good omen for the Aggies in recent seasons since they won eight of 10 that took place throughout the last three seasons
- UC Davis' final home doubleheader is slated for March 9 when it hosts UC Riverside on Senior Night

OH, WHAT A NIGHT FOR MOONEY!

- To say that junior guard Joe Mooney was on fire during the Aggies' road game at Long Beach State (1/12) is an understatement, since he posted career best numbers in numerous categories
- The third-year economics major posted his first career 20-point game by finishing with 29 points against the 49ers
- His seven threes and 10 field goals are both career highs
- Mooney also finished with five rebounds and four assists, both career-high numbers

AGGIES SET NEW PROGRAM RECORD IN NON-CONFERENCE FINALE

- With senior guard TJ Shorts II (6-for-6) and senior forward Garrison Goode (4-for-4) posting perfect stat lines from the floor, combined with Siler Schneider's 8-for-10 shooting, UC Davis shot .654 overall vs. Holy Names in its Jan. 5 non-conference finale
- UC Davis shot .750 in the first half (21 of 28) to set itself up for a record-breaking performance
- The Aggies' .654 overall clip topped the previous mark of .641 set on Dec. 15, 2008, at The Citadel

THREE SIGN NLIs WITH UC DAVIS BASKETBALL

- Aaron Murphy, Elijah Pepper and Ezra Manjon are the newest members of UC Davis basketball after each submitted a National Letter of Intent during the November signing period

Ezra Manjon - Heritage HS / 5-10 / G

- Led Heritage to a 29-3 record in 2017-18
- Heritage won the 2018 CIF North Coast Section Division 1 Boys Basketball Championship and reached the 2nd round of the CIF Division 1 Basketball Championships
- Played summer basketball for the Oakland Soldiers, reaching the semifinals of the prestigious Nike Peach Jam event

Aaron Murphy - Modesto Christian HS / 6-6 / F

- Led Modesto Christian to a 29-4 record in 2017-18
- Modesto Christian won the 2018 CIF Sac-Joaquin Division I Boys Basketball Championship, and reached the quarterfinals of the 2018 CIF Open Division Basketball Championships
- Competed in the summer circuit with Lakeshow Basketball

Elijah Pepper - Selah HS (Wash.) / 6-3 / G

- 2018 Washington State 2A Player of the Year
- Led Selah to a 24-2 record in 2017-18
- Selah finished fourth in the state of Washington Class 2A
- Two-time conference MVP (2016-17 and '17-'18 seasons)
- Played summer ball for Team Lavine in the Adidas Summer Championships

ANYONE, ANYTIME, ANYWHERE

- Nobody can argue the fact that UC Davis played one of the toughest non-conference schedules in the Big West Conference
- In addition to opening the season against two West Coast Conference schools — and playing another in its penultimate non-conference road game — the Aggies' schedule is loaded with Power Five teams
- UC Davis' first road game, which took place on Nov. 12, marked the team's first visit to Arkansas and first game against a SEC opponent, since Nov. 20, 2008, when it faced the Razorbacks on their home court
- The Aggies have not faced a Big 10 team since joining the Big West before the start of the 2007-08 season, and competed against its first team from

this conference when it traveled to Indiana for its Nov. 23 game

- The holidays featured two road games against Pac-12 teams: UC Davis faced Pac-12 powerhouse Arizona on Dec. 22 in the second head-to-head meeting, and first since Dec. 4, 1974; the other took place on Dec. 30 in the program's first-ever game against USC
- When the Aggies' non-conference slate ended, they faced three of the West Coast Conference's top four teams in the weeks leading up to their Jan. 10 Big West opener at UC Irvine

PRINTUP LEADS TEAM USA TO GOLD IN WORLD DEAF BASKETBALL CHAMPIONSHIPS

- As a representative of Team USA at the World Deaf Basketball Championships, hosted by Gallaudet University last July, junior guard Rogers Printup led his team to a gold in this international tournament
- Printup learned after Team USA's 81-63 victory vs. Japan, in the championship game, that he was named to the Best Five Team for the Men's 2018 U21 World Deaf Basketball Championships — a group that features the tournament's five strongest overall performers
- After defeating Israel, 103-24 in its opening game, Team USA collected additional wins against Australia (95-28), Ukraine (93-48) — which included a game-high 20-point performance from Printup — Lithuania (113-39), Canada (126-23) and a thrilling 78-73 result against Spain, which allowed the hosts to earn an opportunity to compete for gold

FOUR VS. POWER FIVE

- Four games against Power Five competition took place throughout UC Davis' non-conference schedule this season, the most in program history
- That total also doubles as the second-highest among all Big West schools, trailing only Long Beach State and its six non-conference games

SHORTS II HEADLINES PRESEASON ALL-LEAGUE TEAM

- Led by senior guard TJ Shorts II, the first dual recipient in league history of Player of the Year and Newcomer of the Year honors, four returning players off last season's all-conference first team were tabbed by the media to the 2018-19 Big West Preseason All-Conference Team
- Joining Shorts II on this list are Cal State Fullerton teammates Kyle Allman, Jr. and Khalil Ahmad, UC Santa Barbara junior Max Heidegger, UC Irvine teammates Evan Leonard and Tommy Rutherford
- Joining Shorts II on the 2018 All-Big West First Team were Allman, Jr., Heidegger and Rutherford

THERE IS NO SUBSTITUTE FOR EXPERIENCE

- And UC Davis' 2018-19 roster is loaded with it
- The program's senior class features five seniors: Garrison Goode, AJ John, Colin Russell, Siler Schneider and TJ Shorts II
- Another four players will don a UC Davis jersey for the first time this season after transferring last year and sitting out a season: Stefan Gonzalez, Gio Nelson, Matt Neufeld and Jonah Underwood
- Three players took advantage of a redshirt year: Gio Nelson, Joe Mooney and Rogers Printup
- Of the 15 players on roster, 10 are upperclassmen

IT SEEMS LIKE YESTERDAY, NOT 21 YEARS AGO

- The 2018-19 season will mark the 21st anniversary of UC Davis basketball's Division II National Championship season
- UC Davis finished with a 31-2 overall record, won all 14 games against Northern California Athletic Conference teams, and all 17 home games played throughout the regular season and playoffs
- Current UC Davis associate head coach Kevin Nosek competed for the Aggies that season

THE HOME OF BIG WEST BASKETBALL

- Since head coach Jim Les took the helm of the men's basketball program on May 5, 2011, he and his staff have turned UC Davis into the home of Big West basketball
- Highlighted by their appearance in the 2017 Division I NCAA Men's Basketball Tournament, the Aggies advanced to postseason play in three of the last four seasons
- Starting with their first, earned during the 2014-15 season, the Aggies won three Big West Conference championships within a four-year timespan
- UC Davis also posted three 20-win seasons in the last four years
- The Aggies have rightfully earned their spot on college basketball's national map, and continue to strengthen their status on a yearly basis, as evident by the quality of opponents on this season's schedule
- The Pavilion has turned into the biggest home court advantage for any Big West school since Coach Les took over the program: In addition to posting two perfect home records within a three-year timespan (14-0 in 2014-15 and 11-0 in '16-'17, the Aggies entered their 2018-19 season opener, at home vs. San Francisco, with 21 wins in their last 23 played on Hamilton Court
- Last season, no school earned more All-Big West accolades than UC Davis
- Among that group of 2017-18 award winners was senior point guard TJ Shorts II, the first player in league history named Big West Player of the Year and Newcomer of the Year in the same season
- Coach Les became the 12th individual in league history to earn multiple Coach of the Year awards
- Coach Les has now coached two Big West Players of the Year and three Big West Newcomers of the Year

FROM THE PAST TO THE PRESENT

- The 2018-19 season is the 12th for UC Davis athletics as a member of the Big West Conference. Previous conference affiliations include:

Big West Conference

2007-present

Division I Independent

2004-2007

California Collegiate Athletic Conference

1998-2004

Northern California Athletic Conference

1982-1998

Far West Conference

1925-1982

NOTE: The Far West changed its name to the Northern California Athletic Conference in 1982

POSTSEASON HISTORY**NCAA**

2017	NCAA Tournament First Round (Midwest Region).....	Lost vs. Kansas, 100-62
	NCAA Tournament First Four.....	Won vs. N.C. Central, 67-63

CONFERENCE

2018	Big West Conference Semifinal.....	Lost vs. Cal State Fullerton, 55-52
	Big West Conference Quarterfinal.....	Won vs. UC Riverside, 70-66
2017	Big West Conference Final.....	Won vs. UC Irvine, 50-47
	Big West Conference Semifinal.....	Won vs. Cal State Fullerton, 66-64 (OT)
	Big West Conference Quarterfinal.....	Won vs. Cal Poly, 66-55
2016	Big West Conference Quarterfinal.....	Lost vs. UC Santa Barbara, 87-61
2015	Big West Conference Quarterfinal.....	Won vs. CSUN, 71-67
	Big West Conference Semifinal.....	Lost vs. Hawai'i, 65-58
2013	Big West Conference Quarterfinal.....	Lost vs. Cal Poly, 64-41
2012	Big West Conference Quarterfinal.....	Lost vs. Long Beach State, 80-46
2010	Big West Conference Semifinal.....	Lost vs. UC Santa Barbara, 76-62
	Big West Conference Quarterfinal.....	Won vs. Cal State Fullerton, 68-65 (OT)
2009	Big West Conference Quarterfinal.....	Lost vs. Pacific, 67-60
	Big West Conference First Round.....	Won vs. UC Irvine, 69-68
1998	NCAC Shaughnessy Final.....	Won vs. Sonoma State, 59-57
	NCAC Shaughnessy First Round.....	Won vs. Stanislaus State, 62-52
1997	NCAC Shaughnessy Final.....	Won vs. Cal State Hayward, 94-60
	NCAC Shaughnessy First Round.....	Won vs. Sonoma State, 62-61
1996	NCAC Shaughnessy Final.....	Won vs. Sonoma State, 75-67
	NCAC Shaughnessy First Round.....	Won vs. Chico State, 94-79
1995	NCAC Shaughnessy Final.....	Won vs. Chico State, 102-65
	NCAC Shaughnessy Semifinal.....	Lost vs. Chico State, 86-79
	NCAC Shaughnessy First Round.....	Won vs. San Francisco State, 58-49
1993	NCAC Shaughnessy First Round.....	Lost at Stanislaus State, 85-71
1992	NCAC Shaughnessy Final.....	Lost at Chico State, 77-75
	NCAC Shaughnessy Semifinal.....	Won at Chico State, 71-57
	NCAC Shaughnessy First Round.....	Won vs. Stanislaus State, 93-74
1991	NCAC Shaughnessy First Round.....	Lost to San Francisco State, 80-76
1989	NCAC Shaughnessy Final.....	Lost at Sonoma State, 83-79
	NCAC Shaughnessy First Round.....	Won vs. Cal State Hayward, 60-59 (OT)
1988	NCAC Shaughnessy Final.....	Lost at Cal State Hayward, 75-68
	NCAC Shaughnessy First Round.....	Won at San Francisco State, 62-60
1987	NCAC Shaughnessy First Round.....	Lost vs. Humboldt State, 58-52
1986	NCAC Shaughnessy Final.....	Lost at Cal State Hayward, 71-65
	NCAC Shaughnessy First Round.....	Won at San Francisco State, 75-68
1985	NCAC Shaughnessy First Round.....	Lost at Cal State Hayward, 69-62
1983	NCAC Shaughnessy First Round.....	Lost at San Francisco State, 83-68
1982	NCAC Shaughnessy First Round.....	Lost at San Francisco State, 63-70

NOTE: The Far Western Conference (1924-82) and California Collegiate Athletic Association (1999-2004) did not have conference tournaments.

NATIONAL INVITATION TOURNAMENT

2018	NIT First Round (Salt Lake City, Utah).....	Lost at Utah, 69-59
2015	NIT First Round (Stanford, Calif.).....	Lost at Stanford, 77-64

NCAA DIVISION II

2000	NCAA West Regional Final (Seattle, Wash.).....	Lost vs. Seattle Pacific, 68-61
	NCAA West Regional Semifinal.....	Won vs. BYU Hawaii, 60-53
1999	NCAA West Regional Semifinal (Bellingham, Wash.).....	Lost vs. Seattle Pacific, 73-68
1998	NCAA Elite Eight Final (Louisville, Ky.).....	Won vs. Kentucky Wesleyan, 83-77
	NCAA Elite Eight Semifinal.....	Won vs. State Rose (N.Y.), 88-76
	NCAA Elite Eight Quarterfinal.....	Won vs. West Texas A&M, 63-55
	NCAA West Regional Final (Davis, Calif.).....	Won vs. Seattle Pacific, 80-52
	NCAA West Regional Semifinal.....	Won vs. Cal State Los Angeles, 53-51
1997	NCAA West Regional First Round (Bakersfield, Calif.).....	Lost to Grand Canyon, 78-66
1996	NCAA West Regional Semifinal (Bakersfield, Calif.).....	Lost to Seattle Pacific, 79-65
	NCAA West Regional First Round.....	Won vs. Montana State-Billings, 89-80

3-2 vs. Cal State Fullerton >> The Pavilion >> Davis, Calif.

1995	NCAA West Regional Consolation (Riverside, Calif.)	Lost to Cal State Los Angeles, 78-74
	NCAA West Regional Semifinal	Lost at UC Riverside, 84-66
	NCAA West Regional First Round (Davis, Calif.)	Won vs. Grand Canyon, 92-88 (OT)
1978	NCAA West Regional Consolation (Tacoma, Wash.)	Lost at Puget Sound, 96-73
	NCAA West Regional First Round	Lost to Cal State Northridge, 79-73
1976	NCAA West Regional Consolation (Tacoma, Wash.)	Lost to Cal Poly Pomona, 84-82 (OT)
	NCAA West Regional First Round	Lost to Cal State Bakersfield, 87-65
1975	NCAA West Regional Consolation (Irvine, Calif.)	Won at UC Irvine, 84-70
	NCAA West Regional First Round	Lost to UC Riverside, 78-77
1969	NCAA West Regional Consolation (Las Vegas, Nev.)	Lost to UC Riverside, 84-70
	NCAA West Regional First Round	Lost to UNLV, 84-81
1968	NCAA West Regional Consolation (San Diego, Calif.)	Lost at San Diego State, 79-72
	NCAA West Regional First Round	Lost to UNLV, 96-91
1967	NCAA West Regional Consolation (San Diego, Calif.)	Won vs. Portland State, 81-61
	NCAA West Regional First Round	Lost to Nevada Southern (UNLV), 100-83



UC Davis punched its ticket to the Big Dance for the first time in 2017 when the Aggies defeated UC Irvine, 50-47, in a Big West Conference Tournament championship thriller in 2017. After making its NCAA Tournament debut in Dayton, Ohio, with a 67-63 victory vs. North Carolina Central in the First Four, the Aggies advanced to the Midwest Region First Round and drew Kansas as its opponent.

Big West basketball has called Davis its home in recent seasons: In addition to its three Big West titles and three postseason appearances in the last four years, UC Davis posted three 20-win seasons during that same timespan and turned the Pavilion into one of the strongest home court advantages among all BWC teams.

THIS IS UC DAVIS

2017-18 HIGHLIGHTS — UC DAVIS ATHLETICS

- Men's basketball won its third Big West championship in the last four seasons and competed in the postseason for the third time in the same timespan when it faced Utah in the National Invitation Tournament
- Women's basketball's also won a Big West championship and advanced to the Women's NIT Elite Eight
- Men's water polo its second consecutive league title to earn its second straight, and sixth all-time NCAA Tournament appearance
- Women's beach volleyball and equestrian are Athletics' newest programs, and will compete for the first time during the 2018-19 season
- UC Davis Athletics signed a new multi-year partnership with adidas, one of the most comprehensive among all FCS schools in the nation
- Then-junior track and field standout Erinn Beattie finished T2nd in the high jump at the 2018 NCAA Track and Field Championships, the highest individual finish by any Aggie, in any sport, since wrestler Derek Moore's 2007 national championship

DID YOU KNOW?

- With more than 7,500 undergraduate and graduate students earning degrees at last spring's commencements, UC Davis now has more than 250,000 living alumni
- UC Davis, is a public research university located in Davis, California, 15 minutes west of Sacramento. The campus covers 7,309 acres, making it the largest within the 10-campus University of California system. Classified as a Public Ivy, a publicly funded university considered as providing a quality of education comparable to those of the Ivy League, the university offers over 100 undergraduate majors

REMEMBER YOUR ROOTS

- Short courses were first offered in 1908 and UC, Davis opened its doors as the "University Farm" to 40 degree students (all male from UC Berkeley), who participated in the school's first three-year program that commenced in January 1909

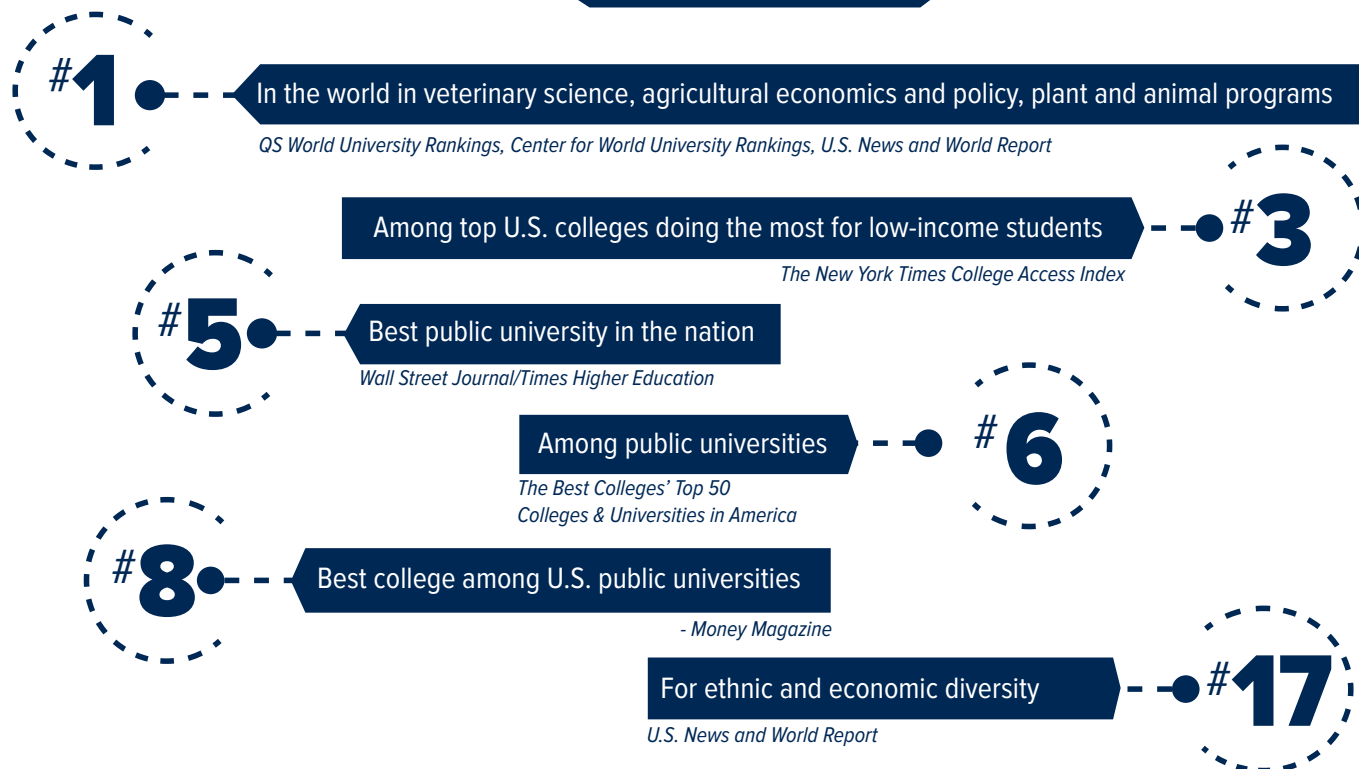
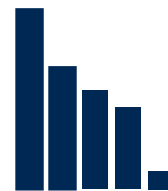
SHE'S AN AGGIE? HE IS TOO?

- A list of well-known UC Davis athletics alums includes:
 - Dan Hawkins, former head football coach at Boise State, Colorado, and Canadian Football League's Montreal Alouettes
 - Chris Petersen, head football coach at Washington
 - Urijah Faber, wrestler; professional Mixed Martial Artist, and member of the UFC Hall of Fame
 - Mike Bellotti, former head football coach at Oregon and current college football analyst at ESPN and ABC
 - Ken O'Brien, 11-year quarterback for the New York Jets and Philadelphia Eagles
 - J.T. O'Sullivan, quarterback for the Cincinnati Bengals and San Francisco 49ers
 - Rolf Benirschke, Pro Bowl and All-Pro placekicker for the San Diego Chargers
 - Colton Schmidt, punter for the Buffalo Bills
 - Daniel Descalso, infielder (and World Series champion) as a member of the St. Louis Cardinals; now plays for the Arizona Diamondbacks
 - Scott Weltz 2012 Olympic finalists in 200 breaststroke, winner of 2012 USA Olympic trials in 200 breast with a meet record
 - Quincy Amarikwa, MLS player for the San Jose Earthquakes
 - Kim Conley, long distance runner that qualified for the 2012 and 2016 Olympics
 - Mark Grieb, former quarterback for the San Jose SaberCats
 - Dr. Daryl Gross, former director of athletics at Syracuse University and current executive director for intercollegiate athletics at Cal State LA
- Other prominent Aggies include:
 - John Watson, chairman and chief executive officer of Chevron Corporation from 2010 until his retirement in 2018
 - Tani Cantil-Sakauye, Chief Justice of California and the first Asian-American to lead the state's judiciary
 - Howard Beck, sports journalist
 - Amy Gutierrez, aka Amy G, sports journalist and sideline reporter for Comcast SportsNet Bay Area (San Francisco Giants)
 - Tracy Caldwell Dyson, American chemist and NASA astronaut was a Mission Specialist on Space Shuttle Endeavour flight STS-118 in Aug. 2007, part of the Expedition 24 crew on the International Space Station from April 4-Sept. 25, 2010 and completed three spacewalks
 - Dr. Stephen K. Robinson, retired from NASA after 36 years of distinguished service, which included numerous honors, four shuttle missions, three spacewalks and extensive expertise in spacecraft systems and space robotics
 - Josh Davis, aka DJ Shadow
 - Anna Escobedo Cabral, Treasurer of the United States (2005-09)
 - John Harris, owner of Harris Ranch in the Central Valley
 - Jeffrey Katz, former CEO of Leapfrog Enterprises, and Orbitz
 - Tony Miller, former California Secretary of State
 - Jackie Speier, U.S. Representative, California 14th Congressional District
 - Ann Veneman, former head of U.S. Department of Agriculture and Executive Director of UNICEF
 - Hasan Minhaj, stand-up comedian
 - Martin Yan, Chef - host of the award-winning TV show, Yan Can Cook

UC DAVIS IS THE IDEAL COMBINATION OF
DIVISION I ATHLETICS, ELITE ACADEMICS AND PERSONAL GROWTH

U C D A V I S S T A T S

HOW WE RANK



UC Davis is one of 15 public four-year colleges with high graduation rates leading to high incomes.

- College Scorecard, U.S. Department of Education

Outstanding students: The average GPA ranges, representing the middle 50 percent of fall 2017 admitted freshmen was 3.95-4.25. That range is 3.29-3.78 for transfer students. **More than 44 percent of incoming students are first-generation college students.**

Comprehensive majors: UC Davis offers more than 100 academic majors and 96 graduate programs in four globally respected colleges: Agricultural and Environmental Sciences, Biological Sciences, Engineering and Letters and Science.

Most professional schools: UC Davis is the only UC campus with professional schools in all of the following disciplines: business management, education, law, medicine, nursing and veterinary medicine.

California depends on UC Davis: One in every 230 Californians is a UC Davis alum. Recent alumni earn a median annual salary of \$56,300, and experienced alumni earn \$94,600.

UC Davis celebrates diversity: UC Davis is highly ranked among the most ethnically diverse large national research universities by U.S. News & World Report and ranks 11th among leading institutions hosting international scholars.

What are your professional goals? UC Davis can help you achieve them!

UC Davis is the top-ranked UC and No. 62 nationally in alumni earnings above expectation.

THE AGGIE EVO SYSTEM

UC Davis student-athletes will understand how the real world works and possess the skills to navigate it. They will launch into a great job or graduate school opportunity without unwanted delay.

“We are uncommonly committed to preparing student-athletes for successful lives after graduation. Our approach is based on the science of human development. You will not find another school more dedicated to helping you be positioned for a great job or grad school opportunity after sports end, whenever that may be.”

- UC Davis Director of Athletics Kevin Blue

It is this uncommon commitment towards student-athletes that led to the creation of the Aggie EVO System, a multi-faceted student-athlete outcomes program focused on preparing young men and women for a successful launch after graduating from the fifth-ranked public school in the nation.

We define launch as moving beyond graduation into a meaningful professional path that builds on the college experience, sets a graduate on a path of financial and social well-being and effectively replaces the sport as the primary piece of their identity.

The Aggie EVO System (“EVO” is shorthand for a student-athlete’s “evolution” during college) is an important part of the student-athlete experience at UC Davis – just like weights and conditioning, attending class or getting athletic medicine treatment. This unprecedented program was designed to focus on four key elements to help UC Davis student-athletes prepare for future success by helping them better “know and navigate the World of Work”:

- **SKILLS** that employers want and will make student-athletes even more effective in their sports: self awareness, emotional intelligence, social/cultural competence and leadership.
- **KNOWLEDGE** of what careers and paths are out there (we call this the “World of Work”), what fits one’s interests and abilities, who in our gigantic network can advise and guide them and each individual can navigate a path to get there.
- **OPPORTUNITIES** to enjoy internships, jobs and other learning opportunities through a powerful network of Aggie alums. Student-athletes hear from and meet alums in a wide variety of fields, attend recruiting events and visit members of the EVO Pro network at companies in San Francisco, Silicon Valley, and Sacramento.
- **TOOLS** that student-athletes need to secure these opportunities. We require a few more basic tools or updates each year they are on campus. This includes resumes and cover letters, LinkedIn profiles, interviewing skills, business cards, professional headshots, and anything else that helps student-athletes prepare for a more successful launch.



WHAT things & stuff do student-athletes *have* to do?

	FIRST YEAR	SECOND YEAR	THIRD YEAR	FOURTH YEAR
SKILLS	Self - Awareness: Who are you? DiSC Profile	Emotional Intelligence: How are you? EQ-i Assessment		
KNOWLEDGE	• WoW Test • Attend Spring Student-Athlete Career Fair	• Strengths/O*Net assessment • Set up Aggie Job Link acct • 1 Informational Interview • Attend Spring Student-Athlete Career Fair	• 3 informational interviews • Attend a Career Fair	• 5 informational interviews • WoW Knowledge Test • Attend a Career Fair • Share your launch story w/coach & advisor
OPPORTUNITIES	<div> Experiential Learning Opportunities: Job, internship, volunteer, club leadership, research, projects, ICA internships, shadowing </div>			
	Optional	ELO #1	ELO #2	ELO #3
TOOLS	• resume • video story (:30)	• resume update • video story (1:00) • LinkedIn Profile (50+ xns)	• resume update • video story (1:30) • LinkedIn Profile (100+ xns)	• resume update • video story (2:00) • LinkedIn Profile (200+ xns)

HOW DO I DO IT

• Set up a coaching session with Student-Athlete Outcomes Advisor or Mike **OR** Sign up for AMS 95 **OR** Have coaching staff set up a clinic for team **OR** Visit the ICC **OR** Seek mentors on team or alums

WHEN DO I DO IT

All requirements must be done by the Monday before classes start of the next academic year

WHERE DO I SHOW IT

Check your ARMS EVO Dashboard and make sure you record stuff when you get it done - your Advisor and coaches will check!

IS THERE MORE STUFF

Of course! Attend an EVO Road Trip to learn more about the WoW, pay attention when your team brings in WoW educators, do more informational interviews, research and Google EVERYTHING

HEAD COACH JIM LES

JIM
LES

Head Coach
Eighth Season
Bradley '86

@CoachJimLes

Since Jim Les became the 23rd head coach in UC Davis' history on May 5, 2011, the Aggies posted their best records as a Division I program, won every game played on Hamilton Court twice within a three-year timespan, captured their first Big West Conference championship, Big West Tournament championship, and advanced to the NCAA Tournament for the first time in school history.

The program's championship tradition continued in 2018 when the Aggies won their third Big West title within the last four seasons, and earned another trip to the postseason.

In addition to numerous championships and playoff appearances, Les also created a unique home court advantage like no other team in the conference. In the last four years, no mainland squad boasts more home wins than the Aggies; during that same timespan, no Big West team holds a higher home win percentage than UC Davis.

UC Davis' historic 2017 NCAA Tournament run, which started with a come-from-behind victory against the defending league champions, continued with another win in the NCAA First Four vs. North Carolina Central and a matchup against Kansas in the Midwest Regional First Round, are the latest accomplishments for a program that has a well-deserved reputation for succeeding in the classroom, on the court, and in the community — all earned throughout Les' six years on campus.

The 2014-15 Big West Coach of the Year led UC Davis to its first-ever Big West Conference championship and its inaugural postseason berth as a D-I team when the Aggies faced Stanford in the opening round of the National Invitation Tournament. That appearance capped a season that included new school records for the most overall, home, road, conference and non-conference wins.

For the first time in school history, UC Davis ended the season as the NCAA's national team three point champions by virtue of its .447 shooting percentage - the highest mark recorded by any team since the three-point line was pushed back to its current distance. Corey Hawkins, the country's No. 1 three-point shooter with his .488 percentage brought the team's first-ever individual title to Davis; combined, the 2014-15 squad recorded the highest three-point team percentage since 1994.

As the only team in the nation to hold top five three-point and overall field goal percentages on a weekly basis, men's basketball posted a +16 win differential - a Big West Conference record and the nation's No. 1 turnaround.

Under Les' tutelage, no league team collected more all-conference and specialty awards that UC Davis - home of the Big West Coach of the Year, Player of the Year (Hawkins) and Sixth Man of the Year (Josh Fox). This season marked the first occasion that an Aggie received each award.

This accomplishment took place once again in 2017-18 when the Aggies collected more all-league hardware than any other team. Included in that year's honor roll were three of the Big West's top individual awards: Player of the Year, Newcomer of the Year — both won by TJ Shorts II, who became the first player in league history to win its top two individual honors — and Coach of the Year.

The following season, no team was more dominant on defense than UC Davis. In addition to posting the lowest scoring average in the league, both overall and during conference play, the Aggies set new program records in all major rebounding categories and by holding opponents to season-low percentages, both overall and from three-point territory.

Les came to the Aggies after spending nine years as the head coach at his alma mater, Bradley University, where he won more than 150 games and led the Braves to the 2006 NCAA Tournament Sweet Sixteen. In all, Les possesses nearly 30 years of successful playing and coaching experience in both the collegiate and professional ranks.

Les is no stranger to the Sacramento area, having spent four years as a player with the Sacramento Kings, followed by three seasons as an assistant for the WNBA's Sacramento Monarchs. After a nine-year professional playing career, which included seven seasons in the National Basketball Association, Les enjoyed a successful venture into the financial world before returning to his basketball roots. After three years spent with the Monarchs, Les returned to Bradley and was named the 12th men's basketball coach in Braves history on April 7, 2002.

In his first head coaching position, Les' resume continued to build at Bradley. The Braves averaged better than 20 wins in five seasons from 2005 to 2010, while racking up 10 postseason wins throughout that time. Along the way, Les became the first coach to win games in four different postseason tournaments in NCAA history.

(Continued)

LES AT A GLANCE

EDUCATION

B.S., Finance, Bradley (1986)

COACHING EXPERIENCE

Head Coach, UC Davis (2011-present)

Head Coach, Bradley (2002-11)

Assistant Coach, Sacramento Monarchs, WNBA (1999-2001)

PLAYING EXPERIENCE

NBA: Atlanta Hawks (1994-95), Sacramento Kings (1990-94), Los Angeles Clippers (1990), Utah Jazz (1988-89)

College: Bradley (1983-86), Cleveland State (1981-82)

PREVIOUS POSTSEASON APPEARANCES

2018: Big West Tournament Semifinals

National Invitation Tournament First Round

2017: NCAA Tournament - First Round (Midwest Regional; Tulsa, Okla.)

NCAA Tournament - First Four (Dayton, Ohio)

Big West Conference Tournament Championship

2015: National Invitation Tournament First Round

Big West Conference Tournament Semifinals

2013: Big West Conference Quarterfinals

2012: Big West Conference Quarterfinals

2011: Missouri Valley Conference Tournament Quarterfinals

2010: Missouri Valley Conference Tournament Semifinals

2009: CollegeInsider.com Postseason Tournament (Tournament runner-up)

Missouri Valley Conference Tournament Semifinals

2008: College Basketball Invitational - Tournament runner-up

Missouri Valley Conference Tournament - Quarterfinals

2007: National Invitation Tournament - Second Round (North Region)

Missouri Valley Conference Tournament - Semifinals

2006: NCAA Tournament - Sweet 16 (Oakland Regional)

Missouri Valley Conference Tournament Championship (2nd place)

2005: Missouri Valley Conference Tournament - First Round

2004: Missouri Valley Conference Tournament - First Round

2003: Missouri Valley Conference Tournament - First Round

NOTE: Les is the first coach in NCAA Division I history to win games in four different postseason tournaments

HEAD COACH JIM LES/COACHING STAFF

Les' coaching career has been defined by more than just wins and losses, however. Of the 26 seniors he has coached in his first nine years, 24 have earned their degrees, while the other two are currently playing professional basketball overseas. Under Les' direction, Bradley set a program record for grade point average and had 11 team members earn a spot on the Bradley Athletic Director's Honor Roll during the 2009-10 academic year for posting a minimum 3.0 semester GPA during at least one of the two grading periods that year.

Inheriting a team that produced a 9-20 record during the 2001-02 season, Les laid a solid foundation for a program that re-emerged as a force in the Missouri Valley Conference. Les finished with a 152-140 record in nine seasons as Bradley's head man, having directed the Braves to the Sweet 16s of the 2006 NCAA Tournament and 2007 National Invitation Tournament, followed by runner-up finishes in the inaugural College Basketball Invitational (2008) and CollegelInsider.com Postseason Tournament (2009).

In 2005-06, Les' veteran Braves were able to find their stride down the stretch and play their way into the postseason picture by winning 13 of their last 17 contests, including a seven-game win streak that took the team all the way to the MVC Tournament championship game. Bradley went on to win a pair of NCAA Tournament games, defeating No. 4 seed Kansas (77-73) and fifth-seeded Pittsburgh (72-66) at the Palace of Auburn Hills to make its first Sweet 16 appearance since 1955.

Les began his college career at Cleveland State, but transferred to Bradley during the winter break of his sophomore season. Once in the Bradley fold, Les led the Braves to a 60-27 (.690) record in his 87 games, consecutive trips to the postseason (1985 NIT and 1986 NCAA Tournament) and one of the greatest seasons in the history of both Bradley and Valley men's basketball.

The 1985-86 squad won the MVC regular season title with a perfect 16-0 league record and it remains the last Valley team to post an undefeated conference slate. Although the Braves lost the MVC Tournament championship game at Tulsa, Bradley earned an at-large bid to the NCAA Tournament, where the Braves lost to eventual national champion Louisville in the second round. Bradley's 83-65 victory versus UTEP in the first round of the 1986 West Regional, however, was the program's first NCAA Tournament victory since 1955.

During Bradley's memorable 1985-86 season, Les averaged 14.2 points and led The Valley with 7.9 assists per game. In addition to being named MVC Player of the Year in 1986, the 5-foot-11 point guard won the Frances Pomeroy Naismith Hall of Fame Award as the nation's best player less than 6-feet tall.

Les was inducted into the Bradley Athletics Hall of Fame Feb. 7, 1998. He also has been inducted into the Illinois Basketball Coaches Association Hall of Fame, the Greater Peoria Sports Hall of Fame and the Chicagoland Sports Hall of Fame. Additionally, Braves fans voted Les one of the 15 greatest players in program history during the celebration of Bradley's first 100 basketball seasons.

Following his senior season, Les was a third-round (70th overall) selection by the Atlanta Hawks during the 1986 NBA Draft. He went on to play seven seasons for Utah, the Los Angeles Clippers, Sacramento and Atlanta. He led the NBA in 3-point field goal percentage (.461) during the 1990-91 season and he was the runner-up to Chicago's Craig Hodges in the AT&T Long Distance Shootout during the 1992 NBA All-Star Weekend. Among the coaches for whom Les played during his NBA career are Lenny Wilkens, Jerry Sloan and Dick Motta, three of the winningest coaches in NBA history.

Originally from the Chicago suburb of Niles, Ill., Les is married to the former Jodi Martineau. The couple has three children: son Tyler and daughters Amber and Hannah.



KEVIN NOSEK

Associate Head Coach
17th Season
UC Davis '99

@CoachKevinNosek

Kevin Nosek, who brings two decades of experience as either a UC Davis assistant coach or student-athlete, is in his 17th season as a member of the men's basketball staff, following one of the most successful years in the program's history.

Under Nosek's tutelage, UC Davis earned its third Big West championship in the last four seasons and advanced to postseason play for the third time in that same timespan.

With Nosek on staff, the 2016-17 team not only earned its first berth in the NCAA Tournament, thanks to a come-from-behind victory in the championship game of the Big West Tournament (collecting the program's first tourney title in the process), but captured its first Division I postseason victory at the NCAA First Four. With their win over North Carolina Central, the Aggies advanced to the Midwest Regional First Round where they faced Kansas.

He began his Aggie coaching career in 1999-2000 after competing for UC Davis all four seasons on campus as a student-athlete. After serving a three-year stint as head coach at Menlo College, Nosek returned to the Aggies in 2006-07. He assists in all aspects of the program.

Nosek, a true veteran of the men's basketball staff whose connection to the program dates back to his youth days, first served as a ball boy for Bob Hamilton's teams in the late 1980s. Since his return in 2006, he has been instrumental in helping the program complete its transition to Division I, a process that includes the program's first official D-I and Big West Conference season in 2007-08.

After starring at nearby Davis Senior High, Nosek played for UC Davis from 1996-99, highlighting his career with a NCAA Division II national championship in 1988. He enjoyed his best collegiate game during his senior year, when he hit 4 of 5 from three-point range en route to a career-high 12 points against Holy Names. Perhaps as a premonition of things to come, his teammates dubbed him "Coach Nosek" for his unrelenting diligence both on and off the court.

Nosek remained with the Aggie program as an assistant to Brian Fogel from 1999-2003. In his four seasons, the Aggies compiled a 67-23 record and qualified for the NCAA D-II West Regional (1999-2000).

Following his first tenure at UC Davis, Nosek earned his first collegiate head-coaching role when he took the helm of the men's basketball program at Menlo College. In three seasons with the Oaks, he turned around a program that finished 4-22 his first season, to one that posted a 17-11 mark and its best record in seven years. The Oaks advanced to the Cal Pac Conference Tournament semifinal game during the 2004-05 season and reached the title game the following year.

Nosek's Menlo tenure included a roster that led all D-II teams in rebound defense, also ranking among the nation's leaders in rebound margin and field goal percentage defense.

Nosek graduated from UC Davis in June of 1999, earning his bachelor's degree in organizational studies. He received his masters in sport coaching from the United States Sports Academy shortly thereafter.

Nosek and his wife, Nicole reside in Davis. They have two daughters, Maya and Grace, and a son, Derek.



KYLE VOGT

Assistant Coach
Seventh Season
Lakeland '02

@CoachKyleVogt

Kyle Vogt enters his seventh season at UC Davis, following two of the program's most successful years, as an assistant coach after being hired in June, 2012. In his role, he assists in all areas of the Aggies' program, specializing in defensive schemes, perimeter play and development, recruiting and opponent scouting.

With Vogt on the sidelines, the 2016-17 team not only won its first-ever Big West Tournament championship, earning the league's automatic NCAA Tournament bid in the process, but captured its inaugural Division I postseason win by defeating North Carolina Central in a First Four matchup.

That result allowed the Aggies to advance to the Midwest Regional First Round where they faced Kansas for the first time in school history.

With Vogt on the sidelines, UC Davis collected its third Big West championship as part of the 2017-18 season, and advanced to postseason play once again when it faced Utah in the National Invitation Tournament.

That appearance marked the program's third postseason berth in the last four seasons.

Vogt brings an 11-year coaching career to UC Davis that including stops at UW Platteville (2003-04), Bradley ('04-'11) and Western Illinois ('11-'12). Vogt has been a part of five postseason teams throughout those 11 years, including Bradley's 2006 Sweet 16 run. In back-to-back years, teams Vogt coached set single-season school records for the most Division I wins - 18 at Western Illinois and 14 at UC Davis.

"I am very excited to add Kyle to our staff," said head men's basketball coach Jim Les shortly after Vogt's hiring. "He is an accomplished Division I assistant that brings with him great knowledge and enthusiasm. He will be a tremendous asset to our staff and an excellent resource for our players both on and off the floor."

A native of Milwaukee, Wisconsin, Vogt graduated from Lakeland College in 2002 with a bachelor's degree in marketing. An outstanding player for the Muskies, Vogt was a three-time all-conference performer and scored 1,123 points throughout his career. He is ranked No. 2 all-time with 183 three-point field goals and was amongst the Div. III national leaders in three-point percentage during both his junior and senior seasons.

Vogt and his wife, Erin, live in Davis with their three children: Jackson, Nolan and Avery.



JONATHAN METZGER-JONES

Assistant Coach
Third Season
Pacific '02

@CoachJMJones

Jonathan Metzger-Jones was hired as an assistant coach at UC Davis on June 16, 2016. In his time with the program, he helped lead the Aggies to the best two-year stretch in their Division I history. In addition to its back-to-back postseason appearances, which includes a Big West Tournament title and NCAA Tournament berth in 2017, followed by a Big West regular season championship and National Invitation Tournament appearance in 2018, both seasons ended with the Aggies winning 22 or more games.

The 2017 postseason run began with a come-from-behind victory in the championship game of the Big West Tournament — the first time UC Davis advanced to the NCAA Tournament in school history by earning the conference's automatic bid. By defeating North Carolina Central in the First Four, the Aggies advanced to the Midwest Regional First Round and faced Kansas in the inaugural head-to-head meeting in school history.

After winning the Big West's regular season championship, on the final day of league play with a double-overtime win on the road at conference rival UC Irvine, the 2017-18 season culminated with another postseason appearance when the Aggies faced Utah in the first round of the NIT.

Metzger-Jones arrived at UC Davis after spending five seasons as an assistant coach at Montana. Throughout his tenure in Missoula, the Grizzlies won three Big Sky regular season championships and advanced to postseason play on four occasions. In addition to competing in the 2012 and 2013 NCAA Tournaments, Metzger-Jones' teams also competed in the 2015 National Invitation Tournament and 2016 College Basketball Invitational.

With Metzger-Jones on staff, Montana won 20 or more games in four of five years. Under his tutelage, 17 Grizzlies earned All-Big Sky Conference honors — a list that includes Kareem Jamar (2013 Big Sky Conference MVP), Will Cherry (Cleveland Cavaliers), Jordan Gregory and Martin Breunig. All four players received NABC All-District recognition.

While at Montana, Metzger-Jones was tasked with recruiting, player skill development, opponent scouting, in-game strategy, scheduling, the program's fundraising efforts and player academics — an area that saw the Grizzly basketball team post its highest cumulative GPA in program history.

Before he joined the Grizzlies' staff, Metzger-Jones helped lead UC Santa Barbara to its most successful stint in program history. Over the course of his four years the Gauchos won the 2008 and 2010 Big West regular season titles, consecutive Big West Tournament championships and the program's first-ever back-to-back berths at the NCAA Tournament in 2010 and 2011. UCSB also qualified for the 2008 NIT.

While at Santa Barbara, Metzger-Jones recruited and mentored Orlando Johnson, James Nunnally and Alan Williams. Johnson and Williams received Big West MVP distinction in 2010 and 2014 respectively; all three have NBA experience.

Metzger-Jones played two seasons at Pacific, was named co-captain as a senior and etched his name in the Tigers' records book as one of the program's top 10 three-point shooters when he graduated in 2002 with a bachelor of science degree in business administration.

Afterwards, he spent three seasons playing professionally in Europe with stops in Switzerland, Denmark and Finland.

Upon his return to the United States, Metzger-Jones started his coaching career as Cal State Fullerton's director of basketball operations..

Metzger-Jones is married to the former Alison Keck. The couple has one son, Jason.



JODY STELIGA

Director of Basketball Operations
Third Season
Concordia University '07

@CoachSteliga

Jody Steliga, a two-time coach of the year and most recently an assistant coach at Colorado Christian, enters her third season as UC Davis men's basketball's director of operations. Steliga joins the Aggies after leading the Cougars to their most successful season in program history by finishing with 23 victories and a final four appearance in the Rocky Mountain Conference Tournament during the 2015-16 season..

"I'm excited to join the prestige of the University, community, and UC Davis basketball. I'm grateful for this opportunity and chomping at the bit to contribute to Coach Les' staff and the program," said Steliga.

"We are very excited to add Jody to our basketball staff," said Les. "She is passionate about basketball and has the skill, energy, and enthusiasm to positively impact our student-athletes.

Prior to her coaching stint in Colorado, Steliga served eight seasons as the head women's basketball coach at Mendocino College, her alma mater, and helped the program achieve an unprecedented level of success.

Known for their academic achievement and extensive community outreach, Steliga's teams also posted winning records on a consistent basis. Under her tutelage, the Eagles won their first-ever Bay Valley Conference Championship in 2013 and earned state playoff berth for the first time in school history.

In each of her seasons at Mendocino College, numerous players earned all-conference distinction; throughout the Steliga era, a collective 13 student-athletes earned first team recognition and another 20 received academic all-conference accolades.

For her team's accomplishments in the classroom, community and on the court, the Bay Valley Conference bestowed Coach of the Year honors to Steliga in 2012 and '13.

As a student-athlete at Mendocino College, she was named to the school's Dean's List, collected all-conference and academic all-conference awards before transferring to Concordia University (Irvine, Calif.) to continue her academic degree and playing career.

Before graduating in 2007 with a bachelor's degree in art (specializing in graphic design), she led Concordia to postseason berths in each of her two years on campus and ended her playing career as an Academic All-American.

Inducted to Mendocino College's Athletics Hall of Fame in 2010, Steliga also earned her master's degree in sports management from the United States Sports Academy that year.

SUPPORT STAFF



BRENDAN MCSHEA

Director of Player Development
and Video



SAMM BROCKEL

Athletics Trainer



JUSTIN LANDRY

Strength and Conditioning Coach



KATHERINE ZEDONIS

Associate Athletics Director,
Compliance & ICA Services/SWA



LAURA GOLDHAMMER

Assistant Director of
Student-Athlete Outcomes



TIM ORNELAS

Director of Video Services



ANDREA GARDNER

Digital Media Fellow

STARTING LINEUPS

Date	Opponent	G	G	G	F	F/C	Lineup Record
NOV. 6	SAN FRANCISCO	Shorts II	Schneider	Fuller	Goode	Neufeld	0-1
NOV. 9	SAN DIEGO	Shorts II	Schneider	Gonzalez	Goode	John	0-1
Nov. 12.	at Arkansas ²	Shorts II	Schneider	Mooney	Goode	John	0-1
Nov. 17	vs. Texas A&M - CC ²	Shorts II	Schneider	Fuller	Goode	John	
Nov. 18	at UT Arlington ²	Shorts II	Schneider	Fuller	Goode	John	
Nov. 20	vs. Sacramento State ¹	Shorts II	Schneider	Fuller	Goode	John	
Nov. 23	at Indiana ²	Shorts II	Schneider	Fuller	Goode	John	
NOV. 29	NORTHERN ARIZONA	Shorts II	Schneider	Fuller	Goode	John	
Dec. 5	at Northern Illinois	Shorts II	Schneider	Fuller	Goode	John	2-4
DEC. 16	WILLIAM JESSUP	Squire	Schneider	Mooney	Goode	Russell	1-0
Dec. 22	at Arizona	Shorts II	Schneider	Squire	Goode	Neufeld	
Dec. 28	at Loyola Marymount	Shorts II	Schneider	Squire	Goode	Neufeld	
Dec. 30	at USC	Shorts II	Schneider	Squire	Goode	Neufeld	
JAN. 5	HOLY NAMES	Shorts II	Schneider	Squire	Goode	Neufeld	
Jan. 10	at UC Irvine*	Shorts II	Schneider	Squire	Goode	Neufeld	
Jan. 12	at Long Beach State*	Shorts II	Schneider	Squire	Goode	Neufeld	
JAN. 17	UC SANTA BARBARA*	Shorts II	Schneider	Squire	Goode	Neufeld	1-6
JAN. 19	CAL POLY*	Shorts II	Schneider	Mooney	Goode	Neufeld	
Jan. 26	at Hawai'i*	Shorts II	Schneider	Mooney	Goode	Neufeld	1-1
Feb. 2	at UC Riverside*	Squire	Gonzalez	Mooney	Printup	Neufeld	
Feb. 7	at Cal Poly*	Squire	Gonzalez	Mooney	Printup	Neufeld	2-0
Feb. 9	at UC Santa Barbara*	Squire	Gonzalez	Mooney	Printup	Russell	1-0
FEB. 13	CSUN*	Shorts II	Gonzalez	Mooney	Printup	Neufeld	
FEB. 16	LONG BEACH STATE*	Shorts II	Gonzalez	Mooney	Printup	Neufeld	2-0
Feb. 21	at Cal State Fullerton*	Schneider	Gonzalez	Mooney	Printup	Neufeld	0-1
Feb. 23	at CSUN*	Squire	Schneider	Mooney	Printup	Neufeld	0-1
FEB. 28	UC IRVINE*	Shorts II	Schneider	Mooney	Printup	Neufeld	
MAR. 2	CAL STATE FULLERTON*						
MAR. 7	HAWAI'I*						
MAR. 9	UC RIVERSIDE*						

HOME GAMES IN BOLD CAPS

* - Big West Conference game

1 - Neutral game held at the Golden 1 Center (Sacramento, Calif.)

2 - Hardwood Showcase (Fayetteville, Ark.; Arlington, Texas; Bloomington, Ind.)

WIN/LOSS MARGIN

	1	2	3	4	5	6	7	8	9	10	11	12	13	14	15	16	17	18	19	20-24	25-29	30-30+
Wins			1	2						1		1	1			1	1	1				1
Losses		2	1	1	2				2		1			1		1		2	1	2		1

3-2 vs. Cal State Fullerton >> The Pavilion >> Davis, Calif.**SPECIALTY STATS**

Date	Opponent	In Paint	Off TO	2nd Chance	Fast Break	Bench	Tied Scores/Lead Changes
NOV. 6	SAN FRANCISCO	22/50	7/24	9/8	2/8	13/28	1/1
NOV. 9	SAN DIEGO	34/26	15/9	5/5	6/2	29/6	2/3
Nov. 12.	at Arkansas ²	18/26	26/8	5/11	4/3	12/17	0/0
Nov. 17	vs. Texas A&M - CC ²	20/28	12/14	10/8	15/8	17/17	6/12
Nov. 18	at UT Arlington ²	20/28	12/14	10/8	15/8	17/17	6/12
Nov. 20	vs. Sacramento State ¹	26/26	11/19	7/10	6/2	17/18	7/5
Nov. 23	at Indiana ²	24/28	12/26	12/13	6/5	10/0	1/1
Nov. 29	NORTHERN ARIZONA	30/26	24/6	7/2	8/6	20/22	1/0
Dec. 5	at Northern Illinois	22/24	17/12	9/10	8/14	28/21	5/13
DEC. 16	WILLIAM JESSUP	44/30	23/11	5/9	8/10	62/17	3/5
Dec. 22	at Arizona	38/28	3/4	7/7	6/3	4/21	9/5
Dec. 28	at Loyola Marymount	20/34	17/16	4/2	6/0	14/16	0/1
Dec. 30	at USC	36/24	15/16	14/11	13/10	11/17	8/10
JAN. 5	HOLY NAMES	62/12	22/5	4/14	16/2	30/27	0/4
Jan. 10	at UC Irvine*	36/28	12/14	10/9	16/11	24/13	6/3
Jan. 12	at Long Beach State*	32/22	17/31	10/10	8/4	41/28	0/4
JAN. 17	UC SANTA BARBARA*	32/14	15/10	0/12	4/0	21/21	2/1
JAN. 19	CAL POLY*	36/22	16/9	3/8	8/2	8/12	4/7
Jan. 26	at Hawai'i*	24/38	17/24	4/11	6/4	28/22	4/3
Feb. 2	at UC Riverside*	24/26	25/14	11/9	4/5	27/34	0/0
Feb. 7	at Cal Poly*	34/32	14/15	2/4	4/6	31/12	1/4
Feb. 9	at UC Santa Barbara*	30/34	19/10	11/12	2/2	25/14	9/9
FEB. 13	CSUN*	26/24	17/11	5/2	4/6	17/11	2/1
FEB. 16	LONG BEACH STATE*	26/34	16/16	15/9	2/3	34/19	7/19
Feb. 21	at Cal State Fullerton*	22/32	12/13	5/8	2/0	9/16	6/9
Feb. 23	at CSUN*	28/28	24/17	18/9	4/2	15/29	10/11
FEB. 28	UC IRVINE*	24/28	9/7	9/9	0/4	22/30	1/2
MAR. 2	CAL STATE FULLERTON*						
MAR. 7	HAWAI'I*						
MAR. 9	UC RIVERSIDE*						

HOME GAMES IN BOLD CAPS

* - Big West Conference game

1 - Neutral game held at the Golden 1 Center (Sacramento, Calif.)

2 - Hardwood Showcase (Fayetteville, Ark.; Arlington, Texas; Bloomington, Ind.)

NOTE: Point totals are organized as UC Davis/opponent

GAME-BY-GAME LEADERS

Date	Opponent	W/L	Score	Att.	High Scorer	High Rebounder	High Assists	Overall Record	Big West Record
NOV. 6	SAN FRANCISCO	L	76-42	1,891	Three with 8	Gonzalez (8)	Shorts II/Schneider (2)	0-1	-
NOV. 9	SAN DIEGO	L	76-57	2,123	Shorts II (17)	John (9)	Shorts II/Schneider (3)	0-2	-
Nov. 12.	at Arkansas ²	L	81-58	13,444	Shorts II (14)	Shorts II (8)	Shorts II/Schneider (4)	0-3	-
Nov. 17	vs. Texas A&M - CC ²	W	57-54 (OT)	150	Schneider (13)	John/Schneider (7)	Shorts II (5)	1-3	-
Nov. 18	at UT Arlington ²	L	68-59	1,233	Schneider (15)	Three with 5	Shorts II (5)	1-4	-
Nov. 20	vs. Sacramento State ¹	L	58-55	1,545	Schneider (15)	John/Shorts II (6)	Shorts II (3)	1-5	-
Nov. 23	at Indiana ²	L	76-62	13,562	Shorts II (16)	Fuller/Goode (6)	Shorts II (7)	1-6	-
NOV. 29	NORTHERN ARIZONA	W	73-57	785	Shorts II (21)	Goode/Shorts II (6)	Shorts II (7)	2-6	-
Dec. 5	at Northern Illinois	L	71-62	910	Shorts II (18)	Goode/Shorts II (5)	Schneider (7)	2-7	-
DEC. 16	WILLIAM JESSUP	W	83-65	1,056	Neufeld, Shorts II (17)	Printup/Shorts II (4)	Squire (7)	3-7	-
Dec. 22	at Arizona	L	70-68	13,576	Shorts II (25)	Shorts II (7)	Schneider (5)	3-8	-
Dec. 28	at Loyola Marymount	L	77-59	1,261	Schneider (19)	Neufeld (5)	Squire (6)	3-9	-
Dec. 30	at USC	L	73-55	3,127	Shorts II (14)	Neufeld (7)	Goode (5)	3-10	-
JAN. 5	HOLY NAMES	W	90-60	754	Schneider (18)	Gonzalez (6)	Shorts II, Schneider, Fuller (3)	4-10	-
Jan. 10	at UC Irvine*	L	71-69 (OT)	1,680	Shorts II (21)	Shorts II (10)	Four with 2	4-11	0-1
Jan. 12	at Long Beach State*	L	82-77	3,002	Mooney (29)	Fuller (6)	Shorts II (5)	4-12	0-2
JAN. 17	UC SANTA BARBARA*	L	69-58	3,189	Mooney (14)	Shorts II (5)	Goode (3)	4-13	0-3
JAN. 19	CAL POLY*	W	75-63	2,090	Schneider (23)	Neufeld (9)	Shorts II (11)	5-13	1-3
Jan. 26	at Hawai'i*	L	80-60	6,265	Neufeld (17)	Neufeld (6)	Shorts II (8)	5-14	1-4
Feb. 2	at UC Riverside*	W	84-71	350	Shorts II (23)	Gonzalez (6)	Printup (6)	6-14	2-4
Feb. 7	at Cal Poly*	W	63-53	1,498	Shorts II (18)	Neufeld (6)	Shorts II (7)	7-14	3-4
Feb. 9	at UC Santa Barbara*	W	61-57	2,316	Shorts II (21)	Gonzalez (5)	Goode/Shorts II (3)	8-14	4-4
FEB. 13	CSUN*	W	76-59	1,687	Mooney (21)	Shorts II (9)	Shorts II (6)	9-14	5-4
FEB. 16	LONG BEACH STATE*	W	77-73	1,882	Gonzalez (16)	Schneider (7)	Schneider (6)	10-14	6-4
Feb. 21	at Cal State Fullerton*	L	62-58	843	Schneider (27)	Mooney (9)	Gonzalez (4)	10-15	6-5
Feb. 23	at CSUN*	L	81-76 (OT)	767	Gonzalez (23)	Gonzalez (9)	Squire (5)	10-16	6-6
FEB. 28	UC IRVINE*	L	64-48	3,777	Neufeld (10)	Goode (6)	Mooney, Shorts II (2)	10-17	6-7
MAR. 2	CAL STATE FULLERTON*								
MAR. 7	HAWAII*								
MAR. 9	UC RIVERSIDE*								

HOME GAMES IN BOLD CAPS

* - Big West Conference game

1 - Neutral game held at the Golden 1 Center (Sacramento, Calif.)

2 - Hardwood Showcase (Fayetteville, Ark.; Arlington, Texas; Bloomington, Ind.)

NOTE: Point totals are organized as UC Davis/opponent

LED UC DAVIS IN SCORING

TJ Shorts II (11), Siler Schneider (8), Stefan Gonzalez, Matt Neufeld (4), Joe Mooney (2), Garrison Goode (1)

LED UC DAVIS IN REBOUNDING

TJ Shorts II (10), Garrison Goode (6), Matt Neufeld (5), AJ John, Stefan Gonzalez (4), Caleb Fuller, Siler Schneider (2), Joe Mooney, Rogers Printup (1)

LED UC DAVIS IN ASSISTS

TJ Shorts II (17), Siler Schneider (8), Garrison Goode, Damion Squire (4), Caleb Fuller, Stefan Gonzalez, Joe Mooney, Rogers Printup (1)

LED UC DAVIS IN STEALS

TJ Shorts II (12), Siler Schneider (5), Garrison Goode (6), AJ John, Joe Mooney (4), Caleb Fuller, Matt Neufeld, Colin Russell, Damion Squire (2), Rogers Printup, Jonah Underwood (1)

LED UC DAVIS IN BLOCKS

Matt Neufeld (10), Garrison Goode (8), AJ John (6), Joe Mooney, TJ Shorts II (2), Caleb Fuller, Colin Russell, Siler Schneider (1)

NOTE: Game-high totals include ties; number of games led in parenthesis

3-2 vs. Cal State Fullerton >> The Pavilion >> Davis, Calif.

POINTS-REBOUNDS-ASSISTS

Opponent	Date	Score	SHORTS,II,	SQUIRE,DAM	GONZALEZ,S	NELSON,GIO	SCHNEIDER,	FULLER,CAL	NEUFELD,MA
SAN FRANCISCO	11/06/18	42-76	L 2-3-3	3-0-1	8-8-0	2-1-0	6-2-3	5-4-0	8-1-0
SAN DIEGO	11/09/18	57-76	L 17-4-3	1-1-0	7-4-0	0-0-0	2-1-3	0-2-0	11-2-0
at Arkansas	11/12/18	58-81	L 14-8-4	0-0-0	9-6-1	DNP	8-2-4	0-1-0	6-6-0
vs A&M-Corpus Christi	11/17/18	57-54	W 10-6-5	0-3-0	2-3-0	DNP	13-7-0	0-2-2	5-3-0
at UT Arlington	11/18/18	59-68	L 12-5-5	DNP	7-3-1	DNP	15-3-1	2-2-0	3-0-1
vs Sacramento State	11/20/18	55-58	L 11-6-3	0-1-0	9-4-1	DNP	15-2-2	6-2-0	0-0-0
at Indiana	11/23/18	62-76	L 16-2-7	0-0-0	7-2-1	DNP	12-1-1	6-6-0	0-1-0
NORTHERN ARIZONA	11/29/18	73-57	W 21-6-7	3-2-1	0-1-2	DNP	12-3-1	13-5-1	6-3-0
at Northern Illinois	12/05/18	62-71	L 18-5-2	9-0-1	DNP	DNP	3-3-7	2-3-1	2-1-0
WILLIAM JESSUP	12/16/18	83-65	W 17-4-3	7-3-7	DNP	3-2-1	4-2-0	12-3-1	17-0-1
at Arizona	12/22/18	68-70	L 25-7-2	9-0-1	DNP	DNP	13-2-5	0-6-1	4-2-1
at Loyola Marymount	12/28/18	59-77	L 9-4-2	3-1-6	4-2-2	3-1-0	19-2-0	0-0-0	10-5-0
at USC	12/30/18	55-73	L 14-4-4	0-0-0	6-5-0	DNP	13-2-0	5-2-1	9-7-1
HOLY NAMES	01/05/19	90-60	W 13-5-3	12-1-3	8-6-0	0-0-0	18-2-1	7-2-3	7-1-0
at UC Irvine	01/10/19	69-71	L 21-10-2	0-2-2	DNP	DNP	8-3-2	6-2-0	11-2-0
at Long Beach State	01/12/19	77-82	L 19-3-5	1-1-0	0-0-0	DNP	10-3-0	7-6-0	4-4-0
UC SANTA BARBARA	01/17/19	58-69	L 11-5-2	0-0-0	0-1-0	0-0-0	11-0-1	0-2-0	8-2-0
CAL POLY	01/19/19	75-63	W 8-7-11	DNP	8-2-1	DNP	23-4-4	0-1-0	14-9-0
at Hawai'i	01/26/19	60-80	L 11-3-8	2-1-0	3-3-0	DNP	2-2-3	0-0-0	17-6-0
at UC Riverside	02/02/19	84-71	W 23-4-1	9-2-2	14-6-2	DNP	2-1-0	0-0-2	10-1-1
at Cal Poly	02/07/19	63-53	W 18-5-7	2-2-0	2-3-1	DNP	9-4-2	DNP	8-6-1
at UC Santa Barbara	02/09/19	61-57	W 21-2-3	0-1-0	6-5-2	DNP	4-2-1	DNP	DNP
CSUN	02/13/19	76-59	W 8-9-6	5-4-2	15-8-2	DNP	7-0-3	0-0-0	8-2-0
LONG BEACH STATE	02/16/19	77-73	W 2-3-3	0-0-2	16-1-1	DNP	10-7-6	DNP	0-3-1
at Cal State Fullerton	02/21/19	58-62	L DNP	2-1-1	10-4-4	DNP	27-6-2	DNP	4-3-1
at CSUN	02/23/19	76-81	L DNP	2-4-5	23-9-2	DNP	13-1-2	0-0-0	15-5-0
UC IRVINE	02/28/19	48-64	L 9-1-2	6-1-0	8-0-0	DNP	7-1-0	0-0-0	10-4-0

Opponent	Date	Score	21		22		23		25		42		44	
			RUSSELL,CO	MOONEY,JOE	PRINTUP,RO	JOHN,AJ	UNDERWOOD,	GOODE,GARR						
SAN FRANCISCO	11/06/18	42-76	L 0-0-0	0-2-0	0-2-0	DNP	DNP	8-5-0						
SAN DIEGO	11/09/18	57-76	L DNP	13-1-0	4-3-0	0-9-0	DNP	2-0-0						
at Arkansas	11/12/18	58-81	L 0-1-0	10-1-1	2-1-0	3-1-1	DNP	6-5-0						
vs A&M-Corpus Christi	11/17/18	57-54	W 0-0-0	10-2-1	DNP	11-7-1	DNP	6-5-0						
at UT Arlington	11/18/18	59-68	L 0-2-0	10-3-1	0-1-1	5-5-0	DNP	5-5-0						
vs Sacramento State	11/20/18	55-58	L 2-3-0	6-2-1	DNP	0-6-1	DNP	6-5-0						
at Indiana	11/23/18	62-76	L 0-0-0	3-2-0	0-0-0	14-1-1	DNP	4-6-1						
NORTHERN ARIZONA	11/29/18	73-57	W DNP	8-0-1	3-1-0	4-4-3	DNP	3-6-1						
at Northern Illinois	12/05/18	62-71	L 1-0-0	16-1-2	0-2-1	5-4-3	DNP	6-5-0						
WILLIAM JESSUP	12/16/18	83-65	W 2-3-0	6-3-0	13-4-1	DNP	0-0-1	2-3-3						
at Arizona	12/22/18	68-70	L 2-1-0	0-2-0	0-2-0	DNP	2-3-0	13-0-1						
at Loyola Marymount	12/28/18	59-77	L DNP	5-0-0	0-2-0	DNP	2-3-0	4-1-1						
at USC	12/30/18	55-73	L 0-0-0	0-2-0	DNP	DNP	DNP	8-6-5						
HOLY NAMES	01/05/19	90-60	W 6-5-1	3-2-1	2-1-0	DNP	4-3-0	10-0-1						
at UC Irvine	01/10/19	69-71	L 2-0-0	14-5-1	DNP	2-6-1	DNP	5-4-2						
at Long Beach State	01/12/19	77-82	L 0-0-0	29-5-4	3-1-1	2-2-1	DNP	2-1-2						
UC SANTA BARBARA	01/17/19	58-69	L 0-1-0	14-2-1	DNP	7-4-1	DNP	7-3-3						
CAL POLY	01/19/19	75-63	W 0-0-0	19-8-0	DNP	0-2-0	DNP	3-1-0						
at Hawai'i	01/26/19	60-80	L 1-0-0	2-3-3	6-3-0	16-3-0	0-0-0	0-0-0						
at UC Riverside	02/02/19	84-71	W 2-0-0	15-4-2	9-3-6	0-0-0	DNP	0-2-1						
at Cal Poly	02/07/19	63-53	W 0-0-0	17-1-1	3-4-0	DNP	DNP	4-0-0						
at UC Santa Barbara	02/09/19	61-57	W 0-0-0	13-3-0	2-3-0	9-4-0	DNP	6-4-3						
CSUN	02/13/19	76-59	W DNP	21-3-1	7-5-1	3-1-4	2-0-0	0-1-1						
LONG BEACH STATE	02/16/19	77-73	W 2-1-1	11-3-3	14-5-1	10-3-1	DNP	12-6-1						
at Cal State Fullerton	02/21/19	58-62	L DNP	3-9-0	5-2-1	3-4-0	DNP	4-2-0						
at CSUN	02/23/19	76-81	L DNP	15-2-1	2-4-1	1-2-1	DNP	5-3-0						
UC IRVINE	02/28/19	48-64	L 0-0-0	0-1-2	0-3-0	0-3-1	DNP	8-6-1						

TEAM HIGHS/LOWS

UC Davis Team Highs

POINTS	90	HOLY NAMES (01/05/19)
	84	at UC Riverside (02/02/19)
	83	WILLIAM JESSUP (12/16/18)
	77	LONG BEACH STATE (02/16/19)
	77	at Long Beach State (01/12/19)
FIELD GOALS MADE	34	HOLY NAMES (01/05/19)
	30	WILLIAM JESSUP (12/16/18)
FIELD GOAL ATTEMPTS	61	at CSUN (02/23/19)
	61	at UC Irvine (01/10/19)
	61	at Northern Illinois (12/05/18)
	61	NORTHERN ARIZONA (11/29/18)
FIELD GOAL PERCENTAGE	.654 (34-52)	HOLY NAMES (01/05/19)
	.556 (30-54)	WILLIAM JESSUP (12/16/18)
3 PT FIELD GOALS MADE	12	LONG BEACH STATE (02/16/19)
	12	CSUN (02/13/19)
3 PT FG ATTEMPTS	33	at Northern Illinois (12/05/18)
	32	NORTHERN ARIZONA (11/29/18)
3 PT FG PERCENTAGE	.500 (10-20)	at Indiana (11/23/18)
	.500 (9-18)	at UC Riverside (02/02/19)
FREE THROWS MADE	23	at UC Riverside (02/02/19)
	21	at CSUN (02/23/19)
FREE THROW ATTEMPTS	30	HOLY NAMES (01/05/19)
	25	at UC Irvine (01/10/19)
	25	at UT Arlington (11/18/18)
FREE THROW PERCENTAGE	1.000 (23-23)	at UC Riverside (02/02/19)
	1.000 (4-4)	at Indiana (11/23/18)
REBOUNDS	42	vs A&M-Corpus Christi (11/17/18)
	38	at UC Irvine (01/10/19)
ASSISTS	20	LONG BEACH STATE (02/16/19)
	20	CSUN (02/13/19)
STEALS	11	vs Sacramento State (11/20/18)
	10	at UC Riverside (02/02/19)
BLOCKED SHOTS	8	at Cal Poly (02/07/19)
	5	HOLY NAMES (01/05/19)
TURNOVERS	24	at Arkansas (11/12/18)
	21	at Indiana (11/23/18)
FOULS	33	at Long Beach State (01/12/19)
	32	at Arkansas (11/12/18)

Opponent Team Highs

POINTS	82	at Long Beach State (01/12/19)
	81	at CSUN (02/23/19)
	81	at Arkansas (11/12/18)
	80	at Hawai'i (01/26/19)
	77	at Loyola Marymount (12/28/18)
FIELD GOALS MADE	32	SAN FRANCISCO (11/06/18)
	30	SAN DIEGO (11/09/18)
FIELD GOAL ATTEMPTS	61	at CSUN (02/23/19)
	61	SAN FRANCISCO (11/06/18)
FIELD GOAL PERCENTAGE	.583 (28-48)	at Loyola Marymount (12/28/18)
	.558 (29-52)	at Hawai'i (01/26/19)
3 PT FIELD GOALS MADE	11	UC SANTA BARBARA (01/17/19)
	10	at CSUN (02/23/19)
	10	at USC (12/30/18)
	10	at Indiana (11/23/18)
3 PT FG ATTEMPTS	27	SAN DIEGO (11/09/18)
	26	HOLY NAMES (01/05/19)
	26	at UT Arlington (11/18/18)
3 PT FG PERCENTAGE	.588 (10-17)	at Indiana (11/23/18)
	.462 (6-13)	at Northern Illinois (12/05/18)
FREE THROWS MADE	32	at Long Beach State (01/12/19)
	27	at Arkansas (11/12/18)
FREE THROW ATTEMPTS	42	at Long Beach State (01/12/19)
	41	at Arkansas (11/12/18)
FREE THROW PERCENTAGE	.857 (24-28)	at UT Arlington (11/18/18)
	.842 (16-19)	at Loyola Marymount (12/28/18)
REBOUNDS	46	at UC Irvine (01/10/19)
	44	UC IRVINE (02/28/19)
ASSISTS	20	at USC (12/30/18)
	18	at Hawai'i (01/26/19)
	18	at Loyola Marymount (12/28/18)
	18	SAN DIEGO (11/09/18)
	18	SAN FRANCISCO (11/06/18)
STEALS	15	vs Sacramento State (11/20/18)
	10	at Hawai'i (01/26/19)
	10	at Arkansas (11/12/18)
	10	SAN FRANCISCO (11/06/18)
BLOCKED SHOTS	7	at CSUN (02/23/19)
	7	CSUN (02/13/19)
TURNOVERS	23	WILLIAM JESSUP (12/16/18)
	21	vs Sacramento State (11/20/18)
FOULS	26	at UC Irvine (01/10/19)
	26	at UT Arlington (11/18/18)

UC Davis Team Lows

POINTS	42	SAN FRANCISCO (11/06/18)
	48	UC IRVINE (02/28/19)
	55	vs Sacramento State (11/20/18)
	55	at USC (12/30/18)
	57	SAN DIEGO (11/09/18)
	57	vs A&M-Corpus Christi (11/17/18)
FIELD GOALS MADE	14	SAN FRANCISCO (11/06/18)
	16	UC IRVINE (02/28/19)
FIELD GOAL ATTEMPTS	45	at UT Arlington (11/18/18)
	46	at Cal Poly (02/07/19)
FIELD GOAL PERCENTAGE	.275 (14-51)	SAN FRANCISCO (11/06/18)
	.302 (16-53)	UC IRVINE (02/28/19)
3 PT FIELD GOALS MADE	2	HOLY NAMES (01/05/19)
	3	SAN FRANCISCO (11/06/18)
	3	SAN DIEGO (11/09/18)
	3	UC IRVINE (02/28/19)
3 PT FG ATTEMPTS	9	HOLY NAMES (01/05/19)
	11	at Arizona (12/22/18)
3 PT FG PERCENTAGE	.130 (3-23)	SAN DIEGO (11/09/18)
	.158 (3-19)	SAN FRANCISCO (11/06/18)
FREE THROWS MADE	4	vs Sacramento State (11/20/18)
	4	at Indiana (11/23/18)
FREE THROW ATTEMPTS	4	at Indiana (11/23/18)
	10	vs Sacramento State (11/20/18)
FREE THROW PERCENTAGE	.400 (4-10)	vs Sacramento State (11/20/18)
	.417 (5-12)	NORTHERN ARIZONA (11/29/18)
REBOUNDS	21	UC SANTA BARBARA (01/17/19)
	22	UC IRVINE (02/28/19)
ASSISTS	6	SAN DIEGO (11/09/18)
	6	UC IRVINE (02/28/19)
STEALS	2	at Cal Poly (02/07/19)
	3	at Arkansas (11/12/18)
	3	at Arizona (12/22/18)
	3	at UC Irvine (01/10/19)
	3	LONG BEACH STATE (02/16/19)
BLOCKED SHOTS	0	at Arkansas (11/12/18)
	0	at UT Arlington (11/18/18)
	0	NORTHERN ARIZONA (11/29/18)
	0	at USC (12/30/18)
	0	at Long Beach State (01/12/19)
TURNOVERS	7	HOLY NAMES (01/05/19)
	7	UC IRVINE (02/28/19)
FOULS	11	at Cal Poly (02/07/19)
	13	at USC (12/30/18)

Opponent Team Lows

POINTS	53	at Cal Poly (02/07/19)
	54	vs A&M-Corpus Christi (11/17/18)
	57	NORTHERN ARIZONA (11/29/18)
	57	at UC Santa Barbara (02/09/19)
	58	vs Sacramento State (11/20/18)
FIELD GOALS MADE	18	at UT Arlington (11/18/18)
	18	HOLY NAMES (01/05/19)
FIELD GOAL ATTEMPTS	41	at Long Beach State (01/12/19)
	45	UC IRVINE (02/28/19)
FIELD GOAL PERCENTAGE	.333 (18-54)	HOLY NAMES (01/05/19)
	.356 (21-59)	vs A&M-Corpus Christi (11/17/18)
3 PT FIELD GOALS MADE	3	at UC Santa Barbara (02/09/19)
	4	vs Sacramento State (11/20/18)
	4	WILLIAM JESSUP (12/16/18)
	4	at UC Irvine (01/10/19)
	4	LONG BEACH STATE (02/16/19)
3 PT FG ATTEMPTS	13	at Northern Illinois (12/05/18)
	14	at Loyola Marymount (12/28/18)
	14	LONG BEACH STATE (02/16/19)
3 PT FG PERCENTAGE	.167 (4-24)	at UC Irvine (01/10/19)
	.200 (3-15)	at UC Santa Barbara (02/09/19)
FREE THROWS MADE	4	at Cal Poly (02/07/19)
	5	NORTHERN ARIZONA (11/29/18)
	5	at USC (12/30/18)
FREE THROW ATTEMPTS	5	at Cal Poly (02/07/19)
	10	at USC (12/30/18)
FREE THROW PERCENTAGE	.455 (5-11)	NORTHERN ARIZONA (11/29/18)
	.500 (5-10)	at USC (12/30/18)
	.500 (6-12)	SAN FRANCISCO (11/06/18)
REBOUNDS	26	at Indiana (11/23/18)
	27	at UC Riverside (02/02/19)
ASSISTS	6	vs A&M-Corpus Christi (11/17/18)
	7	at Long Beach State (01/12/19)
STEALS	1	at Northern Illinois (12/05/18)
	1	at Arizona (12/22/18)
BLOCKED SHOTS	0	SAN DIEGO (11/09/18)
	0	WILLIAM JESSUP (12/16/18)
TURNOVERS	8	SAN DIEGO (11/09/18)
	9	at Arizona (12/22/18)
FOULS	9	at Indiana (11/23/18)
	13	NORTHERN ARIZONA (11/29/18)
	13	CSUN (02/13/19)

INDIVIDUAL GAME HIGHS

UC Davis Individual Highs

Points	29	Mooney, Joe at Long Beach State (01/12/19)
	27	Schneider, Siler at Cal State Fullerton (02/21/19)
	25	Shorts II, TJ at Arizona (12/22/18)
	23	Gonzalez, Stefan at CSUN (02/23/19)
	23	Shorts II, TJ at UC Riverside (02/02/19)
	23	Schneider, Siler vs Cal Poly (01/19/19)
Field Goals Made	11	Schneider, Siler at Cal State Fullerton (02/21/19)
	10	Mooney, Joe at Long Beach State (01/12/19)
	10	Shorts II, TJ at Arizona (12/22/18)
Field Goal Att.	22	Shorts II, TJ at UC Irvine (01/10/19)
	16	Schneider, Siler vs Cal Poly (01/19/19)
FG Pct (min 5 made)	1.000 (6-6)	Shorts II, TJ vs Holy Names (01/05/19)
	1.000 (5-5)	Mooney, Joe at UC Riverside (02/02/19)
3-Point FG Made	7	Mooney, Joe at Long Beach State (01/12/19)
	5	Gonzalez, Stefan at CSUN (02/23/19)
	5	Gonzalez, Stefan vs CSUN (02/13/19)
	5	Mooney, Joe vs CSUN (02/13/19)
3-Point FG Att.	11	Mooney, Joe at Northern Illinois (12/05/18)
	10	Mooney, Joe at Long Beach State (01/12/19)
3-Pt FG Pct (min 2 made)	1.000 (3-3)	Mooney, Joe at UC Riverside (02/02/19)
	1.000 (3-3)	Squire, Damion at Arizona (12/22/18)
	1.000 (2-2)	John, AJ vs Long Beach State (02/16/19)
	1.000 (2-2)	Fuller, Caleb at Indiana (11/23/18)
	1.000 (2-2)	Schneider, Siler vs Sacramento State (11/20/18)
Free Throws Made	11	Shorts II, TJ at UC Riverside (02/02/19)
	8	Squire, Damion vs Holy Names (01/05/19)
Free Throw Att.	11	Shorts II, TJ at UC Riverside (02/02/19)
	9	Goode, Garrison vs Long Beach State (02/16/19)
	9	Squire, Damion vs Holy Names (01/05/19)
	9	Shorts II, TJ at Arizona (12/22/18)
	9	Neufeld, Matt vs William Jessup (12/16/18)
FT Pct (min 3 made)	1.000 (11-11)	Shorts II, TJ at UC Riverside (02/02/19)
	1.000 (7-7)	Mooney, Joe vs Cal Poly (01/19/19)
	1.000 (5-5)	Schneider, Siler vs CSUN (02/13/19)
	1.000 (5-5)	Shorts II, TJ at UC Santa Barbara (02/09/19)
	1.000 (4-4)	Mooney, Joe at CSUN (02/23/19)
	1.000 (4-4)	Goode, Garrison at UC Santa Barbara (02/09/19)
	1.000 (4-4)	Mooney, Joe at Cal Poly (02/07/19)
	1.000 (4-4)	Squire, Damion at UC Riverside (02/02/19)
	1.000 (4-4)	Printup, Rogers at UC Riverside (02/02/19)
	1.000 (4-4)	Shorts II, TJ at Indiana (11/23/18)
	1.000 (4-4)	Shorts II, TJ at Arkansas (11/12/18)
	1.000 (4-4)	Mooney, Joe vs San Diego (11/09/18)
	1.000 (4-4)	Goode, Garrison vs San Francisco (11/06/18)
	1.000 (3-3)	Shorts II, TJ at Long Beach State (01/12/19)
	1.000 (3-3)	Neufeld, Matt at USC (12/30/18)
	1.000 (3-3)	Goode, Garrison at Arizona (12/22/18)
Rebounds	10	Shorts II, TJ at UC Irvine (01/10/19)
	9	Gonzalez, Stefan at CSUN (02/23/19)
	9	Mooney, Joe at Cal State Fullerton (02/21/19)
	9	Shorts II, TJ vs CSUN (02/13/19)
	9	Neufeld, Matt vs Cal Poly (01/19/19)
	9	John, AJ vs San Diego (11/09/18)
Assists	11	Shorts II, TJ vs Cal Poly (01/19/19)
	8	Shorts II, TJ at Hawai'i (01/26/19)
Steals	4	Shorts II, TJ at Hawai'i (01/26/19)
	4	Shorts II, TJ vs UC Santa Barbara (01/17/19)
	4	Mooney, Joe vs Sacramento State (11/20/18)
	4	Shorts II, TJ vs Sacramento State (11/20/18)
Blocked Shots	4	Neufeld, Matt at Cal Poly (02/07/19)
	3	Goode, Garrison vs Holy Names (01/05/19)
	3	Neufeld, Matt vs William Jessup (12/16/18)
Turnovers	7	Shorts II, TJ at Indiana (11/23/18)
	7	Shorts II, TJ at Arkansas (11/12/18)
Fouls	5	Schneider, Siler at CSUN (02/23/19)
	5	John, AJ at Long Beach State (01/12/19)
	5	Schneider, Siler at Long Beach State (01/12/19)
	5	Printup, Rogers at Long Beach State (01/12/19)
	5	Goode, Garrison at Long Beach State (01/12/19)
	5	Neufeld, Matt vs Holy Names (01/05/19)
	5	Neufeld, Matt at Loyola Marymount (12/28/18)
	5	Goode, Garrison at Loyola Marymount (12/28/18)
	5	Squire, Damion at Arizona (12/22/18)
	5	Russell, Colin vs William Jessup (12/16/18)
	5	Schneider, Siler vs A&M-Corpus Christi (11/17/18)
	5	John, AJ at Arkansas (11/12/18)
	5	Schneider, Siler at Arkansas (11/12/18)
Minutes	44	Shorts II, TJ at UC Irvine (01/10/19)
	39	Shorts II, TJ at Hawai'i (01/26/19)
	38	Mooney, Joe at UC Santa Barbara (02/09/19)
	38	Shorts II, TJ vs Cal Poly (01/19/19)
	38	Goode, Garrison at USC (12/30/18)
	38	Shorts II, TJ at Northern Illinois (12/05/18)
	38	Goode, Garrison vs A&M-Corpus Christi (11/17/18)

Opponent Individual Highs

Points	35	Diane, Lamine at CSUN (02/23/19)
	32	Booker, Deishuan at Long Beach State (01/12/19)
	31	Juwan Morgan at Indiana (11/23/18)
	28	PINEIRO, Isaiah vs San Diego (11/09/18)
	24	Gomez, Terrell vs CSUN (02/13/19)
Field Goals Made	13	Diane, Lamine at CSUN (02/23/19)
	13	Juwan Morgan at Indiana (11/23/18)
Field Goal Att.	24	Diane, Lamine at CSUN (02/23/19)
	22	Fields, Donovan at Cal Poly (02/07/19)
FG Pct (min 5 made)	1.000 (5-5)	Dean, Jacob vs Holy Names (01/05/19)
	.857 (6-7)	Elston Jones vs UC Irvine (02/28/19)
	.857 (6-7)	Riggins, Mason vs Long Beach State (02/16/19)
	.857 (6-7)	Raimo, Zigmaras at Hawai'i (01/26/19)
	.857 (6-7)	Chase Jeter at Arizona (12/22/18)
3-Point FG Made	6	Gomez, Terrell vs CSUN (02/13/19)
	5	Gomez, Terrell at CSUN (02/23/19)
	5	Davis, Armond vs UC Santa Barbara (01/17/19)
	5	Juwan Morgan at Indiana (11/23/18)
3-Point FG Att.	10	Gomez, Terrell at CSUN (02/23/19)
	9	Max Hazzard at UC Irvine (01/10/19)
3-Pt FG Pct (min 2 made)	1.000 (3-3)	Dean, Jacob vs Holy Names (01/05/19)
	1.000 (2-2)	Ryan Luther at Arizona (12/22/18)
	1.000 (2-2)	Levi Bradley at Northern Illinois (12/05/18)
Free Throws Made	19	Booker, Deishuan at Long Beach State (01/12/19)
	9	Diane, Lamine at CSUN (02/23/19)
	9	BAILEY, Adrio at Arkansas (11/12/18)
Free Throw Att.	20	Booker, Deishuan at Long Beach State (01/12/19)
	18	Diane, Lamine at CSUN (02/23/19)
FT Pct (min 3 made)	1.000 (8-8)	Brian Warren at UT Arlington (11/18/18)
	1.000 (6-6)	MARKUSSON, Mattias at Loyola Marymount (12/28/18)
	1.000 (6-6)	AMAJOIY, Oliver vs William Jessup (12/16/18)
	1.000 (5-5)	DJ Bryant at UT Arlington (11/18/18)
	1.000 (4-4)	Robert Cartwright vs UC Irvine (02/28/19)
	1.000 (4-4)	Evan Leonard vs UC Irvine (02/28/19)
	1.000 (4-4)	Heidegger, Max at UC Santa Barbara (02/09/19)
	1.000 (4-4)	Maxhuni, Edon at Long Beach State (01/12/19)
	1.000 (4-4)	Collin Welp at UC Irvine (01/10/19)
	1.000 (4-4)	Fuller, Rob vs Holy Names (01/05/19)
	1.000 (4-4)	ESPOSITO, Ethan vs Sacramento State (11/20/18)
Rebounds	12	Elston Jones vs UC Irvine (02/28/19)
	12	Riggins, Mason at Long Beach State (01/12/19)
Assists	12	Buggs, Drew at Hawai'i (01/26/19)
	8	Robert Cartwright at UC Irvine (01/10/19)
	8	Rob Phinisee at Indiana (11/23/18)
	8	GRAVES, Marcus vs Sacramento State (11/20/18)
Steals	5	Booker, Deishuan at Long Beach State (01/12/19)
	4	BATEMON, James at Loyola Marymount (12/28/18)
	4	GRAVES, Marcus vs Sacramento State (11/20/18)
Blocked Shots	4	PATTON, Joshua vs Sacramento State (11/20/18)
	4	GAFFORD, Daniel at Arkansas (11/12/18)
Turnovers	9	PHILLIPS, Keith vs William Jessup (12/16/18)
	8	GRAVES, Marcus vs Sacramento State (11/20/18)
Fouls	5	Artest III, Ron at CSUN (02/23/19)
	5	Pearre, Jared at CSUN (02/23/19)
	5	Sow, Amadou at UC Santa Barbara (02/09/19)
	5	Hollingsworth, Hank vs Cal Poly (01/19/19)
	5	Carr, Daxton vs Cal Poly (01/19/19)
	5	Tommy Rutherford at UC Irvine (01/10/19)
	5	John Edgar Jr. at UC Irvine (01/10/19)

THE LAST TIME

A UC Davis player...

40, Corey Hawkins at Hawai'i (1/19/13)
 31, TJ Shorts II at Long Beach State (2/3/18)
 24, Dominic Callori at Sonoma State (12/16/01)*
 18, Chima Moneke vs. Cal Poly (3/9/17)
 11, TJ Shorts II vs. Cal Poly (1/19)
 6, Rogers Printup vs. Holy Names (12/30/17)
 5, Mike Kurtz vs. Seattle (11/27/10)
 21 pts./10 rebs; TJ Shorts II at UC Irvine (1/10)
 10/10/10, TJ Shorts II at Cal Poly (2/15/18)
 11, Siler Schneider at Cal State Fullerton (2/21)
 10, Ryan Sypkens vs. Simpson (1/2/14)
 5, Stefan Gonzalez at CSUN (2/13)
 11, TJ Shorts II at UC Riverside (2/2)

The Aggies...

105, at Long Beach State (W; 2OT; 2/3/18)
 103, vs. Patten (W; 11/18/97)*
 90, vs. Holy Names (W; 12/5)
 84, at UC Riverside (W; 84-71)
 39, at UCLA (L; 12/17/11)
 104, at Long Beach State (2/3/18)
 90-60, vs. Holy Names (1/5)
 89-62, vs. Holy Names (12/30/18)
 76-42 vs. San Francisco (11/6)
 86-58, vs. Weber State (11/24/16)
 53, vs. Portland (11/15/15)
 22, vs. UC Santa Cruz (11/18/09)
 16, at Hawai'i (1/19/13)
 12, vs. Long Beach State (2/16)
 25, at Long Beach State (2/3/18)
 10, vs. Whittier (12/30/09)
 20, vs. Long Beach State (2/16)
 5, at Northern Colorado (11/13/18)
 11, vs. Sacramento State (11/20)
 25, at Cal State Northridge (1/10/08)
 4, vs. Eastern Washington (12/17/12)
 .654 vs. Holy Names (1/5)
 .607 (2nd half, 17-28), vs. Cal Poly (1/19)
 .292, at UC Riverside (1/12/17)
 at CSUN (2/23)
 Stefan Gonzalez (23), Joe Mooney, Matt Neufeld (15), Siler Schneider (13)
 at UC Riverside (2/2)
 Chima Moneke (19), Siler Schneider (17), Arell Hennings (14)
 AJ John (11), Colin Russell (10)
 vs. Long Beach State (2/16)
 Stefan Gonzalez (16), Rogers Printup (14), Garrison Goode (12)
 Joe Mooney (11), AJ John, Siler Schneider (10)

Scored 40-44 points
Scored 35-39 points
Recorded 20-24 rebounds
Recorded 15-19 rebounds
Earned 10-14 assists
Finished with 5 or more steals
Blocked 5 or more shots
Posted a double-double
Posted a triple-double
Made 10 or more FGs
Made 10 or more 3-pt. FGs
Made 5-9 3-pt. FGs
Made 10 or more FTs

Scored 100 or more points
Scored 100 or more points (non-OT Game)
Scored 90-99 points
Scored 80-89 points
Scored less than 40 points
Allowed 100 or more points
Won by 30 or more points
Won by 25-29 points
Lost by 30 or more points
Lost by 25-29 points
Recorded 50 or more rebounds
Recorded 20 or more offensive rebounds
Made 15 or more 3-pt. FGs
Made 10-14 3-pt. FGs
Made 25 or more FTs
Blocked 10 or more shots
Earned 20 or more assists
Earned five or fewer assists
Finished with 10 or more steals
Committed 25 or more turnovers
Committed five or fewer turnovers
Shot .600 or higher from the field
Shot .600 or higher in one half
Shot lower than .300 from the field

Four scorers in double figures

Five scorers in double figures

Six scorers in double figures

An opposing player...

45, Gabe Levin at Long Beach State (2/3/18)
 32, Deishuan Booker at Long Beach State (1/12)
 20, Alan Williams at UC Santa Barbara (2/1/14)
 15, Leland King II. vs. UC Santa Barbara (2/8/18)
 10, Terrell Gomez at CSUN (2/1/18)
 5, Lionheart Leslie vs. Cal State Fullerton (3/10/17)
 9, Jito Kok at San Diego (12/15/15)
 12 pts./12 rebs.; Elston Jones vs. UC Irvine (2/28)
 -
 13, Lamine Diane at CSUN (2/23)
 -
 5, Terrell Gomez at CSUN (2/23)
 19, Deishuan Booker at Long Beach State (1/12)

An opposing team...

104, at Long Beach State (2/3/18)
 100, vs. Kansas (3/7/17)
 90, vs. UC Santa Barbara (2/8/18)
 82, at Long Beach State (1/12)
 38, vs. Cal State Los Angeles (2/6/04)*
 105, at Long Beach State (W; 2OT; 2/3/18)
 79-49, at UC Irvine (3/4/17)
 99-74, at Long Beach State (1/11/14)
 82-52, vs. UC Riverside (1/27/11)
 86-61, at Cal (12/10/16)
 53, at Cal Poly (2/15)
 21, vs. Pacific (12/6/18)
 17, vs. Eastern Washington (12/17/12)
 10, at USC (12/30)
 34, at Long Beach State (2/3/18)
 11, at San Diego (12/15/15)
 20, at Cal (12/10/16)
 4, vs. Cal State Fullerton (1/18/14)
 10, at Hawai'i (1/26)
 27, vs. Whittier (12/30/09)
 5, vs. UC Irvine (3/9/13)
 .620 (31-50), at Cal State Northridge (1/9/14)
 .609 (2nd half, 14-23), at Hawai'i (1/26)
 .279 (19-68), vs. William Jessup (12/9/18)
 at Hawai'i (1/26)
 Sheriff Drammeh (18), Zigmaris Raimo (14), Dawson Carper (13), Drew Buggs (12)
 at Long Beach State (1/12)
 Luke Meikle (21), Victor Joseph (19), Jakub Niziol (15)
 Aleks Abrams (11), Trevor John (10)
 at Saint Mary's (12/4/15)
 Stefan Gonzalez, Jock Landale (16), Joe Rahon (12), Calvin Hermanson (11)
 Kyle Clark, Emmett Naar (10)

NOTE: Division I era information listed above, exceptions are listed with an asterisk

PLAYER INFORMATION - TJ SHORTS II



TJ SHORTS II

Guard
5-9 • 160 • Senior
Tustin, Calif./Saddleback College
Communication

2018-19

ALL-BIG WEST CONFERENCE PRESEASON TEAM

BIG WEST CONFERENCE PLAYER OF THE WEEK (2/10)

- Team captain
- For the second season in a row, TJ Shorts II earned Big West Player of the Week honors after leading his team to a sweep of its Central California games
- His 21 points scored at UC Santa Barbara (2/9) is the fifth 20-point game of the season; hit four free throws in a row, in the final minute of the game, to seal the victory for the Aggies
- Enjoyed another outstanding game at Cal Poly (2/7): Last year, he posted a triple-double vs. the Mustangs, this season he finished with a game-high 18 points, five rebounds and seven of the team's 12 assists
- Led all players with 23 points, including 11 earned at the free throw line, at UC Riverside (2/2)
- Earned Big West Conference Player of the Week (week of Feb. 4) for his effort against the Highlanders
- Shorts II is the only Aggie since Corey Hawkins finished 11-for-11 at UC Irvine, in 2015, to post a perfect percentage with 10 or more free throws made
- Earned eight of the team's 14 assists, and recorded four steals for the third time this season at Hawai'i (1/26)
- Recorded as many assists (11) as the entire Cal Poly team when the Aggies hosted the Mustangs on Jan. 19; this is the second time Shorts II finished with a double-digit assist total, the first took place in his triple-double effort at Cal Poly (2/15/18) when he finished with 10
- Those 11 assists are a Big West program-era record
- Scored 19 points on 8 of 12 shooting, and hit all three shots at the stripe at Long Beach State (1/12)
- Recorded the second double-double of his career, and the Aggies' first of the season, by finishing with 21 points and a career-high 10 rebounds at UC Irvine (1/10)
- Connected on all six of his field goal attempts, and finished with 12 points, five rebounds and three assists vs. Holy Names (1/5)
- Finished with 14 points, four rebounds, four assists and a game-high three steals at USC (12/30)
- In a game nationally televised on the Pac-12 Networks, TJ Shorts II led all players with a season-high 25 points, hit 10 of 15 shots from the floor, a season-high 5 of 9 at the stripe, and blocked a career high two shots at Arizona (12/22)
- Shot 8-for-11 and scored a game-high 17 points vs. William Jessup (12/16)

2018-19 GAME-BY-GAME

Date	Opponent	GS	FG	3FG	FT	Reb	A	TO	Blk	Stl	Pts
11/6	SAN FRANCISCO	*	1	0	0	3	3	6	0	1	2
11/9	SAN DIEGO	*	6	1	4	4	3	2	0	0	17
11/12	at Arkansas ²	*	5	0	4	8	4	7	0	0	14
11/17	vs. Texas A&M-CC ²	*	2	1	5	6	5	2	0	3	10
11/18	at UT Arlington ²	*	4	1	3	5	5	5	2	0	12
11/20	vs. Sacramento State ¹	*	5	0	1	6	3	5	0	4	11
11/23	at Indiana ²	*	6	0	4	2	7	3	1	1	16
11/29	NORTHERN ARIZONA	*	8	4	1	6	7	3	0	0	21
12/5	at Northern Illinois	*	6	2	4	5	2	2	0	3	18
12/16	WILLIAM JESSUP	*	8	0	1	4	3	2	0	1	17
12/22	at Arizona	*	10	0	5	7	2	1	0	2	25
12/28	at Loyola Marymount	*	3	0	0	4	2	4	0	0	9
12/30	at USC	*	5	0	4	4	4	0	3	1	14
1/5	HOLY NAMES	*	6	0	1	5	3	0	1	1	13
1/10	at UC Irvine*	*	9	0	3	10	2	3	1	0	21
1/12	at Long Beach State*	*	8	0	3	3	5	0	3	0	19
1/17	UC SANTA BARBARA*	*	5	0	1	5	2	3	0	4	11
1/19	CAL POLY*	*	4	0	0	7	11	4	0	0	8
1/26	at Hawai'i*	*	3	0	5	3	8	1	0	4	11
2/2	at UC Riverside*	*	6	0	11	4	1	2	0	2	23
2/7	at Cal Poly*	*	7	1	3	5	7	4	1	1	18
2/9	at UC Santa Barbara*	*	8	0	5	2	3	3	0	3	21
2/13	CSUN*	*	3	0	2	9	6	2	1	1	8
2/16	LONG BEACH STATE*	*	1	0	0	3	3	1	0	0	2
2/21	at Cal State Fullerton*										
2/23	at CSUN*										
2/28	UC IRVINE*	*	3	0	3	1	2	0	0	0	9
3/2	CAL STATE FULLERTON*										
3/7	HAWAI'I*										
3/9	UC RIVERSIDE*										

* - Big West Conference Game

1 - Neutral game at the Golden 1 Center (Sacramento, Calif.)

2 - Hardwood Showcase (Fayetteville, Ark; Arlington, Texas; Bloomington, Ind.)

SEASON HIGHS

Points.....	25, at Arizona (12/22)
Rebounds.....	10, at UC Irvine (1/10)
Assists.....	11, vs. Cal Poly (1/19)
Field Goals.....	10, at Arizona (12/22)
Three-Pointers.....	4, vs. Northern Arizona (11/29)
Free Throws.....	11, at UC Riverside (2/2)
Blocks.....	2, at Arizona (12/22)
Steals.....	4 (3x), last at Hawai'i (1/26)

CAREER HIGHS

Points.....	31, at Long Beach State (2/3/18)
Rebounds.....	10 (2x), last at UC Irvine (1/10)
Assists.....	11, vs. Cal Poly (1/19)
Field Goals.....	12, at Long Beach State (2/3/18)
Three-Pointers.....	4, vs. Northern Arizona (11/29)
Free Throws.....	13, vs. Lamar (12/22/17)
Blocks.....	2, at Arizona (12/22)
Steals.....	5, at Washington State (12/2/17)



Scan to view TJ Shorts II's full bio
at UCDavisAggies.com

Shorts II's Career Stats

Season	gp-gs		min/avg		Total fg-fga		pct		3-Point fg-fga		pct	F-Throws ft-fa		pct	Rebounds				Scoring			
	gp	gs	min	avg	fg	fga	pct		fg	fga	pct	ft	f	pct	off	def	tot	avg	pts	avg		
2017-18	33	33	1043	31.6	161	309	.521		10	29	.345	158	212	.745	12	111	123	3.7	69	0	146	81
2018-19	25	22	810	32.4	132	269	.491		10	35	.286	76	105	.724	17	104	121	4.8	64	0	103	76
TOTAL	58	55	1853	31.9	293	578	.507		20	64	.313	234	317	.738	29	215	244	4.2	133	0	249	157

TJ SHORTS II - CONTINUED

- Led all players with 18 points and six baskets, and finished with a team-high five rebounds at Northern Illinois (12/5)
- Set a new career high by finishing with four threes vs. Northern Arizona (11/29)
- Also led all players with 21 points, on 8 of 13 shooting, a team-high six rebounds and a game-high seven assists (second time in as many games) vs. NAU
- Hit 6 of 11 shots from the field, connected on all four of his free throws, collected a season-high seven of the Aggies' 11 assists and tied a career high by blocking one shot at Indiana (11/23)
- Responsible for four of the team's 11 steals vs. Sacramento State (11/20); also finished with 11 points and a team-high six rebounds
- Led all Aggies with 14 points, eight rebounds, and four assists at Arkansas (11/12)
- One of the Aggies' five-member senior class

2017-18**BIG WEST PLAYER OF THE YEAR****BIG WEST NEWCOMER OF THE YEAR****ALL-BIG WEST CONFERENCE FIRST TEAM****BIG WEST CONFERENCE PLAYER OF THE WEEK (3/5,2/19)**

- Scored nine of his team-high 15 points in the second half, finished with a team-high five rebounds and game-high seven assists vs. UC Riverside, a team that posted 11 assists as a team
- The first Big West player in conference history named Player of the Year and Newcomer of the Year
- Also earned All-Big West First Team accolades
- Made it impossible for coaches to select someone else for those awards after finishing with a team-high 21 points, seven rebounds, five assists and three steals in front of a hometown crowd to help UC Davis win a regular season conference title at UC Irvine (3/3)
- His steal, and subsequent free throws in the final minute of overtime, helped the Aggies tie the score at 79 and force double OT
- Notched his fourth 20-point game in the last six played by hitting 6 of 10 from the floor, and all eight at the line vs. Hawai'i (3/8)
- Led all Aggies with four assists, two steals and 16 points, but it was his final basket, a layup scored with 0.9 seconds remaining in regulation, that ended up being the game-winner vs. UC Riverside (2/24)
- That shot was Shorts II's second game winner of the month, and followed a three from UC Riverside's Menno Dijkstra which gave the Highlanders their only lead of the second half
- All three of his shooting percentages increased from the start vs. the end of February: from .532 FG/.375 3FG/.720 FT to .550 FG/.381 3FG/.740 FT
- In the seven games played throughout February, Shorts II averaged 19.6 ppg, 5.6 rpg, shot .588 overall, .400 from three and .788 at the free throw line
- Over the seven games played that month, his 41 assists were more than half of his total (80) collected throughout the team's first 21 games
- Earned Big West Conference and College Sports Madness Player of the Week awards when each announced their selections for the week ending on Feb. 18
- Ten of his 20 points scored at UC Santa Barbara (2/17) took place during the team's game-changing 23-6 run late in the second half
- Connected on 9 of 10 shots from the floor, and his only attempt from three vs. the Gauchos to help the Aggies snap UCSB's 11-game home and eight-game overall win streaks
- Earned his first triple-double by finishing with 10 points and a career-high 10 rebounds at Cal Poly (2/15); also recorded a career-high 10 assists out of the 20 earned by the Aggies that night during his 50 minutes on the court
- That was the Aggies' second triple-double posted in the program's Big West era, Mark Payne recorded the first on March 1, 2008, vs. Sacramento State (19/10/10)
- Posted three straight 20-point games for the first time this season when he finished with a team-high 21 vs. Cal State Fullerton (2/10)
- By scoring 28 points, Shorts II two highest single-game points totals took

- place in the Aggies' last two games: at Long Beach State (31 points, 2/3) and vs. UC Santa Barbara (28 points, 2/8)
- Responsible for a combined 59 of the team's 186 points (32 pct.) scored in the last two games
- Matched a career high by finishing with seven rebounds, and set a new one with eight assists against the Gauchos
- Hit the game-winning shot, a running three, with two seconds left in double overtime to lift the Aggies to a 105-104 victory at Long Beach State
- Recorded a career-high 31 points, on 12 field goals and six free throws, and posted the first 30-point game of the season for the Aggies in that game
- All five of his made free throws took place in the second half, including key shots hit in the final minutes to help the Aggies preserve their lead at CSUN (2/1); also recorded four rebounds, four assists and three steals that night
- Led all Aggies with 16 points vs. CSUN (1/25)
- Notched his fourth 20-point game of the season, and scored 16 of his team-high 21 points in the second half, hit all seven free throw attempts, collected five rebounds and finished with a team-high five or more assists for the seventh time this season when the Aggies visited Hawai'i (1/20)
- Posted his fourth double-figure point total in a row (in as many league games), by finishing with 15, in addition to matching a career high by collecting seven assists vs. Long Beach State (1/17)
- Competing for the first time as an Aggie in front of a local crowd — numerous family members, friends and supporters made the drive from Tustin to Fullerton — he finished with 13 points and a game-high four assists against the Titans (1/13)
- His three, scored with 1:22 remaining, sealed the victory for UC Davis at UC Riverside (1/11); also recorded five or more assists for the fifth time this year
- Led all players with 22 points, on 8 of 9 shooting, hit both shots from three and 4 of 7 at the line vs. UC Irvine (1/4)
- Posted 16 points on eight free throws and four field goals, in addition to tying a career high with five steals, and finishing with four assists vs. Radford (12/23)
- Scored a career-high 25 points, and canned all 13 attempts from the line, vs. Lamar (12/22)
- Shorts' 13 made free throws is the second-highest individual total since the Aggies joined the Big West in 2007
- Of the 70 Aggies who posted a perfect shooting percentage at the stripe (min. six made, through 12/22/17), his FTM total is the second-highest recorded in a single game
- A season-high eight of his 14 points were scored at the free throw line vs. Pacific (12/6); he also finished with four assists and two steals, both team highs
- Finished with career highs of 20 points, eight field goals, five rebounds and five steals; also notched five assists at Washington State (12/2)
- Notched a season-high seven assists and eight points throughout his 29 minutes on the floor during the Aggies' Golden 1 Center game vs. Sacramento State (11/21)
- Scored 15 or more points for the second time in three games by finishing with 17, in addition to his game-high five assists at Utah Valley (11/18)
- Four of his eight points were recorded at the line, at Pacific (11/15)
- Scored 13 points, recorded four assists, three steals, and one rebound in his UC Davis debut at Northern Colorado (11/13)
- One of UC Davis' eight newcomers

Final Stats: 33-33 G-GS, 31.6 mpg, .521 FG%, .345 3FG%, .745 FT%, 3.7 rpg, 14.8 ppg

SADDLEBACK COLLEGE (2015-17)

- Averaged a team-high 12.3 points, 3.9 rebounds, 3.5 assists, and 1.5 steals per game for a team that advanced to the CCAA State Championship
- Led by his season-high 21 points in that championship victory, he started all 33 games and scored double figures in 25 of them
- Shot .492 overall, .800 at the line, and .543 from three, earning him Orange Empire Conference's Most Valuable Player and All-State first team accolades

TJ SHORTS II - CONTINUED


TUSTIN HS '15

- Led the Tillers to three consecutive Empire League championships and semifinal runs at sectionals in two of his last three seasons
- Averaged 17 points and 3.5 rebounds per game his senior year, picking up Most Valuable Player, All-CIF Southern Section second team and All-League first team nods
- Named Tustin High Varsity Offensive Player of the Year in his final two seasons
- Received the school's Scholar-Athlete Award all four years
- Regularly named to the Principal's and Superintendent's Honor Rolls

PERSONAL

- Born in Irvine, Calif.
- Parents are Darlene and Timothy Shorts
- Has one sister, Kawona
- Enjoys surfing, something most people don't know about him
- Favorite movie is Pursuit of Happyness
- Sports hero is Chris Paul
- Skydiving and traveling outside of the country are priorities on his bucket list
- Chose UC Davis because it felt like the best fit, and for the outstanding opportunity it provided

PLAYER INFORMATION - DAMION SQUIRE



DAMION SQUIRE

Guard
6-0 • 175 • Freshman
Montreal, Quebec/Wasatch Academy '18
Undeclared

2018-19

- Grabbed a career-high four rebounds at CSUN (2/23), tying a mark originally set at home against CSUN the previous week
- Set new career highs by finishing with four rebounds and two steals vs. CSUN (2/13); he also scored five points and posted two assists that night
- As was the case with his teammate Joe Mooney, Squire posted a perfect shooting stat line at UC Riverside: 2-for-2 overall, 1-for-1 from three and 4-for-4 at the free throw line to finish with nine points
- Scored eight of his 12 points at the free throw line, both career highs, vs. Holy Names (1/5)
- Earned six of the Aggies' 11 assists, one shy of matching a career high, at LMU (12/28)
- Connected on all three of his three-point attempts at Arizona (12/22) to finish with a season-high nine points
- Scored seven points and finished with a game-high seven assists vs. William Jessup (12/16)
- Set new career highs by nailing three three-pointers, and finishing with nine points at Northern Illinois (12/5)
- Scored three points and finished with two steals and one assist in his Aggie debut vs. San Francisco (11/9)
- One of UC Davis' four newcomers

WASATCH ACADEMY (UTAH) '18

- Played point guard all four years
- His team earned a first-place finish at sectionals in 2014

PERSONAL

- Born and raised in Montreal, Quebec
- One of Suzanne Corriveau and Richard Squire's four children
- Tania and Nadira are his sisters, Devon is his brother
- Chose UC Davis because it was the best academic and athletic fit for him
- He also felt that UC Davis would help him excel both on and off the court

2018-19 GAME-BY-GAME

Date	Opponent	GS	FG	3FG	FT	Reb	A	TO	Blk	Stl	Pts
11/6	SAN FRANCISCO		1	0	1	0	1	2	0	2	3
11/9	SAN DIEGO		0	0	1	1	0	0	0	0	1
11/12	at Arkansas ²		0	0	0	0	0	3	0	0	0
11/17	vs. Texas A&M-CC ²		0	0	0	3	0	3	0	0	0
11/18	at UT Arlington ²		Did not play								
11/20	vs. Sacramento State ¹		0	0	0	1	0	1	0	0	0
11/23	at Indiana ²		0	0	0	0	0	1	0	0	0
11/29	NORTHERN ARIZONA		1	1	0	2	1	2	0	0	3
12/5	at Northern Illinois		3	3	0	0	1	0	0	0	9
12/16	WILLIAM JESSUP	*	2	1	2	3	7	2	0	0	7
12/22	at Arizona	*	3	3	0	0	1	1	0	0	9
12/28	at Loyola Marymount	*	1	1	0	1	6	1	0	0	3
12/30	at USC	*	0	0	0	0	0	0	0	0	0
1/5	HOLY NAMES	*	2	0	8	1	3	1	0	0	12
1/10	at UC Irvine*	*	0	0	0	2	2	2	0	0	0
1/12	at Long Beach State*	*	0	0	1	1	0	2	0	0	1
1/17	UC SANTA BARBARA*	*	0	0	0	0	0	0	0	0	0
1/19	CAL POLY*		Did not play								
1/26	at Hawai'i*		0	0	2	1	0	0	0	0	2
2/2	at UC Riverside*	*	2	1	4	2	2	0	0	1	9
2/7	at Cal Poly*	*	1	0	0	2	0	1	0	0	2
2/9	at UC Santa Barbara*	*	0	0	0	1	0	0	0	0	0
2/13	CSUN*		1	1	2	4	2	1	0	2	5
2/16	LONG BEACH STATE*		0	0	0	0	2	0	0	0	0
2/21	at Cal State Fullerton*		1	0	0	1	1	1	0	0	2
2/23	at CSUN*		0	0	2	4	5	2	0	0	2
2/28	UC IRVINE*		2	1	1	1	0	0	0	0	6
3/2	CAL STATE FULLERTON*										
3/7	HAWAII*										
3/9	UC RIVERSIDE*										

* - Big West Conference Game

1 - Neutral game at the Golden 1 Center (Sacramento, Calif.)

2 - Hardwood Showcase (Fayetteville, Ark; Arlington, Texas; Bloomington, Ind.)

SEASON HIGHS

Points.....	12, vs. Holy Names (1/5)
Rebounds	4 (2x), last at CSUN (2/23)
Assists.....	7, vs. William Jessup (12/16)
Field Goals.....	3 (2x), last at Arizona (12/22)
Three-Pointers.....	3 (2x), last at Arizona (12/22)
Free Throws.....	8, vs. Holy Names (1/5)
Blocks.....	N/A
Steals.....	2 (2x), last vs. CSUN (2/13)

CAREER HIGHS

Points.....	12, vs. Holy Names (1/5)
Rebounds	4 (2x), last at CSUN (2/23)
Assists.....	7, vs. William Jessup (12/16)
Field Goals.....	3 (2x), last at Arizona (12/22)
Three-Pointers.....	3 (2x), last at Arizona (12/22)
Free Throws.....	8, vs. Holy Names (1/5)
Blocks.....	N/A
Steals.....	2 (2x), last vs. CSUN (2/13)



Scan to view Damion Squire's
full bio at UCDavisAggies.com

Squire's Career Stats

			Total		3-Point		F-Throws		Rebounds										Scoring	
Season	gp-gs	min/avg	fg-fga	pct	fg-fga	pct	ft-fta	pct	off	def	tot	avg	pf	fo	ast	to	blk	stl	pts	avg
2018-19	25-12	332/13.3	20-60	.333	12-31	.387	24-28	.857	3	28	31	1.2	29	1	34	26	0	5	76	3.0
TOTAL	25-12	332/13.3	20-60	.333	12-31	.387	24-28	.857	3	28	31	1.2	29	1	34	26	0	5	76	3.0

PLAYER INFORMATION - STEFAN GONZALEZ



2

STEFAN GONZALEZ

Guard
6-2 • 195 • Junior
Pocatello, Idaho/Saint Mary's Communication
"STEPH-awn"

- 2018-19**
- Set new career-high marks by finishing with 23 points, nine rebounds, eight field goals and five threes at CSUN (2/23)
 - Scored double figures for the third game in a row when he finished with 10 at Cal State Fullerton (2/21)
 - After setting a new season/career high in scoring against CSUN, Gonzalez posted a new career best when he finished with a game-high 16 points, on a season-high six field goals and four threes, vs. Long Beach State (2/16)
 - Scored 15 points on 5 of 9 shooting, all from three, and collected eight rebounds, all career-high marks, vs. CSUN (2/13)
 - Led all Aggies with five rebounds, in addition to scoring six points, at UC Santa Barbara (2/9)
 - Set new career highs by finishing with 14 points, on five baskets (including four from three), and led all players with six rebounds at UC Riverside (2/2)
 - Scored eight points, on 3 of 5 shooting overall and 2 of 4 from three, and recorded two rebounds throughout his 20 minutes played vs. Cal Poly (1/19)
 - Ended with eight points, on a career-high four field goals, and six rebounds vs. Holy Names (1/5)
 - Finished with six points and five rebounds at USC (12/30)
 - Scored four points, earned two assists and two rebounds at Loyola Marymount (12/28)
 - All three of his baskets were from three vs. Sacramento State (11/20)
 - Led his team with eight points and eight rebounds in his inaugural game as an Aggie, when his team hosted San Francisco (11/6) in its season opener
 - Will make his UC Davis debut this season

- 2017-18**
- One of UC Davis' eight newcomers
 - Will redshirt the 2017-18 season due to NCAA transfer rules

- SAINT MARY'S (2015-17)**
- Competed in 16 games throughout his sophomore season
 - Named to West Coast Conference Commissioner's Honor Roll with Bronze Honors
 - Appeared in all 34 games as freshman
 - Led all WCC players in 3-point percentage at .526 (40-76) and shot .517 from the field, good for third on the team that year

2018-19 GAME-BY-GAME													
Date	Opponent	GS	FG	3FG	FT	Reb	A	TO	Blk	Stl	Pts		
11/6	SAN FRANCISCO		3	2	0	8	0	0	0	0	8		
11/9	SAN DIEGO	*	3	1	0	4	0	2	0	1	7		
11/12	at Arkansas ²		2	2	3	6	1	3	0	0	9		
11/17	vs. Texas A&M-CC ²		0	0	2	3	0	0	0	1	2		
11/18	at UT Arlington ²		2	1	2	3	1	3	0	0	7		
11/20	vs. Sacramento State ¹		3	3	0	4	1	2	0	0	9		
11/23	at Indiana ²		3	1	0	2	1	2	1	0	7		
11/29	NORTHERN ARIZONA		0	0	0	1	2	1	0	1	0		
12/5	at Northern Illinois		Did not play										
12/16	WILLIAM JESSUP		Did not play										
12/22	at Arizona		Did not play										
12/28	at Loyola Marymount		1	1	1	2	2	1	0	0	4		
12/30	at USC		2	2	0	5	0	1	0	0	6		
1/5	HOLY NAMES		4	0	0	6	0	0	0	1	8		
1/10	at UC Irvine*		Did not play										
1/12	at Long Beach State*		0	0	0	0	0	0	0	0	0		
1/17	UC SANTA BARBARA*		0	0	0	1	0	0	0	0	0		
1/19	CAL POLY*		3	2	0	2	1	0	0	0	8		
1/26	at Hawai'i*		1	1	0	3	0	1	0	1	3		
2/2	at UC Riverside*	*	5	4	0	6	2	2	0	0	14		
2/7	at Cal Poly*	*	0	0	2	3	1	0	0	0	2		
2/9	at UC Santa Barbara*	*	2	1	1	5	2	1	0	0	6		
2/13	CSUN*	*	5	5	0	8	2	1	0	0	15		
2/16	LONG BEACH STATE*	*	6	4	0	1	1	0	0	0	16		
2/21	at Cal State Fullerton*	*	4	2	0	4	4	0	0	0	10		
2/23	at CSUN*	*	8	5	2	9	2	2	0	0	23		
2/28	UC IRVINE*	*	3	2	0	0	0	0	0	0	8		
3/2	CAL STATE FULLERTON*												
3/7	HAWAI'I*												
3/9	UC RIVERSIDE*												

* - Big West Conference Game
1 - Neutral game at the Golden 1 Center (Sacramento, Calif.)
2 - Hardwood Showcase (Fayetteville, Ark; Arlington, Texas; Bloomington, Ind.)

SEASON HIGHS	
Points.....	23, at CSUN (2/23)
Rebounds.....	9, at CSUN (2/23)
Assists.....	2 (3x), last at UC Riverside (2/2)
Field Goals.....	8, at CSUN (2/23)
Three-Pointers.....	5 (2x), last at CSUN (2/23)
Free Throws.....	3, at Arkansas (11/12)
Blocks.....	N/A
Steals.....	1 (6x), last at Hawai'i (1/26)
CAREER HIGHS (UC Davis)	
Points.....	23, at CSUN (2/23)
Rebounds.....	9, at CSUN (2/23)
Assists.....	2 (3x), last at UC Riverside (2/2)
Field Goals.....	8, at CSUN (2/23)
Three-Pointers.....	5 (2x), last at CSUN (2/23)
Free Throws.....	3, at Arkansas (11/12)
Blocks.....	N/A
Steals.....	1 (6x), last at Hawai'i (1/26)



Scan to view Stefan Gonzalez's full bio at UCDavisAggies.com

Gonzalez' Career Stats (*-stats from previous school)

Season	gp-gs min/avg		Total		3-Point		F-Throws		Rebounds										Scoring	
			fg-fga	pct	fg-fga	pct	ft-fga	pct	off	def	tot	avg	pf	fo	ast	to	blk	stl	pts	avg
2015-16*	35-0	350/10.0	45-87	.517	40-76	.526	10-15	.667	4	54	58	1.7	25	0	14	11	0	8	140	4.0
2016-17*	28-0	174/6.2	27-58	.466	18-45	.400	5-9	.556	1	19	20	0.7	14	0	11	10	0	1	77	2.8
2018-19	23-6	529/23.0	60-147	.408	39-103	.379	13-15	.867	7	79	86	3.7	22	0	23	22	0	6	172	7.5
TOTAL	23-6	529/23.0	60-147	.408	39-103	.379	13-15	.867	7	79	86	3.7	22	0	23	22	0	6	172	7.5
All*	86-6	1053/12.2	132-292	.452	97-224	.433	28-39	.718	12	152	164	1.9	61	0	48	43	0	15	389	4.5

STEFAN GONZALEZ - CONTINUED

HIGHLAND HS '15

- Four-year varsity starter and a 2015 McDonald's All-American Game nominee
- Idaho Gatorade Player of the Year as a senior
- Scored 1,431 points throughout his high school career
- Averaged 20 points and 6.4 rebounds per game as a senior
- Led team to a 23-4 record and a berth in the Class 5A state final
- Scored 31 points in that game vs. Post Falls
- Named tournament MVP
- Led team to four consecutive district championships
- First team All-Idaho selection as a junior
- Averaged 19.8 points, 7.0 rebounds and 4.0 assists per game as a junior
- Led team to a 21-5 overall record, a district title and consolation championship at the state tournament that season

PERSONAL

- Parents are David and Angela Gonzalez
- Mother was a standout basketball student-athlete at Kansas and played professionally in Germany
- Member of the National Honor Society and the Fellowship of Christian Athletes
- Volunteered in high school with Hands 4 Uganda, Habitat for Humanity and the U.S. Marine Corps Toys for Tots Foundation

PLAYER INFORMATION - GIO NELSON



3

GIO NELSON

Guard
6-4 • 186 • Redshirt Freshman
Corona, Calif./Centennial HS '17
Philosophy

- 2018-19**
- Hit a three and collected one rebound at Loyola Marymount (12/28)
 - Finished with three points by canning a shot from distance vs. William Jessup (12/16)
 - Scored two points on a field goal in his UC Davis debut vs. San Francisco (11/6)
 - Will make his UC Davis debut this season

- 2017-18**
- One of UC Davis' eight newcomers

- CENTENNIAL HS '17**
- Led Corona Centennial to first-place finishes during his junior and senior seasons
 - His team advanced to the semifinal (twice) and quarterfinal rounds at the state playoffs in his last three years at CHS
 - Named Inland Empire all-star and earned all-league first team accolades as a senior
 - Averaged 16.7 points, 6.2 rebounds and 3.0 steals per game in his final season
 - Shot 56 pct. from the field and 38 pct. from three
 - Shot 54 pct. overall and 51 pct. from distance in his junior year
 - Also earned academic all-league and honor roll distinction.

- PERSONAL**
- Parents are Patrice and Samuel Nelson
 - Gio is the oldest of their two children
 - Played for Gamepoint Basketball (San Diego) in 2016
 - Earned all-tournament honors at the Damien Classic and Inland Empire Classic
 - Also named Creme of the County All-Star and California 2016 Summer Most Improved
 - Not many people know that he plays the saxophone
 - Hitting nine three-pointers in a game is his career sports highlight
 - Is a huge Star Wars fan.

2018-19 GAME-BY-GAME													
Date	Opponent	GS	FG	3FG	FT	Reb	A	TO	Blk	Stl	Pts		
11/6	SAN FRANCISCO		1	0	0	1	0	0	0	0	2		
11/9	SAN DIEGO		0	0	0	0	0	0	0	0	0		
11/12	at Arkansas ²											Did not play	
11/17	vs. Texas A&M-CC ²											Did not play	
11/18	at UT Arlington ²											Did not play	
11/20	vs. Sacramento State ¹											Did not play	
11/23	at Indiana ²											Did not play	
11/29	NORTHERN ARIZONA											Did not play	
12/5	at Northern Illinois											Did not play	
12/16	WILLIAM JESSUP		1	1	0	2	1	1	0	0	3		
12/22	at Arizona											Did not play	
12/28	at Loyola Marymount		1	1	0	1	0	1	0	1	3		
12/30	at USC											Did not play	
1/5	HOLY NAMES		0	0	0	0	0	0	0	0	0		
1/10	at UC Irvine*											Did not play	
1/12	at Long Beach State*											Did not play	
1/17	UC SANTA BARBARA*		0	0	0	0	0	0	0	0	0		
1/19	CAL POLY*											Did not play	
1/26	at Hawai'i*											Did not play	
2/2	at UC Riverside*											Did not play	
2/7	at Cal Poly*											Did not play	
2/9	at UC Santa Barbara*											Did not play	
2/13	CSUN*											Did not play	
2/16	LONG BEACH STATE*											Did not play	
2/21	at Cal State Fullerton*											Did not play	
2/23	at CSUN											Did not play	
2/28	UC IRVINE*											Did not play	
3/2	CAL STATE FULLERTON*												
3/7	HAWAI'I*												
3/9	UC RIVERSIDE*												

* - Big West Conference Game
1 - Neutral game at the Golden 1 Center (Sacramento, Calif.)
2 - Hardwood Showcase (Fayetteville, Ark; Arlington, Texas; Bloomington, Ind.)

SEASON HIGHS

Points.....	3 (2x), last at Loyola Marymount (12/28)
Rebounds	2, vs. William Jessup (12/16)
Assists.....	1, vs. William Jessup (12/16)
Field Goals.....	1 (3x), last at Loyola Marymount (12/28)
Three-Pointers.....	1 (2x), last at Loyola Marymount (12/28)
Free Throws.....	N/A
Blocks.....	N/A
Steals.....	1, at Loyola Marymount (12/28)

CAREER HIGHS

Points.....	3 (2x), last at Loyola Marymount (12/28)
Rebounds	2, vs. William Jessup (12/16)
Assists.....	1, vs. William Jessup (12/16)
Field Goals.....	1 (3x), last at Loyola Marymount (12/28)
Three-Pointers.....	1 (2x), last at Loyola Marymount (12/28)
Free Throws.....	N/A
Blocks.....	N/A
Steals.....	1, at Loyola Marymount (12/28)




Scan to view Gio Nelson's
full bio at [UCDavisAggies.com](https://ucdavisaggies.com)

Nelson's Career Stats

			Total		3-Point		F-Throws		Rebounds											Scoring	
Season	gp-gs	min/avg	fg-fga	pct	fg-fga	pct	ft-fa	pct	off	def	tot	avg	pf	fo	ast	to	blk	stl	pts	avg	
2018-19	6-0	33/5.5	3-10	.300	2-8	.250	0-0	.000	1	3	4	0.7	3	0	1	2	0	1	8	1.3	
TOTAL	6-0	33/5.5	3-10	.300	2-8	.250	0-0	.000	1	3	4	0.7	3	0	1	2	0	1	8	1.3	

PLAYER INFORMATION - SILER SCHNEIDER



SILER SCHNEIDER

Guard
6-3 • 183 • Senior
Lansing, Kan./Lansing HS '14
Communication

"SIGH-lur"

2018-19

- Team captain
- By scoring 13 points at CSUN (2/23), Schneider is averaging 16.7 ppg throughout the Aggies' last three contests (vs. Long Beach State, at Cal State Fullerton, at CSUN)
- Scored a season- and team-high 27 points, on a career-high 11 field goals, and grabbed six rebounds at Cal State Fullerton (2/21)
- Sparked the Aggies' second-half comeback by scoring 10 points, grabbing a season-high seven rebounds and finishing with a team-high six assists (half of the 49ers' total) when UC Davis hosted Long Beach State (2/16)
- UC Davis' game at UC Santa Barbara (2/9) Schneider's climb into the program's top 10 in career points scored; he now has 1,341 points to his credit, which ranks him 10th all-time and fourth in the program's Division I era
- Posted the eighth 20-point game of his career when he finished with a team-high 23 vs. Cal Poly (1/19)
- Those 23 points, and three three-pointers, are new season highs
- Hit 8 of 10 shots from the floor, to post the second-highest single-game field goal percentage of his career — second to his 6-for-6 effort vs. Pacific last season — and finished with a game-high 18 points vs. Holy Names (1/5)
- Scored 13 points on 6 of 11 shooting at USC (12/30)
- Led all Aggies with a season-high 19 points, and hit 7 of 8 shots at the free throw line, at LMU (12/28)
- Scored 13 points and led all players at Arizona (12/22) with five assists
- Finished with a career-high seven assists at Northern Illinois, more than half of the Huskies' total
- By posting 12 points vs. Northern Arizona (11/29), he recorded a double-figure points total for the fifth straight game
- Finished in double figures for the third straight game by scoring 15, for the second time in as many games, vs. Sacramento State (11/20)
- Scored 15 points on a season-high six field goals at UT Arlington (11/18)
- Finished with eight points and a team-high four assists at Arkansas (11/12)
- One of the team's five-member senior class

2017-18

ALL-BIG WEST CONFERENCE SECOND TEAM

COLLEGE SPORTS MADNESS PRESEASON ALL-BIG WEST FIRST TEAM

- Team captain
- Earned All-Big West accolades for the second year in a row when he was added to the league's Second Team

Schneider's Career Stats

			Total		3-Point		F-Throws		Rebounds										Scoring	
Season	gp-gs	min/avg	fg-fga	pct	fg-fga	pct	ft-fa	pct	off	def	tot	avg	pf	fo	ast	to	blk	stl	pts	avg
2015-16	30-20	892/29.7	106-267	.397	37-97	.381	41-62	.661	11	82	93	3.1	98	6	70	85	2	24	290	9.7
2016-17	36-2	836/23.2	125-314	.398	47-138	.341	74-104	.712	20	97	117	3.3	83	3	72	84	2	18	371	10.3
2017-18	33-33	995/30.2	176-397	.443	36-112	.321	70-98	.714	16	86	102	3.1	85	1	71	82	8	37	458	13.9
2018-19	27-22	716/26.5	108-266	.406	26-88	.295	44-60	.733	10	58	68	2.5	70	4	54	71	3	24	286	10.6
TOTAL	126-77	3439/27.3	515-1244	.414	146-435	.336	229-324	.707	57	323	380	3.0	336	14	267	322	15	103	1405	11.2

2018-19 GAME-BY-GAME

Date	Opponent	GS	FG	3FG	FT	Reb	A	TO	Blk	Stl	Pts
11/6	SAN FRANCISCO	*	2	0	2	2	3	2	0	1	6
11/9	SAN DIEGO	*	1	0	0	1	3	2	0	2	2
11/12	at Arkansas ²	*	3	2	0	2	4	5	0	1	8
11/17	vs. Texas A&M-CC ²	*	5	2	1	7	0	4	0	1	13
11/18	at UT Arlington ²	*	6	1	2	3	1	4	0	0	15
11/20	vs. Sacramento State ¹	*	6	2	1	2	2	4	1	2	15
11/23	at Indiana ²	*	5	2	0	1	1	1	2	0	12
11/29	NORTHERN ARIZONA	*	6	0	0	3	1	2	0	1	12
12/5	at Northern Illinois	*	1	1	0	3	7	3	0	0	3
12/16	WILLIAM JESSUP	*	1	0	2	2	0	2	0	0	4
12/22	at Arizona	*	6	1	0	2	5	1	0	0	13
12/28	at Loyola Marymount	*	5	2	7	2	0	2	0	2	19
12/30	at USC	*	6	1	0	2	0	4	0	0	13
1/5	HOLY NAMES	*	8	1	1	2	1	0	0	1	18
1/10	at UC Irvine*	*	3	2	0	3	2	3	0	0	8
1/12	at Long Beach State*	*	3	3	1	3	0	5	0	0	10
1/17	UC SANTA BARBARA*	*	5	0	1	0	1	1	0	0	11
1/19	CAL POLY*	*	7	3	6	4	4	3	0	1	23
1/26	at Hawai'i*	*	1	0	0	2	3	3	0	0	2
2/2	at UC Riverside*	*	1	0	0	1	0	1	0	1	2
2/7	at Cal Poly*	*	4	0	1	4	2	3	2	0	9
2/9	at UC Santa Barbara*	*	2	0	0	2	1	2	0	1	4
2/13	CSUN*	*	1	0	5	0	3	1	0	2	7
2/16	LONG BEACH STATE*	*	4	1	1	7	6	3	0	2	10
2/21	at Cal State Fullerton*	*	11	1	4	6	2	1	0	2	27
2/23	at CSUN*	*	4	1	4	1	2	5	0	2	13
2/28	UC IRVINE*	*	1	0	5	1	0	4	0	0	7
3/2	CAL STATE FULLERTON*										
3/7	HAWAII*										
3/9	UC RIVERSIDE*										

* - Big West Conference Game

1 - Neutral game at the Golden 1 Center (Sacramento, Calif.)

2 - Hardwood Showcase (Fayetteville, Ark; Arlington, Texas; Bloomington, Ind.)

SEASON HIGHS

Points.....27, at Cal State Fullerton (2/21)
Rebounds7 (2x), last vs. Long Beach State (2/16)
Assists.....7, at Northern Illinois (12/5)
Field Goals.....11, at Cal State Fullerton (2/21)
Three-Pointers.....3, vs. Cal Poly (1/19)
Free Throws.....7, at Loyola Marymount (12/28)
Blocks.....2, at Cal Poly (2/7)
Steals.....2 (6x), at Cal State Fullerton (2/21)

CAREER HIGHS

Points.....29, vs. Long Beach State (1/17/18)
Rebounds9, vs. Cal State Fullerton (3/10/17)
Assists.....7, at Northern Illinois (12/5)
Field Goals.....11 (2x), last at Cal State Fullerton (2/21)
Three-Pointers.....5, vs. Tennessee State (11/11/16)
Free Throws.....8, vs. Cal State Fullerton (2/8/17)
Blocks.....2 (2x), last at Cal Poly (2/7)
Steals.....3 (6x), last at Cal Poly (2/15/18)



Scan to view Siler Schneider's
full bio at UCDavisAggies.com

SILER SCHNEIDER - CONTINUED

- Scored 16 points for the second game in a row at UC Irvine (3/3); sealed the win by hitting free throws in the final minute of double overtime
- Scored all 16 points in the first half vs. Hawai'i (3/1). also finished with a team-high four assists
- Throughout his 45 minutes played in the Aggies' 3OT victory at Cal Poly (2/15), Schneider scored eight of his 16 points in triple overtime, nailed all six shots at the stripe, collected five assists and recorded a career-high three steals for the fourth time this season
- Became the 23rd member of the program's 1,000-career-point club when he scored on his first field goal attempt of the second half vs. UC Santa Barbara (2/3)
- Scored a combined 51 points in the Aggies' last two games (at Long Beach State and vs. UC Santa Barbara)
- Schneider's top two single-game scoring totals took place against Long Beach State; he scored 27 points, hit 10 baskets and connected on all seven free throw attempts (season high) when the Aggies faced the 49ers (2/3) on their own floor
- Led all Aggies with 15 points and a season-high eight rebounds at CSUN (2/1)
- Half of his four baskets were from three; hit both attempts from distance, recorded four rebounds and two assists vs. Cal Poly (1/27)
- Recorded 14 points and a team-high five assists vs. CSUN (1/25)
- Scored 16 points on six field goals, and finished with five rebounds at Hawai'i (1/20)
- Finished with 29 points on 11 field goals, both career highs, matched another career high by collecting six assists and matched a season high with four threes vs. Long Beach State (1/17)
- Scored 11 of his 14 points, on a season-high seven baskets, throughout the second half at UC Riverside (1/11)
- Recorded another 17 points, on 7 of 11 shooting, and hit 2 of 3 attempts from three vs. Holy Names (12/30)
- Scored a team-high 17 points, and canned two of his six baskets from three at Nevada (12/19)
- San Francisco (12/15) could not stop Schneider, who scored a game-high 19 points, made six free throws and recorded three of the Aggies' eight steals, figures that are all season highs
- Scored double figures in all but one game this season
- Schneider's streak of double-figure scoring games, in every game played this season, continued with a season-high 18 points, on a season-high seven field goals, vs. Pacific (12/6)
- Finished with 12 points, five rebounds, three assists and a steal at Washington State (12/2)
- Recorded a season-high six rebounds vs. Northern Colorado (11/29)
- Scored double figures in each of the Aggies' first five games when he finished with 15 at Washington (11/26)
- Six of his season-high 16 points took place on back-to-back threes, during the Aggies' Golden 1 Center game vs. Sacramento State (11/21), which was part of a 15-0 second-half scoring run, which sealed a victory for UC Davis
- Scored 13 points, recorded three assists, a block and a steal at Utah Valley (11/18)
- Hit the game-winning shot, ended with 13 points and posted a perfect stat line at Pacific: 6-for-6 FG, 1-for-1 3FG
- Hit both shots from three and finished with 10 points at Northern Colorado (11/13)

Final Stats: 33-13 G-GS, 21.1 mpg, .477 FG%, .385 3FG%, .778 FT%, 4.0 rpg, 7.9 ppg

2016-17**BIG WEST BEST SIXTH PLAYER****ALL-BIG WEST HONORABLE MENTION**

- Shattered his previous career high (6) by recording nine rebounds vs. Cal State Fullerton (3/10)

- Posted a team-high 16 points, six field goals, four free throws and collected a career-high six rebounds at UC Irvine (3/4)
- Scored a career high 23 points, on 9 of 12 shooting, throughout his 27 minutes played vs. CSUN (2/23); also hit 3 of 4 shots from three and both attempts at the line
- Throughout a six-game stretch that started at UC Santa Barbara (2/4) and continued through the Aggies' home game vs. CSUN (2/23), Schneider averaged 17.7 ppg, shooting .500 overall and .433 from three
- Notched his fifth straight double-figure scoring total by finishing with 18 points at Cal State Fullerton (2/18); averaging 16.6 ppg, shooting .452 overall and .385 from three throughout the last five games
- Recorded 21 points, one shy of a career high, and hit three of his season-high seven baskets from three at Long Beach State (2/16)
- Scored double figures for the third game in a row by finishing with 13 vs. UC Riverside (2/11); also recorded a career-high three steals
- Canned 4 of 8 shots, and made a career-high eight free throws to finish with 17 points vs. Cal State Fullerton (2/8); also earned a game-high four assists
- Two of his six field goals at UC Santa Barbara (2/4) were threes; ended his night with 14 points and tied a career high with six rebounds
- Scored the 500th point of his career by finishing with eight vs. UC Irvine (1/28)
- His threes were part of a 9-0 second half run that ultimately erased a game high 11-point deficit at CSUN (1/14); nailed all five of his free throws and scored eight of his 10 points throughout the second half
- Scored eight of his 14 points in the final 90 seconds of the Aggies' game at UC Riverside (1/13); he jump-started his team's comeback, which nearly ended with it erasing a 16-point deficit in that timespan
- Led all players with 16 points — four of his five baskets were from three — tied a career high by recording six rebounds and a season high with two steals in the Aggies' Big West opener vs. UC Santa Barbara (1/4)
- Scored double figures for the second time in the last four games by ending with 11 vs. Utah Valley (12/31)
- It was three-fer for Schneider vs. William Jessup (12/17): He made three buckets in as many attempts, all from three, sank three free throws, grabbed three rebounds and scored 12 points (multiples of three; a semi-stretch, I know) and earned a season-high five assists
- Scored 18 points, on 6 of 10 shooting, nailed half of his baskets from three, and earned a season-high two steals at Idaho (12/3)
- Earned a season-high five assists vs. Holy Names (11/17)
- Ended the Cable Car Classic averaging 14.3 ppg, shot 50% (8-16) from three — both are team-high figures — and 45% (14-31) overall for the weekend
- Set a new career high by scoring 22 points, and tied another by finishing with five threes vs. Tennessee State (11/11)

Final Stats: 36-2G-GS, 14.6 mpg, .527 FG%, .000 3FG%, .645 FT%, 9.5 rpg, 14.6 ppg

2015-16

- Set a new freshman scoring record when he recorded his 290th point on a three late in the Aggies' Big West Tournament quarterfinal vs. UCSB (3/10)
- Recorded a career-high six assists at CSUN (3/5) in the Aggies' 3OT victory
- Scored 12 points on four baskets, including three field goals from three, and tied a career high by recording six rebounds vs. Hawai'i (3/5)
- Capped a furious Aggie comeback — the team trailed UC Irvine (2/27) by 17 points in the second half of UC Davis' ESPN2 home broadcast — by nailing a three with 19 seconds remaining, to pull the Aggies within one point, then hit a jumper five seconds later to give his team a one point lead
- Set a new true freshman single-season scoring record, in the program's Division I history, when he canned a three — his first shot of the night — at Cal Poly (2/18)
- Hit the game-winning three with 1.7 seconds left in regulation, and led all players with 17 points vs. CSUN (1/14)
- Scored double figures in five of six non-conference games, including a season-high 21 points (on nine field goals) at Boise State (12/30)

SILER SCHNEIDER - CONTINUED

- Posted a season/career high 13 points, including a game-tying three with 37 seconds remaining in regulation that forced OT at Seattle University (12/28); also set a new season high by finishing with five rebounds, and tied another two with his five field goals and four assists
- Scored all seven points in the second half at Sacramento State (11/24) after picking up his fourth foul
- Posted his first double-digit scoring effort as an Aggie when he sank four baskets, three of which were from three, and both free throws to finish with 13 points vs. Fresno Pacific (11/13)
- Recorded seven points, three rebounds and two assists in his UC Davis debut vs. North Dakota State (11/13)

Final Stats: 30-2 G-GS, 23.2 mpg, .398 FG%, .341 3FG%, .712 FT%, 3.3 rpg, 10.3 ppg

LANSING HS '14

- Led his basketball team to three league championships
- Also won a state championship in 2015

PERSONAL

- The youngest of Lori and Rick Schneider's two sons
- Older brother Calvin graduated from Kansas State in 2015
- Spent the 2014-15 season at the Air Force Academy Prep School before committing to UC Davis
- Most people do not know that he can juggle
- Winning a state championship is his proudest personal accomplishment
- Willie Cauley-Stein is the best athlete that he has competed against
- Damian Lillard is his sports hero
- Non-sports hero is his father
- The coaching staff and school's academics are the reasons he chose to attend UC Davis

PLAYER INFORMATION - CALEB FULLER



CALEB FULLER

Guard
6-5 • 210 • Freshman
Ipswich, England/Barking Abbey School '18
Undeclared

2018-19

- Posted a career-high six rebounds for the third time this season when the Aggies faced Long Beach State (1/12) on the road
- Scored a career-high four of his six points at the free throw line at UC Irvine (1/10)
- Grabbed a career-high six rebounds, for the second time this season, at Arizona (12/22)
- Finished in double figures for the second time in the last three games when scored 12 points vs. William Jessup (12/16)
- His 13 points, on five field goals and three three-pointers are all new career highs; he also collected five rebounds vs. Northern Arizona (11/29)
- Scored a season-high six points, on a season-high two three-point field goals (in as many attempts), and led all Aggies with a season-high six rebounds (nearly one-fourth of the team's total) at Indiana (11/23)
- Recorded five points, four rebounds and two steals in his UC Davis debut when UC Davis hosted USF (11/8) in its season opener
- One of UC Davis' four newcomers

BARKING ABBEY SCHOOL '18

- A Fuller-led team won an Elite Academy Basketball League championship in his senior season
- Averaged 18.6 points, 5.7 rebounds and 2.7 assists per game, and shot .538 overall throughout that title-winning season
- Selected EABL Finals MVP after earning all-league first team honors for the second year in a row
- Averaged 18.1 ppg, 6.1 rpg and 3.0 apg as a junior
- Ended that year with All-EABL First Team accolades for the first time in his career
- Posted per-game averages of 16.9 points, 8.1 rebounds and 2.4 assists as a sophomore
- Earned Elite 8 and Player of the Week honors that year
- Finished his freshman season with 5.9 ppg, 2.8 rpg and 1.5 apg

PERSONAL

- One of Karen Fuller's four sons
- Jamahi, Robinson and Regan are his brothers
- Winning silver at the 2017 European Championship as a member of Team Great Britain is his proudest personal accomplishment
- Dznan Musa and Isaac Bonga are the best athletes he competed against

2018-19 GAME-BY-GAME

Date	Opponent	GS	FG	3FG	FT	Reb	A	TO	Blk	Stl	Pts
11/6	SAN FRANCISCO	*	1	1	2	4	0	1	0	2	5
11/9	SAN DIEGO		0	0	0	2	0	0	0	0	0
11/12	at Arkansas ²		0	0	0	1	0	0	0	0	0
11/17	vs. Texas A&M-CC ²	*	0	0	0	2	2	2	1	0	0
11/18	at UT Arlington ²	*	0	0	2	2	0	0	0	0	2
11/20	vs. Sacramento State ¹	*	3	0	0	2	0	3	0	1	6
11/23	at Indiana ²	*	2	2	0	6	0	1	0	0	6
11/29	NORTHERN ARIZONA	*	5	3	0	5	1	2	0	0	13
12/5	at Northern Illinois	*	1	0	0	3	1	2	0	0	2
12/16	WILLIAM JESSUP		4	1	3	3	1	0	0	0	12
12/22	at Arizona		0	0	0	6	1	3	0	1	0
12/28	at Loyola Marymount		0	0	0	0	0	2	0	2	0
12/30	at USC		2	1	0	2	1	1	0	0	5
1/5	HOLY NAMES		3	0	1	2	3	2	0	1	7
1/10	at UC Irvine*		1	0	4	2	0	0	1	0	6
1/12	at Long Beach State*		3	0	1	6	0	0	0	0	7
1/17	UC SANTA BARBARA*		0	0	0	2	0	1	0	0	0
1/19	CAL POLY*		0	0	0	1	0	0	0	0	0
1/26	at Hawai'i*		0	0	0	0	0	0	0	0	0
2/2	at UC Riverside*		0	0	0	0	2	1	0	0	0
2/7	at Cal Poly*										
2/9	at UC Santa Barbara*										
2/13	CSUN*		0	0	0	0	0	0	0	0	0
2/16	LONG BEACH STATE*										
2/21	at Cal State Fullerton*										
2/23	at CSUN*		0	0	0	0	0	0	0	0	0
2/28	UC IRVINE*		0	0	0	0	0	0	0	0	0
3/2	CAL STATE FULLERTON*										
3/7	HAWAII*										
3/9	UC RIVERSIDE*										

* - Big West Conference Game
1 - Neutral game at the Golden 1 Center (Sacramento, Calif.)
2 - Hardwood Showcase (Fayetteville, Ark; Arlington, Texas; Bloomington, Ind.)

SEASON HIGHS

Points.....	13, vs. Northern Arizona (11/29)
Rebounds	6 (3x), last at Long Beach State (1/12)
Assists.....	3, vs. Holy Names (1/5)
Field Goals.....	5, vs. Northern Arizona (11/29)
Three-Pointers.....	3, vs. Northern Arizona (11/29)
Free Throws.....	4, at UC Irvine (1/10)
Blocks.....	1, vs. Texas A&M-Corpus Christi (11/17)
Steals.....	2 (2x), last at Loyola Marymount (12/28)

CAREER HIGHS

Points.....	13, vs. Northern Arizona (11/29)
Rebounds	6 (3x), last at Long Beach State (1/12)
Assists.....	3, vs. Holy Names (1/5)
Field Goals.....	5, vs. Northern Arizona (11/29)
Three-Pointers.....	3, vs. Northern Arizona (11/29)
Free Throws.....	4, at UC Irvine (1/10)
Blocks.....	1, vs. Texas A&M-Corpus Christi (11/17)
Steals.....	2 (2x), last at Loyola Marymount (12/28)



Scan to view Caleb Fuller's full bio at [UCDavisAggies.com](https://ucdavisaggies.com)

Fuller's Career Stats

			Total		3-Point		F-Throws		Rebounds											Scoring	
Season	gp-gs	min/avg	fg-fga	pct	fg-fga	pct	ft-fa	pct	off	def	tot	avg	pf	fo	ast	to	blk	stl	pts	avg	
2018-19	23-7	291/12.7	25-54	.463	8-19	.421	13-18	.722	7	44	51	2.2	27	0	12	21	2	7	71	3.1	
TOTAL	23-7	291/12.7	25-54	.463	8-19	.421	13-18	.722	7	44	51	2.2	27	0	12	21	2	7	71	3.1	

CALEB FULLER - CONTINUED

- Career sports highlights include: representing England as a member of its national men's basketball team; representing Great Britain at two European Championships, winning a national U19 championship in 2018 and earning Elite Academy Basketball League Finals MVP accolades
- Favorite movie is The Dark Knight
- Cristiano Ronaldo is his sports hero
- Enjoys playing the piano
- Top three items on his bucket list include: snowboarding, visiting the Bahamas and visiting the blue lagoons in Iceland.
- You can take away everything except his phone
- Chose UC Davis because he felt it was the right fit with the team's style of play in addition to the great relationships with the coaching staff

PLAYER INFORMATION - MATT NEUFELD



MATT NEUFELD

Center
6-11 • 225 • Junior
Victoria, British Columbia/Saint Louis
Communication

2018-19

- Led the Aggies in scoring with 10 points when they hosted UC Irvine (2/28)
- Of his 15 points scored at CSUN (2/23), a career-high seven were earned at the stripe
- Shot an efficient 4 of 6 to finish with eight points, and two rebounds vs. CSUN (2/15)
- Finished with eight points and a game-high six rebounds, but it was his career-high four blocks that stood out from his stat line at Cal Poly (2/7)
- Scored in double figures for the third game in a row by hitting four shots from the floor and a pair at the line when UC Davis visited UC Riverside (2/2)
- After finishing with 14 points and a season-high nine rebounds vs. Cal Poly (1/19), he posted 17 and 6 the following game at Hawai'i (1/26); those 17 points are a season/career high
- His 14 points (on 6 of 10 shooting) scored vs. Cal Poly are the most against a Division I opponent at that point of the season; also finished with a game-high nine rebounds
- Those six field goals and nine boards are both new career highs
- On 4 of 5 shooting, Neufeld scored 11 points, in addition to recording five rebounds and one blocked shot at UC Irvine (1/10)
- Finished with nine points and a team-high seven rebounds at USC (12/30)
- Scored double figures against a Div. I opponent, for the second time this season, when he finished with 10, on 4 of 6 shooting, at LMU (12/28)
- Nailed 5 of 6 shots from the floor, and 7 of 9 shots at the line to finish with a career- and game-high 17 points vs. William Jessup (12/16); also led all players with three blocks and three steals, another pair of career highs
- Hit 3 of 5 shots and finished with three rebounds vs. Northern Arizona (11/29)
- Scored a team-high eight points, on three field goals and hit both free throws in his UC Davis debut vs. San Francisco (11/6)
- Will make his UC Davis debut this season

2017-18

- Redshirted the 2017-18 season due to NCAA transfer rules

SAINT LOUIS (2015-17)

- Played in 53 games throughout his two seasons with the Billikens, shooting .500 from the field his sophomore season and .625 at the line
- Recorded 53 rebounds, six assists, and nine steals throughout his career.

2018-19 GAME-BY-GAME

Date	Opponent	GS	FG	3FG	FT	Reb	A	TO	Blk	Stl	Pts
11/6	SAN FRANCISCO	*	3	0	2	1	0	0	1	0	8
11/9	SAN DIEGO		4	0	3	2	0	1	1	0	11
11/12	at Arkansas ²		2	0	2	6	0	0	0	0	6
11/17	vs. Texas A&M-CC ²		2	0	1	3	0	1	0	1	5
11/18	at UT Arlington ²		1	0	1	0	1	3	0	0	3
11/20	vs. Sacramento State ¹		0	0	0	0	0	0	1	0	0
11/23	at Indiana ²		0	0	0	1	0	1	1	1	0
11/29	NORTHERN ARIZONA		3	0	0	3	0	0	0	1	6
12/5	at Northern Illinois		1	0	0	1	0	1	0	0	2
12/16	WILLIAM JESSUP		5	0	7	0	1	1	3	3	17
12/22	at Arizona	*	2	0	0	2	1	0	0	0	4
12/28	at Loyola Marymount	*	4	0	2	5	0	0	1	0	10
12/30	at USC	*	3	0	3	7	1	2	0	0	9
1/5	HOLY NAMES	*	3	0	1	1	0	1	0	1	7
1/10	at UC Irvine*	*	4	0	3	2	0	1	0	1	11
1/12	at Long Beach State*	*	2	0	0	4	0	2	0	1	4
1/17	UC SANTA BARBARA*	*	4	0	0	2	0	2	1	1	8
1/19	CAL POLY*	*	6	0	2	9	0	1	2	0	14
1/26	at Hawai'i*	*	6	0	5	6	0	3	0	0	17
2/2	at UC Riverside*	*	4	0	2	1	1	0	1	2	10
2/7	at Cal Poly*	*	4	0	0	6	1	3	4	0	8
2/9	at UC Santa Barbara*										Did not play
2/13	CSUN*	*	4	0	0	2	0	2	0	0	8
2/16	LONG BEACH STATE*	*	0	0	0	3	1	3	0	0	0
2/21	at Cal State Fullerton*	*	1	0	2	3	1	2	1	0	4
2/23	at CSUN*	*	4	0	7	5	0	4	0	1	15
2/28	UC IRVINE*	*	3	0	4	4	0	1	0	0	10
3/2	CAL STATE FULLERTON*										
3/7	HAWAII*										
3/9	UC RIVERSIDE*										

* - Big West Conference Game

1 - Neutral game at the Golden 1 Center (Sacramento, Calif.)

2 - Hardwood Showcase (Fayetteville, Ark; Arlington, Texas; Bloomington, Ind.)

SEASON HIGHS

Points.....	17 (2x), last at Hawai'i (1/26)
Rebounds	9, vs. Cal Poly (1/19)
Assists.....	1 (7x), last vs. Long Beach State (2/16)
Field Goals.....	6 (2x), last at Hawai'i (1/26)
Three-Pointers.....	N/A
Free Throws.....	7 (2x), last at CSUN (2/23)
Blocks.....	4, at Cal Poly (2/7)
Steals.....	3, vs. William Jessup (12/16)

CAREER HIGHS (UC Davis)

Points.....	17 (2x), last at Hawai'i (1/26)
Rebounds	9, vs. Cal Poly (1/19)
Assists.....	1 (7x), last vs. Long Beach State (2/16)
Field Goals.....	6 (2x), last at Hawai'i (1/26)
Three-Pointers.....	N/A
Free Throws.....	7 (2x), last at CSUN (2/23)
Blocks.....	4, at Cal Poly (2/7)
Steals.....	3, vs. William Jessup (12/16)



Scan to view Matt Neufeld's
full bio at [UCDavisAggies.com](https://ucdavisaggies.com)

Neufeld's Career Stats

			Total		3-Point		F-Throws		Rebounds											Scoring	
Season	gp-gs	min/avg	fg-fga	pct	fg-fga	pct	ft-fa	pct	off	def	tot	avg	pf	fo	ast	to	blk	stl	pts	avg	
2015-16*	25-2	242/9.7	18-40	.450	0-5	.000	9-24	.375	6	18	24	1.0	35	0	4	12	8	7	45	1.8	
2016-17*	28-0	151/5.4	10-20	.500	0-0	.000	5-8	.625	5	18	23	0.8	24	1	4	11	1	2	25	0.9	
2018-19	26-17	425/16.3	75-143	.524	0-0	.000	47-71	.662	28	51	79	3.0	73	2	8	35	17	12	197	7.6	
TOTAL	26-17	425/16.3	75-143	.524	0-0	.000	47-71	.662	28	51	79	3.0	73	2	8	35	17	12	197	7.6	
All*	79-19	818/10.4	103-203	.507	0-5	.000	61-103	.592	39	87	126	1.6	132	3	16	58	26	21	267	3.4	

MATT NEUFELD - CONTINUED

SUNRISE CHRISTIAN ACADEMY '15

- Attended Prep School at Sunrise Christian Academy in Wichita, Kan., after a career at Lambrick Park High School in Victoria, B.C.

LAMBRICK PARK HS '14

- As a senior, he averaged 24 points and 10 rebounds per game, leading the Lions to a 30-9 overall record
- Ended that season with a provincial championship
- Named that event's Most Valuable Player and Defensive Player of the Tournament

PERSONAL

- Born in Victoria, British Columbia, Canada
- Parents are Kevin and Connie Neufeld
- Has two brothers, Kai and Travis
- Before beginning his college career, he represented Canada's U-19 National Team in the 2015 FIBA World Championships and competed in all seven contests held in Heraklion, Greece
- His father, Kevin, competed for Team Canada

PLAYER INFORMATION - B.J. SHAW



B.J. SHAW

Guard
6-6 • 180 • Freshman
Oakland, Calif./Brewster Academy (N.H.) '18
Undeclared

2018-19

- Slated to redshirt the 2018-19 season
- One of UC Davis' four newcomers

BREWSTER ACADEMY (N.H.) '18 (2015-17)

- Competed for Brewster Academy during the 2017-18 season.

BISHOP O'DOWD HS '17

- Averaged 11.0 ppg as a freshman, 12.0 ppg during his sophomore season and 13.0 ppg in each of his final two seasons at Bishop O'Dowd
- Helped his team with league titles during his freshman, sophomore and senior seasons... Earned All-West Alameda County Conference First Team honors following his junior and senior seasons... Graduated Cum Laude.

PERSONAL

- Chose UC Davis because he trusted and believed in the coaching staff and players on the team

2018-19 GAME-BY-GAME

Date	Opponent	GS	FG	3FG	FT	Reb	A	TO	Blk	Stl	Pts
11/6	SAN FRANCISCO										Did not play
11/9	SAN DIEGO										Did not play
11/12	at Arkansas ²										Did not play
11/17	vs. Texas A&M-CC ²										Did not play
11/18	at UT Arlington ²										Did not play
11/20	vs. Sacramento State ¹										Did not play
11/23	at Indiana ²										Did not play
11/29	NORTHERN ARIZONA										Did not play
12/5	at Northern Illinois										Did not play
12/16	WILLIAM JESSUP										Did not play
12/22	at Arizona										Did not play
12/28	at Loyola Marymount										Did not play
12/30	at USC										Did not play
1/5	HOLY NAMES										Did not play
1/10	at UC Irvine*										Did not play
1/12	at Long Beach State*										Did not play
1/17	UC SANTA BARBARA*										Did not play
1/19	CAL POLY*										Did not play
1/26	at Hawai'i*										Did not play
2/2	at UC Riverside*										Did not play
2/7	at Cal Poly*										Did not play
2/9	at UC Santa Barbara*										Did not play
2/13	CSUN*										Did not play
2/16	LONG BEACH STATE*										Did not play
2/21	at Cal State Fullerton*										Did not play
2/23	at CSUN*										Did not play
2/28	UC IRVINE*										Did not play
3/2	CAL STATE FULLERTON*										Did not play
3/7	HAWAII*										Did not play
3/9	UC RIVERSIDE*										Did not play

* - Big West Conference Game

1 - Neutral game at the Golden 1 Center (Sacramento, Calif.)

2 - Hardwood Showcase (Fayetteville, Ark; Arlington, Texas; Bloomington, Ind.)

SEASON HIGHS

Points.....	N/A
Rebounds	N/A
Assists.....	N/A
Field Goals.....	N/A
Three-Pointers.....	N/A
Free Throws.....	N/A
Blocks.....	N/A
Steals.....	N/A

CAREER HIGHS

Points.....	N/A
Rebounds	N/A
Assists.....	N/A
Field Goals.....	N/A
Three-Pointers.....	N/A
Free Throws.....	N/A
Blocks.....	N/A
Steals.....	N/A



Scan to view B.J. Shaw's
full bio at [UCDavisAggies.com](https://ucdavisaggies.com)

PLAYER INFORMATION - COLIN RUSSELL



COLIN RUSSELL

Forward
6-10 • 221 • Senior
Folsom, Calif./Casper College
Communication

2018-19

- Set a new career high by finishing with two steals vs. Cal Poly (1/19)
- Scored six points, including four at the line, and finished with five rebounds vs. Holy Names (1/5)
- Earned his first start as an Aggie vs. William Jessup (12/16)
- One of the Aggies' five-member senior class

2017-18

- Made the most of his 12 minutes on the court by forcing turnovers, diving after loose balls and frustrating Cal State Fullerton (3/11) on defense, especially throughout the first half in the team's Big West Tournament semifinal
- Pushed his career-high rebound figure, originally set the previous week vs. UCSB (2/8), by collecting six at Cal Poly (2/15)
- Recorded a career-high five rebounds vs. UC Santa Barbara (2/8)
- Nailed a career high three free throws, and tied another career high by collecting four rebounds at Long Beach State (2/3)
- Posted his first double-figure scoring game by finishing with 10 points, on 4 of 5 shooting (both career highs); his four rebounds, two free throws made, blocked shot and assist are career-best figures, set when Holy Names (12/30) visited the Pavilion
- Recorded career highs by scoring four points, on two field goals and recording two rebounds vs. Lamar (12/22)
- Ended with two points (on his first basket as an Aggie), two rebounds and an assist at Nevada (12/19)
- Scored his first points as an Aggie vs. William Jessup (12/9)
- Grabbed one rebound at Washington (11/26)
- Recorded one rebound in his UC Davis debut at Utah Valley (11/18)
- One of UC Davis basketball's eight newcomers

Final Stats: 26-0 G-GS, 9.3 mpg, .459 FG%, .000 3FG%, .476 FT%, 1.6 rpg, 1.7 ppg

CASPER COLLEGE (2016-17)

- Started 26 of 27 games played as a center for Casper College (Wyo.)
- Averaged 9.1 points per game
- Finished the 2016-17 season shooting 105-for-162 from the field (.648), setting a new all-time school record
- Recorded 35 offensive and 94 defensive rebounds, for a total of 129
- Also picked up 19 assists, 17 steals and 22 blocks

PORTLAND (2015-16)

- Saw action in 30 games, shooting .350 from the floor

Russell's Career Stats

Russell's Career Stats																				
Season	gp-gs	min/avg	Total		3-Point		F-Throws		Rebounds										Scoring	
			fg-fga	pct	fg-fga	pct	ft-fga	pct	off	def	tot	avg	pf	fo	ast	to	blk	stl	pts	avg
2017-18	26-0	241/9.3	17-37	.459	0-0	.000	10-21	.476	22	20	42	1.6	49	2	6	10	1	2	44	1.7
2018-19	21-2	105/5.0	6-16	.375	0-0	.000	8-17	.471	7	10	17	0.8	23	1	2	6	2	3	20	1.0
TOTAL	47-2	346/7.4	23-53	.434	0-0	.000	18-38	.474	29	30	59	1.3	72	3	8	16	3	5	64	1.4

2018-19 GAME-BY-GAME

Date	Opponent	GS	FG	3FG	FT	Reb	A	TO	Blk	Stl	Pts
11/6	SAN FRANCISCO		0	0	0	0	0	1	0	0	0
11/9	SAN DIEGO										
11/12	at Arkansas ²		0	0	0	1	0	0	0	0	0
11/17	vs. Texas A&M-CC ²		0	0	0	0	0	0	0	0	0
11/18	at UT Arlington ²		0	0	0	2	0	0	0	0	0
11/20	vs. Sacramento State ¹		1	0	0	3	0	1	1	0	2
11/23	at Indiana ²		0	0	0	0	0	0	0	0	0
11/29	NORTHERN ARIZONA										
12/5	at Northern Illinois		0	0	1	0	0	0	0	0	1
12/16	WILLIAM JESSUP	*	1	0	0	3	0	3	0	0	2
12/22	at Arizona		0	0	2	1	0	0	0	0	2
12/28	at Loyola Marymount										
12/30	at USC		0	0	0	0	0	0	0	0	0
1/5	HOLY NAMES		1	0	4	5	1	0	1	0	6
1/10	at UC Irvine*		1	0	0	0	0	0	1	0	2
1/12	at Long Beach State*		0	0	0	0	0	0	0	0	0
1/17	UC SANTA BARBARA*		0	0	0	1	0	0	0	0	0
1/19	CAL POLY*		0	0	0	0	0	0	0	2	0
1/26	at Hawai'i*		0	0	1	0	0	0	0	0	1
2/2	at UC Riverside*		1	0	0	0	0	1	0	0	2
2/7	at Cal Poly*		0	0	0	0	0	0	0	0	0
2/9	at UC Santa Barbara*	*	0	0	0	0	0	0	0	0	0
2/13	CSUN*										
2/16	LONG BEACH STATE*		1	0	0	1	1	0	0	0	2
2/21	at Cal State Fullerton*										
2/23	at CSUN*										
2/28	UC IRVINE*		0	0	0	0	0	0	0	0	0
3/2	CAL STATE FULLERTON*										
3/7	HAWAII*										
3/9	UC RIVERSIDE*										

* - Big West Conference Game

1 - Neutral game at the Golden 1 Center (Sacramento, Calif.)

2 - Hardwood Showcase (Fayetteville, Ark; Arlington, Texas; Bloomington, Ind.)

SEASON HIGHS

Points.....6, vs. Holy Names (1/5)
Rebounds5, vs. Holy Names (1/5)
Assists.....1 (2x), last at UC Irvine (1/10)
Field Goals.....1 (6x), last vs. Long Beach State (2/16)
Three-Pointers.....N/A
Free Throws.....4, vs. Holy Names (1/5)
Blocks.....1 (2x), last vs. Holy Names (1/5)
Steals.....2, vs. Cal Poly (1/19)

CAREER HIGHS (UC Davis)

Points.....10, vs. Holy Names (12/30/17)
Rebounds6, at Cal Poly (2/15/18)
Assists.....1 (4x), last vs. Holy Names (1/5)
Field Goals.....4, vs. Holy Names (12/30/17)
Three-Pointers.....N/A
Free Throws.....3, at Long Beach State (2/3/18)
Blocks.....1 (2x), last vs. Holy Names (1/5)
Steals.....2, vs. Cal Poly (1/19)



Scan to view Colin Russell's
full bio at UCDavisAggies.com

COLIN RUSSELL - CONTINUED

- Recorded 57 total rebounds (30 off. and 27 def.), 10 steals and four blocks

FOLSOM HS '15

- Throughout his final two seasons, led the Bulldogs to a combined 60-8 record, a Division II Northern Region Title and a Sac-Joaquin Section title
- Earned All-Metro honors from the *Sacramento Bee*

PERSONAL

- Born in Sacramento, Calif.
- Parents are Jeff and Julie Russell
- Has four siblings: Faith, Jared, Emma and Bella
- Something most people don't know about him is that he can play five instruments
- Favorite facility he has competed at is Arco Arena
- Cites setting the field goal percentage record at Casper College as his career sports highlight
- Chose UC Davis due to its proximity to home

PLAYER INFORMATION - JOE MOONEY



JOE MOONEY

Guard

6-3 • 187 • Junior

Wauconda, Ill./Notre Dame College Prep '15
Economics

2018-19

- Three of his four baskets at CSUN (2/23) were threes; he also hit all four free throws
- Collected a career-high nine rebounds at Cal State Fullerton (2/21)
- Scored double figures for the fifth game in a row, and ninth in the last 10 games, when he finished with 11 points vs. Long Beach State (2/16)
- Named College Sports Madness' Big West Player of the Week, thanks to his performances vs. CSUN and Long Beach State: For the week, Mooney shot .632 overall, .500 from three and averaged 16.0 ppg
- Notched his second career 20-point game by finishing with 21 vs. CSUN (2/13); five of his eight baskets were from three, he shot 8 of 11 overall and blocked a career-high two shots
- The Aggies' breakout player during league play continued to shine at UC Santa Barbara (2/9) by hitting three of his five shots from three, including a straightaway dagger with 1:24 remaining, from NBA distance, to give UC Davis the lead for good
- He finished with 13 points that night against the Gauchos
- Continued to light up the scoreboard during league play by finishing with 17 points at Cal Poly
- Posted a perfect stat line at UC Riverside (2/2) by hitting all five shots from the floor, which includes three threes, and both free throws to finish with 15 points
- Scored in double figures in four of the last five games; averaged 15.6 ppg throughout that timespan entering the Aggies' road game at UC Riverside (2/2)
- Of his 19 points posted vs. Cal Poly (1/19), a career-high seven were sank at the free throw line (in as many attempts); also set another career mark by collecting eight rebounds
- Scored in double figures for the third straight game by hitting three of his five baskets from three, and finishing with a game-high 14 points vs. UC Santa Barbara (1/12)
- Set new career highs by finishing with 29 points, on 10 field goals and seven three-point baskets at Long Beach State (1/12); also matched two career highs by collecting five rebounds and four assists
- Posted 14 points by hitting four field goals, including three from three, at UC Irvine (1/10); all three of those figures are season highs, in addition to his career-high five rebounds collected that night
- Scored six points, on a pair of threes, and collected a season-high three rebounds vs. William Jessup (12/16)

2018-19 GAME-BY-GAME

Date	Opponent	GS	FG	3FG	FT	Reb	A	TO	Blk	Stl	Pts
11/6	SAN FRANCISCO		0	0	0	2	0	1	0	0	0
11/9	SAN DIEGO		4	1	4	1	0	0	0	1	13
11/12	at Arkansas ²	*	2	2	4	1	1	4	0	0	10
11/17	vs. Texas A&M-CC ²		4	2	0	2	1	0	1	1	10
11/18	at UT Arlington ²		4	2	0	3	1	1	1	0	10
11/20	vs. Sacramento State ¹		2	2	0	2	1	2	0	4	6
11/23	at Indiana ²		1	1	0	2	0	1	1	0	3
11/29	NORTHERN ARIZONA		3	1	1	0	1	0	0	0	8
12/5	at Northern Illinois		5	4	2	1	2	0	0	0	16
12/16	WILLIAM JESSUP	*	2	2	0	3	0	1	0	1	6
12/22	at Arizona		0	0	0	2	0	1	1	0	0
12/28	at Loyola Marymount		2	1	0	0	0	2	0	0	5
12/30	at USC		0	0	0	2	0	0	0	0	0
1/5	HOLY NAMES		1	1	0	2	1	1	0	0	3
1/10	at UC Irvine*		4	3	3	5	1	1	0	0	14
1/12	at Long Beach State*		10	7	2	5	4	0	0	0	29
1/17	UC SANTA BARBARA*		5	3	1	2	1	1	0	1	14
1/19	CAL POLY*	*	5	2	7	8	0	1	0	2	19
1/26	at Hawai'i*	*	1	0	0	3	3	3	0	0	2
2/2	at UC Riverside*	*	5	3	2	4	2	4	0	1	15
2/7	at Cal Poly*	*	5	3	4	1	1	2	0	1	17
2/9	at UC Santa Barbara*	*	5	3	0	3	0	2	0	1	13
2/13	CSUN*	*	8	5	0	3	1	1	2	1	21
2/16	LONG BEACH STATE*	*	4	1	2	3	3	3	0	1	11
2/21	at Cal State Fullerton*	*	1	1	0	9	0	3	0	0	3
2/23	at CSUN*	*	4	3	4	2	1	1	0	1	15
2/28	UC IRVINE*	*	0	0	0	1	2	0	0	1	0
3/2	CAL STATE FULLERTON*										
3/7	HAWAII*										
3/9	UC RIVERSIDE*										

* - Big West Conference Game

1 - Neutral game at the Golden 1 Center (Sacramento, Calif.)

2 - Hardwood Showcase (Fayetteville, Ark; Arlington, Texas; Bloomington, Ind.)

SEASON HIGHS

Points.....	29, at Long Beach State (1/12)
Rebounds	9, at Cal State Fullerton (2/21)
Assists.....	4, at Long Beach State (1/12)
Field Goals.....	10, at Long Beach State (1/12)
Three-Pointers.....	7, at Long Beach State (1/12)
Free Throws.....	7, vs. Cal Poly (1/19)
Blocks.....	2, vs. CSUN (2/13)
Steals.....	4 (2x), last at Long Beach State (1/12)

CAREER HIGHS

Points.....	29, at Long Beach State (1/12)
Rebounds	9, at Cal State Fullerton (2/21)
Assists.....	4 (2x), at Long Beach State (1/12)
Field Goals.....	10, at Long Beach State (1/12)
Three-Pointers.....	7, at Long Beach State (1/12)
Free Throws.....	7, vs. Cal Poly (1/19)
Blocks.....	2, vs. CSUN (2/13)
Steals.....	4 (3x), last at Long Beach State (1/12)



Scan to view Joe Mooney's
full bio at UCDavisAggies.com

Mooney's Career Stats

			Total		3-Point		F-Throws		Rebounds											Scoring	
Season	gp-gs	min/avg	fg-fga	pct	fg-fga	pct	ft-fa	pct	off	def	tot	avg	pf	fo	ast	to	blk	stl	pts	avg	
2016-17	16-0	192/12.0	13-48	.271	6-32	.188	5-6	.833	1	9	10	0.6	15	0	9	6	0	6	37	2.3	
2017-18	28-1	526/18.8	65-156	.417	38-101	.376	14-22	.636	9	36	45	1.6	42	0	25	25	1	25	182	6.5	
2018-19	27-12	686/25.4	87-212	.410	53-139	.381	36-44	.818	11	61	72	2.7	52	0	27	36	4	19	263	9.7	
TOTAL	71-13	1404/19.8	165-416	.397	97-272	.357	55-72	.764	21	106	127	1.8	109	0	61	67	5	50	482	6.8	

JOE MOONEY - CONTINUED

- A career-high four of his career-high five baskets were from three, and finished with a career-high 16 points when he returned home to Northern Illinois (12/5)
- Mooney grew up in Wauconda, located just over an hour's drive away from Northern Illinois University
- Scored 10 points at Arkansas (11/12) and both games of the team's Texas road trip
- Scored double figures for the second straight game; after recording 13 vs. San Diego (11/9), he posted 10 at Arkansas

2017-18

- Scored a career-high 15 points on 4 of 8 shooting; two of his shots were scored from three, and he hit five free throws, another career high, vs. UC Riverside (3/8)
- Two of this three baskets were from three, helping the Aggies clinch a regular season championship by defeating UC Irvine (3/3) in double overtime
- Scored 14 points on five field goals and four threes vs. Hawai'i (3/1), all season-high numbers
- Both of his baskets were from three, and he hit both free throws taken vs. UC Riverside (2/27)
- Finished with eight points — two of his three baskets were hit from three — and a career-high four rebounds at UC Santa Barbara (2/17)
- Notched his fourth double-figure scoring game of the season by hitting 3 of 4 baskets from three and finishing with 11 points at Cal Poly (2/15)
- Mooney's three threes tie a career high, originally set vs. Cal Poly earlier this season
- Earned a career-high four assists, and set up his team's game-winning shot in double overtime at Long Beach State (2/3)
- Nine of his 11 points were scored in the second half at CSUN (2/1), which included seven straight at one point of the game
- A career-high three of his four baskets were scored from three vs. Cal Poly (1/27); he finished with 10 points, two rebounds and two assists that evening
- His five-point play, which took place when he canned a three, a foul was called on Long Beach State (1/17) during the play, and hit a jumper on the ensuing possession, helped UC Davis take the lead for good midway through the first half
- Set a new career high with four steals vs. UC Irvine (1/4)
- Both of his baskets were made from three, in addition to finishing with two rebounds vs. Radford (12/23)
- Hit two of his three field goals from three, tying a career high, and matched a season high by finishing with two assists vs. Lamar (12/22)
- Two of his three field goals were from three, also finished with one assist and one steal at Utah Valley (11/18)
- Hit a three at Pacific (11/15)
- Set a new career high by finishing with 14 points at Northern Colorado (11/13)
- As was the case when he set his previous high, vs. Weber State at the Great Alaska Shootout the previous season, Mooney enjoyed a perfect shooting performance in the Aggie's season opener: 5-for-5 overall, 2-for-2 from three and 2-for-2 at the free throw line

Final Stats: 28-1 G-GS, 18.8 mpg, .417 FG%, .376 3FG%, .636 FT%, 1.6 rpg, 6.5 ppg

2016-17

- Finished with a season/career-high three steals vs. William Jessup (12/17)
- Set a new season high with three assists at Idaho (12/3)
- Recorded a perfect shooting stat line — 4-for-4 FG, 2-for-2 3FG, 2-for-2 FT — and finished with a season-high 12 points vs. Weber State (11/24) at the Great Alaska Shootout
- Nailed a three, forced a steal and scored on a breakaway layup, as part of UC Davis' first half 18-0 run vs. Northern Arizona (11/13)

Final Stats: 16-0 G-GS, 12.0 mpg, .271 FG%, .188 3FG%, .833 FT%, 0.6 rpg, 2.3 ppg

2015-16

- Redshirted

NOTRE DAME COLLEGE PREP '15

- Accolades earned during his final year at Notre Dame College Prep include: *Chicago Tribune* first team, *Chicago Sun-Times* All-Area, all-state third team, East Suburban Catholic Conference Player of the Year
- Averaged 20 points, five rebounds and four assists per game as a senior
- Led his team to a berth in the 4A state semifinals during his senior season
- Shot 46 pct. from distance and 83 percent from the stripe as a senior
- Shortly after receiving first team all-area accolades from Pioneer Sports, Mooney, a Magna Cum Laude graduate, received an invitation to compete in the Chicago Catholic League All-Star Game
- In that showcase, he scored 25 points for his East squad

PERSONAL

- One of Angela and Michael Mooney's five children
- If he could play another sport at UC Davis, he would choose baseball
- Chose UC Davis because of the players, coaches, outstanding academic programs, the team and school's culture

PLAYER INFORMATION - ROGERS PRINTUP



ROGERS PRINTUP

Guard
6-4 • 205 • Junior
Orange, Calif./Orange Lutheran HS '15
Communication

2018-19

- His season-high 14 points vs. Long Beach State included four of his five baskets from three (both season highs); also finished with a career-high five rebounds, for the second straight game, when UC Davis hosted Long Beach State (2/16)
- Scored seven points, and collected a career-high five rebounds, vs. CSUN (2/13)
- Finished with four rebounds at Cal Poly (2/7), the most against a Division I opponent this season
- In addition to a career-high six assists and a season-high four free throws, Printup scored nine points and grabbed three rebounds in his first start of the season at UC Riverside (2/2)
- Hit a pair of threes and finished with six points at Hawai'i (1/26)
- Scored a season-high 13 points on 5 of 7 shooting overall, and hit 3 of 5 shots from three (both season highs) vs. William Jessup (12/16); also recorded a season-high four rebounds in his 19 minutes played that night
- Led Team USA to a gold medal in the World Deaf Championships, held at Gallaudet University this past summer
- Also named to the Best Five Team, a squad comprised of the five strongest overall performers in the tournament

2017-18

- Three of his five field goals were scored from three, he hit both free throws, blocked a season-high two shots and notched his third double-figure scoring game by finishing with 15 points at Cal Poly (2/15)
- Those 15 points are a career-high vs. Division I opposition
- Scored 13 points, on 5 of 7 shooting overall and 3 of 5 from three, and found teammate TJ Shorts II with a beautiful bounce pass that led to the game-winner at Long Beach State (2/3)
- Doubled his career steals total by finishing with a career-high six, and set another career best with five rebounds vs. Holy Names (12/30)
- Finished with five points, three rebounds and a steal at Nevada (12/19)
- By scoring 20 points, on six field goals (all threes), hitting two free throws and grabbing five rebounds, Printup set five new career highs when the Aggies hosted William Jessup (12/9)
- Set a new career high by canning three shots from three, and finishing with nine points at Washington State (12/2)
- Recorded one rebound at Northern Colorado (11/13)

Final Stats: 25-0 G-GS, 13.8 mpg, .393 FG%, .348 3FG%, 1.000 FT%, 1.4 rpg, 3.8 ppg

2018-19 GAME-BY-GAME

Date	Opponent	GS	FG	3FG	FT	Reb	A	TO	Blk	Stl	Pts
11/6	SAN FRANCISCO		0	0	0	2	0	2	0	1	0
11/9	SAN DIEGO		2	0	0	3	0	0	0	0	4
11/12	at Arkansas ²		0	0	2	1	0	0	0	1	2
11/17	vs. Texas A&M-CC ²										
11/18	at UT Arlington ²		0	0	0	1	1	1	0	0	0
11/20	vs. Sacramento State ¹										
11/23	at Indiana ²		0	0	0	0	0	0	0	0	0
11/29	NORTHERN ARIZONA		1	1	0	1	0	0	0	0	3
12/5	at Northern Illinois		0	0	0	2	1	0	0	1	0
12/16	WILLIAM JESSUP		5	3	0	4	1	0	1	1	13
12/22	at Arizona		0	0	0	2	0	1	0	0	0
12/28	at Loyola Marymount		0	0	0	2	0	0	0	0	0
12/30	at USC										
1/5	HOLY NAMES		0	0	2	1	0	0	0	0	2
1/10	at UC Irvine*										
1/12	at Long Beach State*		1	1	0	1	1	2	0	2	3
1/17	UC SANTA BARBARA*										
1/19	CAL POLY*										
1/26	at Hawai'i*		2	2	0	3	0	3	0	0	6
2/2	at UC Riverside*	*	2	1	4	3	6	0	0	1	9
2/7	at Cal Poly*	*	1	1	0	4	0	1	0	1	3
2/9	at UC Santa Barbara*	*	1	0	0	3	0	2	0	0	2
2/13	CSUN*	*	3	1	0	5	1	0	0	0	7
2/16	LONG BEACH STATE*	*	5	4	0	5	1	0	0	0	14
2/21	at Cal State Fullerton*	*	2	1	0	2	1	2	0	1	5
2/23	at CSUN*	*	1	0	0	4	1	0	0	1	2
2/28	UC IRVINE*	*	0	0	0	3	0	0	0	2	0
3/2	CAL STATE FULLERTON*										
3/7	HAWAII*										
3/9	UC RIVERSIDE*										

* - Big West Conference Game

1 - Neutral game at the Golden 1 Center (Sacramento, Calif.)

2 - Hardwood Showcase (Fayetteville, Ark; Arlington, Texas; Bloomington, Ind.)

SEASON HIGHS

Points..... 14, vs. Long Beach State (2/16)
Rebounds 5 (2x), last vs. Long Beach State (2/16)
Assists..... 6, at UC Riverside (2/2)
Field Goals..... 5 (2x), last vs. Long Beach State (2/16)
Three-Pointers..... 4, vs. Long Beach State (2/16)
Free Throws..... 4, at UC Riverside (2/2)
Blocks..... 1, vs. William Jessup (12/16)
Steals..... 2 (2x), last vs. UC Irvine (2/28)

CAREER HIGHS

Points..... 20, vs. William Jessup (12/9/17)
Rebounds 5 (4x), last vs. Long Beach State (2/16)
Assists..... 6, at UC Riverside (2/2)
Field Goals..... 6, vs. William Jessup (12/9/17)
Three-Pointers..... 6, vs. William Jessup (12/9/17)
Free Throws..... 4, at UC Riverside (2/2)
Blocks..... 2, at Cal Poly (2/15/18)
Steals..... 6, vs. Holy Names (12/30/17)



Scan to view Rogers Printup's
full bio at [UCDavisAggies.com](https://ucdavisaggies.com)

Printup's Career Stats

Season	gp-gs	min/avg	Total		3-Point		F-Throws		Rebounds				Scoring						
			fg-fga	pct	fg-fga	pct	ft-fga	pct	off	def	tot	avg	pts	avg	pts	avg	pts	avg	pts
2015-16	22-0	197/9.0	8-36	.222	8-34	.235	0-0	.000	2	21	23	1.0	14	0	4	3	3	5	24
2017-18	25-0	344/13.8	33-84	.393	23-66	.348	6-6	1.000	2	32	34	1.4	37	0	8	12	5	8	95
2018-19	21-8	371/17.7	26-67	.388	15-50	.300	8-9	.889	9	43	52	2.5	36	1	14	14	1	12	75
TOTAL	68-8	912/13.4	67-187	.358	46-150	.307	14-15	.933	13	96	109	1.6	87	1	26	29	9	25	194

2016-17

- Redshirted

2015-16

- Ended with four rebounds vs. UC Riverside (1/21)
- Grabbed one rebound in his first career Big West home game, vs. CSUN (1/14)
- Set a new season high by scoring six points, on a season-high two threes, at UC Irvine (1/7)
- Logged a season-high 22 minutes and finished with five rebounds, another season/career high vs. Holy Names (1/2)
- Tied five season/career highs at Seattle (12/28): points (3), field goals, three-point field goals, rebounds and steals (1)
- Finished with a steal, rebound and assist vs. Idaho (12/22)
- Recorded his first rebound, assist and steal as an Aggie vs. Fresno Pacific (11/18)
- Scored three points, on his only field goal attempt of the evening, in his UC Davis debut vs. North Dakota State (11/13)

Final Stats: 22-0 G-GS, 9.0 mpg, .222FG%, .235 3FG%, .000 FT%, 1.0 rpg, 1.1 ppg

ORANGE LUTHERAN HS '15

- Earned first team all-league and second team All-CIF as a senior
- Averaged 15.5 points and five rebounds per game in his final season at OLHS
- Posted averages of 14 points, six rebounds and one steal per game as a junior
- Junior All-State and All-CIF Division 1AA Southern Section accolades were received that year

PERSONAL

- The youngest member on Team USA's Deaf Men's Basketball National Team when the squad competed at the World Deaf Basketball Games in Taoyuan, Taiwan, last July; the team returned won silver and jumped four spots in the world rankings; Printup hit the game-winning free throws in his team's semifinal game vs. Russia
- Mother is Erika Printup
- Most people do not know that he plays the cello
- Earning a 4.0 GPA is his proudest personal accomplishment
- Non-sports hero is his family

PLAYER INFORMATION - AJ JOHN



AJ JOHN

Forward
6-8 • 225 • Senior
Mountain View, Calif./Pepperdine
Psychology

2018-19

- Ended with 10 points on 4 of 5 shooting from the floor which included a pair of threes in as many attempts, vs. Long Beach State (2/16)
- Collected a career-high four assists vs. CSUN (2/13)
- Played a key role in his team's game at UC Santa Barbara (2/9) with his defense, and by knocking down a three late in the game to help his team take the lead for good
- Exploded for a season-high 16 points on 6 of 9 shooting overall, and 4 of 7 from three at Hawai'i (1/26)
- His six baskets were another season high, and his three steals are a new career high
- Collected six rebounds at UC Irvine (1/10)
- Recorded a season-high three assists and blocked a career-high two shots at Northern Illinois (12/5)
- Four of his five field goals were made from three, and he finished with 14 points on 50 pct. shooting overall at Indiana (11/23)
- Hit the game-tying three, scored a season-high 11 points on three three-point field goals, another season high, vs. Texas A&M-Corpus Christi (11/17)
- One of the team's five-member senior class

2017-18

- Three of his five baskets were hit from three, and scored all 13 of his game-high points in the second half vs. Cal State Fullerton (3/9) in the semifinal round of the Big West Tournament
- He has now scored 13 points in seven games, second only to his career high of 20
- That night was the first time led the team in scoring this season
- Two of his four field goals were scored from three vs. UC Riverside (3/8); finished with 13 points by hitting all three shots at the line
- It was his three in double overtime that sealed the victory at UC Irvine, which led to the Aggies winning their third league title in the last four years
- Six of his seven buckets were from three, both career highs, as was his 20 points, the first time he reached that scoring mark as an Aggie
- Three of his four field goals vs. Hawai'i were hit from three; finished with 11 points and seven rebounds
- Finished with a career-high 13 points for the third straight game by hitting a career-high four threes, and a free throw, vs. UC Riverside (2/24)

2018-19 GAME-BY-GAME

Date	Opponent	GS	FG	3FG	FT	Reb	A	TO	Blk	Stl	Pts
11/6	SAN FRANCISCO										
11/9	SAN DIEGO	*	0	0	0	9	0	1	1	0	0
11/12	at Arkansas ²	*	1	1	0	1	1	0	0	1	3
11/17	vs. Texas A&M-CC ²	*	3	3	2	7	1	3	1	0	11
11/18	at UT Arlington ²	*	1	1	2	5	0	0	0	0	5
11/20	vs. Sacramento State ¹	*	0	0	0	6	1	0	1	0	0
11/23	at Indiana ²	*	5	4	0	1	1	3	0	0	14
11/29	NORTHERN ARIZONA	*	2	0	2	4	3	0	0	2	4
12/5	at Northern Illinois	*	2	1	0	4	3	2	2	0	5
12/16	WILLIAM JESSUP										
12/22	at Arizona										
12/28	at Loyola Marymount										
12/30	at USC										
1/5	HOLY NAMES										
1/10	at UC Irvine*		1	0	0	6	1	1	0	0	2
1/12	at Long Beach State*		1	0	0	2	1	1	0	2	2
1/17	UC SANTA BARBARA*		3	1	0	4	1	2	1	0	7
1/19	CAL POLY*		0	0	0	2	0	0	0	1	0
1/26	at Hawai'i*		6	4	0	3	0	2	1	3	16
2/2	at UC Riverside*		0	0	0	0	0	0	0	1	0
2/7	at Cal Poly*										
2/9	at UC Santa Barbara*		3	2	1	4	0	0	1	0	9
2/13	CSUN*		1	0	1	1	4	1	0	0	3
2/16	LONG BEACH STATE*		4	2	0	3	1	2	0	0	10
2/21	at Cal State Fullerton*		1	1	0	4	0	0	0	1	3
2/23	at CSUN*		0	0	1	2	1	0	0	1	1
2/28	UC IRVINE*		0	0	0	3	1	0	0	1	0
3/2	CAL STATE FULLERTON*										
3/7	HAWAII*										
3/9	UC RIVERSIDE*										

* - Big West Conference Game

1 - Neutral game at the Golden 1 Center (Sacramento, Calif.)

2 - Hardwood Showcase (Fayetteville, Ark; Arlington, Texas; Bloomington, Ind.)

SEASON HIGHS

Points.....	16, at Hawai'i (1/26)
Rebounds.....	9, vs. San Diego (1/9)
Assists.....	4, vs. CSUN (2/13)
Field Goals.....	6, at Hawai'i (1/26)
Three-Pointers.....	4 (2x), last at Hawai'i (1/26)
Free Throws.....	2 (2x), last at UT Arlington (11/18)
Blocks.....	2, at Northern Illinois (12/5)
Steals.....	3, at Hawai'i (1/26)

CAREER HIGHS (UC Davis)

Points.....	20, at UC Irvine (3/3/18)
Rebounds.....	10, at Nevada (12/19/17)
Assists.....	4, vs. CSUN (2/13)
Field Goals.....	7, at UC Irvine (3/3/18)
Three-Pointers.....	6, at UC Irvine (3/3/18)
Free Throws.....	6, vs. William Jessup (12/9/17)
Blocks.....	2 (4x), last at Northern Illinois (12/5)
Steals.....	3, at Hawai'i (1/26)



Scan to view AJ John's
full bio at UCDavisAggies.com

John's Career Stats (*-stats from previous school)

			Total		3-Point		F-Throws		Rebounds											Scoring	
Season	gp-gs	min/avg	fg-fga	pct	fg-fga	pct	ft-fa	pct	off	def	tot	avg	pf	fo	ast	to	blk	stl	pts	avg	
2014-15*	24-5	251/10.5	12-34	.353	0-1	.000	4-9	.444	15	40	55	2.3	44	0	1	13	9	3	28	1.2	
2015-16*	31-0	361/11.6	24-61	.393	0-5	.000	14-19	.737	21	57	78	2.5	63	1	6	23	15	7	62	2.0	
2017-18	33-13	695/21.1	94-197	.477	45-117	.385	28-36	.778	40	91	131	4.0	89	2	14	28	15	9	261	7.9	
2018-19	20-8	430/21.5	34-114	.298	20-82	.244	7-20	.350	19	52	71	3.6	47	2	20	18	8	13	95	4.8	
TOTAL	53-21	1125/21.2	128-311	.412	65-199	.327	35-56	.625	59	143	202	3.8	136	4	34	46	23	22	356	6.7	
All*	108-26	1737/16.1	164-406	.404	65-205	.317	53-84	.631	95	240	335	3.1	243	5	41	82	47	32	446	4.1	

AJ JOHN - CONTINUED

- Matched four career highs by recording 13 points (for the second game in a row and fourth time this season), five field goals, three three-pointers and two blocks at UC Santa Barbara (2/17)
- UC Davis is 3-1 in those four games that John posted a career-high point total
- Scored a career-high 13 points, on five field goals (another career high), blocked a shot and grabbed four rebounds at Cal Poly (2/15)
- Two of his seven rebounds were collected on offense to help the Aggies outrebound CSUN (2/1) 9-4 in that category
- Notched his third double-figure scoring game in the Aggies' last four played by sinking 4 of 6 from the floor and a career-high 3 of 4 from three vs. Cal Poly (1/27); also recorded a game-high six rebounds
- Scored 13 points on an efficient 5-for-6 shooting, for the second straight game, and recorded five rebounds at Hawai'i (1/20)
- Notched his fifth double-figure scoring total by finishing with a career-high 13 points, on five field goals and three threes, both career highs, vs. Long Beach State (1/17); also blocked a career-high two shots that night
- Scored nine points and finished with five rebounds in his second start of the season, at Cal State Fullerton (1/13); also blocked a career-high two shots
- Collected five rebounds at UC Riverside (1/11)
- Finished with 11 points and nine rebounds, one shy of a career high in each category, and earned three assists vs. William Jessup (12/30)
- Named to the starting lineup for the first time as an Aggie, and hit two of his four field goals from three vs. Lamar (12/22)
- Earned his first double-double as an Aggie when he finished with 11 points and a game-high 10 rebounds at Nevada (12/19)
- That game against the Wolf Pack also marked the first double-digit rebound total as an Aggie
- Of his 10 rebounds collected at Nevada, a game-high six were on the offensive glass; by comparison, the Wolf Pack collected eight offensive boards as a team
- Grabbed a career-high seven rebounds and scored all six of his points at the line, another career high, vs. William Jessup (12/9)
- Scored five points and grabbed a career-high eight rebounds at Washington State (12/2)
- Connected on all four of his free throw attempts at Washington (11/26)
- Set season-high numbers by finishing with 12 points, five field goals, two 3FGs, and four rebounds in the Aggies' Golden 1 Center game vs. Sacramento State (11/21)
- Recorded five points, which included one field goal from three, at Utah Valley (11/18)
- Scored seven points, the first of his UC Davis career, hit a three and collected three rebounds at Pacific (11/15)
- Made his UC Davis debut at Northern Colorado (11/13)

Final Stats: 33-13 G-GS, 21.1 mpg, .477 FG%, .385 3FG%, .778 FT%, 4.0 rpg, 7.9 ppg

2016-17

- One of UC Davis basketball's four newcomers
- Redshirted due to NCAA transfer rules

PEPPERDINE (2014-16)

- With John on roster, Pepperdine is the only West Coast Conference school, outside of BYU, Gonzaga and Saint Mary's, to post winning overall and league records in the last two seasons
- Pepperdine earned fourth-place finishes thanks to John; the 2003-04 season marked the last time the Waves finished among the WCC's top programs

MARIA CARILLO HS '14


- Led the Pumas to one of its most successful seasons in program history when the team ended the 2013-14 season with a 20-9 record and a deep run in the North Coast Section playoffs

- Averaged 15 points and eight rebounds as a senior
- Earned All-Empire first team and All-North Coast Section honors during the final two years of his high school career
- Led his team in scoring, rebounding, blocks and steals as a junior

PERSONAL

- The oldest of Avelon John's two children
- Mykhail is his younger sibling
- Madison Square Garden is his favorite facility that he has competed in

PLAYER INFORMATION - CAMERON BA



CAMERON BA

Guard
6-3 • 175 • Freshman
Alameda, Calif./St. Joseph Notre Dame HS '18
Undeclared

2018-19

- Slated to redshirt the 2018-19 season
- One of UC Davis basketball's four newcomers

ST. JOSEPH NOTRE DAME HS '18

- Earned four varsity letters
- Averaged 11.0 ppg as a sophomore
- That season, his team won North Coast Section and CIF State Division V championships
- The following season, Ba averaged 14.0 ppg for a squad that posted a perfect 12-0 league record and won a NCS Division IV title
- Named team co-captain his junior season; also earned all-league first team honors
- Selected team co-captain, collected all-league first team and conference playoff MVP accolades
- Averaged 11.0 ppg, 6.4 rpg, 3.4 apg and 2.0 spg, led the team in minutes played per game and led St. Joseph to another undefeated conference record
- That season, SJND advanced to the NCS championship game
- Ended his career with 1,271 points and 213 three-point baskets

PERSONAL

- The oldest of Yvonne and Mbissane Ba's two children
- Alexa is his sister
- His mother attended UC Davis and graduated in 1991
- Sleep Train Arena is his favorite facility that he has played in
- Winning a state championship during his sophomore season is his career sports highlight
- Favorite movie is Spider Man
- Hobbies include playing ping pong, chess and watching football
- Chose UC Davis because several family members are Aggie alums, the school's academics are world-class, the opportunity to compete for a successful Division I program, the sense of community and coaching staff

2018-19 GAME-BY-GAME

Date	Opponent	GS	FG	3FG	FT	Reb	A	TO	Blk	Stl	Pts
11/6	SAN FRANCISCO										Did not play
11/9	SAN DIEGO										Did not play
11/12	at Arkansas ²										Did not play
11/17	vs. Texas A&M-CC ²										Did not play
11/18	at UT Arlington ²										Did not play
11/20	vs. Sacramento State ¹										Did not play
11/23	at Indiana ²										Did not play
11/29	NORTHERN ARIZONA										Did not play
12/5	at Northern Illinois										Did not play
12/16	WILLIAM JESSUP										Did not play
12/22	at Arizona										Did not play
12/28	at Loyola Marymount										Did not play
12/30	at USC										Did not play
1/5	HOLY NAMES										Did not play
1/10	at UC Irvine*										Did not play
1/12	at Long Beach State*										Did not play
1/17	UC SANTA BARBARA*										Did not play
1/19	CAL POLY*										Did not play
1/26	at Hawai'i*										Did not play
2/2	at UC Riverside*										Did not play
2/7	at Cal Poly*										Did not play
2/9	at UC Santa Barbara*										Did not play
2/13	CSUN*										Did not play
2/16	LONG BEACH STATE*										Did not play
2/21	at Cal State Fullerton*										Did not play
2/23	at CSUN*										Did not play
2/28	UC IRVINE*										Did not play
3/2	CAL STATE FULLERTON*										Did not play
3/7	HAWAII*										Did not play
3/9	UC RIVERSIDE*										Did not play

* - Big West Conference Game

1 - Neutral game at the Golden 1 Center (Sacramento, Calif.)

2 - Hardwood Showcase (Fayetteville, Ark; Arlington, Texas; Bloomington, Ind.)

SEASON HIGHS

Points.....	N/A
Rebounds	N/A
Assists.....	N/A
Field Goals.....	N/A
Three-Pointers.....	N/A
Free Throws.....	N/A
Blocks.....	N/A
Steals.....	N/A

CAREER HIGHS

Points.....	N/A
Rebounds	N/A
Assists.....	N/A
Field Goals.....	N/A
Three-Pointers.....	N/A
Free Throws.....	N/A
Blocks.....	N/A
Steals.....	N/A



Scan to view Cameron Ba's
full bio at [UCDavisAggies.com](https://ucdavisaggies.com)

PLAYER INFORMATION - JONAH UNDERWOOD



JONAH UNDERWOOD

Forward
6-8 • 220 • Junior
San Jose, Calif./San Jose City College
Political Science

2018-19

- Finished with two points by hitting his only shot taken vs. CSUN (2/13)
- Posted a career-high four points and three rebounds vs. Holy Names (1/5)
- Finished with two points and three rebounds for the second straight game when the Aggies faced LMU (12/28)
- In his 10 minutes at Arizona (12/22), Underwood scored two points, grabbed three rebounds and recorded a steal — all season highs
- Recorded an assist in his first game as an Aggie vs. William Jessup (12/16)
- Will make his UC Davis debut this season after redshirting the 2017-18 season

2017-18

- One of UC Davis basketball's eight newcomers
- Redshirted

SAN JOSE CITY COLLEGE (2015-17)

- Only player to start all 24 games for the Jaguars during his sophomore season
- Recorded team-high marks in scoring (20.2 points), rebounding (10.7) and blocked shots (2.8) per game
- In addition to averaging a double-double, he also posted a .483 field goal percentage, the highest among all SJCC starters
- Finished the season ranked No. 2 and No. 5 among all California junior college players in blocks and rebounds per game, respectively
- Received first team All-Coast Conference accolades
- Class salutatorian

WILLOW GLEN HS '15

- Averaged 18 points and 16 rebounds during his senior season, leading to All-Blossom Valley Athletic League recognition and a berth in the Central Coast South Section quarterfinals
- Also competed in track & field, taking third in the Central Coast Section for triple jump with a personal best of 44'1" his final year
- Attended Bellarmine College Preparatory for three years prior to ending his high school career at Willow Glen

PERSONAL

- Born in Mountain View, Calif.
- Parents are Darrin and Beth Underwood
- Has a sister, Isabella
- Father played basketball at Santa Clara
- Something most don't know about him is his ability to ride a unicycle

2018-19 GAME-BY-GAME

Date	Opponent	GS	FG	3FG	FT	Reb	A	TO	Blk	Stl	Pts
11/6	SAN FRANCISCO										Did not play
11/9	SAN DIEGO										Did not play
11/12	at Arkansas ²										Did not play
11/17	vs. Texas A&M-CC ²										Did not play
11/18	at UT Arlington ²										Did not play
11/20	vs. Sacramento State ¹										Did not play
11/23	at Indiana ²										Did not play
11/29	NORTHERN ARIZONA										Did not play
12/5	at Northern Illinois										Did not play
12/16	WILLIAM JESSUP		0	0	0	0	1	0	0	0	0
12/22	at Arizona		0	0	2	3	0	0	1	0	2
12/28	at Loyola Marymount		1	0	0	3	0	0	0	0	2
12/30	at USC										Did not play
1/5	HOLY NAMES		2	0	0	3	0	0	0	0	4
1/10	at UC Irvine*										Did not play
1/12	at Long Beach State*										Did not play
1/17	UC SANTA BARBARA*										Did not play
1/19	CAL POLY*										Did not play
1/26	at Hawai'i*		0	0	0	0	0	0	0	0	0
2/2	at UC Riverside*										Did not play
2/7	at Cal Poly*										Did not play
2/9	at UC Santa Barbara*										Did not play
2/13	CSUN*		1	0	0	0	0	0	0	0	2
2/16	LONG BEACH STATE*										Did not play
2/21	at Cal State Fullerton*										Did not play
2/23	at CSUN*										Did not play
2/28	UC IRVINE*										Did not play
3/2	CAL STATE FULLERTON*										Did not play
3/7	HAWAII*										Did not play
3/9	UC RIVERSIDE*										Did not play

* - Big West Conference Game

1 - Neutral game at the Golden 1 Center (Sacramento, Calif.)

2 - Hardwood Showcase (Fayetteville, Ark; Arlington, Texas; Bloomington, Ind.)

SEASON HIGHS

Points.....	4, vs. Holy Names (1/5)
Rebounds.....	3 (3x), last vs. Holy Names (1/5)
Assists.....	1, vs. William Jessup (12/16)
Field Goals.....	2, vs. Holy Names (1/5)
Three-Pointers.....	N/A
Free Throws.....	2, at Arizona (12/22)
Blocks.....	1, at Arizona (12/22)
Steals.....	N/A

CAREER HIGHS

Points.....	4, vs. Holy Names (1/5)
Rebounds.....	3 (3x), last vs. Holy Names (1/5)
Assists.....	1, vs. William Jessup (12/16)
Field Goals.....	2, vs. Holy Names (1/5)
Three-Pointers.....	N/A
Free Throws.....	2, at Arizona (12/22)
Blocks.....	1, at Arizona (12/22)
Steals.....	N/A



Scan to view Jonah Underwood's
full bio at [UCDavisAggies.com](https://ucdavisaggies.com)

Underwood's Career Stats

Season	gp-gs	min/avg	Total fg-fga	pct	3-Point fg-fga	pct	F-Throws ft-fa	pct	Rebounds off	def	tot	avg	pf	fo	ast	to	blk	stl	Scoring pts	avg
2018-19	6-0	39/6.5	4-5	.800	0-0	.000	2-2	1.000	2	7	9	1.5	11	0	1	0	0	1	10	1.7
TOTAL	6-0	39/6.5	4-5	.800	0-0	.000	2-2	1.000	2	7	9	1.5	11	0	1	0	0	1	10	1.7

PLAYER INFORMATION - GARRISON GOODE



GARRISON GOODE

Forward
6-7 • 225 • Senior
River Hills, Wisc./Dominican HS '15
Economics

"Good"

2018-19

- Collected a season-high six rebounds, in addition to scoring eight points vs. UC Irvine (2/28)
- Scored 12 points, thanks to a season-high six free throws, combined with his 3 of 4 shooting from the floor, and collected a season-high six rebounds vs. Long Beach State (2/16)
- Sank a season-high five free throws and tied another season high with three steals vs. UC Santa Barbara (1/17)
- Posted a perfect stat line when he hit all four of his shots from the floor, and both at the line, in addition to blocking three shots and recording a career-high three steals vs. Holy Names (1/5)
- Scored eight points and finished with a career-high five assists and three steals at USC (12/30)
- Also finished with a season-high six rebounds against the Trojans
- On 5 of 8 shooting, Goode scored a season-high 13 points at Arizona (12/22)
- Led all Aggies with six rebounds vs. Northern Arizona (11/29)
- Grabbed a team-high six rebounds (nearly one-fourth of his team's total) at Indiana (11/23)
- Collected five rebounds in each of the Aggies' two Texas road games vs. Texas A&M Corpus Christi (11/17) and at UT Arlington (11/18)
- Finished with a team-high eight points, two blocks, and hit all four free throws vs. USF (11/6) in the team's season opener
- One of the Aggies' five-member senior class

2017-18

- Recorded a team-high seven rebounds vs. Cal State Fullerton (3/9) in the Big West Tournament semifinals
- Set new season highs at UC Irvine (3/3) by finishing with 16 points and six field goals to help the team clinch its third title in the last four years
- Recorded a season-high eight rebounds at UC Santa Barbara (2/23)
- Scored a career-high 14 points, on a career high five field goals two games later when UC Davis hosted Cal State Fullerton (2/10)
- Scored a career-high 14 points, which included a career-high eight free throws, at Long Beach State (2/3)
- Tied a career high, and set a new season high with three steals at CSUN (2/1)
- Hit both shots from the field and only attempt at the line vs. Cal Poly (1/27) to finish with five points, in addition to five rebounds
- Scored six points, on 3 of 4 shooting, and grabbed five rebounds vs. CSUN (1/26)

2018-19 GAME-BY-GAME

Date	Opponent	GS	FG	3FG	FT	Reb	A	TO	Blk	Stl	Pts
11/6	SAN FRANCISCO	*	2	0	4	5	0	3	2	0	8
11/9	SAN DIEGO	*	0	0	2	0	0	2	0	0	2
11/12	at Arkansas ²	*	3	0	0	5	0	2	0	0	6
11/17	vs. Texas A&M-CC ²	*	2	0	2	5	0	2	0	0	6
11/18	at UT Arlington ²	*	2	0	1	5	0	1	1	0	5
11/20	vs. Sacramento State ¹	*	2	0	2	5	0	2	0	0	6
11/23	at Indiana ²	*	2	0	0	6	1	2	1	1	4
11/29	NORTHERN ARIZONA	*	0	0	3	6	1	0	0	2	3
12/5	at Northern Illinois	*	3	0	0	5	0	0	0	1	6
12/16	WILLIAM JESSUP	*	1	0	0	3	3	1	0	1	2
12/22	at Arizona	*	5	0	3	0	1	0	1	1	13
12/28	at Loyola Marymount	*	2	0	0	1	1	0	0	0	4
12/30	at USC	*	4	0	0	6	5	2	0	3	8
1/5	HOLY NAMES	*	4	0	2	0	1	2	3	3	10
1/10	at UC Irvine*	*	2	0	1	4	2	1	0	1	5
1/12	at Long Beach State*	*	0	0	2	1	2	3	0	1	2
1/17	UC SANTA BARBARA*	*	1	0	5	3	3	1	0	3	7
1/19	CAL POLY*	*	1	0	1	1	0	1	0	2	3
1/26	at Hawai'i*	*	0	0	0	0	0	2	0	1	0
2/2	at UC Riverside*	*	0	0	0	2	1	0	1	1	0
2/7	at Cal Poly*	*	2	0	0	0	0	1	0	0	4
2/9	at UC Santa Barbara*	*	1	0	4	4	3	1	0	1	6
2/13	CSUN*	*	0	0	0	1	1	0	0	2	0
2/16	LONG BEACH STATE*	*	3	0	6	6	1	2	1	0	12
2/21	at Cal State Fullerton*	*	1	0	2	2	0	1	0	0	4
2/23	at CSUN*	*	2	0	1	3	0	1	2	0	5
2/28	UC IRVINE*	*	4	0	0	6	1	0	1	0	8
3/2	CAL STATE FULLERTON*										
3/7	HAWAII*										
3/9	UC RIVERSIDE*										

* - Big West Conference Game

1 - Neutral game at the Golden 1 Center (Sacramento, Calif.)

2 - Hardwood Showcase (Fayetteville, Ark; Arlington, Texas; Bloomington, Ind.)

SEASON HIGHS

Points.....	13, at Arizona (12/22)
Rebounds	6 (5x), last vs. UC Irvine (3/1)
Assists.....	5, at USC (12/30)
Field Goals.....	5, at Arizona (12/22)
Three-Pointers.....	N/A
Free Throws.....	6, vs. Long Beach State (2/16)
Blocks.....	2, vs. San Francisco (11/6)
Steals.....	3 (3x), last vs. UC Santa Barbara (1/17)

CAREER HIGHS

Points.....	16, at UC Irvine (3/3/18)
Rebounds	12, vs. Holy Names (11/17/16)
Assists.....	5, at USC (12/30)
Field Goals.....	6, at UC Irvine (3/3/18)
Three-Pointers.....	N/A
Free Throws.....	8, at Long Beach State (2/3/18)
Blocks.....	2 (2x), last vs. San Francisco (11/6/18)
Steals.....	3 (5x), last vs. UC Santa Barbara (1/17)



Scan to view Garrison Goode's
full bio at UCDavisAggies.com

Goode's Career Stats

			Total		3-Point		F-Throws		Rebounds											Scoring	
Season	gp-gs	min/avg	fg-fga	pct	fg-fga	pct	ft-fta	pct	off	def	tot	avg	pf	fo	ast	to	blk	stl	pts	avg	
2015-16	29-4	441/15.2	17-50	.340	0-1	.000	10-27	.370	25	36	61	2.1	44	1	12	21	6	14	44	1.5	
2016-17	25-5	533/21.3	25-56	.446	0-0	.000	14-35	.400	39	59	98	3.9	56	1	18	23	4	16	64	2.6	
2017-18	32-32	905/28.3	58-121	.479	0-0	.000	37-66	.561	49	71	120	3.8	88	5	24	41	14	23	153	4.8	
2018-19	27-19	708/26.2	49-87	.563	0-0	.000	41-61	.672	45	40	85	3.1	69	2	27	32	13	24	139	5.1	
TOTAL	113-60	2587/22.9	149-314	.475	0-1	.000	102-189	.540	158	206	364	3.2	257	9	81	117	37	77	400	3.5	

GARRISON GOODE - CONTINUED

- Set or tied season highs with eight points, four assists and two steals vs. Lamar (12/22)
 - Finished with six points, on 3 or 5 shooting, at Nevada (12/19)
 - Scored seven points and tied a season high with seven rebounds at Washington State (12/2)
 - Set new season highs of eight points, seven rebounds, four field goals and two assists at Washington (11/26)
 - Finished with five rebounds in the Aggies' Golden 1 Center game vs. Sacramento State (11/21)
 - Scored seven points, recorded three rebounds and two steals in the Aggies' season opener at Northern Colorado (11/13)
- Final Stats:** 32-32 G-GS, 28.3 mpg, .479 FG%, .000 3FG%, .561 FT%, 3.8 rpg, 4.8 ppg

2016-17

- Grabbed six rebounds throughout the Aggies' Big West Tournament Championship game vs. UC Irvine (3/1)
 - Recorded a career-high three steals, and finished with four rebounds vs. Hawai'i (3/2)
 - Pulled five rebounds at Cal State Fullerton (2/18)
 - Tied a career high with two steals, and finished with three boards vs. Cal State Fullerton (2/8)
 - Two days later at UC Santa Barbara (2/4), Goode collected five rebounds
 - Finished with four rebounds and an assist at Cal Poly (2/2)
 - Blocked a shot, recorded an assist and scored three points on an and-1 situation at Hawai'i (1/21)
 - Collected seven rebounds, one shy of a game high and the most against a D-I opponent this season, vs. Cal Poly (1/7)
 - Recorded six rebounds for the second straight game, and blocked a shot in the Aggies' Big West opener vs. UCSB (1/4)
 - His six rebounds vs. Utah Valley (12/31) match a career high against Div. I opposition, originally set at UC Santa Barbara (2/20/16)
 - Scored five points and recorded three rebounds, his highest figures since he returned to action after missing eight games, at Seattle U (12/28)
 - Recorded three rebounds and one steal at Air Force (12/22)
 - Fell one point shy of recording his first career double-double in UC Davis' home opener (11/17); 12 rebounds, four assists and four field goals are a new career high
 - Connected on all three field goal attempts and posted a career-high nine points vs. Northern Arizona (11/13)
- Final Stats:** 25-5 G-GS, 21.3 mpg, .446 FG%, .000 3FG%, .400 FT%, 3.9 rpg, 2.6 ppg

2015-16

- Finished with six rebounds, the most recorded against a Division I opponent, at UC Santa Barbara (2/20)
- Scored two points and finished with three rebounds in his first home Big West game vs. CSUN (1/14)
- His six points and eight rebounds against Holy Names (1/2) were season highs; those were two of six season/career highs either set, or tied that day
- Scored three points and finished with three rebounds in his first-ever start as an Aggie at Seattle (12/28)
- Matched a season high by scoring four points, and set another one by recording two field goals vs. Idaho (12/22)
- Tied a career high, originally set at Sacramento State (12/2) by finishing with three rebounds at Utah Valley (11/28)
- Recorded his first field goal, free throw, rebound, points, assist, block and steal as an Aggie vs. Fresno Pacific (11/18)

DOMINICAN HS '15

- Averaged 9.7 points, 4.4 rebounds and 1.7 assists for a Dominican High School team that posted a 24-3 record and captured a Division IV state title in 2015

- Earned first team all-conference and all-state honorable mention as a senior

PERSONAL

- One of Kimberley and Andre Goode's three children
- His father played basketball at Northwestern
- Not many people know that architecture intrigues him
- Watching his older sister compete in the NCAA Volleyball Final Four during her freshman season is his proudest personal accomplishment
- Winning a state championship is his career sports highlight
- Chose UC Davis because the coaches are great, his teammates are amazing and the team is competitive

3-2 vs. Cal State Fullerton >> The Pavilion >> Davis, Calif.

Nov. 6, 2018

San Francisco 76, UC Davis 42

Davis, Calif. (The Pavilion)

USF 76 • 1-0

#	Player	Total		3-Ptr		Rebounds			PF	TP	A	TO	Blk	Stl	Min
		FG-FGA	FG-FGA	FT-FTA	Off Def Tot	PF	TP	A							
15	RENPRO, Nate	f	3-6	0-1	1-3	2	4	6	2	7	1	4	1	1	23
05	LULL, Jimbo	c	4-7	0-0	1-2	3	3	6	2	9	1	0	0	1	19
02	FERRARI, Frankie	g	1-4	0-3	0-0	1	3	4	1	2	7	1	0	0	25
14	MINLEND, Charles	g	7-11	0-4	2-3	0	2	2	1	16	0	0	0	0	28
25	RATINHO, Jordan	g	5-8	4-6	0-0	1	2	3	2	14	1	2	0	3	25
01	BOUYEA, Jamarée	g	3-6	0-1	0-0	0	5	5	4	6	2	3	2	2	23
03	ORLICH, Michael	g	0-0	0-0	0-0	0	0	0	0	0	0	0	0	0	2
10	MCCARTHY, Matt	g	5-7	0-0	1-2	1	7	8	2	11	0	0	0	0	9
11	RAITANEN, Remu	g	3-7	2-5	0-0	0	5	5	2	8	4	0	0	2	26
12	ANDERSON, Trevante	g	0-1	0-1	1-2	0	0	0	1	1	2	2	0	0	11
21	BELQUIST, Dylan	g	0-3	0-1	0-0	0	0	0	0	0	0	0	0	0	3
34	JURKATAMM, Taavi	g	1-1	0-0	0-0	2	0	2	3	2	0	0	0	1	6
Team					1	1	2								
Totals			32-61	6-22	6-12	11	32	43	20	76	18	12	3	10	200

FG % 1st Half: 20-34 58.8% 2nd half: 12-27 44.4% Game: 32-61 52.5%
3FG % 1st Half: 4-12 33.3% 2nd half: 2-10 20.0% Game: 6-22 27.3%
FT % 1st Half: 2-3 66.7% 2nd half: 4-9 44.4% Game: 6-12 50.0%

UC Davis 42 • 0-1

#	Player	Total		3-Ptr		Rebounds			PF	TP	A	TO	Blk	Stl	Min
		FG-FGA	FG-FGA	FT-FTA	Off Def Tot	PF	TP	A							
44	Goode, Garrison	f	2-3	0-0	4-4	2	3	5	4	8	0	3	2	0	21
13	Neufeld, Matt	c	3-6	0-0	2-2	1	0	1	4	8	0	0	1	0	17
00	Shorts II, TJ	g	1-8	0-1	0-0	0	3	3	2	3	6	0	0	1	28
05	Schneider, Siler	g	2-10	0-5	2-2	0	2	2	1	6	3	2	0	1	23
11	Fuller, Caleb	g	1-3	1-2	2-2	0	4	4	1	5	0	1	0	2	19
01	Squire, Damion	g	1-4	0-0	1-2	0	0	0	0	3	1	2	0	2	12
02	Gonzalez, Stefan	g	3-7	2-4	0-0	1	7	8	1	8	0	0	0	0	28
03	Nelson, Gio	g	1-4	0-3	0-0	1	0	1	2	0	0	0	0	0	7
21	Russell, Colin	g	0-0	0-0	0-0	0	0	0	1	0	0	1	0	0	8
22	Mooney, Joe	g	0-4	0-2	0-0	0	2	2	0	0	0	1	0	0	15
23	Printup, Rogers	g	0-2	0-2	0-0	0	2	2	0	0	0	2	0	1	21
Team					0	0	0								
Totals			14-51	3-19	11-12	5	23	28	16	42	7	18	3	7	200

FG % 1st Half: 9-25 36.0% 2nd half: 5-26 19.2% Game: 14-51 27.5%
3FG % 1st Half: 2-8 25.0% 2nd half: 1-11 9.1% Game: 3-19 15.8%
FT % 1st Half: 6-6 100.0 2nd half: 5-6 83.3% Game: 11-12 91.7%

Officials: Kurt Walker, Martin Cichocki, Mark Fulton
Technical fouls: USF-None. UC Davis-None.

Attendance: 1891

Courtside Technician: Tim Ornelas

Score by periods	1st	2nd	Total
USF	46	30	76
UC Davis	26	16	42

Points	In Paint	Off T/O	2nd Chance	Fast Break	Bench
USF	50	24	8	8	28
UCD	22	7		2	13

Last FG - USF 2nd-00:32, UCD 2nd-07:13.
Largest lead - USF by 34 2nd-04:50, UCD by 2 1st-19:47.
USF led for 38:45, UCD led for 00:19. Game was tied for 00:56.

Score tied - 1 time.
Lead changed - 1 time.

Nov. 9, 2018

San Diego 76, UC Davis 57

Davis, Calif. (The Pavilion)

San Diego 76 • 2-0

#	Player	Total		3-Ptr		Rebounds			PF	TP	A	TO	Blk	Stl	Min
		FG-FGA	FG-FGA	FT-FTA	Off Def Tot	PF	TP	A							
00	PINEIRO, Isiah	f	11-19	2-5	4-5	2	6	8	3	28	6	1	0	1	37
25	MASSALSKI, Yauhen	f	4-5	0-0	0-1	2	3	5	3	8	1	2	0	0	23
01	WILLIAMS, Tyler	g	3-8	1-6	1-2	1	4	5	2	8	1	0	0	2	34
03	CARTER III, Olin	g	7-13	2-7	0-1	0	6	6	1	16	3	1	0	2	37
22	WRIGHT, Isiah	g	3-10	2-7	2-2	0	4	4	10	5	4	0	1	1	32
02	CALCATERRA, Joey	g	1-3	1-2	0-0	0	2	2	1	3	1	0	0	0	13
04	SCHAFER, Mitch	g	0-0	0-0	0-0	0	0	0	0	0	0	0	0	0	1
13	MARTINEZ, Jose	g	0-1	0-0	1-2	1	0	1	0	1	0	1	0	0	4
14	FERGUSON, Andrew	g	0-0	0-0	0-0	0	0	0	0	0	0	0	0	0	1
15	FLORESCA, Alex	g	1-1	0-0	0-0	1	4	5	3	2	1	0	0	0	16
20	MOSS, Devin	g	0-0	0-0	0-0	0	0	0	1	0	0	0	0	0	1
32	GILLIAM, Jake	g	0-0	0-0	0-0	0	0	0	0	0	0	0	0	0	1
Team					0	1	1								
Totals			30-60	8-27	8-13	7	30	37	18	76	18	8	0	6	200

FG % 1st Half: 16-31 51.6% 2nd half: 14-29 48.3% Game: 30-60 50.0%
3FG % 1st Half: 3-12 25.0% 2nd half: 5-15 33.3% Game: 8-27 29.6%
FT % 1st Half: 2-4 50.0% 2nd half: 6-9 66.7% Game: 8-13 61.5%

UC Davis 57 • 0-2

#	Player	Total		3-Ptr		Rebounds			PF	TP	A	TO	Blk	Stl	Min
		FG-FGA	FG-FGA	FT-FTA	Off Def Tot	PF	TP	A							
25	John, AJ	f	0-5	0-4	0-0	1	8	9	1	0	0	1	1	0	29
44	Goode, Garrison	f	0-1	0-0	2-2	0	0	0	2	2	0	2	0	0	17
00	Shorts II, TJ	g	6-13	1-4	4-5	0	4	4	3	17	3	2	0	0	31
02	Gonzalez, Stefan	g	3-5	1-3	0-0	0	4	4	1	7	0	2	0	1	29
05	Schneider, Siler	g	1-8	0-4	0-0	1	0	1	1	2	3	2	0	2	23
01	Squire, Damion	g	0-0	0-0	1-2	0	1	1	0	1	0	0	0	0	3
03	Nelson, Gio	g	0-0	0-0	0-0	0	0	0	0	0	0	0	0	0	1
11	Fuller, Caleb	g	0-1	0-1	0-0	0	2	2	1	0	0	0	0	0	5
13	Neufeld, Matt	g	4-6	0-0	3-4	2	0	2	3	11	0	1	1	0	21
22	Mooney, Joe	g	4-10	1-5	4-4	0	1	1	3	13	0	0	0	1	28
23	Printup, Rogers	g	2-4	0-2	0-0	1	2	3	2	4	0	0	0	0	13
Team					0	3	3								
Totals			20-53	3-23	14-17	5	25	30	17	57	6	10	2	4	200

FG % 1st Half: 12-30 40.0% 2nd half: 8-23 34.8% Game: 20-53 37.7%
3FG % 1st Half: 2-14 14.3% 2nd half: 1-9 11.1% Game: 3-23 13.0%
FT % 1st Half: 6-6 100.0 2nd half: 8-11 72.7% Game: 14-17 82.4%

Officials: Michael Scyphers, Kevin Brill, Juan Corral

Technical fouls: San Diego-None. UC Davis-None.

Attendance: 2123

Courtside Technician: KC Castleberry

Score by periods	1st	2nd	Total
San Diego	37	39	76
UC Davis	32	25	57

Points	In Paint	Off T/O	2nd Chance	Fast Break	Bench
San Diego	26	9	5	6	29
UCD	14	5	2	6	29

Last FG - USD 2nd-03:04, UCD 2nd-00:11.
Largest lead - USD by 22 2nd-04:16, UCD by 2 1st-19:33.
USD led for 37:04, UCD led for 00:42. Game was tied for 02:14.

Score tied - 2 times.
Lead changed - 3 times.

Nov. 12, 2018

Arkansas 81, UC Davis 58

Fayetteville, Ark. (Bud Walton Arena)

UC Davis 58 • 0-3

#	Player	Total		3-Ptr		Rebounds			PF	TP	A	TO	Blk	Stl	Min
		FG-FGA	FG-FGA	FT-FTA	Off Def Tot	PF	TP	A							
25	John, AJ	f	1-7	1-6	0-0	0	1	1	5	3	1	0	0	1	21
44	Goode, Garrison	f	3-4	0-0	0-0	2	3	5	3	6	0	2	0	0	32
00	Shorts II, TJ	g	5-12	0-2	4-4	3	5	8	2	14	4	7	0	0	35
05	Schneider, Siler	g	3-9	2-6	0-0	1	1	2	5	8	4	5	0	1	30
22	Mooney, Joe	g	2-6	2-6	4-6	0	1	1	4	10	1	4	0	0	19
01	Squire, Damion	g	0-0	0-0	0-0	0	0	0	2	0	3	0	0	0	4
02	Gonzalez, Stefan	g	2-10	2-9	3-4	0	6	6	3	9	1	3	0	0	27
11	Fuller, Caleb	g	0-2	0-0	0-0	0	1	1	0	0	0	0	0	0	6
13	Neufeld, Matt	g	2-5	0-0	2-2	2	4	6	3	6	0	0	0	0	17
21	Russell, Colin	g	0-1	0-0	0-0	0	1	1	1	0	0	0	0	0	5
23	Printup, Rogers	g	0-0	0-0	2-2	1	0	1	3	2	0	0	0	1	4
Team					2	2	4	1							
Totals			18-56	7-29	15-18	11	25	36	32	58	11	24	0	3	200

FG % 1st Half: 11-28 39.3% 2nd half: 7-28 25.0% Game: 18-56 32.1%
3FG % 1st Half: 4-12 33.3% 2nd half: 3-17 17.6% Game: 7-29 24.1%
FT % 1st Half: 4-4 100.0 2nd half: 11-14 78.6% Game: 15-18 83.3%

Arkansas 81 • 1-1

#	Player	Total		3-Ptr		Rebounds			PF	TP	A
---	--------	-------	--	-------	--	----------	--	--	----	----	---

3-2 vs. Cal State Fullerton >> The Pavilion >> Davis, Calif.

Nov. 18, 2018

UT Arlington 68, UC Davis 59

Arlington, Tex. (College Park Center)

UC Davis 59 • 1-3														
#	Player		Total	3-Ptr		Rebounds								
			FG	FGA	FT	FTA	Off	Def	PF	TP	A	TO	Blk	Stl
25	John, AJ	f	1-5	1-5	2-4	1	4	5	3	5	0	0	0	26
44	Goode, Garrison	f	2-2	0-0	1-5	3	2	5	4	5	0	1	0	32
00	Shorts II, TJ	g	4-8	1-3	3-4	0	5	5	4	12	5	5	0	30
05	Schneider, Siler	g	6-11	1-3	2-2	1	2	3	1	15	1	4	0	34
11	Fuller, Caleb	g	0-1	0-1	2-2	0	2	2	1	2	0	0	0	11
02	Gonzalez, Stefan	g	2-4	1-3	2-2	0	3	3	3	7	1	3	0	19
13	Neufeld, Matt	g	1-1	0-0	1-4	0	0	0	4	3	1	3	0	6
21	Russell, Colin	g	0-0	0-0	0-1	2	0	2	1	0	0	0	0	5
22	Mooney, Joe	g	4-13	2-8	0-1	1	2	3	2	10	1	1	0	28
23	Printup, Rogers	g	0-0	0-0	0-0	1	0	1	2	0	1	1	0	9
Team						0	0	0						
Totals			20-45	6-23	13-25	9	20	29	25	59	10	18	0	200
FG % 1st Half: 11-24 45.8% 2nd half: 9-21 42.9% Game: 20-45 44.4%														
3FG % 1st Half: 4-13 30.8% 2nd half: 2-10 20.0% Game: 6-23 26.1%														
FT % 1st Half: 4-9 44.4% 2nd half: 9-16 56.3% Game: 13-25 52.0%														
Deadball Rebounds 4,2														

UT Arlington 68 • 2-1																
#	Player		Total		3-Ptr		Rebounds		PF	TP	A	TO	Blk	Stl	Min	
			FG	FGA	FG	FGA	FT	FTA								Off
03	Ayoub Nouhi	f	0-0	0-0	0-0	0	0	0	2	0	1	0	0	0	8	
00	Brian Warren		4-15	2-8	8-8	0	2	2	2	18	4	2	0	2	34	
02	DJ Bryant	g	2-6	2-5	5-5	0	2	2	2	11	2	2	0	1	35	
10	Radshad Davis		4-6	1-2	3-5	2	3	3	5	4	12	1	2	0	28	
22	TiAndre Jackson-Youn	g	2-6	1-2	1-2	6	5	11	3	6	1	1	1	0	34	
04	David Azore		2-3	1-2	0-0	0	0	0	4	5	0	3	0	1	10	
05	Edric Dennis		0-5	0-5	7-8	1	7	8	4	11	1	2	0	2	29	
13	Jabari Narcis		0-0	0-0	0-0	0	0	0	2	0	0	0	0	0	5	
21	Pedro Castro		2-3	1-2	0-0	0	5	5	3	5	2	0	0	1	17	
Team						0	0	0								
Totals				18-47	8-26	24-28	9	24	33	26	68	11	14	1	8	200
FG % 1st Half: 11-21 52.4% 2nd half: 7-26 26.9% Game: 18-47 38.3%																
3FG % 1st Half: 6-13 46.2% 2nd half: 2-13 15.4% Game: 8-26 30.8%																
FT % 1st Half: 10-12 83.3% 2nd half: 14-16 87.5% Game: 24-28 85.7%																
Deadball Rebounds 2																

Officials: Sean Casady,Matthew Martinez,John Dillon
Technical fouls: UC Davis-None. UT Arlington-None.
Attendance: 1233

Score by periods	1st	2nd	Total
UC Davis	30	29	59
UT Arlington	38	30	68

Points	In	Off	2nd	Fast	Bench
UCD	Paint	T/O	Chance	Break	
UTA	18	13	5	9	20
	16	24	5	20	21

Last FG - UCD 2nd-00:36, UTA 2nd-03:34.
Largest lead - UCD by 4 1st-13:28, UTA by 11 2nd-16:09.
UCD led for 07:54. UTA led for 31:25. Game was tied for 00:41.

Score tied - 2 times.
Lead changed - 4 times.

Nov. 23, 2018

Indiana 76, UC Davis 62

Bloomington, Ind. (Simon Skjodt Assembly Hall)

UC Davis 62 • 1-6															
#	Player		Total		3-Ptr		Rebounds		PF	TP	A	TO	Blk	Stl	Min
			FG	FGA	FG	FGA	FT	FTA							
25	John, AJ	f	5-10	4-9	0-0	1	0	1	4	14	1	3	0	0	34
44	Goode, Garrison	f	2-5	0-0	0-0	2	4	6	3	4	1	2	1	1	32
00	Shorts II, TJ	g	6-11	0-1	4-4	0	2	2	4	16	7	7	1	3	36
05	Schneider, Siler	g	5-11	2-3	0-0	0	1	1	4	12	1	1	0	2	32
11	Fuller, Caleb	g	2-3	2-2	0-0	1	5	6	2	6	0	1	0	0	13
01	Squire, Damion	g	0-0	0-0	0-0	0	0	0	0	0	0	1	0	0	2
02	Gonzalez, Stefan	g	3-6	1-2	0-0	0	2	2	1	7	1	2	0	1	23
13	Neufeld, Matt	g	0-0	0-0	0-0	1	0	1	1	0	0	1	0	1	4
21	Russell, Colin	g	0-0	0-0	0-0	0	0	0	0	0	0	0	0	0	2
22	Mooney, Joe	g	1-3	1-2	0-0	1	1	2	3	3	0	1	0	1	14
23	Printup, Rogers	g	0-1	0-1	0-0	0	0	0	0	0	0	0	0	0	8
Team						3	2	5							
Totals			24-50	10-20	4-4	9	17	26	22	62	11	21	2	9	200
FG % 1st Half: 15-27 55.6%			2nd half: 9-23 39.1%	Game: 24-50 48.0%		Deadball Rebounds 0									
3FG % 1st Half: 6-11 54.5%			2nd half: 4-9 44.4%	Game: 10-20 50.0%											
FT % 1st Half: 2-2 100.0			2nd half: 2-2 100.0	Game: 4-4 100.0											

Indiana 76 • 5-1

#	Player		Total		3-Ptr		Rebounds		PF	TP	A	TO	Blk	Stl	Min
			FG	FGA	FG	FGA	FT	FTA							
03	Justin Smith	f	4-7	1-1	2-2	2	0	2	4	11	0	2	0	0	24
13	Juwan Morgan	f	13-18	5-7	0-2	4	6	10	2	31	0	3	2	0	40
00	Romeo Langford	g	6-11	2-3	6-9	0	5	5	2	20	0	3	1	0	39
01	Aljami Durham	g	2-4	2-3	6-8	0	0	0	1	12	2	0	0	1	38
10	Rob Phinisee	g	1-5	0-2	0-0	0	2	2	0	2	8	3	0	0	36
06	De/Ron Davis	g	0-1	0-0	0-0	0	0	0	0	0	1	1	0	0	6
23	Damezi Anderson	g	0-1	0-0	0-0	0	0	0	0	0	0	1	0	0	6
55	Evan Fitzner	g	0-2	0-1	0-0	2	1	3	0	0	0	1	0	2	11
Team						1	3	4							
Totals			26-49	10-17	14-21	9	17	26	9	76	11	15	3	3	200
FG % 1st Half: 14-23 60.9%			2nd half: 12-26 46.2%	Game: 26-49 53.1%		Deadball Rebounds 4									
3FG % 1st Half: 5-7 71.4%			2nd half: 5-10 50.0%	Game: 10-17 58.8%											
FT % 1st Half: 3-7 42.9%			2nd half: 11-14 78.6%	Game: 14-21 66.7%											

Officials: Ron Tyburski,Brian McNutt,Paul Szelc

Technical fouls: UC Davis-TEAM. Indiana-None.

Attendance: 13562

Score by periods	1st	2nd	Total
UC Davis	38	24	62
Indiana	36	40	76

Points	In	Off	2nd	Fast	Bench
UCD	Paint	T/O	Chance	Break	
IU	28	26	15	13	5
	24	15	12	6	10
	28	26	13	5	0

Last FG - UCD 2nd-00:10, IU 2nd-00:51.

Largest lead - UCD by 14 1st-07:38, IU by 19 2nd-00:51.

UCD led for 31:00. IU led for 05:43. Game was tied for 03:17.

Score tied - 1 time.

Lead changed - 1 time.

Nov. 20, 2018

Sacramento State 58, UC Davis 55

Sacramento, Calif. (Golden 1 Center)

UC Davis 55 • 1-5																	
#	Player	Total		3-Ptr		Rebounds					PF	TP	A	TO	Blk	Stl	Min
		FG	FGA	FG	FGA	FT	FTA	Off	Def	Tot							
25	John, AJ	f	0-4	0-3	0-0	1	5	6	3	0	1	0	1	0	0	1	27
44	Goode, Garrison	f	2-5	0-0	2-4	3	2	5	2	6	0	1	0	1	0	0	35
00	Shorts II, TJ	g	5-14	0-1	1-3	1	5	6	2	11	3	5	0	4	4	33	
05	Schneider, Siler	g	6-14	2-2	1-2	1	1	2	1	15	2	4	1	2	1	30	
11	Fuller, Caleb	g	3-4	0-1	0-0	0	2	2	4	6	0	3	0	1	0	12	
01	Squire, Damion	g	0-0	0-0	0-0	0	1	1	0	0	0	1	0	0	0	2	
02	Gonzalez, Stefan	g	3-6	3-4	0-0	0	4	4	0	9	1	2	0	0	0	22	
13	Neufeld, Matt	g	0-4	0-0	0-0	0	0	0	0	0	0	0	1	0	1	11	
21	Russell, Colin	g	1-1	0-0	0-0	1	2	3	1	2	0	1	1	1	0	6	
22	Mooney, Joe	g	2-7	2-5	0-1	1	1	2	1	6	1	2	0	4	4	22	
Team						4	2	6									
Totals			22-59	7-16	4-10	12	25	37	18	55	8	19	4	11	20		
FG % 1st Half: 11-29 37.9% 2nd half: 11-30 36.7% Game: 22-59 37.3%																	
3FG % 1st Half: 3-9 33.3% 2nd half: 4-7 57.1% Game: 7-16 43.8%																	
FT % 1st Half: 2-4 50.0% 2nd half: 2-6 33.3% Game: 4-10 40.0%																	
																Deadball Rebounds 3	

Dec. 16, 2018
UC Davis 83, William Jessup 65
 Davis, Calif. (The Pavilion)

3-2 vs. Cal State Fullerton >> The Pavilion >> Davis, Calif.

Dec. 30, 2018

USC 73, UC Davis 55

Los Angeles (Galen Center)

UC Davis 55 • 3-10														
#	Player	Total		3-Ptr		Rebounds		PF	TP	A	TO	Blk	Stl	Min
		FG-FGA	FG-FGA	FT-FTA	Off Def Tot									
44	Goode, Garrison	f	4-9	0-0	0-0	4	2	8	5	2	0	0	3	38
13	Neufeld, Matt	c	3-6	0-0	3-3	2	5	7	3	9	1	2	0	25
00	Shorts II, TJ	g	5-12	0-0	4-5	2	2	4	1	14	4	4	0	36
01	Squire, Damion	g	0-3	0-1	0-0	0	0	0	1	0	0	0	0	8
05	Schneider, Siler	g	6-11	1-5	0-2	1	1	2	3	13	0	4	0	34
02	Gonzalez, Stefan	g	2-8	2-8	0-0	0	5	5	1	6	0	1	0	29
11	Fuller, Caleb	g	2-4	1-2	0-1	0	2	2	2	5	1	1	0	15
21	Russell, Colin	g	0-0	0-0	0-0	0	0	0	0	0	0	0	0	2
22	Mooney, Joe	g	0-2	0-1	0-0	0	2	2	0	0	0	0	0	13
Team						3	1	4				1		
Totals			22-55	4-17	7-11	12	20	32	13	55	11	15	0	200
FG % 1st Half: 11-29 37.9% 2nd half: 11-26 42.3% Game: 22-55 40.0%														
3FG % 1st Half: 3-11 27.3% 2nd half: 1-6 16.7% Game: 4-17 23.5%														
FT % 1st Half: 5-7 71.4% 2nd half: 2-4 50.0% Game: 7-11 63.6%														
Deadball Rebounds 2														

USC 73 • 7-6														
#	Player	Total		3-Ptr		Rebounds		PF	TP	A	TO	Blk	Stl	Min
		FG-FGA	FG-FGA	FT-FTA	Off Def Tot									
25	Bennie Boatwright	f	8-16	3-8	0-0	0	8	8	2	19	4	2	1	39
31	Nick Rakocovic	f	2-6	0-0	1-2	0	6	6	4	5	0	2	0	28
00	TJ Shorts II	g	2-4	0-2	1-1	1	0	1	4	5	1	1	1	23
02	Stefan Gonzalez	g	4-10	3-6	0-0	0	2	2	1	11	7	1	0	37
05	Siler Schneider	g	7-12	2-4	0-0	0	1	1	2	16	6	2	1	35
03	Elijah Weaver	g	5-6	2-3	1-1	2	1	3	2	13	2	2	0	29
33	J'Raan Brooks	g	0-0	0-0	1-2	1	2	3	0	1	0	0	0	3
34	Victor Uyaelunmo	g	1-1	0-0	1-4	1	0	1	0	3	0	0	0	6
Team						2	1	3						
Totals			29-55	10-23	5-10	7	21	28	15	73	20	10	3	200
FG % 1st Half: 13-30 43.3% 2nd half: 16-25 64.0% Game: 29-55 52.7%														
3FG % 1st Half: 3-13 23.1% 2nd half: 7-10 70.0% Game: 10-23 43.5%														
FT % 1st Half: 3-7 42.9% 2nd half: 2-3 66.7% Game: 5-10 50.0%														
Deadball Rebounds 4,2														

Officials: Ryan McDaniel,Kipp Kissinger,David Hall
Technical fouls: UC Davis-None. USC-Nick Rakocovic.
Attendance: 3127

Score by periods	1st	2nd	Total
UC Davis	30	25	55
USC	32	41	73

Points	In	Off	2nd	Fast	Bench
UCD	36	15	12	13	11
USC	24	16	11	10	17

Score tied - 8 times.
Lead changed - 10 times.

Last FG - UCD 2nd-04:15, USC 2nd-00:43.
Largest lead - UCD by 7 1st-03:56, USC by 18 2nd-00:43.
UCD led for 12:20. USC led for 24:19. Game was tied for 03:21.

Jan. 10, 2019

UC Irvine 71, UC Davis 69 (OT)

Irvine, Calif. (Bren Events Center)

UC Davis 69 • 4-11 (0-1 BWC)														
#	Player	Total		3-Ptr		Rebounds		PF	TP	A	TO	Blk	Stl	Min
		FG-FGA	FG-FGA	FT-FTA	Off Def Tot									
44	Goode, Garrison	f	2-4	0-0	1-1	1	3	4	5	2	1	1	0	33
13	Neufeld, Matt	c	4-5	0-0	3-7	1	1	2	4	11	0	1	0	23
00	Shorts II, TJ	g	9-22	0-2	3-8	0	10	10	2	21	2	3	0	44
01	Squire, Damion	g	0-0	0-0	0-0	0	2	2	1	0	2	2	0	12
05	Schneider, Siler	g	3-13	2-6	0-0	0	3	3	2	8	2	3	0	33
11	Fuller, Caleb	g	1-2	0-0	4-5	0	2	2	4	6	0	0	0	19
21	Russell, Colin	g	1-2	0-0	0-0	0	0	0	4	2	0	0	0	11
22	Mooney, Joe	g	4-9	3-6	3-4	2	3	5	4	14	1	1	0	26
25	John, AJ	g	1-4	0-2	0-0	2	4	6	3	2	1	1	0	24
Team						3	1	4						
Totals			25-61	5-16	14-25	9	29	38	28	69	10	12	2	225
FG % 1st Half: 7-20 35.0% 2nd half: 14-30 46.7% OT: 4-11 36.4% Game: 25-61 41.0%														
3FG % 1st Half: 1-7 14.3% 2nd half: 4-6 66.7% OT: 0-3 0.0% Game: 5-16 31.3%														
FT % 1st Half: 4-10 40.0% 2nd half: 10-15 66.7% OT: 0-0 0.0% Game: 14-25 56.0%														
Deadball Rebounds 4														

Score by periods	1st	2nd	OT	Total
UC Davis	19	42	8	69
UC Irvine	28	33	10	71

Points	In	Off	2nd	Fast	Bench
UCD	36	12	10	16	24
UCI	28	14	9	11	13

Score tied - 6 times.
Lead changed - 3 times.

Officials: Kurt Walker,Deron White,Michael Greenstein
Technical fouls: UC Davis-None. UC Irvine-None.
Attendance: 1680

Last FG - UCD OT-00:16, UCI OT-03:50.
Largest lead - UCD by 2 1st-19:19, UCI by 16 2nd-14:58.
UCD led for 01:18. UCI led for 38:17. Game was tied for 05:25.

Jan. 5, 2019

UC Davis 90, Holy Names 60

Davis, Calif. (The Pavilion)

Holy Names 60														
#	Player	Total		3-Ptr		Rebounds		PF	TP	A	TO	Blk	Stl	Min
		FG-FGA	FG-FGA	FT-FTA	Off Def Tot									
11	Kazar,Bobby	f	0-1	0-0	0-0	0	1	1	2	0	0	1	0	15
25	Dean,Jacob	f	5-5	3-3	0-1	1	2	3	0	13	1	2	0	17
10	Green,Andre	g	4-10	2-4	7-8	1	1	2	1	17	2	0	0	19
12	Davis,Kyvonte	g	0-2	0-1	0-0	0	1	1	4	0	3	5	0	13
14	Sanders,Jewels	g	1-5	1-4	0-0	1	2	3	1	3	0	2	0	17
00	Taylor,Alonzo	g	0-2	0-1	0-0	0	0	0	1	0	0	2	0	9
01	Arciniegas,Fabian	g	1-1	0-0	1-1	2	2	4	0	0	0	0	0	16
02	Fuller,Rob	g	2-8	1-4	4-4	0	1	1	4	9	1	0	0	21
03	Fini,Cameron	g	1-8	1-7	3-5	0	4	4	2	6	1	0	0	20
04	Bryant,Jordan	g	1-4	0-0	1-2	4	4	8	3	3	1	0	0	16
05	Reyes,Joseph	g	0-2	0-0	0-0	0	1	1	0	0	1	1	0	13
20	Monroe,Patrick	g	0-0	0-0	0-0	0	0	0	1	0	2	1	0	11
33	Harris,Zavier	g	2-2	0-0	1-2	0	0	0	1	5	0	1	1	11
35	Strong,Jamie	g	0-1	0-1	0-0	0	1	1	0	0	0	0	0	2
Team						2	0	2						
Totals			18-54	8-26	16-22	10	19	29	22	60	12	15	1	4
FG % 1st Half: 8-25 32.0% 2nd half: 10-29 34.5% Game: 18-54 33.3%														
3FG % 1st Half: 4-12 33.3% 2nd half: 4-14 28.6% Game: 8-26 30.8%														
FT % 1st Half: 5-7 71.4% 2nd half: 11-15 73.3% Game: 16-22 72.7%														
Deadball Rebounds 3,1														

UC Davis 90 • 4-10																					
#	Player		Total		3-Ptr		Rebounds			PF	TP	A	To	Blk	Stl	Min					
			FG	FGA	FG	FGA	FT	FTA	Off								Def	Total			
44	Goode, Garrison	f	4	4	0	0	2	2	0	0	0	10	1	2	3	23					
13	Neufeld, Matt	c	3	4	0	0	1	2	0	1	5	7	0	1	0	13					
00	Shorts II, TJ	g	6	6	0	0	1	4	0	5	5	2	13	3	0	1	23				
01	Squire, Damion	g	2	7	0	2	8	9	0	1	1	3	12	3	1	0	22				
05	Schneider, Siler	g	8	10	1	3	1	1	0	2	2	3	18	1	0	0	20				
02	Gonzalez, Stefan	g	4	7	0	2	0	0	0	6	6	1	8	0	0	0	25				
03	Nelson, Gio	g	0	1	0	0	0	0	0	0	0	0	0	0	0	0	4				
11	Fuller, Caleb	g	3	4	0	0	1	2	0	2	2	1	7	3	2	0	1	24			
21	Russell, Colin	g	1	2	0	0	4	8	0	5	5	1	6	1	0	1	0	15			
22	Mooney, Joe	g	1	3	1	2	0	0	0	2	2	3	3	1	1	0	0	20			
23	Printup, Rogers	g	0	1	0	0	2	2	0	1	1	0	2	0	0	0	0	6			
42	Underwood, Jonah	g	2	3	0	0	0	0	0	2	3	1	4	0	0	0	0	5			
Team									1	3	4										
Totals					34	52	2	9	20	30	3	29	32	20	90	13	7	5	8	200	
FG % 1st Half:			11	28	75	0%	2nd half:			13	24	54	20	Game:			23	52	64	4%	Deadball
3FG % 1st Half:			1	4	25	0%	2nd half:			1	5	20	0%	Game:			2	9	22	2%	Rebounds
FT % 1st Half:			8	11	72	7%	2nd half:			12	19	63	2%	Game:			20	30	66	7%	5

3-2 vs. Cal State Fullerton >> The Pavilion >> Davis, Calif.

Jan. 17, 2019
UC Santa Barbara 69, UC Davis 58
Davis, Calif. (The Pavilion)

UC Santa Barbara 69 • 14-3, 3-0 BWC

#	Player		Total	3-Ptr		Rebounds		PF	TP	A	T	Blk	Stl	Min
			FG	FGA	FT-FTA	Off	Def	Tot						
02	Blackmon, Jarriesse	f	1-2	0-0	0-0	0	3	3	1	2	1	0	0	21
12	Sow, Amadou	f	3-5	0-0	0-0	2	5	7	3	6	1	3	1	25
01	Davis, Armond	g	8-17	5-7	2-3	4	4	8	0	23	2	1	0	30
03	McLaughlin, JaQuori	g	3-10	2-6	0-0	0	1	1	1	8	2	4	0	30
04	Ramsey, Devearl	g	3-7	1-3	2-2	1	3	4	2	9	2	2	0	35
00	Toure, Sekou		0-2	0-0	0-0	2	0	2	1	0	1	0	0	3
05	Nagle, Jay		3-4	2-3	0-0	1	1	2	0	8	1	1	0	16
14	Lakoju, Ami		2-2	0-0	0-0	1	1	2	1	4	0	0	0	9
21	Heidegger, Max		1-5	1-5	6-8	0	2	2	1	9	2	2	0	26
35	Idehen, Robinson		0-0	0-0	0-0	0	2	2	4	0	1	1	0	5
	Team					1	3	4						
	Totals		24-54	11-24	10-13	12	25	37	14	69	13	14	1	7 200
FG % 1st Half: 16-32 50.0%			2nd half: 8-22 36.4%		Game: 24-54 44.4%		Deadball							
3FG % 1st Half: 7-13 53.8%			2nd half: 4-11 36.4%		Game: 11-24 45.8%		Rebounds							
FT % 1st half: 4-4 100.0			2nd half: 6-9 66.7%		Game: 10-13 76.9%		1							

UC Davis 58 • 4-13, 0-3 BWC

#	Player		Total	3-Ptr	Rebounds											
			FG	FGA	FT	FTA	Off	Def	Tot	PF	TP	A	To	Blk	Stl	Min
44	Goode, Garrison	f	1-2	0-0	5-7	0	3	3	2	7	3	1	0	3	27	
13	Neufeld, Matt	c	4-7	0-0	0-0	1	1	2	3	8	0	2	1	1	17	
00	Shorts II, TJ	g	5-11	0-0	1-2	0	5	5	2	11	2	3	0	4	35	
01	Squire, Damion	g	0-2	0-1	0-0	0	0	0	0	0	0	0	0	0	6	
05	Schneider, Siler	g	5-9	0-2	1-2	0	0	0	3	11	1	1	0	0	35	
02	Gonzalez, Stefan		0-1	0-1	0-0	0	1	1	0	0	0	0	0	0	10	
03	Nelson, Gio		0-0	0-0	0-0	0	0	0	1	0	0	0	0	0	0	
11	Fuller, Caleb		0-1	0-0	0-0	0	2	2	2	0	0	1	0	0	6	
21	Russell, Colin		0-0	0-0	0-0	0	1	1	0	0	0	0	0	0	4	
22	Mooney, Joe		5-9	3-7	1-1	0	2	2	0	14	1	1	0	1	30	
25	John, AJ		3-6	1-4	0-0	1	3	4	3	7	1	2	1	0	30	
	Team					0	1	1								
	Totals		23-48	4-15	8-12	2	19	21	16	58	8	11	2	9	200	
FG % 1st Half: 12-24			50.0%	2nd half: 11-24			45.8%	Game: 23-48			47.9%	Deadball				
3FG % 1st Half: 2-5			40.0%	2nd half: 2-10			20.0%	Game: 4-15			26.7%	Rebounds				
FT % 1st Half: 5-6			83.3%	2nd half: 3-6			50.0%	Game: 8-12			66.7%	2,1				

Officials: Chris Rastatter, Kevin Brill, Bill Vinovich
Technical fouls: UC Santa Barbara=None. UC Davis=Nelson, Gio; TEAM.
Attendance: 3189
Courtside Technician: Tim Omelias

Score by periods	1st	2nd	Total
UC Santa Barbara	43	26	69
UC Davis	31	27	58

Last FG - UCSB 2nd-03:53, UCD 2nd-00:45.
Largest lead - UCSB by 14 1st-01:28, UCD by 10 1st-16:42.
UCSB led for 30:35. UCD led for 08:16. Game was tied for 01:09.

Jan. 26, 2019
Hawai'i 80, UC Davis 60
Honolulu (Stan Sheriff Center)

UC Davis 60 • 5-14, 1-4 BWC

#	Player	Total		3-Ptr	Rebounds		PF	TP	A	T	Blk	Stl	Min		
		FG	FGA	FT	FTA	Off								Def	
44	Goode, Garrison	f	0-0	0-0	0-0	0	0	2	0	2	0	0	11		
13	Neufeld, Matt	c	6-10	0-0	5-6	1	5	6	3	17	0	3	0	20	
00	Shorts II, TJ		3-7	0-1	5-6	1	2	3	3	11	8	1	0	4	39
01	Squire, Siler	g	1-7	0-2	0-0	0	2	2	3	2	3	3	0	0	18
22	Mooney, Joe	g	1-8	0-6	0-0	0	3	3	1	2	3	3	0	0	34
01	Squire, Damion		0-1	0-0	2-2	0	1	1	0	2	0	0	0	0	4
02	Gonzalez, Stefan		1-5	1-3	0-0	1	2	3	3	0	1	0	1	0	23
11	Fuller, Caleb		0-0	0-0	0-0	0	0	0	0	0	0	0	0	0	4
21	Russell, Colin		0-0	0-0	1-2	0	0	0	0	1	0	0	0	0	2
23	Printup, Rogers		2-3	2-3	0-0	1	2	3	2	6	0	3	0	0	22
25	John, AJ		6-9	4-7	0-0	1	2	3	3	16	0	2	1	3	22
42	Underwood, Jonah		0-0	0-0	0-0	0	0	0	0	0	0	0	0	0	1
	Team					1	0	1							
Totals			20-50	7-22	13-16	6	19	25	20	60	14	18	1	9	200
FG % 1st Half: 13-26 50.0%		2nd half: 7-24 29.2%		Game: 20-50 40.0%		Deadball									
3FG % 1st Half: 3-11 27.3%		2nd half: 4-11 36.4%		Game: 7-22 31.8%		Rebounds									
FT % 1st Half: 3-4 75.0%		2nd half: 10-12 83.3%		Game: 13-16 81.3%		0,1									

Hawai'i 80 • 12-7, 3-2 BWC

#	Player	Total		3-Ptr	Rebounds			PF	TP	A	T	Blk	Stl	Min	
		FG	FGA		Off	Def	Tot								
01	Bugs, Drew	*	4-9	0-3	4-6	0	4	4	3	12	6	1	3	35	
03	Stansberry, Eddie	*	2-6	2-5	0-0	0	3	3	1	6	0	0	0	29	
12	Purchase, Jack	*	2-5	2-5	2-2	0	7	7	1	8	0	2	0	27	
14	Raimo, Zigmars	*	6-7	0-0	2-2	3	1	4	4	14	1	0	0	17	
23	Drammeh, Sheriff	*	7-10	4-5	0-2	0	4	4	3	18	1	3	0	26	
00	Green, Leland		0-1	0-1	1-3	0	0	0	1	1	0	0	0	8	
02	Stepreau, Brocke		1-4	0-3	0-1	0	3	3	1	2	2	1	0	19	
04	Thomas, Brandon		0-1	0-0	0-0	0	0	0	0	0	0	0	0	2	
11	Colina, Mate		0-0	0-0	2-2	0	1	1	3	2	0	2	0	4	
24	Abdeljawad, Huthifah		0-0	0-0	0-0	0	1	1	0	0	0	0	0	1	
32	Avea, Samuta		1-1	0-0	2-2	1	0	1	1	4	1	0	0	12	
42	Hemsley, Justin		0-0	0-0	0-0	0	1	1	0	0	0	0	0	1	
44	Carper, Dawson		6-8	0-0	1-2	3	2	5	0	13	1	1	0	19	
	Team					0	0	0							
	Totals		29-52	8-22	14-22	7	27	34	18	80	18	15	1	10	200
FG % 1st Half: 15-29 51.7%		2nd half: 14-23 60.9%		Game: 29-52 55.8%		Deadball									
3FG % 1st Half: 3-10 30.0%		2nd half: 5-12 41.7%		Game: 8-22 36.4%		Rebounds									
FT % 1st Half: 7-12 58.3%		2nd half: 7-10 70.0%		Game: 14-22 63.6%		4									

Officials: Daryl Gellinas, Jimmy Casas, Mark Fulton
Technical fouls: UC Davis=None. Hawai'i=None.
Attendance: 6265

Score by periods	1st	2nd	Total
UC Davis	32	28	60
Hawai'i	40	40	80

Last FG - UCD 2nd-06:36, UH 2nd-02:36.
Largest lead - UCD by 2 1st-10:39, UH by 25 2nd-02:36.
UCD led for 02:34. UH led for 35:00. Game was tied for 02:26.

Jan. 19, 2019

UC Davis 75, Cal Poly 63
Davis, Calif. (The Pavilion)

Cal Poly 63 • 4-12, 0-3 BWC

#	Player		Total			3-Ptr	Rebounds			PF	TP	A	T	Blk	Stl	Min
			FG	FGA	FT	FTA	Off	Def	Tot							
13	Carr, Daxton	f	1-1	0-0	1-1	0	5	5	5	3	0	0	0	0	0	20
30	Hollingsworth, Hank	f	1-3	0-0	0-1	2	3	5	5	2	1	1	0	0	0	16
03	Fields, Donovan	g	5-16	1-6	3-4	0	1	1	3	14	5	3	0	2	33	
05	Crowe, Mark	g	5-8	3-6	3-5	2	2	4	1	16	3	4	0	0	40	
11	Garrick, Marcellus	g	6-10	2-6	2-2	0	3	3	1	16	0	1	0	0	37	
01	Alexander, Job		0-0	0-0	0-0	0	0	0	1	0	0	0	0	0	0	0
10	Rice, Jared		1-4	0-1	0-0	0	0	0	4	2	1	0	0	0	0	10
14	Jaakkola, Tuukka		1-3	0-0	0-0	1	2	3	1	2	0	2	2	0	0	15
23	Garozza, Karlis		0-2	0-0	0-1	1	1	2	0	0	0	0	0	0	0	8
35	Niziol, Kuba		3-7	2-6	0-0	0	4	1	8	1	2	1	0	0	0	21
	Team					0	2	2								
	Totals		23-54	8-25	9-14	6	23	29	22	63	11	13	3	2	0	200
	FG % 1st Half:	13-28	46.4%	2nd half:	10-26	38.5%	Game:	23-54	42.6%							Deadball
	3FG % 1st Half:	3-11	27.3%	2nd half:	1-5	20.0%	Game:	3-15	20.0%							Rebounds
	FT % 1st Half:	2-3	66.7%	2nd half:	7-11	63.6%	Game:	9-14	64.3%							

 UCDavisAggies.com
 [@UCDavisAggies](#) | [@UCDavisMBB](#)
 [/UCDavisAggies](#) | [/UCDavisMBB](#)
 [@UCDavisAggies](#) | [@UCDavisMBB](#)

3-2 vs. Cal State Fullerton >> The Pavilion >> Davis, Calif.

Feb. 21, 2019

Cal State Fullerton 62, UC Davis 58

Fullerton, Calif. (Titan Gym)

UC Davis 58 • 10-15, 6-5 BWC

#	Player		Total		3-Ptr	Rebounds			PF	TP	A	TO	Blk	Stl	Min
			FG-FGA	FG-FGA	FT-FTA	Off	Def	Tot							
13	Neufeld, Matt	c	1-5	0-0	2-4	0	3	3	2	4	1	2	1	0	14
02	Gonzalez, Stefan	g	4-14	2-9	0-0	0	4	4	2	10	4	0	0	0	36
05	Schneider, Siler	g	11-15	1-4	4-8	0	6	6	2	27	2	1	0	2	36
22	Mooney, Joe	g	1-8	1-4	0-0	2	7	9	1	3	0	3	0	0	30
23	Printup, Rogers	g	2-3	1-2	0-0	0	2	2	4	5	1	2	0	1	20
01	Squire, Damion	g	1-2	0-0	0-0	0	1	1	1	2	1	1	0	0	18
25	John, AJ	g	1-3	1-2	0-2	2	2	4	1	3	0	0	0	1	18
44	Goode, Garrison	g	1-3	0-0	2-2	1	1	2	4	4	0	1	0	0	28
	Team					0	1	1							
	Totals		22-53	6-18	8-16	5	27	32	17	58	9	10	1	4	200
FG 1st Half: 9-26 34.6% 2nd half: 13-27 48.1% Game: 22-53 41.5% Deadball Rebounds															
3FG 1st Half: 1-7 14.3% 2nd half: 5-11 45.5% Game: 6-18 33.3%															
FT 1st Half: 3-6 50.0% 2nd half: 5-10 50.0% Game: 8-16 50.0% 3															

FG % 1st Half: 9-26 34.6% 2nd half: 13-27 48.1% Game: 22-53 41.5% Deadball Rebounds 3
 3FG % 1st Half: 1-7 14.3% 2nd half: 5-11 45.5% Game: 6-18 33.3%
 FT % 1st Half: 3-6 50.0% 2nd half: 5-10 50.0% Game: 8-16 50.0%

Cal State Fullerton 62 • 13-13, 9-3 BWC

#	Player		Total	3-Ptr	Rebounds			PF	TP	A	To	Blk	Stl	Min	
			FG-FGA	FG-FGA	FT-FTA	Off	Def	Tot							
33	Wang, Johnny	f	1-4	0-0	0-0	3	2	5	2	2	1	1	0	1	13
34	Rowe, Jackson	f	5-11	2-4	1-2	2	7	9	2	13	1	3	0	0	34
00	Allman Jr., Kyle	g	1-5	1-2	2-2	0	2	2	4	5	0	2	1	0	21
10	Awosika, Austen	g	5-8	0-1	1-2	0	3	3	1	11	6	1	0	1	34
14	Ahmad, Khalil	g	5-13	2-6	3-4	0	4	4	2	15	1	3	0	2	35
05	Clare, Davon		2-4	1-1	1-2	1	7	8	0	6	2	2	1	0	19
11	Arnold, Wayne		2-6	0-3	0-0	0	4	4	1	4	1	0	0	0	24
12	Smith, Jamal		0-2	0-1	0-0	0	0	0	1	0	0	0	0	0	6
21	Heinzel, Dominik		0-0	0-0	0-0	0	1	1	0	0	0	0	0	0	6
24	Pitts, Josh		2-2	0-0	2-2	1	0	1	1	6	0	1	0	0	8
	Team					2	1	3							
	Totals		23-55	6-18	10-14	9	31	40	14	62	12	13	2	4	200
	FG 1st Half: 10-30	33.3%	2nd half: 13-25	52.0%	Game: 23-55	41.8%									Deadball Rebounds
	3FG 1st Half: 3-11	27.3%	2nd half: 3-7	42.9%	Game: 6-18	33.3%									
	FT 1st Half: 4-6	66.7%	2nd half: 6-8	75.0%	Game: 10-14	71.4%									

FG % 1st Half: 10-30 33.3% 2nd half: 13-25 52.0% Game: 23-55 41.8% Deadball Rebounds 0
 3FG % 1st Half: 3-11 27.3% 2nd half: 6-18 33.3% Game: 6-18 33.3%
 FT % 1st Half: 4-6 66.7% 2nd half: 6-8 75.0% Game: 10-14 71.4%

Officials: Thomas Nunez, Kurt Walker, Martin Cichocki
 Technical fouls: UC Davis-None. Cal State Fullerton-None.
 Attendance: 843

Score by periods	1st	2nd	Total
UC Davis	22	36	58
Cal State Fullerton	27	35	62

Points	In	Off	2nd	Fast	Bench
UCD	22	12	5	2	9
CSF	32	13	8	0	16

Last FG - UCD 2nd-03:33, CSF 2nd-02:33.
 Largest lead - UCD by 6 1st-15:35, CSF by 8 1st-01:13.
 UCD led for 12:12, CSF led for 23:59. Game was tied for 03:49.

Score tied - 6 times.
 Lead changed - 9 times.

Feb. 23, 2019

CSUN 81, UC Davis 76 (OT)

Northridge, Calif. (The Matadome)

UC Davis 76 • 10-16, 6-6 BWC

#	Player		Total		3-Ptr		Rebounds			PF	TP	A	TO	Blk	Stl	Min
			FG-FGA	FG-FGA	FG-FGA	FT-FTA	Off	Def	Tot							
13	Neufeld, Matt	c	4-10	0-0	7-8	2	3	5	3	15	0	4	0	0	1	23
01	Squire, Damion	g	0-2	0-2	2-2	0	4	4	3	2	5	2	0	0	0	32
05	Schneider, Siler	g	4-13	1-3	4-5	0	1	1	5	13	2	5	0	2	0	33
22	Mooney, Joe	g	4-11	3-7	4-4	0	2	2	3	15	1	1	0	1	0	35
23	Printup, Rogers	g	1-3	0-2	0-0	0	4	4	4	2	1	0	0	0	1	24
02	Gonzalez, Stefan	g	8-14	5-7	2-2	3	6	9	1	23	2	2	0	0	0	35
11	Fuller, Caleb	g	0-0	0-0	0-0	0	0	0	0	0	0	0	0	0	0	1
25	John, AJ	g	0-5	0-3	1-2	1	1	2	1	1	1	0	0	0	1	13
44	Goode, Garrison	g	2-3	0-0	1-1	2	1	3	3	5	0	1	2	0	1	29
Team						2	4	6								
Totals			23-61	9-24	21-24	10	26	36	23	76	12	15	2	6	2	225
FG % 1st Half: 12-27 44.4%																
3-PT % 1st Half: 3-10 30.0%																
FT % 1st Half: 9-12 75.0%																
2nd half: 7-26 26.9%																
OT: 4-8 50.0%																
Game: 21-24 87.5%																
Deadball Rebounds: 2																
2nd half: 10-10 100.0%																
OT: 2-2 100.0%																
Game: 21-24 87.7%																
2nd half: 21-21 100.0%																

FG % 1st Half: 12-27 44.4% 2nd half: 7-26 26.9% OT: 4-8 50.0% Game: 23-61 37.7% Deadball Rebounds 2
 3FG % 1st Half: 3-10 30.0% 2nd half: 4-9 44.4% OT: 2-5 40.0% Game: 9-24 37.5%
 FT % 1st Half: 9-12 75.0% 2nd half: 10-10 100.0% OT: 2-2 100.0% Game: 21-24 87.5%

CSUN 81 • 11-17, 5-7 BWC

#	Player	FG	FTA	3-Ptr	FG	FTA	Off	Def	TP	TP	A	TO	Blk	Stl	Min
03	Gomez, Terrell	*	6-14	5-10	3-4	2	3	5	1	20	2	2	0	0	43
10	Brown II, Darius	*	3-9	2-4	1-2	2	3	5	2	9	6	1	1	0	38
15	Gottfried, Cameron	*	0-1	0-1	0-0	2	3	5	4	0	3	3	0	1	28
25	Pearre, Jared	*	1-1	0-0	0-0	1	2	3	5	2	0	0	0	1	13
35	Diane, Lamine	*	13-24	0-0	9-18	2	9	11	3	35	1	5	3	2	44
01	Henderson Jr, Rodney	*	5-11	3-8	2-2	0	5	5	1	15	1	1	0	1	34
14	Artest III, Ron	*	0-1	0-0	0-0	0	2	2	5	0	0	3	3	0	17
30	Ou, Michael	*	0-0	0-0	0-0	0	0	0	1	0	0	0	0	0	8
	Team					4	2	6							
	Totals		28-61	10-23	15-26	13	29	42	22	81	13	17	7	5	225
3FG % 1st Half: 3-8 37.5% 2nd half: 9-25 36.0% OT: 5-6 83.3% Game: 18-41 43.9% Deadball Rebounds 5															
FT % 1st Half: 3-5 60.0% 2nd half: 7-15 46.7% OT: 5-6 83.3% Game: 25-26 57.7%															

FG % 1st Half: 14-30 46.7% 2nd half: 9-25 36.0% OT: 5-6 83.3% Game: 28-61 45.9% Deadball Rebounds 5
 3FG % 1st Half: 3-8 37.5% 2nd half: 5-13 38.5% OT: 2-2 100.0% Game: 10-23 43.5%
 FT % 1st Half: 3-5 60.0% 2nd half: 7-15 46.7% OT: 5-6 83.3% Game: 15-26 57.7%

Officials: Tom Nally, Ian Caldwell, Charles Robinson
 Technical fouls: UC Davis-None. CSUN-None.
 Attendance: 767

flagrant foul called on #14 Ron Artest at 12:29 of first half
 flagrant foul called on #22 Joe Mooney at 1:45 of 1st OT

Score by periods	1st	2nd	OT	Total
UC Davis	36	28	12	76
CSUN	34	30	17	81

Points	In	Off	2nd	Fast	Bench
UCD	28	17	9	2	29
CSUN	28	24	18	4	15

Last FG - UCD 0T-00:40, CSUN 0T-00:18.
 Largest lead - UCD by 5 1st-01:13, CSUN by 8 2nd-10:51.
 UCD led for 07:21, CSUN led for 30:27. Game was tied for 07:11.

Score tied - 10 times.
 Lead changed - 11 times.

Feb. 28, 2019

UC Irvine 64, UC Davis 48

Davis, Calif. (The Pavilion)

UC Irvine 64 • 24-5, 12-1 BWC

#	Player	Total		3-Ptr	Rebounds		PF	TP	A	TO	Blk	Stl	Min		
		FG-FGA	FG-FGA	FG-FGA	Off	Def								Tot	
05	Jonathan Galloway	f	2-2	0-0	4-9	1	9	10	3	8	1	2	0	25	
42	Tommy Rutherford	f	0-1	0-0	0-0	1	1	2	3	0	0	2	0	12	
02	Max Hazzard	g	3-8	1-4	2-2	0	1	1	1	9	2	1	0	27	
14	Evan Leonard	g	1-5	1-3	4-4	1	3	4	2	7	2	1	0	3	26
24	Eyassu Worku	g	4-12	1-5	1-2	0	3	3	1	10	3	2	0	1	26
00	JC Butler	g	2-3	1-1	0-0	1	1	2	1	5	0	0	0	0	10
03	Robert Cartwright	g	2-4	0-2	4-4	1	3	4	2	8	2	0	0	0	20
23	Traylor, Darrian	g	0-0	0-0	0-0	0	0	0	0	0	0	0	0	0	2
25	Spencer Rivers	g	0-0	0-0	0-0	0	0	0	1	0	0	1	0	0	9
35	Ruddell, Solomon	g	0-0	0-0	0-0	0	0	0	1	0	0	0	0	0	2
40	Collin Welp	g	2-3	1-1	0-0	1	4	5	1	5	0	2	0	0	17
50	Elston Jones	g	6-7	0-0	0-0	2	10	12	3	12	0	2	2	0	24
	Team					1	0	1							
	Totals		22-45	5-16	15-21	9	35	44	19	64	10	14	2	4	200
FG % 1st Half: 13-26 50.0% 2nd half: 9-19 47.4% Game: 22-45 48.9%															
3FG % 1st Half: 1-2 50.0% 2nd half: 1-5 20.0% Game: 1-6 16.7%															
FT % 1st Half: 1-2 50.0% 2nd half: 14-19 73.7% Game: 15-21 71.4%															
Dead 4															

FG % 1st Half: 13-26 50.0% 2nd half: 9-19 47.4% Game: 22-45 48.9% Deadball Rebounds 4
 3FG % 1st Half: 4-9 44.4% 2nd half: 1-7 14.3% Game: 5-16 31.3%
 FT % 1st Half: 1-2 50.0% 2nd half: 14-19 73.7% Game: 15-21 71.4%

UC Davis 48 • 10-17, 6-7 BWC

#	Player		Total		3-Ptr	Rebounds			PF	TP	A	TO	Blk	Stl	Min
			FG	FGA	FG	FTA	Off	Def							
13	Neufeld, Matt	c	3-10	0-0	4-6	2	2	4	3	10	0	1	0	0	21
00	Shorts II, TJ	g	3-9	0-0	3-4	0	1	1	2	9	2	0	0	0	26
05	Schneider, Siler	g	1-4	0-1	5-6	0	1	1	2	7	0	4	0	0	20
22	Mooney, Joe	g	0-6	0-3	0-0	0	1	1	4	0	2	0	0	1	29
23	Printup, Rogers	g	0-3	0-2	0-0	0	3	3	2	0	0	0	0	2	22
01	Squire, Damion	g	2-5	1-2	1-1	0	1	1	2	6	0	0	0	0	24
02	Gonzalez, Stefan		3-7	2-5	0-0	0	0	0	0	8	0	0	0	0	18
11	Fuller, Caleb		0-1	0-0	0-0	0	0	0	0	0	0	0	0	0	3
21	Russell, Colin		0-0	0-0	0-0	0	0	0	0	0	0	0	0	0	3
25	John, AJ		0-2	0-1	0-1	0	3	3	0	1	0	0	1	0	18
44	Goode, Garrison		4-6	0-0	0-3	4	2	6	1	8	1	0	1	0	16
Team						2	2				6	2	1	4	200
Totals			16-53		3-14	13-21	8	14	22	16	48	6	7	1	4
FG % 1st Half: 10-26 38.5% 2nd half: 6-27 22.2% Game: 16-53 30.2%															
3PT % 1st Half: 1-7 14.3% 2nd half: 1-14 7.1% Game: 3-14 21.4%															
FT % 1st Half: 3-8 37.5% 2nd half: 10-13 76.9% Game: 13-21 61.9%															
Dead															

3-2 vs. Cal State Fullerton >> The Pavilion >> Davis, Calif.

March 7, 2019

UC Davis vs. Hawai'i

Davis, Calif. (The Pavilion)

March 9, 2019

UC Davis vs. UC Riverside

Davis, Calif. (The Pavilion)