

UC DAVIS

2019 - 20
MEN'S BASKETBALL



Game 9



UC DAVIS AGGIES (2-6)

at

UTAH UTES (4-2)

November 29, 2019 - 6 p.m. PT/7 p.m. MT
Jon M. Huntsman Center (15,000) - Salt Lake City
TV: Pac-12 Networks
Radio: Sports 1140 KHTK
Online Stream: Pac-12.com
Internet Audio: TuneIn Radio
Live Stats: UCDavisAggies.com
In-game Twitter Updates: @UCDavisMBB
Gameday Central: UCDavisAggies.com

UC DAVIS QUICK FACTS

Location	Davis, Calif.
Enrollment	37,395
Established/Founded	1905/1908
Chancellor	Gary S. May
Branding Colors	Blue: CMYK: 100/69/8/54 Gold - CMYK: 13/19/62/28
Conference	Big West
Facility	The Pavilion (5,931)
Press Row Phone	(530) 752-1271
Director of Athletics	Dr. Kevin Blue
Deputy Director of Athletics	Rocko DeLuca
Faculty Athletics Representative	Scott Carrell

Basketball Information

Head Coach	Jim Les (Bradley '86)
Best time to reach Coach Les	Contact SID
Assoc. Head Coach	Kevin Nosek (UC Davis '99)
Asst. Coaches	Kyle Vogt (Lakeland College '04) Jonathan Metzger-Jones (Pacific '02)
Dir. of Ops.	Brendon McShea (William & Mary '06)
Video Coord./Asst. Dir. of Ops.	Justin Halloran
Athletic Trainer	Samm Brockel
Strength & Conditioning	Charles Young
Student-Athlete Outcomes	Laura Goldhammer
Program's First Season	1910
2018-19 Overall Record	11-20
2018-19 Conference Record	7-9 (T-6th)
2018-19 Postseason	Big West Quarterfinals
Letterwinners/Starters Returning	6/3
Redshirts Returning	2
Newcomers/Transfers	7/1
Big West Championships	2015, '17, '18
NCAA Tournament Appearances	2017
NIT Tournament Appearances	2015, '18

OPENING TIP

Pac-12 week will continue for UC Davis on Friday when it visits the Jon M. Huntsman Center for a non-conference matchup against the Utah Utes. Tipoff from Salt Lake City is set for 6 p.m. PT/7 p.m. MT.

Calling the Pac-12 Networks broadcast that evening are JB Long and Don Maclean. Sports 1140 KHTK will provide Scott Marsh's call; fans can also access his broadcast on TuneIn Radio through the station's page (search Sports 1140 KHTK). Links for a video stream (available for Pac-12 Networks subscribers only), internet audio, live stats and in-game Twitter updates are available online at Gameday Central.

Friday's game is the first for the Aggies in Salt Lake City since March 14, 2018, when they faced Utah in the National Invitation Tournament's opening round. The Utes eventually advanced to the NIT's championship game at Madison Square Garden, and lost in the final to Penn State.

This year's Utah team will return home after competing in last weekend's Myrtle Beach Invitational. Sandwiched between losses to Coastal Carolina and Tulane was an 80-66 victory versus Ohio. Friday's game versus UC Davis is the first of a four-game homestand that will continue against Brigham Young, Central Arkansas and Weber State.

UC Davis will face its second Pac-12 opponent of the week after facing Cal in a thriller on Tuesday. Down by 18 late in the first half, a buzzer-beating three by Ezra Manjon, just before halftime, fueled the Aggies' comeback that included a 13-0 second-half scoring run.

Two tied scores and four lead changes took place after the Aggies erased their deficit, and took the lead for the first time that night, before the Golden Bears barely hung on to record the victory.

In addition to UC Davis' previous trip, which took place during the 2018 postseason, Salt Lake City is a familiar environment for one Aggie because this is where UC Davis head coach Jim Les called home when he played two seasons for the Utah Jazz. Throughout his tenure with the organization, he competed for NBA coaching legends Frank Layden and Jerry Sloan.

Series Record: UC Davis trails 3-0
Last Utah Win: 3/14/18 — A, 69-59
Last UC Davis Win: N/A
Series Streak: Utah +3

SCHEDULE/RESULTS

Overall: 2-6 Big West: 0-0
Home: 1-0 Road: 0-4 Neutral: 1-2

Nov. 5	at Loyola Chicago	L, 82-48
Nov. 7	William Jessup.....	W, 109-63
Nov. 14	vs. Idaho ²	W, 65-64
Nov. 15	at Arkansas State ²	L, 80-67
Nov. 17	vs. VMI ²	L, 89-84 (20T)
Nov. 20	vs. Sacramento State ¹	L, 61-51
Nov. 23	at Portland	L, 62-52
Nov. 26	at Cal (Pac-12 Networks)	L, 72-66
Nov. 29	at Utah (Pac-12 Networks)....	6 p.m. PT/7 p.m. MT
Dec. 4	at Northern Arizona (Pluto TV)	5 p.m. PT/6 p.m. MT
Dec. 7	Northern Illinois (BigWest.TV)	7 p.m.
Dec. 14	at San Diego (TheW.TV)	7 p.m.
Dec. 16	Loyola Marymount (BigWest.TV)	7 p.m.
Dec. 21	at San Francisco (TheW.TV)	2 p.m.
Dec. 29	at New Mexico (MW Network)....	1 p.m. PT/2 p.m. MT
Jan. 3	Holy Names	7 p.m.
Jan. 9	UC Riverside* (BigWest.TV)	7 p.m.
Jan. 16	at Long Beach State* (ESPN3)	7 p.m.
Jan. 18	at CSUN* (ESPN3)	3 p.m.
Jan. 22	Cal State Fullerton* (BigWest.TV)	7 p.m.
Jan. 25	at Hawai'i* (BigWest.TV)	9 p.m. PT/7 p.m. HT
Jan. 30	UC Irvine* (BigWest.TV)	7 p.m.
Feb. 1	Cal Poly*^ (BigWest.TV)	5 p.m.
Feb. 6	at UC Irvine* (ESPN3)	7 p.m.
Feb. 8	at Cal State Fullerton* (BigWest.TV)	7:30 p.m.
Feb. 13	UC Santa Barbara* (BigWest.TV)	7 p.m.
Feb. 15	CSUN*^ (BigWest.TV)	5 p.m.
Feb. 20	at Cal Poly* (BigWest.TV)	7 p.m.
Feb. 22	at UC Santa Barbara* (BigWest.TV)	7 p.m.
Feb. 29	Long Beach State*^ (BigWest.TV)	5 p.m.
March 5	Hawai'i* (BigWest.TV)	7 p.m.
March 7	at UC Riverside* (BigWest.TV)	7 p.m.

* - Big West Conference game

^ - MBB/WBB Doubleheader

1 - Neutral game at the Golden 1 Center (Sacramento, Calif.)

2 - Red Wolves Classic (Jonesboro, Ark.)

All times are Pacific, unless otherwise noted

Home Games in Bold

BY THE NUMBERS

Home.....	1-0
Away.....	0-4
Neutral.....	1-2
Conference.....	0-0
Overtime.....	0-0
Scoring 0-59.....	0-2
Scoring 60-69.....	1-3
Scoring 70-79.....	0-0
Scoring 80-89.....	0-1
Scoring 90-99.....	0-0
Scoring 100+.....	1-0
Allowing 0-59.....	0-0
Allowing 60-69.....	2-1
Allowing 70-79.....	0-2
Allowing 80-89.....	0-3
Allowing 90-99.....	0-0
Allowing 100+.....	0-0
When UC Davis shoots...	
.500 or higher from the field.....	1-1
less than .500 from the field.....	1-5
.400 or higher from three-point range.....	1-2
less than .400 from three-point range.....	1-4
.700 or higher from the line.....	2-4
less than .700 from the line.....	0-2
When opponents shoot...	
.500 or higher from the field.....	0-3
less than .500 from the field.....	2-3
.400 or higher from three-point range.....	0-1
less than .400 from three-point range.....	2-5
.700 or higher from the line.....	2-4
less than .700 from the line.....	0-2
When outrebounding opponent.....	1-1
When rebounds are equal.....	0-0
When outrebounded by opponent.....	1-5
In November.....	2-6
In December.....	0-0
In January.....	0-0
In February.....	0-0
In March.....	0-0
Leading at the half.....	1-2
Trailing at the half.....	1-4
Tied at the half.....	0-0
Leading with 10 minutes left.....	1-2
Trailing with 10 minutes left.....	1-4
Tied with 10 minutes left.....	0-0
Leading with 5 minutes left.....	1-1
Trailing with 5 minutes left.....	1-4
Tied with 5 minutes left.....	0-1
Leading with 1 minute left.....	2-1
Trailing with 1 minute left.....	0-5
Tied with 1 minute left.....	0-0
In games decided by...	
5 points or less.....	1-1
6-10 points.....	0-3
11-15 points.....	0-1
More than 15 points.....	1-1

PLAYER SNAPSOTS

#0 WESLEY HARRIS: Ended his freshman season at Otero JC with four top-25 national rankings: No. 7 with 312 total rebounds, No. 17 with his rebound average, No. 20 with a .653 field goal percentage and No. 25 with 60 blocked shots.

#1 DAMION SQUIRE: At the FIBA U19 Basketball World Cup, Squire played a key role in all seven of Team Canada's games. During group play versus Senegal, the Montreal native finished with 18 points, three rebounds and a team-high four assists to help the second-ranked team in the world draw a matchup against France in the quarterfinals.

#2 STEFAN GONZALEZ: Hit a career-high five baskets from three, and finished with 15 points at Cal (11/26).

#3 AARON MURPHY: Led his team to a 29-4 overall, an undefeated 14-0 conference record, and a CIF Sac-Joaquin Championship in 2018.

#5 EZRA MANJON: Turned in a breakout performance in the Pac-12 Networks nationally televised game at Cal: Scored a career-high 21 points, his first 20-point total as an Aggie, on a career-high eight field goals, and finished with a 6:1 assist-to-turnover ratio against the Golden Bears.

#10 KENNEDY KOEHLER: Scored a career-high nine points, and led all Aggies with seven rebounds when his team faced Sacramento State (11/21) in the annual Causeway clash at the Golden 1 Center.

#11 CALEB FULLER: Set a new career high vs. Idaho (11/14) by scoring 18 points. Averaged 14.7 points, shot .571 overall and .545 from three at the Red Wolves Classic.

#13 MATT NEUFELD: Leads all Big West players in field goal percentage (.672).

#20 B.J. SHAW: Will make his UC Davis debut this year after redshirting the 2018-19 season.

#22 JOE MOONEY: Ranked No. 9 in the league with his 13.57 ppg scoring average.

#23 ROGERS PRINTUP: Led Team USA to a gold medal in the World Deaf Championships in the summer of 2018. Named to the Best Five Team, a squad comprised of the five strongest overall performers in the tournament.

Finished with 11 points, on four field goals, and hit both of his shots at the line, all season highs, at Portland (11/23). His six rebounds against the Pilots tied a career high.

#24 ADE ADEBAYO: Competing alongside current Aggie Caleb Fuller the duo led Barking Abbey to consecutive Elite Academy Basketball League championships during the 2016-17 and 2017-18 seasons.

#30 CAMERON BA: Will make his UC Davis debut this year after redshirting the 2018-19 season.

#33 OLIVER GEHRKE: Represented Team Sweden in the FIBA 2019 European Championship. Played a key role in his country's successful run at the 2018 U18 European Championships by averaging 12.9 points and 6.1 rebounds per game. Throughout his international career, Gehrke averaged 12.2 points, 6.8 rebounds and 1.4 assists per game.


#40 ELIJAH PEPPER: Became the first Aggie of the season to post a double-digit rebound total when he finished with 10 vs. VMI (11/17) in his team's Red Wolves Classic finale. Also set a new career high by earning five of the Aggies' 20 assists against the Keydets.

BIG WEST CONFERENCE STANDINGS

	Big West					Overall				
	W	L	Pct.	H	A	W	L	Pct.	H	A
UC Riverside	0	0	.000	0-0	0-0	5	2	.714	4-0	1-2
Hawai'i	0	0	.000	0-0	0-0	4	2	.667	4-1	0-1
UC Irvine	0	0	.000	0-0	0-0	4	4	.500	1-0	2-3
Cal State Fullerton	0	0	.000	0-0	0-0	2	3	.400	1-1	1-2
UC Santa Barbara	0	0	.000	0-0	0-0	2	3	.400	2-1	0-2
Long Beach State	0	0	.000	0-0	0-0	2	4	.333	2-0	0-4
UC Davis	0	0	.000	0-0	0-0	2	6	.250	1-0	0-4
Cal Poly	0	0	.000	0-0	0-0	1	5	.167	1-0	0-5
CSUN	0	0	.000	0-0	0-0	0	7	.000	0-1	0-5

NOTE: Standings through games played on Nov. 26

RADIO/TV ROSTER



Wesley HARRIS

Forward • 6-6 • 210 • So.
Phoenix, Ariz.
Otero Junior College
Communication



Damion SQUIRE

Guard • 6-0 • 175 • So.
Montreal, Quebec
Wasatch Academy (Utah) '18
Undeclared




Stefan GONZALEZ

Guard • 6-2 • 195 • Sr.
Pocatello, Idaho
Saint Mary's
Communication




Aaron MURPHY

Forward • 6-6 • 220 • Fr.
Modesto, Calif.
Modesto Christian HS '19
English/Philosophy



Ezra MANJON

Guard • 5-11 • 165 • Fr.
Brentwood, Calif.
Heritage HS '19
Undeclared



Kennedy KOEHLER

Forward • 6-7 • 220 • Jr.
Las Vegas, Nev.
Pima Community College
Communication




Caleb FULLER

Guard • 6-5 • 210 • So.
Ipswich, England
Barking Abbey School '18
Undeclared




Matt NEUFELD

Center • 6-11 • 225 • Sr.
Victoria, British Columbia
Saint Louis
Communication



B.J. SHAW

Guard • 6-6 • 180 • RFr.
Oakland, Calif.
Brewster Academy (N.H.) '18
Undeclared



Joe MOONEY

Guard • 6-3 • 187 • Sr.
Wauconda, Ill.
Notre Dame College Prep '15
Economics



Rogers PRINTUP

Guard • 6-4 • 205 • Sr.
Orange, Calif.
Orange Lutheran HS '15
Communication



Ade ADEBAYO

Guard • 6-4 • 180 • Fr.
London, England
Barking Abbey School '19
Mechanical Engineering




Cameron BA

Guard • 6-3 • 175 • RFr.
Alameda, Calif.
St. Joseph Notre Dame HS '18
Undeclared



Oliver GEHRKE

Forward • 6-7 • 215 • Fr.
Stockholm, Sweden
Jämtland Gymnasium Wargentim
Undeclared



Elijah PEPPER

Guard • 6-4 • 200 • Fr.
Selah, Wash.
Selah HS '19
Undeclared



Jim LES

Ninth Season at UC Davis

2019-20 ROSTER

No.	Player	Pos.	Ht.	Wt.	Yr.	Hometown/Last School	Major
0	Wesley Harris	F	6-6	210	So.	Phoenix, Ariz. / Otero Junior College	Communication
1	Damion Squire*	G	6-0	175	So.	Montreal, Quebec / Wasatch Academy (Utah) '18	Undeclared
2	Stefan Gonzalez*	G	6-2	195	Sr.	Pocatello, Idaho / Saint Mary's	Communication
3	Aaron Murphy	F	6-6	220	Fr.	Modesto, Calif. / Modesto Christian '19	English/Philosophy
5	Ezra Manjon	G	5-11	165	Fr.	Brentwood, Calif. / Heritage HS '19	Undeclared
10	Kennedy Koehler	F	6-7	220	Jr.	Las Vegas / Pima Community College	Communication
11	Caleb Fuller*	G	6-5	210	So.	Ipswich, England / Barking Abbey School '18	Undeclared
13	Matt Neufeld*	C	6-11	225	Sr.	Victoria, British Columbia / Saint Louis	Communication
20	B.J. Shaw	G	6-6	180	RFr.	Oakland, Calif. / Brewster Academy (N.H.) '18	Undeclared
22	Joe Mooney***	G	6-3	187	Sr.	Wauconda, Ill. / Notre Dame College Prep '15	Economics
23	Rogers Printup***	G	6-4	205	Sr.	Orange, Calif. / Orange Lutheran HS '15	Communication
24	Ade Adebayo	G	6-4	180	Fr.	London, England / Barking Abbey School '19	Mechanical Engineering
30	Cameron Ba	G	6-3	175	RFr.	Alameda, Calif. / St. Joseph Notre Dame HS '18	Undeclared
33	Oliver Gehrke	F	6-7	215	Fr.	Stockholm, Sweden / Jämtland Gymn. Wargentim '19	Undeclared
40	Elijah Pepper	G	6-4	200	Fr.	Selah, Wash. / Selah HS '19	Undeclared

* - Denotes years lettered at UC Davis

Head Coach	Jim Les (Ninth Season), Bradley '86
Associate Head Coach	Kevin Nosek (18th Season), UC Davis '99
Assistant Coach	Kyle Vogt (Eighth Season), Lakeland College '02
Assistant Coach	Jonathan Metzger-Jones (Fourth Season), Pacific '02
Director of Basketball Operations	Brendan McShea (Third Season), William & Mary '06
Video Coord./Asst. Director of Operations	Justin Halloran (First Season), St. Ambrose University '17
Operations & Video Assistant	Luis Reyes (Second Season)
Athletic Trainer	Samm Brockel (Fourth Season), San Francisco State '11

Roster Breakdown by Position

Guards (9): Ade Adebayo, Cameron Ba, Caleb Fuller, Stefan Gonzalez, Joe Mooney, Elijah Pepper, Rogers Printup, B.J. Shaw, Damion Squire

Forwards (5): Oliver Gehrke, Wesley Harris, Kennedy Koehler, Aaron Murphy

Center (1): Matt Neufeld

Year

Freshmen (5): Ade Adebayo, Oliver Gehrke, Ezra Manjon, Aaron Murphy, Elijah Pepper

Redshirt Freshmen (2): Cameron Ba, B.J. Shaw

Sophomores (3): Caleb Fuller, Wesley Harris, Damion Squire

Junior (1): Kennedy Koehler

Seniors (4): Stefan Gonzalez, Joe Mooney, Matt Neufeld, Rogers Printup

Height

5-11 (1): Ezra Manjon

6-0 (1): Damion Squire

6-2 (1): Stefan Gonzalez

6-3 (2): Cameron Ba, Joe Mooney

6-4 (3): Ade Adebayo, Elijah Pepper, Rogers Printup

6-5 (1): Caleb Fuller

6-6 (3): Wesley Harris, Aaron Murphy, B.J. Shaw

6-7 (2): Oliver Gehrke, Kennedy Koehler

6-11 (1): Matt Neufeld

Hometown

Arizona (1): Wesley Harris (Phoenix)

California (5): Cameron Ba (Alameda), Ezra Manjon (Brentwood), Aaron Murphy (Modesto), Rogers Printup (Orange), B.J. Shaw (Oakland)

Idaho (1): Stefan Gonzalez (Pocatello)

Illinois (1): Joe Mooney (Wauconda)

Nevada (1): Kennedy Koehler (Las Vegas)

Washington (1): Elijah Pepper (Selah)

International (5): Ade Adebayo (London, England), Caleb Fuller (Ipswich, England), Oliver Gehrke (Stockholm, Sweden), Matt Neufeld (Vancouver, B.C., Canada), Damion Squire (Montreal, Quebec)

OVERALL STATISTICS - UC DAVIS

Game Records

Record	Overall	Home	Away	Neutral
ALL GAMES	2-6	1-0	0-4	1-2
CONFERENCE	0-0	0-0	0-0	0-0
NON-CONFERENCE	2-6	1-0	0-4	1-2

Score by Periods

Team	1st	2nd	OT	TOT
UC Davis	249	285	18	552
Opponents	283	277	23	583

Team Box Score

No.	Player				Total		3-Point		F-Throw		Rebounds											
		GP-GS	MIN	AVG	FG-FGA	FG%	3FG-FGA	3FG%	FT-FTA	FT%	OFF	DEF	TOT	AVG	PF	DQ	A	TO	BLK	STL	PTS	AVG
13	NEUFELD, Matt	8-7	194:41	24.3	44-71	.620	0-0	.000	19-26	.731	10	24	34	4.3	22	1	3	20	3	4	107	13.4
22	MOONEY, Joe	8-5	228:43	28.6	33-85	.388	17-55	.309	23-28	.821	2	24	26	3.3	12	0	14	15	2	9	106	13.3
05	MANJON, Ezra	8-8	260:37	32.6	40-89	.449	3-9	.333	22-28	.786	5	17	22	2.8	18	1	35	15	2	3	105	13.1
11	FULLER, Caleb	8-5	185:28	23.2	21-45	.467	6-16	.375	9-13	.692	3	16	19	2.4	23	1	11	18	0	5	57	7.1
02	GONZALEZ, Stefan	8-3	175:34	21.9	18-41	.439	15-32	.469	3-4	.750	4	18	22	2.8	4	0	12	7	1	2	54	6.8
30	BA, Cameron	1-0	06:07	6.1	2-3	.667	2-2	1.000	0-0	.000	1	3	4	4.0	0	0	0	0	0	0	6	6.0
40	PEPPER, Elijah	8-6	204:26	25.6	17-55	.309	4-21	.190	3-4	.750	12	23	35	4.4	7	0	17	12	0	9	41	5.1
10	KOEHLER, Kennedy	8-2	138:46	17.3	13-30	.433	0-0	.000	14-20	.700	13	22	35	4.4	21	0	4	8	1	2	40	5.0
20	SHAW, B.J.	3-0	13:21	4.5	3-4	.750	1-1	1.000	0-0	.000	0	1	1	0.3	3	0	0	1	0	0	7	2.3
23	PRINTUP, Rogers	7-2	81:16	11.6	5-14	.357	1-7	.143	2-2	1.000	3	13	16	2.3	8	0	6	3	1	3	13	1.9
33	GEHRKE, Oliver	5-0	39:51	8.0	3-7	.429	2-4	.500	1-3	.333	0	3	3	0.6	4	0	2	2	0	1	9	1.8
01	SQUIRE, Damion	3-2	36:59	12.3	2-5	.400	1-2	.500	0-0	.000	0	2	2	0.7	7	0	4	5	1	2	5	1.7
24	ADEBAYO, Ade	8-0	84:12	10.5	1-3	.333	0-1	.000	0-0	.000	0	10	10	1.3	12	0	7	6	2	0	2	0.3
Team											9	12	21				2					
Total		8	1650		202-452	.447	52-150	.347	96-128	.750	62	188	250	31.3	141	3	115	114	13	40	552	69.0
Opponents		8	1650		209-461	.453	55-158	.348	110-138	.797	77	203	280	35.0	137	-	129	107	20	51	583	72.9

Team Statistics

	UCD	OPP
Scoring	552	583
Points per game	69.0	72.9
Scoring margin	-3.9	-
Field goals-att	202-452	209-461
Field goal pct	.447	.453
3 point fg-att	52-150	55-158
3-point FG pct	.347	.348
3-pt FG made per game	6.5	6.9
Free throws-att	96-128	110-138
Free throw pct	.750	.797
F-Throws made per game	12.0	13.8
Rebounds	250	280
Rebounds per game	31.3	35.0
Rebounding margin	-3.8	-
Assists	115	129
Assists per game	14.4	16.1
Turnovers	114	107
Turnovers per game	14.3	13.4
Turnover margin	-0.9	-
Assist/turnover ratio	1.0	1.2
Steals	40	51
Steals per game	5.0	6.4
Blocks	13	20
Blocks per game	1.6	2.5
Winning streak	0	-
Home win streak	1	-
Attendance	1339	8769
Home games-Avg/Game	1-1339	4-2192
Neutral site-Avg/Game	-	3-70

Team Results

Date	Opponent		Score	Att.
11/05/2019	at Loyola Chicago	L	48-82	3244
11/07/2019	William Jessup	W	109-63	1339
11/14/2019	vs Idaho	W	65-64	108
11/15/2019	at Arkansas St.	L	67-80	1176
11/17/2019	vs VMI	L	84-89	103
11/20/2019	vs Sacramento St.	L	51-61	0
11/23/2019	at Portland	L	62-72	1286
11/26/2019	at California	L	66-72	3063

OVERALL STATISTICS - UTAH

Game Records

Record	Overall	Home	Away	Neutral
ALL GAMES	4-1	2-0	1-1	1-0
CONFERENCE	0-0	0-0	0-0	0-0
NON-CONFERENCE	4-1	2-0	1-1	1-0

Score by Periods

Team	1st	2nd	OT	TOT
Utah	220	212	0	432
Opponents	155	182	0	337

Team Box Score

No.	Player				Total		3-Point		F-Throw		Rebounds													
		GP-GS	MIN	AVG	FG-FGA	FG%	3FG-FGA	3FG%	FT-FTA	FT%	OFF	DEF	TOT	AVG	PF	DQ	A	TO	BLK	STL	PTS	AVG		
1	ALLEN, Timmy	5-5	154:44	30.9	36-65	.554	1-4	.250	29-37	.784	4	38	42	8.4	6	0	7	14	3	2	102	20.4		
11	GACH, Both	5-5	142:60	28.6	26-55	.473	6-23	.261	18-21	.857	1	17	18	3.6	8	0	18	12	1	1	76	15.2		
21	BATTIN, Riley	5-5	133:17	26.7	16-31	.516	5-13	.385	16-22	.727	7	25	32	6.4	8	0	7	8	0	1	53	10.6		
15	JONES, Rylan	5-5	138:51	27.8	14-37	.378	9-24	.375	12-12	1.000	2	19	21	4.2	14	0	29	13	0	6	49	9.8		
25	PLUMMER, Alfonso	3-0	43:58	14.7	10-24	.417	6-18	.333	0-0	.000	0	2	2	0.7	2	0	2	2	0	1	26	8.7		
35	CARLSON, Branden	5-5	102:15	20.5	16-26	.615	0-3	.000	4-5	.800	8	18	26	5.2	10	0	5	4	5	2	36	7.2		
5	BRENCHLEY, Jaxon	5-0	69:11	13.8	11-19	.579	8-14	.571	0-2	.000	0	11	11	2.2	3	0	2	1	0	2	30	6.0		
13	BALLSTAEDT, Eli	3-0	35:51	12.0	5-12	.417	5-12	.417	0-0	.000	0	3	3	1.0	4	0	2	1	0	0	15	5.0		
2	VAN KOMEN, Matt	3-0	17:06	5.7	6-9	.667	0-0	.000	1-2	.500	4	5	9	3.0	0	0	0	1	1	0	13	4.3		
20	JANTUNEN, Mikael	5-0	93:37	18.7	7-12	.583	0-2	.000	6-13	.462	11	16	27	5.4	16	1	7	6	0	0	20	4.0		
14	KING, Brooks	1-0	05:39	5.7	1-3	.333	1-2	.500	0-0	.000	0	1	1	1.0	2	0	2	0	0	0	3	3.0		
32	THIOUNE, Lahat	5-0	54:29	10.9	2-4	.500	0-0	.000	3-6	.500	6	12	18	3.6	6	0	1	4	4	2	7	1.4		
10	HADDOCK, Brandon	3-0	08:02	2.7	0-3	.000	0-1	.000	2-5	.400	0	0	0	0.0	1	0	2	0	0	0	2	0.7		
Team											12	13	25					2						
Total		5	1000		150-300	.500	41-116	.353	91-125	.728	55	180	235	47.0	80	1	84	68	14	17	432	86.4		
Opponents		5	1000		128-342	.374	44-141	.312	37-58	.638	51	117	168	33.6	118	-	59	54	23	37	337	67.4		

Team Statistics

	UTAH	OPP
Scoring	432	337
Points per game	86.4	67.4
Scoring margin	+19.0	-
Field goals-att	150-300	128-342
Field goal pct	.500	.374
3 point fg-att	41-116	44-141
3-point FG pct	.353	.312
3-pt FG made per game	8.2	8.8
Free throws-att	91-125	37-58
Free throw pct	.728	.638
F-Throws made per game	18.2	7.4
Rebounds	235	168
Rebounds per game	47.0	33.6
Rebounding margin	+13.4	-
Assists	84	59
Assists per game	16.8	11.8
Turnovers	68	54
Turnovers per game	13.6	10.8
Turnover margin	-2.8	-
Assist/turnover ratio	1.2	1.1
Steals	17	37
Steals per game	3.4	7.4
Blocks	14	23
Blocks per game	2.8	4.6
Winning streak	1	-
Home win streak	2	-
Attendance	22686	10593
Home games-Avg/Game	2-11343	2-5297
Neutral site-Avg/Game	-	1-1921

Team Results

Date	Opponent		Score	Att.
11/05/2019	at Nevada	W	79-74	8324
11/08/2019	Mississippi Val.	W	143-49	9926
11/15/2019	Minnesota	W	73-69	12760
11/21/2019	at Coastal Carolina	L	57-79	2269
11/22/2019	vs Ohio	W	80-66	1921

TRUE UNIVERSITY AMBASSADORS

- Excelling on the field and in the classroom, UC Davis student-athletes compete in 25 intercollegiate sports (16 women's and nine men's) and are enrolled in 93 different undergraduate majors
- Ranked No. 5 among all public schools in the nation by the Wall Street Journal and Times Higher Education, UC Davis offers nearly 100 graduate programs and more than 100 undergraduate majors across four colleges and six professional schools, including the world's top-ranked veterinary science and agriculture programs
- Recently, the Aggies won conference championships in football, men's basketball, women's basketball, men's soccer, and men's water polo
- UC Davis also holds recent individual conference titles in gymnastics, women's golf, men's golf, swimming and diving, and track and field
- UC Davis student-athletes perform academically at a level of achievement that is equivalent to the undergraduate student body at large
- UC Davis' teams lead their conferences in many academic metrics, including Academic Progress Rate (APR) and Graduation Success Rate (GSR)
- UC Davis Athletics also sets the national standard in preparing student-athletes to launch successfully into jobs and graduate school opportunities through its innovative Aggie EVO System

THE HOME OF BIG WEST BASKETBALL

- Since head coach Jim Les took the helm of the men's basketball program on May 5, 2011, he and his staff turned UC Davis into the home of Big West basketball
- Highlighted by their appearance in the 2017 Division I NCAA Men's Basketball Tournament, the Aggies advanced to postseason play three times within a four-year timespan
- Starting with their first, earned during the 2014-15 season, the Aggies won three Big West Conference championships within that

four-year timespan

- UC Davis also posted three 20-win seasons in four years
- The Aggies rightfully earned their spot on college basketball's national map, and continue to strengthen their status on a yearly basis, as evident by the quality of opponents on this season's schedule
- The Pavilion has turned into the biggest home court advantage for any Big West school since Coach Les took over the program: In addition to posting two perfect home records within three years (14-0 in 2014-15 and 11-0 in '16-'17)
- Last season, no school earned more All-Big West accolades than UC Davis

THE FUTURE LOOKS BRIGHT

- This year's men's basketball roster skews young, and the Aggies' newcomers have faced a baptism by fire this season
- However, the decision to play its talented newcomers is starting to pay off, as evident by the way UC Davis played against its first Power Five opponent of the season
- When the Aggies faced Cal on Nov. 26, freshman guard Ezra Manjon posted his first 20-point game of the season when he finished with a game-high 21 against the Golden Bears
- UC Davis' defense caused 15 turnovers, which includes three charges drawn by Elijah Pepper at key points in the first half
- The Aggies' D played a key role in their 18-point comeback

PROTECT THE ROCK AT ALL COSTS

- UC Davis did a phenomenal job protecting the ball at Cal since it only committed four turnovers throughout the entire game
- All four turnovers took place in the first half
- This is the first time since Sec. 17, 2012 (in a home game against Eastern Washington), that UC Davis committed five turnovers or less

MEDIA SERVICES

WEEKLY/POSTGAME INTERVIEWS

Head Coach Jim Les and UC Davis student-athletes are available for interviews in person or by telephone throughout the season. All interviews must be coordinated with athletics communications contact Eric Bankston and requested 24 hours in advance

Postgame interviews with Coach Les and student-athletes will be conducted in the media work room of the Pavilion following a 10-minute cooling off period. Interview requests can be coordinated with Eric Bankston prior to the conclusion of the game. The locker room will not be open for postgame interviews.

CREDENTIAL REQUESTS

Press seating inside the Pavilion is available solely for the use of credentialed media, please submit your request to Eric Bankston at least 24 hours before tipoff. Credential requests do not automatically guarantee entrance and are approved on a case-by-case basis. Media can pick up their credential by showing a valid ID at the Pavilion's box office.

Men's Basketball Contact : Eric Bankston

Office Phone: (530) 752-3505

Cell Phone: (714) 705-3742

E-Mail Address: elbankston@ucdavis.edu

PRONUNCIATION GUIDE

ADE ADEBAYO: "Add-A Add-A-bye-o"

Oliver Gehrke: "Gur-key"

STEFAN Gonzalez: "steph-ON"

Kennedy KOEHLER: "COAL-ur"

Jim LES: "less"

EZRA MANJON: "EZ-ruh MAN-yawn"

Matt NEUFELD: "NEW-feld"

Kevin NOSEK: "NO-seck"

DAMION Squire: "DAY-me-on"

Kyle VOGT: "vote"

WHAT'S IN A NAME?

Even though the institution's official name is University of California, Davis, **please use UC Davis** when referring to its athletics programs.

In the past, the UC Davis athletics has been referred to incorrectly as Cal State Davis, Cal-Davis, Cal-Davis, Calif., CS Davis, Davis State, University of Davis, U.C. Davis, UC at Davis, UC-Davis and UC, Davis. Please do not hesitate to contact athletics communications representative Eric Bankston if you have any questions regarding the correct reference.

FEARSOME FOURSOME

- Entering this week's games, UC Davis is the only Big West team with three of the league's top 13 scorers
- Those Aggies are senior center Matt Neufeld (No. 8, 14.3), senior guard Joe Mooney (No. 9, 113.6 ppg), freshman guard Ezra Manjon (No. 13, 12.0)

CALEB MCGILL SIGNS NLI DURING FALL WINDOW

- Caleb McGill, a 6-foot-7 forward from Aurora, Colorado, signed a National Letter of Intent with UC Davis basketball during the fall window
- McGill, an AP Scholar with Distinction, three-year academic and athletic letterwinner, is equally successful on the court by leading Grandview High School to a 5A State championship in 2018.
- That successful postseason run ended with 5A Playoff All-Team accolades
- The Wolves finished that season with a 24-4 overall and 11-3 league record, won its last 11 games in a row, earned a No. 1 ranking among all Colorado high school teams and No. 37 in the nation
- Throughout McGill's tenure at GHS, the basketball program has enjoyed nothing but success and is consistently ranked among the country's top programs
- Entering his senior year, the Wolves won 80 percent of their games (64-16 combined record) and 33 of 42 matchups against league opponents (.786 winning percentage)
- A McGill-led Grandview team won a 5A Centennial championship last year and will begin its title defense during the 2019-20 season
- In addition to helping the Wolves win another championship, McGill's junior season also included All-State honors
- Last summer, the NCAA selected McGill to participate in one of its four new NCAA youth development camps
- He was part of a select list of individuals from across the country to develop their skills, from an athletic and academic perspective, and prepare for the daily rigors faced by Division I student-athletes

THEY DIDN'T PLAY LIKE NEWCOMERS

- Throughout the Red Wolves Classic, the Aggies' lone tournament of the season, their newcomers played like seasoned veterans
- Against Idaho, it was Ezra Manjon who capped UC Davis' comeback with a running layup, in the final seconds, to win the game

- In the team's Oct. 17 tournament finale, Manjon's free throw, made with nine seconds remaining in regulation, forced overtime for the first time this season
- In OT, it was a three nailed by freshman guard Elijah Pepper that evened the score at 74, vs. VMI, and took that game into double overtime
- That day, Pepper posted eight points and led all Aggies with a career-high 10 rebounds — nearly one-fourth of the team's total since it finished with 43
- Junior forward Kennedy Koehler's defense frustrated the Keydets all game long by forcing turnovers and crashing the glass on both ends of the court, and finished his day with eight points and eight rebounds (both career highs)

AGGIES KEPT IT 100 IN THEIR HOME OPENER

- In the first home game of the season, all 13 active players saw action against William Jessup (11/7) and scored a combined 109 points
- That game marked the first time that UC Davis scored 100 points or more, on Bob Hamilton Court since it scored 108 in a one-point OT victory vs. UC Irvine on Jan. 29, 2011
- Until that night, UC Davis did not score 100 or more points, in a regulation victory, since joining the Big West Conference in 2007
- It has been more than 19 years since UC Davis scored 100 or more points in a non-overtime game, and won at home
- That feat last took place on Jan. 23, 1999, in a 102-71 result vs. Chico State

A YOUNG, YET EXPERIENCED ROSTER

- The 2019-20 roster provides ninth-year head coach Jim Les with a variety of lineup options, depending on the Aggies' opponent
- All four members of this year's senior class — Stefan Gonzalez, Matt Neufeld, Joe Mooney and Rogers Printup — are fifth-years
- Combined with Kennedy Koehler, the team's only junior transfer, only five members of this year's squad are upperclassmen
- Cameron Ba and B.J. Shaw redshirted the 2018-19 season and will make their debut this year
- Sophomore Wesley Harris transferred from Otero Junior College, and finished his freshman season with four top-25 stats among all junior college players in the nation
- Of the program's four true freshmen, two competed abroad last year (Ade Adebayo, England; Oliver Gehrke, Sweden); Gehrke

MISCELLANEOUS STATISTICS**DOUBLE-FIGURE SCORING GAMES**

Player	2019-20	Career
Matt Neufeld	6	18
Joe Mooney	4	28
Ezra Manjon	4	4
Caleb Fuller	3	4
Stefan Gonzalez	1	6
Rogers Printup	1	5
Damion Squire	0	1

20-POINT GAMES

Player	2019-20	Career
Joe Mooney	2	4
Matt Neufeld	1	1
Stefan Gonzalez	0	1
Rogers Printup	0	1

NCAA RANKINGS

Category (TEAM)	Rank/Statistic
Free Throws Made.....	92/96
Free Throw Pct.	55/750
Total Assists	26/115

Category (INDIVIDUAL)	Rank/Statistic
Three-Pt. FGA Joe Mooney	26/55
Assist/TO Ratio Ezra Manjon	99/2.33
Field Goal Pct. Matt Neufeld	36/620
Total 3FGM Joe Mooney	98/17
Total FGM Matt Neufeld	60/44
Total Assists Ezra Manjon	42/35
Total FGM Matt Neufeld	60/44

NOTE: Top 100 NCAA stats through games played on 11/26

represented Team Sweden in last summer's FIBA Championships

AGGIE TRIO RECEIVE INVITATIONS TO REPRESENT THEIR HOME COUNTRIES

- Sophomore guards Damion Squire, Caleb Fuller, and freshman forward Oliver Gehrke each earned invitations to compete in various FIBA championship tournaments this past summer as members of Team Canada, Team Great Britain and Team Sweden, respectively
- At the FIBA U19 Basketball World Cup, Squire played a key role in all seven of Team Canada's games
- During group play versus Senegal, the Montreal native finished with 18 points, three rebounds and a team-high four assists to help the second-ranked team in the world draw a matchup against France in the quarterfinals
- In Canada's final two games of the tournament, Squire finished with 10 points, two rebounds and two steals versus Puerto Rico, which led to Top Performer of the Game honors
- In the team's World Cup finale against Serbia, Squire posted three rebounds and a tournament-high five assists

11-29 at Utah >> Jon M. Huntsman Center >> Salt Lake City

- Throughout the last four years, Gehrke competed for Sweden's National Team as a member of its U16 and U18 squads
- Before heading to Davis to take summer classes, and participate in the team's strength and conditioning workouts, Gehrke represented his country once again at FIBA's U20 European Championship
- The incoming freshman started championship competition with an attention-grabbing 20 points, six rebounds, three steals and three assists, and continued his stellar play throughout 10-day event
- By finishing with 12 points and a tournament-high nine rebounds against Estonia, Sweden's final Championship opponent, Gehrke shot 39 percent overall and 34 percent from three-point range for the tournament
- Before joining the Aggies in the summer of 2018, Fuller represented Great Britain in two FIBA championship tournaments; his last competition with the National Team ended with a U19 title, which led to another invitation to compete for Team GB earlier this summer
- Fuller respectfully declined this offer to spend time with his family, an opportunity that rarely presented itself last year — his first at UC Davis — due to his academic workload and athletic commitments

IT SEEMS LIKE YESTERDAY, NOT TWO DECADES AGO

- The 2019-20 season will mark the 22nd anniversary of UC Davis basketball's Division II National Championship season (1997-98)
- UC Davis finished with a 31-2 overall record, won all 14 games against Northern California Athletic Conference teams, and all 17 home games played throughout the regular season and playoffs
- Current UC Davis associate head coach Kevin Nosek competed for the Aggies that season

ESPN WILL FEATURE UP TO SEVEN UC DAVIS GAMES AS PART OF BIG WEST'S 2019-20 BROADCAST SCHEDULE

- Two UC Davis basketball home games, and a pair of road contests were included in ESPN's Wild Card schedule when network and Big West officials announced this year's conference television package
- Potential nationally televised home games include matchups versus UC Irvine (Jan. 30) and CSUN (Feb. 15)
- Aggie road contests at Cal State Fullerton (Feb. 8) and Cal Poly (Feb. 20) were included in this season's Wild Card slate

- ESPN3 will broadcast three UC Davis men's basketball games during league play: at Long Beach State (Jan. 16), CSUN (Jan. 18), and UC Irvine (Feb. 6)
- UC Davis' game at Cal State Fullerton (Feb. 8), and regular season finale at UC Riverside (March 7) are among a list of events ESPN has the option to air on those respective weekends, as part of the network's Wild Card package

AGGIES LIVE ALL OVER THE WORLD

- This year's roster is one of the most diverse, and internationally-influenced squads in program history
- Sophomore guard Caleb Fuller and freshman guard Ade Adebayo were former teammates at Barking Abbey School, located 30 minutes east of London's city center
- Fuller hails from Ipswich, England, London is Adebayo's home away from UC Davis
- Sophomore guard Damion Squire and senior center Matt Neufeld are from Victoria, British Columbia, and Montreal, Quebec respectively.
- Stockholm, Sweden, is freshman forward Oliver Gehrke's hometown

PRINTUP LEADS TEAM USA TO GOLD IN WORLD DEAF BASKETBALL CHAMPIONSHIPS

- As a representative of Team USA at the World Deaf Basketball Championships, hosted by Gallaudet University in July, 2018, then-junior guard Rogers Printup led his team to a gold in this international tournament
- Printup learned after Team USA's 81-63 victory vs. Japan, in the championship game, that he was named to the Best Five Team for the Men's 2018 U21 World Deaf Basketball Championships — a group that features the tournament's five strongest overall performers
- After defeating Israel, 103-24 in its opening game, Team USA collected additional wins against Australia (95-28), Ukraine (93-48) — which included a game-high 20-point performance from Printup — Lithuania (113-39), Canada (126-23) and a thrilling 78-73 result against Spain, which allowed the hosts to earn an opportunity to compete for gold

BIG WEST RANKINGS (TEAM)

Category	Rank/Statistic
Scoring Offense.....	5/69.4
Scoring Defense.....	5/73.0
Scoring Margin.....	5/-3.6
Free Throw Percentage.....	5/757
Field Goal Percentage.....	2/458
Field Goal Percentage Defense.....	4/439
3-Point Field Goal Percentage.....	5/333
3-Point Field Goal Percentage Defense.....	2/329
3-Point Field Goals Made.....	4/7.0
Rebounding Offense.....	6/32.2
Rebounding Defense.....	6/34.7
Rebounding Margin.....	7/-2.6
Blocked Shots.....	7/1.9
Assists.....	2/15.1
Steals.....	7/5.1
Turnover Margin.....	5/-2.6
Assist/Turnover Ratio.....	3/1.0
Offensive Rebounds.....	7/8.0
Defensive Rebounds.....	6/24.1

NOTE: Big West stats through games played on Nov. 24

BIG WEST RANKINGS (INDIVIDUAL)

Category	Name	Rank/Statistic
Scoring	Matt Neufeld	8/14.2
	Joe Mooney	9/13.6
	Ezra Manjon	13/12.0
Rebounding	Kennedy Koehler	15/4.7
	Matt Neufeld	T-16/4.86
	Elijah Pepper	20/4.4
Field Goal Pct.	Matt Neufeld	1/672
Free Throw Pct.	Joe Mooney	9/808
	Matt Neufeld	10/783
	Ezra Manjon	11/750
Assists	Ezra Manjon	3/4.1
	Elijah Pepper	13/2.4
	Joe Mooney	4/864
Steals	Joe Mooney	13/1.1
Blocked Shots	Elijah Pepper	T-14/1.0
	Matt Neufeld	T-13/0.4
	Ezra Manjon	6/2.6
Assist/TO Ratio	Kennedy Koehler	T-6/1.7
Offensive Rebs.	Elijah Pepper	T-11/1.6

BIG WEST PLAYER OF THE WEEK

Date	Name	School	Year
11/11	George Willborn III	UC Riverside	Jr.
11/18	Eddie Stansberry	Hawai'i	Sr.
11/25	Callum McRae	UC Riverside	So.
12/2			
12/9			
12/16			
12/23			
12/30			
1/6			
1/13			
1/20			
1/27			
2/3			
2/10			
2/17			
2/24			
3/2			
3/9			

FROM THE PAST TO THE PRESENT

• The 2019-20 season is the 13th for UC Davis athletics as a member of the Big West Conference. Previous conference affiliations include:

Big West Conference

2007-present

Division I Independent

2004-2007

California Collegiate Athletic Conference

1998-2004

Northern California Athletic Conference

1982-1998

Far West Conference

1925-1982

NOTE: The Far West changed its name to the Northern California Athletic Conference in 1982

POSTSEASON HISTORY

NCAA

2017	NCAA Tournament First Round (Midwest Region; Tulsa, Okla.)	Lost vs. Kansas, 100-62
	NCAA Tournament First Four (Dayton, Ohio)	Won vs. N.C. Central, 67-63

CONFERENCE

2018	Big West Conference Semifinal	Lost vs. Cal State Fullerton, 55-52
	Big West Conference Quarterfinal	Won vs. UC Riverside, 70-66
2017	Big West Conference Final	Won vs. UC Irvine, 50-47
	Big West Conference Semifinal	Won vs. Cal State Fullerton, 66-64 (OT)
	Big West Conference Quarterfinal	Won vs. Cal Poly, 66-55
2016	Big West Conference Quarterfinal	Lost vs. UC Santa Barbara, 87-61
2015	Big West Conference Quarterfinal	Won vs. CSUN, 71-67
	Big West Conference Semifinal	Lost vs. Hawai'i, 65-58
2013	Big West Conference Quarterfinal	Lost vs. Cal Poly, 64-41
2012	Big West Conference Quarterfinal	Lost vs. Long Beach State, 80-46
2010	Big West Conference Semifinal	Lost vs. UC Santa Barbara, 76-62
	Big West Conference Quarterfinal	Won vs. Cal State Fullerton, 68-65 (OT)
2009	Big West Conference Quarterfinal	Lost vs. Pacific, 67-60
	Big West Conference First Round	Won vs. UC Irvine, 69-68
1998	NCAC Shaughnessy Final	Won vs. Sonoma State, 59-57
	NCAC Shaughnessy First Round	Won vs. Stanislaus State, 62-52
1997	NCAC Shaughnessy Final	Won vs. Cal State Hayward, 94-60
	NCAC Shaughnessy First Round	Won vs. Sonoma State, 62-61
1996	NCAC Shaughnessy Final	Won vs. Sonoma State, 75-67
	NCAC Shaughnessy First Round	Won vs. Chico State, 94-79
1995	NCAC Shaughnessy Final	Won vs. Chico State, 102-65
	NCAC Shaughnessy Semifinal	Lost vs. Chico State, 86-79
	NCAC Shaughnessy First Round	Won vs. San Francisco State, 58-49
1993	NCAC Shaughnessy First Round	Lost at Stanislaus State, 85-71
1992	NCAC Shaughnessy Final	Lost at Chico State, 77-75
	NCAC Shaughnessy Semifinal	Won at Chico State, 71-57
	NCAC Shaughnessy First Round	Won vs. Stanislaus State, 93-74
1991	NCAC Shaughnessy First Round	Lost to San Francisco State, 80-76
1989	NCAC Shaughnessy Final	Lost at Sonoma State, 83-79
	NCAC Shaughnessy First Round	Won vs. Cal State Hayward, 60-59 (OT)
1988	NCAC Shaughnessy Final	Lost at Cal State Hayward, 75-68
	NCAC Shaughnessy First Round	Won at San Francisco State, 62-60
1987	NCAC Shaughnessy First Round	Lost vs. Humboldt State, 58-52
1986	NCAC Shaughnessy Final	Lost at Cal State Hayward, 71-65
	NCAC Shaughnessy First Round	Won at San Francisco State, 75-68
1985	NCAC Shaughnessy First Round	Lost at Cal State Hayward, 69-62
1983	NCAC Shaughnessy First Round	Lost at San Francisco State, 83-68
1982	NCAC Shaughnessy First Round	Lost at San Francisco State, 63-70

NOTE: The Far Western Conference (1924-82) and California Collegiate Athletic Association (1999-2004) did not have conference tournaments.

NATIONAL INVITATION TOURNAMENT

2018	NIT First Round (Salt Lake City)	Lost at Utah, 69-59
2015	NIT First Round (Stanford, Calif.)	Lost at Stanford, 77-64

NCAA DIVISION II

2000	NCAA West Regional Final (Seattle)	Lost vs. Seattle Pacific, 68-61
	NCAA West Regional Semifinal	Won vs. BYU Hawaii, 60-53
1999	NCAA West Regional Semifinal (Bellingham, Wash.)	Lost vs. Seattle Pacific, 73-68
1998	NCAA Elite Eight Final (Louisville, Ky.)	Won vs. Kentucky Wesleyan, 83-77
	NCAA Elite Eight Semifinal	Won vs. State Rose (N.Y.), 88-76

	NCAA Elite Eight Quarterfinal	Won vs. West Texas A&M, 63-55
	NCAA West Regional Final (Davis, Calif.)	Won vs. Seattle Pacific, 80-52
	NCAA West Regional Semifinal.....	Won vs. Cal State Los Angeles, 53-51
1997	NCAA West Regional First Round (Bakersfield, Calif.).....	Lost to Grand Canyon, 78-66
1996	NCAA West Regional Semifinal (Bakersfield, Calif.).....	Lost to Seattle Pacific, 79-65
	NCAA West Regional First Round.....	Won vs. Montana State-Billings, 89-80
1995	NCAA West Regional Consolation (Riverside, Calif.).....	Lost to Cal State Los Angeles, 78-74
	NCAA West Regional Semifinal.....	Lost at UC Riverside, 84-66
	NCAA West Regional First Round (Davis, Calif.).....	Won vs. Grand Canyon, 92-88 (OT)
1978	NCAA West Regional Consolation (Tacoma, Wash.).....	Lost at Puget Sound, 96-73
	NCAA West Regional First Round.....	Lost to Cal State Northridge, 79-73
1976	NCAA West Regional Consolation (Tacoma, Wash.).....	Lost to Cal Poly Pomona, 84-82 (OT)
	NCAA West Regional First Round.....	Lost to Cal State Bakersfield, 87-65
1975	NCAA West Regional Consolation (Irvine, Calif.).....	Won at UC Irvine, 84-70
	NCAA West Regional First Round.....	Lost to UC Riverside, 78-77
1969	NCAA West Regional Consolation (Las Vegas, Nev.)	Lost to UC Riverside, 84-70
	NCAA West Regional First Round.....	Lost to UNLV, 84-81
1968	NCAA West Regional Consolation (San Diego, Calif.)	Lost at San Diego State, 79-72
	NCAA West Regional First Round	Lost to UNLV, 96-91
1967	NCAA West Regional Consolation (San Diego, Calif.)	Won vs. Portland State, 81-61
	NCAA West Regional First Round	Lost to Nevada Southern (UNLV), 100-83



UC Davis punched its ticket to the Big Dance for the first time in 2017 when the Aggies defeated UC Irvine, 50-47, in a Big West Conference Tournament championship thriller in 2017. After making its NCAA Tournament debut in Dayton, Ohio, with a 67-63 victory vs. North Carolina Central in the First Four, the Aggies advanced to the Midwest Region First Round and drew Kansas as its opponent.

Big West basketball has called Davis its home in recent seasons: In addition to its three Big West titles and three postseason appearances in the last four years, UC Davis posted three 20-win seasons during that same timespan and turned the Pavilion into one of the strongest home court advantages among all BWC teams.

THIS IS UC DAVIS

2018-19 HIGHLIGHTS — UC DAVIS ATHLETICS

- The most prominent addition to campus is the construction for the Student-Athlete Performance Center, which features a 38,000-square foot structure and a natural grass practice field
- This project comes as a result of an expanded partnership with UC Davis Health, which also earned the naming rights to the former Aggie Stadium. The campus' multi-use stadium became UC Davis Health Stadium on August 1
- UC Davis football enjoyed a historic season, posting a 10-3 record, winning a share of the Big Sky Conference title, and earning a berth in the NCAA FCS playoffs for the first time in program history
- Announced in the spring of 2018 as the 24th and 25th varsity sports, women's equestrian and women's beach volleyball began its inaugural seasons – both in victory

DID YOU KNOW?

- With more than 7,500 undergraduate and graduate students earning degrees at last spring's commencements, UC Davis now has more than 250,000 living alumni
- UC Davis, is a public research university located in Davis, California, 15 minutes west of Sacramento. The campus covers 7,309 acres, making it the largest within the 10-campus University of California system. Classified as a Public Ivy, a publicly funded university considered as providing a quality of education comparable to those of the Ivy League, the university offers over 100 undergraduate majors

REMEMBER YOUR ROOTS

- Short courses were first offered in 1908 and UC, Davis opened its doors as the "University Farm" to 40 degree students (all male from UC Berkeley), who participated in the school's first three-year program that commenced in January 1909

SHE'S AN AGGIE? HE IS TOO?

- A list of well-known UC Davis athletics alums includes:
 - Dan Hawkins, former head football coach at Boise State, Colorado, and Canadian Football League's Montreal Alouettes
 - Chris Petersen, head football coach at Washington
 - Urijah Faber, wrestler; professional Mixed Martial Artist, and member of the UFC Hall of Fame
 - Mike Bellotti, former head football coach at Oregon and current college football analyst at ESPN and ABC
 - Ken O'Brien, 11-year quarterback for the New York Jets and Philadelphia Eagles
 - J.T. O'Sullivan, quarterback for the Cincinnati Bengals and San Francisco 49ers
 - Rolf Benirschke, Pro Bowl and All-Pro placekicker for the San Diego Chargers
 - Colton Schmidt, punter for the Buffalo Bills
 - Daniel Descalso, infielder (and World Series champion) as a member of the St. Louis Cardinals; now plays for the Arizona Diamondbacks
 - Scott Weltz 2012 Olympic finalists in 200 breaststroke, winner of 2012 USA Olympic trials in 200 breast with a meet record
 - Quincy Amarikwa, MLS player for the San Jose Earthquakes
 - Kim Conley, long distance runner that qualified for the 2012 and 2016 Olympics
 - Mark Grieb, former quarterback for the San Jose SaberCats
 - Dr. Daryl Gross, former director of athletics at Syracuse University and current executive director for intercollegiate athletics at Cal State LA

• Other prominent Aggies include:

- John Watson, chairman and chief executive officer of Chevron Corporation from 2010 until his retirement in 2018
- Tani Cantil-Sakauye, Chief Justice of California and the first Asian-American to lead the state's judiciary
- Howard Beck, sports journalist
- Amy Gutierrez, aka Amy G, sports journalist and sideline reporter for Comcast SportsNet Bay Area (San Francisco Giants)
- Tracy Caldwell Dyson, American chemist and NASA astronaut was a Mission Specialist on Space Shuttle Endeavour flight STS-118 in Aug. 2007, part of the Expedition 24 crew on the International Space Station from April 4-Sept. 25, 2010 and completed three spacewalks
- Dr. Stephen K. Robinson, retired from NASA after 36 years of distinguished service, which included numerous honors, four shuttle missions, three spacewalks and extensive expertise in spacecraft systems and space robotics
- Josh Davis, aka DJ Shadow
- Anna Escobedo Cabral, Treasurer of the United States (2005-09)
- John Harris, owner of Harris Ranch in the Central Valley
- Jeffrey Katz, former CEO of Leapfrog Enterprises, and Orbitz
- Tony Miller, former California Secretary of State
- Jackie Speier, U.S. Representative, California 14th Congressional District
- Ann Veneman, former head of U.S. Department of Agriculture and Executive Director of UNICEF
- Hasan Minhaj, stand-up comedian
- Martin Yan, Chef - host of the award-winning TV show, Yan Can Cook

UC DAVIS IS THE IDEAL COMBINATION OF DIVISION I ATHLETICS, ELITE ACADEMICS AND PERSONAL GROWTH

Distinctions in Brief

In 2017–18, 58 percent of our California resident undergraduates received enough gift aid to fully cover their base tuition and fees, and 52 percent of students awarded baccalaureate degrees **did not take on student debt.**

UC Davis graduates more California alumni than any other UC campus. **One in every 230 Californians** is a UC Davis alum. Recent alumni earn a median annual **salary of \$56,300**, and experienced alumni **earn \$94,600.**

UC Davis contributes **more than \$8.1 billion** each year to the California economy.

Our students, faculty and staff volunteer more than **600,000 hours of community service per year.**

UC Davis is **highly ranked** among the most diverse large national research universities by *U.S. News & World Report*. Our community benefits from

hundreds of programs and clubs that support diversity and inclusion.

Forty-six **percent** of UC Davis undergraduates are **first-generation college students.**

UC Davis is home to **international students and scholars from more than 140 countries**, and UC Davis students gain global perspectives through Study Abroad and other global learning opportunities in **more than 50 countries, on seven continents**, according to the Institute for International Education.

The Human Rights Campaign Foundation this year designated Student Health and Counseling Services an “LGBTQ Healthcare Equality Leader” for the first time. **Earning a score of 100 on the foundation’s Healthcare Equality Index**, SHCS is **one of only three** student health centers in the country so recognized, and **the only one in the UC system.**

The School of Law has the **only “majority-minority” faculty** of any

leading American law school and offers community legal support in the areas of immigration, prison, civil rights and family protection.

The School of Education has **prepared 7,700 teachers** for California classrooms, and the Graduate School of Management has prepared **4,300 business leaders** at campuses in Davis, Sacramento, San Francisco and San Ramon.

The College of Letters and Science is home to UC Davis’ **17 members** of the **American Academy of Arts and Sciences** and **39 Guggenheim fellows.**

The Division of Continuing and Professional Education serves **62,000 students in all 50 states** and **100 countries in more than 4,000 courses** a year.

UC Davis Health serves a **33-county area** and includes the **region’s only Level I adult and pediatric trauma centers**, a National Cancer Institute-designated **comprehensive cancer center**, comprehensive **nation-**

ally ranked children’s hospital, transplant services, heart and vascular centers, institute for neurodevelopmental disorders, and a **world-renowned telemedicine network.**

UC Davis holds more than 950 active patents. In 2018–19, the university filed **154 records of invention** and **164 patent applications**, negotiated **55 license agreements**, and helped establish **14 startups.**

The Internship and Career Center typically facilitates **10,000 internship opportunities in a year.**

Half of our undergraduates engage in **hands-on research or creative projects** beyond the classroom.

Aggie athletes are **high academic achievers**; **eight UC Davis athletic teams** posted the **highest multiyear NCAA Academic Performance Report scores** in their leagues (2014–18).

The Rankings

Institutional

1st in the world in agricultural economics and policy (*Center for World University Rankings*)

1st in the nation and 2nd in the world in veterinary science (QS World University Rankings)

1st in the nation and 2nd in the world in agriculture (*U.S. News & World Report*)

1st in the nation and 2nd in the world in plant and animal programs (*U.S. News & World Report*)

2nd among top 100 producers of minority undergraduate degrees in biological and biomedical sciences (*Diverse Issues in Higher Education*)

2nd among affordable elite U.S. colleges. (*Washington Monthly*)

3rd greenest university in the world (GreenMetric World University Rankings)

3rd among top U.S. colleges doing the most for low-income students (*The New York Times College Access Index*)

4th best public and **5th** best overall college for your money in the U.S. (*Money*)

5th among universities in the U.S. for hosting international scholars (Institute for International Education)

5th best public university in the nation (*The Wall Street Journal/Times Higher Education*)

11th best U.S. public university (*U.S. News & World Report*)

11th among public and private universities nationwide. (*Washington Monthly*)

11th in the world in ecology and the environment (*U.S. News & World Report*)

14th in research funding among U.S. ranked public universities (National Science Foundation)

One of 15 public four-year colleges with high graduation rates leading to high incomes (*College Scorecard*, U.S. Dept. of Education)

UC Davis Health (*U.S. News & World Report*)

UC Davis Medical Center is ranked **1st** in Sacramento and **6th** in California; **9th** among best medical schools in the nation for primary care, **46th (a tie)** for best nursing school in the nation for master’s degrees. The Medical Center is also among the **top 20** hospitals in the U.S. in **four medical specialties**: **12th** in ear/nose/throat **16th** in gynecology **17th** in cardiology and heart surgery **18th** in geriatrics

The UC Davis Children’s Hospital ranks: **8th** in pediatric orthopedics **20th** in pediatric urology

Graduate programs (*U.S. News & World Report*)

2nd in ecology/evolutionary biology **3rd** in biological/agricultural engineering **7th** in political science **11th** in civil engineering **13th** in family medicine **14th** in environmental engineering **17th** in dispute resolution **18th** in biological sciences **20th** in English

BY THE NUMBERS: **Research funding:** \$846 million in 2018–19 • **Private support:** \$234 million in 2018–19 • **Colleges/Schools:** 4 colleges (Agricultural and Environmental Sciences, Biological Sciences, Engineering, Letters and Science); 6 professional schools (Education, Law, Management, Medicine, Nursing, Veterinary Medicine) • **Student enrollment:** 39,152 (fall 2018) • **Faculty/academics:** 9,976 • **Staff:** 17,952 • **Student employees:** 9,069 • **Living alumni:** 260,000 • **Academic Degree plans** 200 • **Undergraduate majors:** 102 • **Graduate programs:** 101 • **Intercollegiate sports:** 25 (16 women’s, 9 men’s) • **Campus area:** 5,300 acres

THE AGGIE EVO SYSTEM

UC Davis student-athletes will understand how the real world works and possess the skills to navigate it. They will launch into a great job or graduate school opportunity without unwanted delay.

“We are uncommonly committed to preparing student-athletes for successful lives after graduation. Our approach is based on the science of human development. You will not find another school more dedicated to helping you be positioned for a great job or grad school opportunity after sports end, whenever that may be.”

- UC Davis Director of Athletics Kevin Blue

It is this uncommon commitment towards student-athletes that led to the creation of the Aggie EVO System, a multi-faceted student-athlete outcomes program focused on preparing young men and women for a successful launch after graduating from the fifth-ranked public school in the nation.

We define launch as moving beyond graduation into a meaningful professional path that builds on the college experience, sets a graduate on a path of financial and social well-being and effectively replaces the sport as the primary piece of their identity.

The Aggie EVO System (“EVO” is shorthand for a student-athlete’s “evolution” during college) is an important part of the student-athlete experience at UC Davis – just like weights and conditioning, attending class or getting athletic medicine treatment. This unprecedented program was designed to focus on four key elements to help UC Davis student-athletes prepare for future success by helping them better “know and navigate the World of Work”:

- **SKILLS** that employers want and will make student-athletes even more effective in their sports: self awareness, emotional intelligence, social/cultural competence and leadership.
- **KNOWLEDGE** of what careers and paths are out there (we call this the “World of Work”), what fits one’s interests and abilities, who in our gigantic network can advise and guide them and each individual can navigate a path to get there.
- **OPPORTUNITIES** to enjoy internships, jobs and other learning opportunities through a powerful network of Aggie alums. Student-athletes hear from and meet alums in a wide variety of fields, attend recruiting events and visit members of the EVO Pro network at companies in San Francisco, Silicon Valley, and Sacramento.
- **TOOLS** that student-athletes need to secure these opportunities. We require a few more basic tools or updates each year they are on campus. This includes resumes and cover letters, LinkedIn profiles, interviewing skills, business cards, professional headshots, and anything else that helps student-athletes prepare for a more successful launch.



WHAT things & stuff do student-athletes *have* to do?

	FIRST YEAR	SECOND YEAR	THIRD YEAR	FOURTH YEAR
SKILLS	Self - Awareness: Who are you? DISC Profile	Emotional Intelligence: How are you? EQ-i Assessment		
KNOWLEDGE	• WoW Test • Attend Spring Student-Athlete Career Fair	• Strengths/O*Net assessment • Set up Aggie Job Link acct • 1 informational interview • Attend Spring Student-Athlete Career Fair	• 3 informational interviews • Attend a Career Fair	• 5 informational interviews • WoW Knowledge Test • Attend a Career Fair • Share your launch story w/coach & advisor
OPPORTUNITIES	<div>Experiential Learning Opportunities: Job, internship, volunteer, club leadership, research, projects, ICA internships, shadowing</div> <div>Optional</div>			
TOOLS	• resume • video story (:30)	• resume update • video story (1:00) • LinkedIn Profile (50+ xns)	• resume update • video story (1:30) • LinkedIn Profile (100+ xns)	• resume update • video story (2:00) • LinkedIn Profile (200+ xns)

HOW DO I DO IT

• Set up a coaching session with Student-Athlete Outcomes Advisor or Mike **OR** Sign up for AMS 95 **OR** Have coaching staff set up a clinic for team **OR** Visit the ICC **OR** Seek mentors on team or alums

WHEN DO I DO IT

All requirements must be done by the Monday before classes start of the next academic year

WHERE DO I SHOW IT

Check your ARMS EVO Dashboard and make sure you record stuff when you get it done - your Advisor and coaches will check!

IS THERE MORE STUFF

Of course! Attend an EVO Road Trip to learn more about the WoW, pay attention when your team brings in WoW educators, do more informational interviews, research and Google EVERYTHING

HEAD COACH JIM LES

JIM
LES

Head Coach
Ninth Season
Bradley '86

@CoachJimLes

Since Jim Les became the 23rd head coach in UC Davis' history on May 5, 2011, the Aggies posted their best records as a Division I program, won every game played on Hamilton Court twice within a three-year timespan, captured their first Big West Conference championship, Big West Tournament championship, and advanced to the NCAA Tournament for the first time in school history.

The program's championship tradition continued in 2018 when the Aggies won their third Big West title within four years and earned another trip to the postseason.

In addition to numerous championships and playoff appearances, Les also created a unique home court advantage like no other team in the conference. In the last four years, no mainland squad boasts more home wins than the Aggies; during that same timespan, no Big West team holds a higher home win percentage than UC Davis.

UC Davis' historic 2017 NCAA Tournament run, which started with a come-from-behind victory against the defending league champions, continued with another win in the NCAA First Four vs. North Carolina Central and a matchup against Kansas in the Midwest Regional First Round, are the latest accomplishments for a program that has a well-deserved reputation for succeeding in the classroom, on the court, and in the community — all earned throughout Les' tenure.

The 2014-15 Big West Coach of the Year led UC Davis to its first-ever Big West Conference championship and its inaugural postseason berth as a D-I team when the Aggies faced Stanford in the opening round of the National Invitation Tournament. That appearance capped a season that included new school records for the most overall, home, road, conference and non-conference wins.

For the first time in school history, UC Davis ended the season as the NCAA's national team three point champions by virtue of its .447 shooting percentage - the highest mark recorded by any team since the three-point line was pushed back to its current distance. Corey Hawkins, the country's No. 1 three-point shooter with his .488 percentage, brought the team's first-ever individual title to Davis. The 2014-15 squad recorded UC Davis' highest three-point team percentage since 1994.

As the only team in the nation to hold top five three-point and overall field goal percentages on a weekly basis, men's basketball posted a +16 win differential - a Big West Conference record and the nation's No. 1 turnaround that year.

Under Les' tutelage, no league team collected more all-conference and specialty awards that UC Davis - home of the Big West Coach of the Year, Player of the Year (Hawkins) and Sixth Man of the Year (Josh Fox). This season marked the first occasion that an Aggie received each award.

That accomplishment took place once again in 2017-18 when the Aggies collected more all-league hardware than any other team. Included in that year's honor roll were three of the Big West's top individual awards: Player of the Year, Newcomer of the Year — both won by TJ Shorts II, who became the first player in league history to win its top two individual honors — and Coach of the Year.

The following season, no team was more dominant on defense than UC Davis. In addition to posting the lowest scoring average in the league, both overall and during conference play, the Aggies set new program records in all major rebounding categories and by holding opponents to season-low percentages, both overall and from three-point territory.

Les came to the Aggies after spending nine years as the head coach at Bradley, his alma mater, where he won more than 150 games and led the Braves to the 2006 NCAA Tournament Sweet Sixteen. In all, Les possesses more than 30 years of successful playing and coaching experience in both the collegiate and professional ranks.

Les is no stranger to the Sacramento area, having spent four years as a player with the Sacramento Kings, followed by three seasons as an assistant for the WNBA's Sacramento Monarchs. After a nine-year professional playing career, which included seven seasons in the National Basketball Association, Les enjoyed a successful venture into the financial world before returning to his basketball roots. After three years spent with the Monarchs, Les returned to Bradley and was named the 12th men's basketball coach in Braves history on April 7, 2002.

In his first head coaching position, Les' resume continued to build as his career continued Bradley. The Braves averaged better than 20 wins in five seasons from 2005 to 2010, while racking up 10 postseason wins throughout that time. Along the way, Les became the first coach to win games in four different postseason tournaments in NCAA history.

(Continued)

LES AT A GLANCE

EDUCATION

B.S., Finance, Bradley (1986)

COACHING EXPERIENCE

Head Coach, UC Davis (2011-present)

Head Coach, Bradley (2002-11)

Assistant Coach, Sacramento Monarchs, WNBA (1999-2001)

PLAYING EXPERIENCE

NBA: Atlanta Hawks (1994-95), Sacramento Kings (1990-94), Los Angeles Clippers (1990), Utah Jazz (1988-89)

College: Bradley (1983-86), Cleveland State (1981-82)

PREVIOUS POSTSEASON APPEARANCES

2019: Big West Tournament Quarterfinals

2018: Big West Tournament Semifinals
National Invitation Tournament First Round

2017: NCAA Tournament - First Round (Midwest Regional; Tulsa, Okla.)
NCAA Tournament - First Four (Dayton, Ohio)
Big West Conference Tournament Championship

2015: National Invitation Tournament First Round
Big West Conference Tournament Semifinals

2013: Big West Conference Quarterfinals

2012: Big West Conference Quarterfinals

2011: Missouri Valley Conference Tournament Quarterfinals

2010: Missouri Valley Conference Tournament Semifinals

2009: CollegeInsider.com Postseason Tournament (Tournament runner-up)
Missouri Valley Conference Tournament Semifinals

2008: College Basketball Invitational - Tournament runner-up
Missouri Valley Conference Tournament - Quarterfinals

2007: National Invitation Tournament - Second Round (North Region)
Missouri Valley Conference Tournament - Semifinals

2006: NCAA Tournament - Sweet 16 (Oakland Regional)
Missouri Valley Conference Tournament Championship (2nd place)

2005: Missouri Valley Conference Tournament - First Round

2004: Missouri Valley Conference Tournament - First Round

2003: Missouri Valley Conference Tournament - First Round

NOTE: Les is the first coach in NCAA Division I history to win games in four different postseason tournaments

HEAD COACH JIM LES/COACHING STAFF

Les' coaching career has been defined by more than just wins and losses, however. Of the 26 seniors he has coached in his first nine years, 24 earned their degrees, while the other two played professional basketball overseas.

Under Les' direction, Bradley set a program record for grade point average and had 11 team members earn a spot on the Bradley Athletic Director's Honor Roll during the 2009-10 academic year for posting a minimum 3.0 semester GPA during at least one of the two grading periods that year.

Inheriting a team that produced a 9-20 record during the 2001-02 season, Les laid a solid foundation for a program that re-emerged as a force in the Missouri Valley Conference. Les finished with a 152-140 record in nine seasons as Bradley's head man, having directed the Braves to the Sweet 16s of the 2006 NCAA Tournament and 2007 National Invitation Tournament, followed by runner-up finishes in the inaugural College Basketball Invitational (2008) and CollegeInsider.com Postseason Tournament (2009).

In 2005-06, Les' veteran Braves were able to find their stride down the stretch and play their way into the postseason picture by winning 13 of their last 17 contests, including a seven-game win streak that took the team all the way to the MVC Tournament championship game. Bradley went on to win a pair of NCAA Tournament games, defeating No. 4 seed Kansas (77-73) and fifth-seeded Pittsburgh (72-66) at the Palace of Auburn Hills to make its first Sweet 16 appearance since 1955.

Les began his college career at Cleveland State, but transferred to Bradley during the winter break of his sophomore season. Once in the Bradley fold, Les led the Braves to a 60-27 (.690) record in his 87 games, consecutive trips to the postseason (1985 NIT and 1986 NCAA Tournament) and one of the greatest seasons in the history of both Bradley and Valley men's basketball.

The 1985-86 squad won the MVC regular season title with a perfect 16-0 league record and it remains the last Valley team to post an undefeated conference slate. Although the Braves lost the MVC Tournament championship game at Tulsa, Bradley earned an at-large bid to the NCAA Tournament, where it lost to eventual national champion Louisville in the second round. Bradley's 83-65 victory versus UTEP in the first round of the 1986 West Regional, however, was the program's first NCAA Tournament victory since 1955.

During Bradley's memorable 1985-86 season, Les averaged 14.2 points and led The Valley with 7.9 assists per game. In addition to being named MVC Player of the Year in 1986, the 5-foot-11 point guard won the Frances Pomeroy Naismith Hall of Fame Award as the nation's best player less than 6-feet tall.

Les was inducted into the Bradley Athletics Hall of Fame Feb. 7, 1998. He also has been inducted into the Illinois Basketball Coaches Association Hall of Fame, the Greater Peoria Sports Hall of Fame and the Chicagoland Sports Hall of Fame. Additionally, Braves fans voted Les one of the 15 greatest players in program history during the celebration of Bradley's first 100 basketball seasons.

Following his senior season, Les was a third-round (70th overall) selection by the Atlanta Hawks during the 1986 NBA Draft. He went on to play seven seasons for Utah, the Los Angeles Clippers, Sacramento and Atlanta. He led the NBA in 3-point field goal percentage (.461) during the 1990-91 season and he was the runner-up to Chicago's Craig Hodges in the AT&T Long Distance Shootout during the 1992 NBA All-Star Weekend.

Among the coaches for whom Les played during his NBA career are Lenny Wilkens, Jerry Sloan and Dick Motta, three of the winningest coaches in NBA history.

Originally from the Chicago suburb of Niles, Ill., Les is married to the former Jodi Martineau. The couple has three children: son Tyler and daughters Amber and Hannah.



KEVIN NOSEK

Associate Head Coach
18th Season
UC Davis '99

@CoachKevinNosek

Kevin Nosek, who brings two decades of experience as either a UC Davis assistant coach or student-athlete, is in his 18th season as a member of the men's basketball staff.

Under Nosek's tutelage, UC Davis won three Big West championships in a four-year timespan and advanced to postseason play on as many occasions within that block of time.

With Nosek on staff, the 2016-17 team not only earned its first berth in the NCAA Tournament, thanks to a come-from-behind victory in the championship game of the Big West Tournament (collecting the program's first tourney title in the process), but captured its first Division I postseason victory at the NCAA First Four. With their win over North Carolina Central, the Aggies advanced to the Midwest Regional First Round where they faced Kansas.

UC Davis earned a berth in the first round of the National Invitation Tournament the following season. The Aggies first competed in the NIT in 2015.

He began his Aggie coaching career in 1999-2000 after competing for UC Davis all four seasons on campus as a student-athlete. After serving a three-year stint as head coach at Menlo College, Nosek returned to the Aggies in 2006-07. He assists in all aspects of the program.

Nosek, a true veteran of the men's basketball staff whose connection to the program dates back to his youth days, first served as a ball boy for Bob Hamilton's teams in the late 1980s. Since his return in 2006, he has been instrumental in helping the program complete its transition to Division I, a process that includes the program's first official D-I and Big West Conference season in 2007-08.

After starring at nearby Davis Senior High, Nosek played for UC Davis from 1996-99, highlighting his career with a NCAA Division II national championship in 1988. He enjoyed his best collegiate game during his senior year, when he hit 4 of 5 from three-point range en route to a career-high 12 points against Holy Names. Perhaps as a premonition of things to come, his teammates dubbed him "Coach Nosek" for his unrelenting diligence both on and off the court.

Nosek remained with the Aggie program as an assistant to Brian Fogel from 1999-2003. In his four seasons, the Aggies compiled a 67-23 record and qualified for the NCAA D-II West Regional (1999-2000).

Following his first tenure at UC Davis, Nosek earned his first collegiate head-coaching role when he took the helm of the men's basketball program at Menlo College. In three seasons with the Oaks, he turned around a program that finished 4-22 his first season, to one that posted a 17-11 mark and its best record in seven years. The Oaks advanced to the Cal Pac Conference Tournament semifinal game during the 2004-05 season and reached the title game the following year.

Nosek's Menlo tenure included a roster that led all D-II teams in rebound defense, also ranking among the nation's leaders in rebound margin and field goal percentage defense.

Nosek graduated from UC Davis in June of 1999, earning his bachelor's degree in organizational studies. He received his masters in sport coaching from the United States Sports Academy shortly thereafter.

Nosek and his wife, Nicole reside in Davis. They have two daughters, Maya and Grace, and a son, Derek.



KYLE VOGT

Assistant Coach
Eighth Season
Lakeland '02

@CoachKyleVogt

Kyle Vogt enters his eighth season at UC Davis as an assistant coach after being hired in June, 2012. In his role, he assists in all areas of the Aggies' program, specializing in defensive schemes, perimeter play and development, recruiting and opponent scouting.

With Vogt on the sidelines, the 2016-17 team not only won its first-ever Big West Tournament championship, earning the league's automatic NCAA Tournament bid in the process, but captured its inaugural Division I postseason win by defeating North Carolina Central in a First Four matchup.

That result allowed the Aggies to advance to the Midwest Regional First Round where they faced Kansas for the first time in school history.

UC Davis won its third Big West championship as part of the 2017-18 season, and advanced to postseason play once again when it faced Utah in the National Invitation Tournament. That appearance marked the program's third postseason berth in the last four seasons.

Vogt brought 11 years of coaching experience to UC Davis, which included stops at UW Platteville (2003-04), Bradley ('04-'11) and Western Illinois ('11-'12). Vogt was a part of five postseason teams throughout those 11 years, including Bradley's 2006 Sweet 16 run.

In back-to-back years, teams Vogt coached set single-season school records for the most Division I wins - 18 at Western Illinois and 14 at UC Davis.

"I am very excited to add Kyle to our staff," said head men's basketball coach Jim Les shortly after Vogt's hiring. "He is an accomplished Division I assistant that brings with him great knowledge and enthusiasm. He will be a tremendous asset to our staff and an excellent resource for our players both on and off the floor."

A native of Milwaukee, Wisconsin, Vogt graduated from Lakeland College in 2002 with a bachelor's degree in marketing. An outstanding player for the Muskies, Vogt was a three-time all-conference performer and scored 1,123 points throughout his career. He is ranked No. 2 all-time with 183 three-point field goals and was amongst the Div. III national leaders in three-point percentage during both his junior and senior seasons.

Vogt and his wife, Erin, live in Davis with their three children: Jackson, Nolan and Avery.



JONATHAN METZGER-JONES

Assistant Coach
Fourth Season
Pacific '02

@CoachJMJones

Jonathan Metzger-Jones was hired as an assistant coach at UC Davis on June 16, 2016. In his time with the program, he helped lead the Aggies to the best two-year stretch in their Division I history. In addition to its back-to-back postseason appearances, which includes a Big West Tournament title and NCAA Tournament berth in 2017, followed by a Big West regular season championship and National Invitation Tournament appearance in 2018, both seasons ended with the Aggies winning 22 or more games.

The 2017 postseason run began with a come-from-behind victory in the championship game of the Big West Tournament — the first time UC Davis advanced to the NCAA Tournament in school history by earning the conference's automatic bid. By defeating North Carolina Central in the First Four, the Aggies advanced to the Midwest Regional First Round and faced Kansas in the inaugural head-to-head meeting in school history.

After winning the Big West's regular season championship, on the final day of league play with a double-overtime win on the road at conference rival UC Irvine, the 2017-18 season culminated with another postseason appearance when the Aggies faced Utah in the first round of the NIT.

Metzger-Jones arrived at UC Davis after spending five seasons as an assistant coach at Montana. Throughout his tenure in Missoula, the Grizzlies won three Big Sky regular season championships and advanced to postseason play on four occasions. In addition to competing in the 2012 and 2013 NCAA Tournaments, Metzger-Jones' teams also competed in the 2015 National Invitation Tournament and 2016 College Basketball Invitational.

With Metzger-Jones on staff, Montana won 20 or more games in four of five years. Under his tutelage, 17 Grizzlies earned All-Big Sky Conference honors — a list that includes Kareem Jamar (2013 Big Sky Conference MVP), Will Cherry (Cleveland Cavaliers), Jordan Gregory and Martin Breunig. All four players received NABC All-District recognition.

While at Montana, Metzger-Jones was tasked with recruiting, player skill development, opponent scouting, in-game strategy, scheduling, the program's fundraising efforts and player academics — an area that saw the Grizzly basketball team post its highest cumulative GPA in program history.

Before he joined the Grizzlies' staff, Metzger-Jones helped lead UC Santa Barbara to its most successful stint in program history. Over the course of his four years the Gauchos won the 2008 and 2010 Big West regular season titles, consecutive Big West Tournament championships and the program's first-ever back-to-back berths at the NCAA Tournament in 2010 and 2011. UCSB also qualified for the 2008 NIT.

While at Santa Barbara, Metzger-Jones recruited and mentored Orlando Johnson, James Nunnally and Alan Williams. Johnson and Williams received Big West MVP distinction in 2010 and 2014 respectively; all three have NBA experience.

Metzger-Jones played two seasons at Pacific, was named co-captain as a senior and etched his name in the Tigers' records book as one of the program's top 10 three-point shooters when he graduated in 2002 with a bachelor of science degree in business administration.

Afterwards, he spent three seasons playing professionally in Europe with stops in Switzerland, Denmark and Finland.

Upon his return to the United States, Metzger-Jones started his coaching career as Cal State Fullerton's director of basketball operations..

Metzger-Jones is married to the former Alison Keck. The couple has one son, Jason.

SUPPORT STAFF



BRENDAN McSHEA

Director of Basketball Operations
Third Season
William & Mary '06

@BMcShea

Former Swarthmore College associate head coach Brendan McShea enters his third season overall with UC Davis basketball, and his first as its director of operations.

While at Swarthmore, McShea's teams posted program-records in back-to-back seasons, won conference championships and advanced to the second round of the NCAA Division III National Tournament. Throughout his tenure, McShea coached six all-conference players, a conference player of the year and the program's first All-American.

Prior to Swarthmore, he served as an assistant coach at Allegheny College and Culver-Stockton College.

McShea holds an undergraduate degree in English from the College of William & Mary and a master's in sports administration from Central Missouri University.



JUSTIN HALLORAN

Video Coordinator/
Assistant Director of Operations



LUIS REYES

Operations and Video
Assistant



SAMM BROCKEL

Athletics Trainer



CHARLES YOUNG

Associate Strength and Conditioning
Coach



KATHERINE ZEDONIS

Associate Athletics Director,
Compliance & ICA Services/SWA



LAURA GOLDHAMMER

Assistant Director of
Student-Athlete Outcomes



TIM ORNELAS

Director of Video Services

STARTING LINEUPS

Date	Opponent	G	G	G	G/F	F/C	Lineup Record
Nov. 5	at Loyola Chicago	Manjon	Gonzalez	Mooney	Fuller	Neufeld	
NOV. 7	WILLIAM JESSUP	MANJON	SQUIRE	PRINTUP	PEPPER	KOEHLER	1-0
Nov. 14	vs. Idaho ²	Manjon	Squire	Mooney	Fuller	Neufeld	1-1
Nov. 15	at Arkansas State ²	Manjon	Pepper	Mooney	Fuller	Neufeld	
Nov. 17	vs. VMI ²	Manjon	Pepper	Mooney	Fuller	Neufeld	
Nov. 20	Sacramento State ¹	Manjon	Gonzalez	Pepper	Koehler	Neufeld	0-1
Nov. 23	at Portland	Manjon	Gonzalez	Printup	Pepper	Neufeld	0-1
Nov. 26	at Cal	Manjon	Pepper	Mooney	Fuller	Neufeld	0-3
Nov. 29	at Utah						
Dec. 4	at Northern Arizona						
DEC. 7	NORTHERN ILLINOIS						
Dec. 14	at San Diego						
DEC. 16	LOYOLA MARYMOUNT						
Dec. 21	at San Francisco						
Dec. 29	at New Mexico						
JAN. 3	HOLY NAMES						
JAN. 9	UC RIVERSIDE*						
Jan. 16	at Long Beach State*						
Jan. 18	at CSUN*						
JAN. 22	CAL STATE FULLERTON*						
Jan. 25	at Hawai'i*						
JAN. 30	UC IRVINE*						
FEB. 1	CAL POLY*						
Feb. 6	at UC Irvine*						
Feb. 8	at Cal State Fullerton*						
FEB. 13	UC SANTA BARBARA*						
FEB. 15	CSUN*						
Feb. 20	at Cal Poly*						
Feb. 22	at UC Santa Barbara*						
FEB. 29	LONG BEACH STATE*						
MARCH 5	HAWAI'I*						
March 7	at UC Riverside*						

HOME GAMES IN BOLD CAPS

* - Big West Conference game

1 - Neutral game held at the Golden 1 Center (Sacramento, Calif.)

2 - Red Wolves Classic (Jonesboro, Ark.)

3- Big West Tournament (Honda Center, Anaheim, Calif.)

WIN/LOSS MARGIN

	1	2	3	4	5	6	7	8	9	10	11	12	13	14	15	16	17	18	19	20-24	25-29	30-30+
Wins	1																					1
Losses					1	1				2			1									1

SPECIALTY STATS

Date	Opponent	In Paint	Off TO	2nd Chance	Fast Break	Bench	Tied Scores/Lead Changes
Nov. 5	at Loyola Chicago	28/58	3/21	2/11	0/2	14/21	3/1
NOV. 7	WILLIAM JESSUP	46/20	32/9	6/4	36/13	78/19	0/0
Nov. 14	vs. Idaho ²	28/24	19/11	10/4	4/5	8/10	4/5
Nov. 15	at Arkansas State ²	34/40	8/24	5/16	0/9	10/22	2/1
Nov. 17	vs. VMI ²	30/26	6/14	11/14	2/3	8/34	10/9
Nov. 20	Sacramento State ¹	30/38	12/10	6/14	8/2	4/6	2/1
Nov. 23	at Portland	26/18	13/21	7/8	3/4	16/8	5/9
Nov. 26	at Cal	16/28	9/4	0/0	11/5	19/22	2/4
Nov. 29	at Utah						
Dec. 4	at Northern Arizona						
DEC. 7	NORTHERN ILLINOIS						
Dec. 14	at San Diego						
DEC. 16	LOYOLA MARYMOUNT						
Dec. 21	at San Francisco						
Dec. 29	at New Mexico						
JAN. 3	HOLY NAMES						
JAN. 9	UC RIVERSIDE*						
Jan. 16	at Long Beach State*						
Jan. 18	at CSUN*						
JAN. 22	CAL STATE FULLERTON*						
Jan. 25	at Hawai'i*						
JAN. 30	UC IRVINE*						
FEB. 1	CAL POLY*						
Feb. 6	at UC Irvine*						
Feb. 8	at Cal State Fullerton*						
FEB. 13	UC SANTA BARBARA*						
FEB. 15	CSUN*						
Feb. 20	at Cal Poly*						
Feb. 22	at UC Santa Barbara*						
FEB. 29	LONG BEACH STATE*						
MARCH 5	HAWAI'I*						
March 7	at UC Riverside*						

HOME GAMES IN BOLD CAPS

* - Big West Conference game

1 - Neutral game held at the Golden 1 Center (Sacramento, Calif.)

2 - Red Wolves Classic (Jonesboro, Ark.)

3 - Big West Tournament (Honda Center; Anaheim, Calif.)

NOTE: Point totals are organized as UC Davis/opponent



GAME-BY-GAME LEADERS

Date	Opponent	W/L	Score	Att.	High Scorer	High Rebounder	High Assists	Overall Record	Big West Record
Nov. 5	at Loyola Chicago	L	82-48	3244	Neufeld (15)	Fuller (6)	Manjon (3)	0-1	-
NOV. 7	WILLIAM JESSUP	W	109-63	1339	MOONEY (24)	PEPPER (6)	MANJON (7)	1-1	-
Nov. 14	vs. Idaho ²	W	65-64	1,276	Fuller (18)	Neufeld (8)	Manjon (3)	2-1	-
Nov. 15	at Arkansas State ²	L	80-67	1,176	Mooney (21)	Mooney/Neufeld (5)	Manjon (4)	2-2	-
Nov. 17	vs. VMI ²	L (2OT)	89-84	1,165	Mooney (25)	Pepper (10)	Pepper (5)	2-3	-
Nov. 20	Sacramento State ¹	L	61-51	4774	Neufeld (20)	Koehler (7)	Manjon/Pepper (5)	2-4	-
Nov. 23	at Portland	L	72-62	1286	Neufeld (18)	Gonzalez/Printup (6)	Manjon (5)	2-5	-
Nov. 26	at Cal	L	72-66	3063	Manjon (21)	Mooney/Pepper (4)	Manjon (6)	2-6	-
Nov. 29	at Utah								
Dec. 4	at Northern Arizona								
DEC. 7	NORTHERN ILLINOIS								
Dec. 14	at San Diego								
DEC. 16	LOYOLA MARYMOUNT								
Dec. 21	at San Francisco								
Dec. 29	at New Mexico								
JAN. 3	HOLY NAMES								
JAN. 9	UC RIVERSIDE*								
Jan. 16	at Long Beach State*								
Jan. 18	at CSUN*								
JAN. 22	CAL STATE FULLERTON*								
Jan. 25	at Hawai'i*								
JAN. 30	UC IRVINE*								
FEB. 1	CAL POLY*								
Feb. 6	at UC Irvine*								
Feb. 8	at Cal State Fullerton*								
FEB. 13	UC SANTA BARBARA*								
FEB. 15	CSUN*								
Feb. 20	at Cal Poly*								
Feb. 22	at UC Santa Barbara*								
FEB. 29	LONG BEACH STATE*								
MARCH 5	HAWAII*								
March 7	at UC Riverside*								

HOME GAMES IN BOLD CAPS

* - Big West Conference game

1 - Neutral game held at the Golden 1 Center (Sacramento, Calif.)

2 - Red Wolves Classic (Jonesboro, Ark.)

3 - Big West Tournament (Honda Center; Anaheim, Calif.)

LED UC DAVIS IN SCORING

Ezra Manjon, Joe Mooney, Matt Neufeld (3), Caleb Fuller (1)

LED UC DAVIS IN REBOUNDING

Elijah Pepper (3), Joe Mooney, Matt Neufeld (2), Caleb Fuller, Stefan Gonzalez, Kennedy Koehler, Rogers Printup (1)

LED UC DAVIS IN ASSISTS

Ezra Manjon (7), Elijah Pepper (2)

LED UC DAVIS IN STEALS

Elijah Pepper (4), Caleb Fuller, Joe Mooney (3), Kennedy Koehler, Joe Mooney (2), Ezra Manjon, Matt Neufeld, Rogers Printup, Damion Squire (1)

LED UC DAVIS IN BLOCKS

Ade Adebayo, Ezra Manjon, Joe Mooney, Matt Neufeld (2), Stefan Gonzalez, Kennedy Koehler, Rogers Printup, Damion Squire (1)

NOTE: Game-high totals include ties; number of games led in parenthesis

POINTS-REBOUNDS-ASSISTS

Opponent	Date	Score		SQUIRE,DAM	GONZALEZ,S	MANJON,EZR	KOEHLER,KE	FULLER,CAL	NEUFELD,MA	SHAW,BJ
at Loyola Chicago	11/05/19	48-82	L	3-0-1	5-5-2	7-1-3	4-3-1	4-6-0	15-4-0	3-0-0
WILLIAM JESSUP	11/07/19	109-63	W	2-1-3	16-4-3	16-5-7	7-5-1	6-4-1	15-2-0	4-1-0
vs Idaho	11/14/19	65-64	W	0-1-0	3-1-1	17-3-3	2-3-1	18-2-2	6-8-2	DNP
at Arkansas St.	11/15/19	67-80	L	DNP	4-2-2	8-4-4	6-2-0	10-0-2	14-5-0	DNP
vs VMI	11/17/19	84-89	L	DNP	0-2-3	15-3-4	8-8-0	16-4-2	12-6-1	DNP
vs Sacramento St.	11/20/19	51-61	L	DNP	2-1-1	10-1-3	9-7-0	2-1-1	20-3-0	DNP
at Portland	11/23/19	62-72	L	DNP	9-6-0	11-3-5	4-5-1	0-0-2	18-4-0	0-0-0
at California	11/26/19	66-72	L	DNP	15-1-0	21-2-6	0-2-0	1-2-1	7-2-0	DNP

				22	23	24	30	33	40
Opponent	Date	Score		MOONEY,JOE	PRINTUP,RO	ADEBAYO,AD	BA,CAMERON	GEHRKE,OLI	PEPPER,ELI
at Loyola Chicago	11/05/19	48-82	L	3-2-0	0-1-1	0-0-1	DNP	DNP	4-2-0
WILLIAM JESSUP	11/07/19	109-63	W	24-5-3	2-3-0	2-1-1	6-4-0	5-0-1	4-6-3
vs Idaho	11/14/19	65-64	W	16-3-2	0-3-0	0-0-2	DNP	DNP	3-2-2
at Arkansas St.	11/15/19	67-80	L	21-5-3	0-0-0	0-1-0	DNP	0-1-0	4-4-2
vs VMI	11/17/19	84-89	L	25-2-3	0-3-2	0-1-0	DNP	DNP	8-10-5
vs Sacramento St.	11/20/19	51-61	L	2-4-1	0-0-0	0-2-0	DNP	0-1-1	6-2-3
at Portland	11/23/19	62-72	L	4-1-2	11-6-3	0-3-1	DNP	0-0-0	5-5-2
at California	11/26/19	66-72	L	11-4-0	DNP	0-2-2	DNP	4-1-0	7-4-0

TEAM HIGHS/LOWS

UC Davis Team Highs

POINTS	109	WILLIAM JESSUP (11/07/19)
	84	vs VMI (11/17/19)
	67	at Arkansas St. (11/15/19)
	66	at California (11/26/19)
	65	vs Idaho (11/14/19)
FIELD GOALS MADE	40	WILLIAM JESSUP (11/07/19)
	28	vs VMI (11/17/19)
FIELD GOAL ATTEMPTS	64	vs VMI (11/17/19)
	64	WILLIAM JESSUP (11/07/19)
FIELD GOAL PERCENTAGE	.625 (40-64)	WILLIAM JESSUP (11/07/19)
	.510 (25-49)	at Arkansas St. (11/15/19)
3 PT FIELD GOALS MADE	11	at California (11/26/19)
	11	WILLIAM JESSUP (11/07/19)
3 PT FG ATTEMPTS	27	at California (11/26/19)
	24	vs VMI (11/17/19)
3 PT FG PERCENTAGE	.579 (11-19)	WILLIAM JESSUP (11/07/19)
	.407 (11-27)	at California (11/26/19)
FREE THROWS MADE	21	vs VMI (11/17/19)
	18	WILLIAM JESSUP (11/07/19)
FREE THROW ATTEMPTS	28	vs VMI (11/17/19)
	21	WILLIAM JESSUP (11/07/19)
FREE THROW PERCENTAGE	.857 (18-21)	WILLIAM JESSUP (11/07/19)
	.833 (15-18)	vs Sacramento St. (11/20/19)
REBOUNDS	44	WILLIAM JESSUP (11/07/19)
	43	vs VMI (11/17/19)
ASSISTS	23	WILLIAM JESSUP (11/07/19)
	20	vs VMI (11/17/19)
STEALS	9	WILLIAM JESSUP (11/07/19)
	6	vs VMI (11/17/19)
	6	vs Idaho (11/14/19)
BLOCKED SHOTS	3	vs VMI (11/17/19)
	3	at Loyola Chicago (11/05/19)
TURNOVERS	23	at Arkansas St. (11/15/19)
	15	vs Sacramento St. (11/20/19)
	15	vs VMI (11/17/19)
	15	vs Idaho (11/14/19)
	15	WILLIAM JESSUP (11/07/19)
FOULS	21	vs VMI (11/17/19)
	20	vs Sacramento St. (11/20/19)

Opponent Team Highs

POINTS	89	vs VMI (11/17/19)
	82	at Loyola Chicago (11/05/19)
	80	at Arkansas St. (11/15/19)
	72	at California (11/26/19)
	72	at Portland (11/23/19)
FIELD GOALS MADE	35	at Loyola Chicago (11/05/19)
	28	at Arkansas St. (11/15/19)
FIELD GOAL ATTEMPTS	73	vs VMI (11/17/19)
	65	WILLIAM JESSUP (11/07/19)
FIELD GOAL PERCENTAGE	.587 (27-46)	at California (11/26/19)
	.556 (35-63)	at Loyola Chicago (11/05/19)
3 PT FIELD GOALS MADE	12	at Portland (11/23/19)
	11	vs VMI (11/17/19)
3 PT FG ATTEMPTS	35	WILLIAM JESSUP (11/07/19)
	29	vs VMI (11/17/19)
3 PT FG PERCENTAGE	.600 (12-20)	at Portland (11/23/19)
	.533 (8-15)	at California (11/26/19)
FREE THROWS MADE	24	vs VMI (11/17/19)
	18	at Arkansas St. (11/15/19)
FREE THROW ATTEMPTS	27	vs VMI (11/17/19)
	22	at Arkansas St. (11/15/19)
FREE THROW PERCENTAGE	.889 (24-27)	vs VMI (11/17/19)
	.889 (16-18)	vs Sacramento St. (11/20/19)
REBOUNDS	44	vs VMI (11/17/19)
	40	at Loyola Chicago (11/05/19)
ASSISTS	24	vs VMI (11/17/19)
	21	at Portland (11/23/19)
STEALS	12	at Arkansas St. (11/15/19)
	11	vs VMI (11/17/19)
BLOCKED SHOTS	5	at Portland (11/23/19)
	4	vs VMI (11/17/19)
TURNOVERS	19	WILLIAM JESSUP (11/07/19)
	16	at Arkansas St. (11/15/19)
FOULS	22	vs VMI (11/17/19)
	21	vs Sacramento St. (11/20/19)

UC Davis Team Lows

POINTS	48	at Loyola Chicago (11/05/19)
	51	vs Sacramento St. (11/20/19)
	62	at Portland (11/23/19)
	65	vs Idaho (11/14/19)
	66	at California (11/26/19)
FIELD GOALS MADE	18	vs Sacramento St. (11/20/19)
	21	at Loyola Chicago (11/05/19)
FIELD GOAL ATTEMPTS	48	vs Sacramento St. (11/20/19)
	49	at Arkansas St. (11/15/19)
FIELD GOAL PERCENTAGE	.368 (21-57)	at Loyola Chicago (11/05/19)
	.375 (18-48)	vs Sacramento St. (11/20/19)
3 PT FIELD GOALS MADE	0	vs Sacramento St. (11/20/19)
	3	at Loyola Chicago (11/05/19)
3 PT FG ATTEMPTS	5	vs Sacramento St. (11/20/19)
	17	at Loyola Chicago (11/05/19)
	17	at Portland (11/23/19)
3 PT FG PERCENTAGE	.000 (0-5)	vs Sacramento St. (11/20/19)
	.176 (3-17)	at Loyola Chicago (11/05/19)
FREE THROWS MADE	3	at Loyola Chicago (11/05/19)
	7	vs Idaho (11/14/19)
FREE THROW ATTEMPTS	8	at Loyola Chicago (11/05/19)
	9	vs Idaho (11/14/19)
FREE THROW PERCENTAGE	.375 (3-8)	at Loyola Chicago (11/05/19)
	.692 (9-13)	at California (11/26/19)
REBOUNDS	24	at Arkansas St. (11/15/19)
	25	at California (11/26/19)
ASSISTS	9	at Loyola Chicago (11/05/19)
	9	at California (11/26/19)
STEALS	3	at Loyola Chicago (11/05/19)
	3	vs Sacramento St. (11/20/19)
BLOCKED SHOTS	0	at Arkansas St. (11/15/19)
	0	at California (11/26/19)
TURNOVERS	4	at California (11/26/19)
	13	at Portland (11/23/19)
FOULS	12	at Loyola Chicago (11/05/19)
	17	WILLIAM JESSUP (11/07/19)
	17	vs Idaho (11/14/19)

Opponent Team Lows

POINTS	61	vs Sacramento St. (11/20/19)
	63	WILLIAM JESSUP (11/07/19)
	64	vs Idaho (11/14/19)
	72	at Portland (11/23/19)
	72	at California (11/26/19)
FIELD GOALS MADE	22	WILLIAM JESSUP (11/07/19)
	22	vs Idaho (11/14/19)
	22	vs Sacramento St. (11/20/19)
FIELD GOAL ATTEMPTS	46	at California (11/26/19)
	50	vs Sacramento St. (11/20/19)
FIELD GOAL PERCENTAGE	.338 (22-65)	WILLIAM JESSUP (11/07/19)
	.370 (27-73)	vs VMI (11/17/19)
3 PT FIELD GOALS MADE	1	vs Sacramento St. (11/20/19)
	3	vs Idaho (11/14/19)
3 PT FG ATTEMPTS	11	vs Sacramento St. (11/20/19)
	15	at California (11/26/19)
3 PT FG PERCENTAGE	.091 (1-11)	vs Sacramento St. (11/20/19)
	.188 (3-16)	vs Idaho (11/14/19)
FREE THROWS MADE	8	at Loyola Chicago (11/05/19)
	8	at Portland (11/23/19)
FREE THROW ATTEMPTS	10	at Loyola Chicago (11/05/19)
	11	WILLIAM JESSUP (11/07/19)
FREE THROW PERCENTAGE	.615 (8-13)	at Portland (11/23/19)
	.625 (10-16)	at California (11/26/19)
REBOUNDS	26	WILLIAM JESSUP (11/07/19)
	31	at Portland (11/23/19)
ASSISTS	9	vs Sacramento St. (11/20/19)
	11	at California (11/26/19)
STEALS	1	at California (11/26/19)
	3	at Portland (11/23/19)
BLOCKED SHOTS	1	at Loyola Chicago (11/05/19)
	1	WILLIAM JESSUP (11/07/19)
TURNOVERS	8	at Loyola Chicago (11/05/19)
	10	vs VMI (11/17/19)
FOULS	11	at Loyola Chicago (11/05/19)
	14	vs Idaho (11/14/19)

INDIVIDUAL GAME HIGHS

UC Davis Individual Highs

Points	25	Mooney, Joe vs VMI (11/17/19)
	24	Mooney, Joe vs William Jessup (11/07/19)
	21	Manjon, Ezra at California (11/26/19)
	21	Mooney, Joe at Arkansas St. (11/15/19)
	20	Neufeld, Matt vs Sacramento St. (11/20/19)
Field Goals Made	8	Manjon, Ezra at California (11/26/19)
	8	Neufeld, Matt at Portland (11/23/19)
	8	Neufeld, Matt vs Sacramento St. (11/20/19)
	8	Mooney, Joe vs William Jessup (11/07/19)
Field Goal Att.	18	Mooney, Joe vs VMI (11/17/19)
	16	Manjon, Ezra at California (11/26/19)
FG Pct (min 5 made)	1.000 (6-6)	Neufeld, Matt at Arkansas St. (11/15/19)
	.833 (5-6)	Gonzalez, Stefan vs William Jessup (11/07/19)
3-Point FG Made	5	Gonzalez, Stefan at California (11/26/19)
	4	Mooney, Joe vs VMI (11/17/19)
	4	Mooney, Joe at Arkansas St. (11/15/19)
	4	Gonzalez, Stefan vs William Jessup (11/07/19)
	4	Mooney, Joe vs William Jessup (11/07/19)
3-Point FG Att.	12	Mooney, Joe vs VMI (11/17/19)
	11	Mooney, Joe at Arkansas St. (11/15/19)
3-Pt FG Pct (min 2 made)	1.000 (2-2)	Ba, Cameron vs William Jessup (11/07/19)
	.800 (4-5)	Gonzalez, Stefan vs William Jessup (11/07/19)
Free Throws Made	7	Mooney, Joe vs VMI (11/17/19)
	6	Manjon, Ezra at Portland (11/23/19)
Free Throw Att.	8	Mooney, Joe vs VMI (11/17/19)
	7	Koehler, Kennedy vs Sacramento St. (11/20/19)
	7	Manjon, Ezra vs VMI (11/17/19)
FT Pct (min 3 made)	1.000 (6-6)	Manjon, Ezra at Portland (11/23/19)
	1.000 (5-5)	Mooney, Joe at Arkansas St. (11/15/19)
	1.000 (5-5)	Neufeld, Matt vs William Jessup (11/07/19)
	1.000 (4-4)	Manjon, Ezra at California (11/26/19)
	1.000 (4-4)	Neufeld, Matt vs Sacramento St. (11/20/19)
	1.000 (4-4)	Neufeld, Matt vs VMI (11/17/19)
Rebounds	10	Pepper, Elijah vs VMI (11/17/19)
	8	Koehler, Kennedy vs VMI (11/17/19)
	8	Neufeld, Matt vs Idaho (11/14/19)
Assists	7	Manjon, Ezra vs William Jessup (11/07/19)
	6	Manjon, Ezra at California (11/26/19)
Steals	3	Neufeld, Matt vs VMI (11/17/19)
	3	Fuller, Caleb vs Idaho (11/14/19)
	3	Mooney, Joe vs William Jessup (11/07/19)
Blocked Shots	2	Neufeld, Matt vs Idaho (11/14/19)
	1	Neufeld, Matt at Portland (11/23/19)
	1	Manjon, Ezra at Portland (11/23/19)
	1	Adebayo, Ade vs Sacramento St. (11/20/19)
	1	Mooney, Joe vs Sacramento St. (11/20/19)
	1	Koehler, Kennedy vs VMI (11/17/19)
	1	Mooney, Joe vs VMI (11/17/19)
	1	Printup, Rogers vs VMI (11/17/19)
	1	Adebayo, Ade vs William Jessup (11/07/19)
	1	Manjon, Ezra at Loyola Chicago (11/05/19)
	1	Gonzalez, Stefan at Loyola Chicago (11/05/19)
	1	Squire, Damion at Loyola Chicago (11/05/19)
Turnovers	6	Fuller, Caleb vs VMI (11/17/19)
	6	Mooney, Joe at Arkansas St. (11/15/19)
	6	Neufeld, Matt vs Idaho (11/14/19)
Fouls	5	Manjon, Ezra at California (11/26/19)
	5	Neufeld, Matt vs VMI (11/17/19)
	5	Fuller, Caleb vs Idaho (11/14/19)
Minutes	44	Mooney, Joe vs VMI (11/17/19)
	41	Manjon, Ezra vs VMI (11/17/19)
	40	Pepper, Elijah vs VMI (11/17/19)
	37	Manjon, Ezra at Portland (11/23/19)
	37	Fuller, Caleb vs VMI (11/17/19)

Opponent Individual Highs

Points	25	Joshua Patton vs Sacramento St. (11/20/19)
	23	Isaiah White at Portland (11/23/19)
	22	Trevon Allen vs Idaho (11/14/19)
	19	Matt Bradley at California (11/26/19)
	18	Garrett Gilkeson vs VMI (11/17/19)
	18	J.J. Matthews at Arkansas St. (11/15/19)
	18	Isaiah Milan vs William Jessup (11/07/19)
Field Goals Made	9	J.J. Matthews at Arkansas St. (11/15/19)
	8	Isaiah White at Portland (11/23/19)
	8	Joshua Patton vs Sacramento St. (11/20/19)
	8	Isaiah Milan vs William Jessup (11/07/19)
Field Goal Att.	19	Trevon Allen vs Idaho (11/14/19)
	16	Myles Lewis vs VMI (11/17/19)
FG Pct (min 5 made)	.800 (8-10)	Joshua Patton vs Sacramento St. (11/20/19)
	.750 (9-12)	J.J. Matthews at Arkansas St. (11/15/19)
	.750 (6-8)	Krutwig, Cameron at Loyola Chicago (11/05/19)
3-Point FG Made	5	Kamdryn Curfman vs VMI (11/17/19)
	4	Isaiah White at Portland (11/23/19)
3-Point FG Att.	8	Izayah Mauriohooho-L vs Sacramento St. (11/20/19)
	8	Kamdryn Curfman vs VMI (11/17/19)
	8	Luis Medearis vs William Jessup (11/07/19)
3-Pt FG Pct (min 2 made)	1.000 (3-3)	Grant Anticevich at California (11/26/19)
	1.000 (2-2)	Sean Conway vs VMI (11/17/19)
Free Throws Made	10	Garrett Gilkeson vs VMI (11/17/19)
	9	Joshua Patton vs Sacramento St. (11/20/19)
Free Throw Att.	12	Garrett Gilkeson vs VMI (11/17/19)
	9	Joshua Patton vs Sacramento St. (11/20/19)
FT Pct (min 3 made)	1.000 (9-9)	Joshua Patton vs Sacramento St. (11/20/19)
	1.000 (6-6)	Tyler Creammer vs VMI (11/17/19)
	1.000 (6-6)	Luis Medearis vs William Jessup (11/07/19)
	1.000 (4-4)	Matt Bradley at California (11/26/19)
	1.000 (4-4)	Ethan Esposito vs Sacramento St. (11/20/19)
	1.000 (3-3)	Travis Eeve vs VMI (11/17/19)
	1.000 (3-3)	Caleb Fields at Arkansas St. (11/15/19)
	1.000 (3-3)	Krutwig, Cameron at Loyola Chicago (11/05/19)
Rebounds	17	Tyler Creammer vs VMI (11/17/19)
	12	Jacob Tryon at Portland (11/23/19)
Assists	11	Krutwig, Cameron at Loyola Chicago (11/05/19)
	7	Garrett Gilkeson vs VMI (11/17/19)
Steals	4	Garrett Gilkeson vs VMI (11/17/19)
	4	Trevon Allen vs Idaho (11/14/19)
	4	Hall, Tate at Loyola Chicago (11/05/19)
Blocked Shots	2	Isaiah White at Portland (11/23/19)
	2	Hugh Hogland at Portland (11/23/19)
	2	Joshua Patton vs Sacramento St. (11/20/19)
	2	Babacar Thiombane vs Idaho (11/14/19)
Turnovers	6	Isaiah Milan vs William Jessup (11/07/19)
	5	Luis Medearis vs William Jessup (11/07/19)
Fouls	5	Bryce Fowler vs Sacramento St. (11/20/19)
	5	Sam Howlin vs William Jessup (11/07/19)

THE LAST TIME

A UC Davis player...

40, Corey Hawkins at Hawai'i (1/19/13)
 31, TJ Shorts II at Long Beach State (2/3/18)
 24, Dominic Callori at Sonoma State (12/16/01)*
 18, Chima Moneke vs. Cal Poly (3/9/17)
 11, TJ Shorts II vs. Cal Poly (1/19/19)
 6, Rogers Printup vs. Holy Names (12/30/17)
 5, Garrison Goode vs. Cal State Fullerton (3/2/19)
 21 pts./10 rebs; TJ Shorts II at UC Irvine (1/10/19)
 10/10/10, TJ Shorts II at Cal Poly (2/15/18)
 11, Siler Schneider at Cal State Fullerton (2/21/19)
 10, Ryan Sypkens vs. Simpson (1/2/14)
 5, Stefan Gonzalez at Cal (11/26)
 11, TJ Shorts II vs. Hawai'i (3/7/19)

The Aggies...

109, vs. William Jessup (W; 11/7)
 103, vs. Patten (W; 11/18/97)*
 90, vs. Holy Names (W; 12/5/19)
 84, at UC Riverside (W; 84-71)
 39, at UCLA (L; 12/17/11)
 104, at Long Beach State (2/3/18)
 109-63, William Jessup (11/7)
 89-62, vs. Holy Names (12/30/18)
 76-42 vs. San Francisco (11/6/19)
 86-58, vs. Weber State (11/24/16)
 53, vs. Portland (11/15/15)
 22, vs. UC Santa Cruz (11/18/09)
 16, at Hawai'i (1/19/13)
 12, vs. Long Beach State (2/16/19)
 25, at Long Beach State (2/3/18)
 10, vs. Whittier (12/30/09)
 20, vs. VMI at the Red Wolves Classic (11/17)
 5, at Northern Colorado (11/13/18)
 11, vs. Cal State Fullerton (3/2/19)
 25, at Cal State Northridge (1/10/08)
 4, at Cal (11/26)
 .625 vs. William Jessup (11/7)
 .600 (2nd half, 21-35), vs. William Jessup (11/7)
 .292, at UC Riverside (1/12/17)
 vs. VMI at the Red Wolves Classic (11/17)
 Joe Mooney (25), Caleb Fuller (16), Ezra Manjon (15) and Matt Neufeld (12)
 vs. William Jessup (11/7)
 Chima Moneke (19), Siler Schneider (17), Arell Hennings (14)
 AJ John (11), Colin Russell (10)
 vs. Long Beach State (2/16/19)
 Stefan Gonzalez (16), Rogers Printup (14), Garrison Goode (12)
 Joe Mooney (11), AJ John, Siler Schneider (10)

Scored 40-44 points

Scored 35-39 points

Recorded 20-24 rebounds

Recorded 15-19 rebounds

Earned 10-14 assists

Finished with 5 or more steals

Blocked 5 or more shots

Posted a double-double

Posted a triple-double

Made 10 or more FGs

Made 10 or more 3-pt. FGs

Made 5-9 3-pt. FGs

Made 10 or more FTs

An opposing player...


45, Gabe Levin at Long Beach State (2/3/18)
 32, Deishuan Booker at Long Beach State (1/12/19)
 20, Alan Williams at UC Santa Barbara (2/1/14)
 15, Leland King II. vs. UC Santa Barbara (2/8/18)
 10, Terrell Gomez at CSUN (2/1/18)
 5, Lionheart Leslie vs. Cal State Fullerton (3/10/17)
 9, Jito Kok at San Diego (12/15/15)
 13 points/11 assists, Grant Anticevich at Cal (11/26)
 -
 13, Lamine Diane at CSUN (2/23/19)
 -
 5, Kamdyn Curfman vs. VMI at the Red Wolves Classic (11/17)
 10, Garrett Gilkeson vs. VMI at the Red Wolves Classic(11/17)

An opposing team...

Scored 100 or more points
 Scored 100 or more points (non-OT Game)
 Scored 90-99 points
 Scored 80-89 points
 Scored less than 40 points
 Allowed 100 or more points
 Won by 30 or more points
 Won by 25-29 points
 Lost by 30 or more points
 Lost by 25-29 points
 Recorded 50 or more rebounds
 Recorded 20 or more offensive rebounds
 Made 15 or more 3-pt. FGs
 Made 10-14 3-pt. FGs
 Made 25 or more FTs
 Blocked 10 or more shots
 Earned 20 or more assists
 Earned five or fewer assists
 Finished with 10 or more steals
 Committed 25 or more turnovers
 Committed five or fewer turnovers
 Shot .600 or higher from the field
 Shot .600 or higher in one half
 Shot lower than .300 from the field
 Four scorers in double figures
 Five scorers in double figures
 Six scorers in double figures
 104, at Long Beach State (2/3/18)
 100, vs. Kansas (3/7/17)
 90, vs. UC Santa Barbara (2/8/18)
 82, at Loyola Chicago (11/5)
 38, vs. Cal State Los Angeles (2/6/04)*
 105, at Long Beach State (W; 20T; 2/3/18)
 82-48, at Loyola Chicago (11/5)
 99-74, at Long Beach State (1/11/14)
 82-52, vs. UC Riverside (1/27/11)
 86-61, at Cal (12/10/16)
 53, at Cal Poly (2/15/19)
 21, vs. Pacific (12/6/18)
 17, vs. Eastern Washington (12/17/12)
 12, at Portland (11/23)
 34, at Long Beach State (2/3/18)
 11, at San Diego (12/15/15)
 21, at Portland (11/23)
 4, vs. Cal State Fullerton (1/18/14)
 11, vs. VMI at the Red Wolves Classic (11/17)
 27, vs. Whittier (12/30/09)
 5, vs. UC Irvine (3/9/13)
 .620 (31-50), at Cal State Northridge (1/9/14)
 .625 (1st half, 15-24), vs. UC Riverside (3/9/19)
 .279 (19-68), vs. William Jessup (12/9/18)
 at Cal (11/26)
 Matt Bradley (19), Kareem South (14), Grant Anticevich (13), Paris Austin (12)
 vs. VMI at the Red Wolves Classic (11/17)
 Garrett Gilkeson (18), Myles Lewis (17), Kamdyn Curfman (15), Travis Evee (14)
 Tyler Creammer (12)
 at Saint Mary's (12/4/15)
 Stefan Gonzalez, Jock Landale (16), Joe Rahon (12), Calvin Hermanson (11)
 Kyle Clark, Emmett Naar (10)

NOTE: Division I era information listed above, exceptions are listed with an asterisk

PLAYER INFORMATION - WESLEY HARRIS



WESLEY HARRIS

Forward
6-6 • 210 • Sophomore
Phoenix/Otero Junior College
Communication

2019-20

• One of the Aggies' seven newcomers and two transfer student-athletes

OTERO JUNIOR COLLEGE (2018-19)

- Led Otero JC in scoring (15.0 ppg), rebounding (9.5 rpg), blocked shots (1.8 bpg) and held four top-25 national rankings
- Among all players in the country, Harris ended his freshman season ranked No. 7 with 312 total rebounds, No. 17 with his rebound average, No. 20 with a .653 field goal percentage and No. 25 with 60 blocked shots
- Averaged 17.8 ppg and shot .717 from the floor throughout a two-month timespan that included 11 consecutive wins, which ultimately led to a postseason berth for the Rattlers and All-Region IX Team individual honors

DESERT VISTA HS '18

- Program posted an .743 win percentage, earned two semifinal berths and advanced to the championship game in the Arizona High School Basketball playoffs throughout his four years with the program
- Finished his senior year with a 25-5 overall record, a 6A Central Basketball title and a playoff run to the semifinal round of the Arizona State Basketball Championships
- The Thunder also ended Harris' senior season with a top-five ranking, among all high school basketball programs in Arizona, for the third time in his career
- By averaging 19.3 points, 7.6 rebounds 1.1 steals and 1.1 blocks per game as a senior, Harris led the Thunder to their second state semifinal appearance in as many years
- That season was the second in a row that he earned all-conference first team and team MVP accolades
- Led all players in scoring (17.8 ppg) and rebounds (7.2 per game) in his junior year

2019-20 GAME-BY-GAME

Date	Opponent	GS	FG	3FG	FT	Reb	A	TO	Blk	Stl	Pts
11/5	at Loyola Chicago										
11/7	William Jessup										
11/14	vs. Idaho ²										
11/15	at Arkansas State ²										
11/17	vs. VMI ²										
11/20	vs. Sacramento State ¹										
11/23	at Portland										
11/26	at Cal										
11/29	at Utah										
12/4	at Northern Arizona										
12/7	Northern Illinois										
12/14	at San Diego										
12/16	Loyola Marymount										
12/21	at San Francisco										
12/29	at New Mexico										
1/3	Holy Names										
1/9	UC Riverside*										
1/16	at Long Beach State*										
1/18	at CSUN*										
1/22	Cal State Fullerton*										
1/25	at Hawai'i*										
1/30	UC Irvine*										
2/1	Cal Poly*										
2/6	at UC Irvine*										
2/8	at Cal State Fullerton*										
2/13	UC Santa Barbara*										
2/15	CSUN*										
2/20	at Cal Poly*										
2/22	at UC Santa Barbara*										
2/29	Long Beach State*										
3/5	Hawai'i*										
3/7	at UC Riverside*										

* - Big West Conference Game

1 - Neutral game at the Golden 1 Center (Sacramento, Calif.)

2 - Red Wolves Classic (Jonesboro, Ark.)

3 - Big West Tournament (Honda Center; Anaheim, Calif.)

SEASON HIGHS

Points.....	N/A
Rebounds	N/A
Assists.....	N/A
Field Goals.....	N/A
Three-Pointers.....	N/A
Free Throws.....	N/A
Blocks.....	N/A
Steals.....	N/A

CAREER HIGHS


Points.....	N/A
Rebounds	N/A
Assists.....	N/A
Field Goals.....	N/A
Three-Pointers.....	N/A
Free Throws.....	N/A
Blocks.....	N/A
Steals.....	N/A



Scan to view Wesley Harris' full
bio at [UCDavisAggies.com](https://ucdavisaggies.com)

Harris' Career Stats

PLAYER INFORMATION - DAMION SQUIRE



DAMION SQUIRE

Guard
6-0 • 175 • Sophomore
Montreal, Quebec/Wasatch Academy '18
Undeclared

2018-19

- Grabbed a career-high four rebounds at CSUN (2/23), tying a mark originally set at home against CSUN the previous week
- Set new career highs by finishing with four rebounds and two steals vs. CSUN (2/13); he also scored five points and posted two assists that night
- As was the case with his teammate Joe Mooney, Squire posted a perfect shooting stat line at UC Riverside: 2-for-2 overall, 1-for-1 from three and 4-for-4 at the free throw line to finish with nine points
- Scored eight of his 12 points at the free throw line, both career highs, vs. Holy Names (1/5)
- Earned six of the Aggies' 11 assists, one shy of matching a career high, at LMU (12/28)
- Connected on all three of his three-point attempts at Arizona (12/22) to finish with a season-high nine points
- Scored seven points and finished with a game-high seven assists vs. William Jessup (12/16)
- Set new career highs by nailing three three-pointers, and finishing with nine points at Northern Illinois (12/5)
- Scored three points and finished with two steals and one assist in his Aggie debut vs. San Francisco (11/9)
- One of UC Davis' four newcomers

WASATCH ACADEMY (UTAH) '18

- Played point guard all four years
- His team earned a first-place finish at sectionals in 2014

PERSONAL

- Born and raised in Montreal, Quebec
- One of Suzanne Corriveau and Richard Squire's four children
- Tania and Nadira are his sisters, Devon is his brother
- Chose UC Davis because it was the best academic and athletic fit for him
- He also felt that UC Davis would help him excel both on and off the court

2019-20 GAME-BY-GAME

Date	Opponent	GS	FG	3FG	FT	Reb	A	TO	Blk	Stl	Pts
11/5	at Loyola Chicago		1	1	0	0	1	3	1	1	3
11/7	William Jessup	*	1	0	0	1	3	1	0	1	2
11/14	vs. Idaho ²		0	0	0	1	0	1	0	0	0
11/15	at Arkansas State ²		Did not play								
11/17	vs. VMI ²		Did not play								
11/20	vs. Sacramento State ¹		Did not play								
11/23	at Portland		Did not play								
11/26	at Cal		Did not play								
11/29	at Utah										
12/4	at Northern Arizona										
12/7	Northern Illinois										
12/14	at San Diego										
12/16	Loyola Marymount										
12/21	at San Francisco										
12/29	at New Mexico										
1/3	Holy Names										
1/9	UC Riverside*										
1/16	at Long Beach State*										
1/18	at CSUN*										
1/22	Cal State Fullerton*										
1/25	at Hawai'i*										
1/30	UC Irvine*										
2/1	Cal Poly*										
2/6	at UC Irvine*										
2/8	at Cal State Fullerton*										
2/13	UC Santa Barbara*										
2/15	CSUN*										
2/20	at Cal Poly*										
2/22	at UC Santa Barbara*										
2/29	Long Beach State*										
3/5	Hawai'i*										
3/7	at UC Riverside*										

* - Big West Conference Game

1 - Neutral game at the Golden 1 Center (Sacramento, Calif.)

2 - Red Wolves Classic (Jonesboro, Ark.)

3 - Big West Tournament (Honda Center; Anaheim, Calif.)

SEASON HIGHS

Points.....	3, at Loyola Chicago (11/5)
Rebounds	1, vs. William Jessup (11/7)
Assists.....	3, vs. William Jessup (11/7)
Field Goals.....	1 (2x), last vs. William Jessup (11/7)
Three-Pointers.....	1, at Loyola Chicago (11/5)
Free Throws.....	N/A
Blocks.....	1, at Loyola Chicago (11/5)
Steals.....	1 (2x), last vs. William Jessup (11/7)

CAREER HIGHS

Points.....	12, vs. Holy Names (1/5/19)
Rebounds	4 (2x), last at CSUN (2/23/19)
Assists.....	7, vs. William Jessup (12/16/19)
Field Goals.....	3 (2x), last at Arizona (12/22/19)
Three-Pointers.....	3 (2x), last at Arizona (12/22/19)
Free Throws.....	8, vs. Holy Names (1/5/19)
Blocks.....	N/A
Steals.....	2 (2x), last vs. CSUN (2/13/19)



Scan to view Damion Squire's
full bio at [UCDavisAggies.com](https://ucdavisaggies.com)

Squire's Career Stats

			Total		3-Point		F-Throws		Rebounds										Scoring	
Season	gp-gs	min/avg	fg-fga	pct	fg-fga	pct	ft-fa	pct	off	def	tot	avg	pf	fo	ast	to	blk	stl	pts	avg
2018-19	27-12	344/12.7	20-61	.328	12-31	.387	25-30	.833	3	29	32	1.2	30	1	35	27	0	6	77	2.9
2019-20	3-2	37/12.3	2-5	.400	1-2	.500	0-0	.000	0	2	2	0.7	7	0	4	5	1	2	5	1.7
TOTAL	30-14	381/12.7	22-66	.333	13-33	.394	25-30	.833	3	31	34	1.1	37	1	39	32	1	8	82	2.7

PLAYER INFORMATION - STEFAN GONZALEZ



STEFAN GONZALEZ

Guard
6-2 • 195 • Senior
Pocatello, Idaho/Saint Mary's
Communication

"STEPH-awn"

2019-20

- Hit a career-high five baskets from three, and finished with 15 points at Cal (11/26)
- Posted a season-high six rebounds, a team-high total, at Portland (11/23)
- Scored 16 points by hitting four of his five field goals from three, nailed both free throw attempts and finished with four rebounds vs. William Jessup (11/7)
- One of the team's four-member senior class — a group of individuals who are all fifth-year seniors

2018-19

- Canned three from behind the arc, and finished with a season-high two steals vs. Cal State Fullerton (3/2)
- Set new career-high marks by finishing with 23 points, nine rebounds, eight field goals and five threes at CSUN (2/23)
- Scored double figures for the third game in a row when he finished with 10 at Cal State Fullerton (2/21)
- After setting a new season/career high in scoring against CSUN, Gonzalez posted a new career best when he finished with a game-high 16 points, on a season-high six field goals and four threes, vs. Long Beach State (2/16)
- Scored 15 points on 5 of 9 shooting, all from three, and collected eight rebounds, all career-high marks, vs. CSUN (2/13)
- Led all Aggies with five rebounds, in addition to scoring six points, at UC Santa Barbara (2/9)
- Set new career highs by finishing with 14 points, on five baskets (including four from three), and led all players with six rebounds at UC Riverside (2/2)
- Scored eight points, on 3 of 5 shooting overall and 2 of 4 from three, and recorded two rebounds throughout his 20 minutes played vs. Cal Poly (1/19)
- Ended with eight points, on a career-high four field goals, and six rebounds vs. Holy Names (1/5)
- Finished with six points and five rebounds at USC (12/30)
- Scored four points, earned two assists and two rebounds at Loyola Marymount (12/28)
- All three of his baskets were from three vs. Sacramento State (11/20)
- Led his team with eight points and eight rebounds in his inaugural game as an Aggie, when his team hosted San Francisco (11/6) in its season opener
- Will make his UC Davis debut this season

2019-20 GAME-BY-GAME

Date	Opponent	GS	FG	3FG	FT	Reb	A	TO	Blk	Stl	Pts
11/5	at Loyola Chicago	*	2	1	0	5	2	0	1	0	5
11/7	William Jessup		5	4	2	4	3	2	0	0	16
11/14	vs. Idaho ²		1	1	0	1	1	1	0	0	3
11/15	at Arkansas State ²		1	1	1	2	2	1	0	1	4
11/17	vs. VMI ²		0	0	0	2	3	1	0	0	0
11/20	vs. Sacramento State ¹	*	1	0	0	1	1	0	0	0	2
11/23	at Portland	*	3	3	0	6	0	2	0	0	9
11/26	at Cal		5	5	0	1	0	0	0	1	15
11/29	at Utah										
12/4	at Northern Arizona										
12/7	Northern Illinois										
12/14	at San Diego										
12/16	Loyola Marymount										
12/21	at San Francisco										
12/29	at New Mexico										
1/3	Holy Names										
1/9	UC Riverside*										
1/16	at Long Beach State*										
1/18	at CSUN*										
1/22	Cal State Fullerton*										
1/25	at Hawai'i*										
1/30	UC Irvine*										
2/1	Cal Poly*										
2/6	at UC Irvine*										
2/8	at Cal State Fullerton*										
2/13	UC Santa Barbara*										
2/15	CSUN*										
2/20	at Cal Poly*										
2/22	at UC Santa Barbara*										
2/29	Long Beach State*										
3/5	Hawai'i*										
3/7	at UC Riverside*										

* - Big West Conference Game

1 - Neutral game at the Golden 1 Center (Sacramento, Calif.)

2 - Red Wolves Classic (Jonesboro, Ark.)

3 - Big West Tournament (Honda Center; Anaheim, Calif.)

SEASON HIGHS

Points.....	16, vs. William Jessup (11/7)
Rebounds	6, at Portland (11/23)
Assists.....	3, vs. William Jessup (11/7)
Field Goals.....	5 (2x), last at California (11/16)
Three-Pointers.....	5, at California (11/16)
Free Throws.....	2, vs. William Jessup (11/7)
Blocks.....	1, at Loyola Chicago (11/5)
Steals.....	1 (2x), last at California (11/16)

CAREER HIGHS (UC Davis)

Points.....	23, at CSUN (2/23/19)
Rebounds	9, at CSUN (2/23/19)
Assists.....	3, vs. William Jessup (11/7)
Field Goals.....	8, at CSUN (2/23/19)
Three-Pointers.....	5 (3x), last at California (11/16)
Free Throws.....	3, at Arkansas (11/12/19)
Blocks.....	1, at Loyola Chicago (11/5)
Steals.....	2, vs. Cal State Fullerton (3/2/19)



Scan to view Stefan Gonzalez's
full bio at [UCDavisAggies.com](https://ucdavisaggies.com)

Gonzalez' Career Stats (*-stats from previous school)

		Total		3-Point		F-Throws		Rebounds												Scoring	
Season	gp-gs	min/avg	fg-fga	pct	fg-fga	pct	ft-fa	pct	off	def	tot	avg	pf	fo	ast	to	blk	stl	pts	avg	
2015-16*	35-0	350/10.0	45-87	.517	40-76	.526	10-15	.667	4	54	58	1.7	25	0	14	11	0	8	140	4.0	
2016-17*	28-0	174/6.2	27-58	.466	18-45	.400	5-9	.556	1	19	20	0.7	14	0	11	10	0	1	77	2.8	
2018-19	27-7	607/22.5	65-163	.399	42-116	.362	13-15	.867	8	85	93	3.4	24	0	24	28	0	10	185	6.9	
2019-20	8-3	174/21.8	18-41	.439	15-32	.469	3-4	.750	4	18	22	2.8	4	0	12	7	1	2	54	6.8	
TOTAL	35-10	781/22.3	83-204	.407	57-148	.385	16-19	.842	12	103	115	3.3	28	0	36	35	1	12	239	6.8	
All*	98-10	1305/13.3	155-349	.444	115-269	.428	31-43	.721	17	176	193	2.0	67	0	61	56	1	21	456	4.7	

STEFAN GONZALEZ - CONTINUED**2017-18**

- One of UC Davis' eight newcomers
- Will redshirt the 2017-18 season due to NCAA transfer rules

SAINT MARY'S (2015-17)

- Competed in 16 games throughout his sophomore season
- Named to West Coast Conference Commissioner's Honor Roll with Bronze Honors
- Appeared in all 34 games as freshman
- Led all WCC players in 3-point percentage at .526 (40-76) and shot .517 from the field, good for third on the team that year


HIGHLAND HS '15

- Four-year varsity starter and a 2015 McDonald's All-American Game nominee
- Idaho Gatorade Player of the Year as a senior
- Scored 1,431 points throughout his high school career
- Averaged 20 points and 6.4 rebounds per game as a senior
- Led team to a 23-4 record and a berth in the Class 5A state final
- Scored 31 points in that game vs. Post Falls
- Named tournament MVP
- Led team to four consecutive district championships
- First team All-Idaho selection as a junior
- Averaged 19.8 points, 7.0 rebounds and 4.0 assists per game as a junior
- Led team to a 21-5 overall record, a district title and consolation championship at the state tournament that season

PERSONAL

- Parents are David and Angela Gonzalez
- Mother was a standout basketball student-athlete at Kansas and played professionally in Germany
- Member of the National Honor Society and the Fellowship of Christian Athletes
- Volunteered in high school with Hands 4 Uganda, Habitat for Humanity and the U.S. Marine Corps Toys for Tots Foundation

PLAYER INFORMATION - AARON MURPHY



AARON MURPHY

Forward
6-6 • 220 • Freshman
Modesto, Calif./Modesto Christian '19
English/Philosophy

2019-20

- One of the Aggies' seven newcomers and five true freshmen

MODESTO CHRISTIAN HS '19

- Led his team to a 29-4 overall, an undefeated 14-0 conference record, and a CIF Sac-Joaquin Championship in 2018
- The 2018-19 season saw Murphy compete in all 33 games — one of only two players on roster who played the entire season — average 10.5 points, 6.8 rebounds, 1.2 steals and an assist per game

2019-20 GAME-BY-GAME

Date	Opponent	GS	FG	3FG	FT	Reb	A	TO	Blk	Stl	Pts
11/5	at Loyola Chicago										Did not play
11/7	William Jessup										Did not play
11/14	vs. Idaho ²										Did not play
11/15	at Arkansas State ²										Did not play
11/17	vs. VMI ²										Did not play
11/20	vs. Sacramento State ¹										Did not play
11/23	at Portland										Did not play
11/26	at Cal										Did not play
11/29	at Utah										Did not play
12/4	at Northern Arizona										
12/7	Northern Illinois										
12/14	at San Diego										
12/16	Loyola Marymount										
12/21	at San Francisco										
12/29	at New Mexico										
1/3	Holy Names										
1/9	UC Riverside*										
1/16	at Long Beach State*										
1/18	at CSUN*										
1/22	Cal State Fullerton*										
1/25	at Hawai'i*										
1/30	UC Irvine*										
2/1	Cal Poly*										
2/6	at UC Irvine*										
2/8	at Cal State Fullerton*										
2/13	UC Santa Barbara*										
2/15	CSUN*										
2/20	at Cal Poly*										
2/22	at UC Santa Barbara*										
2/29	Long Beach State*										
3/5	Hawai'i*										
3/7	at UC Riverside*										

* - Big West Conference Game

1 - Neutral game at the Golden 1 Center (Sacramento, Calif.)

2 - Red Wolves Classic (Jonesboro, Ark.)

3 - Big West Tournament (Honda Center; Anaheim, Calif.)

SEASON HIGHS

Points.....	N/A
Rebounds	N/A
Assists.....	N/A
Field Goals.....	N/A
Three-Pointers.....	N/A
Free Throws.....	N/A
Blocks.....	N/A
Steals.....	N/A

CAREER HIGHS

Points.....	N/A
Rebounds	N/A
Assists.....	N/A
Field Goals.....	N/A
Three-Pointers.....	N/A
Free Throws.....	N/A
Blocks.....	N/A
Steals.....	N/A



Scan to view Aaron Murphy's
full bio at [UCDavisAggies.com](https://ucdavisaggies.com)

Murphy's Career Stats

PLAYER INFORMATION - EZRA MANJON



EZRA MANJON

Guard

5-11 • 165 • Freshman

Brentwood, Calif./Heritage HS '19

Undeclared

"EZ-ruh Man-yawn"

2019-20

- Turned in a breakout performance in the Pac-12 Networks nationally televised game at Cal (11/26): Scored a career-high 21 points, his first 20-point total as an Aggie, on a career-high eight field goals, and finished with a 6:1 assist-to-turnover ratio against the Golden Bears
- Posted 10 or more points for the fourth time in the last five games by finishing with 10 versus Sacramento State (11/20) in the annual rivalry game hosted by the Golden 1 Center
- Scored double figures for the third time in the last four games by finishing with 15 vs. VMI (11/17) in the team's finale at the Red Wolves Classic
- Of his 17 points scored against Idaho (11/14) at the Red Wolves Classic, his final two lifted UC Davis to a 65-64 victory since his last-second basket was the game-winner
- Recorded 16 points, on 7 of 9 shooting, and collected five rebounds in his home debut vs. William Jessup (11/7)
- Scored seven points and earned a team-high three assists in his UC Davis debut at Loyola Chicago (11/5)
- One of the Aggies' seven newcomers and five true freshmen

HERITAGE HS '19

- Led his team to a 29-3 record and a CIF North Division I championship, a title run that included wins against the section's top two seeds
- By winning the program's first NCS crown in an instant classic — Heritage needed two overtimes to secure a championship-clinching 100-98 victory — the Patriots earned a No. 1 seed in the NorCal Division I regionals in the process
- In that game against Clayton Valley Charter, he scored 33 points, include the game-tying points that forced overtime
- Earned All-Bay Area, All-Metro and All-Bay Valley Athletic League first team honors as a junior by averaging 15.8 points, five assists and two steals per game
- In 2019, a Manjon-led Patriots team won all three games at the McKinleyville Rotary Tip-Off to win this tournament for the sixth year in a row.
- Throughout that event, he averaged 21 points a game, including a 32-point performance in the tournament's championship game to earn Most Valuable Player honors

PERSONAL

- Competed for the Oakland Soldiers, one of the top travel teams in the country, and reached the semifinals of the 2018 Nike Peach Jam

2019-20 GAME-BY-GAME

Date	Opponent	GS	FG	3FG	FT	Reb	A	TO	Blk	Stl	Pts
11/5	at Loyola Chicago	*	3	0	1	1	3	1	1	0	7
11/7	William Jessup	*	7	0	2	5	7	2	0	1	16
11/14	vs. Idaho ²	*	7	1	2	3	3	0	0	0	17
11/15	at Arkansas State ²	*	3	0	2	4	4	5	0	1	8
11/17	vs. VMI ²	*	6	0	3	3	4	0	0	0	15
11/20	vs. Sacramento State ¹	*	4	0	2	1	3	3	0	0	10
11/23	at Portland	*	2	1	6	3	5	3	1	1	11
11/26	at Cal	*	8	1	4	2	6	1	0	0	21
11/29	at Utah										
12/4	at Northern Arizona										
12/7	Northern Illinois										
12/14	at San Diego										
12/16	Loyola Marymount										
12/21	at San Francisco										
12/29	at New Mexico										
1/3	Holy Names										
1/9	UC Riverside*										
1/16	at Long Beach State*										
1/18	at CSUN*										
1/22	Cal State Fullerton*										
1/25	at Hawai'i*										
1/30	UC Irvine*										
2/1	Cal Poly*										
2/6	at UC Irvine*										
2/8	at Cal State Fullerton*										
2/13	UC Santa Barbara*										
2/15	CSUN*										
2/20	at Cal Poly*										
2/22	at UC Santa Barbara*										
2/29	Long Beach State*										
3/5	Hawai'i*										
3/7	at UC Riverside*										

* - Big West Conference Game

1 - Neutral game at the Golden 1 Center (Sacramento, Calif.)

2 - Red Wolves Classic (Jonesboro, Ark.)

3 - Big West Tournament (Honda Center; Anaheim, Calif.)

SEASON HIGHS

Points.....	21, at California (11/26)
Rebounds	5, vs. William Jessup (11/7)
Assists.....	7, vs. William Jessup (11/7)
Field Goals.....	8, at California (11/26)
Three-Pointers.....	1 (3x), at California (11/26)
Free Throws.....	6, at Portland (11/23)
Blocks.....	1 (2x), last at Portland (11/23)
Steals.....	1 (3x), last at Portland (11/23)

CAREER HIGHS

Points.....	21, at California (11/26)
Rebounds	5, vs. William Jessup (11/7)
Assists.....	7, vs. William Jessup (11/7)
Field Goals.....	8, at California (11/26)
Three-Pointers.....	1 (3x), at California (11/26)
Free Throws.....	6, at Portland (11/23)
Blocks.....	1 (2x), last at Portland (11/23)
Steals.....	1 (3x), last at Portland (11/23)




Scan to view Ezra Manjon's
full bio at [UCDavisAggies.com](https://ucdavisaggies.com)

Manjon's Career Stats

			Total		3-Point		F-Throws		Rebounds										Scoring	
Season	gp-gs	min/avg	fg-fga	pct	fg-fga	pct	ft-fa	pct	off	def	tot	avg	pf	fo	ast	to	blk	stl	pts	avg
2019-20	8-8	261/32.6	40-89	.449	3-9	.333	22-28	.786	5	17	22	2.8	18	1	35	15	2	3	105	13.1
TOTAL	8-8	261/32.6	40-89	.449	3-9	.333	22-28	.786	5	17	22	2.8	18	1	35	15	2	3	105	13.1

PLAYER INFORMATION - KENNEDY KOEHLER



KENNEDY KOEHLER

Forward
6-7 • 220 • Junior
Las Vegas/Pima Community College
Communication

“COAL-lur”

2019-20

- Scored a career-high nine points, an led all Aggies with seven rebounds when his team faced Sacramento State (11/21) in the annual Causeway clash at the Golden 1 Center
- Finished the Red Wolves Classic with eight points and eight rebounds vs. VMI (11/17), both new career highs
- Named a starter in his home debut vs. William Jessup (11/7); ended that game with seven points and five rebounds
- Hit 2 of 3 shots, collected three rebounds and scored four points in his UC Davis debut at Loyola Chicago (11/5)
- One of the team's seven newcomers and two transfer student-athletes

PIMA COMMUNITY COLLEGE (2018-19)

- Led Pima CC to its third consecutive NJCAA Region I – Division II championship by scoring a game-high 22 points, combined with 13 rebounds, to earn his 19th double-double of the season
- That double-double total increased to 22, thanks to his performances throughout the Aztecs' postseason run in the NJCAA Division II Tournament
- By collecting another three double-doubles throughout PCC's three playoff games — he led all players with 35 points and 17 rebounds in the consolation championship — Koehler averaged 26 ppg and 14 rpg to earn All-Tournament team distinction
- Averaged a double-double on 19 points and a team-high 10.7 rebounds per game, shot .513 from the floor, .412 from three and led the Aztecs to a 29-7 overall record in 2018-19

UC SAN DIEGO (2017-18)

- Played in 16 games for the Tritons

CORONADO HS '17

- Averaged 22 points, 11 rebounds and five assists per game as a senior
- Senior year honor roll includes league MVP, All-State and All-Sunset Division first team accolades

2019-20 GAME-BY-GAME

Date	Opponent	GS	FG	3FG	FT	Reb	A	TO	Blk	Stl	Pts
11/5	at Loyola Chicago		2	0	0	3	1	0	0	1	4
11/7	William Jessup	*	2	0	3	5	1	0	0	0	7
11/14	vs. Idaho ²		1	0	0	3	1	1	0	1	2
11/15	at Arkansas State ²		3	0	0	2	0	1	0	0	6
11/17	vs. VMI ²		2	0	4	8	0	2	1	0	8
11/20	vs. Sacramento State ¹	*	2	0	5	7	0	2	0	0	9
11/23	at Portland		1	0	2	5	1	0	0	0	4
11/26	at Cal		0	0	0	2	0	0	0	0	0
11/29	at Utah										
12/4	at Northern Arizona										
12/7	Northern Illinois										
12/14	at San Diego										
12/16	Loyola Marymount										
12/21	at San Francisco										
12/29	at New Mexico										
1/3	Holy Names										
1/9	UC Riverside*										
1/16	at Long Beach State*										
1/18	at CSUN*										
1/22	Cal State Fullerton*										
1/25	at Hawai'i*										
1/30	UC Irvine*										
2/1	Cal Poly*										
2/6	at UC Irvine*										
2/8	at Cal State Fullerton*										
2/13	UC Santa Barbara*										
2/15	CSUN*										
2/20	at Cal Poly*										
2/22	at UC Santa Barbara*										
2/29	Long Beach State*										
3/5	Hawai'i*										
3/7	at UC Riverside*										

* - Big West Conference Game

1 - Neutral game at the Golden 1 Center (Sacramento, Calif.)

2 - Red Wolves Classic (Jonesboro, Ark.)

3 - Big West Tournament (Honda Center; Anaheim, Calif.)

SEASON HIGHS

Points.....	9, vs. Sacramento State (11/20)
Rebounds	8, vs. VMI (11/17)
Assists.....	1 (3x), last vs. Idaho (11/14)
Field Goals.....	3, at Arkansas State (11/15)
Three-Pointers.....	N/A
Free Throws.....	5, vs. Sacramento State (11/20)
Blocks.....	1, vs. VMI (11/17)
Steals.....	1 (2x), last vs. Idaho (11/14)

CAREER HIGHS (at UC Davis)

Points.....	9, vs. Sacramento State (11/20)
Rebounds	8, vs. VMI (11/17)
Assists.....	1 (3x), last vs. Idaho (11/14)
Field Goals.....	3, at Arkansas State (11/15)
Three-Pointers.....	N/A
Free Throws.....	5, vs. Sacramento State (11/20)
Blocks.....	1, vs. VMI (11/17)
Steals.....	1 (2x), last vs. Idaho (11/14)




Scan to view Kennedy Koehler's
full bio at [UCDavisAggies.com](https://ucdavisaggies.com)

Koehler's Career Stats

Season	gp-gs	min/avg	Total		3-Point		F-Throws		Rebounds				Scoring					
			fg-fga	pct	fg-fga	pct	ft-fta	pct	off	def	tot	avg	pf	fo	ast	to	blk	stl
2019-20	8-2	139/17.4	13-30	.433	0-0	.000	14-20	.700	13	22	35	4.4	21	0	4	8	1	2
TOTAL	8-2	139/17.4	13-30	.433	0-0	.000	14-20	.700	13	22	35	4.4	21	0	4	8	1	2

PLAYER INFORMATION - CALEB FULLER



CALEB FULLER

Guard
6-5 • 210 • Sophomore
Ipswich, England/Barking Abbey School '18
Undeclared

2019-20

- Nearly matched his career high of 18 points, set in Thursday's win vs. Idaho, by scoring 16 vs. VMI (11/17)
- Set a new career high by scoring a game-high 18 points vs. Idaho (11/14) at the Red Wolves Classic
- Half of Fuller's six baskets recorded that night were from three; he also hit 3 of 4 free throws
- Tied a career high by collecting six rebounds at Loyola Chicago (11/5)

2018-19

- Posted a career-high six rebounds for the third time this season when the Aggies faced Long Beach State (1/12) on the road
- Scored a career-high four of his six points at the free throw line at UC Irvine (1/10)
- Grabbed a career-high six rebounds, for the second time this season, at Arizona (12/22)
- Finished in double figures for the second time in the last three games when scored 12 points vs. William Jessup (12/16)
- His 13 points, on five field goals and three three-pointers are all new career highs; he also collected five rebounds vs. Northern Arizona (11/29)
- Scored a season-high six points, on a season-high two three-point field goals (in as many attempts), and led all Aggies with a season-high six rebounds (nearly one-fourth of the team's total) at Indiana (11/23)
- Recorded five points, four rebounds and two steals in his UC Davis debut when UC Davis hosted USF (11/8) in its season opener
- One of UC Davis' four newcomers

BARKING ABBEY SCHOOL '18

- A Fuller-led team won an Elite Academy Basketball League championship in his senior season
- Averaged 18.6 points, 5.7 rebounds and 2.7 assists per game, and shot .538 overall throughout that title-winning season
- Selected EABL Finals MVP after earning all-league first team honors for the second year in a row
- Averaged 18.1 ppg, 6.1 rpg and 3.0 apg as a junior
- Ended that year with All-EABL First Team accolades for the first time in his career
- Posted per-game averages of 16.9 points, 8.1 rebounds and 2.4 assists as a sophomore
- Earned Elite 8 and Player of the Week honors that year
- Finished his freshman season with 5.9 ppg, 2.8 rpg and 1.5 apg

2019-20 GAME-BY-GAME

Date	Opponent	GS	FG	3FG	FT	Reb	A	TO	Blk	Stl	Pts
11/5	at Loyola Chicago	*	2	0	0	6	0	5	0	0	4
11/7	William Jessup		2	0	2	4	1	0	0	0	6
11/14	vs. Idaho ²	*	6	3	3	2	2	0	0	3	18
11/15	at Arkansas State ²	*	4	1	1	0	2	3	0	1	10
11/17	vs. VMI ²	*	6	2	2	4	2	6	0	0	16
11/20	vs. Sacramento State ¹		1	0	0	1	1	2	0	0	2
11/23	at Portland		0	0	0	0	2	2	0	1	0
11/26	at Cal	*	0	0	1	2	1	0	0	0	1
11/29	at Utah										
12/4	at Northern Arizona										
12/7	Northern Illinois										
12/14	at San Diego										
12/16	Loyola Marymount										
12/21	at San Francisco										
12/29	at New Mexico										
1/3	Holy Names										
1/9	UC Riverside*										
1/16	at Long Beach State*										
1/18	at CSUN*										
1/22	Cal State Fullerton*										
1/25	at Hawai'i*										
1/30	UC Irvine*										
2/1	Cal Poly*										
2/6	at UC Irvine*										
2/8	at Cal State Fullerton*										
2/13	UC Santa Barbara*										
2/15	CSUN*										
2/20	at Cal Poly*										
2/22	at UC Santa Barbara*										
2/29	Long Beach State*										
3/5	Hawai'i*										
3/7	at UC Riverside*										

* - Big West Conference Game

1 - Neutral game at the Golden 1 Center (Sacramento, Calif.)

2 - Red Wolves Classic (Jonesboro, Ark.)

3 - Big West Tournament (Honda Center; Anaheim, Calif.)

SEASON HIGHS

Points.....	18, vs. Idaho (11/14)
Rebounds	6, at Loyola Chicago (11/5)
Assists.....	2 (4x), last at Portland (11/25)
Field Goals.....	6 (2x), last vs. VMI (11/17)
Three-Pointers.....	3, vs. Idaho (11/14)
Free Throws.....	3, vs. Idaho (11/14)
Blocks.....	N/A
Steals.....	3, vs. Idaho (11/14)

CAREER HIGHS

Points.....	18, vs. Idaho (11/14)
Rebounds	6 (4x), last at Loyola Chicago (11/5)
Assists.....	3, vs. Holy Names (1/5/19)
Field Goals.....	6 (2x), last vs. VMI (11/17)
Three-Pointers.....	3 (2x), last vs. Idaho (11/14)
Free Throws.....	4, at UC Irvine (1/10/19)
Blocks.....	1, vs. Texas A&M-Corpus Christi (11/17/19)
Steals.....	3, vs. Idaho (11/14)



Scan to view Caleb Fuller's
full bio at [UCDavisAggies.com](https://ucdavisaggies.com)

Fuller's Career Stats


Fuller's Career Stats			Total		3-Point		F-Throws		Rebounds											Scoring	
Season	gp-gs	min/avg	fg-fga	pct	fg-fga	pct	ft-fga	pct	off	def	tot	avg	pf	fo	ast	to	blk	stl	pts	avg	
2018-19	24-7	293/12.2	25-54	.463	8-19	.421	13-18	.722	7	44	51	2.1	27	0	12	21	2	7	71	3.0	
2019-20	8-5	185/23.1	21-45	.467	6-16	.375	9-13	.692	3	16	19	2.4	23	1	11	18	0	5	57	7.1	
TOTAL	32-12	478/14.9	46-99	.465	14-35	.400	22-31	.710	10	60	70	2.2	50	1	23	39	2	12	128	4.0	

CALEB FULLER - CONTINUED

PERSONAL

- One of Karen Fuller's four sons
- Jamahi, Robinson and Regan are his brothers
- Winning silver at the 2017 European Championship as a member of Team Great Britain is his proudest personal accomplishment
- Dzan Musa and Isaac Bonga are the best athletes he competed against
- Career sports highlights include: representing England as a member of its national men's basketball team; representing Great Britain at two European Championships, winning a national U19 championship in 2018 and earning Elite Academy Basketball League Finals MVP accolades
- Favorite movie is The Dark Knight
- Cristiano Ronaldo is his sports hero
- Enjoys playing the piano
- Top three items on his bucket list include: snowboarding, visiting the Bahamas and visiting the blue lagoons in Iceland.
- You can take away everything except his phone
- Chose UC Davis because he felt it was the right fit with the team's style of play in addition to the great relationships with the coaching staff

PLAYER INFORMATION - MATT NEUFELD



MATT NEUFELD

Center
6-11 • 225 • Senior
Victoria, British Columbia/Saint Louis
Communication

"New-feld"

2019-20

- Finished with a team-high 18 points, on a season-high 8 of 11 shooting, at Portland (11/23)
- Scored a career-high 20 points vs. Sacramento State (11/20) in the team's annual game at the Golden 1 Center
- Shot 8 of 13 and hit all four shots at the free throw line against the Hornets
- Posted a perfect shooting stat line at Arkansas State (11/15): 6-for-6 overall and 2-for-2 at the free throw line; also grabbed a team-high five rebounds
- Led all Aggies with eight rebounds, nearly one-third of the team's total (26) vs. Idaho (11/14) at the Red Wolves Classic
- Posted 15 points for the second game in a row by nailing 5 of 7 shots, and all five attempts at the line vs. William Jessup (11/7)
- Scored 15 points, two shy of a career high, by hitting 7 of 11 shots at Loyola Chicago (11/5)
- One of the team's four-member senior class — a group of individuals who are all fifth-year seniors

2018-19

- Scored 12 points on 5 of 6 shooting vs. Hawai'i (3/7)
- Led the Aggies in scoring with 10 points when they hosted UC Irvine (2/28)
- Of his 15 points scored at CSUN (2/23), a career-high seven were earned at the stripe
- Shot an efficient 4 of 6 to finish with eight points, and two rebounds vs. CSUN (2/15)
- Finished with eight points and a game-high six rebounds, but it was his career-high four blocks that stood out from his stat line at Cal Poly (2/7)
- Scored in double figures for the third game in a row by hitting four shots from the floor and a pair at the line when UC Davis visited UC Riverside (2/2)
- After finishing with 14 points and a season-high nine rebounds vs. Cal Poly (1/19), he posted 17 and 6 the following game at Hawai'i (1/26); those 17 points are a season/career high
- His 14 points (on 6 of 10 shooting) scored vs. Cal Poly are the most against a Division I opponent at that point of the season; also finished with a game-high nine rebounds
- Those six field goals and nine boards are both new career highs
- On 4 of 5 shooting, Neufeld scored 11 points, in addition to recording five rebounds and one blocked shot at UC Irvine (1/10)
- Finished with nine points and a team-high seven rebounds at USC (12/30)

2019-20 GAME-BY-GAME

Date	Opponent	GS	FG	3FG	FT	Reb	A	TO	Blk	Stl	Pts
11/5	at Loyola Chicago	*	7	0	1	4	0	3	0	0	15
11/7	William Jessup		5	0	5	2	0	1	0	1	15
11/14	vs. Idaho ²	*	3	0	0	8	2	6	2	0	6
11/15	at Arkansas State ²	*	6	0	2	5	0	2	0	0	14
11/17	vs. VMI ²	*	4	0	4	6	1	3	0	3	12
11/20	vs. Sacramento State ¹	*	8	0	4	3	0	2	0	0	20
11/23	at Portland	*	8	0	2	4	0	2	1	0	18
11/26	at Cal	*	3	0	1	2	0	1	0	0	7
11/29	at Utah										
12/4	at Northern Arizona										
12/7	Northern Illinois										
12/14	at San Diego										
12/16	Loyola Marymount										
12/21	at San Francisco										
12/29	at New Mexico										
1/3	Holy Names										
1/9	UC Riverside*										
1/16	at Long Beach State*										
1/18	at CSUN*										
1/22	Cal State Fullerton*										
1/25	at Hawai'i*										
1/30	UC Irvine*										
2/1	Cal Poly*										
2/6	at UC Irvine*										
2/8	at Cal State Fullerton*										
2/13	UC Santa Barbara*										
2/15	CSUN*										
2/20	at Cal Poly*										
2/22	at UC Santa Barbara*										
2/29	Long Beach State*										
3/5	Hawai'i*										
3/7	at UC Riverside*										

* - Big West Conference Game

1 - Neutral game at the Golden 1 Center (Sacramento, Calif.)

2 - Red Wolves Classic (Jonesboro, Ark.)

3 - Big West Tournament (Honda Center; Anaheim, Calif.)

SEASON HIGHS

Points.....	20, vs. Sacramento State (11/20)
Rebounds	8 (2x), last vs. Portland (11/23)
Assists.....	2, vs. Idaho (11/14)
Field Goals.....	8, vs. Sacramento State (11/20)
Three-Pointers.....	N/A
Free Throws.....	5, vs. William Jessup (11/7)
Blocks.....	2, vs. Idaho (11/14)
Steals.....	3, vs. VMI (11/17)

CAREER HIGHS (UC Davis)

Points.....	20, vs. Sacramento State (11/20)
Rebounds	9, vs. Cal Poly (1/19/19)
Assists.....	2, vs. Idaho (11/14)
Field Goals.....	8, vs. Sacramento State (11/20)
Three-Pointers.....	N/A
Free Throws.....	7 (2x), last at CSUN (2/23/19)
Blocks.....	4, at Cal Poly (2/7/19)
Steals.....	3 (2x), last vs. VMI (11/17)



Scan to view Matt Neufeld's
full bio at [UCDavisAggies.com](https://ucdavisaggies.com)

Neufeld's Career Stats

			Total		3-Point		F-Throws		Rebounds											Scoring	
Season	gp-gs	min/avg	fg-fga	pct	fg-fga	pct	ft-fta	pct	off	def	tot	avg	pf	fo	ast	to	blk	stl	pts	avg	
2015-16*	25-2	242/9.7	18-40	.450	0-5	.000	9-24	.375	6	18	24	1.0	35	0	4	12	8	7	45	1.8	
2016-17*	28-0	151/5.4	10-20	.500	0-0	.000	5-8	.625	5	18	23	0.8	24	1	4	11	1	2	25	0.9	
2018-19	30-20	489/16.3	93-170	.547	0-0	.000	49-76	.645	30	60	90	3.0	86	2	8	41	18	12	235	7.8	
2019-20	8-7	196/24.5	44-71	.620	0-0	.000	19-26	.731	10	24	34	4.3	22	1	3	20	3	4	107	13.4	
TOTAL	38-27	685/18.0	137-241	.568	0-0	.000	68-102	.667	40	84	124	3.3	108	3	11	61	21	16	342	9.0	
All*	91-29	1078/11.8	165-301	.548	0-5	.000	82-134	.612	51	120	171	1.9	167	4	19	84	30	25	412	4.5	

MATT NEUFELD - CONTINUED

- Scored double figures against a Div. I opponent, for the second time this season, when he finished with 10, on 4 of 6 shooting, at LMU (12/28)
- Nailed 5 of 6 shots from the floor, and 7 of 9 shots at the line to finish with a career- and game-high 17 points vs. William Jessup (12/16); also led all players with three blocks and three steals, another pair of career highs
- Hit 3 of 5 shots and finished with three rebounds vs. Northern Arizona (11/29)
- Scored a team-high eight points, on three field goals and hit both free throws in his UC Davis debut vs. San Francisco (11/6)
- Will make his UC Davis debut this season

2017-18

- Redshirted the 2017-18 season due to NCAA transfer rules

SAINT LOUIS (2015-17)

- Played in 53 games throughout his two seasons with the Billikens, shooting .500 from the field his sophomore season and .625 at the line
- Recorded 53 rebounds, six assists, and nine steals throughout his career

SUNRISE CHRISTIAN ACADEMY '15

- Attended Prep School at Sunrise Christian Academy in Wichita, Kan., after a career at Lambrick Park High School in Victoria, B.C.

LAMBRICK PARK HS '14

- As a senior, he averaged 24 points and 10 rebounds per game, leading the Lions to a 30-9 overall record
- Ended that season with a provincial championship
- Named that event's Most Valuable Player and Defensive Player of the Tournament

PERSONAL

- Born in Victoria, British Columbia, Canada
- Parents are Kevin and Connie Neufeld
- Has two brothers, Kai and Travis
- Before beginning his college career, he represented Canada's U-19 National Team in the 2015 FIBA World Championships and competed in all seven contests held in Heraklion, Greece
- His father, Kevin, competed for Team Canada

PLAYER INFORMATION - B.J. SHAW



B.J. SHAW

Guard
6-6 • 180 • Redshirt Freshman
Oakland, Calif./Brewster Academy (N.H.) '18
Undeclared

2019-20

- Connected on 2 of 3 shots to finish with four points in his home debut against William Jessup (11/7)
- Hit a three pointer at Loyola Chicago (11/5) in his Aggie debut
- Slated to make his UC Davis debut this season

2018-19

- Redshirted the 2018-19 season

BREWSTER ACADEMY (N.H.) '18 (2015-17)

- Competed for Brewster Academy during the 2017-18 season.

BISHOP O'DOWD HS '17

- Averaged 11.0 ppg as a freshman, 12.0 ppg during his sophomore season and 13.0 ppg in each of his final two seasons at Bishop O'Dowd
- Helped his team with league titles during his freshman, sophomore and senior seasons... Earned All-West Alameda County Conference First Team honors following his junior and senior seasons... Graduated Cum Laude.

PERSONAL

- Chose UC Davis because he trusted and believed in the coaching staff and players on the team

2019-20 GAME-BY-GAME

Date	Opponent	GS	FG	3FG	FT	Reb	A	TO	Blk	Stl	Pts
11/5	at Loyola Chicago		1	1	0	0	0	0	0	0	3
11/7	William Jessup		2	0	0	1	0	2	0	0	4
11/14	vs. Idaho ²		Did not play								
11/15	at Arkansas State ²		Did not play								
11/17	vs. VMI ²		Did not play								
11/20	vs. Sacramento State ¹		Did not play								
11/23	at Portland		Did not play								
11/26	at Cal		Did not play								
11/29	at Utah										
12/4	at Northern Arizona										
12/7	Northern Illinois										
12/14	at San Diego										
12/16	Loyola Marymount										
12/21	at San Francisco										
12/29	at New Mexico										
1/3	Holy Names										
1/9	UC Riverside*										
1/16	at Long Beach State*										
1/18	at CSUN*										
1/22	Cal State Fullerton*										
1/25	at Hawai'i*										
1/30	UC Irvine*										
2/1	Cal Poly*										
2/6	at UC Irvine*										
2/8	at Cal State Fullerton*										
2/13	UC Santa Barbara*										
2/15	CSUN*										
2/20	at Cal Poly*										
2/22	at UC Santa Barbara*										
2/29	Long Beach State*										
3/5	Hawai'i*										
3/7	at UC Riverside*										

* - Big West Conference Game

1 - Neutral game at the Golden 1 Center (Sacramento, Calif.)

2 - Red Wolves Classic (Jonesboro, Ark.)

3 - Big West Tournament (Honda Center; Anaheim, Calif.)

SEASON HIGHS

Points.....	4, vs. William Jessup (11/7)
Rebounds	1, vs. William Jessup (11/7)
Assists.....	N/A
Field Goals.....	2, vs. William Jessup (11/7)
Three-Pointers.....	1, at Loyola Chicago (11/5)
Free Throws.....	N/A
Blocks.....	N/A
Steals.....	N/A

CAREER HIGHS

Points.....	4, vs. William Jessup (11/7)
Rebounds	1, vs. William Jessup (11/7)
Assists.....	N/A
Field Goals.....	2, vs. William Jessup (11/7)
Three-Pointers.....	1, at Loyola Chicago (11/5)
Free Throws.....	N/A
Blocks.....	N/A
Steals.....	N/A




Scan to view B.J. Shaw's
full bio at [UCDavisAggies.com](https://ucdavisaggies.com)

Shaw's Career Stats

Season	gp-gs	min/avg	Total		3-Point		F-Throws		Rebounds				Scoring			
			fg-fga	pct	fg-fga	pct	ft-fa	pct	off	def	tot	avg	pf	fo	ast	to
2019-20	3-0	13/4.3	3-4	.750	1-1	1.000	0-0	.000	0	1	1	0.3	3	0	0	1
TOTAL	3-0	13/4.3	3-4	.750	1-1	1.000	0-0	.000	0	1	1	0.3	3	0	0	1

PLAYER INFORMATION - JOE MOONEY



JOE MOONEY

Guard

6-3 • 187 • Senior

Wauconda, Ill./Notre Dame College Prep '15
Economics

2019-20

- Scored all 11 of his points after halftime at Cal (11/26)
- Notched his second 20-point game of the Red Wolves Classic, in as many games, by scoring a team-high 25 vs. VMI (11/17)
- Averaged 20.6 ppg throughout UC Davis' tournament games; 10 of his 19 field goals throughout the event were from three
- Posted his second 20-point game of the season by hitting four of his six baskets from three, and all five shots at the stripe at Arkansas State (11/15)
- Also grabbed a team-high five rebounds against the Red Wolves
- Scored a game-high 24 points, hit 8 of 13 shots overall and 4 of 7 from three versus William Jessup (11/7)
- One of the team's four-member senior class — a group of individuals who are all fifth-year seniors

2018-19

ALL-BIG WEST CONFERENCE HONORABLE MENTION

- Earned the first All-Big West award of his career when he was named to the honorable mention list, as announced by league officials on March 11
- His three, hit with eight seconds left against UC Riverside (3/9), gave the Aggies a one-point lead and completed a comeback that erased a 12-point deficit; led all players with 19 points by hitting 4 of 6 baskets from three, and sank all three at the stripe
- Three of his four baskets at CSUN (2/23) were threes; he also hit all four free throws
- Collected a career-high nine rebounds at Cal State Fullerton (2/21)
- Scored double figures for the fifth game in a row, and ninth in the last 10 games, when he finished with 11 points vs. Long Beach State (2/16)
- Named College Sports Madness' Big West Player of the Week, thanks to his performances vs. CSUN and Long Beach State: For the week, Mooney shot .632 overall, .500 from three and averaged 16.0 ppg
- Notched his second career 20-point game by finishing with 21 vs. CSUN (2/13); five of his eight baskets were from three, he shot 8 of 11 overall and blocked a career-high two shots
- The Aggies' breakout player during league play continued to shine at UC Santa Barbara (2/9) by hitting three of his five shots from three, including a straightaway dagger with 1:24 remaining, from NBA distance, to give UC Davis the lead for good
- He finished with 13 points that night against the Gauchos

2019-20 GAME-BY-GAME

Date	Opponent	GS	FG	3FG	FT	Reb	A	TO	Blk	Stl	Pts
11/5	at Loyola Chicago	*	1	0	1	2	0	0	0	1	3
11/7	William Jessup		8	4	4	5	3	1	0	3	24
11/14	vs. Idaho ²	*	6	2	2	3	2	4	0	1	16
11/15	at Arkansas State ²	*	6	4	5	5	3	6	0	0	21
11/17	vs. VMI ²	*	7	4	7	2	3	2	1	2	25
11/20	vs. Sacramento State ¹		0	0	2	4	1	0	1	1	2
11/23	at Portland		2	0	0	1	2	1	0	0	4
11/26	at Cal	*	3	3	2	4	0	1	0	1	11
11/29	at Utah										
12/4	at Northern Arizona										
12/7	Northern Illinois										
12/14	at San Diego										
12/16	Loyola Marymount										
12/21	at San Francisco										
12/29	at New Mexico										
1/3	Holy Names										
1/9	UC Riverside*										
1/16	at Long Beach State*										
1/18	at CSUN*										
1/22	Cal State Fullerton*										
1/25	at Hawai'i*										
1/30	UC Irvine*										
2/1	Cal Poly*										
2/6	at UC Irvine*										
2/8	at Cal State Fullerton*										
2/13	UC Santa Barbara*										
2/15	CSUN*										
2/20	at Cal Poly*										
2/22	at UC Santa Barbara*										
2/29	Long Beach State*										
3/5	Hawai'i*										
3/7	at UC Riverside*										

* - Big West Conference Game

1 - Neutral game at the Golden 1 Center (Sacramento, Calif.)

2 - Red Wolves Classic (Jonesboro, Ark.)

3 - Big West Tournament (Honda Center; Anaheim, Calif.)

SEASON HIGHS

Points.....	25, vs. VMI (11/17)
Rebounds	5 (2x), last at Arkansas State (11/15)
Assists.....	3 (3x), last vs. VMI (11/17)
Field Goals.....	8, vs. William Jessup (11/7)
Three-Pointers.....	4 (3x), last vs. VMI (11/17)
Free Throws.....	7, vs. VMI (11/17)
Blocks.....	1 (2x), vs. Sacramento State (11/20)
Steals.....	3, vs. William Jessup (11/7)

CAREER HIGHS

Points.....	29, at Long Beach State (1/12/19)
Rebounds	9, at Cal State Fullerton (2/21/19)
Assists.....	6, vs. UC Riverside (3/9/19)
Field Goals.....	10, at Long Beach State (1/12/19)
Three-Pointers.....	7, at Long Beach State (1/12/19)
Free Throws.....	7 (2x), last vs. VMI (11/17)
Blocks.....	2, vs. CSUN (2/13/19)
Steals.....	4 (3x), last at Long Beach State (1/12/19)



Scan to view Joe Mooney's
full bio at [UCDavisAggies.com](https://ucdavisaggies.com)

Mooney's Career Stats

			Total		3-Point		F-Throws		Rebounds											Scoring	
Season	gp-gs	min/avg	fg-fga	pct	fg-fga	pct	ft-fa	pct	off	def	tot	avg	pf	fo	ast	to	blk	stl	pts	avg	
2016-17	16-0	192/12.0	13-48	.271	6-32	.188	5-6	.833	1	9	10	0.6	15	0	9	6	0	6	37	2.3	
2017-18	28-1	526/18.8	65-156	.417	38-101	.376	14-22	.636	9	36	45	1.6	42	0	25	25	1	25	182	6.5	
2018-19	31-15	820/26.5	102-249	.410	62-160	.388	42-51	.824	12	68	80	2.6	60	0	38	40	5	24	308	9.9	
2019-20	8-5	228/28.5	33-85	.388	17-55	.309	23-28	.821	2	24	26	3.3	12	0	14	15	2	9	106	13.3	
TOTAL	83-21	1766/21.3	213-538	.396	123-348	.353	84-107	.785	24	137	161	1.9	129	0	86	86	8	64	633	7.6	

JOE MOONEY - CONTINUED

- Continued to light up the scoreboard during league play by finishing with 17 points at Cal Poly
- Posted a perfect stat line at UC Riverside (2/2) by hitting all five shots from the floor, which includes three threes, and both free throws to finish with 15 points
- Scored in double figures in four of the last five games; averaged 15.6 ppg throughout that timespan entering the Aggies' road game at UC Riverside (2/2)
- Of his 19 points posted vs. Cal Poly (1/19), a career-high seven were sank at the free throw line (in as many attempts); also set another career mark by collecting eight rebounds
- Scored in double figures for the third straight game by hitting three of his five baskets from three, and finishing with a game-high 14 points vs. UC Santa Barbara (1/12)
- Set new career highs by finishing with 29 points, on 10 field goals and seven three-point baskets at Long Beach State (1/12); also matched two career highs by collecting five rebounds and four assists
- Posted 14 points by hitting four field goals, including three from three, at UC Irvine (1/10); all three of those figures are season highs, in addition to his career-high five rebounds collected that night
- Scored six points, on a pair of threes, and collected a season-high three rebounds vs. William Jessup (12/16)
- A career-high four of his career-high five baskets were from three, and finished with a career-high 16 points when he returned home to Northern Illinois (12/5)
- Mooney grew up in Wauconda, located just over an hour's drive away from Northern Illinois University
- Scored 10 points at Arkansas (11/12) and both games of the team's Texas road trip
- Scored double figures for the second straight game; after recording 13 vs. San Diego (11/9), he posted 10 at Arkansas

2017-18

- Scored a career-high 15 points on 4 of 8 shooting; two of his shots were scored from three, and he hit five free throws, another career high, vs. UC Riverside (3/8)
- Two of this three baskets were from three, helping the Aggies clinch a regular season championship by defeating UC Irvine (3/3) in double overtime
- Scored 14 points on five field goals and four threes vs. Hawai'i (3/1), all season-high numbers
- Both of his baskets were from three, and he hit both free throws taken vs. UC Riverside (2/27)
- Finished with eight points — two of his three baskets were hit from three — and a career-high four rebounds at UC Santa Barbara (2/17)
- Notched his fourth double-figure scoring game of the season by hitting 3 of 4 baskets from three and finishing with 11 points at Cal Poly (2/15)
- Mooney's three threes tie a career high, originally set vs. Cal Poly earlier this season
- Earned a career-high four assists, and set up his team's game-winning shot in double overtime at Long Beach State (2/3)
- Nine of his 11 points were scored in the second half at CSUN (2/1), which included seven straight at one point of the game
- A career-high three of his four baskets were scored from three vs. Cal Poly (1/27); he finished with 10 points, two rebounds and two assists that evening
- His five-point play, which took place when he canned a three, a foul was called on Long Beach State (1/17) during the play, and hit a jumper on the ensuing possession, helped UC Davis take the lead for good midway through the first half
- Set a new career high with four steals vs. UC Irvine (1/4)
- Both of his baskets were made from three, in addition to finishing with two rebounds vs. Radford (12/23)

- Hit two of his three field goals from three, tying a career high, and matched a season high by finishing with two assists vs. Lamar (12/22)
- Two of his three field goals were from three, also finished with one assist and one steal at Utah Valley (11/18)
- Hit a three at Pacific (11/15)
- Set a new career high by finishing with 14 points at Northern Colorado (11/13)
- As was the case when he set his previous high, vs. Weber State at the Great Alaska Shootout the previous season, Mooney enjoyed a perfect shooting performance in the Aggie's season opener: 5-for-5 overall, 2-for-2 from three and 2-for-2 at the free throw line

Final Stats: 28-1 G-GS, 18.8 mpg, .417 FG%, .376 3FG%, .636 FT%, 1.6 rpg, 6.5 ppg

2016-17

- Finished with a season/career-high three steals vs. William Jessup (12/17)
- Set a new season high with three assists at Idaho (12/3)
- Recorded a perfect shooting stat line — 4-for-4 FG, 2-for-2 3FG, 2-for-2 FT — and finished with a season-high 12 points vs. Weber State (11/24) at the Great Alaska Shootout
- Nailed a three, forced a steal and scored on a breakaway layup, as part of UC Davis' first half 18-0 run vs. Northern Arizona (11/13)

Final Stats: 16-0 G-GS, 12.0 mpg, .271 FG%, .188 3FG%, .833 FT%, 0.6 rpg, 2.3 ppg

2015-16

- Redshirted

NOTRE DAME COLLEGE PREP '15

- Accolades earned during his final year at Notre Dame College Prep include: *Chicago Tribune* first team, *Chicago Sun-Times* All-Area, all-state third team, East Suburban Catholic Conference Player of the Year
- Averaged 20 points, five rebounds and four assists per game as a senior
- Led his team to a berth in the 4A state semifinals during his senior season
- Shot 46 pct. from distance and 83 percent from the stripe as a senior
- Shortly after receiving first team all-area accolades from Pioneer Sports, Mooney, a Magna Cum Laude graduate, received an invitation to compete in the Chicago Catholic League All-Star Game
- In that showcase, he scored 25 points for his East squad

PERSONAL

- One of Angela and Michael Mooney's five children
- If he could play another sport at UC Davis, he would choose baseball
- Chose UC Davis because of the players, coaches, outstanding academic programs, the team and school's culture

PLAYER INFORMATION - ROGERS PRINTUP



ROGERS PRINTUP

Guard
6-4 • 205 • Senior
Orange, Calif./Orange Lutheran HS '15
Communication

2019-20

- Finished with 11 points, on four field goals, and hit both of his shots at the line, all season highs, at Portland (11/23)
- His six rebounds against the Pilots tied a career high
- One of the team's four-member senior class — a group of individuals who are all fifth-year seniors

2018-19

- Grabbed a career-high six rebounds and finished with three assists and three steals, another season high, vs. Hawai'i (3/7)
- His season-high 14 points vs. Long Beach State included four of his five baskets from three (both season highs); also finished with a career-high five rebounds, for the second straight game, when UC Davis hosted Long Beach State (2/16)
- Scored seven points, and collected a career-high five rebounds, vs. CSUN (2/13)
- Finished with four rebounds at Cal Poly (2/7), the most against a Division I opponent this season
- In addition to a career-high six assists and a season-high four free throws, Printup scored nine points and grabbed three rebounds in his first start of the season at UC Riverside (2/2)
- Hit a pair of threes and finished with six points at Hawai'i (1/26)
- Scored a season-high 13 points on 5 of 7 shooting overall, and hit 3 of 5 shots from three (both season highs) vs. William Jessup (12/16); also recorded a season-high four rebounds in his 19 minutes played that night
- Led Team USA to a gold medal in the World Deaf Championships, held at Gallaudet University this past summer
- Also named to the Best Five Team, a squad comprised of the five strongest overall performers in the tournament

2017-18

- Three of his five field goals were scored from three, he hit both free throws, blocked a season-high two shots and notched his third double-figure scoring game by finishing with 15 points at Cal Poly (2/15)
- Those 15 points are a career-high vs. Division I opposition
- Scored 13 points, on 5 of 7 shooting overall and 3 of 5 from three, and found teammate TJ Shorts II with a beautiful bounce pass that led to the game-winner at Long Beach State (2/3)

2019-20 GAME-BY-GAME

Date	Opponent	GS	FG	3FG	FT	Reb	A	TO	Blk	Stl	Pts
11/5	at Loyola Chicago		0	0	0	1	1	0	0	0	0
11/7	William Jessup	*	1	0	0	3	0	2	0	1	2
11/14	vs. Idaho ²		0	0	0	3	0	0	0	0	0
11/15	at Arkansas State ²		0	0	0	0	0	0	0	0	0
11/17	vs. VMI ²		0	0	0	3	2	0	1	0	0
11/20	vs. Sacramento State ¹		0	0	0	0	0	0	0	1	0
11/23	at Portland	*	4	1	2	6	3	1	0	1	11
11/26	at Cal	Did not play									
11/29	at Utah										
12/4	at Northern Arizona										
12/7	Northern Illinois										
12/14	at San Diego										
12/16	Loyola Marymount										
12/21	at San Francisco										
12/29	at New Mexico										
1/3	Holy Names										
1/9	UC Riverside*										
1/16	at Long Beach State*										
1/18	at CSUN*										
1/22	Cal State Fullerton*										
1/25	at Hawai'i*										
1/30	UC Irvine*										
2/1	Cal Poly*										
2/6	at UC Irvine*										
2/8	at Cal State Fullerton*										
2/13	UC Santa Barbara*										
2/15	CSUN*										
2/20	at Cal Poly*										
2/22	at UC Santa Barbara*										
2/29	Long Beach State*										
3/5	Hawai'i*										
3/7	at UC Riverside*										

* - Big West Conference Game

1 - Neutral game at the Golden 1 Center (Sacramento, Calif.)

2 - Red Wolves Classic (Jonesboro, Ark.)

3 - Big West Tournament (Honda Center; Anaheim, Calif.)

SEASON HIGHS

Points.....	11, at Portland (11/23)
Rebounds	6, at Portland (11/23)
Assists.....	3, at Portland (11/23)
Field Goals.....	4, at Portland (11/23)
Three-Pointers.....	1, at Portland (11/23)
Free Throws.....	2, at Portland (11/23)
Blocks.....	1, vs. VMI (11/17)
Steals.....	1 (3x), last at Portland (11/23)

CAREER HIGHS

Points.....	20, vs. William Jessup (12/9/17)
Rebounds	6 (2x), last at Portland (11/23)
Assists.....	6, at UC Riverside (2/2/19)
Field Goals.....	6, vs. William Jessup (12/9/17)
Three-Pointers.....	6, vs. William Jessup (12/9/17)
Free Throws.....	4, at UC Riverside (2/2/19)
Blocks.....	2, at Cal Poly (2/15/18)
Steals.....	6, vs. Holy Names (12/30/17)



Scan to view Rogers Printup's
full bio at [UCDavisAggies.com](https://ucdavisaggies.com)

Printup's Career Stats

			Total		3-Point		F-Throws		Rebounds											Scoring	
Season	gp-gs	min/avg	fg-fga	pct	fg-fga	pct	ft-fga	pct	off	def	tot	avg	pf	fo	ast	to	blk	stl	pts	avg	
2015-16	22-0	197/9.0	8-36	.222	8-34	.235	0-0	.000	2	21	23	1.0	14	0	4	3	3	5	24	1.1	
2017-18	25-0	344/13.8	33-84	.393	23-66	.348	6-6	1.000	2	32	34	1.4	37	0	8	12	5	8	95	3.8	
2018-19	25-10	457/18.3	31-77	.403	15-53	.283	10-12	.833	10	54	64	2.6	41	1	19	14	4	16	87	3.5	
2019-20	7-2	81/11.6	5-14	.357	1-7	.143	2-2	1.000	3	13	16	2.3	8	0	6	3	1	3	13	1.9	
TOTAL	79-12	1079/13.7	77-211	.365	47-160	.294	18-20	.900	17	120	137	1.7	100	1	37	32	13	32	219	2.8	

ROGERS PRINTUP - CONTINUED

- Doubled his career steals total by finishing with a career-high six, and set another career best with five rebounds vs. Holy Names (12/30)
 - Finished with five points, three rebounds and a steal at Nevada (12/19)
 - By scoring 20 points, on six field goals (all threes), hitting two free throws and grabbing five rebounds, Printup set five new career highs when the Aggies hosted William Jessup (12/9)
 - Set a new career high by canning three shots from three, and finishing with nine points at Washington State (12/2)
 - Recorded one rebound at Northern Colorado (11/13)
- Final Stats:** 25-0 G-GS, 13.8 mpg, .393 FG%, .348 3FG%, 1.000 FT%, 1.4 rpg, 3.8 ppg

2016-17

- Redshirted

2015-16

- Ended with four rebounds vs. UC Riverside (1/21)
 - Grabbed one rebound in his first career Big West home game, vs. CSUN (1/14)
 - Set a new season high by scoring six points, on a season-high two threes, at UC Irvine (1/7)
 - Logged a season-high 22 minutes and finished with five rebounds, another season/career high vs. Holy Names (1/2)
 - Tied five season/career highs at Seattle (12/28): points (3), field goals, three-point field goals, rebounds and steals (1)
 - Finished with a steal, rebound and assist vs. Idaho (12/22)
 - Recorded his first rebound, assist and steal as an Aggie vs. Fresno Pacific (11/18)
 - Scored three points, on his only field goal attempt of the evening, in his UC Davis debut vs. North Dakota State (11/13)
- Final Stats:** 22-0 G-GS, 9.0 mpg, .222FG%, .235 3FG%, .000 FT%, 1.0 rpg, 1.1 ppg

ORANGE LUTHERAN HS '15

- Earned first team all-league and second team All-CIF as a senior
- Averaged 15.5 points and five rebounds per game in his final season at OLHS
- Posted averages of 14 points, six rebounds and one steal per game as a junior
- Junior All-State and All-CIF Division 1AA Southern Section accolades were received that year

PERSONAL

- The youngest member on Team USA's Deaf Men's Basketball National Team when the squad competed at the World Deaf Basketball Games in Taoyuan, Taiwan, last July; the team returned won silver and jumped four spots in the world rankings; Printup hit the game-winning free throws in his team's semifinal game vs. Russia
- Mother is Erika Printup
- Most people do not know that he plays the cello
- Earning a 4.0 GPA is his proudest personal accomplishment
- Non-sports hero is his family

PLAYER INFORMATION - ADE ADEBAYO



ADE ADEBAYO

Guard
6-4 • 180 • Freshman
London, England/Barking Abbey School '19
Mechanical Engineering

“Add-A Add-A-by-O”

2019-20

- Collected two assists at Cal (11/26)
- Recorded one assist in his UC Davis debut at Loyola Chicago (11/5)
- One of the Aggies’ seven newcomers and five true freshmen

BARKING ABBEY SCHOOL ‘19

- Competing alongside current teammate Caleb Fuller, the duo led Barking Abbey to consecutive Elite Academy Basketball League championships during the 2016-17 and 2017-18 seasons
- Earned all-league first team honors by averaging 13.5 points, 4.9 rebounds and 4.6 assists per game
- Spearheaded BA’s third straight appearance in the EABL championship game
- Won 40 of 43 games combined (.930 overall win percentage) and posted matching 17-1 league records (.944 league win pct.) during his last two seasons at Barking Abbey
- Ended his senior year as one of the EABL’s top players, thanks to his assists per game average, field goal percentage (.482), three-point shooting percentage (.383) and assist-to-turnover ratio (2.0).

PERSONAL

- Earned a top-five ranking at the prestigious Deng Camp — a group of U19 talents, hand-selected by coaches and basketball affiliates, that represent the top 50 players in the United Kingdom
- Received Most Valuable Player accolades at the Hoopsfix All-Star Classic after finishing with 18 points, six assists and five steals

2019-20 GAME-BY-GAME

Date	Opponent	GS	FG	3FG	FT	Reb	A	TO	Blk	Stl	Pts
11/5	at Loyola Chicago		0	0	0	0	1	1	0	0	0
11/7	William Jessup		1	0	0	1	1	1	0	1	2
11/14	vs. Idaho ²		0	0	0	0	2	1	0	0	0
11/15	at Arkansas State ²		0	0	0	1	0	0	0	0	0
11/17	vs. VMI ²		0	0	0	1	0	0	0	0	0
11/20	vs. Sacramento State ¹		0	0	0	2	0	2	1	0	0
11/23	at Portland		0	0	0	3	1	0	0	0	0
11/26	at Cal		0	0	0	2	2	0	0	0	0
11/29	at Utah										
12/4	at Northern Arizona										
12/7	Northern Illinois										
12/14	at San Diego										
12/16	Loyola Marymount										
12/21	at San Francisco										
12/29	at New Mexico										
1/3	Holy Names										
1/9	UC Riverside*										
1/16	at Long Beach State*										
1/18	at CSUN*										
1/22	Cal State Fullerton*										
1/25	at Hawai’i*										
1/30	UC Irvine*										
2/1	Cal Poly*										
2/6	at UC Irvine*										
2/8	at Cal State Fullerton*										
2/13	UC Santa Barbara*										
2/15	CSUN*										
2/20	at Cal Poly*										
2/22	at UC Santa Barbara*										
2/29	Long Beach State*										
3/5	Hawai’i*										
3/7	at UC Riverside*										

* - Big West Conference Game
1 - Neutral game at the Golden 1 Center (Sacramento, Calif.)
2 - Red Wolves Classic (Jonesboro, Ark.)
3 - Big West Tournament (Honda Center; Anaheim, Calif.)

SEASON HIGHS

Points..... 2, vs. William Jessup (11/7)
Rebounds 3, at Portland (11/23)
Assists..... 2 (2x), last at California (11/26)
Field Goals..... 1, vs. William Jessup (11/7)
Three-Pointers..... N/A
Free Throws..... N/A
Blocks..... 1, vs. William Jessup (11/7)
Steals..... N/A

CAREER HIGHS

Points..... 2, vs. William Jessup (11/7)
Rebounds 3, at Portland (11/23)
Assists..... 2 (2x), last at California (11/26)
Field Goals..... 1, vs. William Jessup (11/7)
Three-Pointers..... N/A
Free Throws..... N/A
Blocks..... 1, vs. William Jessup (11/7)
Steals..... N/A



Scan to view Ade Adebayo’s full bio at UCDavisAggies.com

Adebayo’s Career Stats

Season	gp-gs	min/avg	Total		3-Point		F-Throws		Rebounds				Scoring					
			fg-fga	pct	fg-fga	pct	ft-fta	pct	off	def	tot	avg	pf	fo	ast	to	blk	stl
2019-20	8-0	86/10.8	1-3	.333	0-1	.000	0-0	.000	0	10	10	1.3	12	0	7	6	2	0
TOTAL	8-0	86/10.8	1-3	.333	0-1	.000	0-0	.000	0	10	10	1.3	12	0	7	6	2	0

PLAYER INFORMATION - CAMERON BA



CAMERON BA

Guard

6-3 • 175 • Freshman

Alameda, Calif./St. Joseph Notre Dame HS '18

Undeclared

2019-20

- Scored six points, by hitting both of his attempts from three, and collected four rebounds in his Aggie debut vs. William Jessup (11/7)
- Slated to make his UC Davis debut this season

2018-19

- Redshirted
- One of UC Davis basketball's four newcomers

ST. JOSEPH NOTRE DAME HS '18

- Earned four varsity letters
- Averaged 11.0 ppg as a sophomore
- That season, his team won North Coast Section and CIF State Division V championships
- The following season, Ba averaged 14.0 ppg for a squad that posted a perfect 12-0 league record and won a NCS Division IV title
- Named team co-captain his junior season; also earned all-league first team honors
- Selected team co-captain, collected all-league first team and conference playoff MVP accolades
- Averaged 11.0 ppg, 6.4 rpg, 3.4 apg and 2.0 spg, led the team in minutes played per game and led St. Joseph to another undefeated conference record
- That season, SJND advanced to the NCS championship game
- Ended his career with 1,271 points and 213 three-point baskets

PERSONAL

- The oldest of Yvonne and Mbissane Ba's two children
- Alexa is his sister
- His mother attended UC Davis and graduated in 1991
- Sleep Train Arena is his favorite facility that he has played in
- Winning a state championship during his sophomore season is his career sports highlight
- Favorite movie is Spider Man
- Hobbies include playing ping pong, chess and watching football
- Chose UC Davis because several family members are Aggie alums, the school's academics are world-class, the opportunity to compete for a successful Division I program, the sense of community and coaching staff

2019-20 GAME-BY-GAME

Date	Opponent	GS	FG	3FG	FT	Reb	A	TO	Blk	Stl	Pts
11/5	at Loyola Chicago										
11/7	William Jessup		2	2	0	4	0	0	0	0	5
11/14	vs. Idaho ²										
11/15	at Arkansas State ²										
11/17	vs. VMI ²										
11/20	vs. Sacramento State ¹										
11/23	at Portland										
11/26	at Cal										
11/29	at Utah										
12/4	at Northern Arizona										
12/7	Northern Illinois										
12/14	at San Diego										
12/16	Loyola Marymount										
12/21	at San Francisco										
12/29	at New Mexico										
1/3	Holy Names										
1/9	UC Riverside*										
1/16	at Long Beach State*										
1/18	at CSUN*										
1/22	Cal State Fullerton*										
1/25	at Hawai'i*										
1/30	UC Irvine*										
2/1	Cal Poly*										
2/6	at UC Irvine*										
2/8	at Cal State Fullerton*										
2/13	UC Santa Barbara*										
2/15	CSUN*										
2/20	at Cal Poly*										
2/22	at UC Santa Barbara*										
2/29	Long Beach State*										
3/5	Hawai'i*										
3/7	at UC Riverside*										

* - Big West Conference Game

1 - Neutral game at the Golden 1 Center (Sacramento, Calif.)

2 - Red Wolves Classic (Jonesboro, Ark.)

3 - Big West Tournament (Honda Center; Anaheim, Calif.)

SEASON HIGHS

Points.....	6, vs. William Jessup (11/7)
Rebounds	4, vs. William Jessup (11/7)
Assists.....	N/A
Field Goals.....	2, vs. William Jessup (11/7)
Three-Pointers.....	2, vs. William Jessup (11/7)
Free Throws.....	N/A
Blocks.....	N/A
Steals.....	N/A

CAREER HIGHS

Points.....	6, vs. William Jessup (11/7)
Rebounds	4, vs. William Jessup (11/7)
Assists.....	N/A
Field Goals.....	2, vs. William Jessup (11/7)
Three-Pointers.....	2, vs. William Jessup (11/7)
Free Throws.....	N/A
Blocks.....	N/A
Steals.....	N/A



Scan to view Cameron Ba's
full bio at [UCDavisAggies.com](https://ucdavisaggies.com)

Ba's Career Stats

			Total		3-Point		F-Throws		Rebounds										Scoring	
Season	gp-gs	min/avg	fg-fga	pct	fg-fga	pct	ft-fta	pct	off	def	tot	avg	pf	fo	ast	to	blk	stl	pts	avg
2019-20	1-0	6/6.0	2-3	.667	2-2	1.000	0-0	.000	1	3	4	4.0	0	0	0	0	0	0	6	6.0
TOTAL	1-0	6/6.0	2-3	.667	2-2	1.000	0-0	.000	1	3	4	4.0	0	0	0	0	0	0	6	6.0

PLAYER INFORMATION - OLIVER GEHRKE



OLIVER GEHRKE

Forward

6-7 • 215 • Freshman

Stockholm, Sweden/

Jämtland Gymnasium Wargentim

Undeclared

“Gur-key”

2019-20

- Finished with four points by hitting a three, and a free throw, at Cal (11/26)
- Hit both attempts from the floor, including a three, to finish with five points and one steal in his home debut vs. William Jessup (11/7)
- One of the Aggies' seven newcomers and five true freshmen

TEAM SWEDEN - INTERNATIONAL COMPETITION (2016-19):

- Represented Team Sweden in the FIBA 2019 European Championship
- Played a key role in his country's successful run at the 2018 U18 European Championships by averaging 12.9 points and 6.1 rebounds per game
- Sweden finished the 2019 event in seventh place, a considerable improvement from its 14th-place result during the 2017 tournament.
- Throughout his international career, Gehrke averaged 12.2 points, 6.8 rebounds and 1.4 assists per game.

JAMTLAND GYMNASIUM WARGENTIM

- Youngest member on roster throughout his three years with the team
- Jämtland qualified for the playoff each season in Sweden's top basketball league
- Fixture in his team's starting lineup throughout the 2018-19 season and posted career-high figures across the board
- Jämtland enjoyed its first back-to-back winning records this decade by ending the 2018-19 campaign with a 23-13 mark
- Advanced to the semifinals and drew top-seeded Södertälje in a best-of-seven series
- That was Jämtland's deepest postseason run in the program's history

2019-20 GAME-BY-GAME

Date	Opponent	GS	FG	3FG	FT	Reb	A	TO	Blk	Stl	Pts
11/5	at Loyola Chicago	Did not play									
11/7	William Jessup	2	1	0	0	1	0	0	1		5
11/14	vs. Idaho ²	Did not play									
11/15	at Arkansas State ²	0	0	0	1	0	1	0	0		0
11/17	vs. VMI ²	Did not play									
11/20	vs. Sacramento State ¹	0	0	0	1	1	1	0	0		0
11/23	at Portland	0	0	0	0	0	0	0	0		1
11/26	at Cal	1	1	1	1	0	0	0	0		4
11/29	at Utah										
12/4	at Northern Arizona										
12/7	Northern Illinois										
12/14	at San Diego										
12/16	Loyola Marymount										
12/21	at San Francisco										
12/29	at New Mexico										
1/3	Holy Names										
1/9	UC Riverside*										
1/16	at Long Beach State*										
1/18	at CSUN*										
1/22	Cal State Fullerton*										
1/25	at Hawai'i*										
1/30	UC Irvine*										
2/1	Cal Poly*										
2/6	at UC Irvine*										
2/8	at Cal State Fullerton*										
2/13	UC Santa Barbara*										
2/15	CSUN*										
2/20	at Cal Poly*										
2/22	at UC Santa Barbara*										
2/29	Long Beach State*										
3/5	Hawai'i*										
3/7	at UC Riverside*										

* - Big West Conference Game

1 - Neutral game at the Golden 1 Center (Sacramento, Calif.)

2 - Red Wolves Classic (Jonesboro, Ark.)

3 - Big West Tournament (Honda Center; Anaheim, Calif.)

SEASON HIGHS

Points.....	5, vs. William Jessup (11/7)
Rebounds	1 (2x), vs. Sacramento State (11/20)
Assists.....	1 (2x), vs. Sacramento State (11/20)
Field Goals.....	2, vs. William Jessup (11/7)
Three-Pointers.....	1 (2x), last at California (11/26)
Free Throws.....	1, at California (11/26)
Blocks.....	N/A
Steals.....	1, vs. William Jessup (11/7)

CAREER HIGHS

Points.....	5, vs. William Jessup (11/7)
Rebounds	1 (2x), vs. Sacramento State (11/20)
Assists.....	1 (2x), vs. Sacramento State (11/20)
Field Goals.....	2, vs. William Jessup (11/7)
Three-Pointers.....	1 (2x), last at California (11/26)
Free Throws.....	1, at California (11/26)
Blocks.....	N/A
Steals.....	1, vs. William Jessup (11/7)




Scan to view Oliver Gehrke's
full bio at [UCDavisAggies.com](https://ucdavisaggies.com)

Gehrke's Career Stats

			Total		3-Point		F-Throws		Rebounds											Scoring	
Season	gp-gs	min/avg	fg-fga	pct	fg-fga	pct	ft-fga	pct	off	def	tot	avg	pf	fo	ast	to	blk	stl	pts	avg	
2019-20	5-0	39/7.8	3-7	.429	2-4	.500	1-3	.333	0	3	3	0.6	4	0	2	2	0	1	9	1.8	
TOTAL	5-0	39/7.8	3-7	.429	2-4	.500	1-3	.333	0	3	3	0.6	4	0	2	2	0	1	9	1.8	

PLAYER INFORMATION - ELIJAH PEPPER



ELIJAH PEPPER

Guard
6-4 • 200 • Freshman
Selah, Wash./Selah HS '19
Undeclared

2019-20

- Became the first Aggie of the season to post a double-digit rebound total when he finished with 10 vs. VMI (11/17) in his team's Red Wolves Classic finale
- Also set a new career high by earning five of the Aggies' 20 assists against the Keydets
- Finished with four points and a team-high six rebounds in his UC Davis home debut vs. William Jessup (11/7)
- Scored four points on two field goals in his UC Davis debut at Loyola Chicago (11/5)
- One of the Aggies' seven newcomers and five true freshmen

SELAH HS '19

- Led Selah High School to a 24-2 record and was named conference MVP for the second year in a row as a junior
- Ended the 2017-18 season as Washington State 2A Player of the Year
- As a freshman, Pepper averaged 21.1 points per game, scored 503 points, and played a key role in helping SHS win the first of three straight Central Washington Athletic Conference championships
- The Vikings finished 20-4 that year thanks to Pepper's outstanding play on the court; those 20 wins nearly matched the total from the previous four seasons combined (21)
- Pepper's debut season also included all-league first team honors, a district championship, and the first of four straight 20-win seasons
- The 2016-17 campaign saw Pepper average 29 ppg by scoring a total of 753 points throughout the year — one that saw the Vikings successfully defend their league and district titles
- Also earned during his sophomore season were the top individual honors in the state: league MVP, All-State first team and All-Tournament accolades
- With Pepper leading the way, Selah High School's on-court success continued in 2017-18 with another CWAC crown, another deep state playoff run — the Vikings finished second and third during his sophomore and junior seasons — and an extensive individual honor roll that included his second-straight first team all-conference and league MVP honors, Washington State MVP and All-State first team recognition
- In just three years, Pepper became the school's all-time leading scorer with more than 1,650 points to his credit — an accomplishment that was bound to take place sooner than later since he crossed the 1,000-point threshold midway through his sophomore season
- Pepper also tied the school's single-game scoring record twice by finishing with 46 points

2019-20 GAME-BY-GAME

Date	Opponent	GS	FG	3FG	FT	Reb	A	TO	Blk	Stl	Pts
11/5	at Loyola Chicago		2	0	0	2	0	1	0	0	4
11/7	William Jessup	*	2	0	0	6	3	2	0	1	4
11/14	vs. Idaho ²		1	1	1	2	3	2	0	1	3
11/15	at Arkansas State ²	*	2	0	0	4	2	3	0	2	4
11/17	vs. VMI ²	*	3	1	1	10	5	1	0	1	8
11/20	vs. Sacramento State ¹	*	2	0	2	2	3	3	0	1	6
11/23	at Portland	*	2	1	0	5	2	1	0	1	5
11/26	at Cal	*	3	1	0	4	0	0	0	2	7
11/29	at Utah										
12/4	at Northern Arizona										
12/7	Northern Illinois										
12/14	at San Diego										
12/16	Loyola Marymount										
12/21	at San Francisco										
12/29	at New Mexico										
1/3	Holy Names										
1/9	UC Riverside*										
1/16	at Long Beach State*										
1/18	at CSUN*										
1/22	Cal State Fullerton*										
1/25	at Hawai'i*										
1/30	UC Irvine*										
2/1	Cal Poly*										
2/6	at UC Irvine*										
2/8	at Cal State Fullerton*										
2/13	UC Santa Barbara*										
2/15	CSUN*										
2/20	at Cal Poly*										
2/22	at UC Santa Barbara*										
2/29	Long Beach State*										
3/5	Hawai'i*										
3/7	at UC Riverside*										

* - Big West Conference Game

1 - Neutral game at the Golden 1 Center (Sacramento, Calif.)

2 - Red Wolves Classic (Jonesboro, Ark.)

3 - Big West Tournament (Honda Center; Anaheim, Calif.)

SEASON HIGHS

Points.....	8 vs. VMI (11/17)
Rebounds.....	10, vs. VMI (11/17)
Assists.....	5, vs. VMI (11/17)
Field Goals.....	3 (2x), last at California (11/26)
Three-Pointers.....	1 (3x), last at California (11/26)
Free Throws.....	2, vs. Sacramento State (11/20)
Blocks.....	N/A
Steals.....	2, at Arkansas State (11/15)

CAREER HIGHS

Points.....	8 vs. VMI (11/17)
Rebounds.....	10, vs. VMI (11/17)
Assists.....	5, vs. VMI (11/17)
Field Goals.....	3 (2x), last at California (11/26)
Three-Pointers.....	1 (3x), last at California (11/26)
Free Throws.....	2, vs. Sacramento State (11/20)
Blocks.....	N/A
Steals.....	2, at Arkansas State (11/15)



Scan to view Elijah Pepper's
full bio at [UCDavisAggies.com](https://ucdavisaggies.com)

Pepper's Career Stats

Season	gp-gs		Total		3-Point		F-Throws		Rebounds				Scoring					
			fg-fga	pct	fg-fga	pct	ft-fa	pct	off	def	tot	avg	pf	fo	ast	to	blk	stl
2019-20	8-6	205/25.6	17-55	.309	4-21	.190	3-4	.750	12	23	35	4.4	7	0	17	12	0	9
TOTAL	8-6	205/25.6	17-55	.309	4-21	.190	3-4	.750	12	23	35	4.4	7	0	17	12	0	9

ELIJAH PEPPER - CONTINUED

PERSONAL

- Born in Australia before relocating to Washington, Pepper's signing is the latest highlight of his family's strong basketball lineage since his dad and uncle both played professionally

Nov. 5, 2019

Loyola Chicago 82, UC Davis 48

Chicago (Joseph J. Gentile Arena)

UC Davis 48 • 0-1

#	Player	Total		3-Ptr		Rebounds			PF	TP	A TO Blk Stl				Min
		FG-FGA	FG-FGA	FT-FTA	FT-FTA	Off	Def	Tot			A	TO	Blk	Stl	
13	Neufeld, Matt	c	7-11	0-0	1-2	1	3	4	3	15	0	3	0	0	26
02	Gonzalez, Stefan	g	2-6	1-4	0-0	2	3	5	1	5	2	0	1	0	24
05	Manjon, Ezra	g	3-12	0-1	1-2	0	1	1	0	7	3	1	1	0	28
11	Fuller, Caleb	g	2-7	0-1	0-0	1	5	6	2	4	0	5	0	0	29
22	Mooney, Joe	g	1-8	0-5	1-2	0	2	2	1	3	0	0	0	1	23
01	Squire, Damion		1-3	1-2	0-0	0	0	0	2	3	1	3	1	1	15
20	Koehler, Kennedy		2-3	0-0	0-2	0	3	1	4	1	0	0	1	1	14
23	Shaw, B.J.		1-1	1-1	0-0	0	0	0	2	3	0	0	0	0	5
23	Printup, Rogers		0-1	0-0	0-0	0	1	1	0	0	1	0	0	0	6
24	Adebayo, Ade		0-0	0-0	0-0	0	0	0	0	0	1	1	0	0	13
40	Pepper, Elijah		2-5	0-3	0-0	1	1	2	0	4	0	1	0	0	17
Team						1	2	3							
Totals			21-57	3-17	3-8	6	21	27	12	48	9	14	3	3	200

FG % 1st Half: 10-30 33.3% 2nd half: 11-27 40.7% Game: 21-57 36.8% Deadball Rebounds 3
3FG % 1st Half: 1-11 9.1% 2nd half: 2-6 33.3% Game: 3-17 17.6%
FT % 1st Half: 1-2 50.0% 2nd half: 2-6 33.3% Game: 3-8 37.5%

Loyola Chicago 82 • 1-0

#	Player	Total		3-Ptr		Rebounds			PF	TP	A TO Blk Stl				Min
		FG-FGA	FG-FGA	FT-FTA	FT-FTA	Off	Def	Tot			A	TO	Blk	Stl	
01	Williamson, Lucas	*	6-9	1-4	0-0	1	4	5	2	13	1	3	0	0	24
12	Kennedy, Marquise	*	5-12	0-2	1-1	1	2	3	2	11	1	1	0	2	27
24	Hall, Tate	*	6-11	1-4	1-2	0	9	9	0	14	3	2	0	4	25
25	Krutwig, Cameron	*	6-8	0-0	3-3	2	6	8	1	15	11	1	1	0	26
30	Uguak, Aher	*	4-6	0-1	0-0	0	3	3	2	8	1	0	0	0	24
00	Wojcik, Paxson		2-5	0-1	0-0	0	4	4	1	4	2	1	0	0	17
02	Baughman, Jake		0-0	0-0	0-0	0	0	0	0	0	0	0	0	0	3
04	Skokna, Bruno		3-4	1-1	2-2	0	1	1	0	9	0	0	0	1	18
10	Welch, Tom		1-2	0-0	1-2	1	1	2	3	3	0	0	0	0	15
45	Alcock, Will		0-1	0-0	0-0	0	0	0	0	0	0	0	0	0	2
50	Pipkins, Jalon		2-5	1-3	0-0	0	1	1	0	5	1	0	0	0	19
Team						3	1	4							
Totals			35-63	4-16	8-10	8	32	40	11	82	20	8	1	7	200

FG % 1st Half: 18-32 56.3% 2nd half: 17-31 54.8% Game: 35-63 55.6% Deadball Rebounds 1
3FG % 1st Half: 2-7 28.6% 2nd half: 2-9 22.2% Game: 4-16 25.0%
FT % 1st Half: 1-1 100.0 2nd half: 7-9 77.8% Game: 8-10 80.0%

Officials: Tom O'Neill, Greg Rennegarbe, Boyd Copeland
Technical fouls: UC Davis-None. Loyola Chicago-None.
Attendance: 3244

Score by periods	1st	2nd	Total
UC Davis	22	26	48
Loyola Chicago	39	43	82

Last FG - UCD 2nd-01:57, LUC 2nd-01:24.
Largest lead - UCD by 4 1st-17:56, LUC by 36 2nd-04:29.
UCD led for 02:45. LUC led for 35:57. Game was tied for 01:18.

Score tied - 3 times.
Lead changed - 1 time.

Nov. 14, 2019

UC Davis 65, Idaho 64

Red Wolves Classic - Jonesboro, Ark. (First National Bank Arena)

UC Davis 65 • 2-1

#	Player	Total		3-Ptr		Rebounds			PF	TP	A TO Blk Stl				Min
		FG-FGA	FG-FGA	FT-FTA	FT-FTA	Off	Def	Tot			A	TO	Blk	Stl	
13	Neufeld, Matt	c	3-5	0-0	0-1	2	6	8	2	6	2	6	2	0	27
01	Squire, Damion		0-0	0-0	0-0	0	1	1	1	0	0	1	0	0	5
05	Manjon, Ezra	g	7-10	1-1	2-2	1	2	3	2	17	3	0	0	0	33
11	Fuller, Caleb	g	6-13	3-6	3-4	0	2	2	5	18	2	0	0	3	32
22	Mooney, Joe	g	6-12	2-8	2-2	0	3	3	1	16	2	4	0	1	29
02	Gonzalez, Stefan		1-3	1-3	0-0	0	1	1	1	3	1	1	0	0	20
20	Koehler, Kennedy		1-5	0-0	0-0	2	1	3	2	2	1	1	0	1	13
23	Printup, Rogers		0-2	0-1	0-0	0	3	3	0	0	0	0	0	0	6
24	Adebayo, Ade		0-0	0-0	0-0	0	0	0	3	0	2	1	0	0	9
40	Pepper, Elijah		1-3	1-2	0-0	1	1	2	0	3	2	1	0	1	26
Team						0	0	0							
Totals			25-53	8-21	7-9	6	20	26	17	65	15	15	2	6	200

FG % 1st Half: 10-24 41.7% 2nd half: 15-29 51.7% Game: 25-53 47.2% Deadball Rebounds 1
3FG % 1st Half: 4-10 40.0% 2nd half: 4-11 36.4% Game: 8-21 38.1%
FT % 1st Half: 4-4 100.0 2nd half: 3-5 60.0% Game: 7-9 77.8%

Idaho 64 • 1-2

#	Player	Total		3-Ptr		Rebounds			PF	TP	A TO Blk Stl				Min
		FG-FGA	FG-FGA	FT-FTA	FT-FTA	Off	Def	Tot			A	TO	Blk	Stl	
34	Scott Blakney	f	1-3	0-0	5-7	3	0	3	2	7	0	0	0	0	28
04	Keyshaad Dixon	f	2-4	1-2	2-2	0	4	4	1	7	0	1	0	1	27
05	Quinton Forrest	g	2-5	0-0	1-2	5	5	10	1	5	1	3	0	1	29
15	Marquell Fraser	g	6-11	1-3	0-0	2	7	9	4	13	5	2	0	1	29
25	Trevon Allen	g	7-19	1-7	7-8	0	3	3	1	22	2	4	0	4	36
01	Ja'Vary Christmas		2-4	0-2	0-0	0	1	1	0	4	1	1	0	0	12
02	Damen Thacker		0-1	0-1	2-2	0	0	0	0	2	0	0	0	0	2
11	BJ Simmons		1-1	0-0	0-0	0	0	0	1	2	2	1	0	0	6
12	Chance Garvin		1-2	0-1	0-0	0	0	0	0	2	1	0	0	0	11
23	Babacar Thiombane		0-3	0-0	0-0	1	3	4	4	0	0	2	2	0	20
Team						1	0	1							
Totals			22-53	3-16	17-21	12	23	35	14	64	12	14	2	7	200

FG % 1st Half: 13-29 44.8% 2nd half: 9-24 37.5% Game: 22-53 41.5% Deadball Rebounds 3
3FG % 1st Half: 2-10 20.0% 2nd half: 1-6 16.7% Game: 3-16 18.8%
FT % 1st Half: 8-8 100.0 2nd half: 9-13 69.2% Game: 17-21 81.0%

Officials: Landon Cammack,John Heatly,Tim Fitzgerald
Technical fouls: UC Davis-None. Idaho-None.
Attendance: 108

Score by periods	1st	2nd	Total
UC Davis	28	37	65
Idaho	36	28	64

Last FG - UCD 2nd-00:24, UI 2nd-07:17.
Largest lead - UCD by 1 2nd-04:23, UI by 12 1st-06:14.
UCD led for 02:38. UI led for 36:04. Game was tied for 01:18.

Score tied - 4 times.
Lead changed - 5 times.

Nov. 7, 2019

UC Davis 109, William Jessup 63

Davis, Calif. (The Pavilion)

William Jessup 63

#	Player	Total		3-Ptr		Rebounds			PF	TP	A TO Blk Stl				Min
		FG-FGA	FG-FGA	FT-FTA	FT-FTA	Off	Def	Tot			A	TO	Blk	Stl	
01	Isaiah Milan	*	8-14	2-6	0-0	0	2	2	3	18	4	6	0	0	33
02	Jayden DeJoseph	*	2-7	2-7	0-0	0	1	1	1	6	2	2	0	1	29
04	Luis Medearis	*	1-13	1-8	6-6	0	3	3	1	9	4	5	0	1	33
14	Austin Dill	*	4-6	0-0	1-3	2	2	4	2	9	0	0	0	0	28
20	Sam Howlin	*	1-1	0-0	0-0	2	2	4	5	2	3	2	1	2	20
10	Jaydon Clark		1-8	1-6	0-0	0	0	0	0	3	0	3	0	0	19
22	Jaylen Johnson		3-7	2-5	2-2	0	0	0	4	10	1	2	0	1	19
23	Erik Kinnelbrew		2-5	2-3	0-0	0	3	3	3	6	0	0	0	0	12
30	David McCants		0-4	0-0	0-0	4	0	4	0	0	0	0	0	0	7
Team						1	4	5			1				
Totals			22-65	10-35	9-11	9	17	26	19	63	14	19	1	5	200

FG % 1st Half: 11-33 33.3% 2nd half: 11-32 34.4% Game: 22-65 33.8% Deadball Rebounds 0
3FG % 1st Half: 5-16 31.3% 2nd half: 5-19 26.3% Game: 10-35 28.6%
FT % 1st Half: 5-6 83.3% 2nd half: 4-5 80.0% Game: 9-11 81.8%

UC Davis 109 • 1-1

#	Player	FG	Total	3-Ptr	FT	FTA	Off	Def	PF	TP	A	TO	Blk	Stl	Min
10	Kiely, Kennedy	f	2-4	0-0	3-4	1	4	5	2	7	1	2	0	0	15
01	Squire, Damion	g	1-2	0-0	0-0	0	1	1	4	2	3	0	0	1	17
05	Manjon, Ezra	g	7-9	0-0	2-2	2	3	5	2	16	7	2	0	1	24
23	Printup, Rogers	g	1-3	0-1	0-0	0	3	3	3	2	0	2	0	1	18
40	Pepper, Elijah	g	2-7	0-3	0-0	1	5	6	0	4	3	2	0	1	22
02	Gonzalez, Stefan		5-6	4-5	2-2	0	4	4	0	16	3	2	0	0	16
11	Fuller, Caleb		2-3	0-0	2-3	0	4	4	3	6	1	0	0	0	15
23	Krutwig, Cameron		5-7	0-0	5-5	1	1	2	0	15	0	1	0	1	18
20	Shaw, B.J.		2-3	0-0	0-0	0	1	1	4	0	1	0	0	0	7
22	Mooney, Joe		8-13	4-7	4-5	1	4	5	1	24	3	1	0	3	24
24	Adebayo, Ade		1-2	0-0	0-0	0	1	1	1	2	1	1	0	0	11
30	Be, Cameron		2-3	2-2	0-0	1	3	4	0	6	0	0	0	0	6
33	Gehrke, Oliver		2-2	1-1	0-0	0	0	0	5	1	0	0	1	0	7
	Team					1	2	3							
Totals			40-64	11-19	18-21	8	36	44	17	109	23	15	1	9	200

Nov. 17, 2019

VMI 89, UC Davis 84 (20T)

Red Wolves Classic - Jonesboro, Ark. (First National Bank Arena)

VMI 89 • 1-5															
#	Player	Total	3-Ptr	Rebounds					PF	TP	A	To	Blk	Stl	Min
		FG-FGA	FG-FGA	FT-FTA	Off	Def	Tot								
34	Jake Stephens	c	2-4	1-3	0-0	0	3	3	2	5	1	1	1	0	14
02	Garrett Gilkeson		3-10	2-6	10-12	1	5	6	3	18	7	0	0	4	44
05	Greg Parham	g	0-4	0-2	0-0	1	0	1	0	1	0	2	0	0	1
10	Kamdyn Curfman		5-14	5-8	0-0	1	2	3	2	15	3	0	0	2	43
15	Myles Lewis	g	6-16	0-0	5-6	2	6	8	2	17	2	4	1	3	36
00	Louis Tang		0-0	0-0	0-0	0	2	1	3	0	1	0	1	0	11
03	Travis Evee		5-11	1-6	3-3	0	2	2	2	14	3	2	0	0	36
24	Will Miller		0-0	0-0	0-0	0	0	0	0	2	0	1	0	0	5
25	Tyler Creamer		3-11	0-2	6-6	9	8	17	4	12	2	1	1	0	32
30	Sean Conway		3-3	2-2	0-0	0	2	2	1	8	2	2	0	1	15
	Team					1	0	1							
Totals			27-73	11-29	24-27	15	29	44	22	89	24	10	4	11	250
FG % 1st Half: 12-32 37.5%		2nd half: 10-28 35.7%	OT: 5-13 38.5%		Game: 27-73 37.0%		Deadball								
3FG % 1st Half: 3-10 30.0%		2nd half: 6-15 40.0%	OT: 2-4 50.0%		Game: 11-29 37.9%		Rebounds								
FT % 1st Half: 7-7 100.0		2nd half: 6-8 75.0%	OT: 11-12 91.7%		Game: 24-27 88.9%										

UC Davis 84 • 2-3															
#	Player	Total	3-Ptr	Rebounds			PF	TP	A	TO	Blk	Stl	Min		
		FG-FGA	FG-FGA	FT-FTA	Off	Def	Tot								
13	Neufeld, Matt	c	4-8	0-0	4-4	2	4	6	5	12	1	3	0	33	
05	Manjon, Ezra	g	6-12	0-2	3-7	1	2	3	4	15	4	0	0	41	
11	Fuller, Caleb	g	6-10	2-4	2-2	1	3	4	3	16	2	6	0	37	
22	Mooney, Joe	g	7-18	4-12	7-8	0	2	2	3	25	3	2	1	44	
40	Pepper, Elijah	g	3-8	1-4	1-2	1	9	10	1	8	5	1	0	40	
02	Gonzalez, Stefan		0-3	0-1	0-0	0	2	2	0	0	3	1	0	20	
10	Koehler, Kennedy		2-4	0-0	4-5	3	5	8	4	8	0	2	1	16	
23	Printup, Rogers		0-0	0-0	0-0	1	2	3	0	0	2	0	1	0	
24	Adebayo, Ade		0-1	0-1	0-0	0	1	1	1	0	0	0	0	8	
Team						1	3	4							
Totals			28-64	7-24	21-28	10	33	43	21	84	20	15	3	6	250
FG % 1st Half: 13-30 43.3%		2nd half: 9-22 40.9%		OT: 6-12 50.0%		Game: 28-64 43.8%		Deadball		Rebounds					
3FG % 1st Half: 4-12 33.3%		2nd half: 1-7 14.3%		OT: 2-5 40.0%		Game: 7-24 29.2%									
FT % 1st Half: 8-10 80.0%		2nd half: 9-12 75.0%		OT: 4-6 66.7%		Game: 21-28 75.0%									

Officials: Keith Patterson,Tim Fitzgerald,Will Howard
Technical fouls: VMI-None. UC Davis-None.
Attendance: 103

Score by periods	1st	2nd	OT	Total
VMI	34	32	8	74
UC Davis	38	28	8	74

Last FG - VMI 0T2-01:00, UCD 0T2-00:18.
Largest lead - VMI by 5 0T2-01:00, UCD by 8 1st-10:31.
VMI led for 09:13. UCD led for 35:24. Game was tied for 05:23.

Score tied - 10 times.
Lead changed - 9 times.

Nov. 23, 2019

Portland 72, UC Davis 62

Chiles Center - Portland

UC Davis 62 • 2-5															
		Total		3-Ptr		Rebounds									
#	Player	FG-FGA	FG-FGA	FT-FTA	Off	Def	Tot	PF	TP	A	TO	Blk	Stl	Min	
13	Neufeld, Matt	c	8-11	0-0	2-5	0	4	4	1	18	0	2	1	0	22
02	Gonzalez, Stefan		3-5	3-5	0-0	1	5	6	2	9	0	2	0	0	28
05	Manjon, Ezra	g	2-10	1-2	6-6	1	2	3	1	11	5	3	1	1	37
23	Printup, Rogers		4-7	1-4	2-2	2	4	6	3	11	3	1	0	1	28
40	Pepper, Elijah	g	2-9	1-2	0-0	5	0	5	1	5	2	1	0	1	26
10	Koehler, Kennedy		1-4	0-0	2-2	2	3	5	4	4	1	0	0	0	18
11	Fuller, Caleb		0-1	0-0	0-0	0	0	0	3	0	2	2	0	0	9
22	Shaw, B.J.		0-0	0-0	0-0	0	0	0	0	0	0	0	0	0	1
22	Mooney, Joe		2-8	0-3	0-2	0	1	1	2	4	2	1	0	0	21
24	Adebayo, Ade		0-0	0-0	0-0	0	3	3	0	0	1	0	0	0	8
33	Gehrke, Oliver		0-1	0-1	0-0	0	0	0	1	0	0	0	0	0	2
Team						1	1	2							
Totals			22-56	6-17	12-17	12	23	35	18	62	16	13	2	4	200
FG % 1st Half: 12-29		41.4%	2nd half: 10-27		37.0%	Game: 22-56		39.3%							Deadball Rebounds 3
3FG % 1st Half: 1-8		12.5%	2nd half: 5-9		55.6%	Game: 6-17		35.3%							
FT % 1st Half: 6-10		60.0%	2nd half: 6-7		85.7%	Game: 12-17		70.6%							

Portland 72 • 5-1															
		Total		3-Ptr		Rebounds									
#	Player	FG-FGA	FG-FGA	FT-FTA	Off	Def	Tot	PF	TP	A	TO	Blk	Stl	Min	
14	Tahirou Diabate	f	2-6	0-0	0-0	0	0	0	2	4	0	2	0	0	10
24	Jacob Tryon		5-11	3-5	2-4	4	8	12	3	15	1	1	1	0	33
01	Malcolm Porter	e	4-8	2-3	2-2	0	7	7	2	12	4	2	0	1	29
03	Isaiah White	g	8-12	4-5	3-4	0	0	0	0	23	3	1	2	0	39
10	Chase Adams	g	1-6	0-2	0-0	0	3	3	3	2	5	2	0	1	26
00	Lavar Harwood		0-0	0-0	0-0	0	0	0	0	0	0	0	0	0	7
04	Quincy Ferebee		1-2	0-0	0-1	0	1	1	1	2	5	0	0	1	20
20	Takiula Fahrensohn		3-7	3-5	1-2	0	1	1	2	10	2	2	0	0	24
23	Hugh Hogland		2-3	0-0	0-0	0	3	3	3	4	1	0	2	0	12
Team						3	1	4							
Totals			26-53	12-20	8-13	7	24	31	16	72	21	11	5	3	200
FG % 1st Half: 12-27		44.4%	2nd half: 14-26		53.8%	Game: 26-53		49.1%							Deadball Rebounds 2
3FG % 1st Half: 7-12		58.3%	2nd half: 5-8		62.5%	Game: 12-20		60.0%							
FT % 1st Half: 5-7		71.4%	2nd half: 3-6		50.0%	Game: 8-13		61.5%							

Officials: Klaus Endrissat,Jimmy Casas,Rick Batsell
Technical fouls: UC Davis-None. Portland-Takila Fahrensohn.
Attendance: 1286

Score by periods	1st	2nd	Total
UC Davis	31	31	62
Portland	36	36	72

Last FG - UCD 2nd-00:46, UP 2nd-00:33.
Largest lead - UCD by 4 2nd-13:11, UP by 11 1st-11:11.
UCD led for 05:04. UP led for 30:48. Game was tied for 04:08.

Score tied - 5 times.
Lead changed - 9 times.

Nov. 20, 2019

Sacramento State 61, UC Davis 51

Sacramento, Calif. (Golden 1 Center)

Sacramento St. 61 • 3-0															
#	Player	Total	3-Ptr	Rebounds			PF			TP	A	TO	Blk	Stl	Min
		FG-FGA	FG-FGA	FT-FTA	Off	Def	Total	1st	2nd	3rd					
21	Osi Nwachukwu	3-4	0-0	1-3	1	2	3	0	7	0	1	0	3	27	
22	Ethan Esposito	4-10	0-0	4-4	1	9	10	2	12	3	3	0	0	31	
30	Joshua Patton	8-10	0-0	9-9	2	3	5	3	25	0	2	2	1	27	
02	Izayah Mauriohooho-L	3-15	1-8	0-0	0	0	0	2	7	1	1	0	1	36	
11	Brandon Davis	1-4	0-0	2-2	4	5	9	3	4	1	1	0	0	35	
01	Chibueze Jacobs	1-2	0-1	0-0	0	1	1	3	2	0	0	0	0	17	
14	William FitzPatrick	0-0	0-0	0-0	0	0	0	0	0	0	1	0	0	2	
15	Elijah McCullough	0-1	0-1	0-0	0	0	0	2	0	0	0	0	0	2	
23	Bryce Fowler	2-4	0-1	0-0	0	4	4	5	4	4	2	0	0	19	
24	Jordan Cooke-Harper	0-0	0-0	0-0	0	0	0	1	0	0	1	0	0	4	
Team					2	0	2								
Totals		22-50	1-11	16-18	10	24	34	21	61	9	14	2	5	200	
FG % 1st Half: 11-26 42.3% 2nd half: 11-24 45.8% Game: 22-50 44.0%															
3FG % 1st Half: 1-9 11.1% 2nd half: 0-2 0.0% Game: 1-11 9.1%															
FT % 1st Half: 6-8 75.0% 2nd half: 10-10 100.0% Game: 16-18 88.9%															
Deadball Rebounds 1															

UC Davis 51 • 2-4																			
#	Player	f	c	g	g	Total		3-Ptr		Rebounds			PF	TP	A	TO	Blk	Stl	Min
						FG	FGA	FG	FGA	FT	FTA	Off							
13	Koehler, Kennedy	r				2-5	0-0	5-7	3	4	7	4	9	0	2	0	0	23	
13	Neufeld, Matt	c				8-13	0-0	4-4	0	3	3	4	20	0	2	0	0	24	
02	Gonzalez, Stefan					1-3	0-2	0-0	0	1	1	0	2	1	0	0	0	19	
05	Manjon, Ezra					4-14	0-0	2-2	0	1	1	2	10	3	3	0	0	35	
40	Pepper, Elijah				g	2-9	0-1	2-2	1	1	2	2	6	3	3	0	1	30	
11	Fuller, Caleb					1-2	0-1	0-0	1	0	1	3	2	1	2	0	0	16	
22	Mooney, Joe					0-1	0-0	2-2	0	4	4	0	2	1	0	1	1	26	
23	Printup, Rogers					0-1	0-1	0-0	0	0	0	0	0	0	0	0	1	1	
24	Adebayo, Ade					0-0	0-0	0-0	0	2	2	3	0	0	2	1	0	11	
33	Gehrke, Oliver					0-0	0-0	0-1	0	1	1	2	0	1	1	0	0	13	
Team									3	4									
Totals								18-48	0-5	15-18	8	18	26	51	10	15	2	3	200
FG % 1st Half: 6-24						25.0%	2nd half: 12-24	50.0%	Game: 18-48						37.5%	Deadball Rebounds			
3FG % 1st Half: 0-4						0.0%	2nd half: 0-1	0.0%	Game: 0-5						0.0%	1.1			
FT % 1st Half: 11-13						84.6%	2nd half: 4-5	80.0%	Game: 15-18						83.3%				