

2004 Volleyball Guide - Table of Contents

Quick Facts.....	1	2003 CCAA Recap.....	16
2004 Roster/Team Photo.....	2	2003 Big West Conference Recap.....	17
2004 Season Preview.....	3-4	PROGRAM HISTORY	
Head Coach Stephanie Hawbecker.....	5	All-Time Letterwinners.....	18
Assistant Coaches: Ping Chou/Kelly Chambliss.....	6	Award Winners.....	19
Student Manager.....	6	Individual Records.....	20
PLAYER PROFILES		Team Records.....	21
Mary McClelland/Marritt Cafarchia.....	7	Year-by-Year Records.....	22
Kim Vincent/Kate Wilton.....	8	Series Records.....	23
Mary Gaber/Jill McPheeters.....	9	Year-by-Year Scores.....	24-27
Ingrid Nuss/Jenny Pierce.....	10	Postseason History.....	27
Rachel Keener/Nicole Read.....	11	Opponent Information.....	28-31
Katelyn Astruc/Katie Wilson		CAMPUS SECTION	
/Amy McMahan/Kelly Patterson.....	12	This is UC Davis.....	i
Cleo Schiff.....	13	Serving The UC Davis Student-Athlete.....	ii
Returnees' Career Highs.....	13	Facilities Overview.....	iii-iv
2003 Match-by-Match Results.....	14	Transition to Division I.....	v
2003 Individual Statistics.....	15		

2004 QUICK FACTS

School: University of California, Davis (UC Davis)
 Address : One Shields Avenue / Davis, CA 95616
 Established/Founded: 1905/1908
 Enrollment: 30,229
 Nickname: Aggies
 Colors: Yale Blue & Gold
 National Affiliation: NCAA Division II (Reclassifying to D-I)
 Conference: Independent
 Home Arena: The Pavilion (7,600)

Chancellor: Dr. Larry Vanderhoef (Wisc. Milwaukee '64)
 Director of Athletics: Greg Warzecka (UC Berkeley '73)
 Associate A.D.s:
 External Affairs: Larry Swanson (Oregon State '65)
 Compliance/Sports Med.: Pam Gill-Fisher (UC Davis '71)
 Assistant A.D.s:
 Business & Game Mgmt.: Bob Bullis (Northern Iowa '71)
 Media Relations: Mike Robles (Cal Poly '88)
 Faculty Athletic Rep.: Dr. Mel Ramey (Penn State '60)
 Head Athletic Trainer: Jeff Hogan (UC Davis '81)

Head Coach: Stephanie Hawbecker (Illinois State '83)
 Career Record: 222-198 (12 years)
 UC Davis Record: 56-64 (4 years)
 Coach's Office: 287 Hickey Gym
 One Shields Avenue
 Davis, CA 95616
 Coach's Phone: 530/752-0644
 Coach's E-Mail Address: shawbecker@ucdavis.edu

Assistant Coach: Ping Chou (UC Davis '94)
 Chou's Phone: 530/754-9788
 Volunteer Assistant: Kelly Chambliss
 Student Manager: Brittany Klein

Media Relations Contact: Mark Honbo (UC Davis '95)
 Media Relations Office: 530/752-3505 (primary)
 530/752-8050 (direct)
 Honbo's Home Phone: 530/792-1329
 Honbo's E-Mail Address: mwhonbo@ucdavis.edu
 Media Relations FAX: 530/754-5674
 Aggie Sports Hotline: 530/752-1700
 Courtside Phone: 530/752-1271
 Official Website: <http://www.ucdavisaggies.com>

2003 Records: 16-13
 2003 Conference: 11-11 (6th) in California Collegiate Athletic Assoc.
 Letterwinners Ret/Lost: 10/5
 Starters Ret/Lost: 5/2

GUIDE CREDITS

The 2004 Volleyball Media Guide is a production of the UC Davis Athletic Media Relations Office. Media outlets may obtain additional copies by calling 530/752-3505. Electronic versions are available to the public on the athletics website (www.ucdavisaggies.com).

Written and edited by Mark Honbo, with editorial and research assistance from Mike Robles, Kelly Gaudino and Lisa Moss. Original research by Doug Dull and Tim Ankcorn. Cover design by Scott Stevenson. Cover photography by Wayne Tilcock and Russell Randall. Portraits and facility photography by Jim von Rummelhoff. Printed at Dumont Printing in Fresno, Calif.

2004 UC Davis Numerical Roster

No	Player	Pos	Ht	Yr	Hometown	Last School(s)	Major
1	Kelly PATTERSON	MB	6-1	Fr.	Santa Barbara, Calif.	Santa Barbara HS '04	Psychology
2	Kate WILTON***	OH	5-11	Sr.	Los Angeles, Calif.	Marlborough School '01	Exercise Biology
3	Katelyn ASTRUC	S	5-10	Fr.	Irvine, Calif.	Woodbridge HS '03	English
4	Mary McCLELLAND***	LIB/DS	5-6	Sr.	San Jose, Calif.	Archbishop Mitty HS '00	Neuro., Physio., & Behavior
5	Ingrid NUSS*	LIB/DS	5-3	Sr.	Stockton, Calif.	Cal St. Northridge/Tokay HS '01	Textiles & Clothing
6	Mary GABER**	OPP	5-10	Jr.	Auburn, Calif.	Placer HS '01	International Relations
7	Kim VINCENT***	MB	5-11	Sr.	Cupertino, Calif.	Monta Vista HS '01	Biochemistry & Molecular Biology
10	Cleo SCHIFF	DS	5-5	Fr.	San Luis Obispo, Calif.	San Luis Obispo HS '04	International Relations
11	Marritt CAFARCHIA***	DS	5-8	Sr.	Arroyo Grande, Calif.	St. Joseph's HS '01	Communication
12	Jill McPHEETERS**	OPP	5-11	Jr.	Stockton, Calif.	St. Mary's HS '02	Human Development
14	Amy McMAHON	MB	6-2	Fr.	Norwalk, Calif.	Santa Fe HS '04	Undeclared
15	Jenny PIERCE*	MB	6-1	So.	Auburn, Calif.	Placer HS '02	Organizational Studies
16	Rachel KEENER*	OH/MB	6-0	So.	Castro Valley, Calif.	Castro Valley HS '03	Undeclared
17	Nicole READ*	OH/MB	5-11	So.	San Pedro, Calif.	Bishop Montgomery HS '03	Communication
18	Katie WILSON	MB	6-3	So.	Fullerton, Calif.	Arizona State/Sunny Hills HS '03	Art Studio

Stephanie HAWBECKER
 Ping CHOU
 Kelly CHAMBLISS
 Brittany KLEIN

Head Coach, 5th Year (Illinois State '83)
 Assistant Coach, 10th Year (UC Davis '94)
 Volunteer Assistant Coach, 1st Year (Virginia Tech '93)
 Student Manager, 1st Year (UC Davis '07)



The 2004 UC Davis women's volleyball team poses in front of the new Activities & Recreation Center (ARC).
 Seated (left to right): Brittany Klein (manager), Ping Chou (assistant coach), Stephanie Hawbecker (head coach), Ingrid Nuss, Cleo Schiff, Mary McClelland, Katelyn Astruc, Marritt Cafarchia, Mary Gaber. Standing (left to right): Kate Wilton, Kim Vincent, Nicole Read, Jill McPheeters, Rachel Keener, Jenny Pierce, Kelly Patterson, Amy McMahon, Katie Wilson. Not pictured: Kelly Chambliss (volunteer assistant coach).

2004 Season Preview

Aggies Welcome Challenge Of New Era

In more ways than one, the image of senior libero Mary McClelland on the cover of this year's UC Davis women's volleyball media guide perfectly captures the ethos of the program as it enters the 2004 season.

For starters, the upcoming year marks the first in which the Aggies will face the teams of the Big West Conference, considered to be one of the strongest volleyball leagues in the country. Six Big West teams – Cal St. Northridge, UC Irvine, Pacific, UC Santa Barbara, Idaho and Long Beach State – made the NCAA tournament last fall. Add non-conference foes Sacramento State, San Francisco and UC Berkeley to the mix, and the 2004 schedule features no less than nine NCAA tournament teams. UC Davis will become a full-fledged member of the Big West Conference in 2007-08.

Such a slate might give a program more than its share of anxiety and apprehension. But the UC Davis volleyball team ushers in the era with great excitement and celebration, eagerly awaiting the new challenge.

"I feel that the Big West Conference and Division I is where UC Davis athletics belongs. My coaching experience in D-I allows me to be very comfortable with the transition," says Stephanie Hawbecker, now in her fifth year at the helm of the Aggie program. "I like to feel that we're competing at the highest level possible. I like that challenge, plain and simple. This year is the launching pad for our future success."

McClelland and defensive specialist Marritt Cafarchia, also depicted on the media guide cover, represent the strengths of the program going into the year. Hawbecker has always placed an emphasis on the team's serving and passing. An added bonus is that the new collegiate libero rules allow McClelland to return to the service line. As a freshman in 2001, she posted 43 service aces in just 97 games.

"We want to rely on our speed and precision to counter the size of the blocks we're facing in every match," says Hawbecker. "We've taken pride in running a fast offense. A precise, fast offense doesn't happen without ball control. So it will be the biggest key to our success."

Besides a more diversified swing offense, UC Davis will also show a new look in terms of personnel. Senior Kim Vincent has shifted to middle blocker, where her athletic prowess can be best employed. And sophomores Nicole Read and Rachel Keener, who played exclusively at middle in 2003, will concentrate their training at outside hitter, supporting senior and returning starter Kate Wilton.

The support at that position will help the

program replace Kelly Gaudino, a two-time all-conference performer who graduated last season. Gaudino's contributions on offense, defense and behind the service line have placed her name throughout the Aggie record book.

"We will replace Kelly's contributions 'by committee' – we are not looking for one player to fill her shoes," says Hawbecker. "We're playing to our strengths: ball control, serving and a fast offense."

Cafarchia and McClelland will once again serve as team captains, contributing a level of enthusiasm that will benefit the team in such a challenging season. "Marritt and Mary are stellar captains. They have been role models since the day they first set foot on campus," Hawbecker says.

"We're attacking this season like an exciting adventure. We'll have our ups and downs, but we're very excited. Everyone feels they have a place where they can contribute. Everyone has a role in the mission."

BACK ROW

A volleyball boxscore highlights the "terminal plays". That is, it places greater emphasis on events that end points: kills, blocks, aces, errors. Lost in this shuffle of numbers is that the first contact – i.e. defense and passing – is as important to a team's success, if not more.

This aspect of the game is not lost on Coach Hawbecker, who sees her libero and defensive specialists as the foundation on which she can build her offense. "That's where everything starts," she says. "You can't run the offense if you don't control the ball."

Last year, McClelland led the California Collegiate Athletic Association with a school-record 4.11 digs per game, thus becoming the first Aggie to eclipse the 400-dig total since 1990. Cafarchia moved to DS down the stretch of the 2003 season, recording 48 digs and just one receiving error in seven matches as a back-row player. According to Hawbecker, Cafarchia was the most improved defensive player on the squad during the spring.

"Marritt's personality is best-suited for DS. Her competitive spirit is contagious. I think she'll have the best season of her career, in terms of her performing every day the way she wants to," says Hawbecker.

Senior Ingrid Nuss is one of two Aggies with D-I experience, having played two years at Cal St. Northridge before

transferring to UC Davis. She will have greater passing responsibilities and should contribute with her strong serve in the upcoming year.

Cleo Schiff, a freshman from San Luis Obispo, brings strong back-row skills and a high energy level. With McClelland, Cafarchia and Nuss graduating after this season, she will vie to assume libero duties at UC Davis for the years to come.

SETTER

The team's emphasis on ball control rings as particularly good news to redshirt freshman Katelyn Astruc, who will run the most diverse and uptempo offense in Hawbecker's tenure. However, that charge will hardly fade the multi-talented setter.

"Katelyn is excited about the challenge of setting in a league such as the Big West Conference," Hawbecker says. "She is an ideal setter for this level of play. She's a gamer. She works incredibly hard in practice, and in matches, her instincts kick in and she can make decisions on the fly."

Astruc redshirted her first year in the UC Davis program to allow herself four seasons against D-I competition, but picked up valuable experience in the spring. Besides her talents as a setter, she will also provide her own firepower on offense and as a blocker. At 5-foot-10, she is one of the tallest setters in program history.

OUTSIDE HITTER

One year removed from earning CCAA



Marritt Cafarchia

2004 Season Preview

Freshman of the Year honors as a middle blocker, Read will shift to the outside in her second season. In fact, when the San Pedro, Calif. native was recruited to UC Davis, the intention was to make the transition during her career.

"Outsides touch the ball more than middles," says Hawbecker. "Nicole is a stabilizer, and we want our most stable people touching the ball more. She prides herself on playing every aspect of the game well. It makes her ultra-reliable, especially for someone her age."

Read, arguably the team's most consistent all-around performer in 2003, hit .337 on offense in addition to leading the team in both blocks and service aces. Her hitting average, the highest by an Aggie in 12 years, ranked sixth in the conference.

Keener is another sophomore who will make the transition from middle to outside, although she will continue to see reps at her old position. She enjoyed a breakthrough match at Chico State last year, and started every match since.

"Rachel has a competitive edge that I like," says Hawbecker. "We need someone with that look and that demeanor, someone who is willing to look through the net and challenge the other team."

The two sophomores join Wilton, a fourth-year veteran who was second on the team in both kills and total attempts last season. In addition to her improved shot selection and blocking technique, Wilton will also benefit from the swing offense.

"Being able to go left or right will open up seams that she didn't have in the past. Kate works really hard. She's committed, and we want to see her rewarded. She is ready to take on the challenge," said Hawbecker.

OPPOSITE

The right side is anchored by Mary Gaber and Jill McPheeters, both juniors. That's about where the similarities end.

Gaber, a left-hander, enters her fourth year in the program, having redshirted the 2001 season. McPheeters begins her third. Gaber stepped in as a setter in her first Aggie season. McPheeters filled in as a middle during hers. Gaber's physical play is her greatest asset, both as a hitter and blocker. McPheeters is more of a tactical player, using craftiness as a weapon. Needless to say, the complementary nature of the tandem gives Coach Hawbecker more options in her versatile offense.

"Mary jumps well, so she can be a threat on the second ball. We can run a front slide with her, as a lefty. A team that can run both a front and a back slide is a nightmare to an opposing blocker. So Mary brings us offensive diversity."

McPheeters has an interesting background

in D-I volleyball, but for different reasons than Katie Wilson and Nuss, who respectively played in the Pac-10 and Big West. A native of Stockton, Calif., she grew up around the University of the Pacific volleyball program, and even served as a ball girl at matches when she was a youngster.

"Jill is chomping at the bit to get into this competition. She grew up with it," says Hawbecker. "We need her exuberance this year. She will be a key to keeping the team fighting."

According to both Hawbecker and assistant coach Ping Chou, McPheeters was the most improved player during the spring season.

"Where Gaber is more physical, Jill is more of a finesse hitter," said Hawbecker. "She understands how to make shots: when to hit deep corners or when to hit offspeed. Jill understands the game of volleyball really well. She has absorbed the game."

MIDDLE BLOCKER

At 5-11, Vincent may seem a tad under-sized for her position. But her athletic ability and her quickness, the latter of which was honed from years as a soccer goalkeeper, make her a natural in the middle. And Vincent's incredible leaping ability will help equalize the height difference between her and the opponent across the net.

"Kim is our most intimidating hitter," says Hawbecker. "When we get her hitting the negative-tempo one, it will be really hard to stop her. We just hope she can attach consistency to her athletic ability. If she does, Kim will have a very rewarding senior year."

Jenny Pierce will contribute at middle after starting 15 matches as a redshirt freshman last year. Her unflappable demeanor on the court adds to UC Davis' mix of stabilizers and sparkplugs.

"Jenny is very non-plussed. Nothing bothers her," says Hawbecker. "She doesn't get so caught up in the last play that she's not thinking about the next one."

The Aggies enjoyed a pleasant surprise just before the start of fall workouts, when 6-foot-3 middle blocker Katie Wilson transferred to the program from Arizona State. This addition provides size, strength and depth to the middle. Wilson ranked second on the Sun Devils with 44 total blocks as a freshman in 2003. Originally recruited by UC Davis when she was a senior at Sunny Hills HS in Fullerton, she already fits the profile that Hawbecker seeks, both on the court and in the classroom.

"She'll fit in right away. She got

a lot of experience last year, and that experience in the Pac-10 will help this group."

The Aggies also welcome two freshmen to the program in Kelly Patterson and Amy McMahon, both of whom bring unprecedented size to the middle. Patterson starred at Santa Barbara HS and Santa Barbara Volleyball Club; while McMahon hails from Norwalk, Calif., where was a two-sport star at Santa Fe HS.

Patterson may decide to redshirt this year, depending on her development during the preseason. Like many of the program's recent recruits, she brings diverse skills on offense, on the block and as a server.

McMahon is a relative newcomer to volleyball, playing her first year of club ball during her junior year in high school. She starred as a jumper for her track & field team, and served as captain of her basketball team. What McMahon lacks in experience, she makes up for in athleticism. She will likely redshirt in 2004 to allow her mechanics to develop with her awesome physical talents.


A bonus of having such depth at middle blocker is having the added size in practice, according to Hawbecker. With Wilson (6-3), McMahon (6-2), Patterson (6-2) and Pierce (6-1) on the roster, UC Davis boasts one of the tallest teams in program history. "Facing a large block in practice will help us. It will make our practices more match-simulated," says the coach. "The depth at middle also allows us to address the lack of depth at outside hitter by moving Nicole and Rachel earlier than anticipated."



Mary McClelland

Stephanie Hawbecker

Head Coach
5th Year



As an institution and a program that fervently emphasizes the concept of a student-athlete, UC Davis represents a perfect fit for head coach Stephanie Hawbecker, now entering her fifth year in the Aggie program.

"I believe that student-athletes should put their families first, academic performances second, their volleyball performances third, and the social aspects of their lives fourth. The head coach has a strong role in guiding a student-athlete as she develops priorities.

"The 100 percent graduation rate achieved by my student-athletes indicates we've done things the right way," Hawbecker added. "My job is to educate – to see that a student-athlete is a better person because of her experience at UC Davis."

During her first four years in the Aggie program, the women's volleyball team GPA has improved significantly, boasting the highest mark among all UC Davis teams in the spring of 2004. Her teams have earned a composite GPA of better than 3.0 for the last 10 consecutive quarters.

On the court, Hawbecker brings the same high level of intensity, stressing the fundamentals of the game and the accountability of the players to the team's overall success. In her first season at the helm, Hawbecker led the 2000 Aggies to an 18-14 record and a 12-10 mark in the tough California Collegiate Athletic Association, improving on the previous year's conference record by six wins.

With UC Davis now competing among its future league-mates in the Big West Conference, the standard of excellence sought by the veteran coach has been raised. However, Hawbecker's insistence that her teams play tenacious, hard-nosed volleyball, and her emphasis on process over results remains unchanged.

"Our chemistry and competitive demeanor dictates how well we do,"

"Every time I shake hands with an opposing coach, I want them to say that we played harder than any team they have ever faced."

she says. "We want to know, did you play as hard as you could? Were you focused? Did you follow the gameplan? Good things happen over time when you do that.

"Every time I shake hands with an opposing coach, I want them to say that we played harder than any team they have ever faced."

Hawbecker's philosophy as a coach has brought her a fine record of success. She arrived at UC Davis after a nine-year career at Virginia Tech, where she became the school's all-time winningest volleyball coach with a 166-134 record.

While in Blacksburg, Hawbecker enjoyed three 20-win seasons with the Hokies, including a school-record 26-11 season in 1992. That year, Virginia Tech shared the Metro Conference title and earned the Steve Lowe Award for team excellence, inspiration and fair play at the prestigious National Invitational Volleyball Championship.

For her part, Hawbecker was named Metro Conference Coach of the Year and Division I Coach of the Year by the Virginia sports information directors.

Hawbecker guided the Hokies to a 21-9 season in 1995 and again in 1998.

Off the court, the scholastic achievements of her players were exemplary. Hawbecker coached six academic all-conference winners, including 1992 GTE Academic All-American of the Year Lisa Pikalek.

UC Davis represents Hawbecker's first foray on the West, where the interest in volleyball is highly prominent.

As a recruiter, Hawbecker looks for the same kind of student-athlete who will share her work ethic on and off the court. Her goal is to establish a strong rapport with academically established high schools and clubs to attract elite students to UC Davis.

Hawbecker originally hails from Naperville, Ill., just outside the Windy City. She attended Illinois State, earning her bachelor's degree in physical education in 1983.

As an undergrad, she played four years of volleyball, starting her last two. As a senior, she helped the Redbirds to a berth in the NCAA Tournament. She stayed on at ISU as a graduate assistant coach and

earned her master's degree in 1985.

Hawbecker then left her home state to serve as assistant coach at Southwest Missouri State from 1985 to 1987. During that time, she also was the director of the Springfield Juniors Volleyball Club.

She joined the staff at Wisconsin as the top assistant from 1987 to 1991, helping guide the Badgers to the Big Ten Championships in 1990. Her experience there led her to Virginia Tech in 1991, where she assumed her first position as head coach.

Hawbecker At A Glance

COACHING EXPERIENCE

Head Coach, UC Davis, 2000-Present
Record: 56-64 (.467)

Head Coach, Virginia Tech, 1991-99
Record: 166-134 (.553)

Assistant Coach, Wisconsin, 1987-91

Assistant Coach, S.W. Missouri State, 1985-87

Director, Springfield Juniors, 1985-87

Graduate Assistant, Illinois State, 1983-85

EDUCATION

M.S., Scientific Foundations (Exercise Science)
Illinois State, 1985

B.S., Physical Education
Illinois State, 1983

PLAYING EXPERIENCE

Illinois State, 1980-83

Ping Chou

Assistant Coach
10th Year



Chou enters his 10th season on the UC Davis volleyball staff, and his fifth as top assistant. His primary responsibilities on the court are the Aggies' defense and outside hitters. Off the court, Chou serves as the recruiting coordinator and assists with all aspects of the program.

Chou, 31, graduated from UC Davis in 1994 with a bachelor's degree in exercise physiology with a psychology emphasis. He also added a minor in history.

As a member of the Aggie men's volleyball club, Chou helped lead UC Davis to third- and fifth-place finishes.

Chou's USAV Men's AA indoor sixes team won regional championships in 1998 and 1999. He is also an accomplished outdoor grass doubles and Chinese Nine-Man volleyball player. His nine-man squad captured fifth at the NACIVT nine-man national tournament in 2001.

He previously spent three years as head coach of the UC Davis men's club volleyball team which finished tied for ninth in the country in 2001.

Chou graduated from Live Oak High School in Morgan Hill in 1989, where he earned varsity letters in badminton and tennis.

Chou, who has also officiated collegiate volleyball, resides in El Dorado with his wife, Lori, and their six Siberian Huskies.

Kelly Chambliss

Volunteer Assistant Coach
1st Year



Former Virginia Tech standout Kelly Chambliss begins her first year as a volunteer assistant on the Aggie women's volleyball staff, reuniting with her former coach. On the court, she will work primarily with the setters. Off the court, Chambliss will serve as a liaison to the marketing and promotions office.

Chambliss earned second-team All-Metro Conference honors as a setter in 1992, Stephanie's Hawbecker's second year with the Hokies. She posted a school-record 1,698 assists that year, helping lead the team to a program-best mark of 26-11. Chambliss, who held the program's single-match assists record for nine years, continues to rank among Virginia Tech's all-time leaders in career aces (129), assists (2,207) and games played (461).

Additionally, Chambliss was named to the league's all-academic squad each year from 1989 to 1992. She graduated in 1993 with a B.S. degree in business information systems.

The Aggie program represents Chambliss' first foray into collegiate coaching, although she served on the staffs of numerous camps during her playing career.

A native of Eureka, Ill., Chambliss coincidentally grew up near Coach Hawbecker's alma mater of Illinois State University. She currently is employed as a partner with the San Francisco-based IBM Business Consulting Services, designing and implementing computer systems for Fortune 500 companies.

Brittany Klein

Team Manager
1st Year



UC Davis undergraduate Brittany Klein joins the volleyball program as its first-ever student manager. She will assist the coaching staff with equipment management, correspondence, video exchange, statkeeping at both practices and matches, as well as other administrative duties.

A sophomore political science major, Klein is a volleyball veteran in her own right. She played three years for local power Davis HS and the Davis Volleyball Club. Klein was selected as team MVP of her frosh-soph team in 2000, and won her club's Coaches' Award. She also coached at the Grace Valley Volleyball Club, working with the 12-and-under age division for a season, then 14's for two more.



UC DAVIS
A G G I E S

Mary McClelland

Libero
5-6 • Senior
San Jose, Calif.
#4



2004 TEAM CAPTAIN

2003: Appeared in 29 matches and 103 games, almost all at libero... Led the CCAA with school-record 4.11 digs per game... Total of 423 digs ranks 2nd all-time, trailing only Candy Lench (493 in 1990)... Needs just 40 digs to become 4th player in school history to break 1,000 for a career... Posted double-figure digs in 25 matches, including 21 straight to start the year... Broke 20-dig barrier on four occasions... Hit career-high 24 digs in four-gamer at Seattle Univ. in SPU/Comfort Suites Classic (9/6), most by any Aggie in 2004... Committed no receiving errors in the game, despite being one of team's primary passers... Recorded 20 digs against no receiving errors in 3-1 win over Sonoma (8/19).

2002: Served as program's first-ever libero... Led team and finished 8th on CCAA leaderboard with 361 digs (3.34 pg)... Posted first 20-dig match in 5-game battle with Central Washington (9/2)... Had 20 matches with double-figure digs, including six straight from 10/2 through 10/18... Managed career highs of 4 kills and 12 attacks at Cal Poly Pomona (10/18).

2001: Appeared in 27 matches... Started 14 matches down season's final stretch... Averaged 0.44 aces per game, 5th all-time in school history... Posted 176 digs (1.81 pg) despite appearing only as back-row player... Had season-best 19 digs in season finale at Grand Canyon (11/10)... Served up 4 aces and had 11 digs in dramatic five-game win over UC San Diego (10/6).

2000: Redshirted.

ARCHBISHOP MITTY HS '00: Earned All-Blossom Valley Athletic League as a senior... Helped team to back-to-back BVAL titles... Team won Central Coast Section title in 1999, advancing to NorCal final... Member of National Honor Society... Played eight years of club ball for Vision Volleyball Club, taking ninth place at Junior Nationals in her last year... Also was a catcher for softball team.

PERSONAL: Born Jan. 26, 1982 in Palo Alto, Calif.... Oldest player on 2004 team... Daughter of Curt and Arlene McClelland... Majoring in neurobiology, physiology and behavior... Hopes to become a physician in an emergency room... Chose UC Davis for its strength in that field... Lists her mom as her non-sports hero... Would like to move her sport outdoors.


McCLELLAND CAREER STATS

Year	MP	GP	ATTACK				SET AST	SERVE		RE	DIG
			K	E	TA	Pct.		SA	SE		
2001	27	97	8	16	64	-.125	9	43	32	21	176
2002	31	108	15	12	113	.027	34	0	0	67	361
2003	29	103	7	9	52	-.038	22	0	2	43	423
Total	87	308	30	37	229	-.031	65	43	34	131	960

Year	BLOCK			BHE	PER-GAME AVGS.				
	BS	BA	BE		Kills	Asts	Aces	Digs	Blks
2001	0	0	0	0	0.08	0.09	0.44	1.81	0.00
2002	0	0	0	0	0.14	0.31	0.00	3.34	0.00
2003	0	0	0	1	0.07	0.21	0.00	4.11	0.00
Total	0	0	0	1	0.10	0.21	0.14	3.12	0.00

Marritt Cafarchia

Defensive Specialist
5-8 • Senior
Arroyo Grande, Calif.
#11



2004 TEAM CAPTAIN

2003: Started all 29 matches, appearing in 103 games... Played setter for most of year, then switched to DS... Averaged 10.99 apg before transition... Finished year with 48 digs and just one receiving error in final seven matches as back-row player... Hit 5-1-11 (.364) and had season bests of 64 assists and 22 digs at Seattle Univ. in SPU/Comfort Suites Classic (9/5)... Posted 7 matches of 10-plus digs... Lifted career aces total to 112, T4th in UC Davis annals... Career average of 0.40 apg easily surpasses Candy Lench's school record of 0.37 (among players with at least 100 games played).

2002: Started 22 of 27 matches played... Led team with 871 assists (9.47 pg)... Posted season-best totals in kills (8), attacks (16), assists (62) and aces (4) against Central Washington (9/2)... Hit 8-1-13 (.538) vs. Humboldt State three days at Verducci Warrior Classic... Recorded 10 digs vs. Notre Dame de Namur (9/10) and Grand Canyon (11/9)... Added 32 aces, bringing career total to 79.

2001: Appeared in 26 matches, partnering with Kelly Urbanik as part of team's 6-2 setup... Tallied 461 assists (5.36 pg), 2nd on team... Served up 47 aces, setting school record with 0.55 per-game average... Posted 7 aces vs. Cal Poly Pomona (9/14), 2nd in school history... That total helped team compile 18 aces, a school mark for a five-game match... Had 5 aces in sweep of Cal St. Stanislaus (10/10)... Recorded 3 aces and season-high 9 digs in win vs. S.F. State (9/22)... Had season-high 27 assists in three-gamer at S.F. State (10/26).

ST. JOSEPH'S '01: Three-sport standout, competing in volleyball, basketball and track... Named Santa Barbara County Athlete of the Year as a senior... Earned All-Los Padres League for three years in volleyball... Selected to All-CIF second team as a senior... Played club ball for San Luis Obispo Juniors... Threw shot and ran the 400 and 4x400 relay in track... Placed fourth in the county in the quarter as a senior... Three-time qualifier for state meet.

PERSONAL: Born June 17, 1983 in San Luis Obispo, Calif.... Youngest daughter of Michael and Marilyn Cafarchia... Dad played football at Cal Poly... Communication major... Non-sports hero is her grandmother, Gerry... Active in Bricks Across Border charity... Toured Africa during summer 2002 as member of Athletes in Action.

CAFARCHIA CAREER STATS

Year	MP	GP	ATTACK				SET AST	SERVE		RE	DIG
			K	E	TA	Pct.		SA	SE		
2001	26	86	9	10	37	-.027	461	47	33	1	101
2002	27	92	66	24	193	.218	871	32	19	2	146
2003	29	103	60	25	193	.181	905	33	25	1	220
Total	82	281	135	59	423	.180	2237	112	77	4	467

Year	BLOCK			BHE	PER-GAME AVGS.				
	BS	BA	BE		Kills	Asts	Aces	Digs	Blks
2001	0	1	2	37	0.10	5.36	0.55	1.17	0.01
2002	0	27	2	43	0.72	9.47	0.35	1.59	0.29
2003	0	30	1	56	0.58	8.79	0.32	2.14	0.29
Total	0	58	5	136	0.48	7.96	0.40	1.66	0.21

Kim Vincent

Middle Blocker
5-11 • Senior
Cupertino, Calif.
#7



2003: Appeared in 27 matches and 55 games... Started 3 matches... Finished 4th on team with 141 kills (2.56 pg)... Also had 15 aces (0.27 pg) and 86 digs (1.56 pg)... Posted 5 matches with 10-plus kills... Enjoyed best outing in five-game win at Chico State (10/1), recording season highs of 19 kills and 12 digs... Hit 15-4-33 (.333) at UC San Diego (11/7).

2002: Started 22 of 28 matches played... Finished 4th on team in kills (171) and digs (149)... Knocked down 107 kills in first 10 matches (3.45 pg), including career-best 18 vs. BYU-Hawaii (9/7)... Also had 16 digs in that match, another personal best... Hit 10-0-19 (.526) with 12 digs vs. Massachusetts-Lowell at Verducci Warrior Classic (8/30)... Had 8 matches with 10-plus kills, including 6 double-doubles.

2001: Appeared in 19 matches, including lone start at Dominguez Hills (9/29)... Had season-bests of 4 kills and 6 digs in that match... Also had 4 kills in outings against Central Washington (8/24) and Chaminade (9/3)... Posted 5 digs vs. S.F. State (8/25) and Chaminade (9/3).

MONTA VISTA HS '01: Starred in soccer and volleyball, serving as team captain in each... Earned All-De Anza League honors as a junior... Volleyball team advanced two rounds into section playoffs her senior year... Also led soccer team to second round of NorCal playoffs as a junior goalkeeper... Selected as San Jose Mercury News Goalkeeper of the Year... MVHS also finished among top eight in the state... Played for Santa Clara's Citybeach Black... Earned club All-America honors in the 16s division.

PERSONAL: Born Dec. 1, 1983 in Cupertino, Calif.... Parents are Kent and Nancy Vincent... Father, brother (Scott) and two of her cousins all attend or have attended UC Davis... Majoring in biochemistry & molecular biology... Seeks career as researcher in that field... Sports hero is Lance Armstrong, non-sports hero is her grandmother.

VINCENT CAREER STATS

Year	MP	GP	ATTACK				SET AST	SERVE		RE	DIG
			K	E	TA	Pct.		SA	SE		
2001	19	25	20	32	91	.132	5	5	11	13	35
2002	28	78	171	107	562	.114	22	16	28	19	149
2003	27	55	141	84	434	.131	3	15	22	20	86
Total	74	158	332	223	987	.110	30	36	61	52	270

Year	BLOCK			BHE	PER-GAME AVGS.				
	BS	BA	BE		Kills	Asts	Aces	Digs	Blks
2001	0	3	0	2	0.80	0.20	0.20	1.40	0.12
2002	4	34	8	5	2.19	0.28	0.21	1.91	0.49
2003	0	11	4	3	2.56	0.05	0.27	1.56	0.20
Total	4	48	12	10	2.10	0.19	0.23	1.71	0.33

Kate Wilton

Outside Hitter
5-11 • Senior
Los Angeles, Calif.
#2



2003: Started all 29 matches, appearing in 88 total games... Finished 2nd on team in kills (312), attempts (926) and aces (34)... Ranked 10th in CCAA with 3.55 kpg... Also had 240 digs (2.73 pg)... Posted 17 matches of double-figure kills, 11 with double-figure digs and 10 double-doubles... Matched career high of 24 kills in 5-game home win over Cal State L.A. (11/1)... Banged out 20 kills in 3-game sweep vs. Cal Poly Pomona (10/17)... Had 20 kills, 18 digs and 4 aces to beat Sonoma State in home conference opener (9/19).

2002: Started 21 of 30 matches played... Finished 2nd on team in kills (250), 3rd in digs (220)... Tallied career highs of 24 kills and 64 attempts in 5-gamer at Grand Canyon (10/4)... Had 11 matches with double-figure kills... Recorded 10-plus digs on 9 occasions, including 7 double-doubles... Had career-best 14 digs at home vs. S.F. State (10/25) and at Grand Canyon (10/4).

2001: Appeared in 18 matches, starting 9... Averaged 0.36 aces and 1.58 digs per game... Had best weekend in early September, posting 12 kills, 5 aces and 7 digs at Cal St. Stanislaus (9/7)... Followed with 9 kills on season-high 24 attacks with 7 digs at Cal St. Bakersfield (9/8)... Opened season with 8 kills and 7 digs in four-game match vs. St. Martin's (8/24)... Posted first solo block vs. Dominguez Hills (11/2).

MARLBOROUGH SCHOOL '01: Earned Dorothy Carr Cup and is enshrined in school's Athletic Hall of Fame... Twice earned first team All-Sunshine League and All-Southern Section... Won league's Outstanding Sportsmanship award... Two-year MVP and team captain... Led team to section finals as a sophomore, semifinals as a junior and quarters as a senior... Posted 25 kills in section final as a senior... Played club ball for Sports Shack... Honor Roll student, finished atop her graduating class.

PERSONAL: Born Mar. 7, 1983 in Santa Monica, Calif.... Daughter of Hugh and Suzanne Wilton... Hugh played volleyball at Santa Monica College... Majoring in exercise science... Best-ever opponents were Chrissie Zartman (now at UCLA) and Katie Olslovski (now at USC)... Says her proudest personal accomplishment was winning the Sunshine League's Sportsmanship Award: "It was the one award I didn't know about and didn't try for."

WILTON CAREER STATS

Year	MP	GP	ATTACK				SET AST	SERVE		RE	DIG
			K	E	TA	Pct.		SA	SE		
2001	18	36	64	31	173	.173	10	13	10	18	57
2002	30	92	250	181	815	.085	14	24	27	18	220
2003	29	88	312	161	926	.163	9	34	26	35	240
Total	77	216	616	373	1914	.127	33	71	63	71	517

Year	BLOCK			BHE	PER-GAME AVGS.				
	BS	BA	BE		Kills	Asts	Aces	Digs	Blks
2001	1	12	2	2	1.78	0.28	0.36	1.58	0.36
2002	2	20	5	5	2.72	0.15	0.26	2.39	0.24
2003	1	12	5	1	3.55	0.10	0.39	2.73	0.15
Total	4	44	12	8	2.85	0.15	0.33	2.39	0.22

Mary Gaber

Opposite
5-10 • Junior
Auburn, Calif.
#6



2003: Saw action in 17 matches and 30 games... Contributed 30 kills (1.00 pg) and a 2-12-14 blocking chart (0.47 bpg)...

Tied career high of 8 kills against no errors at Seattle Univ. in SPU/Comfort Suites Classic (9/6)... Also had season bests of 18 attacks and 4 blocks in that outing... Hit 7-2-13 (.385) with a solo block in home conference opener with Sonoma State (9/19).

2002: Appeared in 19 matches, including 9 starts... Made first start against Cal Poly Pomona (10/18), filling in for an injured Marritt Cafarchia... Hit 8-1-9 (.778) with 37 assists, 3 aces and 3 blocks in that match... Hit 4-1-9 with 7 blocks the following night at San Bernardino (10/19)... Set season highs in assists (45), digs (9) and attacks (12), along with 3 aces vs. S.F. State (10/25).

2001: Redshirted.

PLACER HS '01: Named All-Sierra Foothill League as a junior and senior... Voted as team MVP both years... Led team to first playoff appearance in 11 years... Named to the All-Journal team by the Auburn Journal... Also completed in long jump for track & field team... Placed 2nd at SFL meet with 14-foot, 10.5-inch effort... Played club ball for Foothill VBC.

PERSONAL: Born May 8, 1983 in Walnut Creek, Calif.... Daughter of Gary and Emily Gaber... International relations major... Nicknamed "Gabe"... Listens to Neil Young and Bob Dylan... Thinks Katie Holmes should play her in a movie... Non-sports hero is her grandmother.


GABER CAREER STATS

Year	MP	GP	ATTACK				SET AST	SERVE		RE	DIG
			K	E	TA	Pct.		SA	SE		
2002	19	41	30	11	72	.264	184	8	12	0	33
2003	17	30	30	19	94	.117	5	0	1	0	15
Total	36	71	60	30	166	.181	189	8	13	0	48

Year	BLOCK			BHE	PER-GAME AVGS.				
	BS	BA	BE		Kills	Asts	Aces	Digs	Blks
2002	2	22	3	27	0.73	4.49	0.20	0.80	0.59
2003	2	12	3	1	1.00	0.17	0.00	0.50	0.47
Total	4	34	6	28	0.85	2.66	0.11	0.68	0.54

Jill McPheeters

Opposite
5-11 • Junior
Stockton, Calif.
#12



2003: Played in 16 matches... Had 19 kills and 12 total blocks in 30 games... Recorded 2-1-3 blocking chart at home

vs. Dominguez Hills (10/31)... Had season-high 17 attempts vs. Notre Dame de Namur, posting 4 kills (9/16).

2002: Appeared in all 31 matches, one of two players (along with Mary McClelland) to play in every outing... Led team with 33 aces (0.36 pg)... Finished 2nd on team with 55 blocks (0.60 pg), including 8 solos... Enjoyed best overall match at Cal Poly Pomona (10/18), hitting 8-1-16 (.438) with 3 aces and 5 blocks... Posted 5 or more blocks four times, including season-best 7 vs. Grand Canyon during home finale (11/9)... Took 24 total swings vs. Bakersfield, a career high (10/12).

ST. MARY'S HS '02: Named first team All-San Joaquin Athletic Association as a senior... Voted Most Inspirational by teammates... Selected as Sophomore Standout of the West by Blocks 'n' Kills magazine in 1999... Team captured SJAA titles all three years... Led team to state finals and a No. 4 national ranking by VBall.com in her junior year... Honor roll student, winning Golden State Exam recognition in biology and algebra... Earned Scholastic All-CIF honors.

PERSONAL: Born Apr. 3, 1984 in Stockton, Calif.... Parents are Edward & Lori McPheeters... Sports hero is Jim Abbott... Majoring in human development... Would title her autobiography, "Oh My Gosh, Do You Remember That One Time...?"... Proudest personal achievement was starting in the state volleyball championships as a junior, taking the contest to five games.

McPHEETERS CAREER STATS

Year	MP	GP	ATTACK				SET AST	SERVE		RE	DIG
			K	E	TA	Pct.		SA	SE		
2002	31	92	81	45	289	.125	9	33	30	3	56
2003	16	30	19	11	71	.113	3	0	0	0	4
Total	47	122	100	56	360	.122	12	33	30	3	60

Year	BLOCK			BHE	PER-GAME AVGS.				
	BS	BA	BE		Kills	Asts	Aces	Digs	Blks
2002	8	47	3	0	0.88	0.35	0.36	0.61	0.60
2003	3	9	3	3	0.63	0.10	0.00	0.13	0.40
Total	11	56	6	3	0.82	0.10	0.27	0.49	0.55

Ingrid Nuss

Defensive Specialist
5-3 • Senior
Stockton, Calif.
#5



2003: Appeared in 13 matches, starting 3... Averaged 1.92 digs per game (46 overall)... Recorded career-high 12 digs vs. UC San Diego in third start (11/7)... Also had her lone service ace in that match.

CAL ST. NORTHRIDGE (2001 & 2002): Appeared in 12 matches, playing 29 games as a defensive specialist in 2002... Posted 36 digs and an ace as a sophomore... Played in 10 matches and 15 games as a freshman, recording 1 assist and 9 digs in 15 games... Made Dean's List and Athletic-Academic Honor Roll.

TOKAY HS '01: Four-year varsity letterwinner, serving as team captain as a senior... Earned first-team All-San Joaquin Athletic Association honors in 2000... Captured honorable mention as a junior... Played club ball for Club Stockton from 1994 to 2001, serving as team captain for 18 Black squad in 2001.

PERSONAL: Born Sept. 9, 1983 in Santa Rosa, Calif.... Majoring in textiles & clothing... Parents are James Nuss and Sally Stuckey... Best athletes she's faced are Cheryl Weaver and Tayyiba Haneef, then of Long Beach State... Favorite movies are the *Father of the Bride* series... Her dream vacation would be to visit every baseball stadium in the U.S., then escape to Tahiti.

NUSS CAREER STATS

Year	MP	GP	ATTACK				SET AST	SERVE		RE	DIG
			K	E	TA	Pct.		SA	SE		
2003	13	24	0	2	5	.400	4	1	5	8	46

Year	BLOCK			BHE	PER-GAME AVGS.				
	BS	BA	BE		Kills	Asts	Aces	Digs	Blks
2003	0	0	0	0	0.00	0.17	0.04	1.92	0.00

Jenny Pierce

Middle Blocker
6-1 • Sophomore
Auburn, Calif.
#15



2003: Started 15 of 20 matches played... Totalled 44 kills and 28 blocks (4 solos, 24 assists) in 47 games... Finished 2nd on team with 0.60 bpg, trailing only Nicole Read... Recorded career highs of 10 kills, 24 attempts (.333 average) and 5 total blocks in 4-game win over Seattle Univ. at SPU/Comfort Suites Classic (9/6)... Posted 1-3-4 blocking line at Cal State L.A. (9/26)... Opened season with 11-3-26 (.308) in Aggies' home wins vs. Humboldt (8/29 & 8/30) and S.F. State (8/29).

2002: Redshirted.

PLACER HS '02: Two-time MVP in both volleyball and basketball... Voted Most Improved in basketball as a freshman, captured team's Brenna Welch Award as a senior.

PERSONAL: Born Sept. 25, 1984 in Auburn, Calif.... Daughter of Carter & Lisa Pierce... Organizational studies major... Lists her mom as non-sports hero... Cousin Alan Calac was one of the original Aggie Pack Extremists... Nicknamed "Big P"... Dream vacation would be relaxing on St. John in the Carriibbean for a month... Sports hero is surf king Kelly Slater, non-sports hero is her mom.

PIERCE CAREER STATS

Year	MP	GP	ATTACK				SET AST	SERVE		RE	DIG
			K	E	TA	Pct.		SA	SE		
2003	20	47	44	27	146	.116	7	8	18	3	32

Year	BLOCK			BHE	PER-GAME AVGS.				
	BS	BA	BE		Kills	Asts	Aces	Digs	Blks
2003	4	24	4	1	0.94	0.15	0.17	0.68	0.60

Rachel Keener

Outside/Middle
6-0 • Sophomore
Castro Valley, Calif.
#16



2003: Saw action in 21 matches and 65 games... Earned starting role after breakthrough match at Chico State (10/1)... Came off bench to hit 8-1-20 (.350) with 2 blocks in 5-game win over Wildcats... Posted career-high 3 blocks on three occasions: at S.F. State (10/24), at home vs. Chico (11/5) and at Bakersfield (11/14)... Recorded 3 aces, 8 digs and 2 solo blocks in upset of Cal State L.A. (11/1)... Hit 13-2-28 (.393) with 5 aces and 4 blocks in 8 games during Stanislaus/Bakersfield home weekend (10/10 & 10/11).

CASTRO VALLEY HS '03: Served as team captain as a senior... Won first-team All-Hayward Area Athletic League honors as a senior and garnered second-team honors as a junior... Also added scholar-athlete distinction for three straight years... Graduated with highest honors (for students with 4.0 or higher GPA)... Named NCS Scholar-Athlete... Team won back-to-back HAAL titles and advanced to the North Coast Section semifinals three times... Played club ball for Golden Bear Volleyball Club, helping her 16s team to a gold medal at the Junior Olympics in 2001, then a top-20 finish in 2002 and a bronze medal last summer... Golden Bear was ranked No. 2 nationally by Prepvolleyball.com in 2003.

PERSONAL: Born Sept. 23, 1985 in Castro Valley, Calif.... Has not declared a major... Turns 19 the day after the San Jose State match... Parents are Michael & Lucy Keener... Michael played basketball at Cal St. Hayward... Non-sports heroes are her mother and her sister, Adrienne... Her cousin, Lisa Wilson, played volleyball for Cal St. Bakersfield... Sports highlights are medaling at the J.O.'s in 2001 and 2003.

KEENER CAREER STATS

Year	MP	GP	ATTACK				SET AST	SERVE		RE	DIG
			K	E	TA	Pct.		SA	SE		
2003	21	65	95	48	277	.170	2	27	21	0	58

Year	BLOCK			BHE	PER-GAME AVGS.				
	BS	BA	BE		Kills	Asts	Aces	Digs	Blks
2003	9	22	31	0.48	1.46	0.03	0.42	0.89	0.48

Nicole Read

Outside/Middle
5-11 • Sophomore
San Pedro, Calif.
#17



2003: CCAA FRESHMAN OF THE YEAR... Finished 6th in conference with .337 hitting average (247-57-564)... Also ranked 8th in aces (0.42 pg), 14th in blocks (0.75)... Kills total is highest by an Aggie freshman since Candy Lench put down 267 in 1990... Hitting average ranks 3rd in school history, behind Lench (1991 & 1992)... Led Aggies with 104 games played, 44 aces and 78 total blocks (16 solos, 63 assists)... Tally of 109 digs was tops among UC Davis middles... Had 12 matches with double-figure kills... Hit .500 or higher five times, including season-best .611 (12-1-18) vs. Notre Dame de Namur (9/16)... Recorded season-high 18 kills along with 7 block assists in 5-game marathon vs. Bakersfield (10/11)... Matched high of 7 blocks (2-5-7) in upset over Cal State L.A. (11/1)... Combined to hit 18-1-33 (.515) in 7 games during CCAA-opening weekend at San Bernardino (9/12) and Cal Poly Pomona (9/13).

BISHOP MONTGOMERY HS '03: Capped career by earning Division III State MVP honors as a senior... Also won first-team All-Southern Section and All-Del Rey League honors in each of her last two years... Added first-team All-DRL and second-team All-CIF-SS as a sophomore... Team won CIF-SS title and advanced to state championships in 1999, then finished as section runner-up in 2000 and 2001, compiling 89 wins in her three seasons... Played club ball for perennial power South Bay Volleyball Club.

PERSONAL: Born Feb. 5, 1985 in Bellflower, Calif.... Communication major... Mother is Robin Williams, whom she lists as her non-sports hero... Sports hero is Chrissie Zartman... If not for volleyball, would consider track & field at UC Davis.

READ CAREER STATS

Year	MP	GP	ATTACK				SET AST	SERVE		RE	DIG
			K	E	TA	Pct.		SA	SE		
2003	29	104	247	57	564	.337	18	44	21	1	109

Year	BLOCK			BHE	PER-GAME AVGS.				
	BS	BA	BE		Kills	Aces	Digs	Asts	Blks
2003	15	63	10	0	2.38	0.42	1.05	0.17	0.75

Katelyn Astruc

Setter
5-10 • Freshman
Irvine, Calif.
#3



2003: Redshirted.

WOODBRIIDGE HS '03: Earned second-team All-Southern Section honors as a senior... Added first-team All-Seaview League and first-team all-city distinction... Twice named team MVP... Four-year member of Principal's Honor Roll... Graduated among top 3 percent of history department and top 0.5 percent of English department to earn Sentinel Medallion.

PERSONAL: Born Mar. 20, 1985 in Upland, Calif.... Majoring in English... Parents are Gilbert & Sharon Astruc... Career sports highlight was winning a bid to Junior Olympics last summer... Given the opportunity to gather three historical figures for a dinner, she would invite the Rev. Martin Luther King, Jr., Charles Dickens and Francis Scott Key... Favorite movie is *The Sandlot*.

Katie Wilson

Middle Blocker
6-3 • Sophomore
Fullerton, Calif.
#18




ARIZONA STATE: Played in 23 matches and 69 games during 2003 season... Finished 2nd on team with 44 blocks (6 solo, 38 assists)... Hit .203 (52-25-133), 3rd among Sun Devils... Made lone start vs. Tennessee-Chattanooga (9/12), posting a kill and two service aces... Recored season-best 6 block assists at Arizona (10/25)... Knocked down season-high 8 kills on two occasions, both at Nevada's SBC/Sands Regency Tournament... Hit 8-1-12 (.583) vs. Gonzaga (9/5), then 8-2-14 (.429) against host Wolf Pack (9/6)... Had 5 blocks, including a solo stuff, vs. San Diego (8/30)... Made Dean's List and was inducted into Gamma Beta Phi Honor Society.

SUNNY HILLS HS '03: Captured All-Freeway League honors in each of junior and senior years... Selected as an Orange County All-Star as a senior... Voted as team captain in 2002, Best Offensive Player in 2001... Honored for earning a 3.5 GPA or higher for all four years... Also played one year of varsity basketball... Played final year of club ball for Saddleback Valley VC.

PERSONAL: Born Aug. 15, 1985 in Fullerton, Calif.... Majoring in studio art... Parents are Dan & Shannon Wilson... Lists Washington State's Bohler Gym as the best venue she played: "the fans there are insane and so close"... Volunteered with the National Charity League from 7th through 12th grade, then served at the Newman Catholic Center while at ASU.

Amy McMahon

Middle Blocker
6-2 • Freshman
Norwalk, Calif.
#14




SANTA FE HS '04: Earned first-team All-Del Rio League honors as a junior and senior, plus honorable mention as a sophomore... Selected as team captain... Two-time Athlete of the Week pick by *Whittier Daily News*... Varsity team's Rookie of the Year in 2000... Played club ball for Mizuno Club Long Beach 17-Elite, ranked No. 1 in its age division and silver medalist at the 2003 Junior Olympics... Competed in high jump, long jump and triple jump for track & field team, helping team to three straight league titles... Earned U.S. Army Reserve National Scholar-Athlete Award.

PERSONAL: Born Dec. 4, 1985 in Los Alamitos, Calif.... Has not declared a major... Parents are Herschel & Debbie McMahon... Lists her mom as her non-sports hero, Logan Tom as her sports hero... Toughest athlete she's faced is Cynthia Barboza of Long Beach Wilson HS.

Kelly Patterson

Middle Blocker
6-1 • Freshman
Santa Barbara, Calif.
#1



SANTA BARBARA HS '04: Led team to Channel League title and Southern Section Division II-AA playoff berth as a senior... Garnered All-Channel League first-team honors that year... Team's top scorer for three years... Set school records for blocks (108), kills (527) and led team in hitting average (.449) as a senior... Earned honorable mention for Athlete of the Week accolades from *Santa Barbara News Press*... Played club ball for Santa Barbara VC, which placed 14th at last summer's Volleyball Festival.

PERSONAL: Born Aug. 29, 1986 in Santa Barbara, Calif.... Majoring in psychology... Parents are Robert & Anne Patterson... Lists Anne as her non-sports hero, Kerri Walsh as her sports hero... Among her proudest personal accomplishments was climbing Mt. Whitney... Appropriately, would title her autobiography, "A View From The Top".

Cleo Schiff

Defensive Specialist
5-5 • Freshman
San Luis Obispo, Calif.
#10



SAN LUIS OBISPO HS '04: Lettered in both volleyball and water polo... Selected as Rookie of the Year, then co-MVP in volleyball... Also captured team's Leadership Award... Earned water polo team's Coaches' Award and Captain Award... Named Honors Student-Athlete all four years... Played club volleyball for San Luis Obispo Juniors for four years.

PERSONAL: Born Dec. 7, 1986 in San Francisco, Calif... Majoring in international relations... Parents are Cameron & Janeen Schiff... Given the opportunity to assemble three historical figures for a party, she would invite Cleopatra, Bob Marley and Napoleon.

PRONUNCIATION GUIDE

KATELYN ASTRUC: "KAIT-lin AST-rick"
MARRITT CAFARCHIA: "MAIR-it kah-FAHR-sha"
Ingrid NUSS: rhymes with "bus"
Nicole READ: like "reed"
Ping CHOU: like "chew"

Returnees Career Highs

	KILLS	ATTACKS	ASSISTS
#2 Kate Wilton	24 (2x), last CAL STATE L.A. (11/1/03)	64, at Grand Canyon (10/4/02)	5, vs. Central Washington (8/24/01)
#4 Mary McClelland	4, at Cal Poly Pomona (10/18/02)	12, at Cal Poly Pomona (10/18/02)	3 (3x), last at San Bernardino (10/19/02)
#5 Ingrid Nuss	None	1 (5x), last at CS Stanislaus (11/15/03)	1 (4x), last S.F. STATE (9/20/03)
#6 Mary Gaber	8 (2x), last at Seattle Univ. (9/6/03)	18, at Seattle Univ. (9/6/03)	45, SAN FRANCISCO STATE (10/25/02)
#7 Kim Vincent	19, at Chico State (10/1/03)	49, CAL ST. SAN BERNARDINO (9/13/02)	4, CENTRAL WASHINGTON (9/2/02)
#11 Marritt Cafarchia	8 (2x), last C. WASHINGTON (9/2/02)	20, at Seattle Pacific (9/5/03)	64, at Seattle Univ. (9/6/03)
#12 Jill McPheeters	8, at Cal Poly Pomona (10/18/02)	24, CAL ST. BAKERSFIELD (10/12/02)	2, GRAND CANYON (11/9/02)
#15 Jenny Pierce	10, at Seattle Univ. (9/6/03)	24, at Seattle Univ. (9/6/03)	2 (2x), last at Sonoma State (10/25/03)
#16 Rachel Keener	10, at UC San Diego (11/7/03)	22, CAL ST. DOMINGUEZ HILLS (10/31/03)	1 (2x), last DOMINGUEZ HILLS (10/31/03)
#17 Nicole Read	18, CAL ST. BAKERSFIELD (10/11/03)	33, CAL ST. BAKERSFIELD (10/11/03)	2 (4x), last at Grand Canyon

	ACES	DIGS	BLOCKS
#2 Kate Wilton	5, at Cal St. Stanislaus (9/7/01)	20, CAL ST. DOMINGUEZ HILLS (10/31/03)	3 (4x), last at Cal State L.A. (11/2/02)
#4 Mary McClelland	5 (2x), last at Cal St. Stanislaus (9/7/01)	24, at Seattle Univ. (9/6/03)	None
#5 Ingrid Nuss	1, at UC San Diego (11/7/03)	12, at UC San Diego (11/7/03)	None
#6 Mary Gaber	3 (2x), last S.F. STATE (10/25/02)	9, SAN FRANCISCO STATE (10/25/02)	7, at Cal St. San Bernardino (10/19/02)
#7 Kim Vincent	5, vs. Northwest Nazarene (9/7/02)	16, vs. BYU-Hawaii (9/7/02)	6, SAN FRANCISCO STATE (10/25/02)
#11 Marritt Cafarchia	7, CAL POLY POMONA (9/14/01)	22, at Seattle Univ. (9/6/03)	5, CAL STATE L.A. (9/27/02)
#12 Jill McPheeters	4, at Grand Canyon (10/4/02)	7, at Western Washington (9/6/02)	7, GRAND CANYON (11/9/02)
#15 Jenny Pierce	2 (2x), last at Sonoma State (10/25/03)	6, at Seattle Univ. (9/6/03)	5, at Seattle Univ. (9/6/03)
#16 Rachel Keener	3 (2x), last at Grand Canyon (11/8/03)	8, CAL STATE L.A. (11/1/03)	3 (3x), last at CS Bakersfield (11/14/03)
#17 Nicole Read	3 (7x), last at CS Bakersfield (11/14/03)	9, at Seattle Univ. (9/6/03)	7 (2x), last CAL STATE L.A. (11/1/03)

2003 Match-by-Match Results

16-13 Overall, 11-11 CCAA

Date	Opponent	Match	Gm1	Gm2	Gm3	Gm4	Gm5	Rec	CCAA	Lgth	Att.
Aug. 29	HUMBOLDT STATE	W, 3-0	30-15	30-21	30-27			1-0		1:15	75
Aug. 29	SAN FRANCISCO STATE	W, 3-0	30-18	30-23	30-22			2-0		1:15	106
Aug. 30	HUMBOLDT STATE	W, 3-1	30-26	30-22	25-30	30-22		3-0		1:46	107
Sept. 5	at Seattle Pacific (1)	L, 1-3	30-24	22-30	19-30	26-30		3-1		1:50	220
Sept. 6	at Seattle University (1)	W, 3-1	21-30	31-29	30-27	30-19		4-1		1:53	55
Sept. 6	vs. Western Washington (1)	L, 0-3	19-30	18-30	19-30			4-2		1:15	93
Sept. 12	at Cal St. San Bernardino*	L, 0-3	25-30	24-30	21-30			4-3	0-1	1:30	204
Sept. 13	at Cal Poly Pomona*	L, 1-3	30-27	22-30	25-30	15-30		4-4	0-2	2:00	400
Sept. 16	NOTRE DAME DE NAMUR	W, 3-0	30-25	30-27	30-26			5-4		1:15	102
Sept. 19	SONOMA STATE*	W, 3-1	31-29	30-25	16-30	30-27		6-4	1-2	1:51	139
Sept. 20	SAN FRANCISCO STATE*	W, 3-1	26-30	30-28	33-31	30-20		7-4	2-2	1:57	129
Sept. 26	at Cal State L.A.*	L, 0-3	28-30	23-30	26-30			7-5	2-3	1:29	164
Sept. 27	at Cal St. Dominguez Hills*	L, 2-3	27-30	25-30	30-23	30-16	11-15	7-6	2-4	2:07	245
Oct. 1	at Chico State*	W, 3-2	26-30	30-23	26-30	30-26	15-10	8-6	3-4	2:20	178
Oct. 3	GRAND CANYON*	W, 3-1	30-25	28-30	30-27	30-25		9-6	4-4	2:00	1,060
Oct. 4	UC SAN DIEGO*	L, 0-3	23-30	26-30	17-30			9-7	4-5	1:21	166
Oct. 10	CAL ST. STANISLAUS*	W, 3-1	27-30	30-22	30-24	30-25		10-7	5-5	1:47	155
Oct. 11	CAL ST. BAKERSFIELD*	L, 2-3	33-31	29-31	18-30	30-25	14-16	10-8	5-6	2:08	147
Oct. 17	CAL POLY POMONA*	W, 3-0	30-28	30-28	30-27			11-8	6-6	1:26	163
Oct. 18	CAL ST. SAN BERNARDINO*	L, 0-3	25-30	22-30	18-30			11-9	6-7	1:13	139
Oct. 24	at San Francisco State*	W, 3-1	30-28	28-30	30-24	30-24		12-9	7-7	1:41	99
Oct. 25	at Sonoma State*	L, 1-3	16-30	26-30	30-27	18-30		12-10	7-8	1:50	136
Oct. 31	CAL ST. DOMINGUEZ HILLS*	W, 3-0	32-30	30-21	30-20			13-10	8-8	1:22	102
Nov. 1	CAL STATE L.A.*	W, 3-2	30-24	27-30	30-23	27-30	17-15	14-10	9-8	2:08	216
Nov. 5	CHICO STATE*	L, 2-3	30-17	19-30	24-30	30-26	10-15	14-11	9-9	2:01	187
Nov. 7	at UC San Diego*	L, 0-3	14-30	27-30	22-30			14-12	9-10	1:20	356
Nov. 8	at Grand Canyon*	W, 3-0	34-32	30-25	30-28			15-12	10-10	1:37	196
Nov. 14	at Cal St. Bakersfield*	L, 0-3	26-30	15-30	15-30			15-13	10-11	1:18	403
Nov. 15	at Cal St. Stanislaus*	W, 3-0	30-22	30-18	30-23			16-13	11-11	1:31	512

Game Records (16-13) (16-13) (13-16) (15-14) (11-4) (2-3) (57-50) (41-42)

MATCH KEY

(1) - at Seattle Pacific/Comfort Suites Classic

* - California Collegiate Athletic Association match

Most Consecutive Games Won: 8 (Game 1, Aug. 29 #1 to Game 2, Aug. 30)

Most Consecutive Games Lost: 6 (Game 1, Sept. 6 #1 to Game 3, Sept. 6 #2)

WIN-LOSS SUMMARY

3-Game Matches	7-7
4-Game Matches	7-3
5-Game Matches	2-3
Games Over 30 points (1-4)	
or 15 points (5)	6-1

Winning First Game	12-4
Losing First Game	4-9

Home	11-4
Road	5-8
Neutral	0-1

August	3-0
September	4-6
October	6-4
November	3-3

In Tournaments	1-2
vs. Non-CCAA Teams	4-2
vs. CCAA Teams	12-11

ATTENDANCE

	No.	Total	Avg.
Home	15	2993	199.5
Away	13	3168	243.7
Neutral	1	93	93.0
Totals	29	6254	215.6

POINTS BY GAMES

	UC Davis	Opp
Game 1	793	788
Game 2	772	793
Game 3	744	799
Game 4	416	375
Game 5	67	71
Totals	2792	2826

2003 Individual Statistics

OVERALL - BY GAMES PLAYED

Player	MP	GP	ATTACK				SET AST	SERVE			DIG	BLOCK				PER-GAME AVGS.					
			K	E	TA	Pct.		SA	SE	RE		BS	BA	BE	BHE	Kills	Asts	Aces	Digs	Blocks	
NICOLE READ	29	104	247	57	564	.337	18	44	21	1	109	15	63	10	0	2.38	0.17	0.42	1.05	0.75	
MARY McCLELLAND	29	103	7	9	52	-.038	22	0	2	43	423	0	0	0	1	0.07	0.21	0.00	4.11	0.00	
MARRITT CAFARCHIA	29	103	60	25	193	.181	905	33	25	1	220	0	30	1	56	0.58	8.79	0.32	2.14	0.29	
Kelly Gaudino	29	103	485	166	1472	.217	22	31	60	42	377	7	18	5	0	4.71	0.21	0.30	3.66	0.24	
Christina Ng	28	98	16	12	73	.055	388	17	26	6	280	1	8	5	11	0.16	3.96	0.17	2.86	0.09	
KATE WILTON	29	88	312	161	926	.163	9	34	26	35	240	1	12	5	1	3.55	0.10	0.39	2.73	0.15	
Ellen Fitzpatrick	25	68	66	23	195	.221	15	0	0	1	20	1	23	6	5	0.97	0.22	0.00	0.29	0.35	
RACHEL KEENER	21	65	95	48	277	.170	2	27	21	0	58	9	22	8	2	1.46	0.03	0.42	0.89	0.48	
KIM VINCENT	27	55	141	84	434	.131	3	15	22	20	86	0	11	4	3	2.56	0.05	0.27	1.56	0.20	
JENNY PIERCE	20	47	44	27	146	.116	7	8	18	3	32	4	24	4	1	0.94	0.15	0.17	0.68	0.60	
JILL McPHEETERS	16	30	19	11	71	.113	3	0	0	0	4	3	9	3	3	0.63	0.10	0.00	0.13	0.40	
MARY GABER	17	30	30	19	94	.117	5	0	1	0	15	2	12	3	1	1.00	0.17	0.00	0.50	0.47	
INGRID NUSS	13	24	0	2	5	-.400	4	1	5	8	46	0	0	0	0	0.00	0.17	0.04	1.92	0.00	
Amber Korner	11	13	8	8	38	.000	1	2	2	0	3	1	5	2	0	0.62	0.08	0.15	0.23	0.46	
Sarah Johnstone	6	10	1	1	4	.000	4	1	2	0	27	0	0	0	0	0.10	0.40	0.10	2.70	0.00	
Team										22											
TOTALS	29	107	1531	653	4544	.193	1408	213	231	182	1940	44	237	56	84	14.31	13.16	1.99	18.13	1.52	
Opponents	29	107	1637	569	4496	.218	1492	182	248	213	2050	57	267	66	85	15.30	13.94	1.70	19.16	1.78	

CONFERENCE ONLY - BY GAMES PLAYED

Player	MP	GP	ATTACK				SET AST	SERVE			DIG	BLOCK				PER-GAME AVGS.					
			K	E	TA	Pct.		SA	SE	RE		BS	BA	BE	BHE	Kills	Asts	Aces	Digs	Blocks	
NICOLE READ	22	83	202	46	458	.341	15	34	14	0	77	13	51	8	0	2.43	0.18	0.41	0.93	0.77	
MARY McCLELLAND	22	81	6	7	33	-.030	19	0	2	36	312	0	0	0	1	0.07	0.23	0.00	3.85	0.00	
Kelly Gaudino	22	82	381	129	1147	.220	15	26	47	33	285	5	14	5	0	4.65	0.18	0.32	3.48	0.23	
Christina Ng	22	80	15	11	62	.065	383	12	20	5	213	1	8	5	10	0.19	4.79	0.15	2.66	0.11	
MARRITT CAFARCHIA	22	79	40	17	119	.193	618	25	17	1	149	0	25	1	44	0.51	7.82	0.32	1.89	0.32	
KATE WILTON	22	70	235	125	697	.158	6	27	18	30	172	1	9	5	1	3.36	0.09	0.39	2.46	0.14	
Ellen Fitzpatrick	19	59	60	20	170	.235	11	0	0	1	16	1	20	6	4	1.02	0.19	0.00	0.27	0.36	
RACHEL KEENER	17	59	88	42	255	.180	2	24	16	0	1	0	2	1	0	1.49	0.03	0.41	0.88	0.47	
KIM VINCENT	20	43	106	58	314	.153	1	10	12	17	51	0	9	3	3	2.47	0.02	0.23	1.19	0.21	
JENNY PIERCE	13	31	18	18	75	.000	4	4	12	1	14	2	17	2	0	0.58	0.13	0.13	0.45	0.61	
JILL McPHEETERS	11	23	10	8	41	.049	1	0	0	0	1	2	6	1	1	0.43	0.04	0.00	0.04	0.35	
MARY GABER	11	20	10	13	46	-.065	1	0	1	0	11	1	6	3	1	0.50	0.05	0.00	0.55	0.35	
INGRID NUSS	10	19	0	2	4	-.500	2	1	3	8	34	0	0	0	0	0.00	0.11	0.05	1.79	0.00	
Sarah Johnstone	3	7	0	0	1	.000	3	0	2	0	17	0	0	0	0	0.00	0.43	0.00	2.43	0.00	
Amber Korner	6	6	1	4	12	-.250	0	0	2	0	1	0	2	1	0	0.17	0.00	0.00	0.17	0.33	
Team										18											
TOTALS	22	83	1172	500	3434	.196	1080	163	166	150	1405	35	186	47	67	14.12	13.02	1.96	16.93	1.54	
Opponents	22	83	1301	501	3406	.235	1183	150	190	163	1507	48	213	53	72	15.67	14.25	1.81	18.16	1.86	

Returning players in ALL CAPS.

2003 CCAA Recap

FINAL STANDINGS

	CCAA				OVERALL		
	W	L	Pct.	MB	W	L	Pct.
Cal St. San Bernardino	20	2	.909	-	25	4	.862
UC San Diego	19	3	.864	1	25	4	.862
Cal St. Bakersfield	18	4	.818	2	20	7	.741
Cal Poly Pomona	14	8	.636	6	19	11	.633
Cal State L.A.	13	9	.591	7	19	11	.633
UC DAVIS	11	11	.500	9	16	13	.552
Chico State	10	12	.455	10	14	12	.538
Sonoma State	10	12	.455	10	15	14	.517
Grand Canyon	10	12	.455	10	11	16	.407
Cal St. Dominguez Hills	4	18	.182	16	4	25	.138
San Francisco State	2	20	.091	18	4	26	.133
Cal St. Stanislaus	1	21	.045	19	1	26	.037

ALL-CCAA FIRST TEAM

Kendra Canape, MB, UCSD; Bridget Crosby, LIB, CSSB; Te'Ara Epps, MB, CSLA; Kim Ford, OH, CSSB; Mandy Forrest, MB, GCU; **KELLY GAUDINO, OH, UC DAVIS**; Lizelle Jackson, OH, CSLA; Kim Morohunfola, MB, CSSB; Lisa North, S, CSUB; Teresa Ohta, S, UCSD; Cathleen Price, MB, CSSB; Jessica Slayton, OH, CSUB; Bonnie Wilson, OH, UCSD.

ALL-CCAA SECOND TEAM

Allison Anderson, MB, CPP; Stacey Clifton, OH, CSUC; Lindsay Crandell, OH, UCSD; Stacy Dunsmore, OH, UCSD; Lindsay Fischer, OH, CPP; Krystal Green, MB, CSLA; Katie Hogan, MB, UCSD; Nicole Holland, LIB, CSUB; Lindsey Jordan, OH, CSUB; Christine Shiba, OH, SSU; Cristen Trent, S, CSSB; Tiare Tuitama, S, CSLA; Kimberly Van Beek, MB, CPP.

Coach of the Year - John Price, Cal St. Bakersfield

Player of the Year - Kim Morohunfola, MB, Cal St. San Bernardino

Freshman of the Year - **NICOLE READ, MB, UC DAVIS**

AVCA D-II COACHES TOP 25

	School	Pts (1st)	Record
1	North Alabama	865 (31)	33-7
2	Concordia-St. Paul (Minn.)	830	32-4
3	Cal St. San Bernardino	808 (3)	29-5
4	Tampa (Fla.)	755	31-4
5	Grand Valley State (Mich.)	704	27-8
6	UC San Diego	674 (1)	25-5
7	Nebraska-Kearney	653	31-7
8	Barry (Fla.)	614	24-4
9	Western Washington	576	24-2
10	Truman State (Mo.)	527	31-5
11	Metro State (Colo.)	487	27-6
12	North Dakota State	481	25-9
13	North Florida	450	31-4
14	Augustana (S.D.)	404	22-8
15	Hawai'i Pacific	388	17-9
16	Central Missouri State	319	26-11
17	Minnesota-Duluth	318	26-5
18	Northern Michigan	279	26-1
19	Rockhurst (Mo.)	256	31-13
20	Minnesota State - Mankato	190	20-9
21	Pittsburg State (Kan.)	176	26-8
22	Wheeling Jesuit (W.V.)	145	38-3
23	St. Edward's (Texas)	109	31-7
24	Lock Haven (Pa.)	99	31-5
25	Fort Hays State (Kan.)	46	25-7

Others receiving points and listed on two or more ballots:
Northern Kentucky 45; Queens (N.Y.) 45; **Cal State Bakersfield 41**; BYU-Hawai'i 29; West Texas A&M 28; North Dakota 13; Washburn 7.

2003 INDIVIDUAL LEADERS

KILL PCT. (Min 3.0 TA/G)	K	E	TA	Pct.	ASSISTS	G	Ast	Avg.	BLOCKS	Solo	Ast	Tot	Avg.
Kim Morohunfola, CSSB	384	93	678	.429	Teresa Ohta, UCSD	99	1280	12.93	Mandy Forrest, GCU	37	87	124	1.17
Cathleen Price, CSSB	283	57	579	.390	Cristen Trent, CSSB	102	1314	12.88	Kendra Canape, UCSD	27	86	113	1.15
Kendra Canape, UCSD	238	51	485	.386	Tiare Tuitama, CSLA	110	1407	12.79	Kim Morohunfola, CSSB	25	83	108	1.09
Krystal Green, CSLA	152	46	303	.350	Emily Kennedy, CPP	112	1395	12.46	Keesha Aldridge, CSDH	30	84	114	1.09
Katie Hogan, UCSD	261	76	539	.343	Lisa North, CSUB	96	1135	11.82	Cathleen Price, CSSB	12	93	105	1.05
NICOLE READ, UC DAVIS	247	57	564	.337	Samantha Seitz, CSUC	82	944	11.51	Katie Hogan, UCSD	26	72	98	0.99
Allison Anderson, CPP	442	140	931	.324	Natalie Jandreau, GCU	106	1096	10.34	Allison Anderson, CPP	6	104	110	0.98
Lindsey Jordan, CSUB	272	69	653	.311	Eileen Moore, CSUS	89	831	9.34	Te'Ara Epps, CSLA	18	78	96	0.95
Kimberly Van Beek, CPP	356	122	761	.307	MARRITT CAFARCHIA, UC DAVIS	103	905	8.79	Alexa Skjei, CSUC	13	69	82	0.93
Megan Dierker, SSU	249	86	542	.301	Chris Matteucci, SFSU	91	745	8.19	Sabrina Smart, CSUB	19	51	70	0.86
KILLS	G	K	Avg.	SERVICE ACES	G	SA	Avg.	DIGS	G	Digs	Avg.		
KELLY GAUDINO, UC DAVIS	103	485	4.71	Jessica Slayton, CSUB	95	58	0.61	MARY McCLELLAND, UC DAVIS	103	423	4.11		
Stacey Clifton, CSUC	94	421	4.48	Brenna Lee, CSLA	101	53	0.52	Christina Shiba, SSU	92	358	3.89		
Jessica Slayton, CSUB	95	386	4.06	Lisa North, CSUB	96	49	0.51	Bridget Crosby, CSSB	99	384	3.88		
Mandy Forrest, GCU	106	423	3.99	Morgan Reed, CSUB	92	45	0.49	Ashley Arriola, SSU	108	417	3.86		
Allison Anderson, CPP	112	442	3.95	Vivian Maxie, CSDH	105	51	0.49	Nicole Holland, CSUB	96	353	3.68		
Lizelle Jackson, CSLA	110	431	3.92	Kim Gabriel, GCU	106	50	0.47	KELLY GAUDINO, UC DAVIS	103	377	3.66		
Kim Morohunfola, CSSB	99	384	3.88	Jackie Coudert, CSUS	87	39	0.45	Kelly Jameson, CSDH	102	364	3.57		
Kim Ford, CSSB	102	388	3.80	NICOLE READ, UC DAVIS	104	44	0.42	Lizelle Jackson, CSLA	110	356	3.24		
Lindsay Crandell, UCSD	81	290	3.58	Tiare Tuitama, CSLA	110	45	0.41	Stacy Dunsmore, UCSD	90	286	3.18		
KATE WILTON, UC DAVIS	88	312	3.55	Maegan Bergeson, CSLA	105	42	0.40	April Nicolson, CSSB	101	308	3.05		

2003 Big West Conference Recap

FINAL STANDINGS

	BIG WEST				OVERALL		
	W	L	Pct.	MB	W	L	Pct.
UC Santa Barbara	14	4	.778	—	19	9	.679
UC Irvine	12	6	.667	2	24	10	.706
Long Beach State	12	6	.667	2	19	11	.633
Cal St. Northridge	12	6	.667	2	16	13	.552
Idaho	10	8	.556	4	19	11	.633
Utah State	10	8	.556	4	18	12	.600
Pacific	9	9	.500	5	18	14	.562
Cal Poly	5	13	.278	9	13	16	.448
UC Riverside	4	14	.222	10	9	20	.310
Cal St. Fullerton	2	16	.111	12	8	22	.267

ALL-CONFERENCE FIRST TEAM

Megan Blackshire, MB, UCSB; Erin Cartwright-Davis, OH/MB, USU; Sami Cash, MB, UCI; Zuzana Cernianská, OH, USU; Erika Chidester, OH, LBSU; Molly Duncan, OH, CP; Jennifer Fopma, MB, CSUN; Ashlie Hain, S, UCI; Anna-Marie Hammond, MB, UI; Liz Hudson, OH, LBSU; Jennifer Joines, MB, UOP; Sarah Meek, MB, UI; Erica Menzel, OH, UCSB; Kristin Nelson, L, UCSB; Kelly Wing, OH, UCI.

ALL-CONFERENCE HONORABLE MENTION

Hayley Anderson, S, UOP; Mandy Becker, S, UI; Vanessa Gilliam, OH, CP; Lauren Goins, OH, CSF; Dana Kurzbard, OH, UCI; Jillian Mazzarella, S, LBSU; Nadine Nickel, S, CSUN; Rosanna Parizek, MB, UCR; Jennifer Ryan, OH, CSUN.

ALL-FRESHMAN TEAM

Beth Hodge, OH, USU; Robin Miramontes, OH, LBSU; Stevie Mussie, OH, UOP; Mari Ruddick, OH, USU; Janine Sandell, OH, UCSB; Natalie Uhart, MB, LBSU; Olivia Waldowski, MB, UCSB.

Coach of the Year - Kathy Gregory, UC Santa Barbara

Player of the Year - Jennifer Joines, Pacific

Freshman of the Year - Olivia Waldowski, UC Santa Barbara

USA TODAY/AVCA TOP 25

	School	Pts (1st)	Record
1.	USC	1,625 (65)	35-0
2.	Florida	1,558	36-2
3.	Hawai'i	1,494	36-2
4.	Minnesota	1,370	26-11
5.	UCLA	1,300	24-9
6.	Pepperdine	1,232	27-3
7.	Penn State	1,215	31-5
8.	Georgia Tech	1,182	34-4
9.	Washington	1,141	23-9
10.	Stanford	1,054	25-7
11.	Kansas State	990	30-5
12.	UC Berkeley	941	25-7
13.	Nebraska	886	28-5
14.	Colorado State	823	30-5
15.	Illinois	717	26-7
16.	Texas A&M	637	23-10
17.	Loyola Marymount	578	26-7
18.	Northern Iowa	502	28-6
19.	Santa Clara	380	20-11
20.	Louisville	360	25-6
21.	Wisconsin	257	22-11
22.	UC Santa Barbara	240	19-9
23.	Utah	172	22-9
24.	Notre Dame	143	23-7
25.	Maryland	113	27-8

Others receiving points and listed on two or more ballots:

Pittsburgh 36, Kansas 33, Arkansas 25, Ohio 23, Florida A&M 18, Brigham Young 16, **UC Irvine N/A**, Michigan 12, Univ. of San Francisco 10, Arizona 7, Dayton 7.

2003 INDIVIDUAL LEADERS

KILL PCT. (Min 3.0 TA/G)	K	E	TA	Pct.	ASSISTS	G	Ast	Avg.	BLOCKS	Solo	Ast	Tot	Avg.
Olivia Waldowski, UCSB	228	55	452	.383	Andrea Delsigne, USU	105	1442	13.73	Sarah Meek, UI	29	125	154	1.44
Megan Blackshire, UCSB	337	88	680	.366	Ashlie Hain, UCI	133	1814	13.64	Nicole Bertotti, CP	16	136	152	1.43
Sami Cash, UCI	355	95	717	.363	Mandy Becker, UI	107	1367	12.78	Anna-Marie Hammond, UI	22	118	140	1.31
Jennifer Joines, UOP	653	180	1393	.340	Jillian Mazzarella, LBSU	108	1359	12.58	Dana Kurzbard, UCI	20	145	165	1.26
Dana Kurzbard, UCI	325	76	737	.338	Hayley Anderson, UOP	109	1364	12.51	Jennifer Fopma, CSUN	19	103	122	1.21
Anna-Marie Hammond, UI	490	140	1079	.324	Nadine Nickel, CSUN	108	1344	12.44	Jennifer Joines, UOP	18	121	139	1.20
Erin Cartwright-Davis, USU	490	169	1074	.299	Mari Bell, UCSB	104	1292	12.42	Amanda Vazquez, UCI	20	139	159	1.20
Sarah Meek, UI	366	134	786	.295	Kym Murphy, UCR	100	1141	11.41	Erin Cartwright-Davis, USU	33	92	125	1.14
Rosanna Parizek, UCR	428	142	1021	.280	Lindsay Ellington, CP	112	1028	9.18	Molly Duncan, CP	6	116	122	1.09
Vanessa Gilliam, CP	324	105	805	.272	Jenna Carney, CSF	96	782	8.15	Ingrid Roth, USU	9	104	113	1.05
KILLS	G	K	Avg.	SERVICE ACES	G	SA	Avg.	DIGS	G	Digs	Avg.		
Kelly Wing, UCI	133	764	5.74	Molly Duncan, CP	112	59	0.53	Kristin Nelson, UCSB	105	490	4.67		
Jennifer Joines, UOP	116	653	5.63	Jennifer Joines, UOP	116	59	0.51	Brenda Waterman, UCI	133	600	4.51		
Jennifer Fopma, CSUN	101	547	5.42	Joanna Rentz, UOP	111	44	0.40	Jessica Yearout, UI	107	478	4.47		
Anna-Marie Hammond, UI	107	490	4.58	Olivia Waldowski, UCSB	102	39	0.38	Gwen Hubbard, CP	112	470	4.20		
Erika Chidester, LBSU	107	487	4.55	Kelly Wing, UCI	133	50	0.38	Heather Laudato, LBSU	108	438	4.06		
Zuzana Cernianska, USU	104	471	4.53	Rosanna Parizek, UCR	110	39	0.35	Anya Ferry, CSF	88	351	3.99		
Erin Cartwright-Davis, USU	110	490	4.45	Sami Cash, UCI	133	44	0.33	Erica Menzel, UCSB	105	382	3.64		
Rosanna Parizek, UCR	110	428	3.89	Jessika Hammerich, CSUN	108	35	0.32	Jamie DeKiewiet, UCR	110	364	3.31		
Liz Hudson, LBSU	108	412	3.81	Jessica Diepersloot, CP	112	36	0.32	Taubi Neves, USU	110	362	3.29		
Jamie DeKiewiet, UCR	110	411	3.74	Vanessa Gilliam, UCR	100	32	0.32	Mandy Becker, UI	107	351	3.28		

All-Time Letterwinners

Connie Adair 1979
 Jenny Adams 1990-93
 Sue Anders 1984-85
 Janie Anderson 1986
 Kristen Anderson 1984-85
 Lori Appel 1980-83
 Ashley Armstrong 1992-94

Jolene Bachman 1989-91
 Emma Batten-Bowman 1998
 Carly Beck 1999-2000
 Paula Bee 1974
 Caren Bell 1988-89
 Lisa Bennett 1977
 Marcia Bernardo 1985
 Alfredia Bettinelli 1989
 Andrea Beylen 1977
 Denise Bilbaeno 1987-90
 Thea Bordsen 1980-83
 Amy Bower 1994
 Michelle Boydston 1998
 Amy Brown 1989
 Elizabeth Brown 2001-02
 Jen Bryan 1993-96

MARRITT CAFARCHIA 2001-
 Sara Cannon 1999-2000
 Marie Capistrano 1998
 Jill Changaris 1993-96
 Kate Culpepper 1999-2001
 Julia Curlette 1988-90

Beth Damonte 1979-81
 Lydia Delis 1978
 Sue Dempsey 1982
 Kate DeVore 1999-2001
 Karen Domerchie 1989
 Lisa Drews 1985

Angela Eddy 1992-95
 Naomi Erickson 1995, 1998
 Kellie Esterby 1991
 Kim Evans 2001
 Nancy Evers 1975-76

Shannon Fiack 1999-2000
 Jenny Fipps 1977
Ellen Fitzpatrick 2000-03
 Robbie Fournet 1985-86
 Keri Frankenstein 1980
 Kelly Freeland 1986-88

MARY GABER 2002-
Kelly Gaudino 2000-03
 Staci Gentles 1987-89
 Allison Gillespie 1999-2001
 Stacey Gleason 1982
 Brandi Glenn 1996-98
 Lindsay Goergen 1996-99
 Kathy Gonzales 1974
 Kris Gravelle 1991-93
 Megan Gravelle 1997
 Heidi Gribble 1994, 96
 Karen Gray 1995
 Camille Gutierrez 1996

Kayse Hagins 1994
 Mary Kay Haller 1983-84

Sally Hanford 1974-75
 Diane Harbertson 1988
 Cynthia Harper 1983
 Carol Harrison 1976
 Julie Harvell 1978
 Jean Haun 1987-88
 Kelly Havelock 1976-79
 Karen Heckman 1980, 1982
 Cynthia Higa 1980-83
 Kaersten Hill 1995-98
 Sandy Holman 1984-85
 Debbie Hook 1991

Mia Iverson 1998-99

Cindy Johnson 1974-75
Sarah Johnstone 2003

RACHEL KEENER 2003-
 Lisa Kennedy 1979-81
 Connie Kessel 1983-85
 Dana Kirsnis 1976
 Heidi Knapp 1988-91
 Nancy Knoeffler 1976-77
 Sophia Kollias 1989-90
 Tanya Kohr 1994-95
Amber Korner 2003
 Julianne Kost 1988

Sheri Ladrech 1989-92
 Cindy Lawton 1978-79
 Cindy Lemons 1985
 Candy Lench 1989-92
 Sally Lerversee 1980-81
 Jenifer Lohr 1991-93
 Mary Limbach 1977-80
 Mimi Lufkin 1976

Karen Margroff 1977-78
 Kathie McBride 1979-81
MARY McCLELLAND 2001-
 Kathy McInerney 1974-76
 Cristie McLaughlin 1990-93
 Paula McNamee 1977-79
JILL McPHEETERS 2002-
 Jena Mello 1992
 Tamara Meara 1991
 Julie Merten 1990-92
 Amy Moll 1991-93
 Karen Moeller 1985
 Joanne Mueller 1996-98

Richelle Nakata 2000
 Wendy Need 1982-84
 Deena Newman 1975
Christina Ng 2003
 Lindy Northcutt 1998
INGRID NUSS 2003-

Becky Olson 1998-2001
 Kaylie Orr 1994-97
 Candi Ota 1992-93

Gail Parker 1974-75
 Kareen Paulsen 1984-86
 Jessica Perry 1985-87, 1989
 Carol Peters 1978
 Dana Petrie 1982-85

JENNY PIERCE 2003-
 Ann Pomeray 1975-76
 Cassandra Prell 2001-02
 Peg Prior 1976-77
 Patty Purcell 1974-75

Nina Quaccia 1997-98

Mary Beth Rathbun 1986-87
 Liz Reams 1988

NICOLE READ 2003-
 Pam Rice 1986-87
 Linda Rickabaugh 1982-83
 Karen Rocca 1986
 Jaclyn Rodriguez 1995-97
 Tammie Rogers 1979-80
 Kristina Rupp 1995

Julie Schmidt 1987-88
 Laura Scott 1997
 Cathy Shalar 1985-86
 Darrah Sherwood 1978-80
 Lorelei Smith 1989
 Pam Spangler 1974-75
 Kelly Spaulding 1998-2001
 Sandy Spaulding 1976, 1979-81
 Andrea Sprague 1996
 Colleen Storey 1988
 Kim Sutton 1982-83
 Kristina Svendsen 1993-96

Val Taylor 1978-81
 Jennie Tilles 2002
 Gigi Townsend 1996
 Aneta Tsuchiya 1978

Suzanne Uhl 1987-88
 Nichola Unverferth 1997
 Kelly Urbanik 1998-2001

Lisa Varnum 1984-85
 Ann Veazey 1975-76
KIM VINCENT 2001-
 Stacy Vogan 1984-87
 Trish Volle 1979

Amy Watson 1981-82
 Wendy Watson 1995
 Kim Watts 1997
KATE WILTON 2001-
 Amy Wong 1986
 Julie Woofter 1990
 Sue Wyatt 1974-76

Sheila Yazdy 1993

Becky Zadroga 1994

2003 Players in Bold
CURRENT PLAYERS IN CAPS

All-Time Award Winners

ALL-AMERICANS

- 1996** Camille Gutierrez
1992 Candy Lench
 Sheri Ladrech
1991 Candy Lench
1990 Denise Bilbaeno
1980 Lisa Kennedy
 Tammie Rogers
1979 Lisa Kennedy
 Mary Limbach

VERIZON ACADEMIC ALL-DISTRICT

- 1994** Jen Bryan
1993 Kris Gravelle
 Jenifer Lohr
1992 Jenifer Lohr
 Julie Merten



Jenifer Lohr earned Academic All-District during each of her last two years as an Aggie. Additionally, she was a three-time Academic All-NCAC pick.

AGGIE VOLLEYBALL in the CAL AGGIE ATHLETIC HALL OF FAME

- Barbara Iten (Player) 1967-72
Inducted 1982
- Carol Benedetti (Player), 1966-70
Inducted 1984
- Pam Gill-Fisher (Coach) 1974-76
Inducted 1984
- Lisa Kennedy (Player), 1979-81
Inducted 1987
- Denise Bilbaeno (Player), 1987-90
Inducted 1997
- Candy Lench (Player), 1989-92
Inducted 1998

FIRST TEAM ALL-CONFERENCE

- 2003** Kelly Gaudino
1998 Kaersten Hill
1997 Kaersten Hill
1996 Jill Changaris*
 Camille Gutierrez**
 Kaersten Hill
1995 Angela Eddy
 Kristina Svendsen
1994 Jill Changaris
 Angela Eddy
 Kristina Svendsen
1993 Jenny Adams
 Kris Gravelle
 Cristie McLaughlin
1992 Candy Lench*
 Sheri Ladrech
 Cristie McLaughlin
1991 Candy Lench*
 Heidi Knapp
 Julie Merten
1990 Denise Bilbaeno*
 Heidi Knapp
 Candy Lench
1989 Denise Bilbaeno*
 Heidi Knapp
 Candy Lench
 Jessica Perry
1988 Denise Bilbaeno
 Heidi Knapp
1987 Denise Bilbaeno
 Stacy Vogan
1985 Dana Petrie
1984 Dana Petrie
1983 Lori Appel*
 Thea Bordsen
 Cynthia Higa
1982 Lori Appel
1981 Lori Appel
1980 Lisa Kennedy
 Tammie Rogers
1979 Kelly Havelock
 Lisa Kennedy
 Mary Limbach
 Paula McNamee
1978 Kelly Havelock
 Mary Limbach
1977 Nancy Knoefler
1976 Kathy McInerney
1975 Kathy McInerney
 Pam Spangler
1974 Paula Bee
 Gail Parker

- * - Most Valuable Player
 ** - Newcomer of the Year

ALL-REGION

- 1998** Kaersten Hill
1997 Kaersten Hill
1996 Jill Changaris
 Camille Gutierrez
 Kaersten Hill
1995 Jill Changaris
1994 Angela Eddy
 Kristina Svendsen
1993 Jenny Adams
 Kris Gravelle
 Cristie McLaughlin
 Amy Moll
1992 Sheri Ladrech
 Candy Lench
 Cristie McLaughlin
1991 Sheri Ladrech
 Candy Lench
 Julie Merten
1990 Denise Bilbaeno
 Heidi Knapp
 Candy Lench
1989 Denise Bilbaeno
 Jessica Perry
1980 Lisa Kennedy
 Tammie Rogers
1979 Lisa Kennedy



Two-time All-American Candy Lench was inducted into UC Davis' Athletic Hall of Fame in 1998. She holds virtually all school offensive records.

Individual Records

KILLS

1. Candy Lench	40
at Sonoma State, 10/27/92	
2. Candy Lench	39
vs. West Texas State, 12/5/92	
3. Candy Lench	34
vs. Northern Michigan, 11/8/92	
4. Sheri Ladrech	33
at Sonoma State, 10/27/92	
5. Jen Bryan	32
vs. Humboldt State, 10/13/95	

ATTACKS

1. Candy Lench	87
at Sonoma State, 10/27/92	
2. Candy Lench	81
vs. Northern Colorado, 11/4/90	
3. Candy Lench	79
vs. West Texas State, 12/5/92	
4. Kelly Gaudino	78
vs. Cal State L.A., 11/1/03	
T5. Kris Gravelle	76
vs. Portland State, 10/9/93	
T5. Candy Lench	76
vs. Northern Michigan, 11/8/92	

HITTING PCT. (Min. 15 Attacks)

1. Kaersten Hill813
(14-1-16), vs. Humboldt, 10/5/96	
2. Kristina Svendsen733
(13-2-15), vs. Hayward, 11/8/94	
3. Kaersten Hill722
(13-0-18) at Hum., 11/11/95	
4. Sheri Ladrech708
(17-0-24) at Hum., 10/31/92	
5. Julie Merten650
(13-0-20) vs. Biola, 10/9/92	

ASSISTS

1. Angela Eddy	81
vs. Humboldt State, 10/13/95	
2. Cristie McLaughlin	77
at Sonoma State, 10/27/92	
3. Denise Bilbaeno	70
vs. Humboldt State, 9/14/90	
T4. Christina Ng	67
vs. Cal State L.A., 11/1/03	
T4. Cristie McLaughlin	67
vs. Northern Colorado, 11/2/91	

SERVICE ACES

1. Kristi Zappen	8
at College of Notre Dame, 10/19/90	
T2. Becky Olson	7
vs. Chico State, 10/31/01	
T2. MARRITT CAFARCHIA	7
vs. Cal Poly Pomona, 9/14/01	
T2. Kaylie Orr	6
vs. CS San Bernardino, 10/6/95	
T2. ALLISON GILLESPIE	6
at CS Dominguez Hills, 10/15/99	
T2. Jolene Bachman	6
vs. Cal St. Hayward, 9/27/91	
vs. Chaminade, 10/5/90	
T2. Candy Lench	6
vs. S.F. State, 11/3/92	
at Humboldt State, 11/16/91	

DIGS

1. Jill Changaris	31
vs. S.F. State, 11/15/96	
T2. Sheila Yazdy	30
vs. Portland State, 10/9/93	
T2. Candy Lench	30
vs. Northern Colorado, 9/29/90	
4. Kris Gravelle	28
at Chico State, 11/10/93	
T5. Six tied at	27

SOLO BLOCKS

1. Kate DeVore	7
at Sonoma State, 9/30/00	
2. Kate DeVore	6
vs. Cal State L.A., 10/3/01	
3. Jenny Adams	5
vs. Central Mo. State, 11/3/91	
T4. 8 tied with	4
last Kate DeVore	
at Cal St. Stanislaus, 10/20/00	

BLOCK ASSISTS

1. Kelly Spaulding	13
at Cal Poly Pomona, 9/19/98	
T2. Kaersten Hill	10
at Cal Poly Pomona, 9/19/98	
T2. Joanne Mueller	10
vs. Cal St. Hayward, 10/11/97	
T2. Candy Lench	10
at Sonoma State, 10/27/92	
T5. Jenny Adams	9
at Air Force, 11/3/91	
T5. Sheri Ladrech	9
vs. Northern Colorado, 11/2/91	

TOTAL BLOCKS

1. Kelly Spaulding	16
at Cal Poly Pomona, 9/19/98	
T2. Kate DeVore	12
at Cal State L.A., 11/3/01	
T2. Kaersten Hill	12
at Cal Poly Pomona, 9/19/98	
T2. Candy Lench	12
at Sonoma State, 10/27/92	
T2. Sheri Ladrech	12
vs. Humboldt State, 9/14/90	

TEAM RECORDS

KILLS

3-Game Match	72
vs. Sonoma State, 10/20/95	
4-Game Match	86
at Chico State, 10/9/91	
5-Game Match	102
vs. Humboldt State, 10/13/95	

ATTACKS

3-Game Match	184
vs. Sonoma State, 10/20/95	
4-Game Match	267
vs. West Texas State, 12/5/92	
5-Game Match	272
vs. Humboldt State, 10/13/95	

HITTING PCT. (Min. 25 Kills)

.....	.484
(38-7-64) vs. Mankato, 11/1/91	

ASSISTS

3-Game Match	87
at Sacramento State, 10/16/92	
4-Game Match	76
at Cal State L.A., 11/2/03	
5-Game Match	104
at Sonoma State., 10/27/92	

SERVICE ACES

3-Game Match	24
vs. Notre Dame de Namur, 9/21/90	
4-Game Match	14
vs. Cal State L.A., 9/15/90	
5-Game Match	18
vs. Cal Poly Pomona, 9/14/01	

DIGS

3-Game Match	91
vs. Chaminade, 10/6/90	
4-Game Match	142
at Portland State, 10/9/93	
5-Game Match	132
at UC Riverside, 10/3/98	

SOLO BLOCKS

3-Game Match	9
vs. Central Mo. State, 11/3/91	
4-Game Match	9
at Cal Poly Pomona, 9/19/98	
5-Game Match	8
vs. Humboldt State, 9/14/90	

BLOCK ASSISTS

3-Game Match	24
vs. Chico State, 9/24/98	
4-Game Match	44
at Cal Poly Pomona, 9/19/98	
5-Game Match	37
at Sonoma State, 10/27/92	

TOTAL BLOCKS

3-Game Match	18.0
(5-26) vs. Sonoma State, 11/3/00	
4-Game Match	31.0
(9-22) at Cal Poly Pomona, 9/19/98	
5-Game Match	22.0
(7-30) vs. Cal State L.A., 11/3/01	

2004 PLAYERS IN ALL CAPS

2003 marks in bold

Team Records

KILLS

1. Candy Lench, 1992	630
2. Candy Lench, 1990	552
3. Sheri Ladrech, 1992	497
4. Kelly Gaudino, 2003	485
5. Jill Changaris, 1995	451

ATTACKS

1. Candy Lench, 1990	1,500
2. Kelly Gaudino, 2003	1,472
3. Candy Lench, 1992	1,459
4. Jill Changaris, 1995	1,273
5. Sheri Ladrech, 1992	1,168

HITTING PCT. (Min. 100 Kills)

1. Candy Lench, 1992	.341
2. Candy Lench, 1991	.338
3. NICOLE READ, 2003	.337
4. Sheri Ladrech, 1992	.309
5. Candy Lench, 1989	.302

ASSISTS

1. Denise Bilbaeno, 1990	1,684
2. Cristie McLaughlin, 1992	1,363
3. Angela Eddy, 1995	1,220
T4. Camille Gutierrez, 1996	1,145
T4. Cristie McLaughlin, 1993	1,145

SERVICE ACES

T1. Allison Gillespie, 2001	49
T1. Denise Bilbaeno, 1990	49
3. Kristi Zappen, 1990	48
4. MARRITT CAFARCHIA, 2001	47
T5. Candy Lench, 1992	46
T5. Candy Lench, 1990	46

DIGS

1. Candy Lench, 1990	493
2. MARY McCLELLAND, 2003	423
3. Denise Bilbaeno, 1990	420
T4. Julie Merten, 1992	388
T4. Candy Lench, 1991	388

SOLO BLOCKS

1. Candy Lench, 1992	45
2. Kate DeVore, 2001	42
3. Kate DeVore, 2000	40
4. Julianne Kost, 1988	36
5. Julia Curlette, 1989	35

TOTAL BLOCKS

1. Candy Lench, 1992	142
2. Kaersten Hill, 1998	129
T3. Kate DeVore, 2001	115
T3. Kate DeVore, 2000	115
T3. Kristina Svendsen, 1996	115

KILLS PER GAME

1. Candy Lench, 1992	5.43
2. Kelly Gaudino, 2003	4.71
3. Sheri Ladrech, 1992	4.48
4. Candy Lench, 1991	4.03
5. Candy Lench, 1990	3.92

ASSISTS PER GAME

1. Camille Gutierrez, 1996	12.31
2. Cristie McLaughlin, 1992	11.96
3. Denise Bilbaeno, 1990	10.94
4. Angela Eddy, 1994	10.84
5. Angela Eddy, 1995	10.80

ACES PER GAME

1. MARRITT CAFARCHIA, 2001	0.55
2. Allison Gillespie, 2001	0.490
3. Jessica Perry, 1989	0.487
4. Denise Bilbaeno, 1989	0.45
5. NICOLE READ, 2003	0.42

DIGS PER GAME

1. MARY McCLELLAND, 2003	4.11
2. Ashley Armstrong, 1994	3.90
3. Kelly Gaudino, 2003	3.66
4. Jill Changaris, 1994	3.61
5. Candy Lench, 1991	3.56

BLOCKS PER GAME

1. Mia Iverson, 1998	1.30
2. Kim Evans, 2001	1.293
3. Julia Curlette, 1989	1.289
4. Stasi Gentles, 1989	1.27
T5. Kaersten Hill, 1998	1.22
T5. Candy Lench, 1992	1.22

OTHER SEASON RECORDS

MATCHES WITH 20+ KILLS

1. Candy Lench, 1992	13
2. Kelly Gaudino, 2003	12
3. Candy Lench, 1991	7
T4. Sheri Ladrech, 1992	6
T4. Candy Lench, 1990	6
T4. Jill Changaris, 1996	6

MATCHES WITH 10+ KILLS

T1. Candy Lench, 1992	29
T1. Candy Lench, 1990	29
3. Jill Changaris, 1995	26
4. Kelly Gaudino, 2003	25
5. Candy Lench, 1991	24

MATCHES WITH 20+ DIGS

1. Candy Lench, 1990	7
T2. Kelly Gaudino, 2003	5
T2. Kris Gravelle, 1993	5
T4. MARY McCLELLAND, 2003	4
T4. Candy Lench, 1991	4
T4. Julie Merten, 1991	4
T4. Jen Bryan, 1995	4

MATCHES WITH 10+ DIGS

T1. MARY McCLELLAND, 2003	25
T1. Candy Lench, 1990	25
3. Kelly Gaudino, 2003	21
T4. MARY McCLELLAND, 2002	20
T4. Candy Lench, 1991	20

MATCHES WITH 20+ KILLS & DIGS

1. Kelly Gaudino, 2003	4
2. Jill Changaris, 1995	3
T3. Candy Lench, '90, '91, '92	2
T3. Jill Changaris, 1996	2
T5. Brandi Glenn, 1997	1
T5. Jen Bryan, 1995	1
T5. Jenny Adams, 1993	1
T4. Sheri Ladrech, 1992	1
T4. Julie Merten, 1991	1

CAREER RECORDS

1,000 KILLS

1. Candy Lench, 1989-92	1,888
2. Kelly Gaudino, 2000-03	1,337
3. Kaersten Hill, 1995-98	1,236
4. Jill Changaris, 1993-96	1,209
5. Jen Bryan, 1993-96	1,052
6. Heidi Knapp, 1988-91	1,049

ATTACKS

1. Candy Lench, 1989-92	4,605
2. Kelly Gaudino, 2000-03	3,989
3. Jill Changaris, 1993-96	3,489
4. Kaersten Hill, 1995-98	3,220
5. Jen Bryan, 1993-96	2,972

HITTING PCT. (Min. 1,000 Attacks)

1. Candy Lench, 1989-92	.309
2. Sheri Ladrech, 1989-92	.270
3. Amy Moll, 1991-93	.252
4. Kristina Svendsen, 1993-96	.251
5. Kaersten Hill, 1995-98	.246

ASSISTS

1. Denise Bilbaeno, 1988-92	3,549
2. Cristie McLaughlin, 1990-93	3,403
3. Kelly Urbanik, 1998-01	3,125
4. Angela Eddy, 1992-95	2,335
5. MARRITT CAFARCHIA, 2001-	2,237

SERVICE ACES

1. Candy Lench, 1989-92	160
2. Denise Bilbaeno, 1988-92	124
3. Heidi Knapp, 1988-91	119
T4. MARRITT CAFARCHIA, 2001-	112
T4. Jill Changaris, 1993-96	112

DIGS

1. Candy Lench, 1989-92	1,395
2. Kelly Gaudino, 2000-03	1,262
3. Jill Changaris, 1993-96	1,112
4. Julie Merten, 1990-92	975
5. MARY McCLELLAND, 2001-	960

TOTAL BLOCKS

1. Kaersten Hill, 1995-98	429
2. Candy Lench, 1988-92	348
3. Kate DeVore, 1999-2001	329
4. Heidi Knapp, 1988-91	320
5. Kristina Svendsen, 1993-96	306

2004 PLAYERS IN ALL CAPS
2003 marks in bold

Year-by-Year Records

Year	Coach	Overall	League	Final Ranking		
		W-L	W-L	Place	AVCA	Postseason
2003	Hawbecker	16-13	11-11	6th	—	—
2002	Hawbecker	8-23	4-18	10th	—	—
2001	Hawbecker	14-14	10-12	7th	—	—
2000	Hawbecker	18-14	12-10	7th	—	—
1999	King	13-18	6-16	9th	—	—
1998	King	16-12	12-10	6th	—	—
1997	King	14-19	5-7	5th	—	—
1996	King	21-11	11-1	1st	21st	Lost in regional first round
1995	King	19-13	9-3	2nd	20th	—
1994	King	14-12	10-2	1st	—	Lost in regional first round
1993	Piper	23-9	11-1	1st	7th	Lost in regional first round
1992	Piper	29-6	11-1	T1st	3rd	Won regional final, lost in national quarters
1991	Piper	26-5	11-1	1st	8th	Lost in regional final
1990	Piper	30-17	13-1	1st	9th	Lost in regional final
1989	Piper	22-7	13-1	*1st	—	—
1988	Piper	22-15	9-3	2nd	—	—
1987	DeYoung	13-14	7-5	T2nd	—	—
1986	DeYoung	5-22	4-8	T4th	—	—
1985	Gearhart	11-12	8-4	4th	No poll	—
1984	DeYoung	12-8	8-4	2nd	No poll	—
1983	DeYoung	27-9	13-1	T1st	8th	Won 1st round, lost in regional final
1982	DeYoung	17-13	9-5	2nd	8th	Won 1st round, lost in regional final
1981	DeYoung	25-6	12-2	2nd	—	Won 1st round, lost in regional final
1980	DeYoung	28-7	12-2	2nd	AIAW	Finished 3rd in AIAW Div. III
1979	DeYoung	28-10	13-1	1st	AIAW	Finished 3rd in AIAW Div. III
1978	DeYoung	13-10	11-3	2nd	AIAW	—
1977	Conklin	5-7	4-3	2nd	—	—
1976	Gill-Fisher	12-12	3-3	3rd	—	—
1975	Gill-Fisher	11-9	4-0	2nd	—	—
1974	Gill-Fisher	10-4	5-0	2nd	—	—

ALL-TIME COACHES RECORDS

HEAD COACH (Seasons)	Years	Overall	League
Stephanie Hawbecker (2000-Present)	4	56-64	37-51
Sharon King (1994-99)	6	97-85	53-39
Marlene Piper (1988-93)	6	152-59	68-8
Kathy DeYoung (1978-84, 86-87)	9	168-97	88-31
Jenyth Gearhart (1985)	1	11-12	8-4
Kristi Conklin (1977)	1	5-7	5-4
Pam Gill-Fisher (1974-76)	3	33-25	10-3

POSTSEASON RECORDS

NCAA DIVISION II RECORD.....	4-9
(’81, ’82, ’83, ’90, ’91, ’92, ’93, ’94, ’96)	
AIAW DIVISION III RECORD	17-8
(’79, ’80)	

OVERALL POSTSEASON RECORD 21-17
(11 appearances)

All-Time Series Records

Opponent	W-L	Last Match	Streak
Abilene Christian (Texas)	3-0	W,3-2 (8/28/99)	W3
Adams State (Colo.)	1-0	W,3-0 (8/30/97)	W1
Air Force	4-0	W,3-0 (11/3/91)	W4
Alaska Anchorage	3-4	W,3-2 (8/27/99)	W2
Alaska Fairbanks	3-0	W,3-1 (11/10/85)	W3
Angelo State, Tex.	1-0	W,3-1 (10/29/93)	W1
Armstrong Atlantic State (Ga.)	0-1	L,0-3 (8/26/00)	L1
Augustana (S.D.)	1-0	W,3-0 (10/22/88)	W1
Azusa Pacific	4-4	W,2-0 (9/24/83)	na
Barry (Fla.)	1-0	W,3-2 (10/30/93)	W1
Bellarmine (Ky.)	1-0	W,3-0 (10/26/96)	W1
Biola	5-0	W,3-0 (10/10/92)	W5
Boise State	1-0	W,2-0 (9/9/83)	W1
Brigham Young	0-1	L,0-2 (11/6/76)	L1
Brigham Young-Hawaii	0-1	L,0-3 (9/7/02)	L1
Cal Baptist	2-0	W,3-2 (9/17/88)	W2
Cal Poly Pomona	4-19	W, 3-0 (10/17/03)	W1
Cal St. Bakersfield	6-23	L,0-3 (11/14/03)	L18
Cal St. Dominguez Hills	20-4	W,3-0 (10/31/03)	W1
Cal St. Hayward	40-3	L,0-3 (11/7/97)	L2
Cal State L.A.	7-16	W, 3-2 (11/1/03)	W1
Cal St. Northridge	0-5	L,0-2 (9/16/88)	L5
Cal St. San Bernardino	5-13	L,0-3 (10/18/03)	L11
Cal St. Stanislaus	52-5	W, 3-0 (11/15/03)	W2
Central Missouri State	2-1	L,1-3 (8/30/96)	L1
Central Washington	3-1	L,2-3 (9/2/02)	L1
Chaminade (Hawaii)	2-2	L,1-3 (9/3/01)	L2
Chapman	7-3	W,3-1 (9/7/91)	W1
Chico State	42-22	L,2-3 (11/5/03)	L1
Claremont-Mudd-Scripps	1-0	W,2-0 (9/21/84)	W1
Colorado Christian	2-0	W,3-0 (9/16/94)	W2
Colorado College	1-0	W,2-0 (9/23/83)	W1
Denver	1-0	W,3-0 (10/21/88)	W1
Dominican	1-0	W,3-0 (9/12/97)	W1
East Stroudsburg (Pa.)	1-0	W,2-0 (12/6/79)	W1
Florida Southern	2-3	W,3-2 (9/18/97)	W2
Fresno Pacific	5-3	L,2-3 (10/8/96)	L2
Fresno State	4-3	L,2-3 (10/9/82)	na
Grand Canyon	8-13	W, 3-0 (11/8/03)	W2
Henderson State (Neb.)	1-0	W,3-0 (8/31/96)	W1
Holy Names	6-0	W,3-1 (9/20/00)	W6
Humboldt State	43-6	W,3-1 (8/30/03)	W5
La Verne	3-1	L,0-2 (9/21/84)	L1
Lewis & Clark (Ore.)	1-2	W,3-0 (10/8/94)	W1
Linfield, Ore.	1-0	W,2-1 (12/6/79)	W1
Mankato State (Minn.)	2-0	W,3-1 (9/5/97)	W2
Mansfield (Pa.)	1-0	W,2-0 (12/11/80)	W1
Massachusetts-Lowell	1-0	W,3-0 (8/30/02)	W1
Masters Coll.	1-0	W,2-1 (10/9/87)	W1
Menlo	3-2	W,3-0 (9/20/89)	W2
Mesa State (Colo.)	2-3	W,3-2 (8/26/00)	W1
Metro State (Colo.)	3-2	W,3-0 (8/26/99)	W3
Michigan Tech	3-0	W,3-0 (9/5/98)	W3
Minnesota-Duluth	1-0	W,3-0 (11/6/92)	W1
Nebraska-Omaha	1-1	L,0-3 (9/6/97)	L1
Nevada	11-7	W,3-2 (9/18/90)	W1
New York Univ.	1-0	W,3-0 (8/30/02)	W1
North Dakota	2-1	L,0-3 (9/6/97)	L1
North Dakota State	0-1	L,0-3 (11/2/91)	L1
North Florida	1-1	W,3-2 (9/14/96)	W1
Northern Arizona	1-0	W,2-0 (11/12/82)	W1

Opponent	W-L	Last Match	Streak
Northern Colorado	5-2	W,3-1 (8/30/96)	W1
Northern Kentucky	1-0	W,3-2 (12/11/81)	W1
Northern Illinois	0-1	L,1-2 (9/8/89)	L1
Northern Michigan	1-0	W,3-2 (11/8/92)	W1
Northwest Nazarene	0-1	L,1-3 (9/7/02)	L1
Notre Dame de Namur	9-1	W,3-0 (9/16/03)	W1
Occidental	5-0	W,2-0 (11/28/80)	W5
Ohio Northern	1-0	W,3-0 (12/12/80)	W1
Oregon State	0-1	L,0-2 (9/11/82)	L1
Pacific	0-2	L,0-3 (9/18/79)	L2
Point Loma Nazarene	1-0	W,2-0 (11/13/81)	W1
Portland State	0-11	L,0-3 (9/14/96)	L11
Puget Sound	0-2	L,1-3 (9/20/97)	L2
Regis (Colo.)	2-3	W,3-2 (10/30/93)	W2
Rollins (Fla.)	1-0	W,3-1 (9/1/95)	W1
Sacramento State	15-44	L,0-3 (9/5/01)	L8
St. Cloud State (Minn.)	1-0	W,3-1 (11/2/90)	W1
St. Martin's (Wash.)	1-0	W,3-2 (8/24/01)	W1
Saint Mary's	3-2	L,0-3 (11/16/89)	L1
San Diego	1-0	W,2-0 (10/11/75)	W1
San Francisco	1-1	L,1-3 (9/14/83)	L1
San Francisco State	37-15	W,3-1 (10/24/03)	W10
San Jose State	2-10	L,0-3 (9/27/77)	na
Santa Clara	0-1	L,0-2 (9/6/85)	L1
Seattle Univ.	1-0	W,3-1 (9/6/03)	W1
Seattle Pacific	2-2	L,1-3 (9/5/03)	L1
Simon Fraser	1-0	W,3-2 (9/6/91)	W1
Sonoma State	44-13	L,1-3 (10/25/03)	L1
Southern Cal. Coll.	1-0	W,2-1 (10/10/87)	W1
Southwest Texas State	1-0	W,3-0 (10/21/88)	W1
Stanford	1-1	W,2-1 (9/15/79)	W1
Sul Ross State (Texas)	2-0	W,2-0 (12/11/80)	W2
Tampa (Fla.)	3-1	L,1-3 (9/13/96)	L1
Texas A&M-Commerce	3-0	W,3-0 (10/25/96)	W3
Texas Woman's	0-1	L,1-3 (11/7/86)	L1
UC Berkeley	6-1	L,1-3 (9/28/77)	L1
UC Irvine	0-1	L,1-2 (9/12/81)	L1
UCLA	0-3	L,0-2 (10/2/76)	L3
UC Riverside	4-16	L,0-3 (11/5/99)	L4
UC San Diego	7-10	L,0-3 (11/7/03)	L5
UC Santa Barbara	0-2	L,0-2 (10/2/76)	L2
UC Santa Cruz	5-0	W,3-0 (9/1/00)	W5
U.S. International	0-1	L,0-2 (11/13/82)	L1
Utah State	1-0	W,2-0 (9/9/83)	W1
Washington State	2-0	W,3-0 (9/13/82)	W2
Wayne St., Mich.	1-0	W,3-0 (9/2/95)	W1
West Texas A&M	1-4	L,1-3 (12/5/92)	L3
Western State (Colo.)	1-1	W, 3-0 (8/26/00)	W1
Western Washington	0-5	L,0-3 (9/6/03)	L5
Westmont	0-1	L,1-2 (8/31/90)	L1
Wisconsin-LaCrosse	1-0	W,2-0 (12/7/79)	W1
Wisconsin-Stevens Point	1-0	W,2-0 (12/7/79)	W1
Wyoming	0-1	L,2-3 (9/16/82)	L1

Teams in BOLD CAPS are 2002 OPPONENTS

Year-by-Year Scores

2003

	16-13, 11-11
HUMBOLDT STATE	W, 3-0
SAN FRANCISCO STATE	W, 3-0
HUMBOLDT STATE	W, 3-1
at Seattle Pacific	L, 1-3
at Seattle Pacific	W, 3-1
vs. Western Washington	L, 0-3
at Cal St. San Bernardino*	L, 0-3
at Cal Poly Pomona*	L, 1-3
NOTRE DAME DE NAMUR	W, 3-0
SONOMA STATE*	W, 3-1
SAN FRANCISCO STATE*	W, 3-1
at Cal State L.A.*	L, 0-3
at Cal St. Dominguez Hills*	L, 2-3
at Chico State*	W, 3-2
GRAND CANYON*	W, 3-1
UC SAN DIEGO*	L, 0-3
CAL ST. STANISLAUS*	W, 3-1
CAL ST. BAKERSFIELD*	L, 2-3
CAL POLY POMONA*	W, 3-0
CAL ST. SAN BERNARDINO*	L, 0-3
at San Francisco State*	W, 3-1
at Sonoma State*	L, 1-3
CAL ST. DOMINGUEZ HILLS*	W, 3-0
CAL STATE L.A.*	W, 3-2
CHICO STATE*	L, 2-3
at UC San Diego*	L, 0-3
at Grand Canyon*	W, 3-0
at Cal St. Bakersfield*	L, 0-3
at Cal St. Stanislaus*	W, 3-0

2002

	8-23, 4-18
vs. New York Univ.	W, 3-0
vs. Mass.-Lowell	W, 3-0
vs. Humboldt State	W, 3-2
CENTRAL WASHINGTON	L, 2-3
vs. Seattle Pacific	W, 3-0
at Western Washington	L, 0-3
vs. Northwest Nazarene)	L, 1-3
vs. BYU-Hawaii (Viking Inv.)	L, 0-3
NOTRE DAME DE NAMUR	L, 1-3
CAL ST. SAN BERNARDINO*	L, 0-3
CAL POLY POMONA*	L, 0-3
at Sonoma State*	L, 1-3
at San Francisco State*	W, 3-0
CAL STATE L.A.*	L, 0-3
CAL ST. DOMINGUEZ HILLS*	W, 3-0
CHICO STATE*	L, 1-3
at Grand Canyon*	L, 2-3
at UC San Diego*	L, 0-3
CAL ST. STANISLAUS*	L, 0-3
CAL ST. BAKERSFIELD*	L, 1-3
at Cal Poly Pomona*	L, 2-3
at Cal St., San Bernardino*	L, 0-3
SAN FRANCISCO STATE*	W, 3-1
SONOMA STATE*	L, 0-3
at Cal St. Dominguez Hills*	W, 3-0
at Cal State L.A.*	L, 1-3
at Chico State	L, 0-3
UC SAN DIEGO*	W, 3-0
GRAND CANYON*	W, 3-1
at Cal St. Bakersfield*	L, 0-3
at Cal St. Stanislaus*	W, 3-0

2001

	14-14, 10-12
vs. St. Martin's	W, 3-2
vs. Central Washington	W, 3-0
vs. Humboldt State	W, 3-0
CHAMINADE	L, 1-3
at Sacramento State	L, 0-3
at Cal St. Stanislaus*	W, 3-1
at Cal St. Bakersfield*	L, 1-3
CAL POLY POMONA*	L, 2-3
CAL ST. BERNARDINO*	L, 0-3
SONOMA STATE*	W, 3-1
SAN FRANCISCO STATE*	W, 3-0
at Chico State*	L, 1-3
at Cal State L.A.*	L, 0-3
at Cal State Dominguez Hills*	W, 3-0
GRAND CANYON*	W, 3-2
UC SAN DIEGO*	W, 3-2
CAL ST. STANISLAUS*	W, 3-0
CAL ST. BAKERSFIELD*	L, 1-3
at Cal St. San Bernardino*	L, 0-3
at Cal Poly Pomona*	L, 2-3
at San Francisco State*	W, 3-0
at Sonoma State*	L, 0-3
CHICO STATE*	W, 3-1
CAL ST. DOMINGUEZ HILLS*	W, 3-0
CAL ST. L.A.*	L, 2-3
at UC San Diego*	L, 0-3
at Grand Canyon*	L, 2-3

2001

	14-14, 10-12
vs. Chico State	W, 3-0
vs. Armstrong Atlantic State	L, 0-3
vs. Western State	W, 3-0
at Mesa State	W, 3-2
vs. Western Washington	L, 1-3
vs. UC Santa Cruz	W, 3-0
at Cal St. Stanislaus	L, 0-3
vs. Chico State	L, 0-3
HOLY NAMES	W, 3-0
at UC San Diego*	L, 0-3
at Grand Canyon*	L, 0-3
CAL ST. BAKERSFIELD*	L, 1-3
CAL ST. STANISLAUS*	W, 3-1
at Holy Names	W, 3-1
at Cal St. San Bernardino*	L, 0-3
at Cal Poly Pomona*	L, 0-3
CHICO STATE*	W, 3-0
at San Francisco State*	W, 3-1
at Sonoma State*	W, 3-1
CAL ST. DOMINGUEZ HILLS*	W, 3-0
CAL ST. L.A.*	L, 0-3
GRAND CANYON*	W, 3-2
UC SAN DIEGO*	L, 0-3
at Cal St. Stanislaus	W, 3-2
at Cal St. Bakersfield	L, 0-3
CAL POLY POMONA*	W, 3-0
CAL ST. SAN BERNARDINO*	L, 0-3
Chico State*	W, 3-1
SANOMA STATE*	W, 3-0
SAN FRANCISCO STATE*	W, 3-0
at Cal State L.A.*	L, 0-3
at Cal St. Dominguez Hills*	W, 3-0

14-14, 10-12

1999

	13-18, 6-16
vs. Metro State (Colo.)	W, 3-0
at Alaska Anchorage	W, 3-2
vs. Abilene Christian (Texas)	W, 3-1
vs. Abilene Christian (Texas)	W, 3-2
HOLY NAMES	W, 3-0
CHICO STATE	W, 3-0
MESA STATE (Colo.)	L, 2-3
CAL ST. STANISLAUS	W, 3-0
SEATTLE PACIFIC	L, 0-3
CAL STATE L.A.*	L, 0-3
CAL ST. DOMINGUEZ HILLS*	W, 3-2
GRAND CANYON*	L, 1-3
CAL POLY POMONA*	L, 1-3
at Cal St. Stanislaus*	L, 0-3
at Cal St. Bakersfield	L, 0-3
CAL ST. SAN BERNARDINO*	L, 2-3
UC RIVERSIDE*	L, 1-3
CHICO STATE*	W, 3-2
SAN FRANCISCO STATE*	W, 3-0
SANOMA STATE*	W, 3-0
at Cal St. Dominguez Hills*	L, 2-3
at Cal State L.A.*	L, 0-3
at Cal Poly Pomona*	L, 1-3
at Grand Canyon*	L, 0-3
CAL ST. BAKERSFIELD*	L, 0-3
CAL ST. STANTISLAUS*	L, 1-3
at UC Riverside*	L, 0-3
at Cal St. Bernardino*	L, 1-3
at Chico State*	W, 3-1
at San Francisco State*	L, 1-3
at Sonoma State*	W, 3-2

1998

	16-12, 12-10
HOLY NAMES	W, 3-0
CHICO STATE	W, 3-0
CENTRAL WASHINGTON	W, 3-1
MICHIGAN TECH.	W, 3-0
WESTERN WASHINGTON	L, 1-3
at Cal State L.A.*	L, 0-3
at Cal St. Dominguez Hills*	W, 3-0
at Grand Canyon*	L, 1-3
at Cal Poly Pomona*	W, 3-1
CAL STATE STANISLAUS*	W, 3-1
CAL STATE BAKERSFIELD*	L, 1-3
at Cal St. San Bernardino*	L, 0-3
at UC Riverside*	L, 2-3
at Chico State*	W, 3-0
at Sonoma State*	L, 1-3
at San Francisco State*	W, 3-2
CAL ST. DOMINGUEZ HILLS*	W, 3-1
CAL STATE L.A.*	L, 1-3
CAL POLY POMONA*	W, 3-1
GRAND CANYON*	W, 3-2
at Cal St. Bakersfield*	L, 0-3
at Cal St. Stanislaus*	W, 3-0
UC RIVERSIDE*	L, 2-3
CAL ST. SAN BERNARDINO*	L, 1-3
CHICO STATE*	W, 3-1
SAN FRANCISCO STATE*	W, 3-1
SANOMA STATE*	W, 3-2
at Sacramento State	L, 0-3

16-12, 12-10

1997

	14-19, 5-7
vs. Western State (Colo.)	L, 2-3
vs. Chaminade	L, 2-3
at Mesa State (Colo.)	L, 2-3
vs. Adams State (Colo.)	W, 3-0
vs. Minnesota State-Mankato	W, 3-2
vs. Mesa State (Colo.)	W, 3-1
vs. North Dakota	L, 0-3
vs. Nebraska-Omaha	L, 0-3
UC SAN DIEGO	W, 3-1
DOMINICAN COLLEGE	W, 3-0
FLORIDA SOUTHERN	W, 3-2
CAL STATE L.A.	L, 0-3
GRAND CANYON	L, 1-3
PUGET SOUND (Wash.)	L, 1-3
UC RIVERSIDE	L, 1-3
at Chico State*	W, 3-1
vs. Cal St. Bakersfield	L, 0-3
at Cal St. San Bernardino	W, 3-2
vs. UC Riverside	W, 3-0
vs. Cal St. Dominguez Hills	W, 3-0
at Humboldt State*	L, 0-3
at Sonoma State*	L, 2-3
at Cal St. Stanislaus*	W, 3-1
CAL STATE HAYWARD*	L, 1-3
at San Francisco State*	L, 0-3
CHICO STATE*	W, 3-1
at UC San Diego	L, 1-3
at Cal St. Dominguez Hills	L, 0-3
SONOMA STATE*	L, 1-3
HUMBOLDT STATE*	W, 3-2
at Cal State Hayward*	L, 0-3
CAL ST. STANISLAUS*	W, 3-0
SAN FRANCISCO STATE*	L, 0-3

1996

	21-11, 11-1
vs. Northern Colorado	W, 3-1
vs. Central Missouri State	L, 1-3
vs. Florida Southern	W, 3-0
vs. Henderson State (Neb.)	W, 3-0
at Cal St. Dominguez Hills	W, 3-1
at Cal Poly Pomona	L, 0-3
TAMPA (Fla.)	L, 1-3
CAL STATE L.A.	L, 1-3
PORTLAND STATE	L, 0-3
NORTH FLORIDA	W, 3-2
at Chico State*	W, 3-0
CAL ST. HAYWARD	W, 3-0
GRAND CANYON	W, 3-1
CAL ST. DOMINGUEZ HILLS	W, 3-0
CAL POLY POMONA	L, 2-3
SONOMA STATE*	W, 3-0
HUMBOLDT STATE*	W, 3-0
FRESNO PACIFIC	L, 2-3
at Cal St. Hayward*	W, 3-0
CAL ST. STANISLAUS*	W, 3-0
SAN FRANCISCO STATE*	W, 3-0
CHICO STATE*	W, 3-1
vs. Texas A&M-Commerce	W, 3-0
vs. Mesa State (Colo.)	L, 1-3
vs. Bellarmine (Tenn.)	W, 3-0
at Cal St. Bakersfield	L, 0-3
at Humboldt State*	W, 3-0
at Sonoma State*	W, 3-1

Year-by-Year Scores

at Cal St. Stanislaus* W, 3-0
 CAL ST. HAYWARD* W, 3-0
 at San Francisco State* L, 1-3
 at Cal St. Bakersfield† L, 2-3

1995 19-13, 9-3

at Rollins (Fla.) W, 3-1
 vs. Tampa (Fla.) W, 3-0
 vs. Wayne State (Neb.) W, 3-0
 vs. Nebraska-Omaha W, 3-2
 vs. North Florida L, 1-3
 GRAND CANYON L, 1-3
 MICHIGAN TECH W, 3-0
 PORTLAND STATE L, 0-3
 CAL ST. DOMINGUEZ HILLS L, 1-3
 CAL POLY POMONA L, 2-3
 at Sonoma State* W, 3-1
 CAL ST. BAKERSFIELD L, 0-3
 at Cal St. San Bernardino L, 0-3
 vs. Cal State L.A. W, 3-2
 vs. UC Riverside L, 0-3
 NOTRE DAME DE NAMUR W, 3-0
 at Chico State* W, 3-0
 CAL ST. HAYWARD* W, 3-0
 CAL ST. SAN BERNARDINO W, 3-1
 SONOMA STATE W, 3-2
 at Cal St. Stanislaus* W, 3-0
 HUMBOLDT STATE* L, 2-3
 SAN FRANCISCO STATE* W, 3-1
 SOUTHERN OREGON W, 3-0
 SONOMA STATE* W, 3-0
 at Sacramento State L, 0-3
 CHICO STATE* W, 3-0
 CAL ST. STANISLAUS* W, 3-0
 at Cal St. Hayward* W, 3-0
 at San Francisco State* L, 1-3
 at Humboldt State* L, 1-3
 SAN FRANCISCO STATE* L, 1-3

1994 14-12, 10-2

UC RIVERSIDE L, 1-3
 GRAND CANYON W, 3-1
 CAL POLY POMONA L, 2-3
 CAL STATE L.A. L, 1-3
 vs. Colorado Christian W, 3-0
 at Grand Canyon L, 0-3
 vs. Cal St. San Bernardino W, 3-0
 CAL ST. STANISLAUS* W, 3-0
 HUMBOLDT STATE* W, 3-1
 at Sonoma State* L, 0-3
 vs. Cal St. Bakersfield L, 0-3
 at Chico State* W, 3-2
 vs. Grand Canyon L, 2-3
 vs. Lewis & Clark W, 3-0
 at Fresno Pacific L, 0-3
 at Cal St. Hayward* W, 3-1
 at Sacramento State L, 0-3
 at San Francisco State* W, 3-0
 at Cal St. Stanislaus* W, 3-1
 at Humboldt State* W, 3-1
 SONOMA STATE* W, 3-1
 SAN FRANCISCO STATE* W, 3-0
 CHICO STATE* L, 1-3
 CAL ST. HAYWARD* W, 3-0
 SACRAMENTO STATE* L, 0-3
 at Cal St. Bakersfield† L, 0-3

1993 23-9, 11-1

vs. Colorado Christian W, 3-1
 CAL ST. DOMINGUEZ HILLS W, 3-0
 CAL ST. L.A. L, 1-3
 CAL ST. SAN BERNARDINO W, 3-0
 ALASKA ANCHORAGE W, 3-0
 UC RIVERSIDE W, 3-2
 CAL ST. STANISLAUS* W, 3-0
 SONOMA STATE* W, 3-1
 at Cal St. Hayward* W, 3-0
 SAN FRANCISCO STATE* W, 3-0
 vs. Central Washington W, 3-0
 vs. Michigan Tech W, 3-1
 vs. Seattle Pacific W, 3-0
 at Portland State L, 1-3
 CHICO STATE* W, 3-0
 SACRAMENTO STATE L, 0-3
 vs. Grand Canyon L, 2-3
 at Cal St. Stanislaus* W, 3-1
 HUMBOLDT STATE* W, 3-0
 at Sonoma State* W, 3-1
 CAL ST. HAYWARD W, 3-0
 vs. Angelo State (Texas) W, 3-1
 vs. Tampa (Fla.) W, 3-0
 vs. Barry (Fla.) W, 3-2
 vs. Regis (Colo.) W, 3-2
 vs. Northern Colorado L, 2-3
 vs. Florida Southern L, 0-3
 at San Francisco State* W, 3-0
 at Humboldt State* W, 3-0
 at Chico State* L, 2-3
 at Sacramento State L, 0-3
 GRAND CANYON† L, 1-3

1992 29-6, 11-1

CAL STATE SAN BERNARDINO W, 3-0
 PORTLAND STATE L, 0-3
 CAL STATE DOMINGUEZ HILLS W, 3-0
 CAL STATE L.A. L, 3-0
 vs. Metro State (Colo.) W, 3-0
 at Cal St. Bakersfield W, 3-0
 vs. UC Riverside W, 3-0
 vs. Portland State L, 0-3
 SONOMA STATE* W, 3-0
 at San Francisco State* W, 3-0
 CAL ST. STANISLAUS* W, 3-0
 CAL ST. HAYWARD* W, 3-0
 vs. Biola (Fla.) W, 3-0
 at Fresno Pacific W, 3-1
 vs. UC Santa Cruz W, 3-0
 vs. UC Santa Cruz W, 3-0
 vs. Biola (Fla.) W, 3-0
 CHICO STATE* L, 2-3
 at Sacramento State W, 3-0
 at Cal St. Stanislaus* W, 3-0
 at Sonoma State* W, 3-2
 at Humboldt State* W, 3-0
 SAN FRANCISCO STATE* W, 3-1
 vs. Minnesota-Duluth W, 3-0
 vs. Central Missouri State W, 3-1
 vs. Tampa (Fla.) W, 3-0
 vs. UC Riverside W, 3-0
 vs. Northern Michigan W, 3-2
 vs. Cal Poly Pomona L, 1-3
 at Cal St. Hayward* W, 3-0

SACRAMENTO STATE W, 3-0
 at Chico State* W, 3-0
 HUMBOLDT STATE* W, 3-0
 vs. Chico State† W, 3-2
 vs. West Texas State†† L, 1-3

1991 26-5, 11-1

SIMON FRASER (B.C.) W, 3-2
 NORTH DAKOTA W, 3-0
 DOMINICAN W, 3-0
 CHAPMAN W, 3-1
 at Cal St. Bakersfield W, 3-1
 vs. UC Riverside L, 2-3
 vs. Humboldt State W, 3-2
 vs. Eastern Texas W, 3-0
 vs. Cal State L.A. W, 3-0
 SAN FRANCISCO STATE* W, 3-0
 CAL ST. HAYWARD* W, 3-0
 SONOMA STATE* W, 3-0
 HUMBOLDT STATE* L, 2-3
 at Chico State* W, 3-1
 at Cal St. Stanislaus* W, 3-0
 SACRAMENTO STATE W, 3-2
 at Cal St. Hayward W, 3-0
 GRAND CANYON W, 3-1
 at San Francisco State W, 3-0
 vs. Minnesota State-Mankato W, 3-0
 vs. Florida Southern L, 0-3
 vs. North Dakota State L, 0-3
 vs. Central Missouri State W, 3-1
 vs. Air Force W, 3-1
 at Sonoma State* W, 3-0
 CHICO STATE* W, 3-0
 at Humboldt State* W, 3-0
 at Sacramento State W, 3-2
 CAL ST. STANISLAUS* W, 3-0
 at Portland State† L, 1-3

1990 30-17, 13-1

vs. Westmont L, 1-2
 vs. Chapman L, 0-2
 at Fresno Pacific W, 2-1
 vs. Sacramento State L, 0-2
 at Fresno Pacific W, 2-0
 vs. Sacramento State L, 1-2
 at Fresno Pacific W, 2-0
 vs. Chapman W, 2-0
 vs. Sacramento State L, 0-2
 CAL ST. BAKERSFIELD W, 3-2
 CAL ST. BAKERSFIELD W, 2-1
 SACRAMENTO STATE L, 1-2
 vs. Humboldt State W, 3-2
 vs. Abilene Christian (Texas) W, 3-1
 vs. Cal Poly Pomona L, 1-3
 vs. West Texas State L, 1-3
 at Cal State L.A. W, 3-1
 NEVADA W, 3-2
 NOTRE DAME DE NAMUR W, 3-0
 CAL ST. STANISLAUS* W, 3-0
 at Cal St. Hayward* W, 3-0
 at San Francisco State* W, 3-0
 at Northern Colorado W, 3-2
 at Sonoma State* W, 3-0
 vs. Alaska-Anchorage L, 1-3
 vs. Alaska-Anchorage W, 3-2
 vs. Portland State L, 0-3

vs. East Texas State W, 3-0
 vs. Chamande W, 3-0
 CHICO STATE* W, 3-2
 at Humboldt State* W, 3-0
 at Notre Dame de Namur W, 3-0
 at Cal St. Stanislaus* W, 3-0
 SAN FRANCISCO STATE* W, 3-1
 SACRAMENTO STATE L, 0-3
 CAL ST. HAYWARD* W, 3-0
 SONOMA STATE* W, 3-0
 vs. St. Cloud State (Minn.) W, 3-1
 vs. Regis (Colo.) W, 3-1
 vs. Metro State (Colo.) W, 3-1
 vs. West Texas State L, 2-3
 vs. Northern Colorado L, 1-3
 vs. Florida Southern L, 2-3
 HUMBOLDT STATE* W, 3-0
 at Sacramento State L, 0-3
 at Chico State* L, 1-3
 at Sacramento State† L, 0-3

1989 22-7, 11-1

CAL ST. BAKERSFIELD L, 0-3
 vs. Puget Sound (Wash.) L, 0-2
 vs. Notre Dame de Namur W, 2-0
 vs. Northern Illinois L, 1-2
 at Chico State* L, 2-3
 vs. Notre Dame de Namur W, 2-0
 vs. Sonoma State W, 2-0
 vs. Cal St. Dominguez Hills W, 2-0
 vs. Cal St. Stanislaus W, 2-0
 vs. Cal State L.A. W, 2-0
 vs. Sacramento State L, 0-3
 MENLO W, 3-0
 at Cal St. Stanislaus* W, 3-0
 at Notre Dame de Namur W, 3-0
 CAL ST. HAYWARD* W, 3-0
 SAN FRANCISCO STATE* W, 3-2
 SONOMA STATE* W, 3-1
 HUMBOLDT STATE* W, 3-0
 vs. Biola (Fla.) W, 2-0
 vs. Fresno Pacific W, 2-0
 CAL ST. STANISLAUS* W, 3-0
 NOTRE DAME DE NAMUR W, 3-0
 at Cal St. Hayward* W, 3-0
 at San Francisco State* W, 3-1
 at Humboldt State* W, 3-0
 CHICO STATE* W, 3-0
 SACRAMENTO STATE L, 0-3
 at Sonoma State* W, 3-0
 at Saint Mary's L, 0-3

1988 22-15, 9-3

CAL POLY POMONA L, 1-3
 vs. Sonoma State W, 2-0
 vs. Chico State W, 2-1
 vs. Alaska-Anchorage L, 0-2
 NEVADA L, 1-3
 at Cal St. Bakersfield L, 1-3
 vs. West Texas State W, 2-0
 vs. Cal St. Northridge L, 0-2
 vs. Regis College L, 0-2
 vs. Cal Baptist W, 2-0
 vs. Cal Baptist W, 3-2
 vs. West Texas State L, 0-2
 at Cal St. Stanislaus* W, 3-0

Year-by-Year Scores

vs. La Verne@ W, 2-0
 vs. Occidental College@ W, 2-0
 vs. Azusa Pacific@ W, 2-0
 vs. Sacramento State@ L, 1-2
 vs. Mansfield (Pa.)@ W, 2-0
 vs. Sul Ross State (Texas)@ W, 2-0
 vs. Ohio Northern Univ.@ W, 3-0
 vs. Azusa Pacific@ W, 3-2
 vs. Sacramento State@ L, 0-3
 vs. Azusa Pacific@ L, 0-2

1979 28-10, 13-1

vs. Stanford W, 2-1
 vs. Sacramento State L, 0-2
 PACIFIC L, 0-3
 CHICO STATE* W, 3-0
 at Sacramento State* L, 2-3
 at Cal St. Stanislaus* W, 3-0
 CAL ST. HAYWARD* W, 3-0
 SAN FRANCISCO STATE* W, 3-1
 vs. UC San Diego W, 2-0
 vs. UC Santa Cruz W, 2-0
 at Sonoma State* W, 3-1
 at Humboldt State* W, 3-1
 at Nevada L, 1-3
 CAL ST. STANISLAUS* W, 3-0
 SACRAMENTO STATE* W, 3-0
 vs. Chapman L, 0-3
 vs. Occidental College W, 2-0
 vs. Cal State L.A. W, 2-0
 vs. Azusa Pacific L, 2-3
 vs. Biola (Fla.) W, 2-1
 at San Francisco State* W, 3-2
 at Cal St. Hayward* W, 3-0
 SONOMA STATE* W, 3-0
 HUMBOLDT STATE* W, 3-0

at Chico State* W, 3-0
 vs. UC San Diego L, 2-3
 vs. Occidental W, 2-1
 vs. Biola (Fla.) W, 2-1
 vs. Sacramento State W, 2-0
 vs. UC San Diego W, 2-1
 vs. Azusa Pacific L, 2-3
 vs. Sul Ross State (Texas) @ W, 2-1
 vs. East Stroudsburg (Pa.)@ W, 2-0
 vs. Linfield (Ore.)@ W, 2-1
 vs. Wisc.-Stevens Point@ W, 2-0
 vs. Wisc.-La Crosse@ W, 2-0
 vs. Azusa Pacific@ L, 0-2
 vs. Sacramento State@ L, 0-2

1978 13-10, 11-3

vs. Sacramento State L, 1-2
 at Pacific L, 0-3
 CAL POLY L, 0-3
 at Sacramento State* L, 0-3
 vs. UC Riverside W, 2-0
 vs. UC San Diego W, 2-0
 vs. UCLA L, 0-2
 vs. UC Santa Barbara L, 0-2
 vs. UC Irvine L, 0-2
 at Sonoma State* W, 3-1
 at San Francisco State* W, 3-0
 CAL ST. HAYWARD* W, 3-0
 CAL ST. STANISLAUS* W, 3-0
 NEVADA L, 2-3
 at Humboldt State* W, 3-0
 at Chico State* W, 3-2
 SAN FRANCISCO STATE* W, 3-0
 SONOMA STATE* W, 3-0
 at Cal St. Stanislaus* W, 3-0
 CAL ST. HAYWARD* W, 3-0

HUMBOLDT STATE* L, 1-3
 CHICO STATE* W, 3-2
 SACRAMENTO STATE* L, 1-3

1977 5-7, 4-3

CHICO STATE* L, 1-3
 SAN JOSE STATE L, 0-3
 at UC Berkeley L, 1-3
 UCLA L, 0-3
 at Sacramento State* W, 3-0
 NEVADA W, 3-1
 at Cal St. Stanislaus* W, 3-0
 CAL ST. HAYWARD* W, 3-0
 HUMBOLDT STATE* W, 3-0
 at Chico State* L, 2-3
 PACIFIC L, 1-3
 SAN FRANCISCO STATE* L, 1-3

1976 12-12, 3-3

vs. Sonoma State* W, 2-0
 vs. Cal St. Hayward* W, 2-0
 vs. UC Berkeley W, 2-0
 vs. Sacramento State* L, 1-2
 vs. UC Santa Barbara L, 0-2
 vs. UCLA L, 0-2
 vs. UC San Diego W, 2-0
 SAN FRANCISCO STATE* L, 0-2
 at San Jose State L, 0-2
 HUMBOLDT STATE* W, 2-0
 UC BERKELEY W, 2-1
 at Stanford L, 1-2
 SAN JOSE STATE L, 1-2
 UC RIVERSIDE L, 2-0
 CHICO STATE* W, 2-0
 vs. Occidental W, 2-0
 vs. UCLA L, 0-2

vs. Brigham Young L, 0-2
 at Fresno State W, 2-0
 vs. Fresno State W, 2-0
 vs. San Jose State L, 0-2
 vs. Nevada W, 2-0
 vs. UC Berkeley W, 2-0
 vs. San Jose State L, 1-2

1975 11-9, 4-0

at Sacramento State W, 2-1
 vs. Chico State L, 1-2
 SAN JOSE STATE L, 0-3
 vs. UC Berkeley W, 2-0
 vs. UCLA L, 0-2
 vs. UC San Diego W, 2-0
 vs. UC Riverside L, 0-2
 FRESNO STATE W, 2-1
 at San Jose State L, 1-2
 at Humboldt State* W, 2-0
 CAL ST. HAYWARD* W, 2-0
 at Chico State* W, 2-0
 SACRAMENTO STATE* W, 2-0
 vs. UC Berkeley W, 2-0
 vs. Fresno State W, 2-0
 vs. San Jose State L, 0-2
 vs. Nevada W, 2-0
 vs. San Jose State L, 1-2
 vs. Cal State Northridge L, 0-2
 vs. UC Santa Barbara L, 0-2

1974 10-4, 5-0

CAL ST. STANISLAUS* W, 2-0
 UC BERKELEY W, 2-0
 at Santa Clara W, 2-0
 at Chico State* W, 2-1
 at Nevada W, 2-1
 vs. Humboldt State* W, 2-0
 vs. Humboldt State* W, 2-1
 vs. San Jose State L, 0-2
 vs. San Jose State W, 2-1
 vs. San Jose State L, 0-2
 CAL ST. NORTHIDGE L, 0-2
 vs. San Jose State W, 2-1
 vs. Sacramento State* W, 2-0
 vs. UC Riverside L, 1-2

* Conference match
 † NCAA Northwest/Southwest Regional
 †† NCAA Championships
 @ AIAW Championships

POSTSEASON MATCHES

1996 - NCAA Southwest Regional at Cal St. Bakersfield
 Lost to Cal State Bakersfield, 3-2
1994 - NCAA Northwest Regional at Cal St. Bakersfield
 Lost to Cal State Bakersfield, 3-0
1993 - NCAA Northwest Regional at UC DAVIS
 Lost to Grand Canyon, 3-1
1992 - NCAA Div. II Championships at Portland State
 Lost to West Texas State, 3-1 (West Texas finished 3rd)
1992 - NCAA Regional at Bakersfield, Calif.
 Defeated Chico State, 3-2 (UC Davis won regional)
1991 - NCAA Regional
 Lost to Portland State, 3-1
1990 - NCAA Regional
 Lost to Sacramento State, 3-0
1983 - NCAA Regional
 Defeated Sacramento State, 3-1
 Lost to Portland State, 3-0
1982 - NCAA Regional
 Defeated Chapman, 3-1
 Lost to UC Riverside, 3-1
1981 - NCAA Regional
 Defeated Northern Kentucky, 3-2
 Lost to Cal St. Northridge, 3-0
1980 - AIAW Div. III Regional at UC San Diego
 Defeated UC San Diego, 3-1
 Lost to Azusa Pacific, 0-2

Defeated La Verne, 2-0
 Defeated Occidental, 2-0
 Defeated Azusa Pacific, 2-0
 Lost to Sacramento State, 1-2 (UC Davis finished 2nd)
1980 - AIAW Div. III Championships at Occidental
 Defeated Mansfield (Pa.), 2-0
 Defeated Sul Ross State (Texas), 2-0
 Defeated Ohio Northern, 3-0
 Defeated Azusa Pacific, 3-2
 Lost to Sacramento State, 0-3
 Lost to Azusa Pacific, 0-2 (UC Davis finished 3rd)
1979 - AIAW Div. III Regional at Sacramento State
 Lost to UC San Diego, 2-3
 Defeated Occidental, 2-1
 Defeated Biola (Fla.) 2-1
 Defeated Sacramento State, 2-0
 Defeated UC San Diego, 2-1
 Lost to Azusa Pacific, 2-3 (UC Davis finished 2nd)
1979 - AIAW Div. III Championships at Whitworth
 Defeated Sul Ross State, 2-1
 Defeated East Stroudsburg (Pa.), 2-0
 Defeated Linfield (Ore.), 2-1
 Defeated Wisc.-Stevens Point, 2-0
 Defeated Wisc.-La Crosse, 2-0
 Lost to Azusa Pacific, 0-2
 Lost to Sacramento State, 0-2

Opponent Information

UC Berkeley

Sept. 1 in Berkeley, Calif.

Location: Berkeley, Calif.
Founded: 1868
Enrollment: 32,000
Chancellor: Robert M. Berdhal
Nickname: Golden Bears
Colors: Blue & Gold
Conference: Pacific-10
Arena: Haas Pavilion (11,877)
Athletic Director: Robert Gladstone

Head Coach: Rich Feller (San Diego State '73)
Phone: 510/643-0978
Record at School: 81-67 (5 years)
Career Record: 380-234 (19 years)

2003 Record: 25-7, 12-6 Pac-10 (3rd)
National Finish: NCAA Round of 16
Starters Returning/Lost: 6+1/0
Letterwinners Returning/Lost: 11/6

Media Relations Contact: Scott Ball
Email: sball@uclink4.berkeley.edu
Media Relations Phone: 510/642-5363
Media Relations FAX: 510/643-7778
Press Row Phone: 510/642-3098

Hofstra

Sept. 3 at USF Asics Challenge

Location: Hempstead, N.Y.
Founded: 1935
Enrollment: 13,400
President: Dr. Stuart Rabinowitz
Nickname: Pride
Colors: Gold, White & Blue
Conference: Colonial Athletic Association
Arena: Volleyball Venue at Physical Fitness Center (1,200)
Athletic Director: Harry Royle

Head Coach: Fran Kalafer (SUNY-Cortland '73)
Phone: 510/463-6758 or 4930
Record at School: 552-298 (23 years)
Career Record: 570-316 (25 years)

2003 Record: 13-17, 8-6 CAA (4th)
National Finish: None
Starters Returning/Lost: 5+1/1
Letterwinners Returning/Lost: 10/3

Media Relations Contact: Stephen Gorchov
Email: ATHSZG@hofstra.edu
Media Relations Phone: 516/463-4933
Media Relations FAX: 516/463-5033
Press Row Phone: 516/463-5049

Univ. of San Francisco

Sept. 3 at USF Asics Challenge

Location: San Francisco, Calif.
Founded: 1855
Enrollment: 7,800
President: Father Stephen J. Privett, S.J.
Nickname: Dons
Colors: Green & Gold
Conference: West Coast Conference
Arena: War Memorial Gym (5,300)
Athletic Director: Bill Hogan

Head Coach: Jeff Nelson (Ball State '86)
Phone: 415/422-2908 or 2819
Record at School: 23-8 (1 year)
Career Record: 189-104 (8 years)

2003 Record: 23-8, 7-7 WCC (4th)
National Finish: NCAA First Round
Starters Returning/Lost: 5/2
Letterwinners Returning/Lost: 6/8

Media Relations Contact: Ryan McCrary
Email: mcrrary@usf.edu
Media Relations Phone: 415/422-6162
Media Relations FAX: 415/422-2929
Press Row Phone: 415/422-2919

Cent. Connecticut State

Sept. 4 at USF Asics Challenge

Location: New Britain, Conn.
Founded: 1849
Enrollment: 12,000
President: Robert Aebersold (interim)
Nickname: Blue Devils
Colors: Royal Blue & White
Conference: Northeast Conference
Arena: Detrick Gymnasium (5,000)
Athletic Director: Charles "C.J." Jones

Head Coach: Linda Sagnelli (C.W. Post '83)
Phone: 860/832-3056
Record at School: 60-62 (4 years)
Career Record: 188-244 (18 years)

2003 Record: 21-9, 7-1 NEC (2nd)
National Finish: None
Starters Returning/Lost: Not available
Letterwinners Returning/Lost: 11/4

Media Relations Contact: Kathleen Pulek
Email: pulek@ccsu.edu
Media Relations Phone: 860/832-3089
Media Relations FAX: 860/832-3084
Press Row Phone: None

UC Riverside

Sept. 4 at USF Asics Challenge/Oct. 30 in Riverside

Location: Riverside, Calif.
Founded: 1954
Enrollment: 17,000
Chancellor: France A. Córdova
Nickname: Highlanders
Colors: Blue & Gold
Conference: Big West Conference
Arena: Student Recreation Center (3,168)
Athletic Director: Stan Morrison

Head Coach: Sue Gozansky (Cal Poly Pomona '68)
Phone: 909/787-5439
Record at School: 637-420-16 (34 years)
Career Record: Same

2003 Record: 9-20, 4-14 Big West (9th)
National Finish: None
Starters Returning/Lost: 5/1+1
Letterwinners Returning/Lost: 9/3

Media Relations Contact: Mark Dodson
Email: mdodson@housing.ucr.edu
Media Relations Phone: 909/787-5438
Media Relations FAX: 909/787-5889
Press Row Phone: 909/787-2153

Nevada

Sept. 10 in Davis (Aggie Invitational)

Location: Reno, Nev.
Founded: 1874
Enrollment: 15,700
President: Dr. John Lilley
Nickname: Wolf Pack
Colors: Navy Blue & Silver
Conference: Western Athletic Conference
Arena: Virginia Street Gym (1,800)
Athletic Director: Cary Groth

Head Coach: Devin Scruggs (Pacific '91)
Phone: 775/784-6900 x258
Record at School: 119-84 (7 years)
Career Record: Same

2003 Record: 16-15, 7-6 WAC (3rd in West Division)
National Finish: None
Starters Returning/Lost: 6+1/1
Letterwinners Returning/Lost: 10/4

Media Relations Contact: Jack Kuestermeyer
Email: jkuester@unr.edu
Media Relations Phone: 775/784-6900 x244
Media Relations FAX: 775/784-4386
Press Row Phone: 775/327-5132

Opponent Information

Brown

Sept. 11 in Davis (Aggie Invitational)

Location: Providence, R.I.
Founded: 1764
Enrollment: 5,711
President: Ruth Simmons
Nickname: Bears
Colors: Brown, Red & White
Conference: Ivy
Arena: Pizzitola Center
Athletic Director: TBA

Head Coach: Diane Short (Rhode Island '86)
Phone: 401/863-7418
Record at School: 120-151 (11 years)
Career Record: Same

2003 Record: 4-18
National Finish: None
Starters Returning/Lost: Not available
Letterwinners Returning/Lost: 9/5

Media Relations Contact: Christine O'Brien
Email: TBA
Media Relations Phone: 401/863-2219
Media Relations FAX: 401/863-1436
Press Row Phone: None

Montana

Sept. 11 in Davis (Aggie Invitational)

Location: Missoula, Mont.
Founded: 1893
Enrollment: 13,352
President: Dr. George Dennison
Nickname: Grizzlies
Colors: Maroon & Silver
Conference: Big Sky
Arena: West Auxiliary Gym (1,218)
Athletic Director: Marie Porter (interim)

Head Coach: Nikki Best (Nebraska '94)
Phone: 406/243-4397
Record at School: 35-67 (4 years)
Career Record: 88-100 (6 years)

2003 Record: 7-19, 2-12 Big Sky (8th)
National Finish: None
Starters Returning/Lost: 3/4
Letterwinners Returning/Lost: 6/5

Media Relations Contact: Joel Carlson
Email: joel.carlson@mso.umt.edu
Media Relations Phone: 406/243-5414
Media Relations FAX: 406/243-6859
Press Row Phone: 406/370-9669

Utah Valley State

Sept. 16 at Nike Portland Invitational

Location: Orem, Utah
Founded: 1941
Enrollment: 25,000
President: Dr. William A. Sederburg
Nickname: Wolverines
Colors: Forest Green, Gold & White
Conference: Independent
Arena: Activity Center (2,000)
Athletic Director: Mike Jacobsen

Head Coach: Sam Atoa (Brigham Young '88)
Phone: 801/863-8657
Record at School: 10-14 (1 year)
Career Record: 148-45 (5 years)

2003 Record: 10-14
National Finish: None
Starters Returning/Lost: 4-2
Letterwinners Returning/Lost: 7/6

Media Relations Contact: Todd Fairbourne
Email: Fairboto@uvsc.edu
Media Relations Phone: 801/863-8644
Media Relations FAX: 801/863-8813
Press Row Phone: None

Portland State

Sept. 17 at Nike Portland Invitational

Location: Portland, Ore.
Founded: 1946
Enrollment: 23,117
President: Daniel Bernstine
Nickname: Vikings
Colors: Green, White & Silver
Conference: Big Sky
Arena: Peter W. Stott Center (1,500)
Athletic Director: Tom Burman

Head Coach: Jeff Mozzachi (UC Berkeley '80)
Phone: 503/725-3853
Record at School: 315-119 (12 years)
Career Record: 411-208 (17 years)

2003 Record: 14-14, 3-11 Big Sky (6th)
National Finish: None
Starters Returning/Lost: 5/2
Letterwinners Returning/Lost: 12/5

Media Relations Contact: Mike Lund
Email: lundm@pdx.edu
Media Relations Phone: 503/725-5602
Media Relations FAX: 503/725-5610
Press Row Phone: 503/725-5597

Univ. of Portland

Sept. 18 at Nike Portland Invitational

Location: Portland, Ore.
Founded: 1901
Enrollment: 3,200
President: Rev. E. William Beauchamp, C.S.C.
Nickname: Pilots
Colors: Purple & White
Conference: West Coast Conference
Arena: Chiles Center (5,000)
Athletic Director: Larry Williams II, J.D.

Head Coach: Doug Sparks
Phone: 503/943-7117
Record at School: 38-75 (4 years)
Career Record: Same

2003 Record: 11-18, 1-13 WCC (7th)
National Finish: None
Starters Returning/Lost: 5/1
Letterwinners Returning/Lost: 10/2

Media Relations Contact: Julie Natale
Email: natale@up.edu
Media Relations Phone: 503/943-7731
Media Relations FAX: 503/943-7242
Press Row Phone: 503/943-7527

San Jose State

Sept. 22 in San Jose

Location: San Jose, Calif.
Founded: 1857
Enrollment: 30,068
President: Paul Yu
Nickname: Spartans
Colors: Gold, White & Blue
Conference: Western Athletic Conference
Arena: Event Center (5,000)
Athletic Director: Chuck Bell

Head Coach: Craig Choate (Brigham Young '78)
Phone: 408/924-1242
Record at School: 198-149 (11 years)
Career Record: 227-214 (14 years)

2003 Record: 10-20, 6-7 WAC (4th in West Division)
National Finish: None
Starters Returning/Lost: 3/4
Letterwinners Returning/Lost: 8/4

Media Relations Contact: Amy Villa
Email: eberhard@email.sjsu.edu
Media Relations Phone: 408/924-1216
Media Relations FAX: 408/924-1291
Press Row Phone: 408/924-6470

Opponent Information

Utah State

Sept. 25 in Davis

Location: Logan, Utah
Founded: 1888
Enrollment: 21,490
President: Dr. Kermit L. Hall
Nickname: Aggies
Colors: Navy Blue & White
Conference: Big West Conference
Arena: Dee Glen Smith Spectrum (10,270)
Athletic Director: Randy Spetman

Head Coach: Burt Fuller (Chico State '86)
Phone: 435/797-2063
Record at School: 52-39 (3 years)
Career Record: Same

2003 Record: 18-12, 10-8 Big West (T5th)
National Finish: None
Starters Returning/Lost: 4/3
Letterwinners Returning/Lost: 7/3

Media Relations Contact: Doug Hoffman
Email: doug.hoffman@usu.edu
Media Relations Phone: 735/797-3714
Media Relations FAX: 435/797-2615
Press Row Phone: 435/797-3443

UC Irvine

Oct. 8 in Irvine, Calif.

Location: Irvine, Calif.
Founded: 1962
Enrollment: 24,200
Chancellor: Ralph Cicerone
Nickname: Anteaters
Colors: Blue & Gold
Conference: Big West Conference
Arena: Crawford Court (760)
Athletic Director: Bob Chichester

Head Coach: Charlie Brande (UC Irvine '69)
Phone: 949/824-6682
Record at School: 56-64 (4 years)
Career Record: Same

2003 Record: 24-10, 12-6 Big West (T2nd)
National Finish: NCAA Second Round
Starters Returning/Lost: 6/2
Letterwinners Returning/Lost: 10/2

Media Relations Contact: Fumi Kimura
Email: fkimura@uci.edu
Media Relations Phone: 949/824-9474
Media Relations FAX: 949/824-5260
Press Row Phone: 949/824-5814

Long Beach State

Oct. 9 in Long Beach, Calif.

Location: Long Beach, Calif.
Founded: 1949
Enrollment: 32,126
President: Dr. Robert Maxson
Nickname: 49ers
Colors: Black & Gold
Conference: Big West Conference
Arena: The Pyramid (5,000)
Athletic Director: Bill Shumard

Head Coach: Brian Gimmillaro
Phone: 562/985-8366
Record at School: 529-121 (19 years)
Career Record: Same

2003 Record: 19-11, 12-6 Big West (T2nd)
National Finish: NCAA First Round
Starters Returning/Lost: 5+1/1
Letterwinners Returning/Lost: 14/2

Media Relations Contact: Chris DeConna
Email: cdeconna@csulb.edu
Media Relations Phone: 562/985-8569
Media Relations FAX: 562/985-1549
Press Row Phone: 562/985-4667

Cal St. Northridge

Oct. 16 in Davis, Calif.

Location: Northridge, Calif.
Founded: 1958
Enrollment: 32,596
President: Dr. Jolene Koester
Nickname: Matadors
Colors: Red, Black & White
Conference: Big West Conference
Arena: The Matadome (1,600)
Athletic Director: Richard M. Dull

Head Coach: Jeff Stork (Pepperdine '85)
Phone: 818/677-4104
Record at School: 27-29 (2 years)
Career Record: 49-35 (3 years)

2003 Record: 16-13, 12-6 Big West (T2nd)
National Finish: NCAA First Round
Starters Returning/Lost: 5+1/1
Letterwinners Returning/Lost: 8/2

Media Relations Contact: Matt Monroe
Email: matthew.c.monroe@csun.edu
Media Relations Phone: 818/677-3247
Media Relations FAX: 818/677-4950
Press Row Phone: 818/677-4702

Idaho

Oct. 23 in Davis, Calif.

Location: Moscow, Idaho
Founded: 1889
Enrollment: 12,435
President: Dr. Timothy White
Nickname: Vandals
Colors: Silver & Vandal Gold
Conference: Big West Conference
Arena: Memorial Gym (1,500)
Athletic Director: Rob Spear

Head Coach: Debbie Buchanan (USC '96)
Phone: 208/885-0238
Record at School: 57-60 (4 years)
Career Record: Same

2003 Record: 19-11, 10-8 Big West (T5th)
National Finish: NCAA First Round
Starters Returning/Lost: 5/1
Letterwinners Returning/Lost: 10/3

Media Relations Contact: Amy Rysdam
Email: arysdam@uidaho.edu
Media Relations Phone: 208/885-7065
Media Relations FAX: 208/885-0255
Press Row Phone: TBA

Sacramento State

Oct. 26 in Davis, Calif.

Location: Sacramento, Calif.
Founded: 1947
Enrollment: 28,375
President: Dr. Alexander Gonzalez
Nickname: Hornets
Colors: Green & Gold
Conference: Big Sky
Arena: Horner's Nest (1,200)
Athletic Director: Dr. Terry Wanless

Head Coach: Debby Colberg (Sacramento State '70)
Phone: 916/278-6427
Record at School: 718-261 (28 years)
Career Record: Same

2003 Record: 23-12, 12-2 Big Sky (2nd)
National Finish: NCAA First Round
Starters Returning/Lost: 4/2
Letterwinners Returning/Lost: 9/2

Media Relations Contact: Ryan Bjork
Email: rbjork@csus.edu
Media Relations Phone: 916/278-6896
Media Relations FAX: 916/278-5429
Press Row Phone: 916/278-7531

Opponent Information

Cal St. Fullerton

Oct. 29 in Fullerton, Calif.

Location: Fullerton, Calif.
Founded: 1957
Enrollment: 30,357
President: Dr. Milton A. Gordon
Nickname: Titans
Colors: Navy, Orange & White
Conference: Big West Conference
Arena: Titan Gym (3,500)
Athletic Director: Brian Quinn

Head Coach: Carolyn Zimmerman (Pepperdine '92)
Phone: 714/278-3052
Record at School: 5-26 (1 year)
Career Record: Same

2003 Record: 5-26, 1-17 Big West (10th)
National Finish: None
Starters Returning/Lost: 4/2
Letterwinners Returning/Lost: 9/2

Media Relations Contact: Ryan Ermeling
Email: remeling@fullerton.edu
Media Relations Phone: 714/278-3081
Media Relations FAX: 714/278-3141
Press Row Phone: 714/278-5700

Fresno State

Nov. 11 in Fresno, Calif.

Location: Fresno, Calif.
Founded: 1911
Enrollment: 21,389
President: Dr. John D. Welty
Nickname: Bulldogs
Colors: Bulldog Red & Blue
Conference: Western Athletic Conference
Arena: North Gym (1,401), Save Mart Center (16,116)
Athletic Director: Scott Johnson

Head Coach: Lindy Vivas (UCLA '80)
Phone: 559/278-2837
Record at School: 248-154 (13 years)
Career Record: 320-214 (17 years)

2003 Record: 21-7, 10-3 WAC (2nd)
National Finish: None
Starters Returning/Lost: 4/2
Letterwinners Returning/Lost: 8/5

Media Relations Contact: Jan Winslow
Email: janw@csufresno.edu
Media Relations Phone: 559/278-2509
Media Relations FAX: 559/278-4689
Press Row Phone: 559/278-4316 or 347-3699

Pacific

Nov. 13 in Stockton, Calif.

Location: Stockton, Calif.
Founded: 1851
Enrollment: 6,000
President: Dr. Donald V. DeRosa
Nickname: Tigers
Colors: Orange & Black
Conference: Big West Conference
Arena: Alex G. Spanos Center (6,150)
Athletic Director: Lynn King

Head Coach: Jayne McHugh (Pacific '82)
Phone: 209/946-2389
Record at School: 65-35 (3 years)
Career Record: Same

2003 Record: 18-14, 9-9 Big West (7th)
National Finish: NCAA Second Round
Starters Returning/Lost: 5+1/1
Letterwinners Returning/Lost: 11/4

Media Relations Contact: Mike Dalgety
Email: mdalgety@pacific.edu
Media Relations Phone: 209/946-2289
Media Relations FAX: 209/946-2757
Press Row Phone: 209/946-2865

UC Santa Barbara

Nov. 21 in Davis

Location: Santa Barbara, Calif.
Founded: 1944
Enrollment: 19,080
Chancellor: Dr. Harry Yang
Nickname: Gauchos
Colors: Blue & Gold
Conference: Big West Conference
Arena: Thunderdome (6,000)
Athletic Director: Dr. Gary Cunningham

Head Coach: Kathy Gregory (Cal State L.A. '68)
Phone: 805/893-4881
Record at School: 720-303 (29 years)
Career Record: Same

2003 Record: 19-9, 14-4 Big West (1st)
National Finish: NCAA First Round
Starters Returning/Lost: 4+1/2
Letterwinners Returning/Lost: 10/6

Media Relations Contact: Ben Alkaly
Email: ben.alkaly@athletics.ucsb.edu
Media Relations Phone: 805/893-8603
Media Relations FAX: 805/893-4537
Press Row Phone: 805/893-4361 or 4516

Cal Poly

Nov. 27 in Davis

Location: San Luis Obispo, Calif.
Founded: 1901
Enrollment: 17,500
Chancellor: Dr. Warren J. Baker
Nickname: Mustangs
Colors: Forest Green & Gold
Conference: Big West Conference
Arena: Mott Gymnasium (3,032)
Athletic Director: Alison Cone (interim)

Head Coach: Steve Schlick (UC Santa Barbara '79)
Phone: 805/756-2850
Record at School: 130-97 (8 years)
Career Record: Same

2003 Record: 13-16, 5-13 Big West (8th)
National Finish: None
Starters Returning/Lost: 3/3
Letterwinners Returning/Lost: 8/4

Media Relations Contact: Brian Thurmond
Email: bthurmon@calpoly.edu
Media Relations Phone: 805/756-6531
Media Relations FAX: 805/756-2650
Press Row Phone: 805/756-6751

UC Davis offers more than 100 undergraduate majors – the widest variety of any University of California campus.

Aeronautical Science and Engineering
African American & African Studies
Agricultural Systems and Environment
American Studies
Animal Biology
Animal Science
Animal Science & Management
Anthropology
Applied Physics
Art History
Art Studio
Asian American Studies
Atmospheric Science
Avian Sciences
Biochemical Engineering
Biochemistry & Molecular Biology
Biological Science
Biological Systems Engineering
Biomedical Engineering
Biotechnology
Cell Biology
Chemical Engineering
Chemical Engineering/Material Science Engineering
Chemistry
Chicana/Chicano Studies
Chinese
Civil Engineering
Classical Civilization
Clinical Nutrition
Communication
Community & Regional Development
Comparative Literature
Computational Applied Science
Computer Engineering
Computer Science
Computer Science & Engineering
Crop Science & Management
Design
Dramatic Art
East Asian Studies
Economics
Electrical Engineering
English
Entomology
Environmental & Resource Sciences
Environmental Biology & Management
Environmental Horticulture & Urban Forestry
Environmental Policy Analysis & Planning
Environmental Toxicology
Evolution, Ecology & Biodiversity
Exercise Biology
Fiber & Polymer Science
Film Studies
Food Science
French
Genetics
Geology
German
History
Human Development
Hydrology
International Agricultural Development
International Relations
Italian
Japanese
Landscape Architecture
Linguistics
Managerial Economics
Materials Science & Engineering
Mathematics
Mechanical Engineering
Medieval Studies
Microbiology
Music
Native American Studies
Natural Sciences
Nature & Culture
Neurobiology, Physiology & Behavior
Nutrition Science
Optical Science & Engineering
Philosophy
Physics
Plant Biology
Political Science
Psychology
Religious Studies
Russian
Sociology
Soil & Water Science
Spanish
Statistics
Textiles & Clothing
Viticulture & Enology
Wildlife, Fish & Conservation Biology
Women and Gender Studies

THIS IS UC DAVIS

ACADEMICS

UC Davis comprises three colleges (Agricultural & Environmental Sciences, Engineering, Letters & Science), five professional schools (Education, Law, Management, Medicine, Veterinary Medicine) plus the Division of Biological Sciences.

With 103 undergraduate majors and 80 graduate programs, the university offers the most expansive and diverse range of academics among any of the University of California campuses. Additionally, students also have the opportunity to combine majors or customize their field of study by creating an individual major.

For those interested in graduate degrees – whether it be a master's degree or a doctorate – UC Davis offers advising services to help students craft their education toward those goals. An estimated 86 percent of UC Davis students applying to graduate schools earn acceptance to either their first or second choices.

RANKINGS

UC Davis ranks 11th among public universities, according to *U.S. News & World Report*, and 16th by the National Research Council. Furthermore, the National Science Foundation places the university 15th in the nation in research funding, and *Money* magazine considered UC Davis as one of the West's top "best buys".

Additionally, the Gourman Report rated the genetics department at No. 1, while *U.S. News & World Report* ranked the College of Engineering as No. 13 among its peers.

COMMUNITY

With a population of approximately 60 thousand, Davis is widely known for being a safe, active and socially innovative community.

The downtown area boasts a multitude of specialty shops, restaurants, theaters and art galleries; while the city's numerous parks offer recreational opportunities for active students.

ACTIVITIES

On campus, UC Davis students can rally around the highly successful athletics department by joining the Aggie Pack spirit organization, or enjoy a first-class performance at the Robert & Magrit Mondavi Center for the Performing Arts.

The university also offers hundreds of student clubs and organizations, including cultural clubs, fraternities and sororities, faith-based organizations and the Associated Students of UC Davis student government.

For the active Aggie, students may participate in the diverse intramural sports program or join one of the 30-plus sports clubs. In 2004, the Activities & Recreation Center (ARC) opened its doors, providing the campus with its own state-of-the-art fitness venue.

In April, UC Davis hosts Picnic Day, an annual student-run open house. The popular event showcases all that the campus has to offer, attracting students, staff, faculty, parents, alumni and members of the surrounding communities.

GETTING AROUND

Nestled just southwest of Sacramento, the city of Davis rests just 15 minutes from an international airport, and contains a downtown station serviced by Greyhound and Amtrak. Centrally located in the Sacramento Valley, the town sits equally close to both the finest ski resorts and the Pacific Ocean's top beaches.

Within Davis and its neighboring towns, both Yolo-bus and the student-operated Unitrans bus systems offer free transportation to registered undergraduates.

The town boasts more bicycles per capita than any other city in the nation. More than 50 miles of bike paths make the entire town conducive to both riders and pedestrians.

www.ucdavis.edu



SERVING THE UC DAVIS STUDENT-ATHLETE



STUDENT-ATHLETE GUIDANCE SERVICES

204 Hickey Gym • (530) 752-3259

UC Davis ranks among the leaders in NCAA Postgraduate Scholarship Awards and Academic All-District/America honorees. Student-Athlete Guidance Services deserves much of the credit for these accomplishments.

The SAGS office started in 1988 with a single staff member serving as a centralized resource for academic advising, eligibility information and campus referrals. The office has since expanded to include additional academic advisors, an athletic aid coordinator, an assistant eligibility coordinator and an administrative assistant. It is headed by Pam Gill-Fisher, senior associate director of athletics.

The SAGS office provides a range of services to student-athletes on all 26 intercollegiate athletics teams, including assistance with course and major selection as well as interpretation and clarification of eligibility rules and issues.

UC Davis student-athletes typically have a minimum of three academic advisors: an athletic academic advisor assigned by sport, a college advisor, and a major

advisor (if the student has a declared major). Although appointments with the athletic academic advisors are not mandatory at UC Davis, student-athletes might choose to see their athletic academic advisor for issues including:

- Balancing academic and athletic expectations
- General education (GE) requirements
- Dropping/adding courses
- Time management/study skills
- Assistance completing the mandatory Academic Plan Form
- Study hall for student-athletes
- Personal issues that affect academic performance
- Choosing a major/career
- Declaring or changing a major
- Campus resources
- Exploration of opportunities beyond athletics
- Preparation for graduate programs
- Preparation and application for NCAA Postgraduate Scholarships and other national awards



*Michelle Roppeau
Director of Athletic
Academic Advising*

ATHLETIC TRAINING / SPORTS MEDICINE

Dick Lewis Training Room (115 Hickey Gym) • (530) 752-0647

The Pavilion Training Room • (530) 752-7515

Known collectively as “The Healer of Champions”, the UC Davis athletic training staff comprises four full-time certified athletic trainers, a full-time physical therapist/certified athletic trainer and approximately 24 student athletic trainers. Together, they are responsible for providing medical care to the 800-plus student-athletes that compose UC Davis’ 26 varsity teams.

The student athletic trainers serve two to three years with the program, logging in more than 1,500

hours and gaining valuable clinical education in a hands-on environment. The internship is ideal for any student interested in a graduate program in athletic training, as well as any medical or allied medical profession.

The ARC Pavilion training room contains extensive resources and equipment for the rehabilitation of injured athletes. The staff physical therapist is headquartered there as well.



*Jeff Hogan
Head Athletic Trainer*

OTHER RESOURCES

Cowell Student Health Center	752-2300	Student Disability Center.....	752-3184
Peer Counselors In Athletics (PCA)	754-7103	International House	753-5007
Internship & Career Center	752-2855	Lesbian, Gay, Bisexual & Transgender Resource Center	752-2452
Learning Skills Center.....	752-2013	Women’s Resource & Research Center.....	752-3372
Student Employment Center	752-0520		
Counseling Center.....	752-0871	FINANCIAL SUPPORT	
The House (Peer Counseling).....	752-2790	Undergraduate Scholarship Office	752-2804
Cross Cultural Center	752-4287	Financial Aid Office	752-2390
Education Abroad Center	752-3014	Dean Witter Fund Residential Services.....	752-2033

HOME OF THE AGGIES

The palatial Activities & Recreation Center (ARC) opened its doors during the spring of 2004, offering a wide array of fitness areas, including full-size basketball courts, a multi-use activity center for indoor soccer or hockey, a running/jogging track, weight rooms, aerobics facilities, squash and racquetball courts and a rock-climbing wall.

Additional amenities include a wellness center, student lounges and opportunities for conferences and special events.



ACTIVITIES &
RECREATION CENTER



THE PAVILION

The ARC adjoins the Pavilion (left), formerly known as Recreation Hall, the home venue for UC Davis basketball, volleyball, wrestling and gymnastics, as well as concerts and special events. With a seating capacity of nearly 8,000, the Pavilion ranks as one of the largest on-campus arenas in Northern California.


Recognized in 1999 as “Softball Field of the Year” by the Sports Turf Managers Association, La Rue Field hosted five NCAA West Region Softball Championships in the past decade. Recent additions include batting cages, covered dugouts and improved press areas.

LA RUE FIELD



In January of 2004, the Ted & Rand Schaal Aquatics Center hosted its first event. The complex features an Olympic-sized pool, locker rooms, team rooms, office space and permanent seating for approximately 500 spectators. The aquatics center will allow UC Davis to host championship events, such as this year’s Western Water Polo Association championships.

AGGIE FIELD



Both Aggie Field (left), the home of soccer and lacrosse, and the James & Ann Dobbins Baseball Complex (below) were the result of volunteer efforts dating back to the mid-1980s.

Dobbins boasts one of the finest playing services in Northern California. In 2002, the stadium was enhanced to include a press box, a renovated entrance and permanent concession/restroom facilities.

DOBBINS BASEBALL COMPLEX



TOOMEY WEIGHT ROOM



UC Davis student-athletes welcomed the expanded weight room, located inside Toomey Field. In addition to nearly tripling in size the previous facility, the upgrade also included all new equipment, restrooms and office space.

Built in the 1950s, Toomey Field has hosted numerous championship events for football, track & field and lacrosse. During the 2000 Olympic Trials, standouts Marion Jones and Michael Johnson used the Woody Wilson Track as a practice facility.



TOOMEY FIELD & WOODY WILSON TRACK

FUTURE GAMES

In the upcoming years, UC Davis Athletics will see the opening of two first-class athletics facilities. The Marya Welch Tennis Center (left), an upgrade of the existing Hickey Tennis Courts, began construction in 2004. Long-term plans for the tennis venue include grandstand seating with restroom/concessions.

Aggie football and women's lacrosse will move to a multi-purpose stadium, located adjacent to the Schaal Aquatics Center, as early as the 2006-07 academic year. Initial concept designs call for seating of 10 to 15 thousand spectators, which an eventual build-out to as many as 30,000.



Note: each drawing represents a concept for full build-out. Designs are subject to change.





TRANSITION TO DIVISION I

On March 11, 2003, UC Davis made a historic move in its storied intercollegiate athletics history when Chancellor Larry Vanderhoef announced that the university would reclassify from NCAA Division II to NCAA Division I status and join the Big West Conference. The announcement came after much dis-

sension by campus administrators, faculty, staff and students, as well as alumni and the local community.

Additionally, UC Davis undergraduate students passed the Campus Expansion Initiative, which will help fund the Aggies' growing athletics grant-in-aid program. UC Davis, which began its four-year transition to Division I last fall, will start some competition in the Big West in 2004-05 and is scheduled for full Division I membership in 2007-08.

UC Davis will compete in the Big West Conference in baseball, men's and women's basketball, men's and women's cross country, men's and women's golf, men's and women's soccer, softball, men's and women's swimming & diving, men's and women's tennis, men's and women's track & field and women's volleyball.

Football is a charter member of the Great West Football Conference, women's rowing is a member of the Western Independent Rowing Association, men's and women's water polo will remain in the Western Water Polo Association and women's lacrosse will continue play in the Mountain Pacific Lacrosse League.

Women's gymnastics and men's wrestling – already classified as Division I programs – will continue their participation in the Mountain Pacific Sports Federation and Pacific-10 Conference, respectively.

DIVISION I TIMELINE

Good News

The light at the end of the tunnel brightened when the NCAA Division I Board of Directors approved legislation which will make Aggies eligible to win automatic berths to NCAA Championships beginning their first active year of Division I membership in 2007-08. The Big West Conference-sponsored NCAA 2003-13 passed in August of 2004.

Under previous legislation, the Aggies would have been ineligible to win any automatic berth awarded to the Big West Conference until 2009-10. For men's basketball, the wait was eight years, meaning the Aggies would not be able to win an automatic berth until 2015-16.

2003-04

Provisional First Year

- Compliance with all minimum contests and participation requirements for sports sponsorship set forth in Bylaw 20.9.3.3 (contests and number of participants).
- Submit a formal application and fee.
- Submit a revised strategic plan based on the previously submitted plan.
- Apply Division I legislation to the greatest extent possible.
- Attendance at the NCAA Convention.
- Attendance at an orientation session.
- Submit an annual report and updated strategic plan.
- Considered Division II in scheduling against Division I opponents, Division I against Division II opponents.
- The Campus Expansion Initiative takes effect, contributing an estimated total of \$999,000 – toward athletics grants-in-aid.

2004-05

Provisional Second Year

- Full compliance with all Division I legislation and membership requirements, including scholarship minimums and Division I scheduling.
- Attendance at NCAA convention.
- Attendance at NCAA meeting at the convention to discuss issues impacting Division I.
- Submit an annual report and updated strategic plan by June 30 based on feedback received from the previous year.
- Considered Division I for scheduling against opponents.
- Total athletics grant-in-aid increases to approximately \$2.5 million.
- The portion of the CEI fees designated for athletics increases to generate an estimated total of \$2.03 million in grants-in-aid.

2005-06

Provisional Third Year

- Attendance at the NCAA Convention.
- Attendance at a meeting to be conducted at the NCAA convention to discuss issues impacting Division I members. Institutional representatives required to attend the meeting are the CEO, AD, SWA, FAR, and Compliance Coordinator.
- Completion of an NCAA athletics certification orientation visit.
- Completion of a compliance review conducted by the national office and submission of a report with an institutional response of findings.
- Submit an annual report and updated strategic plan by June 30 based on feedback received from the previous year's annual report.
- The portion of the CEI fees designated for athletics increases to contribute an estimated total of \$3.17 million for athletics grants-in-aid.

2006-07

Provisional Fourth Year

- Successfully complete an NCAA athletics certification self-study and evaluation visit.
- Attendance at the NCAA Convention.
- Attendance at a meeting conducted at the NCAA Convention to discuss issues impacting Division I members.
- Submit an annual report and updated strategic plan by June 30, 2007 based on feedback received from the previous years review.
- The CEI reaches its full implementation. The athletics-designated portion increases to generate an estimated total of \$4.26 million in grants-in-aid.

2007-08

First Year of Division I

- All teams become eligible for conference and NCAA championships.
- Teams become eligible to win Big West automatic berths to NCAA championships.