

2017 UC DAVIS MEN'S SOCCER RECORD BOOK

Quick Facts	1
Head Coach Dwayne Shaffer.....	2
Associate Head Coach Jason Hotaling.....	3
Assistant Coach Chris Leer.....	3
2017 Numerical Roster.....	8

PLAYER CAPSULES

Acevedo, Baringer, Barrett, Boateng, Formico, Hazel.....	4
Higgins, Kibunguchy, Lapsley, Laughlin, Michelson, Power	5
Quintero, Rhode, Salazar, Torres, Wilson, Wright	6
Chan, Mejia, Fidler, Marcotte, Velasquez, Citizen, Rudolph, Haupt.....	7
Carey, Link.....	8

2016 RECAP

Season Results & Team Statistics	9
Individual Statistics	10
Big West Conference Recap	11-13

PROGRAM HISTORY

Individual Records.....	14
Team Records.....	15
Division I-Era Records	16-18
Honor Roll.....	19
Year-by-Year Results	20-23
All-Time Series Records	23
Opponent Series Game-by-Game	24-26
All-Time Letterwinners	27-30

PROGRAM QUICK FACTS

School:..... University of California, Davis (UC Davis)
 Address:..... One Shields Avenue
 Davis, Calif. 95616
 Established/Founded:1905/1908
 Enrollment: 37,395 (Fall 2016)
 Nickname: Aggies
 Colors:..... Yale Blue & Gold
 National Affiliation:..... NCAA Division I
 Conference: Big West Conference
 Home Facility:..... Aggie Soccer Field (1,000)

Chancellor Gary S. May
 Director of Athletics Dr. Kevin Blue (Stanford '05)
 Deputy Director of Athletics Rocko DeLuca (Colorado '99)
 Senior Associate A.D.s
 Student-Athlete Outcomes..... Michael Lorenzen (Maryland '86)
 Associate A.D.s
 Compliance/SWA Katherine Zedonis
 Facilities, Operations Maggie Fenton
 & Capital Projects

Head Coach:..... Dwayne Shaffer (Chico State '88)
 Career Record:..... 197-165-51 (21 years)
 UC Davis Record: 190-155-50 (20 years)
 Coach's Office:..... Cowell Building
 One Shields Avenue
 Davis, Calif. 95616
 Coach's Phone:..... (530) 752-8892
 Coach's E-Mail Address:..... dlshaffer@ucdavis.edu

Associate Head Coach:..... Jason Hotaling (Sonoma State '96)
 Email: jmhotaling@ucdavis.edu
 Assistant Coach:..... Chris Leer (UC Davis '11)
 Email: caleer@ucdavis.edu

Media Relations Contact: Jason Spencer
 Office: (530) 752-2663
 Cell: (714) 904-7547
 Email: jjspencer@ucdavis.edu
 Official Website:..... <http://www.ucdavisaggies.com>

2016 Record:..... 8-9-3, 4-6 (3rd North Division)
 2016 Postseason: Big West Conference First Round
 Letterwinners Ret/Lost: 17 / 7
 Starters Ret/Lost: 8 / 3
 Newcomers..... 10



AGGIE SOCCER FIELD

Aggie Soccer Field has been the home to the UC Davis men's and women's soccer teams since 1985. Built with primarily volunteer time and materials, Aggie Soccer Field is a product of the community's dedication to the sport of soccer.

The stadium bleachers, which have a capacity of 1,000 spectators, are the result of a 10-year project that reached completion in 1997. There are 65 nameplates affixed to the seat backs to recognize major stadium contributors. Additionally, an electronic scoreboard and high-fidelity sound system has been added to the facility.

Furthermore, new restrooms and concessions were added to the baseball/soccer complex during the 2001-02 year. In the summer of 2005, the field was resurfaced with a Bermuda hybrid and a new irrigation system was installed. Mark Lucas, who had previously worked at California, returned to UC Davis to supervise this project.

In 1994, Aggie Soccer Field was among those facilities invited to submit a bid to become a training facilities for the World Cup.

COACHING STAFF



DWAYNE SHAFER

Head Coach
21st Year
Chico State '88

With more than two decades of coaching experience to his name, UC Davis head coach Dwayne Shaffer enters his 21st season at the helm of the men's soccer program in 2017, guiding the Aggies to consistent success both on and off the field.

Since taking over as head coach in 1997, Shaffer's career on the sidelines has been highlighted by recruiting and developing top student-athletes, as the veteran coach has led the Aggies to three NCAA Tournament appearances -- including a pair in the program's first two seasons of eligibility at the Division I level in 2007 and 2008 -- seen two of his charges play in Major League Soccer (Mark Schulte and Quincy Amarikwa), had another (Ryan Shaw) drafted by the MLS, coached three All-Americans, helped 15 players earn 19 All-Far West Region awards, and 12 first-team all-conference laurels.

In the classroom, 12 of his student-athletes have been named to the CoSIDA Academic All-District VIII Team, with four of those going on to earn Academic All-America honors. Highlighting that list is two-time Academic All-American Mustafa Chopin (2011-12) and a pair of recipients of the prestigious NCAA Postgraduate Scholarship in Academic All-American Matt DeJong (2000-01) and two-time Academic All-District award winner Brian Ford (2014-15).

In the Aggies' 10 seasons in an always difficult Big West Conference, they have posted the second-highest conference win total (46) among the league's eight schools and boast the third-highest overall winning percentage (.529) since their debut in 2007. During that span, they have 11 wins and seven draws against nationally ranked competition -- including four results against top-10 competition -- and victories over eventual NCAA semifinalists UCLA in 2011 and New Mexico in 2013.

Leading the only program to make the Big West Tournament in each of the last six seasons -- including a North Division title and an appearance in the championship match in 2012 -- Shaffer was named the conference's coach of the year in 2007 after leading the Aggies to a 12-5-3 overall record, a 7-3-2 mark in conference play, and an NCAA berth in the program's first official Division I campaign, falling to Bay Area rival California, 2-1, after two overtimes.

The next year, Shaffer led the Aggies to a program Division I-record 13 wins and a trip to the second round of the NCAA Tournament, defeating Denver at home for their first postseason win before falling to No. 14 Michigan, 2-1, in the following round.

Individually, a total of 43 student-athletes have been named to the annual All-Big West honor roll, including Offensive Player of the Year in Amarikwa in 2008, Midfielder of the Year Dylan Curtis in 2008, Goalkeeper of the Year Omar Zeenni in 2013, and Freshman of the Year Matt Wiesenfarth in 2011. In addition, Amarikwa and Curtis went on to earn Division I All-America honors in 2008 -- making UC Davis one of just six schools to have multiple All-America selections -- while five student-athletes have earned NSCAA All-Far West Region laurels since that season. Curtis was also named a 2008 Lowe's Senior CLASS Award First-Team Senior All-America selection. Professionally, Shaffer has helped a number of his UC Davis proteges to professional contracts or invitations to MLS training camps.

Aggie Soccer Field has become one of the toughest for opponents to play in, as shown by a nine game win-streak the Aggies posted from Oct. 27, 2007 until Sept. 13, 2009. Over the past 10 seasons, Shaffer's teams have posted a 50-33-16 (.586) home mark and were unbeaten at home during the entire 2008 season.

In his career at UC Davis, Shaffer's teams have nearly averaged double-digit wins and have compiled an overall record of 190-155-50 (.544).

In the Aggies' last six years in the California Collegiate Athletic Association, Shaffer guided the team to two first-place and four second-place finishes. In 1999, he led the Aggies to a school-record 16 victories and the school's first appearance in the NCAA Tournament quarterfinals in 23 years. That year, he was named CCAA Coach of the Year as well as the NSCAA West Region Coach of the Year. The Aggies set a record in 1999 by going unbeaten in 13 consecutive games. In 2006, the university's final year of the Div. I transition, Shaffer's program proved itself worthy of collegiate soccer's highest level. The Aggies won nine games, including a 1-0 victory over the year's eventual NCAA champion, UC Santa Barbara. That win also served as a milestone for Shaffer -- it was his 100th at UC Davis.

Prior to coming to UC Davis, Shaffer spent one season as the head coach at Dayton, where he recruited future MLS player Mark Schulte. Four more of his players were drafted by the A-League. Shaffer's season at Dayton followed a three-year stint as assistant head coach at Clemson, where he helped guide the Tigers to a 47-18-3 record and second-round appearances in the NCAA Div. I tournament. On two occasions, Clemson was ranked the No. 1 team in the nation. At Clemson, Shaffer helped recruit and coach a total of nine players who would go on to play in the MLS. He also helped mentor the nation's leading scorer in 1993 and 1994.

Prior to Clemson, he served four years as head coach at Santa Rosa Junior College where his teams won 52 games. Shaffer coached two All-Americans in his four-year stint at Santa Rosa JC. He also coached the leading scorer in the state as well as the most valuable player of the Northern California region.

Shaffer's standout collegiate playing career, which featured a .795 winning percentage, began at Santa Rosa JC where he was named all-conference and led the team to a two-year record of 39-7-2 and a pair of conference championships. As a sophomore, Shaffer played central defender on a unit that allowed just seven goals in 24 games, including 13 consecutive shutouts. Following Santa Rosa, he went on to play two seasons at Chico State and helped lead the Wildcats to a 29-9-2 record and an NCAA Div. II Tournament appearance as a junior. He has also served as a Region IV Olympic Development Program staff member.

Shaffer earned his bachelor's degree and his master's in physical education with a teaching/coaching emphasis from Chico State in 1988. He enjoys fishing and watching and supporting Major League Soccer. Shaffer and his wife, Lara, have two daughters: Shay and Skye.

SHAFER at UC DAVIS

Year	Overall W-L-T	Conf. W-L-T	Conf. Finish	Postseason
2016	8-9-3	4-6	3rd (BWC-N)	BWT 1st Round
2015	8-10-3	3-4-3	3rd (BWC-N)	BWT Semis
2014	7-4-9	5-3-2	2nd (BWC-N)	BWT 1st Round
2013	9-9-3	4-4-2	2nd (BWC-N)	BWT Semis
2012	10-7-4	7-3	1st (BWC-N)	BWT Final
2011	7-8-4	5-3-2	3rd (BWC)	BWT Semis
2010	6-12-0	4-6	T-5th (BWC)	--
2009	6-12-1	3-6-1	6th (BWC)	--
2008	13-5-4	4-2-4	4th (BWC)	NCAA 2nd Round
2007	12-5-3	7-3-2	2nd (BWC)	NCAA First Round
2006	9-7-2	--	Ind.	(not eligible)
2005	7-10-2	--	Ind.	(not eligible)
2004	6-10-2	--	Ind.	(not eligible)
2003	10-5-4	8-4-2	2nd (CCAA-N)	(not eligible)
2002	13-5-1	9-5-0	2nd (CCAA-N)	--
2001	13-7-1	9-4-1	1st (CCAA-N)	CCAA Final
2000	11-6-2	7-5-2	2nd (CCAA-N)	--
1999	16-3-2	12-0-2	1st (CCAA-N)	NCAA QF
1998	8-13-0	7-7-0	T2nd (CCAA-N)	CCAA Final
1997	11-8-0	8-6-0	3rd (NCAC)	
Totals	190-155-50	106-71-23		
Div.-I	86-81-34	46-40-16		



**JASON
HOTALING**

Associate Head Coach
13th Year
Sonoma State '96

A veteran of the Aggie Soccer Field sidelines with a decade's worth of coaching experience, UC Davis Associate Head Coach Jason Hotaling returns for his 13th season with the Aggies in 2017.

Elevated to his current position in April of 2014, Hotaling's duties include coordinating the program's recruiting efforts, team travel, and scouting, while also working on developing the UC Davis goalkeepers.

"Jason has been on my staff for many years, working his way up from a volunteer assistant to his new position as the associate head coach," Head Coach Dwayne Shaffer said. "He has been instrumental in the development of our outstanding goalkeepers throughout the years and will now assume more responsibility in helping take our program to the next level."

Hotaling has helped engineer the Aggies' successful transition to the Division I level and the always difficult Big West Conference, helping lead UC Davis to a 102-98-38 overall record in his 12 seasons, with a pair of NCAA Tournament appearances in 2007 (first round) and 2008 (second round) and six consecutive trips to the Big West Tournament, winning the conference's North Division and earning a spot into the tournament's championship match in 2012, while gaining the semifinals in 2011, 2013, and 2015.

Under his tutelage, 37 student-athletes have been named to the various All-Big West teams, including five first-team honorees. In only its second full season of play at the Division I level, Hotaling also helped tutor a pair of NSCAA All-Americans in 2008, as Quincy Amarikwa and Dylan Curtis earned second- and third-team honors, respectively.

Four other student-athletes: Amarikwa (2008, first team), Dylan Curtis (2008, first team), Brian Ford (2012, third team), and Omar Zeenni (2013, second team), have also been named to the NSCAA All-Far West Region squad during his time on the sidelines.

In net, Hotaling has coached some of the Aggies best goalkeepers, including UC Davis' first Big West Goalkeeper of the Year honoree in Zeenni following the 2013 season. The record-setting keeper set school career marks for shutouts (18) and saves (220), while ranking second all-time in goals against average (0.98) -- totals that also rank him among the Big West's all-time best following his career.

The 2008 season saw goalkeeper Ryan McCowan allow a program Division I record-low 20 goals (while leading the Big West with a 0.87 GAA), a mark that was later equalled in 2012 behind the combined efforts of Zeenni and Kris Schlutz, while his keepers have posted a sub-1.00 team goals against average on three occasions, including in each of the last two seasons. The Aggies' goalkeepers have also stopped better than 70 percent of the shots against them in five of his nine seasons, including a Division I-record .780 in 2012.

In addition to this duties at UC Davis, Hotaling works as a head coach for the U14 Boys team at FC Elk Grove and with the Olympic Development Program in District 6, coaching and developing players while serving as a state evaluator. He also holds a "B" license, along with an advanced national coaching license and a goalkeeper license, with the NSCAA and has taken leadership and management courses along the way.

After his collegiate playing career at Santa Rosa Junior College and Chico State, Hotaling was a member of the Chico Rooks of the Premier Development League. He then returned to his hometown of Rohnert Park, Calif., where he finished his undergraduate degree at Sonoma State in 1997. Hotaling majored in speech communication with a minor in English.



**CHRIS
LEER**

Assistant Coach
4th Year
UC Davis '11

Former UC Davis letter winner Chris Leer returns to the sidelines as an assistant coach for his fourth season with the 2017 campaign.

Leer returned to his alma mater after spending two seasons as an assistant with the women's soccer program at Augsburg College in Minneapolis, Minn., aiding in the Auggies' recruiting efforts while helping the NCAA Division III program to a 10-3-5 overall record and a No. 25 national ranking, at one point, in 2013.

The year prior, Leer helped guide Augsburg to a 12-5-3 record, a second-place finish in the Minnesota Intercollegiate Athletic Conference, and a No. 5 regional ranking. While in Minnesota, three of his players were selected to the National Soccer Coaches Association of America's Division II All-North Region Team and seven more were chosen to the MIAC all-conference squads, while Augsburg was also a two-time recipient of the NSCAA's Team Academic Award.

As a player, Leer was a four-year letter winner for the Aggies from 2006-09, helping UC Davis to a pair of NCAA Division I Tournament berths in 2007 (First Round) and 2008 (Second Round) while earning All-Big West Honorable Mention honors as a senior. He finished his Aggies career with 13 goals and seven assists (33 points), tying for second on the team in goals (5) as a sophomore and finishing second on the team in both goals (4) and points (12) as a senior, starting all 19 matches.

His coaching career also includes positions with the Minnesota State and Region II Olympic Development Program, the Minneapolis United Soccer Club, and the Tonka United Soccer Club, as well as stops as the head boys junior varsity coach at San Ramon Valley High School in his hometown of Danville, Calif., and the Walnut Creek Soccer Club.

Leer graduated from UC Davis with a degree in communications and sociology in 2011, earning his master's degree in kinesiology/sports and exercise science from the University of Minnesota-Twin Cities in 2013.



MEET THE RETURNING AGGIES



MIGUEL ACEVEDO

Midfielder
6-1 • 170 • Sr.
Pacoima, Calif.
Bishop Alemany HS '14


Year	G/	GS	Goals	Ast	Pts	Shots	Pct.
2014	19/	13	0	0	0	24	.000
2015	21/	4	1	1	3	14	.071
2016	19/	14	1	2	4	17	.059
Totals	59/	31	2	3	7	55	.036



MATT BARINGER

Forward
6-0 • 170 • R-Jr.
Piedmont, Calif.
Piedmont HS '14

Year	G/	GS	Goals	Ast	Pts	Shots	Pct.
2015	21/	15	1	2	4	24	.042
2016	20/	10	1	0	2	33	.030
Totals	41/	25	2	2	6	57	.035



EVAN BARRETT

Wing
5-8 • 160 • Jr.
Sacramento, Calif.
Jesuit HS '14

Year	G/	GS	Goals	Ast	Pts	Shots	Pct.
2014	20/	14	0	0	0	15	.000
2015	20/	20	2	3	7	13	.154
2016	19/	19	2	2	6	16	.125
Totals	59/	53	4	5	13	44	.091



ROY BOATENG

Defender
6-2 • 190 • R-Jr.
Rohnert Park, Calif.
Rancho Cotate HS '14

Year	G/	GS	Goals	Ast	Pts	Shots	Pct.
2015	21/	20	4	1	9	15	.267
2016	20/	20	0	0	0	12	.000
Totals	41/	40	4	1	9	27	.148



MARTE FORMICO

Defender
6-2 • 170 • Fr.
Saratoga, Calif.
Bellarmine College Prep '16

Year	G/	GS	Goals	Ast	Pts	Shots	Pct.
2016	15/	3	0	0	0	0	.000
Totals	15/	3	0	0	0	0	.000



LUKE HAZEL

Midfielder/Forward
5-11 • 165 • So.
Rancho Santa Fe, Calif.
St. Augustine HS '16

Year	G/	GS	Goals	Ast	Pts	Shots	Pct.
2016	4/	1	0	0	0	1	.000
Totals	4/	1	0	0	0	1	.000

MEET THE RETURNING AGGIES



KYLE HIGGINS

Defender
6-3 • 170 • Sr.
Missoula, Mont.
Hellgate HS '14


Year	G/ GS	Goals	Ast	Pts	Shots	Pct.
2014	16/ 0	1	0	2	4	.250
2015	16/ 2	1	1	3	8	.125
2016	18/ 13	5	2	12	25	.200
Totals	50/ 15	7	3	17	37	.189



NABI KIBUNGUCHY

Defender
6-3 • 170 • R-Fr.
Elk Grove, Calif.
Cosumnes Oaks HS '16

Year	G/ GS	Goals	Ast	Pts	Shots	Pct.
2016	4/ 3	0	0	0	3	.000
Totals	4/ 3	0	0	0	3	.000



WALLIS LAPSLEY

Goalkeeper
6-4 • 195 • R-So.
Seattle, Wash.
Lakeside School '15


Year	G/ GS	GA	GAA	ShO	W-L-T	Sv	Min
2016	4/ 2	2	0.98	0	0-1-0	8	184:29
Totals	4/ 2	2	0.98	0	0-1-0	8	184:29



JON LAUGHLIN

Goalkeeper
6-4 • 170 • R-So.
San Jose, Calif.
Leland HS '15

Year	G/ GS	GA	GAA	ShO	W-L-T	Sv	Min
2015							REDSHIRT
2016							DID NOT PLAY
Totals	0/ 0	0	0.00	0	0-0-0	0	0:00



ADAM MICKELSON

Forward
5-11 • 165 • R-Fr.
Missoula, Mont.
Sentinel HS '15

Year	G/ GS	Goals	Ast	Pts	Shots	Pct.
2015						REDSHIRT
2016						DID NOT PLAY
Totals	12/ 1	0	0	0	1	.000




ONAH POWER

Midfielder
6-0 • 165 • R-Sr.
Oakland, Calif.
Oakland Tech '13

Year	G/ GS	Goals	Ast	Pts	Shots	Pct.
2016	18/ 10	0	1	1	2	.000
Totals	18/ 10	0	1	1	2	.000


MEET THE RETURNING AGGIES



BRIAN QUINTERO

Midfielder
6-2 • 165 • Jr.
Bellflower, Calif.
Crespi HS '15

Year	G/	GS	Goals	Ast	Pts	Shots	Pct.
2015	12/	2	0	1	1	2	.000
2016	15/	5	0	2	2	6	.000
Totals	27/	7	0	3	3	8	.000



CHASE RHODE

Defender
6-1 • 180 • Sr.
Apex, N.C.
Wake Forest


Year	G/	GS	Goals	Ast	Pts	Shots	Pct.
2016	20/	20	2	0	4	16	.125
Totals	20/	20	2	0	4	16	.125



GREG SALAZAR

Defender
5-10 • 170 • Sr.
Long Beach, Calif.
Cathedral HS '14


Year	G/	GS	Goals	Ast	Pts	Shots	Pct.
2014	20/	15	0	1	1	6	.000
2015	21/	19	0	1	1	1	.000
2016	20/	20	0	4	4	12	.000
Totals	61/	54	0	6	6	19	.000



LIZANDRO TORRES

Midfielder
6-2 • 165 • Sr.
Stockton, Calif.
Lincoln HS '14

Year	G/	GS	Goals	Ast	Pts	Shots	Pct.
2014	10/	4	0	0	0	4	.000
2015	17/	9	1	0	2	9	.111
2016	15/	0	0	1	1	5	.000
Totals	42/	13	1	1	3	18	.056



NOAH WILSON

Midfielder/Forward
5-11 • 160 • Sr.
Petaluma, Calif.
Casa Grande HS '14

Year	G/	GS	Goals	Ast	Pts	Shots	Pct.
2014	14/	3	0	2	2	7	.000
2015	21/	5	0	2	2	12	.000
2016	20/	17	7	3	17	37	.189
Totals	55/	25	7	7	21	56	.125



JUSTIN WRIGHT

Midfielder
6-0 • 160 • Jr.
Los Angeles, Calif.
Crescenta Valley HS '15


Year	G/	GS	Goals	Ast	Pts	Shots	Pct.
2015	21/	2	1	2	4	21	.048
2016	19/	7	0	2	2	11	.000
Totals	40/	9	1	4	6	32	.031

AGGIE NEWCOMERS




DERREK CHAN

Goalkeeper
6-3 • 190 • Fr.
Cowan Heights, Calif.
Orange Lutheran HS '17



ROBERT MEJIA

Midfielder
5-6 • 180 • Fr.
Denair, Calif.
Central Catholic HS '17



GRANT FIDLER

Midfielder
5-9 • 160 • Fr.
Bakersfield, Calif.
Centennial HS '17



KYLE MARCOTTE

Forward
5-9 • 170 • Fr.
Austin, Texas
Lake Travis HS '17



ANDRES VELASQUEZ

Forward
5-10 • 165 • Fr.
Ceres, Calif.
Central Valley HS '17



JYE CITIZEN

Forward
6-0 • 185 • Fr.
Corona, Calif.
Santiago HS '17



JACOB RUDOLPH

Forward
6-1 • 165 • Fr.
Clovis, Calif.
Buchanan HS '17



JAKE HAUPT

Defender
6-3 • 180 • Fr.
San Diego, Calif.
St. Augustine HS '17

MEET THE NEWCOMERS



KAMERON CAREY

Defender/Winger
5-8 • 150 • Fr.
Lakewood, Wash.
Lakes HS '17



RORY LINK

Midfield/Defender
5-9 • 160 • Fr.
Del Mar, Calif.
Cathedral Catholic HS '17

2017 NUMERICAL ROSTER

No	Player	Pos	Ht	Wt	Yr	Hometown / Previous School(s)	Major
00	Derrek CHAN	6-3	190	GK	Fr.	Cowan Heights, Calif. (Orange Lutheran HS '17)	Undeclared-Exploratory Program
1	Wallis LAPSLEY	6-4	195	GK	R-So.	Seattle, Wash. (Lakeside School '15)	Global Disease Biology
2	Adam MICKELSON	5-11	165	F	R-So.	Missoula, Mont. (Sentinel HS '15)	Sociology
3	Robert MEJIA	5-6	180	M	Fr.	Denair, Calif. (Central Catholic HS '17)	Undeclared-Life Sciences
4	Evan BARRETT	5-8	160	W	Sr.	Sacramento, Calif. (Jesuit HS '14)	Sociology-Organizational Studies
5	Chase RHODE	6-1	180	D	Sr.	Apex, N.C. (Wake Forest)	Political Science
6	Brian QUINTERO	6-2	165	M	Jr.	Bellflower, Calif. (Crespi HS '15)	History
7	Lizandro TORRES	6-2	165	M	Sr.	Stockton, Calif. (Lincoln HS '14)	Managerial Economics
8	Grant FIDLER	5-9	160	M	Fr.	Bakersfield, Calif. (Centennial HS '17)	Chemical Engineering
9	Kyle MARCOTTE	5-9	170	F	Fr.	Austin, Texas (Lake Travis HS '17)	Neurobiology, Physiology & Behavior
10	Noah WILSON	5-11	160	M/F	Sr.	Petaluma, Calif. (Casa Grande HS '14)	Religious Studies
11	Matt BARINGER	6-0	170	F	R-Jr.	Piedmont, Calif. (Piedmont HS '14)	Managerial Economics
12	Justin WRIGHT	6-0	160	M/F	Jr.	Tujunga, Calif. (Crescenta Valley HS '15)	Political Science
13	Andres VELASQUEZ	5-10	165	F	Fr.	Ceres, Calif. (Central Valley HS '17)	Undeclared-Physical Sciences
14	Onah POWER	6-0	165	M	R-Sr.	Oakland, Calif. (Oakland Tech HS '13)	Economics
15	Marte FORMICO	6-2	170	D	So.	Saratoga, Calif. (Bellarmine College Prep '16)	Managerial Economics
16	Jye CITIZEN	6-0	185	F	Fr.	Corona, Calif. (Santiago HS '17)	Managerial Economics
17	Jacob RUDOLPH	6-1	165	F	Fr.	Clovis, Calif. (Buchanan HS '17)	Civil Engineering
18	Nabi KIBUNGUCHY	6-3	170	D	R-Fr.	Elk Grove, Calif. (Cosumnes Oaks HS '16)	Managerial Economics
19	Kyle HIGGINS	6-3	170	D	Sr.	Missoula, Mont. (Hellgate HS '14)	Environmental Science & Management
20	Miguel ACEVEDO	6-1	170	M	Sr.	Pacoima, Calif. (Bishop Alemany HS '14)	Managerial Economics
21	Greg SALAZAR	5-10	170	D	Sr.	Long Beach, Calif. (Cathedral HS '14)	Neurobiology, Physiology & Behavior
22	Roy BOATENG	6-2	190	D	R-Jr.	Rohnert Park, Calif. (Rancho Cotate HS '14)	Managerial Economics
23	Jake HAUPT	6-3	180	D	Fr.	San Diego, Calif. (St. Augustine HS '17)	Biological Sciences
24	Luke HAZEL	5-11	165	M/F	So.	Rancho Santa Fe, Calif. (St. Augustine HS '16)	Undeclared-Humanities
25	Kameron CAREY	5-8	150	D/W	Fr.	Lakewood, Wash. (Lakes HS '17)	Mechanical Engineering
26	Jon LAUGHLIN	6-4	170	GK	R-So.	San Jose, Calif. (Leland HS '15)	Managerial Economics
27	Rory LINK	5-9	160	M/D	Fr.	Del Mar, Calif. (Cathedral Catholic HS '17)	Economics

COACHING STAFF

Head Coach	Dwayne SHAFFER (21st Season), Chico State '88
Associate Head Coach	Jason HOTALING (13th Season), Sonoma State '96
Assistant Coach	Chris LEER (4th Season), UC Davis '11
Athletic Trainer	Melissa HUGHES

2016 RESULTS & TEAM STATISTICS

Date	Opponent	W/L/T	Score	Overall	Conf.	Att.	UC Davis goals (assists)
Aug. 26	SAN JOSE STATE	T (2ot)	0-0	0-0-1		535	--
Sept. 1	at Pacific	W	2-0	1-0-1		515	Kristian Heptner (penalty); Kristian Heptner (Barrett)
Sept. 4	at San Francisco	L	1-2	1-1-1		788	Own Goal
Sept. 9	at San Diego	T (2ot)	0-0	1-1-2		351	--
Sept. 11	at Loyola Marymount	L	0-2	1-2-2		342	--
Sept. 15	at CSU Bakersfield	W	3-2	2-2-2		608	Matt Baringer (Wilson); Noah Wilson; Kyle Higgins
Sept. 18	PORTLAND	W	1-0	3-2-2		523	Kristian Heptner (penalty)
Sept. 22	! SAINT MARY'S	W (ot)	2-1	4-2-2		521	Noah Wilson (penalty); Chase Rhode (Salazar)
Sept. 24	! #18 UTAH VALLEY	L	0-1	4-3-2		356	--
Sept. 29	at CSUN*	L	1-2	4-4-2	0-1	537	Noah Wilson (penalty)
Oct. 1	at UC Irvine*	W	3-2	5-4-2	1-1	456	Evan Barrett (Quintero, Wright); Noah Wilson (Wright, Salazar); Chase Rhode (Heptner, Wilson)
Oct. 6	UC RIVERSIDE*	L	1-2	5-5-2	1-2	910	Kyle Higgins (Barrett)
Oct. 8	CAL STATE FULLERTON*	W	3-0	6-5-2	2-2	310	Kristian Heptner (Salazar); Miguel Acevedo (Torres); Kyle Higgins (MacNamara)
Oct. 12	at Cal Poly*	L	1-2	6-6-2	2-3	320	Dash MacNamara (Higgins)
Oct. 15	at Sacramento State*	W	3-1	7-6-2	3-3	463	Kristian Heptner (Acevedo, Salazar); Evan Barrett (Quintero, Higgins); Kyle Higgins
Oct. 19	UC SANTA BARBARA*	L (ot)	1-2	7-7-2	3-4	352	Kyle Higgins (Acevedo, Wilson)
Oct. 22	SACRAMENTO STATE*	L	1-2	7-8-2	3-5	853	Steven Guzman (MacNamara)
Oct. 26	CAL POLY*	L (ot)	1-2	7-9-2	3-6	400	Noah Wilson (Guzman)
Oct. 30	at UC Santa Barbara*	W	1-0	8-9-2	4-6	1806	Noah Wilson (Power)
Nov. 5	\$ at Cal State Fullerton	T (2ot)	1-1	8-9-3		491	Noah Wilson (Heptner)

* Big West Conference game

! Copa de Causeway (Davis, Calif. & Sacramento, Calif.)

\$ Big West Tournament - First Round (Fullerton, Calif.)

SUMMARY

Overall	8-9-3
Big West	4-6
Home	3-5-1
Away	5-4-2
Neutral	0-0
Overtime	1-2-3
More shots	6-3-2
Led at halftime	3-2
Trailed at halftime	1-3
Tied at halftime	4-4-3
In overtime	1-2
In double overtime	0-0-3
Scored first	7-3

SCORING BY PERIOD

Period	1	2	OT	O2	-	Tot
AGGIES	12	13	1	0	-	26
Opponents	11	11	2	0	-	24

SHOTS BY PERIOD

Period	1	2	OT	O2	-	Tot
AGGIES	129	127	6	5	-	267
Opponents	98	101	10	4	-	213

TEAM STATISTICS

SHOT STATISTICS	AGGIES	OPP
Goals-Attempts:	26-267	24-213
Shot pct:	.097	.113
Shots on goal:	109-267	83-213
Goals/game:	1.30	1.20
Shots/game:	13.4	10.6
Assists	24	21
GOAL BREAKDOWN		
Total goals	26	24
Penalty	4	3
Goals off corners	0	1
Overtime	1	2
CORNER KICKS	87	89
PENALTY KICKS	4-5	3-4
PENALTIES		
Fouls	245	274
Yellow Cards	42	41
Red Cards	1	1
ATTENDANCE	4760	6677
Dates/Avg.	9/529	11/607
Neutral Site/Avg.	0/0	

2016 INDIVIDUAL STATISTICS

SCORING

No.	Player	GP/	GS	Goals	Ast	Pts	Shots	Pct.	SOG
10	NOAH WILSON	20/	17	7	3	17	37	.189	16
23	Kristian Heptner	20/	15	5	2	12	45	.111	20
19	KYLE HIGGINS	18/	13	5	2	12	25	.200	15
4	EVAN BARRETT	19/	19	2	2	6	16	.125	5
5	CHASE RHODE	20/	20	2	0	4	16	.125	2
20	MIGUEL ACEVEDO	19/	14	1	2	4	17	.059	6
9	Dashiell MacNamara	19/	19	1	2	4	12	.083	2
21	GREG SALAZAR	20/	20	0	4	4	12	.000	5
16	Steven Guzman	15/	0	1	1	3	10	.100	3
11	MATT BARINGER	20/	10	1	0	2	33	.030	16
12	JUSTIN WRIGHT	19/	7	0	2	2	11	.000	6
6	BRIAN QUINTERO	15/	5	0	2	2	6	.000	2
7	LIZANDRO TORRES	15/	0	0	1	1	5	.000	1
13	ONAH POWER	18/	10	0	1	1	2	.000	0
22	ROY BOATENG	20/	20	0	0	0	12	.000	6
18	NABI KIBUNGUCHY	4/	3	0	0	0	3	.000	2
25	Evan Alvarez	6/	0	0	0	0	2	.000	0
24	LUKE HAZEL	4/	1	0	0	0	1	.000	0
17	Justin Leavitt	12/	1	0	0	0	1	.000	0
14	Connor Willis-Hong	20/	2	0	0	0	1	.000	1
15	MARTE FORMICO	15/	3	0	0	0	0	.000	0
8	Enrique Sanchez-Madrigal	6/	1	0	0	0	0	.000	0
	AGGIES	20		26	24	76	267	.097	109
	Opponents	20		24	21	69	213	.113	83

GOALKEEPERS

No.	Player	GP/	GS	Min	GA	Avg.	Sv	Pct.	W-L-T	ShO
00	WALLIS LAPSLEY	4/	2	184:29	2	0.98	8	.800	0-1-0	0
1	Armando Quezada	20/	18	1683:04	22	1.18	49	.690	8-8-3	6
	TEAM						2			
	AGGIES	20		1867:33	24	1.16	59	.711	8-9-3	6
	Opponents	20		1867:33	26	1.25	83	.761	9-8-3	4

MISCELLANEOUS

GAME-WINNING GOALS

Kristian Heptner 3, Chase Rhode 2, Kyle Higgins 1, Evan Barrett 1, Noah Wilson 1

OVERTIME GOALS

Chase Rhode 1

PENALTY KICKS

Noah Wilson 2-3, Kristian Heptner 2-2

2017 RETURNEES IN ALL CAPS

2016 BIG WEST CONFERENCE RECAP

STANDINGS

NORTH DIVISION

	Conference						Overall					
	W	L	T	Pts	GF	GA	W	L	T	Pct.	GF	GA
UC Santa Barbara (\$)	6	1	3	21	13	8	10	7	3	.575	31	28
Sacramento State	4	5	1	13	9	12	9	8	3	.525	22	28
UC DAVIS	4	6	0	12	16	15	8	9	3	.475	26	24
Cal Poly	3	5	2	11	9	12	5	9	3	.382	15	21

SOUTH DIVISION

	Conference						Overall					
	W	L	T	Pts	GF	GA	W	L	T	Pct.	GF	GA
CSUN (%)(^)	5	2	3	18	15	11	9	7	5	.548	26	25
Cal State Fullerton	4	3	3	15	11	11	10	9	4	.522	30	28
UC Riverside	4	5	1	13	11	9	9	10	1	.475	26	24
UC Irvine	3	6	1	10	14	20	5	13	1	.289	20	38

\$ - Regular Season Champion (North Division)

% - Regular Season Champion (South Division)

^ - Big West Tournament Champion

ALL-CONFERENCE

FIRST TEAM

Nick DePuy	Sr.	F	UC Santa Barbara
Justin Dhillon	Sr.	F	Cal Poly
Alex Heilmann	Sr.	F	Cal State Fullerton
Ahinga Selemani	Jr.	F	UC Santa Barbara
Josue Espana	Sr.	M	UC Santa Barbara
Kevin Feucht	Jr.	M	UC Santa Barbara
Romario Lomeli	Sr.	M	UC Riverside
Juan Fernando Samayoa	Sr.	M	CSUN
Ricardo Covarrubias	Sr.	D	Cal State Fullerton
Patrick Hickman	Sr.	D	CSUN
Thomas Janjigian	Sr.	D	UC Irvine
Kody Wakasa	Sr.	D	Cal Poly
Kevin Marquez	Sr.	GK	CSUN

SECOND TEAM

Alex Bettencourt	Sr.	F	Sacramento State
KRISTIAN HEPTNER	So.	F	UC DAVIS
KYLE HIGGINS	Jr.	F	UC DAVIS
Nate Nugen	Sr.	F	Sacramento State
Paul Geyer	Jr.	M	Sacramento State
Ross McPhie	So.	M	Cal State Fullerton
NOAH WILSON	Jr.	M	UC DAVIS
Stephen Copley	Sr.	D	UC Riverside
Philipp Dominique	Sr.	D	UC Riverside
DASHIELL MACNAMARA	Sr.	D	UC DAVIS
James Del Curto	Jr.	GK	Sacramento State

HONORABLE MENTION

Eduardo Sanchez	So.	F	UC Riverside
Ruben Alvarez	Sr.	M	Cal State Fullerton
EVAN BARRETT	Jr.	M	UC DAVIS
Ivan Canales	So.	M	UC Irvine
Ruben Duran	Sr.	M	Cal Poly
Christian Enriquez	Fr.	M	Cal Poly
Ronaldo Pineda	So.	M	Cal State Fullerton
Emmanuel Usen, Jr.	Jr.	M	CSUN
ROY BOATENG	So.	D	UC DAVIS
Robert Coronado	Jr.	D	Cal State Fullerton
Randy Mendoza	Jr.	D	UC Santa Barbara
Andy Perez	Sr.	D	UC Santa Barbara
John Quintanilla	Sr.	D	Sacramento State
Gabe Robinson	Sr.	D	CSUN
Matthew Tilley	Sr.	D	UC Irvine
David Elias	Sr.	GK	Cal State Fullerton
Eric Kam	Jr.	GK	Cal Poly
Titouan Le Roux	Fr.	GK	UC Santa Barbara
Vincent Morales	Jr.	GK	UC Riverside

ALL-FRESHMAN TEAM

Lamar Batista	D	UC Santa Barbara
Noah Billingsley	F	UC Santa Barbara
Rei Dowart	F	Cal State Fullerton
Christian Enriquez	M	Cal Poly
Mac Harrington	D	Sacramento State
Kenny Higgins	M	Cal Poly
Titouan Le Roux	GK	UC Santa Barbara
Jose Ortiz	F	UC Irvine
Edwin Quiroz	F	CSUN
Eduardo Sanchez	F	UC Riverside
Christian Webb	M	Sacramento State

AWARDS

Midfielder of the Year: Kevin Feucht, UC Santa Barbara

Offensive Player of the Year: Nick DePuy, UC Santa Barbara

Defensive Player of the Year: Patrick Hickman, CSUN

Goalkeeper of the Year: Kevin Marquez, CSUN

Coach of the Year: Terry Davila, CSUN

Freshman of the Year: Christian Enriquez, Cal Poly

2016 BIG WEST CONFERENCE RECAP

POINTS

		G	Gls	Ast	Pts	Avg.
1.	Alex Heilmann, CSF	23	12	2	26	1.13
2.	Kevin Feucht, UCSB	20	11	2	24	1.20
3.	Romario Lomeli, UCR	20	6	9	21	1.05
4.	Juan Samayoa, CSUN	21	6	6	18	0.86
5.	Justin Dhillon, CP	17	7	3	17	1.00
	Alex Bettencourt, SAC	19	7	3	17	0.89
	NOAH WILSON, UCD	20	7	3	17	0.85
8.	Ahinga Selemani, UCSB	20	7	2	16	0.80
9.	Ivan Ramirez, SAC	18	5	4	14	0.78
	Nick DePuy, UCSB	20	6	2	14	0.70

POINTS/GAME

		G	Gls	Ast	Pts	Avg.
1.	Kevin Feucht, UCSB	20	11	2	24	1.20
2.	Alex Heilmann, CSF	23	12	2	26	1.13
3.	Romario Lomeli, UCR	20	6	9	21	1.05
4.	Justin Dhillon, CP	17	7	3	17	1.00
5.	Alex Bettencourt, SAC	19	7	3	17	0.89
6.	Juan Samayoa, CSUN	21	6	6	18	0.86
7.	NOAH WILSON, UCD	20	7	3	17	0.85
8.	Ahinga Selemani, UCSB	20	7	2	16	0.80
9.	Ivan Ramirez, SAC	18	5	4	14	0.78
10.	Luis Leon, UCI	11	3	2	8	0.73

GOALS

		G	Gls	Avg.
1.	Alex Heilmann, CSF	23	12	0.52
2.	Kevin Feucht, UCSB	20	11	0.55
3.	Justin Dhillon, CP	17	7	0.41
	Alex Bettencourt, SAC	19	7	0.37
	NOAH WILSON, UCD	20	7	0.35
	Ahinga Selemani, UCSB	20	7	0.35
7.	Nick DePuy, UCSB	20	6	0.30
	Romario Lomeli, UCR	20	6	0.30
	Juan Samayoa, CSUN	21	6	0.29
10.	Nate Nugen, SAC	18	5	0.28
	KYLE HIGGINS, UCD	18	5	0.28
	Ivan Ramirez, SAC	18	5	0.28
	KRISTIAN HEPTNER, UCD	20	5	0.25

ASSISTS

		G	Ast	Avg.
1.	Romario Lomeli, UCR	20	9	0.45
2.	Josue Espana, UCSB	20	7	0.35
3.	Ivan Canales, UCI	18	6	0.33
	Juan Samayoa, CSUN	21	6	0.29
	Robert Coronado, CSF	22	6	0.27
6.	Thomas Janjigian, UCI	19	5	0.26
	Ricardo Ruiz, UCR	20	5	0.25
	Trevor Jackson, SAC	20	5	0.25
9.	Ivan Ramirez, SAC	18	4	0.22
	Emmanuel Usen, Jr., CSUN	18	4	0.22
	GREG SALAZAR, UCD	20	4	0.20

SHOTS

		G	No	Avg.
1.	Nick DePuy, UCSB	20	63	3.15
2.	Ahinga Selemani, UCSB	20	51	2.55
3.	Ronaldo Pineda, CSF	16	48	3.00
4.	Justin Dhillon, CP	17	47	2.76
5.	Giovanni Godoy, UCI	18	45	2.50
	KRISTIAN HEPTNER, UCD	20	45	2.25
7.	Kevin Feucht, UCSB	20	43	2.15
8.	Nate Nugen, SAC	18	39	2.17
	Robert Coronado, CSF	22	39	1.77
10.	Alex Bettencourt, SAC	19	37	1.95
	NOAH WILSON, UCD	20	37	1.85
	Ross McPhie, CSF	23	37	1.61

SAVES

		G	No	Avg.
1.	Vincent Morales, UCR	20	102	5.10
2.	Kevin Marquez, CSUN	21	99	4.71
3.	James Del Curto, SAC	19	79	4.16
4.	Titouan Le Roux, UCSB	18	65	3.61
5.	Elliot Farmer, UCI	13	51	3.92
6.	ARMANDO QUEZADA, UCD	20	49	2.45
7.	Eric Kam, CP	15	42	2.80
8.	David Elias, CSF	13	38	2.92
9.	Paul Andre Guerin, CSF	10	24	2.40
10.	Alex Waldron, UCI	8	21	2.62

SHUTOUTS

		G	No	Avg.
1.	ARMANDO QUEZADA, UCD	20	6	0.30
2.	Titouan Le Roux, UCSB	18	5	0.28
	Vincent Morales, UCR	20	5	0.25
4.	Kevin Marquez, CSUN	21	4	0.19
5.	James Del Curto, SAC	19	3	0.16
	Eric Kam, CP	15	3	0.20
7.	Paul Andre Guerin, CSF	10	2	0.20
	David Elias, CSF	13	2	0.15
9.	Alex Waldron, UCI	8	1	0.12
	Elliot Farmer, UCI	13	1	0.08

SAVE PERCENTAGE

		G	Sv	GA	Pct.
1.	Vincent Morales, UCR	20	102	24	.810
2.	Kevin Marquez, CSUN	21	99	25	.798
3.	James Del Curto, SAC	19	79	25	.760
4.	Titouan Le Roux, UCSB	18	65	25	.722
5.	David Elias, CSF	13	38	15	.717
6.	Eric Kam, CP	15	42	17	.712
7.	ARMANDO QUEZADA, UCD	20	49	22	.690
8.	Alex Waldron, UCI	8	21	11	.656
9.	Elliot Farmer, UCI	13	51	27	.654
10.	Paul Andre Guerin, CSF	10	24	13	.649

GOALS AGAINST AVG.

		G	GA	Min	GAA
1.	David Elias, CSF	13	15	1289	1.05
2.	Eric Kam, CP	15	17	1411	1.08
3.	Kevin Marquez, CSUN	21	25	2022	1.11
4.	Vincent Morales, UCR	20	24	1848	1.17
5.	ARMANDO QUEZADA, UCD	20	22	1683	1.18
6.	James Del Curto, SAC	19	25	1764	1.28
7.	Paul Andre Guerin, CSF	10	13	916	1.28
8.	Titouan Le Roux, UCSB	18	25	1698	1.32
9.	Alex Waldron, UCI	8	11	625	1.58
10.	Elliot Farmer, UCI	13	27	1105	2.20

2016 BIG WEST CONFERENCE RECAP

POINTS

	G	Pts.	Avg.
1. UC Santa Barbara	20	91	4.55
2. Cal State Fullerton	23	83	3.61
3. UC Riverside	20	79	3.95
4. UC DAVIS	20	76	3.80
5. CSUN	21	72	3.43
6. Sacramento State	20	67	3.35
7. UC Irvine	19	63	3.32
8. Cal Poly	17	44	2.59

GOALS

	G	Gls	Avg.
1. UC Santa Barbara	20	31	1.55
2. Cal State Fullerton	23	30	1.30
3. UC DAVIS	20	26	1.30
UC Riverside	20	26	1.30
CSUN	21	26	1.24
6. Sacramento State	20	22	1.10
7. UC Irvine	19	20	1.05
8. Cal Poly	17	15	0.88

GOALS/GAME

	G	Gls.	Avg.
1. UC Santa Barbara	20	31	1.55
2. Cal State Fullerton	23	30	1.30
3. UC Riverside	20	26	1.30
UC DAVIS	20	26	1.30
5. CSUN	21	26	1.24
6. Sacramento State	20	22	1.10
7. UC Irvine	19	20	1.05
8. Cal Poly	17	15	0.88

ASSISTS

	G	Ast	Avg.
1. UC Santa Barbara	20	29	1.45
2. UC Riverside	20	27	1.35
3. UC DAVIS	20	24	1.20
4. Sacramento State	20	23	1.15
Cal State Fullerton	23	23	1.00
UC Irvine	19	23	1.21
7. CSUN	21	20	0.95
8. Cal Poly	17	14	0.82

ASSISTS/GAME

	G	Ast	Avg.
1. UC Santa Barbara	20	29	1.45
2. UC Riverside	20	27	1.35
3. UC Irvine	19	23	1.21
4. UC DAVIS	20	24	1.20
5. Sacramento State	20	23	1.15
6. Cal State Fullerton	23	23	1.00
7. CSUN	21	20	0.95
8. Cal Poly	17	14	0.82

SHOTS

	G	Shots	Avg.
1. Cal State Fullerton	23	306	13.30
2. UC DAVIS	20	267	13.35
3. UC Irvine	19	252	13.26
4. UC Santa Barbara	20	250	12.50
5. CSUN	21	219	10.43
6. Sacramento State	20	211	10.55
7. UC Riverside	20	195	9.75
8. Cal Poly	17	186	10.94

GOALS ALLOWED

	G	GA	Avg.
1. Cal Poly	17	21	1.24
2. UC DAVIS	21	24	1.20
3. CSUN	21	25	1.19
4. UC Riverside	20	26	1.30
5. Cal State Fullerton	23	28	1.22
Sacramento State	20	28	1.40
UC Santa Barbara	20	28	1.40
8. UC Irvine	19	38	2.00

GOALS AGAINST AVG.

	G	GA	Min	Avg.
1. CSUN	21	25	2022:06	1.11
2. Cal State Fullerton	23	28	2205:16	1.14
3. UC DAVIS	20	24	1867:33	1.16
4. Cal Poly	17	21	1590:44	1.19
5. UC Riverside	20	26	1862:58	1.26
6. UC Santa Barbara	20	28	1878:12	1.34
7. Sacramento State	20	28	1860:00	1.35
8. UC Irvine	19	38	1730:00	1.98

SAVES

	G	SV	Avg.
1. UC Riverside	20	106	5.30
2. CSUN	21	101	4.81
3. Sacramento State	20	85	4.25
4. UC Irvine	19	74	3.89
5. UC Santa Barbara	20	73	3.65
6. Cal State Fullerton	23	66	2.87
7. UC DAVIS	20	59	2.95
8. Cal Poly	17	52	3.06

SHUTOUTS

	G	ShO	Avg.
1. UC Riverside	20	6	0.30
UC DAVIS	20	6	0.30
3. UC Santa Barbara	20	5	0.25
4. Sacramento State	20	4	0.20
CSUN	21	4	0.19
Cal State Fullerton	23	4	0.17
7. Cal Poly	17	3	0.18
UC Irvine	19	3	0.16

FOULS

	G	Fouls	Avg.
1. Cal State Fullerton	23	303	13.17
2. CSUN	21	298	14.19
3. UC Santa Barbara	20	295	14.75
4. UC Irvine	19	285	15.00
5. UC Riverside	20	269	13.45
6. Sacramento State	20	250	12.50
7. UC DAVIS	20	245	12.25
8. Cal Poly	17	197	11.59

CORNERS

	G	CK	Avg.
1. Cal State Fullerton	23	149	6.48
2. Sacramento State	20	93	4.65
3. UC Irvine	19	92	4.84
4. UC DAVIS	20	87	4.35
5. UC Santa Barbara	20	85	4.25
6. CSUN	21	77	3.67
UC Riverside	20	77	3.85
8. Cal Poly	17	67	3.94

SINGLE-GAME

GOALS

1.	David Davis	5, vs. College of Notre Dame, 1989
T2.	Sule Anibaba	3, vs. Pittsburgh, 9/2/07
T2.	Sean Buchanan	3, at Cal Poly Pomona, 10/3/99
T2.	James Brusca	3, vs. College of Notre Dame, 9/26/95
T2.	Peter Faeth	3, vs. Cal State Stanislaus, 11/2/93
T2.	Peter Faeth	3, vs. Cal State Bakersfield, 9/21/93
T2.	Jake Gwin	3, vs. College of Notre Dame, 10/9/90

ASSISTS

1.	Kevin Schulte	4, vs. Cal Poly, 10/31/10
----	---------------	---------------------------

POINTS

1.	David Davis	10, vs. College of Notre Dame, 1989
----	-------------	-------------------------------------

SEASON

GOALS

1.	Peter Faeth, 1993	22
2.	Ryan Shaw, 2003	16
T3.	Quincy Amarikwa, 2008	15
T3.	Nikki Bagheri, 1990	15
T3.	Nikki Bagheri, 1989	15

ASSISTS

T1.	Dylan Curtis, 2008	11
T1.	Nikki Bagheri, 1989	11
T3.	Eli Carter, 2001	10
T3.	Ramon Estevez, 1993	10
T3.	Matt DeJong, 1999	10

POINTS

1.	Peter Faeth, 1993 (22-7)	51
2.	Nikki Bagheri, 1989 (15-11)	41
3.	Nikki Bagheri, 1990 (15-5)	35
4.	Ryan Shaw, 2003 (16-2)	34
5.	Quincy Amarikwa, 2008 (15-1)	31

SHUTOUTS

1.	Barry Wong, 1991	12
T2.	Ryan McCowan, 2008	8
T3.	Armando Quezada, 2016	6
T3.	Omar Zeenni, 2012	6
T3.	Nic Platter, 2002	6
T3.	Jason Kong, 1999	6
T3.	Brian Hocking, 1993	6

GOALS AGAINST AVG. (Minimum 1,000 minutes)

1.	Barry Wong, 1991 (14/1830)	0.69
2.	Jason Kong, 1999 (14/1748)	0.72
3.	Armando Quezada, 2014 (10/1198:12)	0.751
4.	Brian Hocking, 1993 (10/1194)	0.754
5.	Nic Platter, 2002 (16/1689)	0.85

SAVES

1.	Brian Hocking, 1992	123
2.	Barry Wong, 1991	113
3.	Charles Warne, 2004	75
4.	Omar Zeenni, 2012	69
5.	Ryan McCowan, 2008	65

2016 Records in **BOLD**
Current players in ALL CAPS

CAREER

GOALS

1.	Ryan Shaw, 2001-04	43
2.	Peter Faeth, 1990-93	39
3.	Nikki Bagheri, 1989-90	30
4.	Quincy Amarikwa, 2005-08	31
T5.	Sean Buchanan, 1998-01	28
T5.	Matt DeJong, 1997-00	28

ASSISTS

1.	Matt DeJong, 1997-00	26
T2.	Dylan Curtis, 2005-08	17
T2.	Eli Carter, 1999-02	17
4.	Nikki Bagheri, 1989-90	16
T5.	Ramon Estevez, 1993-94	14
T5.	Peter Faeth, 1990-93	14

POINTS

1.	Ryan Shaw, 2001-04	98
2.	Peter Faeth, 1990-93	92
3.	Matt DeJong, 1997-00	82
4.	Nikki Bagheri, 1989-90	76
5.	Quincy Amarikwa, 2005-08	69

SHUTOUTS

1.	Omar Zeenni, 2010-13	18
2.	Nic Platter, 2000-03	17
T3.	Armando Quezada, 2013-16	13
T3.	Jason Kong, 1998-01	13
T3.	Barry Wong, 1990-91	13
5.	Ryan McCowan, 2007-10	11

GOALS AGAINST AVG. (Min. 2 years & 2,000 mins.)

1.	Barry Wong, 1990-91	0.71
2.	Omar Zeenni, 2010-13	0.98
3.	Brian Hocking, 1992-93	0.99
4.	Nic Platter, 2000-03	1.01
5.	Armando Quezada, 2012-16	1.08
6.	Kris Schultz, 2011-15	1.10
7.	Jason Kong, 1998-01	1.13

SAVES

1.	Omar Zeenni, 2010-13	220
2.	Nic Platter, 2000-03	195
3.	Jason Kong, 1998-01	188
4.	Ryan McCowan, 2007-10	166
5.	Jason Pitts, 1994-97	164

MISCELLANEOUS

Consecutive Wins.....	6, (3x) last from 9/7/08 to 9/27/08
Consecutive Losses	6, (2x) last from 9/17/10 to 10/6/10
Consecutive Ties.....	4 (2x), last from 9/19/14 to 10/9/14
Unbeaten Streak	13, from 9/18/99 to 10/30/99 (11-0-2)
Winless Streak	6, 9/17/10 to 10/6/10
Consecutive Shutout Wins	5, from 9/18/99 to 9/26/99
Consecutive Shutout Losses.....	3, (3x) last from 9/16/12 to 9/28/12
Consecutive OT Games.....	7, from 9/5/14 to 9/28/14
Best Season Start	4-0-0, (2x) last in 2000
Worst Season Start	0-5-1 in 1994
Best Goals Avg.....	2.75 (55 goals, 20 games), 1990
Best Goals Allowed Avg.....	0.70 (14 goals, 20 games), 1991
Most Victories	16-3-2 in 1999
Most Losses	6-12-0 in 2010
.....	6-12-1 in 2009
Most Ties	9, 2014
Most Shutout Wins.....	12, 1991
Most Shutout Losses.....	8, 2013

SINGLE-GAME SCORING

AGGIES

1. vs. College of Notre Dame.....	10/9/90	13-0
2. vs. College of Notre Dame.....	11/4/89.....	12-0
T3. vs. Cal State Los Angeles.....	10/14/00.....	8-2
T3. at College of Notre Dame.....	10/11/89.....	8-0
T5. vs. Pacific.....	9/20/15.....	6-0
T5. vs. Indiana-Purdue Fort Wayne	9/14/07.....	6-0
T5. at San Francisco State	10/30/02	6-1
T5. vs. Cal State Stanislaus.....	9/14/99.....	6-0
T5. vs. College of Notre Dame	10/22/97.....	6-0
T5. vs. Cal State Bakersfield.....	9/21/93.....	6-1
T5. vs. College of Notre Dame	10/19/91.....	6-0
T5. vs. San Francisco State	10/24/90.....	6-2

OPPONENTS

T1. at Seattle.....	8/28/15	0-6
T1. at Cal State Hayward.....	10/5/88	5-6
T3. WASHINGTON	8/26/06	0-5
T3. CAL STATE NORTHRIDGE	11/11/05	0-5
T3. vs. Cal Poly.....	9/21/91	2-5
T3. vs. San Francisco State.....	9/28/88	4-5

2016 Records in **BOLD**
Home games in ALL CAPS



Ryan Shaw broke Peter Faeth's career scoring record in 2004, finishing with 43 overall.

DIVISION I ERA RECORDS

Since 2007

SINGLE-SEASON

TOTAL POINTS

1. Quincy Amarikwa, 2008 (15-1)	31
2. Dylan Curtis, 2008 (5-11)	21
3. Lucas Mohageg, 2015 (7-4)	18
4. NOAH WILSON, 2016 (7-3)	17
Sule Anibaba, 2007 (8-1)	17
6. Nicholas Lind, 2007 (5-4)	14
7. Matt Wiesenfarth, 2013 (6-1)	13
Matt Sheldon, 2013 (6-1)	13
Matt Wiesenfarth, 2011 (5-3)	13
Lance Patterson, 2010 (6-1)	13
Paul Marcoux, 2009 (5-3)	13
Paul Marcoux, 2007 (5-3)	13

POINTS PER GAME

1. Quincy Amarikwa, 2008 (31 pts./21 gms.)	1.48
2. Dylan Curtis, 2008 (21/22)	0.95
3. Lucas Mohageg, 2015 (18/21)	0.86
4. NOAH WILSON, 2016 (17/20)	0.85
Sule Anibaba, 2007 (17/20)	0.85

GOALS

1. Quincy Amarikwa, 2008	15
2. Sule Anibaba, 2007	8
3. NOAH WILSON, 2016	7
Lucas Mohageg, 2015	7
5. Matt Sheldon, 2013	6
Matt Wiesenfarth, 2013	6
Lance Patterson, 2010	6

GOALS PER GAME

1. Quincy Amarikwa, 2008 (15 goals/21 gms.)	0.71
2. Sule Anibaba, 2007 (8/20)	0.40
3. Lance Patterson, 2010 (6/17)	0.352
4. NOAH WILSON, 2016 (7/20)	0.350
5. Lucas Mohageg, 2015 (7/21)	0.33

GAME-WINNING GOALS

1. Quincy Amarikwa, 2008	5
2. KRISTIAN HEPTNER, 2016	3
Lucas Mohageg, 2015	3
Matt Sheldon, 2013	3
John Joslin, 2010	3
Matt Wiesenfarth, 2013	3

ASSISTS

1. Dylan Curtis, 2008	11
2. Kevin Schulte, 2010	6
3. Alex Aguiar, 2011	5
4. GREG SALAZAR, 2016	4
Lucas Mohageg, 2015	4
Nicholas Lind, 2007	4
Ian Palmer, 2013	4
Ian Conklin, 2007	4
Paul Marcoux, 2008	4
Chris Leer, 2009	4
Alex Henry, 2012	4

ASSISTS PER GAME

1. Dylan Curtis, 2008 (11 asst./22 gms.)	0.50
2. Kevin Schulte, 2010 (6/17)	0.35
3. Alex Aguiar, 2011 (5/19)	0.26
4. Chris Leer, 2009 (4/19)	0.21
Nicholas Lind, 2007 (4/19)	0.21

SHOTS

1. Quincy Amarikwa, 2008	78
2. Matt Wiesenfarth, 2015	48
3. KRISTIAN HEPTNER, 2016	45
4. Quincy Amarikwa, 2007	44
5. Lance Patterson, 2010	43

PENALTY KICKS MADE

1. Sule Anibaba, 2007	5
2. NOAH WILSON, 2016	2
KRISTIAN HEPTNER, 2016	2
Lucas Mohageg, 2015	2
Ramon Martin Del Campo, 2014	2
Ryan Gross, 2013	2
Dylan Curtis, 2008	2

PENALTY KICKS ATTEMPTED

1. Sule Anibaba, 2007	6
2. NOAH WILSON, 2016	3
Lucas Mohageg, 2015	3
Dylan Curtis, 2008	3
Ramon Martin Del Campo, 2014	3

MINUTES PLAYED

1. Brian Ford, 2014	2,014
2. Ryan McCowan, 2008	1,988
3. Brian Ford, 2012	1,968
4. Jordan Vanderpoorten, 2008	1,958
5. Ryan Gross, 2014	1,952

SAVES

1. Omar Zeenni, 2012	69
2. Omar Zeenni, 2011	66
3. Ryan McCowan, 2008	65
4. Omar Zeenni, 2013	56
5. Ryan McCowan, 2009	53

SAVES PER GAME

1. Omar Zeenni, 2011 (66 saves/19 gms.)	3.47
2. Omar Zeenni, 2012 (69/20)	3.45
3. Armando Quezada, 2014 (44/13)	3.38
4. Brian Wickers, 2007 (38/12)	3.17
5. Ryan McCowan, 2009 (53/17)	3.12

SAVE PERCENTAGE

1. Armando Quezada, 2014 (44 saves/10 GA)	.815
2. Kris Schultz, 2014 (26/6)	.812
3. Omar Zeenni, 2012 (69/19)	.784
4. Omar Zeenni, 2013 (56/17)	.767
5. Ryan McCowan, 2008 (65/20)	.765

GOALS AGAINST AVG. (Min 1,000 minutes)

1. Armando Quezada, 2014 (10 GA/1198 min.)	0.75
2. Ryan McCowan, 2008 (20/2077)	0.87
3. Omar Zeenni, 2012 (19/1885)	0.91
4. Omar Zeenni, 2013 (17/1651)	0.93
5. Omar Zeenni, 2011 (22/1825)	1.08

WINS

1. Ryan McCowan, 2008 (13-5-4)	13
2. Omar Zeenni, 2012 (10-6-4)	10
3. Armando Quezada, 2016 (8-8-3)	8
Omar Zeenni, 2013 (8-8-2)	8
4. Omar Zeenni, 2011 (7-8-4)	7

SHUTOUTS

1. Ryan McCowan, 2008	8
2. Armando Quezada, 2016	6
Omar Zeenni, 2012	6
4. Armando Quezada, 2014	5
Omar Zeenni, 2013	5

GOALKEEPER MINUTES PLAYED

1. Ryan McCowan, 2008	2,076
2. Omar Zeenni, 2012	1,884
3. Omar Zeenni, 2011	1,821
4. Armando Quezada, 2016	1,681
5. Omar Zeenni, 2013	1,650
6. Ryan McCowan, 2009	1,511
7. Kris Schultz, 2015	1,357
8. Armando Quezada, 2014	1,195
9. Brian Wickers, 2007	995
10. Ryan McCowan, 2007	882

2016 Records in **BOLD**

Current players in **ALL CAPS**



Major League Soccer veteran Quincy Amarikwa posted 31 points as a senior, a program high for the Division I era of UC Davis men's soccer.

DIVISION I ERA RECORDS

Since 2007

CAREER

TOTAL POINTS

1. Quincy Amarikwa, 2007-08 (20g-3a)	43
2. Matt Wiesenfarth, 2011-15 (17g-8a)	42
3. Matt Sheldon, 2011-14 (15-7)	37
4. Paul Marcoux, 2007-09 (12-10)	34
5. Chris Leer, 2007-09 (13-5)	31

POINTS PER GAME

1. Quincy Amarikwa, 2007-08 (43/38)	1.13
2. Dylan Curtis, 2007-08 (30/41)	0.73
3. Sule Anibaba, 2007-08 (29/41)	0.71
4. Paul Marcoux, 2007-09 (34/60)	0.57
5. Chris Leer, 2007-09 (31/58)	0.53

GOALS

1. Quincy Amarikwa, 2007-08	20
2. Matt Wiesenfarth, 2011-15	17
3. Matt Sheldon, 2011-14	15
4. Sule Anibaba, 2007-08	13
Chris Leer, 2007-09	13

GOALS PER GAME

1. Quincy Amarikwa, 2007-08 (20/38)	0.53
2. Sule Anibaba, 2007-08 (13/41)	0.32
3. Chris Leer, 2007-09 (13/58)	0.22
4. Paul Marcoux, 2007-09 (12/60)	0.20
Miles Hadley, 2007-09 (5/25)	0.20

GAME-WINNING GOALS

1. Matt Wiesenfarth, 2011-15	7
Matt Sheldon, 2011-14	7
Quincy Amarikwa, 2007-08	7
4. Ryan Gross, 2012-15	5
5. Lucas Mohageg, 2012-15	4
Dashiell MacNamara, 2012-16	4
John Joslin, 2008-12	4
Dylan Curtis, 2007-08	4
Paul Marcoux, 2007-09	4

ASSISTS

1. Dylan Curtis, 2007-08	14
2. Ryan Gross, 2012-15	11
3. Alex Aguiar, 2010-13	10
Paul Marcoux, 2007-09	10
5. Matt Wiesenfarth, 2011-15	8

ASSISTS PER GAME

1. Dylan Curtis, 2007-08 (14 asst./41 gms.)	0.34
2. Ian Conklin, 2007-08 (7/39)	0.18
3. Paul Marcoux, 2007-09 (10/60)	0.17
4. Ryan Gross, 2012-15 (11/83)	0.13
5. Alex Aguiar, 2010-13 (10/79)	0.13

SHOTS

1. Matt Wiesenfarth, 2011-15	153
2. Alex Aguiar, 2010-13	128
3. Matt Sheldon, 2011-14	124
4. Quincy Amarikwa, 2007-08	122
5. Paul Marcoux, 2007-09	96

PENALTY KICKS MADE

1. Sule Anibaba, 2007-08	5
2. NOAH WILSON, 2014-pres.	2
Kristian Heptner, 2015-16	2
Alex Aguiar, 2010-13	2
Ryan Gross, 2012-15	2
Lucas Mohageg, 2012-15	2
Ramon Martin Del Campo, 2011-14	2
Dylan Curtis, 2007-08	2

PENALTY KICKS ATTEMPTED

1. Sule Anibaba, 2007-08	6
2. NOAH WILSON, 2014-pres.	3
Lucas Mohageg, 2012-15	3
Ryan Gross, 2012-15	3
Dylan Curtis, 2007-08	3
Ramon Martin Del Campo, 2011-14	3

GAMES PLAYED

1. Matt Wiesenfarth, 2011-15	86
2. Ryan Gross, 2012-15	83
3. Matt Sheldon, 2011-14	81
4. Alex Aguiar, 2010-13	79
5. Brian Ford, 2011-14	78

MINUTES PLAYED

1. Ryan Gross, 2012-15	7,401
2. Brian Ford, 2011-14	7,374
3. Ramon Martin Del Campo, 2011-14	6,312
4. Omar Zeenni, 2010-13	6,105
5. Alex Aguiar, 2010-13	5,831

SAVES

1. Omar Zeenni, 2010-13	220
2. Ryan McCowan, 2007-10	166
3. Armando Quezada, 2012-16	128
4. Kris Schultz, 2011-15	70

SAVES PER GAME

1. Omar Zeenni, 2010-13 (220 saves/69 gms.)	3.19
2. Ryan McCowan, 2007-10 (166/57)	2.91
3. Kris Schultz, 2011-15 (70/25)	2.80
4. Armando Quezada, 2012-16 (128/47)	2.72

SAVE PERCENTAGE

1. Omar Zeenni, 2010-13 (220/68)	.764
2. Armando Quezada, 2012-16 (128/46)	.736
3. Kris Schultz, 2011-15 (70/28)	.714
4. Ryan McCowan, 2007-10 (166/72)	.697

GOALS AGAINST AVG. (Min. 2,000 minutes)

1. Omar Zeenni, 2010-13 (68/6238)	0.98
2. Armando Quezada, 2012-16 (46/3834)	1.08
3. Kris Schultz, 2011-15 (28/2299)	1.10
4. Ryan McCowan, 2007-10 (72/5056)	1.28

WINS

1. Omar Zeenni, 2010-13	29
2. Ryan McCowan, 2007-10	25
3. Armando Quezada, 2012-16	17
4. Kris Schultz, 2011-15	7

SHUTOUTS

1. Omar Zeenni, 2010-13	18
2. Armando Quezada, 2012-16	13
3. Ryan McCowan, 2007-10	11

GOALKEEPER MINUTES PLAYED

1. Omar Zeenni, 2010-13	6,230
2. Ryan McCowan, 2007-10	5,046
3. Armando Quezada, 2012-16	3,826
4. Kris Schultz, 2011-15	2,295

ED NOTE: All records based on two years at the Division I level.



A two-time All-Big West Conference honoree and a 2012 All-Far West Region third-team selection, defender Brian Ford logged more playing time than any other player during the Aggies' Division I era.

INDIVIDUAL SINGLE GAME

POINTS

1. Sule Anibaba 6 vs. Pittsburgh, 9/2/07
2. 20 Players Tied 4 (Last: Kristian Heptner at Pacific, 9/1/16)

GOALS

1. Sule Anibaba 3 vs. Pittsburgh, 9/2/07
2. 18 Players Tied 2 (Last: Kristian Heptner at Pacific, 9/1/16)

ASSISTS

1. Kevin Schulte 4 vs. Cal Poly, 10/30/10
2. **13 Players Tied 2 (Last: JUSTIN WRIGHT at UC Irvine, 10/1/16)**

SHOTS

1. Chris Leer 8 vs. Cal Poly, 10/31/09
2. **MATT BARINGER 7 vs. Sacramento State, 10/22/16**
Quincy Amariqwa 7 at Cal State Fullerton, 10/8/08
Michael Garrick 7 at Oregon State, 9/17/10
Matt Wiesenfarth 7 at UC Riverside, 11/5/11

SAVES

1. Armando Quezada 7 vs. UC Irvine, 10/10/15
- Ryan McCowan 7 vs. Cal Poly, 11/10/07
- Ryan McCowan 7 at Michigan, 11/25/08
- Ryan McCowan 7 at San Diego State, 9/21/08
- Ryan McCowan 7 vs. Portland, 9/24/10
- Brian Wickers 7 at Xavier, 8/31/07
- Brian Wickers 7 at UC Santa Barbara, 10/12/07
- Omar Zeenni 7 vs. CSU Bakersfield, 9/11/01
- Omar Zeenni 7 vs. Tulsa, 9/14/12
- Omar Zeenni 7 at New Mexico, 9/27/13

TEAM SINGLE GAME

POINTS

1. 17 - vs. Pacific, 9/20/15
2. 15 - vs. IPFW, 9/14/07
3. 14 - vs. Cal Poly, 10/30/10
4. **11 - at UC Irvine, 10/1/16**
11 - vs. Denver, 11/22/08
11 - vs. Michigan State, 9/7/08

GOALS

1. 6 - vs. Pacific, 9/20/15
- 6 - vs. IPFW, 9/14/07
2. 4 - vs. Denver, 11/22/08
- 4 - vs. Cal Poly, 10/30/10
- 4 - vs. Pittsburgh, 9/2/07
- 4 - vs. Michigan State, 9/7/08
- 4 - vs. Oakland, 9/15/07
- 4 - vs. Air Force, 9/27/08

ASSISTS

1. 6 - vs. Cal Poly, 10/30/10
2. **5 - at UC Irvine, 10/1/16**
5 - vs. Pacific, 9/20/15
4. **4 - at Sacramento State, 10/15/16**
4 - at UC Riverside, 10/13/13
4 - vs. Central Arkansas, 9/6/09

SHOTS

1. 27 - vs. CS Fullerton, 10/13/08
2. 26 - at Sacramento State, 10/25/14
- 26 - vs. CSU Bakersfield, 9/8/13
4. 25 - vs. San Francisco, 9/27/15
5. **24 - vs. UC Riverside, 10/6/16**
24 - vs. CSU Bakersfield, 9/4/15
24 - vs. Seattle, 9/2/11
24 - vs. Oregon State, 9/9/11
24 - vs. Air Force, 9/9/14

SAVES

1. 8 - at UC Santa Barbara, 10/12/07
2. 7 - vs. UC Irvine, 10/10/15
- 7 - vs. Wisconsin, 9/6/15
- 7 - at Xavier, 8/31/07
- 7 - vs. Cal Poly, 11/10/07
- 7 - at Michigan, 11/25/08
- 7 - at UC Riverside, 10/18/08
- 7 - vs. CSU Bakersfield, 9/11/11
- 7 - vs. Tulsa, 9/14/12
- 7 - at San Diego State, 9/21/08
- 7 - vs. Portland, 9/24/10
- 7 - at New Mexico, 9/27/13

TEAM SEASON RECORDS

POINTS

1. 2007 (44g-28a) 116
2. 2008 (37-27) 101
3. 2015 (29-26) 84
4. **2016 (26-24) 76**
5. 2012 (23-18) 64
6. 2009 (20-20) 60
7. 2013 (20-18) 58
8. 2011 (19-19) 57
9. 2014 (20-15) 55
10. 2010 (18-18) 54

GOALS

1. 2007 44
2. 2008 37
3. 2015 29
4. **2016 26**
5. 2012 23
6. 2013 20
- 2014 20
- 2009 20
9. 2011 19
10. 2010 18

ASSISTS

1. 2007 28
2. 2008 27
3. 2015 26
4. **2016 24**
5. 2009 20
6. 2011 19
7. 2013 18
- 2012 18
- 2010 18
10. 2014 15

SHOTS

1. 2007 (44 goals) 300
2. 2008 (37 goals) 296
3. 2015 (29 goals) 293
4. 2013 (20 goals) 286
5. 2014 (20 goals) 272
6. **2016 (26 goals) 267**
7. 2012 (23 goals) 264
8. 2011 (19 goals) 253
9. 2010 (18 goals) 213
10. 2009 (20 goals) 203

SHOTS PER GAME

1. 2007 (20 gm-300 shots) 15.00
2. 2015 (21-293) 13.95
3. 2013 (21-286) 13.62
4. 2014 (20-272) 13.60
5. 2008 (22-296) 13.45
6. **2016 (20-267) 13.35**
7. 2011 (19-253) 13.32
8. 2012 (21-264) 12.57
9. 2010 (18-213) 11.83
10. 2009 (19-203) 10.68

SHOTS ON GOAL

1. 2015 (29 goals) 135
2. 2007 (44) 126
3. 2008 (37) 119
4. 2014 (20) 112
5. **2016 (26) 109**
6. 2013 (20) 104
7. 2012 (23) 101
8. 2011 (19) 97
9. 2009 (20) 88
10. 2010 (18) 79

PENALTY KICKS MADE

1. 2007 5
2. **2016 4**
3. 2015 2
- 2014 2
- 2013 2
- 2008 2

PENALTY KICKS ATTEMPTED

1. 2007 6
2. **2016 5**
3. 2015 4
4. 2014 3
- 2008 3
- 2013 3
- 2011 3

SAVES

1. 2015 (31 GA) 75
2. 2014 (16 GA) 74
3. 2012 (20 GA) 71
4. 2011 (23 GA) 68
- 2008 (20 GA) 68
6. 2013 (21 GA) 64
- 2007 (31 GA) 64
8. 2009 (30 GA) 63
9. **2016 (24 GA) 59**
10. 2010 (27 GA) 58

SAVES PER GAME

1. 2014 (20 games) 3.70
2. 2011 (19) 3.58
3. 2015 (21) 3.57
4. 2012 (21) 3.38
5. 2009 (19) 3.32

SAVE PERCENTAGE

1. 2014 (16 GA, 74 Saves)822
2. 2012 (20 GA, 71 Saves)780
3. 2008 (20 GA, 68 Saves)773
4. 2013 (21 GA, 64 Saves)753
5. 2011 (23 GA, 68 Saves)747

GOALS AGAINST AVG.

1. 2014 (16 GA, 2047 Min.) 0.70
2. 2008 (20 GA, 2077 Min.) 0.87
3. 2012 (20 GA, 1975 Min.) 0.91
4. 2013 (21 GA, 1969 Min.) 0.96
5. 2011 (23 GA, 1848 Min.) 1.12

WINS

1. 13 (13-5-4) 2008
2. 12 (12-5-3) 2007
3. 10 (10-7-4) 2012
4. 9 (9-9-3) 2013
5. **8 (8-9-3) 2016**
8 (8-10-3) 2015

SHUTOUTS

1. 8 2008
2. 7 2014
3. **6 2016**
6 2013
6 2012

GAMES PLAYED

1. 22 2008
2. 21 2015
- 21 2012
- 21 2013
4. **20 2016**
20 2014
20 2007

AGGIE HONOR ROLL

ALL-AMERICANS

2008	Quincy Amarikwa	Second Team, NSCAA
2008	Dylan Curtis	Third Team, NSCAA
1999	Sean Buchanan	Third Team, NSCAA
1993	Tom Amick	Second Team, NSCAA
1991	Matt Nolen	Second Team, NSCAA
1958	Jose Maria Urichohec	Hon. Mention, NSCAA
1948	Rodolpho Neuhaus	Hon. Mention, NSCAA

NCAA POSTGRADUATE SCHOLARSHIPS

2014	Brian Ford
------	------------

ACADEMIC ALL-AMERICA/ALL-DISTRICT

2014	Brian Ford	First Team All-District VIII
2012	Mustafa Chopan	Second-Team All-America
	Brian Ford	First-Team All-District VIII
2011	Mustafa Chopan	Third-Team All-America
2009	Mustafa Chopan	First-Team All-District VIII
2008	Dylan Curtis	Third-Team All-America
2003	Johnny Yau	First-Team All-District VIII
2002	Eli Carter	First-Team All-District VIII
2002	Derrick Thomas	First-Team All-District VIII
2001	Matt DeJong	Third Team All-America
1999	Matt DeJong	All-District VIII
1998	Matt DeJong	All-District VIII
1993	Tom Amick	All-District VIII
1988	Peter Nutson	Honorable Mention, adidas

ALL-REGION

2014	Ramon Martin del Campo	Third Team, NSCAA
2013	Omar Zeenni	Second Team, NSCAA
2012	Brian Ford	Third Team, NSCAA
2008	Quincy Amarikwa	First Team, NSCAA
	Dylan Curtis	First Team, NSCAA
2003	Ryan Shaw	First Team, NSCAA
	Yuta Tanaka	Second Team, NSCAA
2002	Ryan Shaw	First Team, NSCAA
	Peter Barrick	Second Team, NSCAA
2001	Zak Matteoli	Second Team, NSCAA
	Jeremy Warner	Second Team, NSCAA
2000	Sean Buchanan	Second Team, NSCAA
	Matt DeJong	First Team, NSCAA
1999	Sean Buchanan	First Team, NSCAA
	Brian Cane	First Team, NSCAA
	Matt DeJong	Second Team, NSCAA
	Jason Kong	Second Team, NSCAA
1998	Matt DeJong	Third Team, NSCAA
1997	Bobby Hernandez	Second Team, NSCAA
1996	Carlos Escobar	First Team, CoSIDA
	Demian Ludington	Second Team, CoSIDA
1994	Brett Burns	First Team, NSCAA
1993	Tom Amick	First Team, NSCAA
	Peter Faeth	First Team, NSCAA
	Geronimo Jimenez	Third Team, NSCAA
1992	Matt Nolen	First Team, NSCAA
1991	Matt Nolen	Second Team, NSCAA
1988	Peter Nutson	Second Team, NSCAA
1987	Peter Nutson	Second Team, NSCAA

ALL-CONFERENCE FIRST TEAM

2015	Lucas Mohageg
2013	Omar Zeenni
2011	Lance Patterson
2008	Quincy Amarikwa
2008	Dylan Curtis
2003	Ryan Shaw
2002	Ryan Shaw
2001	Jeremy Warner
2000	Sean Buchanan
	Matt DeJong
1999	Sean Buchanan
	Brian Cane
	Jason Kong
1998	Bobby Hernandez
1997	Bobby Hernandez
1995	James Brusca
	Chris Corbett
1994	Brett Burns
	Keely Wachs
1993	Tom Amick
	Peter Faeth
1992	Tom Amick
	Matt Nolen
1991	Matt Nolen
	Barry Wong
1990	Nikki Bagheri
	Matt Nolen
1989	Nikki Bagheri
	Bryan Richardson
1988	Tom Hillesland
	Peter Nutson
1987	Dave Davis
	Steve Stanko
1986	Greg Mole
1985	Jesus Rico
	Olaf Elze
	Duncan McMartin
1984	Gregori Lejnicks
	Jerome Watson
	Chris Wilson
1979	Pete Zopfi
	Dean Kinnee
	Tokunbo Thomas
1978	Eric Bruce
1977	Pete Zopfi
	Paul Gamble
	Dirk Denkers
1976	Joe Kitts
	Dirk Denkers
1975	Joe Kitts
	Paul Gamble
	Don Briggs
1974	Jim Pfaf
	Javier Rodriguez
1970	Sakaridr Bhumiratana
	Harley Davis
	Richard Meade
1969	Tom Liddicoat
1968	Bill Rapp
	Francois Faye

CAL AGGIE ATHLETICS HALL OF FAME

Men's Soccer Inductees

Name	Years	Inducted
Ryan Shaw	2001-04	2012
Matt DeJong	1997-00	2011
Peter Faeth	1990-93	2007
Donald Paul Briggs	1974-77	1996
Rolf V. Benirschke	1973-77	1982

YEAR-BY-YEAR SCORES

Since 1990

2016

(8-9-3, 4-6 BWC)

8/26	SAN JOSE STATE	T, 0-0 (2ot)
9/1	at Pacific	W, 2-0
9/4	at San Francisco	L, 1-2
9/9	at San Diego	T, 0-0 (2ot)
9/11	at Loyola Marymount	L, 0-2
9/15	at CSU Bakersfield	W, 3-2
9/18	PORTLAND	W, 1-0
9/22	SAINT MARY'S	W, 2-1 (ot)
9/24	#18 UTAH VALLEY	L, 0-1
9/29	at CSUN*	L, 1-2
10/1	at UC Irvine*	W, 3-2
10/6	UC RIVERSIDE*	L, 1-2
10/8	CAL STATE FULLERTON*	W, 3-0
10/12	at Cal Poly*	L, 1-2
10/15	at Sacramento State*	W, 3-1
10/19	UC SANTA BARBARA*	L, 1-2 (ot)
10/22	SACRAMENTO STATE*	L, 1-2
10/26	CAL POLY*	L, 1-2 (ot)
10/30	at UC Santa Barbara*	W, 1-0
11/5	at Cal State Fullerton (BWT)	T, 1-1

2015

(8-10-3, 3-4-3 BWC)

8/28	at Seattle	L, 0-6
8/30	at #10 Washington	L, 0-3
9/4	CSU BAKERSFIELD	L, 1-2 (2ot)
9/6	WISCONSIN	W, 3-2
9/11	at California	L, 1-2
9/16	at San Jose State	L, 1-2 (2ot)
9/20	PACIFIC	W, 6-0
9/24	at Saint Mary's	W, 2-1
9/27	SAN FRANCISCO	W, 3-1
10/1	at UC Riverside*	W, 2-0
10/3	at Cal State Fullerton*	L, 0-1
10/8	CSUN*	T, 1-1 (2ot)
10/10	UC IRVINE*	W, 2-1 (ot)
10/14	#24 CAL POLY*	W, 3-2 (ot)
10/17	SACRAMENTO STATE*	T, 1-1 (2ot)
10/21	at #21 UCSB*	L, 1-2
10/24	at Sacramento State*	L, 0-1
10/28	at #20 Cal Poly*	T, 0-0 (2ot)
10/31	#17 UCSB*	L, 0-1
11/7	at CSUN (BWT)	W, 2-1 (ot)
11/11	at #23 UC Santa Barbara (BWT)	L, 0-1

2014

(7-4-9, 5-3-2 BWC)

8/29	at Ohio State	T, 0-0 (2ot)
8/31	vs. Canisius	W, 2-1
9/5	LOYOLA MARYMOUNT	T, 1-1 (2ot)
9/7	SAN DIEGO	T, 1-1 (2ot)
9/13	at CSU Bakersfield	W, 2-1 (2ot)
9/19	AIR FORCE	T, 1-1 (2ot)
9/21	GRAND CANYON	T, 1-1 (2ot)
9/26	at San Francisco	T, 0-0 (2ot)
9/28	SAINT MARY'S	T, 1-1 (2ot)
10/2	CAL STATE FULLERTON*	W, 3-1
10/4	UC RIVERSIDE*	W, 1-0
10/9	at #11 UC Irvine*	L, 0-1
10/11	at CSUN*	T, 0-0 (2ot)
10/18	UC SANTA BARBARA*	W, 1-0 (2ot)
10/22	at Cal Poly*	W, 1-0
10/25	at Sacramento State*	T, 0-0 (2ot)
10/29	at UC Santa Barbara*	L, 0-1 (ot)

11/1	SACRAMENTO STATE*	L, 2-3 (ot)
11/5	CAL POLY*	W, 2-1 (2ot)
11/8	CAL STATE FULLERTON (BWT)	L, 2-1

2013

(9-9-3, 4-4-2 BWC)

8/30	at Portland	L, 0-1
9/1	at Oregon State	L, 0-2
9/6	SEATTLE	W, 1-0
9/8	CSU BAKERSFIELD	L, 0-2
9/12	at Saint Mary's	W, 1-0
9/15	SAN FRANCISCO	W, 1-0
9/20	at San Diego	L, 0-1
9/22	at Loyola Marymount	T, 1-1 (2ot)
9/27	at #25 New Mexico	W, 2-1
10/4	#25 UC IRVINE*	W, 2-0
10/6	#6 CSUN*	L, 0-2
10/11	at Cal State Fullerton*	L, 0-1
10/13	at UC Riverside*	W, 2-0
10/19	#20 UC SANTA BARBARA*	L, 2-3 (2ot)
10/22	at Cal Poly*	T, 1-1 (2ot)
10/26	SACRAMENTO STATE*	L, 0-1
11/2	at #16 UC Santa Barbara*	T, 1-1 (2ot)
11/6	CAL POLY*	W, 2-1
11/9	at Sacramento State*	W, 1-0
11/12	UC RIVERSIDE (BWT)	W, 3-1
11/15	at UC Irvine (BWT)	L, 0-2

2012

(10-7-4, 7-3-0 BWC)

8/24	UNLV	W, 1-0
8/27	at #17 CSU Bakersfield	T, 0-0 (2ot)
8/31	at Air Force	T, 0-0 (2ot)
9/2	at Denver	T, 1-1 (2ot)
9/6	at San Francisco	T, 2-2 (2ot)
9/9	CENTRAL FLORIDA	L, 1-3
9/14	vs. #23 Tulsa	W, 2-1
9/16	at SMU	L, 0-1
9/22	SAINT MARY'S	L, 0-2
9/28	at CSUN*	L, 0-2
9/30	at UC Irvine*	W, 3-1
10/5	UC RIVERSIDE*	W, 1-0
10/7	CAL STATE FULLERTON*	W, 2-1
10/13	#8 UC SANTA BARBARA*	W, 1-0
10/16	at Cal Poly*	L, 0-1
10/20	at Sacramento State*	W, 3-1
10/28	at #25 UC Santa Barbara*	W, 2-1 (ot)
10/31	CAL POLY*	L, 0-1
11/3	SACRAMENTO STATE*	W, 2-1
11/7	CAL STATE FULLERTON (BWT)	W, 2-0
11/10	CSUN (BWT)	L, 0-1

2011

(7-8-4, 5-4-2 BWC)

8/27	at Saint Mary's	L, 0-1
9/2	SEATTLE	T, 1-1 (2ot)
9/4	#6 UCLA	W, 2-1 (ot)
9/9	OREGON STATE	W, 1-0 (2ot)
9/11	CSU BAKERSFIELD	T, 0-0 (2ot)
9/16	at Northwestern	L, 0-1
9/18	vs. #13 Northern Illinois	L, 0-1 (ot)
9/23	SACRAMENTO STATE	L, 2-3 (2ot)
9/28	CSUN*	L, 0-3
10/1	UC RIVERSIDE*	W, 1-0
10/5	at Cal Poly*	W, 1-0
10/8	#15 UC SANTA BARBARA*	L, 1-2 (ot)

10/15	at CSUN*	W, 2-1 (ot)
10/19	at #7 UC Irvine*	W, 2-1 (ot)
10/22	CAL POLY*	W, 2-1
10/26	at #19 UC Santa Barbara*	L, 1-3
11/2	CAL STATE FULLERTON*	T, 1-1 (2ot)
11/5	at UC Riverside*	T, 1-1 (2ot)
11/9	at #2 UC Santa Barbara (BWT)	L, 1-2

2010

(6-12, 4-6 BWC)

9/3	at CSU Bakersfield	L, 1-3
9/5	SAN JOSE STATE	W, 1-0 (ot)
9/10	at Sacramento State	L, 1-2
9/12	SAINT MARY'S	W, 2-1
9/17	at Oregon State	L, 2-3
9/19	vs. Seattle	L, 0-1
9/24	vs. #25 Portland	L, 1-2 (ot)
9/26	at Washington	L, 0-1
10/2	at #17 UC Santa Barbara*	L, 1-2 (2ot)
10/6	#9 UC IRVINE*	L, 0-3
10/9	at CSUN*	W, 1-0
10/13	UC RIVERSIDE*	W, 1-0 (ot)
10/16	CSUN*	W, 1-0 (2ot)
10/20	#18 UC SANTA BARBARA*	L, 0-2
10/24	at Cal Poly*	L, 1-2
10/27	at Cal State Fullerton*	L, 1-2 (ot)
10/30	CAL POLY*	W, 4-2
11/3	at UC Riverside*	L, 0-1

2009

(6-12-1, 3-6-1 BWC)

9/1	at San Jose State	L, 1-4
9/4	vs. Robert Morris	W, 3-0
9/6	vs. Central Arkansas	W, 3-1
9/10	at #9 UCLA	L, 0-4
9/13	WASHINGTON	L, 1-2 (2ot)
9/18	at New Mexico	L, 1-2
9/20	vs. Binghamton	L, 0-1
9/25	at Saint Mary's	L, 1-2
9/27	SACRAMENTO STATE	W, 1-0
9/30	at #23 UC Irvine*	W, 2-1 (2ot)
10/4	at Cal Poly*	L, 0-1
10/7	UC RIVERSIDE*	W, 2-1
10/10	CAL STATE FULLERTON*	L, 3-2 (2ot)
10/15	#3 UC SANTA BARBARA*	L, 0-3
10/17	at Cal State Fullerton*	L, 0-1
10/21	at CSUN*	T, 0-0 (2ot)
10/24	#22 UC IRVINE*	L, 1-2
10/31	CAL POLY*	W, 2-0
11/7	at #2 UC Santa Barbara*	L, 0-2

2008

(13-5-4, 4-2-4 BWC)

8/29	LONG ISLAND	W, 3-1
8/31	CSU BAKERSFIELD	W, 1-0
9/5	vs. Louisville	L, 0-1 (ot)
9/7	vs. Michigan State	W, 4-2
9/14	SAN JOSE STATE	W, 3-2
9/19	at San Diego	W, 2-1 (2ot)
9/21	at San Diego State	W, 2-1
9/25	at Sacramento State	W, 1-0
9/27	AIR FORCE	W, 4-1
10/1	at #18 UC Irvine*	T, 1-1 (2ot)
10/4	CAL POLY*	W, 2-0
10/8	at Cal State Fullerton*	W, 1-0
10/11	at #13 UC Santa Barbara*	W, 2-0

YEAR-BY-YEAR SCORES

Since 1990

10/13	CAL STATE FULLERTON*.....	T, 2-2 (2ot)
10/18	at UC Riverside*.....	L, 1-2
10/22	CSUN*.....	W, 3-2
10/25	#20 UC IRVINE*.....	T, 1-1 (2ot)
11/2	at Cal Poly*.....	L, 0-2
11/8	#19 UC SANTA BARBARA*.....	T, 0-0 (2ot)
11/12	at #8 UC Irvine (BWT).....	L, 0-1
11/22	DENVER (NCAA).....	W, 4-0
11/25	at #14 Michigan (NCAA).....	L, 1-2

2007

(12-5-3, 7-3-2 BWC)

8/31	at Xavier.....	L, 0-1 (ot)
9/2	vs. Pittsburgh.....	W, 4-2
9/7	OREGON STATE.....	W, 3-1
9/9	PORTLAND.....	T, 3-3 (2ot)
9/14	vs. Indiana-Purdue Ft. Wayne.....	W, 6-0
9/15	vs. Oakland.....	W, 4-2
9/23	at Sacramento State.....	W, 3-0
9/29	#15 UC SANTA BARBARA*.....	L, 0-4
10/3	UC RIVERSIDE*.....	W, 2-1
10/12	at #10 UC Santa Barbara*.....	T, 2-2 (2ot)
10/14	at Cal Poly*.....	L, 0-3
10/17	CSUN*.....	W, 3-1
10/20	CAL STATE FULLERTON*.....	L, 1-2
10/27	UC IRVINE*.....	W, 2-1
11/2	at UC Riverside*.....	W, 2-1
11/4	at CSUN*.....	W, 2-1
11/10	#19 CAL POLY*.....	W, 3-2
11/16	at Cal State Fullerton*.....	T, 1-1 (2ot)
11/18	at UC Irvine*.....	W, 2-1 (ot)
11/23	at #17 California (NCAA).....	L, 1-2 (2ot)

2006

(9-7-2 OVERALL)

8/25	at Washington.....	L, 0-5
8/27	at Gonzaga.....	W, 4-0
8/31	SACRAMENTO STATE.....	W, 1-0
9/2	VALPARAISO.....	L, 2-3
9/8	at Oregon State.....	L, 0-3
9/9	at Xavier.....	L, 1-2
9/15	CAL STATE FULLERTON.....	W, 4-0
9/17	at Cal Poly.....	W, 1-0
9/23	UC SANTA BARBARA.....	W, 1-0
9/29	at UC Riverside.....	W, 1-0
10/1	at CSUN.....	T, 2-2 (2ot)
10/4	UC IRVINE.....	T, 2-2 (2ot)
10/7	CAL POLY.....	L, 2-3
10/14	at Cal State Fullerton.....	W, 2-1 (ot)
10/18	at UC Santa Barbara.....	L, 0-1
10/21	CSUN.....	W, 2-1
10/25	UC RIVERSIDE.....	W, 2-0
10/28	at UC Irvine.....	L, 0-1

2005

(7-10-2 OVERALL)

9/1	OREGON STATE.....	T, 1-1
9/4	STANFORD.....	W, 1-0
9/7	NOTRE DAME DE NAMUR.....	W, 1-0
9/11	DAYTON.....	W, 1-0 (2ot)
9/16	at Air Force.....	T, 1-1 (2ot)
9/18	at Denver.....	L, 1-2
9/23	at UC Irvine.....	L, 0-1
9/25	at UC Riverside.....	L, 1-2
9/28	CAL STATE FULLERTON.....	W, 2-0
10/2	at Sacramento State.....	L, 0-2

10/8	UC RIVERSIDE.....	W, 1-0 (ot)
10/14	at Cal Poly.....	W, 1-0
10/15	at UC Santa Barbara.....	L, 0-1
10/22	at Cal State Fullerton.....	L, 1-3
10/26	UC SANTA BARBARA.....	L, 2-3 (2ot)
10/29	at CSUN.....	L, 0-2
11/5	UC IRVINE.....	W, 2-1
11/11	CSUN.....	L, 0-5
11/13	CAL POLY.....	L, 0-1

2004

(6-10-2 OVERALL)

9/2	at San Francisco.....	L, 1-2
9/4	vs. Santa Clara.....	L, 1-4
9/8	at Saint Mary's.....	L, 0-1
9/11	DOMINICAN COLLEGE.....	W, 4-0
9/17	at Oregon State.....	T, 1-1 (2ot)
9/19	vs. Vermont.....	L, 0-2
9/24	SAN DIEGO STATE.....	W, 1-0
9/26	SACRAMENTO STATE.....	W, 1-0
10/1	at UC Irvine.....	L, 0-3
10/3	at UC Riverside.....	W, 2-1
10/9	CAL STATE FULLERTON.....	L, 0-1
10/15	at Stanford.....	T, 1-1 (2ot)
10/21	at California.....	L, 0-3
10/30	UC RIVERSIDE.....	W, 3-2
11/4	at UC Santa Barbara.....	L, 0-1 (2ot)
11/6	at Cal Poly.....	L, 1-3
11/9	at Sacramento State.....	W, 1-0
11/13	at UCLA.....	L, 1-3

2003

(10-5-4, 8-4-2 CCAA)

9/5	at Nova Southeastern.....	T, 1-1 (2ot)
9/7	at Barry.....	T, 3-3 (2ot)
9/10	SONOMA STATE.....	L, 0-1
9/13	at San Francisco State.....	W, 2-0
9/16	at Chico State.....	T, 0-0 (2ot)
9/19	CAL STATE STANISLAUS.....	W, 3-0
9/21	CSU BAKERSFIELD.....	W, 2-0
9/24	HUMBOLDT STATE.....	W, 3-0
10/3	at Grand Canyon.....	W, 1-0
10/5	at UC San Diego.....	T, 1-1 (2ot)
10/10	CAL STATE SAN BERNARDINO.....	L, 1-3
10/12	CAL POLY POMONA.....	W, 4-1
10/17	at Cal State Los Angeles.....	W, 3-1
10/19	at Cal State Dominguez Hills.....	L, 0-4
10/25	at Sonoma State.....	W, 2-1
10/28	SAN FRANCISCO STATE.....	W, 1-0 (ot)
11/1	CHICO STATE.....	L, 1-4
11/7	at Seattle Pacific.....	L, 1-2
11/9	at Seattle.....	W, 2-0

2002

(13-5-1, 9-5 CCAA)

8/30	vs. Seattle.....	W, 1-0
9/1	vs. Humboldt State.....	W, 3-2
9/5	DOMINICAN.....	T, 2-2 (2ot)
9/8	WESTERN WASHINGTON.....	W, 2-0
9/11	at Sonoma State.....	L, 0-1
9/14	SEATTLE PACIFIC.....	W, 2-1
9/17	CHICO STATE.....	W, 3-0
9/20	at Cal State Stanislaus.....	W, 2-1 (ot)
9/22	at CSU Bakersfield.....	L, 0-3
9/29	SAN FRANCISCO STATE.....	W, 2-1
10/4	GRAND CANYON.....	W, 2-0

10/6	UC SAN DIEGO.....	L, 0-1
10/11	at Cal State San Bernardino.....	W, 3-1
10/13	at Cal Poly Pomona.....	L, 1-2
10/18	CAL STATE LOS ANGELES.....	W, 1-0
10/20	CAL STATE DOMINGUEZ HILLS.....	W, 2-0
10/26	SONOMA STATE.....	L, 1-2
10/30	at San Francisco State.....	W, 6-1
11/2	at Chico State.....	W, 4-0

2001

(13-7-1, 9-4-1 CCAA)

8/29	SEATTLE.....	L, 1-2
8/31	vs. Simon Fraser.....	W, 2-1
9/2	at Humboldt State.....	W, 1-0
9/6	SONOMA STATE.....	T, 1-1 (2ot)
9/8	at San Francisco State.....	W, 2-1 (ot)
9/14	CSU BAKERSFIELD.....	L, 0-3
9/16	CAL STATE STANISLAUS.....	W, 3-2
9/20	at Western Washington.....	W, 2-0
9/22	at Seattle Pacific.....	L, 2-3 (ot)
9/28	at UC San Diego.....	L, 1-2 (2ot)
9/30	at Grand Canyon.....	L, 0-1
10/4	CAL POLY POMONA.....	W, 2-1
10/6	CAL STATE SAN BERNARDINO.....	W, 4-1
10/12	at Cal State Dominguez Hills.....	L, 2-3 (2ot)
10/14	at Cal State Los Angeles.....	W, 2-1
10/17	at Chico State.....	W, 1-0
10/20	at Sonoma State.....	W, 4-1
10/23	SAN FRANCISCO STATE.....	W, 3-2
10/27	CHICO STATE.....	W, 5-0
11/2	at Grand Canyon.....	W, 3-2 (2ot)
11/4	vs. Cal State Dominguez Hills.....	L, 0-1

2000

(11-6-2, 7-5-2 CCAA)

8/28	FRESNO PACIFIC.....	W, 3-0
9/1	vs. Western Washington.....	W, 2-0
9/3	vs. Missouri-St. Louis.....	W, 4-0
9/6	CHICO STATE.....	W, 2-0
9/9	at Sonoma State.....	L, 1-2 (ot)
9/13	at San Francisco State.....	W, 2-0
9/15	at CSU Bakersfield.....	L, 0-1 (ot)
9/17	at Cal State Stanislaus.....	W, 5-0
9/22	at Seattle Pacific.....	L, 1-4
9/26	HUMBOLDT STATE.....	W, 4-1
9/29	UC SAN DIEGO.....	T, 0-0 (2ot)
10/1	GRAND CANYON.....	W, 2-1 (2ot)
10/6	at Cal Poly Pomona.....	T, 0-0 (2ot)
10/8	at Cal State San Bernardino.....	W, 3-2
10/12	CAL STATE DOMINGUEZ HILLS.....	L, 1-3
10/14	CAL STATE LOS ANGELES.....	W, 8-2
10/21	at Chico State.....	W, 1-0
10/25	SONOMA STATE.....	L, 0-1
10/28	SAN FRANCISCO STATE.....	L, 3-4

1999

(16-3-2, 12-0-2 CCAA)

8/27	vs. Western Washington.....	W, 4-0
8/29	at Humboldt State.....	W, 3-2
9/1	UC SANTA CRUZ.....	W, 3-0
9/7	at Sonoma State.....	W, 2-1
9/11	SEATTLE PACIFIC.....	L, 0-3
9/14	CAL STATE STANISLAUS.....	W, 6-0
9/18	SAN FRANCISCO STATE.....	W, 2-0
9/21	at Chico State.....	W, 4-0
9/24	at Cal State Los Angeles.....	W, 2-0

YEAR-BY-YEAR SCORES

Since 1990

9/26 at Grand CanyonW, 1-0
 10/1 at Cal State San Bernardino T, 2-2 (2ot)
 10/3 at Cal Poly Pomona..... W, 3-2 (2ot)
 10/7 CAL STATE DOMINGUEZ HILLS.....W, 1-0
 10/9 CSU BAKERSFIELD.....W, 1-0
 10/16 CHICO STATE.....T, 1-1 (2ot)
 10/19 at San Francisco StateW, 4-2
 10/23 at Cal State StanislausW, 3-0
 10/30 SONOMA STATE.....W, 3-1
 11/4 vs. Cal State Dominguez Hills.....L, 1-2
 11/13 at Seattle PacificW, 1-0
 11/20 at Fort LewisL, 1-2

1998

(8-13, 6-8 CCAA)

8/30 SOUTHERN COLORADOW, 4-1
 9/1 at San Jose State.....L, 1-2
 9/6 REGIS.....L, 1-2
 9/9 SONOMA STATE.....W, 3-2
 9/12 at Seattle PacificL, 2-3
 9/16 at Cal State StanislausL, 0-1
 9/19 at San Francisco StateW, 3-0
 9/23 CHICO STATE.....L, 0-4
 9/26 at Chico State.....L, 1-3
 9/30 SAN FRANCISCO STATE.....W, 3-1
 10/3 CAL STATE STANISLAUSW, 3-2
 10/10 at Sonoma StateL, 1-2
 10/12 HUMBOLDT STATE.....L, 0-2
 10/16 at Cal State Dominguez Hills.....L, 2-3
 10/18 at CSU Bakersfield.....L, 0-1 (2ot)
 10/23 CAL STATE SAN BERNARDINO.....L, 2-4
 10/25 CAL POLY POMONAL, 0-1
 10/30 CAL STATE LOS ANGELESW, 3-2 (ot)
 11/1 GRAND CANYONW, 1-0 (2ot)
 11/5 vs. Cal Poly PomonaW, 1-0 (4ot)
 11/7 vs. Grand Canyon.....L, 2-3

1997

(11-8, 8-6 CCAA)

8/30 at California.....L, 0-3
 9/2 CSU BAKERSFIELD.....W, 1-0
 9/10 at Sacramento StateW, 3-1
 9/13 at Grand CanyonL, 0-2
 9/15 vs. Cal Poly PomonaW, 1-0
 9/24 at Sonoma StateL, 1-3
 9/27 SAN FRANCISCO STATEL, 1-2
 10/1 COLLEGE OF NOTRE DAMEW, 5-4 (ot)
 10/4 HUMBOLDT STATE.....W, 2-0
 10/8 CAL STATE HAYWARDW, 2-1 (ot)
 10/11 at Cal State StanislausL, 0-1
 10/15 SONOMA STATE.....L, 1-3
 10/18 at San Francisco StateL, 0-1
 10/22 at Notre Dame de Namur.....W, 6-0
 10/26 CHICO STATE.....W, 2-1
 10/29 at Cal State Hayward.....W, 3-0
 11/1 STANISLAUS STATEW, 2-0
 11/5 at Humboldt StateW, 4-1
 11/8 at Chico State.....L, 0-1

1996

(8-8-2, 7-5-2 CCAA)

8/31 at California.....L, 2-3 (ot)
 9/11 at Fresno PacificW, 2-1
 9/14 at CSU Bakersfield.....L, 0-1 (ot)
 9/21 CAL STATE SAN BERNARDINO.....L, 0-2
 9/25 SAN FRANCISCO STATE.....W, 2-0

9/28 at Sonoma StateW, 2-1
 10/2 at Notre Dame de Namur.....L, 0-1
 10/5 at Humboldt StateW, 3-1
 10/9 CAL STATE STANISLAUSL, 0-1
 10/12 at Cal State Hayward.....L, 0-1
 10/16 NOTRE DAME DE NAMUR.....L, 0-1
 10/19 at Chico State.....T, 2-2 (ot)
 10/23 CAL STATE HAYWARDT, 1-1 (ot)
 10/26 at Cal State StanislausW, 3-1
 10/31 HUMBOLDT STATE.....W, 2-1
 11/2 CHICO STATE.....W, 2-0
 11/6 SONOMA STATE.....L, 0-2
 11/9 at San Francisco StateL, 2-3

1995

(9-10, 8-6 CCAA)

9/2 vs. Fort Lewis.....W, 2-1
 9/3 at Colorado Mines.....L, 1-2
 9/7 CSU BAKERSFIELDL, 0-3
 9/10 REGIS.....L, 1-3
 9/14 FRESNO PACIFIC.....L, 0-3
 9/20 at San Francisco StateW, 1-0
 9/23 SONOMA STATE.....L, 0-2
 9/26 NOTRE DAME DE NAMUR.....W, 5-3
 9/30 HUMBOLDT STATE.....W, 2-1
 10/4 at Cal State StanislausW, 1-0 (ot)
 10/7 CAL STATE HAYWARDL, 0-1
 10/10 at Notre Dame de Namur.....W, 2-1
 10/14 CHICO STATE.....L, 0-1
 10/18 at Cal State Hayward.....L, 0-1
 10/21 CAL STATE STANISLAUSW, 3-1 (ot)
 10/26 at Humboldt StateL, 0-1
 10/28 at Chico StateW, 2-0
 10/31 at Sonoma StateL, 2-3
 11/4 SAN FRANCISCO STATE.....W, 3-1

1994

(6-10-3, 6-6-2 CCAA)

9/3 at Cal State Los AngelesL, 0-2
 9/4 at Loyola Marymount.....L, 0-1 (ot)
 9/11 WEST TEXAS A&M.....L, 0-3
 9/15 at CSU BakersfieldT, 1-1 (ot)
 9/17 at Cal State San BernardinoL, 1-3
 9/21 SAN FRANCISCO STATEW, 1-0
 9/24 NOTRE DAME DE NAMUR.....W, 1-0
 9/28 at Chico State.....W, 3-1
 10/2 at Humboldt StateL, 0-1
 10/5 CAL STATE HAYWARDL, 0-1
 10/8 at Cal State StanislausL, 0-1 (ot)
 10/12 CAL STATE STANISLAUSW, 3-1
 10/15 at Cal State Hayward.....L, 0-2
 10/20 HUMBOLDT STATE.....T, 1-1 (ot)
 10/22 CHICO STATE.....W, 3-2 (ot)
 10/26 at San Francisco StateT, 1-1 (ot)
 10/29 SONOMA STATE.....L, 1-3 (ot)
 11/2 at Sonoma StateL, 1-4
 11/5 at Notre Dame de NamurW, 3-1

1993

(13-6-1, 11-3 CCAA)

9/4 at DenverW, 2-1
 9/5 at Metro State.....T, 0-0 (ot)
 9/7 at RegisL, 1-3
 9/12 at Sacramento StateL, 0-3
 9/19 CAL STATE SAN BERNARDINOL, 2-4
 9/21 CSU BAKERSFIELDW, 6-1

9/25 CAL STATE HAYWARDW, 3-0
 9/28 at Notre Dame de Namur.....W, 3-0
 10/2 SONOMA STATE.....L, 0-2
 10/5 at Chico StateL, 0-1
 10/9 at Cal State StanislausW, 2-0
 10/13 SAN FRANCISCO STATE.....W, 1-0
 10/16 at Humboldt StateW, 1-0
 10/17 at Humboldt StateW, 2-0
 10/19 at Cal State Hayward.....W, 5-1
 10/23 NOTRE DAME DE NAMUR.....W, 4-1
 10/26 at Sonoma StateL, 1-2
 10/30 CHICO STATE.....W, 2-0
 11/2 CAL STATE STANISLAUSW, 5-0
 11/6 at San Francisco StateW, 1-0

1992

(9-10-1, 9-4-1 NCAC)

9/12 at UC IrvineL, 1-2 (ot)
 9/14 at Cal State Dominguez Hills.....L, 0-1
 9/17 CAL POLY POMONAL, 0-1 (ot)
 9/22 NOTRE DAME DE NAMUR.....W, 5-0
 9/25 at Sonoma StateW, 2-1 (ot)
 9/27 GRAND CANYONL, 2-4
 9/30 CHICO STATE.....L, 0-1
 10/3 CAL STATE STANISLAUSW, 2-1 (ot)
 10/7 at San Francisco StateL, 0-1 (ot)
 10/10 HUMBOLDT STATE.....W, 1-0
 10/11 HUMBOLDT STATE.....W, 1-0 (ot)
 10/14 CAL STATE HAYWARDW, 3-1
 10/17 at Notre Dame de Namur.....W, 3-0
 10/20 SONOMA STATE.....W, 1-0
 10/24 at Chico StateT, 1-1 (ot)
 10/27 at Cal State StanislausL, 1-2 (ot)
 10/29 SACRAMENTO STATE.....L, 1-2
 10/31 SAN FRANCISCO STATE.....L, 0-1
 11/4 at CSU Bakersfield.....L, 0-3
 11/7 at Cal State Hayward.....W, 3-1

1991

(15-3-1, 11-2-1 NCAC)

9/6 at Brigham YoungW, 2-0
 9/7 at Southern Colorado.....W, 3-0
 9/18 UC SANTA CRUZ.....W, 3-0
 9/21 CAL POLYL, 2-5
 9/24 at Notre Dame de Namur.....W, 4-0
 9/26 at Sacramento StateW, 3-0
 9/28 SONOMA STATE.....L, 0-2
 10/1 at Chico StateW, 2-0
 10/5 at Cal State StanislausL, 0-2
 10/8 SAN FRANCISCO STATE.....W, 2-1
 10/12 at Humboldt StateW, 2-1
 10/13 at Humboldt StateW, 4-0
 10/15 at Cal State Hayward.....W, 3-0
 10/19 NOTRE DAME DE NAMUR.....W, 6-0
 10/22 at Sonoma StateW, 1-0
 10/26 CHICO STATE.....T, 1-1 (2ot)
 10/29 CAL STATE STANISLAUSW, 1-0
 11/2 at San Francisco StateW, 2-1
 11/9 CAL STATE HAYWARDW, 2-0
 11/11 GONZAGA.....L, 0-1

1990

(12-6-2, 7-4-2 NCAC)

9/1 at Stanford.....W, 2-1 (2ot)
 9/6 at Westmont College.....L, 2-4
 9/8 at Cal PolyL, 0-1

YEAR-BY-YEAR SCORES

Since 1990

9/12	CAL STATE DOMINGUEZ HILLS.....	W, 5-3
9/15	SACRAMENTO STATE.....	W, 3-1
9/18	at Sonoma State.....	L, 1-3
9/22	CHICO STATE.....	T, 3-3
9/25	CAL STATE STANISLAUS.....	W, 2-1
9/29	at San Francisco State.....	T, 2-2
10/6	CAL STATE HAYWARD.....	W, 3-0
10/9	COLLEGE OF NOTRE DAME.....	W, 13-0
10/13	SONOMA STATE.....	L, 1-2 (ot)
10/16	at Chico State.....	L, 0-1
10/20	at Cal State Stanislaus.....	W, 3-1
10/24	SAN FRANCISCO STATE.....	W, 6-2
10/27	HUMBOLDT STATE.....	W, 4-1
10/28	HUMBOLDT STATE.....	W, 2-1
10/31	at Cal State Hayward.....	L, 0-1
11/2	BRIGHAM YOUNG.....	W, 1-0
11/3	at College of Notre Dame.....	W, 2-0

OPPONENT SERIES RECORDS (1990-Present)

School	Overall	D1	Last Mtg.	School	Overall	D1	Last Mtg.
Air Force	1-0-3	1-0-2	2014	Stanford	2-0-1	--	2005
Barry	0-0-1	--	2003	Tulsa	1-0	1-0	2012
Binghamton	0-1	0-1	2009	UC Irvine	9-9-3	8-5-2	2016
BYU	2-0	--	1991	UCLA	1-2	1-1	2011
California	0-5	0-2	2015	UC Riverside	15-4-1	10-3-1	2016
Cal Poly	12-13-2	10-8-2	2016	UC San Diego	0-2-2	--	2003
Cal Poly Pomona	5-3-1	--	2003	UC Santa Barbara	6-18-3	5-14-3	2016
CSU Bakersfield	7-10-3	3-3-2	2016	UC Santa Cruz	2-0	--	1999
CS Dominguez Hills	3-7	--	2003	UNLV	1-0	1-0	2012
Cal State Fullerton	8-9-4	5-7-4	2016	Utah Valley	0-1	0-1	2016
Cal State Hayward	9-6-1	--	1997	Valparaiso	1-0	--	2006
Cal State Los Angeles	6-1	--	2003	Vermont	0-1	--	2004
CSUN	8-7-4	7-5-3	2016	Washington	0-4	0-3	2015
Cal State San Bernardino	3-5-1	--	2003	West Texas A&M	0-1	--	1994
Cal State Stanislaus	18-6	--	2003	Western Washington	4-0	--	2002
Canisius	1-0	1-0	2014	Westmont College	0-1	--	1990
Central Arkansas	1-0	1-0	2009	Wisconsin	1-0	1-0	2015
Central Florida	0-1	0-1	2012	Xavier	0-1	0-1	2007
Chico State	14-8-6	--	2003				
Colorado School of Mines	0-1	--	1995				
Colorado State-Pueblo	2-0	--	1998				
Dayton	1-0	--	2005				
Denver	2-1-1	1-0-1	2012				
Dominican University	1-0-1	--	2004				
Fort Lewis College	1-1	--	1999				
Fresno Pacific	2-1	--	2000				
Gonzaga	1-1	--	2006				
Grand Canyon	6-4-1	0-0-1	2014				
Humboldt State	18-3-1	--	2003				
IPFW	1-0	1-0	2007				
Long Island	1-0	1-0	2008				
Louisville	0-1	0-1	2008				
Loyola Marymount	0-2-2	0-1-2	2016				
Metro State	0-0-1	--	1993				
Michigan	0-1	0-1	2008				
Michigan State	1-0	1-0	2008				
Missouri-St. Louis	1-0	--	2000				
New Mexico	1-1	1-1	2013				
Northern Illinois	0-1	0-1	2011				
Northwestern	0-1	0-1	2011				
Notre Dame de Namur	15-2	--	2005				
Nova Southeastern	0-0-1	--	2003				
Oakland	1-0	1-0	2007				
Ohio State	0-0-1	0-0-1	2014				
Oregon State	2-1-2	2-1	2011				
Pacific	2-0	2-0	2016				
Pittsburgh	1-0	1-0	2007				
Portland	1-2-1	1-2-1	2016				
Regis University	0-3	--	1998				
Robert Morris	1-0	1-0	2009				
Sacramento State	13-9-2	7-6-2	2016				
Saint Mary's	4-4-1	4-3-1	2016				
San Diego	1-1-2	1-1-2	2016				
San Diego State	2-0	1-0	2008				
San Francisco	2-2-2	2-1-2	2016				
San Francisco State	20-6-2	--	2003				
San Jose State	2-3-1	2-2-1	2016				
Santa Clara	1-0	--	2004				
Seattle	3-3-1	1-2-1	2015				
Seattle Pacific	2-5	--	2003				
Simon Fraser	1-0	--	2001				
SMU	0-1	0-1	2012				
Sonoma State	9-18-1	--	2003				

YEAR-BY-YEAR OPPONENT SERIES

Since 1990

AIR FORCE (1-0-3)

9/16/05	A	T (2ot)	1-1
9/27/08	H	W	4-1
8/31/12	A	T (2ot)	0-0
9/19/14	H	T (2ot)	1-1

BARRY (0-0-1)

9/7/03	A	T (2ot)	3-3
--------	---	---------	-----

BINGHAMTON (0-1-0)

9/20/09	A	L	0-1
---------	---	---	-----

BYU (2-0-0)

11/2/90	H	W	1-0
9/6/91	A	W	2-0

CALIFORNIA (0-5-0)

8/31/96	A	L (ot)	2-3
8/30/97	A	L	0-3
10/21/04	A	L	0-3
11/23/07*	A	L (2ot)	1-2
9/11/15	A	L	1-2

CAL POLY (12-13-2)

9/8/90	A	L	0-1
9/21/91	H	L	2-5
11/6/04	A	L	1-3
10/14/05	A	W	1-0
11/13/05	H	L	0-1
9/17/06	A	W	1-0
10/7/06	H	L	2-3
10/14/07	A	L	0-3
11/10/07	H	W	3-2
10/4/08*	H	W	2-0
11/2/08*	A	L	0-2
10/4/09*	A	L	0-1
10/31/09*	H	W	2-0
10/24/10*	A	L	1-2
10/30/10*	H	W	4-2
10/5/11*	A	W	1-0
10/22/11*	H	W	2-1
10/16/12*	A	L	0-1
10/31/12*	H	L	0-1
10/22/13*	A	T (2ot)	1-1
11/6/13*	H	W	2-1
10/22/14*	A	W	1-0
11/5/14*	H	W (2ot)	2-1
10/14/15*	H	W (ot)	3-2
10/28/15*	A	T (2ot)	0-0
10/12/16*	A	L	1-2
10/26/16*	H	L (ot)	1-2

CAL POLY POMONA (5-3-1)

9/17/92	H	L (ot)	0-1
9/15/97*	N	W	1-0
10/25/98*	H	L	0-1
11/5/98*	N	W (4ot)	1-0
10/3/99*	A	W (2ot)	3-2
10/6/00*	A	T (2ot)	0-0
10/4/01*	H	W	2-1
10/13/02*	A	L	1-2
10/12/03*	H	W	4-1

CSU BAKERSFIELD (7-10-3)

11/4/92	A	L	0-3
9/21/93	H	W	6-1
9/15/94	A	T (2ot)	1-1
9/7/95	H	L	0-3

9/14/96	A	L (ot)	0-1
9/2/97*	H	W	1-0
10/18/98*	A	L (2ot)	0-1
10/9/99*	H	W (2ot)	1-0
9/15/00*	A	L (ot)	0-1
9/14/01*	H	L	0-3
9/22/02*	A	L	0-3
9/21/03*	H	W	2-0
8/31/08	H	W	1-0
9/3/10	A	L	1-3
9/11/11	H	T (2ot)	0-0
8/27/12	A	T (2ot)	0-0
9/8/13	H	L	0-2
9/13/14	A	W (2ot)	2-1
9/4/15	H	L (2ot)	1-2
9/15/16	A	W	3-2

CS DOMINGUEZ HILLS (3-7-0)

9/12/90	H	W	5-3
9/14/92	A	L	0-1
10/16/98*	A	L	2-3
10/7/99*	H	W	1-0
11/4/99*	N	L	1-2
10/12/00*	H	L	1-3
10/12/01*	A	L	2-3
11/4/01*	N	L	0-1
10/20/02*	H	W	2-0
10/19/03*	A	L	0-4

CAL STATE FULLERTON (8-9-4)

10/9/04	H	L	0-1
9/28/05	H	W	2-0
10/22/05	A	L	1-3
9/15/06	H	W	4-0
10/14/06	A	W (ot)	2-1
10/4/07	H	L	1-2
11/16/07	A	T (2ot)	1-1
10/8/08	A	W	1-0
10/13/08	H	T (2ot)	2-2
10/10/09	H	L (2ot)	3-2
10/17/09	A	L	0-1
10/27/10	A	L (ot)	1-2
11/2/11	H	T (2ot)	1-1
10/7/12	H	W	2-1
11/7/12#	H	W	2-0
10/11/13	A	L	0-1
10/2/14	H	W	3-1
11/8/14#	H	L	2-1
10/3/15*	A	L	0-1
10/8/16*	H	W	3-0
11/5/16#	A	T	1-1

CAL STATE EAST BAY (9-6-1)

10/6/90*	H	W	3-0
10/31/90*	A	L	0-1
10/15/91*	A	W	3-0
11/9/91*	H	W	2-0
10/14/92*	H	W	3-1
11/7/92*	A	W	3-1
9/25/93*	H	W	3-0
10/19/93*	A	W	5-1
10/5/94*	H	L	0-1
10/15/94*	A	L	0-2
10/7/95*	H	L	0-1
10/18/95*	A	L	0-1
10/12/96*	A	L	0-1
10/23/96*	H	T (2ot)	1-1
10/8/97	H	W (ot)	2-1
10/29/97	A	W	3-0

CAL STATE LOS ANGELES (6-1-0)

9/3/94	A	L	0-2
10/30/98*	H	W	3-2 (ot)
9/24/99*	A	W	2-0
10/14/00*	H	W	8-2
10/14/01*	A	W	2-1
10/18/02*	H	W	1-0
10/17/03*	A	W	3-1

CSUN (8-7-4)

10/29/05	A	L	0-2
11/11/05	H	L	0-5
10/1/06	A	T (2ot)	2-2
10/21/06	H	W	2-1
10/17/07*	H	W	3-1
11/4/07#	A	W	2-1
10/22/08*	H	W	3-2
10/21/09*	A	T (2ot)	0-0
10/9/10*	A	W	1-0
10/16/10*	H	W (2ot)	1-0
9/28/11*	H	L	0-3
10/15/11*	A	W (ot)	2-1
9/28/12*	A	L	0-2
11/10/12#	H	L	0-1
10/6/13*	A	L	0-2
10/11/14*	A	T (2ot)	0-0
10/8/15*	H	T (2ot)	1-1
11/7/15#	A	W (ot)	2-1
9/29/16*	A	L	1-2

CS SAN BERNARDINO (3-5-1)

9/19/93	H	L	2-4
9/17/94	A	L	1-3
9/21/96	H	L	0-2
10/23/98*	H	L	2-4
10/1/99*	A	T (2ot)	2-2
10/8/00*	A	W	3-2
10/6/01*	H	W	4-1
10/11/02*	A	W	3-1
10/10/03*	H	L	1-3

CAL STATE STANISLAUS (18-6-0)

9/25/90*	H	W	2-1
10/20/90*	A	W	3-1
10/5/91*	A	L	0-2
10/29/91*	H	W	1-0
10/3/92*	H	W (ot)	2-1
10/27/92*	A	L (ot)	1-2
10/9/93*	A	W	2-0
11/2/93*	H	W	5-0

10/8/94*	A	L (ot)	0-1
10/12/94*	H	W	3-1
10/4/95*	A	W (ot)	1-0
10/21/95*	H	W (ot)	3-1
10/9/96*	H	L	0-1
10/26/96*	A	W	3-1
10/11/97*	A	L	0-1
11/1/97*	H	W	2-0
9/16/98*	A	L	0-1
10/3/98*	H	W	3-2
9/14/99*	H	W	6-0
10/23/99*	A	W	3-0
9/17/00*	A	W	5-0
9/16/01*	H	W	3-2
9/20/02*	A	W (ot)	2-1
9/19/03*	H	W	3-0

CANISIUS (1-0-0)

8/31/14	A	W	2-1
---------	---	---	-----

CENTRAL ARKANSAS (1-0-0)

9/6/09	N	W	3-1
--------	---	---	-----

CENTRAL FLORIDA (0-1-0)

9/9/12	H	L	1-3
--------	---	---	-----

CHICO STATE (14-8-6)

9/22/90*	H	T (2ot)	3-3
10/16/90*	A	L	0-1
10/1/91*	A	W	2-0
10/26/91*	H	T (2ot)	1-1
9/30/92*	H	L	0-1
10/24/92*	A	T (2ot)	1-1
10/5/93*	A	L	0-1
10/30/93*	H	W	2-0
9/28/94*	A	W	3-1
10/22/94*	H	W (ot)	3-2
10/14/95*	H	L	0-1
10/28/95*	A	W	2-0
10/19/96*	A	T (2ot)	2-2
11/2/96*	H	W	2-0
10/26/97*	H	W	2-1
11/8/97*	A	L	0-1
9/23/98*	H	L	0-4
9/26/98*	A	L	1-3
9/21/99*	A	W	4-0
10/16/99*	H	T (2ot)	1-1
9/6/00*	H	W	2-0
10/21/00*	A	W	1-0
10/17/01*	A	W	1-0
10/27/01*	H	W	5-0
9/17/02*	H	W	3-0
11/2/02*	A	W	4-0
9/16/03*	A	T (2ot)	0-0
11/1/03*	H	L	1-4

COLO. SCHOOL OF MINES (0-1-0)

9/3/95	A	L	1-2
--------	---	---	-----

COLORADO STATE-PUEBLO (2-0-0)

9/7/91	A	W	3-0
8/30/98	H	W	4-1

DAYTON (1-0-0)

9/11/05	H	W (2ot)	1-0
---------	---	---------	-----

YEAR-BY-YEAR OPPONENT SERIES

Since 1990

DENVER (2-1-1)

9/4/93.....A.....W.....2-1
 9/18/05.....A.....L.....1-2
 11/22/08*.....H.....W.....4-0
 9/2/12.....A.....T (2ot).....1-1

DOMINICAN (1-0-1)

9/5/02.....H.....T (2ot).....2-2
 9/11/04.....H.....W.....4-0

FORT LEWIS (1-1-0)

9/2/95.....N.....W.....2-1
 11/20/99*.....A.....L.....1-2

FRESNO PACIFIC (2-1-0)

9/14/95.....H.....L.....0-3
 9/11/96.....A.....W.....2-1
 8/28/00.....H.....W.....3-0

GONZAGA (1-1-0)

11/11/91.....H.....L.....0-1
 8/27/06.....A.....W.....4-0

GRAND CANYON (6-4-1)

9/27/92.....H.....L.....2-4
 9/13/97*.....A.....L.....0-2
 11/1/98*.....H.....W.....1-0
 11/7/98#.....N.....L (2ot).....2-3
 9/26/99*.....A.....W.....1-0
 10/1/00*.....H.....W (2ot).....2-1
 9/30/01*.....A.....L.....0-1
 11/2/01*.....A.....W (2ot).....3-2
 10/4/02*.....H.....W.....2-0
 10/3/03*.....A.....W.....1-0
 9/21/14.....H.....T (2ot).....1-1

HUMBOLDT STATE (18-3-1)

10/27/90*.....H.....W.....4-1
 10/28/90*.....H.....W.....2-1
 10/12/91*.....A.....W.....2-1
 10/13/91*.....A.....W.....4-0
 10/10/92*.....H.....W.....1-0
 10/11/92*.....H.....W (ot).....1-0
 10/16/93*.....A.....W.....1-0
 10/17/93*.....A.....W.....2-0
 10/2/94*.....A.....L.....0-1
 10/20/94*.....H.....T (2ot).....1-1
 9/30/95*.....H.....W.....2-1
 10/26/95*.....A.....L.....0-1
 10/5/96*.....A.....W.....3-1
 10/31/96*.....H.....W.....2-1
 10/4/97*.....H.....W.....2-0
 11/5/97*.....A.....W.....4-1
 10/12/98.....H.....L.....0-2
 8/29/99.....A.....W.....3-2
 9/26/00.....H.....W.....4-1
 9/2/01.....A.....W.....1-0
 9/1/02.....N.....W.....3-2
 9/24/03.....H.....W.....3-0

IPFW (1-0-0)

9/14/07.....N.....W.....6-0

LIU BROOKLYN (1-0-0)

8/29/08.....H.....W.....3-1

LOUISVILLE (0-1-0)

9/5/08.....N.....L (ot).....0-1

LOYOLA MARYMOUNT (0-2-2)

9/4/94.....A.....L (ot).....0-1
 9/22/13.....A.....T (2ot).....1-1
 9/5/14.....H.....T (2ot).....1-1
 9/11/16.....A.....L.....0-2

METRO STATE (0-0-1)

9/5/93.....A.....T (2ot).....0-0

MICHIGAN (0-1-0)

11/25/08*.....A.....L.....1-2

MICHIGAN STATE (1-0-0)

9/7/08.....N.....W.....4-2

MISSOURI-ST. LOUIS (1-0-0)

9/3/00.....N.....W.....4-0

NEW MEXICO (1-1-0)

9/18/09.....A.....L.....1-2
 9/27/13.....A.....W.....2-1

NORTHERN ILLINOIS (0-1-0)

9/18/11.....A.....L (ot).....0-

NORTHWESTERN (0-1-0)

9/16/11.....A.....L.....0-1

NOTRE DAME DE NAMUR (15-2-0)

10/9/90*.....H.....W.....13-0
 11/3/90*.....A.....W.....2-0
 9/24/91*.....A.....W.....4-0
 10/19/91*.....H.....W.....6-0
 9/22/92*.....H.....W.....5-0
 10/17/92*.....A.....W.....3-0
 9/28/93*.....A.....W.....3-0
 10/23/93*.....H.....W.....4-1
 9/24/94*.....H.....W.....1-0
 11/5/94*.....A.....W.....3-1
 9/26/95*.....H.....W.....5-3
 10/10/95*.....A.....W.....2-1
 10/2/96*.....A.....L.....0-1
 10/16/96*.....H.....L.....0-1
 10/1/97*.....H.....W (ot).....5-4
 10/22/97*.....A.....W.....6-0
 9/7/05.....H.....W.....1-0

NOVA SOUTHEASTERN (0-0-1)

9/5/03.....A.....T (2ot).....1-1

OAKLAND (1-0)

9/15/07.....N.....W.....4-2

OHIO STATE (0-0-1)

8/29/14.....A.....T (2ot).....0-0

OREGON STATE (2-2-2)

9/17/04.....A.....T (2ot).....1-1
 9/1/05.....H.....T (2ot).....1-1
 9/8/06.....A.....L.....0-3
 9/7/07.....H.....W.....3-1
 9/17/10.....A.....L.....2-3
 9/9/11.....H.....W (2ot).....1-0

PACIFIC (2-0-0)

9/20/15.....H.....W.....6-0
 9/1/16.....A.....W.....2-0

PITTSBURGH (1-0-0)

9/2/07.....N.....W.....4-2

PORTLAND (1-2-1)

9/9/07.....H.....T (2ot).....3-3
 9/24/10.....A.....L (ot).....2-1
 8/30/13.....A.....L.....0-1
 9/18/16.....H.....W.....1-0

REGIS (0-3-0)

9/7/93.....A.....L.....1-3
 9/10/95.....H.....L.....1-3
 9/6/98.....H.....L.....1-2

ROBERT MORRIS (1-0-0)

9/4/09.....N.....W.....3-0

SACRAMENTO STATE (13-9-2)

9/15/90.....H.....W.....3-1
 9/26/91.....A.....W.....3-0
 10/29/92.....H.....L.....1-2
 9/12/93.....A.....L.....0-3
 9/10/97.....A.....W.....3-1
 9/26/04.....H.....W.....2-1
 11/9/04.....A.....W.....1-0
 10/2/05.....A.....L.....0-2
 8/31/06.....H.....W.....1-0
 9/23/07.....A.....W.....3-0
 9/25/08.....A.....W.....1-0
 9/27/09.....H.....W.....1-0
 9/10/10.....A.....L.....1-2
 9/23/11.....H.....L (2ot).....2-3
 10/20/12*.....A.....W.....3-1
 11/3/12*.....H.....W.....2-1
 10/26/13*.....H.....L.....0-1
 11/9/13*.....A.....W.....1-0
 10/25/14*.....N.....T (2ot).....0-0
 11/1/14*.....H.....L (ot).....3-2
 10/17/15*.....H.....T (2ot).....1-1
 10/24/15*.....A.....L.....0-1
 10/15/16*.....A.....W.....3-1
 10/22/16*.....H.....L.....1-2

SAINT MARY'S (4-4-1)

9/8/04.....A.....L.....0-1
 9/25/09.....A.....L.....1-2
 9/12/10.....H.....W.....2-1
 8/27/11.....A.....L.....0-1
 9/22/12.....H.....L.....0-2
 9/12/13.....A.....W.....1-0
 9/28/14.....H.....T (2ot).....1-1
 9/24/15.....A.....W.....2-1
 9/22/16.....H.....W (ot).....2-1

SAN DIEGO (1-1-2)

9/19/08.....A.....W (2ot).....2-1
 9/20/13.....A.....L.....0-1
 9/7/14.....H.....T (2ot).....1-1
 9/9/16.....A.....T (2ot).....0-0

SAN DIEGO STATE (2-0-0)

9/24/04.....H.....W.....1-0
 9/21/08.....A.....W.....2-1

SAN FRANCISCO (2-2-2)

9/2/04.....A.....L.....1-2
 9/6/12.....A.....T (2ot).....2-2
 9/15/13.....H.....W.....1-0

9/26/14.....A.....T (2ot).....0-0
 9/27/15.....H.....W.....3-1
 9/4/16.....A.....L.....1-2

SAN FRANCISCO STATE (20-6-2)

9/29/90*.....A.....T (2ot).....2-2
 10/24/90*.....H.....W.....6-2
 10/8/91*.....H.....W.....2-1
 11/2/91*.....A.....W.....2-1
 10/7/92*.....A.....L (ot).....0-1
 10/31/92*.....H.....L.....0-1
 10/13/93*.....H.....W.....1-0
 11/6/93*.....A.....W.....1-0
 9/21/94*.....H.....W.....1-0
 10/26/94*.....A.....T (2ot).....1-1
 9/20/95*.....A.....W.....1-0
 11/4/95*.....H.....W.....3-1
 9/25/96*.....H.....W.....2-0
 11/9/96*.....A.....L.....2-3
 9/27/97*.....H.....L.....1-2
 10/18/97*.....A.....L.....0-1
 9/19/98*.....A.....W.....3-0
 9/30/98*.....H.....W.....3-1
 9/18/99*.....H.....W.....2-0
 10/19/99*.....A.....W.....4-2
 9/13/00*.....A.....W.....2-0
 10/28/00*.....H.....L.....3-4
 9/8/01*.....A.....W (ot).....2-1
 10/23/01*.....H.....W.....3-2
 9/29/02*.....H.....W.....2-1
 10/30/02*.....A.....W.....6-1
 9/13/03*.....A.....W.....2-0
 10/28/03*.....H.....W (ot).....1-0

SAN JOSE STATE (2-3-1)

9/1/98.....A.....L.....1-2
 9/14/08.....H.....W.....3-2
 9/1/09.....A.....L.....1-4
 9/5/10.....H.....W (ot).....1-0
 9/16/15.....A.....L (2ot).....1-2
 8/26/16.....H.....T (2ot).....0-0

SANTA CLARA (0-1-0)

9/4/04.....A.....L.....1-4

SEATTLE (3-3-1)

8/29/01.....H.....L.....1-2
 8/30/02.....N.....W.....1-0
 11/9/03.....A.....W.....2-0
 9/19/10.....N.....L.....0-1
 9/2/11.....H.....T (2ot).....1-1
 9/6/13.....H.....W.....1-0
 8/28/15.....A.....L.....0-6

SEATTLE PACIFIC (2-5-0)

9/12/98.....A.....L.....2-3
 9/11/99.....H.....L.....0-3
 11/13/99.....A.....W.....1-0
 9/22/00.....A.....L.....1-4
 9/22/01.....A.....L (ot).....2-3
 9/14/02.....H.....W.....2-1
 11/7/03*.....A.....W.....1-2

SIMON FRASER (1-0-0)

8/31/01.....N.....W.....2-1

YEAR-BY-YEAR OPPONENT SERIES

Since 1990

SMU (0-1-0)

9/16/12 A L 0-1

SONOMA STATE (9-18-1)

9/18/90* A L 1-3
 10/13/90* H L (ot) 1-2
 9/28/91* H L 0-2
 10/22/91* A W 1-0
 9/25/92* A W (ot) 2-1
 10/20/92* H W 1-0
 10/2/93* H L 0-2
 10/26/93* A L 1-2
 10/29/94* H L (ot) 1-3
 11/2/94* A L 1-4
 9/23/95* H L 0-2
 10/31/95* A L 2-3
 9/28/96* A W 2-1
 11/6/96* H L 0-2
 9/24/97* A L 1-3
 10/15/97* H L 1-3
 9/9/98* H W 3-2
 10/10/98* A L 1-2
 9/7/99* A W 2-1
 10/30/99* H W 3-1
 9/9/00* A L (ot) 1-2
 10/25/00* H L 0-1
 9/6/01* H T (2ot) 1-1
 10/20/01* A W 4-1
 9/11/02* A L 0-1
 10/26/02* H L 1-2
 9/10/03* H L 0-1
 10/25/03* A W 2-1

STANFORD (2-0-1)

9/1/90 A W (2ot) 2-1
 10/15/04 A T (2ot) 1-1
 9/4/05 H W 1-0

TULSA (1-0-0)

9/14/12 N W 2-1

UC IRVINE (9-9-3)

9/12/92 A L (ot) 1-2
 10/1/04 A L 0-3
 9/23/05 A L 0-1
 11/5/05 H W 2-1
 10/4/06 A T (2ot) 2-2
 10/28/06 A L 0-1
 10/27/07 H W 2-1
 11/18/07 A W (ot) 2-1
 10/1/08* A T (2ot) 1-1
 10/25/08* H T (2ot) 1-1
 11/12/08# A L 0-1
 9/30/09* A W (2ot) 2-1
 10/24/09* H L 1-2
 10/6/10* H L 0-3
 10/19/11* A W (ot) 2-1
 9/30/12* A W 3-1
 10/4/13* H W 2-0
 11/15/13# A L 0-2
 10/9/14* A L 0-1
 10/10/15* H W (ot) 2-1
 10/1/16* A W 3-2

UCLA (1-2-0)

11/13/04 A L 1-3
 9/10/09 A L 0-4
 9/4/11 H W (ot) 2-1

UC RIVERSIDE (15-4-1)

10/3/04 A W 2-1
 10/30/04 H W 3-2
 9/25/05 A L 1-2
 10/8/05 H W (ot) 1-0
 9/29/06 A W 1-0
 10/25/06 H W 2-0
 10/3/07 H W 2-1
 11/2/07 A W 2-1
 10/18/08* A L 1-2
 10/7/09* H W 2-1
 10/13/10* H W (ot) 1-0
 11/3/10* A L 0-1
 10/1/11* H W 1-0
 11/5/11* A T (2ot) 1-1
 10/5/12* H W 1-0
 10/13/13* A W 2-0
 11/12/13# H W 3-1
 10/4/14* H W 1-0
 10/1/15* A W 2-0
 10/6/16* H L 1-2

UC SAN DIEGO (0-2-2)

9/29/00 H T 0-0
 9/28/01 A L 1-2
 10/6/02 H L 0-1
 10/5/03 A T 1-1

UC SANTA BARBARA (6-17-3)

11/4/04 A L (2ot) 0-1
 10/15/05 A L 0-1
 10/26/05 H L (2ot) 2-3
 9/23/06 H W 1-0
 10/18/06 A L 0-1
 9/29/07 H L 0-4
 10/12/07* A T (2ot) 2-2
 10/11/08* A W 2-0
 11/8/08* H T (2ot) 0-0
 10/15/09* H L 0-3
 11/7/09* A L 0-2
 10/2/10* A L 1-2
 10/20/10* H L 0-2
 10/8/11* H L (ot) 1-2
 10/26/11* A L 1-3
 11/9/11# A L 1-2
 10/13/12* H W 1-0
 10/28/12* A W (ot) 2-1
 10/19/13* H L (2ot) 2-3
 11/2/13* A T (2ot) 1-1
 10/18/14* H W (2ot) 1-0
 10/29/14* A L (ot) 1-0
 10/21/15* A L 1-2
 10/31/15* H L 0-1
 11/11/15# A L 0-1
 10/19/16* H L (ot) 1-2
 10/30/16 A W 1-0

UC SANTA CRUZ (2-0-0)

9/18/91 H W 3-0
 9/1/99 H W 3-0

UNLV (1-0-0)

8/24/12 H W 1-0

UTAH VALLEY (0-1)

9/24/16 H L 0-1

VALPARAISO (1-0-0)

9/2/06 H L 2-3

VERMONT (0-1-0)

9/19/04 N L 0-2

WASHINGTON (0-4-0)

8/25/06 A L 0-5
 9/13/09 H L (2ot) 1-2
 9/26/10 A L 0-1
 8/30/15 A L 0-3

WEST TEXAS A&M (0-1-0)

9/11/94 H L 0-3

WESTERN WASHINGTON (4-0-0)

8/27/99 N W 4-0
 9/1/00 N W 2-0
 9/20/01 A W 2-0
 9/8/02 H W 2-0

WESTMONT (0-1-0)

9/6/90 A L 2-4

WISCONSIN (1-0-0)

9/6/15 H W 3-2

XAVIER (0-2-0)

9/9/06 N L 1-2
 8/31/07 A L (ot) 0-1

* Conference game

Conference tournament

† NCAA Championship

AGGIE LETTERWINNERS

Abaunza, Alexander Jose.....	'39	Blair, Lawrence Keith.....	'77-78-79	Clarke, Gregg Eric.....	'79-80-81-82
Abeel, Brian Alan.....	'86	Bland, Michael Norman.....	'90, '92	Colen, Andrew Benjamin.....	'71, '74-75
Acevedo, Miguel.....	'14-15-16	Blondi, Tyler.....	'96-97-98-99	Collins, James Calhoun.....	'69
Aguiar, Alex.....	'10-11-12-13	Blount, Lindsay Hoben.....	'77	Comfort, Keith Benjamin.....	'81-82-83
Aguilar, Thomas Robert.....	'73	Boateng, Roy.....	'15-16	Conklin, Ian.....	'05-06-07-08
Agurcia, Ignacio.....	'39	Boeck, Laurence G.....	'76	Conlon, Robert.....	'96-97-98-99
Aicinena, Steven Jon.....	'75-76	Bolandos, Roberto.....	'59	Cooke, Christopher Charles.....	'81
Alegresa, Daniel.....	'56	Boleda, Patricio Ivan.....	'72	Corbett, Christopher M.....	'94-95-96-97
Alfaro, Rafael Antonio.....	'40	Bone, Thomas Edward.....	'68-69	Correa, Hernan.....	'58
Alunan, Sergio de la Rama.....	'48	Borman, Matthew Scot.....	'86-87-88-89	Cortini, Carlos Maria.....	'49-50
Alvarez, Evan.....	'15-16	Bosch, Nick.....	'03-04	Coughlin, Donald Joseph.....	'75
Alvarez, Luis Rosas.....	'47-48	Boucher, James B.....	'73-74, '76-77	Coulthard, William Lloyd.....	'80-81
Alvarez-Westin, Humberto Roberto.....	'50	Brown, Emigdio.....	'86	Crane, Roy Edward.....	'46
Amara, Ahmed A.....	'72	Bray, Michael Austin.....	'75	Creamer, Drewin T.....	'95-96
Amaral, Matt.....	'00	Brenes, Jose R.....	'59	Csikesz, Bela Stephen.....	'71
Amarikwa, Quincy.....	'05-06-07-08	Briggs, David Ashley.....	'86	Cuellar, Rene.....	'08-09-10-11
Amer, Kamal Saad.....	'72-73-74	Briggs, Donald Paul.....	'73-74-75-76	Curl, Darren Matthew.....	'87-88-89
Amezcuca, Jose Angel.....	'68-69, '71	Brimmer, Henry David.....	'65-66	Curtis, Dylan.....	'05-06-07-08
Amezcuca, Juan Elizondo.....	'71	Brock, John Miles.....	'77	Custodio, Dennish Reyes.....	'76
Amick, Thomas David.....	'91-92-93	Brooks, Justin.....	'97-98-99-00	D'Halluin, Xavier Lucien.....	'48-49
Andrade, Richard Alan.....	'87	Brown, Andre.....	'11-12-13-14	Dagenais, Paul.....	'03-04
Andrews, Jeffrey Harold.....	'73-74	Brown, Joachim M.....	'94-95-96	Dajani, Joseph Wafa.....	'46-47
Andrus, Hobart Hunt.....	'69	Brown, Lloyd J.....	'60-61	Dajani, Yousif Sharif.....	'47
Anibaba, Sule.....	'04, '06-07-08	Brown, Michael John.....	'83-84-85	Daly, Carlos M.....	'50
Arellanes, Peter Gregory.....	'83-84-85-86	Brown, Russell.....	'03-04-05-06	Dana Jr., James Pearce.....	'76
Arocena, Pelayo A.....	'50	Bruce, Eric Dean.....	'77-78-79	Daniel, Dale Len.....	'80-81
Aronis, Mike.....	'98-99	Brusca, James Phillipe.....	'93-94-95, '97	Daniels, John David.....	'80-81-82-83
Arrau, Alejandro.....	'58-59	Buchanan, Sean.....	'98-99-00-01	Daniels, Thomas Shane.....	'85
Arriola, Miguel A.....	'50	Budesa, Paul G.....	'40, '43	Danino, Oscar B.....	'50
Arrua, Mariano.....	'03-04-05-06	Budniewski, Eric.....	'12-13	Davis Jr., Harley.....	'68-69-70-71
Arthur, Ralph Edward.....	'48	Bue, Brian Douglas.....	'76-77	Davis, David Matthew.....	'85-86-87, '88
Asay, Christopher Earl.....	'79	Burciago, Francis Patino.....	'47	Davis, William Boyce.....	'46
Ashah-Yazdi, Babak.....	'85	Burg, Leslie C.....	'47	Daza, Juan de Jesus.....	'65
Attia, Aly Raghieb.....	'39-40-41, '43	Burns, Brett Charles.....	'91-92-93-94	DeGraff, Jerome A.....	'61
Atuora, Dester O.....	'62	Butler, John Patrick.....	'83-84, '86	deGranada, Thomas.....	'56-57-58-59
Atwood, Thomas Galt.....	'66	Bynum, Jeffrey.....	'79	DeJong, Matt.....	'97-98-99-00
Aungst, Taylor.....	'05-06	Caicedo, Jaime Hernando.....	'40	deKadt, Sydney R.....	'50
Avelino, Antonio Casal.....	'47	Cain, Paul.....	'04-05-06-07	Del Gobbo, Sam.....	'10-11
Avila, Juan.....	'01-02-03-04	Calahane, Phillip Ralph.....	'83	Del Rio, Adrian.....	'98-99-00
Bachtell, Nathan Edward.....	'92-93	Calderon, Mario Cesar.....	'57-58	Delfino, Christopher Ambrose.....	'85-86-87-88
Bagheri, Niknam "Nikki".....	'89-90-91	Callahan, Brendan J.....	'94-95-96-97	Dellarole, Renzo.....	'48
Bakbak, Wahbi.....	'69	Callejas, Ruben.....	'39-40	Demasi, Walter M.....	'48
Baker, Stanton Meade.....	'86-87	Cameron, H. Ronald.....	'49	Denkers, Dirk Seymour.....	'75-76-77
Ball, Sheldon Stanley.....	'72	Camp, Jerrold William.....	'75	deVengoechea, Juan M.....	'56-57-58
Balsdon, James H.....	'48	Campbell, Dan.....	'05-06-07-08	Dewey, Bryce Chamberlin.....	'47-48
Bannerman, Charles James.....	'65-66-67	Cane, Brian.....	'97-98-99	Dhaliwal, Puneet S.....	'95
Baringer, Matt.....	'15-16	Carbonell, Richard Bert.....	'40, '43	Diallo, Alpha Amadou.....	'65-66
Barrett, Evan.....	'14-15-16	Carlson, Thomas Charles.....	'89	Diaz, Aristides Edmundo.....	'50
Barrick, Peter.....	'99-00-01-02	Carmon, Frederick.....	'75	Dibos, Jose C.....	'56-57
Barron, Jacob.....	'09-10	Caro, Ryan.....	'13-15	DiFiori, Nathan.....	'15
Batcabe, John Paul.....	'88, '90-91	Carpio, Juan Francisco.....	'74-75-76	Dobson, Robin Lowry.....	'66-67
Belden, Bradley Thomas.....	'72-73-74	Carpio, Sergio Domin.....	'68-69-70	Domenech-Tarrago, Francis J.....	'59-60-61
Bell Jon. W.....	'80, '82	Carter, Eli.....	'99-00-01-02	Dougherty, Robert Leroy.....	'83-84-85-86
Belli, Carlos Quillermo.....	'46-47	Carter, Steven F.....	'79-80-81	Downie, Craig Robert.....	'75-76
Benedetti, Mark Stephen.....	'72	Castaneda, Fernando.....	'48-49	Duane, Jacob S.....	'95-96-97
Benirschke, Rolf Joachim.....	'74-75-76	Center, Edward William.....	'91-92	DuFrene, Del.....	'46
Beville, Christopher.....	'07-08-09-10	Cerutti, Julien.....	'04-05-06	Durfee Jr., Philip Thaddeus.....	'56
Bhoy, Surendra Nath.....	'46	Chattaris, Suchart.....	'73	Eagling, Donald David.....	'72
Bhumiratana, Amarit.....	'66-67	Chavez, Armando Ulises.....	'40	Easley, Robert Howard.....	'87
Bhumiratana, Sakarindr.....	'66-67-68-69-70	Chopan, Mustafa.....	'09-10-11-12	Eastling, Michael Crawford.....	'77-78-79
Birak, Satpal Singh.....	'79-80-81	Chordas, Michael.....	'75-76-77	Eastman, Jon.....	'97-98-99-00
Blackwell, Douglas Peter.....	'75	Christiansen, Harry Richard.....	'40, '43	Echeverri, Guillermo S.....	'56

AGGIE LETTERWINNERS

Edwards, Robert Allen.....	'39	Gamble, Paul Northam "Archie"	'74-75-76-77	Hanon, Mario Jose	'57-58
Ehrmann, Steven Norbert.....	'72	Garcia, Gabe.....	'02-03-04	Harkness, Gregg Edward	'69
El Kirshen, Ali A.M.	'39	Garcia, Rafael.....	'62	Hartlin, Jeffrey T.	'94
El Moughazi, Mohamed Mohamed.....	'39	Garrick, Michael.....	'09-13	Harvey, James Caldwell	'47-48
El Sherif, Ashraf M.	'62	Gelpi, Samuel Dirk.....	'75	Harvey, Phillip Gilmore	'47
Elklibti, Ali Giebril	'69	Genera, Diego	'99-00-01-02	Haskell, Coburn	'46-47-48
Elze, Olaf Dietrich	'84-85-86	Ghobadi, Farrokh.....	'65-66-67	Hatifie, Ahmad.....	'05-06-07-08
Ennis, Josh	'00	Ghobadi, Khostow.....	'62	Hatifie, Hoshang.....	'13-15
Enyinnia, Tobias O.	'65	Giantranco, Silipo	'66-67	Haug, Kern Hansen	'79-80
Erb, Edgardo.....	'50	Gil, Fernando G.....	'56	Haws, Stephen Charles	'75
Erbe, Derek Alan	'86-87-88-89	Gilbert, Charles.....	'78	Hazel, Luke	'16
Ernst, Steven	'03-04-05	Gilbert, Daniel Jonathan.....	'83-84-85-86	Hazzard, Matt	'11
Eroschenko, German Victor.....	'59-60-61	Gilbert, Keith.....	'01-02-03-04	Hebel, Glenn Arnold	'83-84-85
Escardo, Enrique Aquiles.....	'60-61	Glucksman, Aaron.....	'05	Heineberg, Claudio Ricardo	'57-58
Escardo, Hector F.	'59-60-61	Gobalet, Kenneth Walter	'65-66-67-68	Heller, Harold Walter	'46
Escardo, Rafael B.	'58-59-60-61	Godinez, Julian.....	'07-08-09	Henry, Alex	'10-11-12-13
Escobar, Carlos D.....	'95-96	Godoy, Reinaldo.....	'62	Heptner, Kristian.....	'15-16
Espencheid, Erich Kurt	'84-85-86-87-88	Goicoechea, Mariano	'49-50	Hermann-Legueu, Jacques F.....	'59-60-61
Esquivel, Alejo F.	'49-50	Gomez, Cesar Javier	'39	Hernandez, Bobby.....	'96-97-98
Estakhri, Petro	'78	Gonzalez, Alejandro	'50	Hernandez, Juan	'05-06-07, '09
Estevez, Jose Ramon.....	'93-94	Gonzalez, Jose Ramon	'69-70-71	Herrero, Ramon Apto	'40
Faeth, Peter Fitzgerald.....	'90-91-92-93	Goodman, Jeffrey Lee	'81-82-83	Heu, Ya	'92
Fairman, David Linne.....	'90	Gracia-Galvan, Hector Joel.....	'57-58	Heyl, Victor Cottone	'49
Fast, Terry Allen.....	'73-74	Graham, Miles	'65	Higgins, Kyle	'14-15-16
Fathe-Aazam, Shidan	'46	Graue, Augusto Arturo.....	'50	Hillesland, Thomas Edward.....	'87-88
Faul, David Duane	'66, '68-69-70	Gray, Richard Sherman.....	'88-89-90	Hirsch, Michael David.....	'88-89-90
Faye, Francois Gabriel.....	'68-69-70	Grigoriev, Nick.....	'10-11-12-13	Hoang, Alexander Douglas.....	'88, '90
Federico, Gregory K.	'95-96-97-98	Gross, Ryan	'12-13-14-15	Hocking, Brian Thomas	'92-93
Finazzo, Stefano	'65	Guardia, Tomas Arturo.....	'59-60-61	Hoeck, Sam	'13-14
Finkelstein, Stuart Jay	'75	Guerin, Justin B.	'94, '96	Hoel, Robert William.....	'39-40
Firouzash, Hoshang	'62	Guidoux, Dale Edouard	'75	Hopp, Hartmut W.	'69
Fisher, Beau M.....	'94-95-96-97	Guirola, William	'46-47	Hord, Elliott.....	'10-11-12-13
Fishman, Wendell Samuel	'86	Gutierrez, Eduardo	'56-57, '59	Horton, Wilburn Alonzo	'39-40
Fleshman, David Graham	'86	Gutierrez, John Andrew.....	'84-85	Hull, Jeff	'01-02-03-04
Flom, Walter Dean.....	'77-78	Gutierrez, Xavier Valdez	'68	Huovinen, Richard Jon	'73-74
Flynn, Brian.....	'01-02-03-04	Guzman, Steven	'15-16	Huttlinger, James Carrington	'74-75-76
Ford, Brian.....	'11-12-13-14	Gwin, Jake Samuel	'90-91-92	Ingalls, Robert Perrin.....	'78-79
Formico, Marte.....	'16	Haase, Gottfried Joachim.....	'65	Inglis, Christopher Willaim.....	'78-79
Fradkin, Gershon.....	'47	Hadley, Miles	'07-08-09	Irwin, Jeffrey Newton	'73
Franco, Roberto Giuseppe.....	'61	Haggerty, Kevin Michael.....	'91-92, '94-95	Island, Timothy Joel	'86
Fraunfelder, Michael Baker	'81-82	Hall, Anthony Elmitt	'65	Jack, Ryan	'98-99
Friedlander, Alan Berle	'65-66	Hall, Eric John.....	'74	Jackson, Brent Clark	'81-82
Friedman, Glenn Alan.....	'76	Hall, Jameil.....	'09	Jaramillo, Julian	'56-57
Frush, Donald Paul	'78-79	Hallen, Michael Edmund.....	'72	Jarman, Nate	'08
Funes, Jose Enrique	'50	Hammond, Darren.....	'02-03-04	Jarvis, Tommy.....	'97-98, '00
Gadol, Louis C.	'60	Hammond, Greg	'04-05-06, '08	Javadi, Nathan.....	'07-08-09-10
Gailey, Mark Steven.....	'73	Hamrick, Scott Baker.....	'69-70-71	Jimenez Jr., Geronimo.....	'92-93
Gaitan, Adan.....	'49	Hannah, Joseph Jon.....	'79-80-81	Jimenez, Claudio G.....	'56-57

NCAA POSTSEASON HISTORY

2008 NCAA D-I First Round	Defeated Denver, 4-0
2008 NCAA D-I Second Round.....	Lost to #14 Michigan, 1-2
2007 NCAA D-I First Round	Lost to #17 California, 1-2 (2ot)
1999 NCAA D-II First Round	Defeated Seattle Pacific, 1-0
1999 NCAA D-II Quarterfinal	Lost to Fort Lewis, 1-2
1977 NCAA D-II First Round	Lost to Seattle Pacific, 0-1
1976 NCAA D-II First Round.....	Defeated Cal State Hayward, 1-0
1976 NCAA D-II Quarterfinal.....	Lost to Chico State, 1-2 (2ot)
1975 NCAA D-II First Round.....	Lost to Seattle Pacific, 1-2
1973 NCAA D-II Second Round	Lost to Cal State Fullerton, 1-3

AGGIE LETTERWINNERS

Keegan, Kevin William.....	'80-81-82	Maloney, Hunter.....	'04-05-06	Newman, John Donald.....	'75-76
Keehan, Garth Andrew.....	'74-75	Malpartida, Carlos Elias.....	'56, '58	Newport, Riley.....	'09-10, '12
Kehlor, Robert Raymond.....	'48-49-50	Mandel, Isaias.....	'56	Ngissah, James Andrew Kweku.....	'74
Keita, Aboubakar.....	'65-66-67	Manella, Eddie.....	'11-12-13	Nicol, Morgan Thomas.....	'75
Keller, David.....	'03-04	Mara, Kabine.....	'65-66	Noguera, Alfredo.....	'50
Kelsh, Terrence James.....	'79	Marcotte, Mark Kenneth.....	'69	Nolen, Matthew Chemath.....	'90-91-92
Kemover, Erasmus R.....	'62	Marcotte, Paul Gilbert.....	'74-75-76-77	North, Richard Cayton.....	'83
Kerslake, Gary William.....	'76	Marcoux, Paul.....	'06-07-08-09	Novak Jr., James Russell.....	'91, '93
Kibunguchy, Nabi.....	'16	Martin III, Darrell William.....	'86-87-88	Nutson, Gregory Gordon.....	'89
King, Hugh Michael.....	'59-60-61	Martin, Jean-Marie.....	'66-67	Nutson, Peter Alan.....	'85-86-87-88
King, Thomas Joseph.....	'74-75	Martin Del Campo, Ramon.....	'11-12-13-14	O'Donnell, Tim.....	'97
Kinnee, Dean Richard.....	'78-79-80-81	Martinez, Bercerril Victor Manu.....	'66	Obata, James William.....	'79
Kitts, Joseph Carl.....	'73-74-75-76	Martinez, Marcelo A.....	'67-68-69-70	Ogasawara, Paul Frank.....	'74
Kitts, Justin.....	'14	Martini, Jake.....	'02-03-04	Ognistoff, Frank Gregory.....	'48
Klein, Joel David.....	'90-91	Mata, Ricardo A.....	'62	Okezie, Onumegbo Baldwin.....	'65
Koch-Weser, Erich.....	'48	Matheson, Monte Duncan.....	'72	Olawale, Oladejo.....	'65-66
Koehmen, William.....	'50	Mathieu, Gilbert P.....	'60-61	Ortiz-Garza, Nazario.....	'40
Kong, Jason.....	'98-99-00-01	Matteoli, Vinney.....	'02-03	Oto, Melvin K.....	'78
Kong, Philip.....	'00-01	Matteoli, Zak.....	'00-01	Ottersen, Wayne LeValley.....	'39
Konnemacher, William.....	'66-67	May, Daniel Matthew.....	'73	Pacheco, Fabio.....	'49
Kratzer, Charles Richard.....	'72-73	McCartney, Wade Stafford.....	'84, '86-87	Palmer, Ian.....	'11-12-13-14
Kruse, Timothy Walter.....	'71-72-73-74	McCowan, Ryan.....	'07-08-09-10	Parada, Jorge Daniel.....	'48-49
Kuespert, John Victor.....	'88-89-90-91	McDivitt, Roger Paul.....	'66-67	Parra, Rodrigo G.....	'60-61
Kulisch, Stephen P.....	'94-95	McElwain, William H.....	'46	Pasto, Matthew Emil.....	'68-69
Kutman, Ahmet Ali.....	'65-66	McMartin, Duncan Alastair.....	'83-84-85-86	Patterson, Lance.....	'08-09-10-11
Lane, Chadwick David.....	'90	Meade, Richard Alan.....	'67-68-69-70	Payne, Lloyd Ackerman.....	'39
Lapointe, Arthur Laurent.....	'70-71	Melvin, Eric Scott.....	'92-93	Pelkey, Neil Wallace.....	'79
Lapsley, Wallis.....	'16	Melvin, Jason Andrew.....	'92-93-94	Pepple, John Talmadge.....	'66-67
Larrain, Gerardo.....	'56	Melvin, Jeffrey Daniel.....	'93	Perez, Carlos Alberto.....	'82-83-84
Leas, Joseph Henry.....	'77	Mendoza, Luis Bernal.....	'68	Perry, Bradford.....	'77
Leavitt, Justin.....	'16	Miankatu, Eduardo C.....	'61	Petersen, John D.....	'78, '80
Ledden III, William Joseph.....	'88-89, '91	Middlesworth, Colin Wayne.....	'89-90	Peterson, Drew Elliot.....	'77
LeBon, Derek.....	'07-08, '10	Middlesworth, Darren Scott.....	'88-89-90-91	Pettus, Ralph Leonard.....	'48
Lee, George Godfrey.....	'47-48	Milkovich, Anthony.....	'95-96-97-98	Pfaff, James Allen.....	'70-71, '73-74
Leer, Chris.....	'06-07-08-09	Misselbeck, Hans.....	'62	Pitcher, Jefferson Dean.....	'92
Leimert III, Walter Hubert.....	'73	Moeller, Phillip Randall.....	'69	Pitts, Jason I.....	'94-95-96-97
Lejniaks, Gregory Eugene.....	'81-82-83-84	Mogelson, Jake.....	'05-06-07-08	Piyapongse, Pongpit.....	'58
Leon, Ernesto J.....	'57-58	Mohageg, Lucas.....	'12-13-14-15	Pizarro, Rafael.....	'72-73
Levy, Jose.....	'66-67	Mohrmann, Brian R.....	'72	Platter, Everett Thaddeus.....	'39
Lew, Loren Richard.....	'75-76	Mole, Gregory P.....	'83-84-85-86	Platter, Nic.....	'00-01-02-03
Liddicoat, Thomas Stephen.....	'66-67-68-69	Moll, Alan Howard.....	'72-73-74	Poku, Kwasi.....	'62
Lind, Nicholas.....	'04-05-06	Moll, Steven Verne.....	'70-71-72-73	Pomares, Michael.....	'97-98
Lion III Esq., Paul Lazard "Chip".....	'76-77-78	Montenegro, Andrew.....	'96	Portilla, Luis Franc.....	'68
Locke, Christopher John.....	'73	Montero, Luis Rodolfo.....	'58	Posz, Gary S.....	'56
Loeper, Ulrich Wilhelm.....	'72	Montoya, Michael James.....	'88, '91	Power, Onah.....	'16
Lokteff, Yury Danielovich.....	'60-61	Moran, Francisco A.....	'57	Powers, Ryan.....	'01, '03
Long, Stephen T.....	'80	Moraza, Ramon.....	'49	Prinz, Matthew T.....	'93-94-95-96
Lopez, Alberto Vargas.....	'68-69-70	Morris, Michael Bruce.....	'72-73-74	Provencher, Matt.....	'09, '11
Lopez, Emilo Felix.....	'92	Morse, Bryan Forman.....	'72	Pu, Mark Siad Hing.....	'83-84
Loyola, Bertin.....	'04-05	Mosle, Wayne.....	'74-75	Quezada, Armando.....	'13-14-15-16
Ludington, Benjamin D.....	'94-95-96-97	Moudarris, Farouk Yahta.....	'47	Quimson, John Tuason.....	'46-47
Luft, Danny.....	'98-99-00	Moura, Stephen Eugene.....	'88-89-90	Quintero, Brian.....	'15-16
Lurton, John M.....	'78	Mueller, Mitchell Johannes.....	'81	Quinteno, Rafael Antonio.....	'57
Luthi, Peter Rudolf.....	'67-68	Munnich, Kurt A.....	'49	Raap, William Robert.....	'67-68-69
Lyon, James Pickering.....	'77-78-79	Munoz, Eduardo Rafael.....	'71-72-73	Raffo, Juan A.....	'62
Lyttle, John B.....	'46-47	Munson, David William.....	'86-87-88	Ramirez, Denis Roberto.....	'70
MacMillan, James Sumner.....	'86-87	Nakamura, Reid.....	'97-98-99	Ramsey, Jared.....	'01-02
MacNamara, Dashiell "Dash".....	'13-14-15-16	Nannery, Michael Joseph.....	'76	Raphael, Joseph.....	'60-61
Magonigal, Logan.....	'14	Nasca Jr., Theodore Angelo.....	'84-85-86-87	Rarick, Bruce Allan.....	'76-77
Maguih, Jeffery.....	'74	Nelson, Grant Edgar.....	'75	Rascon, Tony.....	'11
Mahshi, George J.....	'46	Nelson, Tyler "Smalls".....	'99-00-01-02	Raymond, Darren Michael.....	'91-92
Maldonado, Francisco J.....	'57	Neuhaus, Rodolpho G.....	'46-47-48-49	Reese, Dan.....	'09-10-11

AGGIE LETTERWINNERS

Reese, Pat.....	'12	Sternberg, Aaron	'39-40	Watson Jr., James Calvert	'76-77-78-79
Restrepo, Luis.....	'94-95-96-97	Stinghen, Joel Salada.....	'69	Watson, Jerome Philip.....	'82-83-84, '86
Rhode, Chase.....	'16	Stoian, Daniel M.	'95-96	Weiss, Barry Neal	'86
Richardson, Bryan Edward	'86-87-88-89	Stone, David Hansard.....	'78	Wellman, Aron A.	'95
Rico, Jesus.....	'85-86	Streutker, Donald Q.	'56	West, Melvin Elmer.....	'48
Rieland, Tris Leonard.....	'89-90	Sukharm, Paul Suresh	'74	Whelen, John Sidney.....	'46-47
Riesco, German	'62	Sullivan, Thomas John.....	'79-80-81-82	Whetstone, Steven Clark	'80-81-82
Riggins, John H.	'80	Summers Jr., Oscar Wallen.....	'49	White, Shawn LeNard	'88-89
Rios, Eon.....	'98-99	Sutabutra, Satri Thiva	'62	Wickers, Brian.....	'05-06-07
Robello, Andrew	'09	Suter, Martin Kaspar.....	'79-80-81-82	Wiesenfarth, Matt	'11-12-13-14-15
Roces, Antonio Varona	'61	Swatez, Ben.....	'00, '03	Wilhelm, Richard Phillip.....	'73
Roche, Cullen	'12	Sweet, Scott Piercy.....	'73-74	Williams, Glenn Stewart.....	'74
Rodriguez, Augustin Negrete	'69, '71	Sweet, Stuart Alan.....	'75-76-77-78	Williams, Spencer	'12-13-14-15
Rodriguez, Edson	'01-02	Swonetz, Jesse.....	'98-99-00-01-02	Willis-Hong, Connor.....	'14-15-16
Rodriguez, Javier M.....	'72-73-74	Syamal, Mirode Baron	'46	Wilson, Andrew John "Drew"	'70-71
Rosales, Francisco Rigoberto	'68, '71	Tanaka, Yuta	'00-01-02-03	Wilson, Christopher Jerome	'82-83-84
Rosales, Mario Jose.....	'72	Tang, Ming Han	'65	Wilson, Noah.....	'14-15-16
Rotteveel, Hubert Peter.....	'82-83	Tanghetti, Emil Anthony.....	'68	Winslow, Donald Fenner.....	'66-67-68
Rotteveel, John Hubert C.	'82	Taylor Jr., Paul Beal	'48	Winslow, Edward Kent.....	'70-71
Rovo, Arthur.....	'01	Thomas, Adetokunko A. "Toks".....	'79-80-81-82	Wolk, Allan.....	'46
Saballos, Ivan	'49	Thomas, Christopher Lee	'72	Wong, Barry William	'88-89-90-91
Sabbah, Maurice David "Chico"	'48-49	Thomas, Derrick	'01-02-03	Wong, Jonathan Stuart.....	'91-92-93-94
Salazar, Greg.....	'14-15-16	Thomas, Paul Clarence.....	'48	Worrich, Andrew Reuben	'89, '91-92
Salman, Michael Richards	'81	Thoukis, Gerard	'75	Wraith, Stephen James.....	'84
Samayoa, Rodrigo	'40	Tonye, Pierre Rene	'65	Wright, Justin.....	'15-16
Samir, Arsani.....	'78	Torres, Lizandro.....	'14-15-16	Yau, Johnny	'01-02-03-04
Sanchez Madrigal, Enrique.....	'16	Torres-Rojas, Jorge F.....	'60	Yenokida, Emerson.....	'98-99-00
Santos, Jason	'07-08-09-10	Torten, Michael.....	'58	Yichoy, Luis Guiller	'69
Sardon, Richard Jesse.....	'68-69	Train, Daniel Elvior.....	'46	Young, Peter Baxter.....	'58-59
Sbeta, Khaled T.....	'69	Trujillo, Rudolfo Augusto	'56, '58-59	Zabel, Karl C.	'80-81-82
Schulte, Kevin.....	'10	Turki, Wajidi H.....	'69	Zanker, William Delbert	'46-47-48
Scaff, Michael Elias.....	'46	Turner, Stephen Heald.....	'74	Zapata, Rafael J.....	'50
Schulte, Kevin.....	'11-12-13	Tyler, Stevan Clyde	'69-70	Zaragoza, Vberri Fernando	'48-49
Schultz, Kris	'12-14-15	Uffelmann, Hans Werner	'57-58-59	Zauner, John Michael	'87-88-89
Schwartz, Ronald H.	'80	Uram, Mark Thomas.....	'81	Zeenni, Omar.....	'10-11-12-13
Scott, Norman Joseph.....	'74	Uranga, Jaime G.	'57-58-59	Zenor, Donald Richard.....	'66
Scott, Russell Douglas.....	'73	Uricoechea, Jose Maria.....	'56-57-58-59	Zeragome, Fernando.....	'65
Segur, Getachew	'87	Ustrach, Paul Constantine.....	'86, '89	Zicker, John Eldon	'75-76-77
Self, Mark Lea.....	'78-79	Vallejos, Cristian Rodolfo.....	'90	Zopf, John Peter	'77-78-79
Serratos, Ernesto.....	'79, '81-82-83	Vander Zanden, Jason.....	'00	Zwarych, John Edward.....	'77-78-79
Shaffer, Derek.....	'05	Vanderpoorten, Jordan	'05-06-07-08		
Shaw, Ryan.....	'01-02-03-04	Vargas, Fernando	'06		
Shawlee, Ethan.....	'09-10-11-12	Vargas-Jara, Claudio Fernando.....	'60		
Shelby, Patrick M.	'90	Vasquez, Rodolfo Anthony	'78		
Sheldon, Matt	'11-12-13-14	Velarde, Alfonso	'40, '43		
Sherman, Richard Allen.....	'71-72	Velez, Ernesto.....	'59		
Silva, Joseph Sarmento.....	'41	Venkatram, Bangalore Rangaswamy	'46-47-48		
Simonpietrie, Alfred Herrera	'39-40,	Vergara, Roberto	'50		
Simonpietrie, Francis H.	'39-40-41, '43	Vexler, Cipriano Arturo	'62		
Siragusa, Tommy	'10	Vexler, Moises Idel.....	'57		
Slagle, Matthew.....	'05-06-07	Villacorta, Juan V.....	'56-57		
Slavin, Clark Alex.....	'92-93-94	Vincent, Geoff.....	'98-99-00		
Smeding, Hendrick	'72	Volf, Timothy Harry	'74, '76-77-78		
Smeloff, Edward Alexander	'68, '71	Von Der Linde, Peter G.	'79		
Smith, Jason Dawson.....	'92-93	Voss, Connor	'02-03-04		
Smith, Justin Scott.....	'86-87-88-89	Wachs, Keely A.	'94-95		
Smith, Zachary Nicolas.....	'89-90-91-92	Wain, Hans Martin	'81-82		
Sommer, Richard Hermann	'48-49	Walker, David Michael.....	'74-75		
Soriano, Ronald Lew.....	'68-69-70-71	Warf, William Robert.....	'74		
Spiegelman, Jeffrey Alan	'86	Warne, Charles	'03-04-05-06		
Stanko, Scott Kevin.....	'84-85-86-87	Warner, Eric J.....	'95		
Steele, Blake	'12	Warner, Jeremy	'99-00-01-02		