



**UC DAVIS**

**2018 Division I Football Championship  
Information Guide**



Final  
January 5



\*Weber St., 48-23

### Final Bracket







at San José State ..... W, 44-38  
Thu., Aug. 30  
San Jose, Calif.  
CEFCU Stadium (30,456)



**RV/RV San Diego ..... W, 54-21**  
**Sat. Sept. 8**  
**Davis, Calif.**  
**Aggie Stadium (10,849)**



at No. 9/9 Stanford ..... L, 30-10  
Sat. Sept. 15  
Stanford, Calif.  
Stanford Stadium (50,424)



**RV/- Idaho\* ..... W, 44-21**  
**Sat. Sept. 22**  
**Davis, Calif.**  
**Aggie Stadium (10,849)**



at Northern Colorado\* ..... W, 49-36  
Sat., Oct. 6  
Greeley, Colo.  
Nottingham Field (8,500)



**RV/RV Idaho State\* ..... W, 44-37 (ot)**  
**Sat., Oct. 13**  
**Davis, Calif.**  
**Aggie Stadium (10,849)**



at Cal Poly\* ..... W, 52-10  
Sat. Oct. 20  
San Luis Obispo, Calif.  
Spanos Stadium (11,075)



at Montana\* ..... W, 49-21  
Sat, Oct. 27  
Missoula, Mont.  
Washington-Grizzly Stadium (25,217)



**Northern Arizona\* ..... W, 42-20**  
**Sat. Nov. 3**  
**Davis, Calif.**  
**Aggie Stadium (10,849)**



at Eastern Washington ..... L, 59-20  
Sat., Nov. 10  
Cheney, Wash.  
Roos Field (8,600)



**Sacramento State\* ..... W, 56-13**  
**Sat. Nov. 17**  
**Reno, Nev.**  
**Mackay Stadium (30,000)**



**Northern Iowa^ ..... W, 23-16**  
**Sat. Dec. 1**  
**Davis, Calif.**  
**Aggie Stadium (10,849)**



at Eastern Washington^^ ..... 1 p.m.  
Sat., Dec. 8  
Cheney, Wash.  
Roos Field (8,600)

#### Home games in bold

\* - Big Sky Conference game

^ - NCAA Football Championship - Second Round

^^ - NCAA Football Championship - Quarterfinal

### No. 6 UC Davis Aggies (10-2)

at

### No. 3 Eastern Washington Eagles (10-2)

**Dec. 8 • 1 p.m. • Roos Field (8,600) • Cheney, Wash.**

**ESPN3** - Trey Bender (PBP), Forrest Conoly (Analyst)

**Online Stream:** WatchESPN.com or ESPN3.com

**Radio:** 1380 AM KTKZ - Scott Marsh (PBP) and Doug Kelly (Analyst)

**Internet Audio:** TuneIn.com (Search: KTKZ)

**Live Stats:** UCDavisAggies.com

**In-game Twitter Updates:** @UCDFootball

**Official Hashtags:** #GoAgs, #AGScension

#### QUICK HITS

- The 2018 season is the 100th in UC Davis football's history
- By finishing the season 9-2 overall and 7-1 in league play, the Aggies earned their first FCS postseason berth, and a No. 6 ranking in this year's playoffs, which gave the team a First Round bye
- In last Saturday's home game vs. Northern Iowa, UC Davis' made its first FCS playoff appearance, and 20th overall NCAA postseason appearance, in program history.
- The Aggies' FCS playoff debut was a historical one because they defeated the Panthers, at Aggie Stadium, by a 23-16 score, and advanced to the quarterfinal round to face Eastern Washington for the second time this season
- This matchup in Cheney guarantees at least one Big Sky team will advance to the FCS semifinal round, and will face the winner of Friday's Weber State-Maine matchup
- If Weber State wins, the winner of this game will head to Ogden next week; if Maine wins, either EWU or UC Davis will host next week's semifinal
- Saturday's rematch pits EWU, ranked No. 3 in this year's playoffs, against No. 6 UC Davis
- When the regular season ended, EWU held national rankings of 4/3; the Aggies were ranked Nos. 7/10 respectively in the STATS FCS Media and AFCA Coaches' Poll
- Both teams finished the regular season with 10-2 overall and 7-1 league records, and are two of the Big Sky's three co-champions
- This is the first playoff rematch involving Big Sky teams since 2014 when, coincidentally, Eastern Washington hosted Montana
- Compared to UC Davis, a team that will compete in its first FCS playoff road game and second in program history, Saturday's game is the Eagles' 28th FCS all-time postseason and 20th home game
- Eastern Washington has not played a road playoff game since 2009, and is 11-4 in the 15 home games since
- The Eagles and Aggies are ranked No. 4 and No. 7 nationally with their 44.9 and 40.6 ppg averages
- At 326.6 yards per game, UC Davis' passing offense is No. 3 in the NCAA; Eastern Washington is ranked No. 20 at 272.0 ypg
- In its Second Round game, Eastern Washington trailed Nicholls 14-3 early in the second quarter before scoring 42 unanswered to take a 42-14 lead with 3:34 left in the game

#### SERIES HISTORY

- Saturday's game is the eighth meeting between UC Davis and Eastern Washington, the sixth to take place on the Eagles' turf, the second head-to-head matchup this year and the first in the postseason
- EWU won each of the first seven games

## QUICK FACTS

## GENERAL INFORMATION

Name ..... University of California, Davis  
 City/Zip ..... Davis, Calif./95616  
 Established/Founded ..... 1905/1908  
 Enrollment ..... 37,395  
 Nickname ..... Aggies  
 Branding Colors ..... Blue - CMYK: 100/69/8/54; RGB 0/40/85  
 ..... Gold - CMYK: 13/19/62/28; RGB: 179/163/105  
 National Affiliation ..... NCAA Division I  
 Conference ..... Big Sky  
 Chancellor ..... Gary S. May  
 Athletics Department Phone ..... (530) 752-1111  
 Director of Athletics ..... Dr. Kevin Blue  
 Deputy Director of Athletics ..... Rocko DeLuca  
 Faculty Athletics Representative ..... Scott Carrell  
 Senior Associate A.D. (Student-Athlete Outcomes).. Michael Lorenzen

## FOOTBALL STAFF

Head Coach ..... Dan Hawkins (UC Davis '84)  
 Career Record/Years ..... 116-68-1/16  
 Best Time to Reach Hawkins ..... Contact SID  
 Director of Football Operations ..... Wes Nurse  
 Contact ..... cwnurse@ucdavis.edu  
 Assistant Head Coach (running backs) ..... Mark Speckman  
 Assistant Coach (defensive coordinator) ..... Robert Tucker  
 Assistant Coach (offensive coordinator/quarterbacks) ... Tim Plough  
 Assistant Coach (inside linebackers) ..... Isaiah Jackson  
 Assistant Coach (outside linebackers) ..... Jerry Brady  
 Assistant Coach (defensive backs) ..... Cha'pelle Brown  
 Assistant Coach (tight ends, recruiting) ..... Paul Creighton  
 Assistant Coach (offensive line) ..... Tim Keane  
 Assistant Coach (defensive line) ..... Brandon Huppert  
 Assistant Coach (wide receivers) ..... Cody Hawkins  
 Offensive Consultant ..... Sam Young  
 Offensive Quality Control ..... Deontrae Cooper  
 Director of Player Personnel ..... Edwin Weathersby II  
 Director of Video Services ..... Tim Ornelas  
 Head Athletic Trainer ..... Chris Litt  
 Contact ..... (530) 752-5594  
 Assistant Athletics Trainer ..... Matt Davey  
 Head Strength & Conditioning Coach ..... Jeff Bourque  
 Equipment Operations ..... Thomas Arguello

## 2018 TEAM INFORMATION

Record ..... 5-6  
 Big Sky Conference Record ..... 3-5 (8th)  
 Home Record ..... 3-2  
 Home Record ..... 2-4  
 Letterwinners Returning/Lost ..... 50/14  
 Starting Players Returning (O/D) ..... 7/6  
 Newcomers ..... 20

## PROGRAM HISTORY

Inaugural Season ..... 1915  
 All-Time Record/Seasons ..... 509-421-33 (.545)/99  
 Conference Championships ..... 30  
 NCAA Postseason Appearances ..... 19  
 All-Time Big Sky Record/Seasons ..... 18-33 (.353)/6

## 2018 KEY PLAYERS

*Name (Year, Position) 2017 Stats*  
 Keelan Doss (Sr., WR) ..... 115 rec., 1,499 yds., 8 TDs (1 rushing)  
 Jake Maier (Jr., QB) ..... 306-446-10 (C-A-I), 3,669 yds. 26 TDs  
 Wesley Preece (Jr., TE) .. All-Big Sky 3rd Team, 36 rec., 568 yds., 9 TDs  
 Nas Anesi (Jr., LB) ..... 11 starts, 65 tackles, 4 TFL  
 Isiah Olave (Sr., DB) ..... 11 starts, 47 tackles, 2.5 TFL, 7 PBU  
 Vincent White Sr., DB) ..... All-Big Sky HM, 11 starts, 49 tackles, 12 PBU  
 Ryan Parenteau (Sr., DB) .... Nine starts, 32 tackles, 2 blocked punts  
 Anthony Baumgart (Sr., LB) .... 30 tackles, 4 TFL, 2 sacks, 1 FF, 1 PBU  
 Mason Moe (Sr., LB) ..... 31 tackles, 4 TFL, 2 sacks, 1 FF

## FACILITY INFORMATION

Stadium ..... Aggie Stadium (10,849)  
 Press Box Phone ..... (530) 752-9367  
 Surface ..... Shaw Sports Turf

## ATHLETICS COMMUNICATIONS

Football Contact ..... Eric Bankston  
 Office Phone ..... (530) 752-3505  
 Cell Phone ..... (714) 705-3742  
 Assistant Directors ..... Mark Honbo, Jason Spencer  
 Athletics Communication Fellow ..... Bryn Lutz  
 Web Address ..... UCDavisAggies.com  
 Athletics' Twitter Handle ..... @UCDavisAggies  
 Mailing Address ..... Hickey Gym, Room 264  
 ..... One Shields Ave.  
 ..... Davis, CA 95616

## WHAT'S IN A NAME?

Even though the institution's official name is University of California, Davis, **please use UC Davis** when referring to its athletics programs.

In the past, the UC Davis has been referred to incorrectly as Cal State Davis, Cal-Davis, Cal-Davis, Calif., CS Davis, Davis State, University of Davis, U.C. Davis, UC at Davis, UC-Davis and UC, Davis. Please do not hesitate to contact Eric Bankston if you have any questions regarding the correct reference.

**NUMERICAL ROSTER**

No.	Name	Pos.	Ht.	Wt.	Yr.	Hometown/Last School	Major
1	Isaiah THOMAS	DB	5-10	187	So.	Van Nuys, Calif. / Chaminade HS '16	Undeclared
2	Jared HARRELL	WR	6-2	200	So.	Los Angeles, Calif. / St. John Bosco HS '16	Human Development
3	Keelan DOSS	WR	6-3	209	Sr.	Alameda, Calif. / Alameda HS '14	Sociology - Organizational Studies
4	Tiger GARCIA	DB	6-3	184	Jr.	Moraga, Calif. / Campolindo HS '15	Managerial Economics
5	Isiah OLAVE	DB	5-10	190	Sr.	San Ysidro, Calif. / Eastlake HS '14	Psychology
6	Anthony BAUMGART	LB	6-1	240	Sr.	Antelope, Calif. / Antelope HS '14	American Studies
6	Gunnor FAULK	QB	6-0	195	Fr.	Sacramento, Calif. / Christian Brothers HS '18	Undeclared
7	Brandyn LEE	DB	6-0	195	Jr.	Canyon Country, Calif. / Chaminade HS '15	Managerial Economics
8	Nas ANESI	LB	6-1	230	Jr.	Carson, Calif. / St. John Bosco HS '15	Sociology
8	C.J. SPENCER	QB	6-1	205	Sr.	Sacramento, Calif. / Inderkum HS '14	Biochemistry and Molecular Biology
9	Khris VAUGHN	WR	6-1	186	So.	Redlands, Calif. / Redlands East Valley HS '16	Sociology
10	Jaylin WHITE	DB	5-10	158	So.	San Diego, Calif. / Vista Murrieta HS '17	Economics
11	Hunter RODRIGUES	QB	6-0	180	So.	Rocklin, Calif. / American River College	Human Development
12	Brock JOHNSON	QB	6-2	200	So.	Mission Viejo, Calif. / Georgetown	Undeclared
13	Da'Von FRAZIER	DB	6-1	185	Fr.	Sacramento, Calif. / Elk Grove HS '18	Undeclared
13	Namane MODISE	RB	5-9	180	Sr.	San Lorenzo, Calif. / City College of San Francisco	Managerial Economics
14	Daliceo CALLOWAY	WR	6-0	200	Sr.	Sacramento, Calif. / American River College	Human Development
14	Chris VENABLE	DB	6-2	175	Fr.	Corona, Calif. / Centennial HS '18	Undeclared
15	Jake MAIER	QB	6-0	200	Jr.	La Habra, Calif. / Long Beach City College	Communication
15	Tyler SAIKHON	DB	6-1	180	Fr.	El Centro, Calif. / Southwest HS '18	Undeclared
16	Erron DUNCAN	DB	5-9	200	So.	Stockton, Calif. / Weston Ranch HS '16	Neurobiology, Physiology and Behavior
17	Logan MONTGOMERY	WR	5-11	184	So.	Laguna Hills, Calif. / Laguna Hills HS '17	Undeclared
18	Evan PERKINS	DB	5-10	190	RFr.	San Diego, Calif. / Helix Charter HS '17	Economics
19	Niko HARRIS	QB	6-1	200	RFr.	Agoura Hills, Calif. / Sierra Canyon HS '17	Managerial Economics
20	Justin POERIO	WR	5-11	160	Fr.	El Dorado Hills, Calif. / Oak Ridge HS '18	Undeclared
20	Vincent WHITE	DB	6-0	187	Sr.	Lynwood, Calif. / Lynwood HS '15	Psychology
21	Devon KING	DB	5-10	165	RFr.	Richmond, Calif. / De Anza HS '17	Human Development
22	Amir KNOX	DB	6-0	183	RFr.	Bakersfield, Calif. / Ridgeview HS '17	Sociology
23	Jordan PERRYMAN	DB	6-0	191	RFr.	Hanford, Calif. / Hanford HS '17	Biological Sciences
24	Margel McCOY	DB	6-3	218	So.	Pittsburg, Calif. / Concord HS '16	Sociology
25	Sam PANENO	Number Retired in 2000					
26	Josh JANUSKA	DB	5-9	179	Jr.	Ventura, Calif. / Ventura HS '15	Managerial Economics
27	Elias JBEILY	WR	5-11	202	Jr.	Antelope, Calif. / Center HS '15	Biomedical Engineering
28	Ryan PARENTEAU	DB	6-2	223	Sr.	Anthem, Ariz. / Boulder Creek HS '15	Aerospace Science and Engineering
29	Ryan MARTINEZ	RB	5-10	194	Sr.	Planada, Calif. / Le Grand HS '14	Psychology
30	Ethan HICKS	RB	5-11	215	Sr.	Atascadero, Calif. / Atascadero HS '15	Animal Science
31	Jon AMADI	DB	5-11	180	RFr.	Roseville, Calif. / Jesuit HS '17	Undeclared
32	Mitchell LAYTON	RB	6-1	214	Jr.	Roseville, Calif. / Woodcreek HS '14	Statistics
33	Quincy BENNETT	LB	6-1	240	Jr.	Oxnard, Calif. / Westlake HS '15	African American and African Studies
34	Mason MOE	LB	6-0	210	Sr.	Kaneohe, Hawaii / West Hills College	American Studies
34	Garren O'KEEFE	TE	6-0	220	Fr.	Colfax, Calif. / Colfax HS '18	Mechanical Engineering
35	Khanii LESANE	LB	6-2	193	So.	Antelope, Calif. / Antelope HS '16	Biochemistry and Molecular Biology
36	Connor AIREY	LB	6-0	215	So.	Chino Hills, Calif. / Servite HS '16	Neurobiology, Physiology and Behavior
36	Trevor FACEY	RB	5-7	175	Fr.	Sutter, Calif. / Sutter HS '18	Undeclared
37	Daniel WHELAN	K/P	6-5	215	So.	Rancho Mirage, Calif. / Rancho Mirage HS '17	Pre-Landscape Architecture
38	Matt BLAIR	K/P	6-1	200	Jr.	Moraga, Calif. / Campolindo HS '16	Managerial Economics
40	Ulonzo GILLIAM	RB	5-9	185	RFr.	Merced, Calif. / Merced HS '17	Biochemistry and Molecular Biology
41	Tehran THOMAS	RB	5-11	215	So.	Goodyear, Ariz. / Desert Edge HS '17	Sociology
42	Jack SHIPPY	DB	6-0	185	Fr.	San Clemente, Calif. / San Clemente HS '18	Neurobiology, Physiology and Behavior
43	Max O'ROURKE	K/P	6-1	178	Jr.	Rocklin, Calif. / American River College	Communication
44	Christian SKEPTARIS	TE	6-2	235	So.	Scottsdale, Ariz. / Chaparral HS '16	Clinical Nutrition
45	Eric FLOWERS	LB	6-1	215	Jr.	Van Nuys, Calif. / Los Angeles Valley College	Human Development
47	Cam TRIMBLE	LB	6-0	220	RFr.	Westlake Village, Calif. / Westlake HS '17	Managerial Economics
48	Brandon JAMISON	LB	6-3	238	Jr.	Scottsdale, Ariz. / Chaparral HS '16	Managerial Economics
49	Pat MILLER	LB	6-2	224	So.	San Luis Obispo, Calif. / Mission Prep HS '16	Nutrition Science



## 12-8 at Eastern Washington >> Roos Field >> Spokane, Wash.

No.	Name	Pos.	Ht.	Wt.	Yr.	Hometown/Last School	Major
50	Jason GALLAGHER	LB	6-1	225	Fr.	Sacramento, Calif. / Jesuit HS '18	Undeclared
51	Sione ALIKI	DL	6-3	257	So.	North Hollywood, Calif. / Calabasas HS '16	Managerial Economics
52	Logan HUNGRIGE	LB	6-2	235	RFr.	Sutter, Calif. / Sutter Union HS '17	Undeclared
53	Nick EATON	LB	6-2	215	Fr.	Rocklin, Calif. / Whitney HS '18	Undeclared
55	Montell BLAND	LB	5-11	205	RFr.	Modesto, Calif. / Central Catholic HS '17	Undeclared
56	Will MARTIN	OL	6-3	290	Sr.	Huntington Beach, Calif. / Orange Coast College	Sociology
57	Terrell CLOUD	DL	6-0	280	Sr.	Palmdale, Calif. / Los Angeles Valley College	African American and African Studies
59	Terrell SAYLES	LB	6-1	215	So.	Corona, Calif. / Santiago HS '16	Sociology
60	Jake PARKS	OL	6-3	290	Fr.	Huntington Beach, Calif. / Junipero Serra Catholic HS '18	Neurobiology, Physiology and Behavior
61	Fabian HUNKIN	DL	6-2	275	RFr.	Salinas, Calif. / North Salinas HS '17	Economics
62	Will GEORGE	OL	6-4	285	RFr.	Stockton, Calif. / Lincoln HS '17	Economics
63	Ari SALLUS	OL	6-2	270	Fr.	Pacific Palisades, Calif. / Palisades Charter HS '18	Animal Science
64	Majid FIROOZI	OL	6-4	277	Jr.	Seattle, Wash. / O'Dea HS '15	English
65	Jordan FORD	OL	6-2	270	Fr.	Fair Oaks, Calif. / Del Campo HS '18	Undeclared
66	Mitch McCABE	OL	6-4	230	RFr.	Redwood City, Calif. / St. Francis HS '17	Biological Sciences
67	Malik BANKS	OL	6-4	260	Fr.	Villa Park, Calif. / Villa Park HS '18	Chemistry
68	Alex LONG	LS	6-1	247	Sr.	Redding, Calif. / Shasta College	Economics
69	Josiah SUANI	DL	6-0	329	Fr.	Hayward, Calif. / Hayward HS '18	Undeclared
70	Colton LAMSON	OL	6-6	285	So.	El Dorado Hills, Calif. / Sacramento City College	Sociology
71	De'Andre MORGAN	DL	6-2	280	So.	Concord, Calif. / Concord HS '17	Community and Regional Development
72	Riley GALLANT	OL	6-6	300	Jr.	Portland, Ore. / Central Catholic HS '15	International Agriculture Development
73	Nick AMOAH	OL	6-3	290	RFr.	Davis, Calif. / Davis HS '17	Computer Engineering
74	Connor PETTEK	OL	6-3	300	RFr.	Thousand Oaks, Calif. / Thousand Oaks HS '17	Undeclared
75	Charles HAYS	OL	6-4	305	Jr.	La Quinta, Calif. / La Quinta HS '15	Sociology - Organizational Studies
77	Ramsey HUFFORD	OL	6-3	296	Sr.	Newport Beach, Calif. / Newport Harbor HS '14	Religious Studies
78	Joe ALBRECHT	OL	6-9	310	So.	South Lake Tahoe, Calif. / Cornell	Community and Regional Development
79	Kooper RICHARDSON	OL	6-6	298	So.	Folsom, Calif. / Folsom HS '16	Communication
80	Lance BABB II	WR	6-0	195	Fr.	Montebello, Calif. / Schurr HS '18	Undeclared
81	Gabe MARTINEZ	WR	6-7	240	Jr.	Vallejo, Calif. / Bethel HS '15	Sociology - Organizational Studies
82	Justin KRAFT	WR	5-10	170	Fr.	Lincoln, Calif. / Whitney HS '18	Undeclared
83	Darius LIVINGSTON	WR	5-11	200	So.	Stockton, Calif. / Bear Creek HS '16	Biological Sciences
84	Troy SPENCER	WR	5-9	181	RFr.	Corona, Calif. / Centennial HS '17	Communication
85	Jacob SIPES	WR	6-5	200	Jr.	El Dorado Hills, Calif. / American River College	Managerial Economics
86	Carson CRAWFORD	WR	5-10	165	RFr.	Beaverton, Ore. / Beaverton HS '17	Economics
87	Wes PREECE	TE	6-5	238	Jr.	Rocklin, Calif. / Rocklin HS '16	Managerial Economics
88	Matthew HYMAN	TE	6-5	240	Jr.	Santa Rosa, Calif. / Santa Rosa Junior College	Managerial Economics
89	Robert SIMKINS	WR	6-0	165	Fr.	San Rafael, Calif. / Terra Linda HS '18	Communication
90	Cade PEACOCK	DL	6-3	240	Fr.	Juanita, Wash. / Eastside Catholic HS '18	Communication
91	Nick FEHRENBACH	DL	6-0	253	Jr.	Rancho Santa Margarita, Calif. / Tesoro HS '15	English
93	Luka NIXON	DL	6-5	230	So.	Sherwood, Ore. / Sherwood HS '17	Computer Science and Engineering
94	Jordan FRANKLIN	DL	6-1	285	Jr.	Altadena, Calif. / Cathedral HS '15	Communication
95	Roland OCANSEY	DL	6-4	245	Jr.	Hayward, Calif. / Tennyson HS '15	Communication
96	Hunter O'BRIEN	DL	6-5	280	Sr.	Madera, Calif. / Fresno City College	Sociology
97	Andrew WILSON	DL	6-2	300	So.	Twentynine Palms, Calif. / Twentynine Palms HS '16	History
98	John ALOMA	LS	6-0	205	So.	Moorpark, Calif. / Moorpark College	Human Development
99	Bryce RODGERS	DL	6-3	285	Jr.	East Palo Alto, Calif. / Menlo-Atherton HS '16	Undeclared

### Coaching Staff

Dan HAWKINS - Head Coach - Second Season (UC Davis '84)

Mark SPECKMAN - Assistant Head Coach (running backs)

Robert TUCKER - Assistant Coach (defensive coordinator)

Tim PLOUGH - Assistant Coach (offensive coordinator/quarterbacks)

Paul CREIGHTON - Assistant Coach (tight ends, special teams coordinator)

Isaiah JACKSON - Assistant Coach (inside linebackers)

Jerry BRADY - Assistant Coach (outside linebackers)

Cha'pelle BROWN - Assistant Coach (defensive backs)

Tim KEANE - Assistant Coach (offensive line)

Brandon HUPPERT - Assistant Coach (defensive line)

Cody HAWKINS - Assistant Coach (wide receivers)

Sam YOUNG - Offensive Consultant

Deontrae COOPER - Offensive Quality Control

Evan HICKS - Defensive Quality Control

Paul SHELTON - Special Teams Quality Control

Timothy ORNELAS - Director of Video Services & Technical Operations

Edwin WEATHERSBY II - Director of Player Personnel

Wes NURSE - Director of Football Operations



**ALPHABETICAL ROSTER**

No.	Name	Pos.	Yr.	No.	Name	Pos.	Yr.
36	Connor AIREY	LB	So.	81	Gabe MARTINEZ	WR	Jr.
78	Joe ALBRECHT	OL	So.	29	Ryan MARTINEZ	RB	Sr.
51	Sione ALIKI	DL	So.	66	Mitch McCABE	OL	RFr.
98	John ALOMA	LS	So.	24	Marqel McCOY	DB	So.
31	Jon AMADI	DB	RFr.	49	Pat MILLER	LB	So.
73	Nick AMOAH	OL	RFr.	13	Namane MODISE	RB	Sr.
8	Nas ANESI	LB	Jr.	34	Mason MOE	LB	Sr.
80	Lance BABB II	WR	Fr.	17	Logan MONTGOMERY	WR	So.
67	Malik BANKS	OL	Fr.	71	De'Andre MORGAN	DL	So.
6	Anthony BAUMGART	LB	Sr.	93	Luka NIXON	DL	So.
33	Quincy BENNETT	LB	Jr.	96	Hunter O'BRIEN	DL	Sr.
38	Matt BLAIR	K/P	Jr.	34	Garren O'KEEFE	TE	Fr.
55	Montell BLAND	LB	RFr.	43	Max O'ROURKE	K/P	Jr.
14	Daliceo CALLOWAY	WR	Sr.	95	Roland OCANSEY	DL	Jr.
57	Terrell CLOUD	DL	Sr.	5	Isiah OLAVE	DB	Sr.
86	Carson CRAWFORD	WR	RFr.	25	Sam PANENO	Retired in 2000	
3	Keelan DOSS	WR	Sr.	28	Ryan PARENTEAU	DB	Sr.
16	Erron DUNCAN	DB	So.	60	Jake PARKS	OL	Fr.
53	Nick EATON	LB	Fr.	90	Cade PEACOCK	DL	Fr.
36	Trevor FACEY	RB	Fr.	18	Evan PERKINS	DB	RFr.
6	Gunnor FAULK	QB	Fr.	23	Jordan PERRYMAN	DB	RFr.
91	Nick FEHRENBACH	DL	Jr.	74	Connor PETTEK	OL	RFr.
64	Majid FIROOZI	OL	Jr.	20	Justin POERIO	WR	Fr.
45	Eric FLOWERS	LB	Jr.	87	Wes PREECE	TE	Jr.
65	Jordan FORD	OL	Fr.	79	Kooper RICHARDSON	OL	So.
94	Jordan FRANKLIN	DL	Jr.	99	Bryce RODGERS	DL	Jr.
13	Da'Von FRAZIER	DB	Fr.	11	Hunter RODRIGUES	QB	So.
50	Jason GALLAGHER	LB	Fr.	15	Tyler SAIKHON	DB	Fr.
72	Riley GALLANT	OL	Jr.	63	Ari SALLUS	OL	Fr.
4	Tiger GARCIA	DB	Jr.	59	Terrell SAYLES	LB	So.
62	Will GEORGE	OL	RFr.	42	Jack SHIPPY	DB	Fr.
40	Ulonzo GILLIAM	RB	RFr.	89	Robert SIMKINS	WR	Fr.
2	Jared HARRELL	WR	So.	85	Jacob SIPES	WR	Jr.
19	Niko HARRIS	QB	RFr.	44	Christian SKEPTARIS	TE	So.
75	Charles HAYS	OL	Jr.	8	C.J. SPENCER	QB	Sr.
30	Ethan HICKS	RB	Sr.	84	Troy SPENCER	WR	RFr.
77	Ramsey HUFFORD	OL	Sr.	69	Josiah SUANI	DL	Fr.
52	Logan HUNGRIGE	LB	RFr.	1	Isaiah THOMAS	DB	So.
61	Fabian HUNKIN	DL	RFr.	41	Tehran THOMAS	RB	So.
88	Matthew HYMAN	TE	Jr.	47	Cam TRIMBLE	LB	RFr.
48	Brandon JAMISON	LB	Jr.	9	Khris VAUGHN	WR	So.
26	Josh JANUSKA	DB	Jr.	14	Chris VENABLE	DB	Fr.
27	Elias JBEILY	WR	Jr.	37	Daniel WHELAN	K/P	So.
12	Brock JOHNSON	QB	So.	10	Jaylin WHITE	DB	So.
21	Devon KING	DB	RFr.	20	Vincent WHITE	DB	Sr.
22	Amir KNOX	DB	RFr.	97	Andrew WILSON	DL	So.
82	Justin KRAFT	WR	Fr.				
70	Colton LAMSON	OL	So.				
32	Mitchell LAYTON	RB	Jr.				
7	Brandyn LEE	DB	Jr.				
35	Khanii LESANE	LB	So.				
83	Darius LIVINGSTON	WR	So.				
68	Alex LONG	LS	Sr.				
15	Jake MAIER	QB	Jr.				
56	Will MARTIN	OL	Sr.				

**PRONUNCIATIONS**

SIONE ALIKI	"c-OH-nay uh-LEE-kee"
Josh JANUSKA	"jah-NOO-ska"
Jon AMADI	"UH-mah-d"
Elias JBEILY	"juh-BAY-lee"
Nick AMOAH	"uh-MO-uh"
KHANII LESANE	"KAH-knee leh-SAH-nay"
NAS ANESI	"NAHZ uh-NESS-e"
Jake MAIER	"Mayor"
MALIK Banks	"MUH-leek"
NAMANE MODISE	"Nuh-MAWN-e MO-d-say"
DALICEO Calloway	"Duh-LEE-c-o"
Mason MOE	"rhymes with boy"
TERRELL Cloud	"TUH-rell"
Roland OCANSEY	"o-CAN-see"
Nick FEHRENBACH	"FAIR-en-bock"
ISIAH OLAVE	"Eye-say-uh oh-LAH-vay"
MAJID FIROOZI	"mah-ZHEED fuh-ROO-z"
Ryan PARENTEAU	"parent-o"
Riley GALLANT	"Guh-lawnt"
TERRELL SAYLES	"TUH-rell"
TIGER Garcia	"TEE-gur"
Tyler SAIKHON	"SIGH-kawn"
ULONZO GILLIAM	"You-LAWN-zo GILL-e-um"
ISAIAH Thomas	"Eye-say-uh"
Jared HARRELL	"HUH-rell"
TEHRAN Thomas	"Tuh-ron"

**MEDIA SERVICES**
**WEEKLY/POSTGAME INTERVIEWS**

UC Davis Head Football Coach Dan Hawkins and student-athletes are available for interviews in person or by telephone throughout the season. All interviews must be coordinated with Athletics Communications contact Eric Bankston and requested 24 hours in advance.

Postgame interviews with Coach Hawkins and student-athletes will take place in the Bruce Edwards Room following each home game. Please share interview requests with Eric Bankston since the locker room is not open before or after each game.

**CREDENTIAL REQUESTS**

Press seating inside Aggie Stadium is available solely for the use of credentialed media, please submit your request to Eric Bankston at least 24 hours before kickoff; credential requests do not automatically guarantee entrance. Media can pick up their credential by showing a valid ID at the stadium's West Game entrance.

**Football Contact : Eric Bankston**

**Office Phone: (530) 752-3505**

**Cell Phone: (714) 705-3742**

**E-Mail Address: [elbankston@ucdavis.edu](mailto:elbankston@ucdavis.edu)**



## DEPTH CHART - UC DAVIS

## Offense

<b>WR</b>	2	Jared HARRELL	6-2	200	So.	Human Dev.
or	83	Darius LIVINGSTON	5-11	200	So.	Bio. Sciences
<b>LT</b>	73	Nick AMOAH	6-3	290	RFr.	Computer Eng.
or	70	Colton LAMSON	6-6	285	So.	Sociology
<b>LG</b>	75	Charles HAYS	6-4	305	Jr.	Sociology
or	77	Ramsey HUFFORD	6-3	296	Sr.	Religious Studies
<b>C</b>	74	Connor PETTEK	6-3	300	RFr.	Undeclared
or	56	Will MARTIN	6-3	290	Sr.	Sociology
<b>RG</b>	56	Will MARTIN	6-3	290	Sr.	Sociology
or	60	Jake PARKS	6-3	290	Fr.	NPB
<b>RT</b>	72	Riley GALLANT	6-6	300	Jr.	Int. Ag Develop.
or	79	Kooper RICHARDSON	6-6	298	So.	Communication
<b>TE</b>	87	Wesley PREECE	6-5	238	Jr.	Man. Econ.
or	44	Christian SKEPTARIS	6-2	235	So.	Clinical Nutrition
<b>QB</b>	12	Brock JOHNSON	6-2	200	So.	Undeclared
or	15	Jake MAIER	6-0	200	Jr.	Communication
or	8	C.J. SPENCER	6-2	205	Sr.	Biochem. & Mol. Bio.
<b>RB</b>	40	Ulonzo GILLIAM	5-9	185	RFr.	Biochem. & Mol. Bio.
or	29	Ryan MARTINEZ	5-10	194	Sr.	NPB
or	13	Namane MODISE	5-9	180	Jr.	Man. Econ.
or	41	Tehran THOMAS	5-11	215	So.	Sociology
<b>WR</b>	3	Keelan DOSS	6-3	209	Sr.	Sociology
or	27	Elias JBEILY	5-11	190	So.	Biomedical Eng.
<b>WR</b>	14	Daliceo CALLOWAY	6-0	200	Sr.	Human Dev.
or	9	Khris VAUGHN	6-1	186	So.	Sociology

## Coaching Staff - On the Field

Dan HAWKINS, Head Coach (Second Season, UC Davis '84)  
 Tim PLOUGH, Offensive Coordinator/Quarterbacks  
 Robert TUCKER, Defensive Coordinator  
 Paul CREIGHTON, Special Teams Coordinator/Tight Ends  
 Cha'pelle BROWN, Defensive Backs  
 Tim KEANE, Offensive Line  
 Cody HAWKINS, Wide Receivers  
 Jerry BRADY, Outside Linebackers  
 Isaiah JACKSON, Inside Linebackers

## Coaching Staff - In the Booth

Mark SPECKMAN, Assistant Head Coach/Running Backs  
 Brandon HUPPERT, Defensive Line  
 Sam YOUNG, Offensive Consultant  
 Deontrae COOPER, Offensive Quality Control  
 Evan HICKS, Defensive Quality Control  
 Paul SHELTON, Special Teams Quality Control  
 Edwin WEATHERSBY II, Director of Player Personnel

## Defense

<b>LE</b>	95	Roland OCANSEY	6-4	2345	Jr.	Communication
or	99	Bryce RODGERS	6-3	285	Jr.	Undeclared
<b>NT</b>	57	Terrell CLOUD	6-0	280	Sr.	African & Amer. Studies
or	94	Jordan FRANKLIN	6-1	285	Jr.	Communication
<b>DE</b>	48	Brandon JAMISON	6-3	238	Jr.	Man. Econ.
or	93	Luca NIXON	6-5	230	RFr.	Comp. Sci. & Eng.
<b>LB</b>	6	Anthony BAUMGART	6-1	240	Sr.	Amer. Studies
or	95	Roland OCANSEY	6-4	2345	Jr.	Communication
<b>LB</b>	34	Mason MOE	6-0	210	Sr.	Amer. Studies
or	28	Ryan PARENTEAU	6-2	223	Sr.	Aerospace Sci. & Eng.
<b>LB</b>	55	Montell BLAND	5-11	205	RFr.	Undeclared
or	45	Eric FLOWERS	6-1	215	Jr.	Human Dev.
<b>LB</b>	8	Nas ANESI	6-1	230	Jr.	Sociology
or	33	Quincy BENNETT	6-1	240	Jr.	African & Amer. Studies
<b>CB</b>	4	Tiger GARCIA	6-3	184	Jr.	Man. Econ.
or	5	Isiah OLAVE	5-10	190	Sr.	Psychology
<b>CB</b>	21	Devon KING	5-10	165	RFr.	Human Dev.
or	10	Jaylin WHITE	5-10	158	So.	Economics
<b>S</b>	23	Jordan PERRYMAN	6-0	191	RFr.	Bio. Sciences
or	20	Vincent WHITE	6-0	187	Sr.	Psychology
<b>S</b>	16	Erron DUNCAN	5-9	200	So.	NPB
or	26	Josh JANUSKA	5-9	179	Jr.	Man. Econ.

## Special Teams

<b>K/P</b>	38	Matt BLAIR	6-1	200	Jr.	Man. Econ.
or	43	Max O'ROURKE	6-1	178	Jr.	Communication
or	37	Daniel WHELAN	6-5	215	So.	Landscape Arch.
<b>LS</b>	98	John ALOMA	6-0	205	So.	Human Dev.
or	68	Alex LONG	6-1	247	Sr.	Economics
<b>H</b>	86	Carson CRAWFORD	5-10	165	Sr.	Economics
or	12	Brock JOHNSON	6-2	200	So.	Undeclareds
<b>K/PR</b>	13	Namane MODISE	5-9	180	Jr.	Man. Econ.
or	1	Isaiah THOMAS	5-10	187	So.	Undeclared
or	20	Vincent WHITE	6-8	187	Sr.	Psychology

## Team Captains

8	LB	Nas ANESI	6-1	230	Jr.	Sociology
3	WR	Keelan DOSS	6-3	209	Sr.	Sociology
15	QB	Jake MAIER	6-0	200	Jr.	Communication



## DEPTH CHART - EASTERN WASHINGTON

#2017 Starter. \*Has used redshirt season.

### DEFENSE

#### End

49 - **Jim Townsend** - 6-4 - 265 - Jr. - 2L\* - Okanogan, Wash. (Okanogan HS '15)  
96 - **Darnell Hogan** - 6-4 - 230 - Jr. - 1L\* - Seattle, Wash. (Cleveland HS '15)

#### Nose Tackle

99 - **Jay-Tee Tiuli** - 6-4 - 320 - Sr. - 3L\* - Seattle, Wash. (Federal Way HS '14)  
53 - **Joshua Jerome** - 6-1 - 285 - Fr. - HS\* - Monroe, Wash. (Monroe HS '18)

#### Tackle

57 - **Dylan Ledbetter** - 6-3 - 270 - Jr. - 2L\* - West Seattle, Wash. (O'Dea HS '15)  
91 - **Jonah Jordan** - 6-1 - 265 - Sr. - 3L\* - Spokane, Wash. (Mead HS '14)

#### End

92 - **Nick Foerstel** - 6-3 - 240 - Sr. - 3L\* - Tumwater, Wash. (Tumwater HS '14)  
94 - **Mitchell Johnson** - 6-3 - 240 - Fr. - HS\* - West Linn, Ore. (West Linn HS '17)

#### Strong-Side Linebacker

58 - **Chris Ojoh** - 6-1 - 220 - So. - 1L - Sunland, Calif. (Bishop Alemany HS '17)  
51 - **Justin Patterson** - 6-2 - 215 - Fr. - HS\* - Los Angeles, Calif. (Junipero Serra HS '18)

#### Linebacker

40 - **Ketner Kupp** - 6-0 - 225 - Sr. - 3L - Yakima, Wash. (Davis HS '15)  
36 - **Andrew Katzenberger** - 6-1 - 220 - Jr. - 2L\* - Lynnwood, Wash. (Lynnwood HS '15)

#### Rover

33 - **Cole Karstetter** - 5-11 - 205 - Sr. - 3L\* - Spokane, Wash. (Ferris HS '14)  
27 - **Kedrick Johnson** - 6-3 - 210 - So. - 1L\* - Vancouver, Wash. (Hockinson HS '16)

#### Cornerback

1 - **Josh Lewis** - 6-0 - 190 - Sr. - 3L\* - Lakewood, Wash. (Steilacoom HS '14)  
31 - **Brandon Montgomery** - 5-10 - 185 - Sr. - 2L\* - Tacoma, Wash. (Wilson HS '14)

#### Cornerback

18 - **D'londo Tucker** - 6-0 - 180 - Sr. - 4L\* - Federal Way, Wash. (Federal Way HS '13)  
6 - **Nzuzi Webster** - 5-10 - 180 - Sr. - 3L\* - Antioch, Calif. (Deer Valley HS '14)

#### Safety

25 - **Calin Criner** - 5-10 - 185 - So. - 1L\* - Boise, Idaho (Rocky Mountain HS '16)  
29 - **Anthony Smith** - 5-11 - 190 - Fr. - HS\* - Everett, Wash. (Mariner HS '17)

#### Safety

23 - **Dehonta Hayes** - 5-11 - 195 - Jr. - 1L\* - Tacoma, Wash. (Lincoln HS '15)  
22 - **Tysen Prunty** - 6-1 - 205 - Jr. - 2L\* - Beaverton, Ore. (Tigard HS '15)

### OFFENSE

#### Left Tackle

74 - **Beau Byus** - 6-5 - 265 - Sr. - 2L\* - Spokane, Wash. (Central Valley HS '14)  
77 - **Wyatt Musser** - 6-5 - 295 - Fr. - HS\* - Kennewick, Wash. (Kamiakin HS '17)

#### Left Guard

63 - **Jack Hunter** - 6-4 - 295 - Sr. - 2L\* - Spokane, Wash. (Gonzaga Prep HS '14)  
69 - **Will Gram** - 6-4 - 300 - Jr. - 1L\* - Troy, Idaho (Troy HS '15)

#### Center

75 - **Spencer Blackburn** - 6-2 - 290 - Sr. - 2L\* - Bellingham, Wash. (Meridian HS '14)  
67 - **D.J. Dyer** - 6-4 - 325 - So. - 1L\* - Kennewick, Wash. (Kennewick HS '16)

#### Right Guard

66 - **Kaleb Levao** - 6-4 - 310 - Sr. - 2L\* - Aberdeen, Wash. (Aberdeen HS '14)  
70 - **Matt Meyer** - 6-5 - 315 - Sr. - 2L/TR\* - Lynden, Wash. (Lynden HS '13 / Washington State Univ.)

#### Right Tackle

64 - **Chris Schlichting** - 6-5 - 295 - Jr. - 2L\* - North Bend, Wash. (Mount Si HS '15)  
77 - **Wyatt Musser** - 6-5 - 295 - Fr. - HS\* - Kennewick, Wash. (Kamiakin HS '17)

#### Quarterback

75 - **Eric Barriere** - 6-0 - 200 - So. - 1L\* - Inglewood, Calif. (La Habra HS '16)  
15 - **Gunner Talkington** - 5-10 - 180 - Fr. - HS\* - Battle Ground, Wash. (Battle Ground HS '17)

#### Running Back

28 - **Antoine Custer Jr.** - 5-9 - 190 - Jr. - 2L - Berkeley, Calif. (De La Salle '16)  
**or** 20 - **Sam McPherson** - 5-10 - 200 - Sr. - 3L - Bothell, Wash. (Bothell HS '15)

#### Tight End

85 - **Henderson Belk** - 6-4 - 245 - Sr. - 3L\* - Mukilteo, Wash. (Kamiak HS '14)  
89 - **Jayce Gilder** - 6-4 - 245 - Jr. - 2L\* - Corvallis, Mont. (Corvallis HS '15)

#### Wide Receiver

5 - **Nsimba Webster** - 5-10 - 180 - Sr. - 3L\* - Antioch, Calif. (Deer Valley HS '14)  
2 - **Jayson Williams** - 6-1 - 205 - Jr. - 2L\* - Tacoma, Wash. (Lincoln HS '15)

#### Wide Receiver

11 - **Terence Grady** - 6-5 - 205 - Sr. - 3L\* - Kent, Wash. (Kentwood HS '14)  
87 - **Dre' Sonte Dorton** - 5-10 - 185 - Jr. - 1L\* - Pasco, Wash. (Chiawana HS '15)

#### Wide Receiver

9 - **Andrew Boston** - 6-3 - 185 - Fr. - HS\* - Puyallup, Wash. (Emerald Ridge HS '17)  
88 - **Johnny Edwards IV** - 5-11 - 180 - So. - 1L - Pasadena, Calif. (Bishop Alemany HS '17)

### SPECIAL TEAMS

#### Punter

37 - **Roldan Alcobendas** - 6-0 - 170 - Sr. - 3L\* - Camas, Wash. (Camas HS '13)  
98 - **Andre Slyter** - 6-2 - 195 - So. - SQ\* - Kent, Wash. (Kentwood HS '16)

#### Kicker

37 - **Roldan Alcobendas** - 6-0 - 170 - Sr. - 3L\* - Camas, Wash. (Camas HS '13)  
98 - **Andre Slyter** - 6-2 - 195 - So. - SQ\* - Kent, Wash. (Kentwood HS '16)

#### Kickoffs

98 - **Andre Slyter** - 6-2 - 195 - So. - SQ\* - Kent, Wash. (Kentwood HS '16)  
37 - **Roldan Alcobendas** - 6-0 - 170 - Sr. - 3L\* - Camas, Wash. (Camas HS '13)

#### Long Snapper

39 - **Curtis Billen** - 6-2 - 215 - Sr. - 3L\* - Everett, Wash. (Mariner HS '14)  
47 - **Cody Clements** - 6-2 - 230 - Fr. - HS\* - Richland, Wash. (Richland HS '17)

#### Holder

15 - **Gunner Talkington** - 5-10 - 180 - Fr. - HS\* - Battle Ground, Wash. (Battle Ground HS '17)

#### Kickoff Returners

87 - **Dre' Sonte Dorton** - 5-10 - 185 - Jr. - 1L\* - Pasco, Wash. (Chiawana HS '15)  
44 - **Dennis Merritt** - 5-10 - 180 - Jr. - 1L\* - Leavenworth, Wash. (Cascade HS '15)

#### Punt Returners

5 - **Nsimba Webster** - 5-10 - 180 - Sr. - 3L\* - Antioch, Calif. (Deer Valley HS '14)  
20 - **Sam McPherson** - 5-10 - 200 - Sr. - 3L - Bothell, Wash. (Bothell HS '15)



## HEAD COACH DAN HAWKINS



## DAN HAWKINS

Second Season  
UC Davis '84

@CoachHawkinsUCD

## HAWKINS AT A GLANCE

### EDUCATION

M.A., Educational Administration, Saint Mary's (Calif.) College (1993)  
B.A., Physical Education, UC Davis (1984)

### PREVIOUS HEAD COACHING EXPERIENCE

Colorado, 2006-11  
Boise State, 2001-06  
Willamette, 1993-98

Career Record: 116-68-1 (.630)/16 seasons

He took his family on vacation to Machu Picchu in Peru. He taught science, jumped out of airplanes, and coached football in 13 different countries. For Dan Hawkins, who was introduced on November 28, 2016, those aren't simply items to cross off a bucket list, they have been opportunities to learn. It's that thirst for learning and application of that knowledge that brought Hawkins, a 1984 UC Davis alumnus who played and coached with legendary head coach Jim Sochor, back to his alma mater.

By incorporating the program's core principles of uncommon engineering, quality balance of life and excellence with class, the Aggies thrived both on and off the field, and built the foundation for the program's #AGScension.

During Hawkins' first year at UC Davis, his team set 46 new Big Sky era records, faced more ranked teams (or teams receiving votes) since joining the league, won five games against Division I competition — matching the combined total from the previous three seasons — and collected five Big Sky Player of the Week awards, matching the total from the last four years combined.

For the first time in program history, UC Davis also ended the season as the league's No. 1 offense and, under Hawkins' tutelage, earned 10 All-Big Sky awards, including two of the league's top honors: Offensive Player of the Year (Keelan Doss) and Newcomer of the Year (Jake Maier).

By finishing the regular season as the best wide receiver in the nation — no player at the FBS or FCS levels held higher total receiving yards (1,499), receiving yards per game (136.3) or receptions per game (10.5) averages — Doss became the first Aggie national finalist for the Walter Payton Award, presented to the FCS' top offensive player in the country.

In his second season on the sidelines, Hawkins became the first Aggie named Big Sky Coach of the Year, and for good reason. In addition to leading his alma mater to its first Big Sky championship in program history, and first league title since 2009, Hawkins' 2018 team held a six-game win streak, finished the regular season with nine overall and seven league wins — all new Division I records. The team's overall win total, vs. D-I competition, equals that of the four years preceding his arrival. That same timespan is also needed to match the collective number of league wins compared to this year's total.

In a year that started with the program's third victory versus a FBS program, UC Davis set another program record when it was ranked No. 4 in the STATS FCS Top 25 poll, a national listed that featured the Aggies in the last 11 straight weeks of the regular season. The most successful regular season in the program's Division I era, combined with quality wins and its strength of schedule led UC Davis to its inaugural FCS playoff appearance, and a No. 6 ranking in the 2018 postseason field.

In addition to its on-field success, UC Davis football posted the highest APR — a team-based metric that holds institutions accountable for the academic progress of their student-athletes — of any Big Sky program for the fifth straight year when the NCAA released its annual report.

Football student-athletes also enjoy a unique opportunity as part of Hawkins' program, one rarely presented by any program, at any level across the nation. By shifting his off-season workouts to the winter quarter, student-athletes are now able to study abroad, participate in an internship, volunteer or organize community service projects during the spring quarter and summer months. By enabling his players to enjoy the same opportunities provided to the student body, Hawkins has successfully created a culture focused on providing a well-rounded college experience at the sixth-ranked public school in the nation, while competing at the highest level of college athletics.

Hawkins, who also served as a college football studio analyst at ESPN in recent seasons, brings a unique depth of experience and innovative offensive approach back to his alma mater. During his career, Hawkins built Boise State to elite status on the college football landscape and coached in the Big XII at the University of Colorado.

"We are very excited to welcome Dan Hawkins back to UC Davis to lead an exciting new era of football at his alma mater. Dan is a highly

## 12-8 at Eastern Washington >> Roos Field >> Spokane, Wash.


experienced head football coach who possesses in-depth expertise about what it takes to be successful in the modern era of Division I college football,” said Blue.

Hawkins, the 17th head coach in the program’s history, is married to the former Misti Rae Ann Hokanson.

### Head Coach Dan Hawkins

- Played fullback for legendary UC Davis head coach Jim Sochor from 1981-82
- Member of the 1982 football team that advanced to the NCAA Division II Championship after winning the 12th of 20 consecutive conference titles
- First-generation college student
- Served as an assistant coach for his mentor, Sochor, from 1983-85
- Graduated from UC Davis in 1985 with a bachelor’s degree in physical education
- Earned a master’s degree in educational administration from Saint Mary’s (Calif.) College in 1993
- First college head coaching opportunity took place at Willamette University
- That football program, one that enjoyed just three winning seasons in the eight prior to Hawkins’ arrival, posted a combined 39-12-1 mark during his tenure (1993-97)
- Included in that winning overall record is a pair of 5-0 conference records, a 13-1 overall record and 1997 NAIA national runner-up finish
- Turned Boise State into a perennial national power as its head coach from 2001-05
- During the Hawkins era, the Broncos posted a 56-11 overall record, which included a 37-3 record and 31-game win streak in the Western Athletic Conference
- Boise State led the country in scoring (45.6) and total offense (501.5) in 2002
- Hawkins coached 20 All-WAC first-team selections, three All-Americans, and 10 players that played in the NFL
- Coach Hawkins led the Broncos to four WAC titles, collected Coach of the Year honors in 2002 and ’04, and ended the 2004 season as a finalist for the Paul “Bear” Bryant College Football Coach of the Year Award
- Took over a rebuilding Colorado (2006-10) program and gained invaluable experience during his tenure with the Big XII Conference
- Remained within the collegiate ranks after Colorado and served as a studio analyst at ESPN before returning to UC Davis
- Also coached at Christian Brothers High School (1986-87) in Sacramento, College of the Siskiyous (1988-91) and Sonoma State (1992)
- Led the U.S. National Football Team to a gold medal at the 2015 IFAF World Championship

### SUPPORT STAFF



**Sam Young**  
Offensive  
Consultant



**Deontrae Cooper**  
Offensive  
Quality Control  
@D\_CoOp



**Evan Hicks**  
Defensive  
Quality Control  
@TheCoachHicks5



**Paul Shelton**  
Special Teams  
Quality Control  
@ucdpaulshelton



**Tim Ornelas**  
Director of  
Video Services  
@tornelasVC



**Edwin Weathersby II**  
Director of  
Player Personnel  
@WeathersbyUCD




**Jeremiah Ray, MD**  
Head  
Team Physician



**Chris Litt**  
Head  
Football Trainer



**Matt Davey**  
Assistant  
Football Trainer



**Jeff Bourque**  
Head  
Strength Coach  
@CoachBourque23



**Robert Jones**  
Head  
Equipment Manager



**Thomas Arguello**  
Assistant  
Equipment Manager



COACHING STAFF

NOTE: Scan QR code for full bio



**MARK  
SPECKMAN**

Assistant Head Coach - Running Backs  
Second Season  
Azusa Pacific '77

@MarkSpeckman



**ROBERT  
TUCKER**

Assistant Coach - Defensive Coordinator  
Second Season  
Willamette University '97

@CoachTuckUCD



**TIM  
PLOUGH**

Assistant Coach - Offensive Coordinator  
Seventh Season  
UC Davis '08

@VintagePlough



**ISAIAH  
JACKSON**

Assistant Coach - Inside Linebackers  
Second Season  
University of Sioux Falls '10

@CoachiJACK



**JERRY  
BRADY**

Assistant Coach - Outside Linebackers  
Second Season  
University of Sioux Falls '14

@CoachJerryBrady



**CHA'PELLE  
BROWN**

Assistant Coach - Defensive Backs  
Second Season  
Colorado '10

@ChapelleBrown5



**PAUL  
CREIGHTON**

Assistant Coach - Tight Ends/Special Teams  
Fifth Season  
Colorado '06

@Creightp



**TIM  
KEANE**

Assistant Coach - Offensive Line  
Sixth Season  
UC Davis '06



**BRANDON  
HUPPERT**

Assistant Coach - Defensive Line  
Second Season  
Washington '11

@AggieCoachHupp



**CODY  
HAWKINS**

Assistant Coach - Wide Receivers  
Second Season  
Colorado '10

@CodyHawkins



**BIG SKY CONFERENCE FOOTBALL**

	Conference					Overall					
	W	L	Pct	Home	Away	W	L	Pct	Home	Away	Streak
<b>UC DAVIS</b>	<b>7</b>	<b>1</b>	<b>.875</b>	<b>4-0</b>	<b>3-1</b>	<b>10</b>	<b>2</b>	<b>.833</b>	<b>6-0</b>	<b>4-2</b>	<b>W2</b>
Eastern Washington	7	1	.875	4-0	3-1	10	2	.833	6-0	4-2	W5
Weber State	7	1	.875	4-0	3-1	10	2	.833	6-0	4-2	W7
Montana State	5	3	.625	3-1	2-2	8	4	.667	6-1	2-3	W4
Idaho State	5	3	.625	3-1	2-2	6	5	.545	4-1	2-4	L2
Montana	4	4	.500	1-3	3-1	6	5	.545	3-3	3-2	L1
Cal Poly	4	4	.500	2-2	2-2	5	6	.455	3-3	2-3	W2
Northern Arizona	3	4	.429	3-1	0-3	4	6	.400	3-2	1-4	W1
Idaho	3	5	.375	3-1	0-4	4	7	.364	4-1	0-6	L2
Portland State	3	5	.375	1-3	2-2	4	7	.364	2-3	2-4	L3
Northern Colorado	2	6	.250	1-3	1-3	2	9	.182	1-5	1-4	L2
Southern Utah	1	7	.125	1-3	0-4	1	10	.182	1-4	0-6	L5
Sacramento State	0	7	.000	0-3	0-4	2	8	.200	1-3	1-5	L7

**NOTE:** UC Davis' home record includes one neutral-site victory vs. Sacramento State. The Aggies were the home team for that game before the Northern California fires forced this game to relocate to Mackay Stadium in Reno, Nev.

**ROOT SPORTS PLAYERS OF THE WEEK**

	Offense	Defense	Special Teams
<b>Sept. 3</b>	<b>Ulonzo Gilliam, UC Davis</b>	Dante Olson, Montana	Tristan Bailey, Montana State
<b>Sept. 10</b>	Gage Gubrud, Eastern Washington	Dante Olson, Montana	<b>Daniel Whelan, UC Davis</b>
<b>Sept. 17</b>	Joe Protheroe, Cal Poly	Landon Stice, Weber State	Owen Hoolihan, Sacramento State
<b>Sept. 24</b>	Dalton Sneed, Montana	Kody Graves, Idaho State	Rashid Shaheed, Weber State
<b>Oct. 1</b>	James Madison, Idaho State	Dante Olson, Montana	Roldan Alcobendas, Eastern Washington
<b>Oct. 8</b>	Tanner Gueller, Idaho State	Jalen Goss, Northern Arizona	Cody Williams, Portland State
<b>Oct. 15</b>	<b>Jake Maier, UC Davis</b>	Jawain Harrison, Weber State	Roldan Alcobendas, Eastern Washington
<b>Oct. 22</b>	Michael Dean, Idaho State	Luke Nelson, Northern Colorado	Cade Coffey, Idaho
<b>Oct. 29</b>	Jake Constantine, Weber State	<b>Mason Moe, UC Davis</b>	<b>Daniel Whelan, UC Davis</b>
<b>Nov. 5</b>	Isaiah Ifanse, Montana State	Christian Holland, Idaho State	Jalen Hoover, Idaho
<b>Nov. 12</b>	Joe Protheroe, Cal Poly	Domonic Frasc, Cal Poly	Roldan Alcobendas, Eastern Washington
<b>Nov. 19</b>	<b>Jake Maier, UC Davis</b> Eric Barriere, Eastern Washington	Grant Collins, Montana State	<b>Daniel Whelan, UC Davis</b> Jered Padmos, Montana State

**BIG SKY SCHEDULE**
**This Week's Games**

No. 7 Maine at No. 2 Weber State (Friday, 5 p.m.)  
No. 6 UC Davis at No. 3 Eastern Washington (Saturday, 1 p.m.)

**Last Week's Games**

at No. 1 North Dakota State 52, Montana State 10  
at No. 2 Weber State 48, Southeast Missouri State 23  
No. 3 Eastern Washington 42, Nicholls 21  
No. 6 UC Davis 23, Northern Iowa 16

**Top 25 Big Sky Teams - Final Regular Season Polls**

No. 3/4 Weber State  
No. 4/3 Eastern Washington  
No. 7/10 UC Davis  
No. 23/24 Montana State

Rankings are listed as STATS FCS media/AFCA Coaches polls  
Teams with one ranking are the same in each poll

**NOTE: All times Pacific**



UCDavisAggies.com



@UCDavisAggies | @UCDFootball



/UCDavisAggies | /UCDavisFootball



@UCDavisAggies | @UCDavisFootball

## **THIS IS UC DAVIS**

### **2017-18 HIGHLIGHTS — UC DAVIS ATHLETICS**

- Men's basketball won its third Big West championship in the last four seasons and competed in the postseason for the third time in the same timespan when it faced Utah in the National Invitation Tournament
- Women's basketball's also won a Big West championship and advanced to the Women's NIT Elite Eight
- Men's water polo its second consecutive league title to earn its second straight, and sixth all-time NCAA Tournament appearance
- Women's beach volleyball and equestrian are Athletics' newest programs, and will compete for the first time during the 2018-19 season
- UC Davis Athletics signed a new multi-year partnership with adidas, one of the most comprehensive among all FCS schools in the nation
- Then-junior track and field standout Erinn Beattie finished T2nd in the high jump at the 2018 NCAA Track and Field Championships, the highest individual finish by any Aggie, in any sport, since wrestler Derek Moore's 2007 national championship

### **DID YOU KNOW?**

- With more than 7,500 undergraduate and graduate students earning degrees at last spring's commencements, UC Davis now has more than 250,000 living alumni
- UC Davis, is a public research university located in Davis, California, 15 minutes west of Sacramento. The campus covers 7,309 acres, making it the largest within the 10-campus University of California system. Classified as a Public Ivy, a publicly funded university considered as providing a quality of education comparable to those of the Ivy League, the university offers over 100 undergraduate majors

### **REMEMBER YOUR ROOTS**

- Short courses were first offered in 1908 and UC, Davis opened its doors as the "University Farm" to 40 degree students (all male from UC Berkeley), who participated in the school's first three-year program that commenced in January 1909

### **SHE'S AN AGGIE? HE IS TOO?**

- A list of well-known UC Davis athletics alums includes:
  - Dan Hawkins, former head football coach at Boise State, Colorado, and Canadian Football League's Montreal Alouettes
  - Chris Petersen, head football coach at Washington
  - Urijah Faber, wrestler; professional Mixed Martial Artist, and member of the UFC Hall of Fame
  - Mike Bellotti, former head football coach at Oregon and current college football analyst at ESPN and ABC
  - Ken O'Brien, 11-year quarterback for the New York Jets and Philadelphia Eagles
  - J.T. O'Sullivan, quarterback for the Cincinnati Bengals and San Francisco 49ers
  - Rolf Benirschke, Pro Bowl and All-Pro placekicker for the San Diego Chargers
  - Colton Schmidt, punter for the Buffalo Bills
  - Daniel Descalso, infielder (and World Series champion) as a member of the St. Louis Cardinals; now plays for the Arizona Diamondbacks
  - Scott Weltz 2012 Olympic finalists in 200 breaststroke, winner of 2012 USA Olympic trials in 200 breast with a meet record
  - Quincy Amarikwa, MLS player for the San Jose Earthquakes
  - Kim Conley, long distance runner that qualified for the 2012 and 2016 Olympics
  - Mark Grieb, former quarterback for the San Jose SaberCats
  - Dr. Daryl Gross, former director of athletics at Syracuse University and current executive director for intercollegiate athletics at Cal State LA

### **• Other prominent Aggies include:**

- John Watson, chairman and chief executive officer of Chevron Corporation from 2010 until his retirement in 2018
- Tani Cantil-Sakauye, Chief Justice of California and the first Asian-American to lead the state's judiciary
- Howard Beck, sports journalist
- Amy Gutierrez, aka Amy G, sports journalist and sideline reporter for Comcast SportsNet Bay Area (San Francisco Giants)
- Tracy Caldwell Dyson, American chemist and NASA astronaut was a Mission Specialist on Space Shuttle Endeavour flight STS-118 in Aug. 2007, part of the Expedition 24 crew on the International Space Station from April 4-Sept. 25, 2010 and completed three spacewalks
- Dr. Stephen K. Robinson, retired from NASA after 36 years of distinguished service, which included numerous honors, four shuttle missions, three spacewalks and extensive expertise in spacecraft systems and space robotics
- Josh Davis, aka DJ Shadow
- Anna Escobedo Cabral, Treasurer of the United States (2005-09)
- John Harris, owner of Harris Ranch in the Central Valley
- Jeffrey Katz, former CEO of Leapfrog Enterprises, and Orbitz
- Tony Miller, former California Secretary of State
- Jackie Speier, U.S. Representative, California 14th Congressional District
- Ann Veneman, former head of U.S. Department of Agriculture and Executive Director of UNICEF
- Hasan Minhaj, stand-up comedian
- Martin Yan, Chef - host of the award-winning TV show, Yan Can Cook



## THE AGGIE EVO SYSTEM

**UC Davis student-athletes will understand how the real world works and possess the skills to navigate it. They will launch into a great job or graduate school opportunity without unwanted delay.**

*“We are uncommonly committed to preparing student-athletes for successful lives after graduation. Our approach is based on the science of human development. You will not find another school more dedicated to helping you be positioned for a great job or grad school opportunity after sports end, whenever that may be.”*

- UC Davis Director of Athletics Kevin Blue

It is this uncommon commitment towards student-athletes that led to the creation of the Aggie EVO System, a multi-faceted student-athlete outcomes program focused on preparing young men and women for a successful launch after graduating from the fifth-ranked public school in the nation.

We define launch as moving beyond graduation into a meaningful professional path that builds on the college experience, sets a graduate on a path of financial and social well-being and effectively replaces the sport as the primary piece of their identity.

The Aggie EVO System (“EVO” is shorthand for a student-athlete’s “evolution” during college) is an important part of the student-athlete experience at UC Davis – just like weights and conditioning, attending class or getting athletic medicine treatment. This unprecedented program was designed to focus on four key elements to help UC Davis student-athletes prepare for future success by helping them better “know and navigate the World of Work”:

- **SKILLS** that employers want and will make student-athletes even more effective in their sports: self awareness, emotional intelligence, social/cultural competence and leadership.
- **KNOWLEDGE** of what careers and paths are out there (we call this the “World of Work”), what fits one’s interests and abilities, who in our gigantic network can advise and guide them and each individual can navigate a path to get there.
- **OPPORTUNITIES** to enjoy internships, jobs and other learning opportunities through a powerful network of Aggie alums. Student-athletes hear from and meet alums in a wide variety of fields, attend recruiting events and visit members of the EVO Pro network at companies in San Francisco, Silicon Valley, and Sacramento.
- **TOOLS** that student-athletes need to secure these opportunities. We require a few more basic tools or updates each year they are on campus. This includes resumes and cover letters, LinkedIn profiles, interviewing skills, business cards, professional headshots, and anything else that helps student-athletes prepare for a more successful launch.



### WHAT things & stuff do student-athletes *have* to do?

	FIRST YEAR	SECOND YEAR	THIRD YEAR	FOURTH YEAR
<b>SKILLS</b>	Self - Awareness: Who are you? DiSC Profile	Emotional Intelligence: How are you? EQ-i Assessment		
<b>KNOWLEDGE</b>	• WoW Test • Attend Spring Student-Athlete Career Fair	• Strengths/O*Net assessment • Set up Aggie Job Link acct • 1 Informational Interview • Attend Spring Student-Athlete Career Fair	• 3 informational interviews • Attend a Career Fair	• 5 informational interviews • WoW Knowledge Test • Attend a Career Fair • Share your launch story w/coach & advisor
<b>OPPORTUNITIES</b>	<div>                     Experiential Learning Opportunities: Job, internship, volunteer, club leadership, research, projects, ICA internships, shadowing                 </div>			
	Optional	ELO #1	ELO #2	ELO #3
<b>TOOLS</b>	• resume • video story (:30)	• resume update • video story (1:00) • LinkedIn Profile (50+ xns)	• resume update • video story (1:30) • LinkedIn Profile (100+ xns)	• resume update • video story (2:00) • LinkedIn Profile (200+ xns)

#### HOW DO I DO IT

• Set up a coaching session with Student-Athlete Outcomes Advisor or Mike **OR** Sign up for AMS 95 **OR** Have coaching staff set up a clinic for team **OR** Visit the ICC **OR** Seek mentors on team or alums

#### WHEN DO I DO IT

All requirements must be done by the Monday before classes start of the next academic year

#### WHERE DO I SHOW IT

Check your ARMS EVO Dashboard and make sure you record stuff when you get it done - your Advisor and coaches will check!

#### IS THERE MORE STUFF

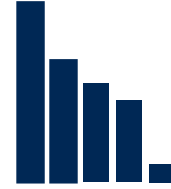
Of course! Attend an EVO Road Trip to learn more about the WoW, pay attention when your team brings in WoW educators, do more informational interviews, research and Google EVERY-THING



UC DAVIS IS THE IDEAL COMBINATION OF  
DIVISION I ATHLETICS, ELITE ACADEMICS AND PERSONAL GROWTH

U C D A V I S S T A T S

# HOW WE RANK



**UC Davis is one of 15 public four-year colleges with high graduation rates leading to high incomes.**  
*- College Scorecard, U.S. Department of Education*

**Outstanding students:** The average GPA ranges, representing the middle 50 percent of fall 2017 admitted freshmen was 3.95-4.25. That range is 3.29-3.78 for transfer students. **More than 44 percent of incoming students are first-generation college students.**

**Comprehensive majors:** UC Davis offers more than 100 academic majors and 96 graduate programs in four globally respected colleges: Agricultural and Environmental Sciences, Biological Sciences, Engineering and Letters and Science.

**Most professional schools:** UC Davis is the only UC campus with professional schools in all of the following disciplines: business management, education, law, medicine, nursing and veterinary medicine.

**California depends on UC Davis:** One in every 230 Californians is a UC Davis alum. Recent alumni earn a median annual salary of \$56,300, and experienced alumni earn \$94,600.

**UC Davis celebrates diversity:** UC Davis is highly ranked among the most ethnically diverse large national research universities by U.S. News & World Report and ranks 11th among leading institutions hosting international scholars.

**What are your professional goals? UC Davis can help you achieve them!**

UC Davis is the top-ranked UC and No. 62 nationally in alumni earnings above expectation.

## FRED ARP (1944-2018) - AN AGGIE FOR LIFE



Fred Arp, a member of the UC Davis football coaching staff for 41 seasons and the only assistant coach ever to earn induction into the Cal Aggie Athletics Hall of Fame, passed away on July 4, 2018, at the age of 73.

The Aggie football program champions three major feats from its history: 37 consecutive winning seasons, 20 straight conference titles and 18 NCAA postseason appearances. Arp is the only member of the program whose career spanned all three accomplishments. A former transfer from the University of Nevada, Arp lettered only the 1965 season at UC Davis before learning that a heart condition would sideline him for his senior year.

Arp transitioned to the coaching staff, first as the head freshman coach, then later as the defensive line coach, a position he held until his retirement in 2007. Arp only missed one season during that span, when he attended graduate school at the University of Northern Colorado. And in the other years, he missed only one game – for the birth of his son.

“He epitomized what Aggie Pride is all about, which is really about character and integrity. It’s one thing to give lip service to character and integrity, it’s another to live it, breathe it, preach it, learn by it. And I think that’s what he did. He believed in it, it was part of who he was, it’s in the fiber of who Fred Arp is. That’s what made him special, and that’s what made people who played for him special, because they were part of something bigger than themselves. And Fred was the person who would make sure that people understood what that really meant, and consequently, they just played their hearts out for him,” said former UC Davis head coach Bob Biggs, during Arp’s Hall of Fame induction.

Like many on the UC Davis football staff, Arp was relatively soft-spoken as a coach. Although he demanded the most of them, he did not yell nor berate his players. The combination of this demeanor, plus the soothing shade cast by the Howard Way trees on the team’s practice field, resulted in an enduring nickname for Arp’s defensive line corps: Club Fred.

That moniker became the perfect description for the culture and atmosphere Arp created. He treated his players well, and in turn, they treated him well – both with respect and in on-field results. Six of his defensive linemen earned first-team All-America honors, with three more earning Academic All-America or NCAA Postgraduate Scholarship Awards. A total of 35 garnered first-team all-conference nods.

“The Aggie D-Line has always been a unique position on the field, and this is 100 percent because of Fred,” said Dr. Robby Flannery, who starred at defensive tackle for Arp from 1996 to 1999. “We were called Club Fred because everyone else on the team saw us doing ‘Shade Drills,’ and thought we had it easy. In reality, Fred knew we would perform on Saturday, so he figured he didn’t need to ‘toughen us up’. He always respected his players, and the feeling was mutual. We got the privilege of Club Fred and Shade Drills because the Aggie D-Line was going to leave it all out on the field come Saturday.”

Off the field, Arp stood as an unofficial historian for the Aggie football program. He continued the tradition of naming the “All-Decade” teams in the 1990s and 2000s. In the 1990s, he assumed the responsibility of producing the team’s annual highlight film. Even after his retirement, Arp remained with the program as an advisor, and became instrumental in scheduling high-profile opponents during UC Davis’ early ascension as an NCAA Division I member.

“There have been many legends responsible for the legacy of Aggie football, but none greater than Fred Arp,” said current UC Davis head football coach Dan Hawkins. “A former athlete, and coach of over 40 years, Fred and his wife Jane have been life long contributors to Aggie Pride. We will miss Club Fred, the Shade Drill, and his presence at nearly every game in the last half century. We will continue to honor Coach Arp as we move forward with Aggie football.”

While all of his fellow UC Davis coaches and players heaped praise upon him throughout his career, Arp began earning accolades from outside the program near the end of his career. He won a National Football Foundation Contribution to Amateur Football award in 2000, the AFLAC National Assistant Coach of the Year nod in 2002, and an All-America Football Foundation Top Assistant Coach accolade in 2008.

Arp’s contributions to UC Davis intercollegiate athletics were not limited to football, either. He and his wife of 51 years, Jane, have a long history of philanthropic support to the university, with the Arp Family Foundation providing gifts for such projects as Aggie Stadium and the ICA weight room. During the Aggie Auctions of the late 1990s and 2000s, Arp donated countless pieces of sports memorabilia from his own personal collection, in an effort to support the popular fund- and friend-raising event.

Arp is survived by Jane (they were married 51 years) and their only son, Ben. A celebration of Fred’s life took place on Sept. 8, 2018, which coincidentally was the opponent during Arp’s final game as a coach.



## 100 SEASONS OF UC DAVIS FOOTBALL

A century in the making, coaches, student-athletes, fans, alumni and supporters of UC Davis football will celebrate the program's 100th season — football did not compete in 1918 (World War I) or from 1943-46 (World War II) — throughout the 2018 campaign. What started in 1915 when the Aggies took the field and faced Saint Mary's in the team's first-ever game continues this year with the team's #AGScension after enjoying a successful start to the Dan Hawkins era last season.

Memorable highlights that took place throughout the program's first century include:

- Thirty-one league championships: 1929, '47, '49, '51, '56, '63, '71, '72, '73, '74, '75, '76, '77, '78, '79, '80, '81, '82, '83, '84, '85, '86, '87, '88, '89, '90, '92, '93, 2005, '09, '18
- Twenty NCAA playoff appearances: 1972, '77, '78, '82, '83, '84, '85, '86, '88, '89, '92, '93, '96, '97, '98, '99, 2000, '01, '02, 18
- An appearance in the 1982 NCAA Division II National Championship game
- A 37-year win streak that took place from 1972-2008
- Twenty-nine first-team All-Americans, a list that includes senior wide receiver Keelan Doss, the program's inaugural consensus All-American
- Twelve Academic All-Americans
- 12 NCAA Postgraduate Scholarship Award winners
- Seventeen Aggies who were drafted by NFL teams:

Player	Drafted	NFL Active Service
J.T. O'Sullivan, QB	Saints #6 - 2002	New Orleans (2002-03), Green Bay (2004), Minnesota (2005), Carolina (2006), Detroit (2007), San Francisco (2008), Cincinnati (2009), Oakland (2010)
Onome Ojo, WR	Saints #5 - 2001	New Orleans (2001)
Kevin Daft, QB	Titans #5 - 1999	Tennessee (1999)
Jeff Bridewell, QB	Cardinals #12 - 1991	—
Mike Wise, DL	Raiders #2 - 1986	Los Angeles Raiders (1986-90), Cleveland (1991)
Scott Barry, QB	49ers #6 - 1985	—
Bo Eason, DB	Oilers #2 - 1984	Houston (1984-87)
Ken O'Brien, QB	Jets #1 - 1983	New York Jets (1983-92), Philadelphia (1993)
Jeff Allen, DB	Dolphins #12 - 1980	Miami (1980), San Diego (1982)
Mike Moroski, QB	Falcons #6 - 1979	Atlanta (1979-84), Houston (1985), San Francisco (1986)
Casey Merrill, DE	Bengals #5 - 1979	Green Bay (1979-83), N.Y. Giants (1984-85), New Orleans (1986)
Rich Martini, WR	Raiders #7 - 1977	Oakland (1979-80), New Orleans (1981)
Rolf Benirschke, K	Raiders #16 - 1977	San Diego (1977-86)
Anthony Terry, WR	Eagles #17 - 1976	—
Tom Williams, DE	Chargers #2 - 1970	San Diego (1970-71)
Howard Gravelle, TE	Chargers #12 - 1970	—
Jerry DeLoach, DE	Raiders #12 - 1970	—

- Additional Aggies who continued their football careers at the professional level include:

Player	Team and/or League	Player	Team and/or League
Aaron Bennetts	Scotland, NFL Europe	Chris Mandeville	Green Bay & Washington, NFL
Bob Biggs	Winnipeg, CFL; Portland, World Football League	Rick Mohr	Toronto & Saskatchewan, CFL; Oakland, USFL
Melvin Byrd	British Columbia, CFL	Michael Oliva	New York Jets, NFL
Jonathan Compas	Oakland Raiders, Tampa Bay, NFL	Colton Schmidt	San Francisco (preseason), Buffalo Bills, NFL
Matt Devine	World League of American Football		
Charley Enos	Winnipeg, CFL	Kermit Schmidt	Boston Braves, Cincinnati Reds, NFL
Daniel Fells	Atlanta, St. Louis, Denver, New England, New York Giants, NFL	John Shoemaker	Arizona, NFL
Bob Fenton	Arena Football League	Chris Smith	New York Jets, NFL
Bakari Grant	San Francisco, NFL; Hamilton, CFL	Steve Thompson	Sacramento, World League of American Football
Mark Grieb	Anaheim & San Jose, Arena League	Elliot Vallejo	Arizona, NFL
	Scotland, NFL Europe; Las Vegas, XFL	Colby Wadman	Denver, NFL
Khari Jones	British Columbia, Winnipeg, CFL; Albany, Arena League; Scotland, NFL Europe		
Tony Kays	Cincinnati, NFL		
Brad Lekkerkerker	Houston, Oakland, NFL		
Cory Lekkerkerker	San Diego, Dallas, Tennessee, NFL		

## **100 SEASONS OF UC DAVIS FOOTBALL - CONTINUED**

- Fifty-eight individuals inducted to the Cal Aggie Athletics Hall of Fame
- Pint, the kickoff tee-retrieving dog and mascot for the world-renowned UC Davis School of Veterinary Medicine

In addition to its time as an independent program, UC Davis competed in four conferences.

- 2012-present: Big Sky Conference
- 2004-11: Great West Football Conference
- 1994-2003: NCAA Division II Independent
- 1993: American West Conference
- 1925-1992: Northern California Athletic Conference
- 1915-1924: Independent

Memorable games that took place throughout football's first century include:

• *The Miracle Game*: What is reflected as a 30-29 victory over Cal State Hayward on Nov. 14, 1970, was more exciting than the score may indicate with UC Davis scoring 16 points in the final 22 seconds to capture the victory over the small-college power. After scoring on a five-play drive that included a two-point conversion with 22 seconds remaining, UC Davis recovered an onside kick on Hayward's 44 with 16 ticks remaining. On the final play of the game, quarterback (and future UC Davis head coach) Bob Biggs found tight end Mike Bellotti for a 29-yard touchdown on the final play of the game. Instead of tying the score, head coach Jim Sochor decided to go for the win. After two false starts, Biggs connected with Mike Everly, whose one-handed snare lifted the Aggies to victory in this instant classic.

• *20-17*: If you mention that score to any UC Davis football fan, the Aggies' Sept. 18, 2005, Farm vs. Farm victory over Stanford will instantly come to mind. After trailing 17-0 midway through the second quarter, the Aggies scored 20 unanswered and became the first non-Division I-A/FBS team ever to defeat the Cardinal. Trailing by six with 2:37 left to play, Jon Grant threw a 12-yard pass to Brandon Rice and a 17-yarder to Smith to move the ball downfield on a drive that started on UC Davis' 28. Then on a third-and-4 from the Stanford 25, Grant hit a wide-open Tony Kays for 19 yards over the middle for a first down. After a 3-yard keeper and an incomplete pass, Grant found Smith open in the front corner of the end zone to cap the 11-play drive with a game-winning touchdown. This win was the Aggies' first over a Division I-A team since 1986 when they topped the Pacific Tigers; that game was the first against a Pac-10 (now Pac-12) team in 65 years, and the second-ever against Stanford. The first took place in 1932 when Pop Warner was Stanford's coach.

• *Hail Bakari*: On Oct. 4, 2008, Bakari Grant caught a 38-yard touchdown pass from Greg Denham on the game's final play to push the Aggies past Northern Colorado, 34-30. UC Davis picked up the improbable touchdown two plays after a false start erased a try for a potential game-winning 50-yard field goal attempt by Sean Kelley. An incomplete pass led to the final throw in which Grant hauled in Denham's pass in between four defenders just past the goal line. Denham drove the Aggies to the Northern Colorado 33 by completing three passes for 28 yards, two of them to Brandon Tucker for 20 yards. UC Davis spiked the ball with nine seconds to go in order to set up for a 50-yard field goal try. However, a crucial five-yard penalty resulted in the offense coming back onto the field. An incomplete pass left three seconds on the clock, which led to the game's exciting finish.

• *The Band-Uh! Victory*: Due to Hurricane Rita, the team found itself without its charter service to North Dakota for its Oct. 22, 2005, matchup. The plane was reassigned to evacuation duties. "We could not purchase enough commercial flights," said then-head coach Bob Biggs. "Fortunately, the band had procured seats the year before, and they gave us 50 seats." The Aggies arrived on time and promptly dispatched then-No. 17 North Dakota 20-14. And the Band-uh was there, too, after driving in a caravan halfway across the country. "Our team knew where the band was, and they were climbing over seats and the fence to get to them," Biggs said. "One of the great scenes forever in my mind is our team reaching out and high-fiving the band."

• *Homecoming Classic*: Taking place this season, UC Davis' come-from-behind victory vs. Idaho State, during its Homecoming Weekend, became an instant classic for a variety of reasons. In a matchup that drew little attention in the summer when Big Sky schedules were unveiled. This game featured two of the league's top offenses, and two of three conference teams with an undefeated Big Sky record. Even though ISU jumped out to an early 23-7 lead, a touchdown-saving tackle on UC Davis' 15 from Jake Maier, on what would have been a pick-six, ended with three Bengals penalties, a sack and a punt on the ensuing ISU drive. In a game that included a pair of successful two-point conversions — the first time since 2004 this occurred for UC Davis — the last tied the game at 37-37 through regulation. In overtime, the Aggies' first since capturing a victory in 2009 at South Dakota, it was the second of two successful fourth-down attempts that snapped that tie. On fourth-and-two on ISU's 4, Ulonzo Gilliam out-sprinted the Bengals to the pylon on the far sideline to score his second TD of the evening. On Idaho State's first overtime possession, it failed on its fourth-down opportunity, ended the game with a four-and-out, with this out doubling as the final possession of the evening.

## 100 SEASONS OF UC DAVIS FOOTBALL - CONTINUED

Any conversation involving UC Davis' football program will include one, or a combination of the following legends (in alphabetical order).

• **Fred Arp** - As written by Davis Enterprise columnist Bob Dunning following Fred Arp's passing on July 4, 2018: "We hear the term "legend" tossed around freely these days, but in the case of Fred Arp, it's a word that fits perfectly." Throughout his five decades with the program, Arp (and former assistant coach Lou Bronzan) were on staff for the Aggies' 20 straight conference championships and 18 NCAA postseason appearances — success that took place during a streak of 37 winning seasons in a row.

A former transfer from the University of Nevada, Arp lettered only the 1965 season at UC Davis before learning that a heart condition would sideline him for his senior year.

Arp transitioned to the coaching staff, first as the head freshman coach, then later as the defensive line coach, a position he held until his retirement in 2007. Arp only missed one season during that span, when he attended graduate school at the University of Northern Colorado. And in the other years, he missed only one game — for the birth of his son.

• **Bob Biggs** - As the head football coach from 1993-2012, Bob Biggs compiled a career record of 144–85–1 and was named the 2009 Great West Conference Coach of the Year. In addition to his football duties, he also spent 10 years as the head men's tennis coach. The former UC Davis quarterback was involved in two of the most memorable games in school history: the Miracle Game (as a quarterback) and the team's victory over Stanford (as a head coach). He originally coached the freshman squad alongside fellow Aggie Mike Bellotti, then worked as an assistant coach under the great Jim Sochor — the winningest coach in program history with a 156-41-5 mark — and Bob Foster.

• **Bob Foster** - Former UC Davis head football coach Bob Foster — who was on the Aggies' staff for more than 20 years before moving on to coach at Oregon, Cal and Colorado — brought more than 40 years of playing and coaching experience to the program last season when he assisted current UC Davis head coach Dan Hawkins throughout his transition, and first year on the sidelines as his alma mater. Foster, who was inducted into the Cal Aggie Athletics Hall of Fame in 2002 and who later had the team center at Aggie Stadium named after him, was linebackers coach and defensive coordinator for the late Jim Sochor.

Foster retired from UC Davis following the 1992 season but found his way back to the game when he went on to serve as a consultant for former Aggie Dan Hawkins at Willamette University (Oregon). He later joined Hawkins as linebackers coach at Colorado in 2009.

Foster helped the Aggies enjoy unparalleled success during their run in the 1970s and '80s — a period that included 20 consecutive conference championships and a trip to the 1982 NCAA Division II Championship game.

The Aggies never had a losing season while Foster was on staff.

He assumed head coaching duties at UC Davis in 1989 following Sochor's retirement, capturing a trio of Northern California Athletic Conference titles with perfect 5-0 records, winning 30 games overall and earning a pair of postseason playoff berths. Foster's defenses were among the best in school history, including in 1983 when the Aggies gave up an average of just 7.8 points per game, while going 11-1.

Foster received both his undergraduate and graduate degrees from UC Davis after earning four varsity letters as a running back between 1958 and 1961. He joined the Aggies' staff as linebackers coach during Sochor's second season in 1971 before being elevated to defensive coordinator in 1977.

• **Ken O'Brien** - Originally from nearby Jesuit High School, O'Brien started three seasons for the Aggies after transferring from Sacramento State. In his senior year of 1982, he captured first-team All-America honors from the National Football Coaches Association while helping UC Davis reach the NCAA Division II title game for the first time in school history. O'Brien set school records by finishing the season with 2,976 passing yards and 23 touchdowns that year.

O'Brien won the 1982-83 Colby E. "Babe" Slater Award as the school's outstanding male athlete of the year. He also became the first Aggie to be selected in the first round of the NFL Draft, going as the 24th overall pick to the New York Jets during the "Year of the Quarterback" draft.

O'Brien played 10 years in the NFL, mostly with the Jets. He amassed 25,094 yards and 128 touchdowns, made the Pro Bowl in 1985 and 1991, captured six AFC Offensive Player of the Week awards, and was selected as the 1985 AFC Player of the Year by the Washington D.C. Touchdown Club. During the peak of this career, O'Brien returned to his alma mater for one more major accolade — his 1990 induction into the Cal Aggie Athletics Hall of Fame.

In 1997, O'Brien entered the College Football Hall of Fame. He was the first of three individuals from UC Davis to earn enshrinement: head coach Jim Sochor followed O'Brien into the HOF in 1999, while alumnus Mike Bellotti was inducted for his Oregon coaching career in 2014.



## **100 SEASONS OF UC DAVIS FOOTBALL - CONTINUED**

• *J.T. O'Sullivan* - UC Davis finished 12-1 in 2000, just one game shy of earning a trip to the NCAA Division II national championship. A big reason was the play of quarterback J.T. O'Sullivan, who threw for 3,679 yards and 38 touchdowns, while posting a passing rating of 193.85. How big was his season? The future NFL player was the only Division II player that season to earn a vote for the Heisman Trophy.

O'Sullivan was drafted by the New Orleans Saints in the sixth round of the 2002 NFL Draft. He also spent time with 10 other NFL teams: the Green Bay Packers, Chicago Bears, Minnesota Vikings, New England Patriots, Carolina Panthers, Detroit Lions, San Francisco 49ers, Cincinnati Bengals, San Diego Chargers, and Oakland Raiders. He was a backup for the majority of his NFL career but began the 2008 season as the starter for the 49ers.

He also played for the Frankfurt Galaxy of NFL Europe in 2004 and 2007, and led the team to a World Bowl appearance each year. He earned All-NFL Europa and NFL Europa Co-Offensive MVP honors in 2007. O'Sullivan spent the final season of his professional career as a backup for the Saskatchewan Roughriders of the CFL.

• *Jim Sochor* - If there is one individual responsible for the football program's rise to national prominence, it is former head coach Jim Sochor. After finishing his career with a 156-41-5 record, which included 18 straight Division II league championships, Coach Sochor was named to the College Football Hall of Fame in 1999. Not only was Sochor the football coach, he served as the university's athletic director from 1989-91 and enjoyed a brief stint as the head men's golf coach.

In addition to his legendary accomplishments as a head coach, Coach Sochor's influence continued through the success earned by numerous former players and coaches, a list that includes quarterbacks Ken O'Brien and Mike Moroski, defensive end Casey Merrill, safety Bo Eason and kicker Rolf Benirschke. Washington head coach Chris Petersen, former Boise State, Colorado and current UC Davis head coach Dan Hawkins, and current ESPN analyst Mike Bellotti (the winningest coach in Oregon history) are among the many former assistants who embraced the Aggie Way and had accomplished careers in the game.

Sochor recruited players to UC Davis without scholarships, and did not hold spring practices. When class conflicted with practice, the answer was an easy one for Coach Sochor: attend class. He mistrusted rules and instituted only one, meant to promote discipline and self-respect: A player's helmet could not touch the ground when he was not wearing it.

Said Sochor, "At Davis, we had a lot to overcome. We didn't have scholarships, or spring practice. We often played teams who gave 60 to 80 grants and had those spring workouts. We had to win on preparation, trust, togetherness and unity." His goal was to ensure that "no one would become as close as a football team as we did... we bonded and developed a chemistry that endured."

With a long line of top-notch quarterbacks at the helm, Sochor's Division II teams built the foundation of the program, which included an unprecedented run of 37 consecutive winning seasons. That string was carried on by protégés Bob Foster and Bob Biggs after Sochor's retirement.

## AGGIES IN THE POSTSEASON

### NCAA DIVISION I PLAYOFFS

2018 ..... Second Round at Davis ..... Defeated Northern Iowa, 23-16

### NCAA DIVISION II PLAYOFFS

2002 ..... Quarterfinal at Kingsville, Texas ..... Lost to Texas A&M-Kingsville, 20-27 (ot)  
 ..... First Round at Ellensburg, Wash. .... Defeated Central Washington, 24-6  
 2001 ..... Semifinal Round at Grand Forks, N.D. .... Lost to North Dakota, 2-14  
 ..... Quarterfinal at Davis ..... Defeated Tarleton State, 42-25  
 ..... First Round at Kingsville, Texas. .... Defeated Texas A&M-Kingsville, 37-32  
 2000 ..... Semifinal Round at Davis ..... Lost to Bloomsburg, 58-48  
 ..... Quarterfinal Round at Davis ..... Defeated Mesa State, 62-18  
 ..... First Round at Davis ..... Defeated Chadron State, 48-10  
 1999 ..... Quarterfinal at Davis ..... Lost to Northeastern State 19-14  
 ..... First Round at Davis ..... Defeated Central Oklahoma, 33-17  
 1998 ..... First Round at Davis ..... Lost to Texas A&M-Kingsville, 54-21  
 1997 ..... Semifinal at New Haven, Conn. .... Lost to New Haven 27-25  
 ..... Quarterfinal at San Angelo, Texas. .... Defeated Angelo State 50-33  
 ..... First Round at Kingsville, Texas. .... Defeated Texas A&M-Kingsville, 37-33  
 1996 ..... Semifinal at Jefferson City, Tenn. .... Lost to Carson-Newman 29-26  
 ..... Quarterfinal at Davis ..... Defeated Central Oklahoma, 26-7  
 ..... First Round at Kingsville, Texas. .... Defeated Texas A&M-Kingsville, 17-14  
 1993 ..... Quarterfinal at Davis ..... Lost to Texas A&M-Kingsville, 51-28  
 ..... First Round at Davis ..... Defeated Fort Hays State 37-34  
 1992 ..... First Round at Portland, Ore. .... Lost to Portland State, 42-28  
 1989 ..... First Round at Davis ..... Lost to Angelo State, 28-23  
 1988 ..... First Round at Davis ..... Lost to Sacramento State, 35-14  
 1986 ..... Quarterfinal at Davis ..... Lost to South Dakota, 26-23  
 1985 ..... Quarterfinal at Davis ..... Lost to North Dakota State, 31-12  
 1984 ..... Quarterfinal at Fargo, N.D. .... Lost to North Dakota State, 31-23  
 1983 ..... Semifinal at Davis ..... Lost to North Dakota State, 26-17  
 ..... Quarterfinal at Davis ..... Defeated Butler, 25-6  
 1982 ..... Championship at McAllen, Texas ..... Lost to Southwest Texas State, 34-9  
 ..... Semifinal at Davis ..... Defeated North Dakota State, 19-14  
 ..... Quarterfinal at Davis ..... Defeated Northern Michigan, 42-21  
 1978 ..... Quarterfinal at Davis ..... Lost to Eastern Illinois, 35-31  
 1977 ..... Semifinal at Davis ..... Lost to Lehigh, 39-30  
 ..... Quarterfinal at Davis ..... Defeated Bethune-Cookman, 34-16

### NCAA COLLEGE DIVISION REGIONAL BOWLS

1972 ..... Boardwalk Bowl at Atlantic City, N.J. .... Lost to Massachusetts, 35-14

### LOCAL BOWL GAMES

1951 ..... Pear Bowl at Medford, Ore. .... Lost to Pacific University (Ore.), 25-7  
 1949 ..... Pear Bowl at Medford, Ore. .... Lost to Pacific University (Ore.), 33-15

Opponent (Last Game)	W-L	Home
Angelo State (1997)	1-1	0-1
Bethune-Cookman (1977)	1-0	1-0
Bloomsburg (2000)	0-1	0-1
Butler (1983)	1-0	1-0
Carson-Newman (1996)	0-1	—
Central Oklahoma (1999)	2-0	2-0
Central Washington (2002)	1-0	—
Chadron State (2000)	1-0	1-0
Eastern Illinois (1978)	0-1	0-1
Fort Hays State (1993)	1-0	1-0
Lehigh (1977)	0-1	0-1
Massachusetts (1972)	0-1	—
Mesa State	1-0	1-0
Opponent (Last Game)	W-L	Home

New Haven (1997)	0-1	—
North Dakota (2001)	0-1	—
North Dakota State (1985)	1-3	1-2
Northeastern State (1999)	0-1	0-1
Northern Iowa (2018)	1-0	1-0
Northern Michigan (1982)	1-0	1-0
Pacific (1951)	0-2	—
Portland State (1992)	0-1	—
Sacramento State (1988)	0-1	0-1
South Dakota (1986)	0-1	0-1
Southwest Texas State (1982)	0-1	—
Tarleton State (2001)	1-0	1-0
Texas A&M-Kingsville (2002)	3-3	0-2
<b>Totals</b>	<b>13-29</b>	<b>10-11</b>

## AGGIE POSTSEASON SCHOOL RECORDS

### SINGLE-GAME – INDIVIDUAL

#### RUSHING YARDS

Preston Jackson, 1993 vs. Fort Hays State ..172

#### PASS COMPLETIONS

Kevin Daft, 1997 at New Haven ..... \*43

#### PASS ATTEMPTS

Kevin Daft, 1997 at New Haven ..... \*64

#### PASS YARDS

Kevin Daft, 1997 at New Haven ..... \*482

#### TOUCHDOWN PASSES

J.T. O'Sullivan, 2000 vs. Mesa State ..... 6

#### RECEPTIONS

Michael Oliva, 2002 vs. TAMUK ..... 11

G.P. Muhammad, 1997 at New Haven

Chris Mandeville, 1986 vs. South Dakota

#### RECEIVING YARDS

Michael Oliva, 2001 vs. TAMUK ..... 233

#### TOTAL OFFENSE

Kevin Daft, 1997 at New Haven ..... \*505

\* - set NCAA Division II Playoff Record

### SEASON – INDIVIDUAL

#### RUSHING YARDS

Jermaine Rucker, 1996 (3 gms)..... 343

#### PASS ATTEMPTS

Kevin Daft, 1997 (3 gms) ..... \*139

#### PASSING YARDS

Kevin Daft, 1997 (3 gms) ..... 1,199

#### TOUCHDOWN PASSES

J.T. O'Sullivan (3 gms) ..... 13

#### RECEPTIONS

Francis Montes, 1997 (3 gms) .....23

#### RECEIVING YARDS

Michael Oliva (3 gms) ..... 397

#### SCORING

Preston Jackson, 1993 (2 gms) .....36

#### TOTAL OFFENSE

J. T. O'Sullivan (3 gms) .....1,207

### CAREER – INDIVIDUAL

#### RUSHING YARDS

Matt Brown, 1998-2000 (5 gms) ..... 480

#### PASSING YARDS

J.T. O'Sullivan, 1998-2000 (7 gms) ..... 2,602

#### RECEPTIONS

Michael Oliva, 1999-2002 (10 gms) .....58

#### RECEIVING YARDS

Michael Oliva, 1999-2002 (10 gms) ..... 1,052

#### SCORING

Michael Oliva, 1999-2002 (10 gms) .....66

#### TOTAL OFFENSE

J.T. O'Sullivan, 1998-2001 (7 gms) .....2,801

## NCAA TEAM STATS - UC DAVIS

Statistic	National Rank	Conference Rank	Value	National Leader	Value	Conference Leader	Value
3rd Down Conversion Pct (124 ranked)	21	3	0.425	Davidson	0.556	Cal Poly	0.503
3rd Down Conversion Pct Defense (124 ranked)	62	3	0.374	N.C. A&T	0.256	Weber St.	0.270
4th Down Conversion Pct (124 ranked)	12	2	0.625	North Dakota St.	0.833	Southern Utah	0.636
4th Down Conversion Pct Defense (124 ranked)	82	6	0.536	North Dakota St.	0.192	Cal Poly	0.333
Blocked Kicks (77 ranked)	34	3	3	Grambling	12	Portland St.	6
Blocked Kicks Allowed (123 ranked)	1	1	0	10 teams tied	0	Cal Poly UC Davis	0 0
Blocked Punts (28 ranked)	28	3	1	Holy Cross	6	Portland St. Idaho	2 2
Blocked Punts Allowed (122 ranked)	1	1	0	50 teams tied	0	6 teams tied	0
Completion Percentage (124 ranked)	9	1	0.644	Samford	0.702	UC Davis	0.644
Defensive TDs (33 ranked)	33	3	2	Stony Brook Eastern Wash.	6 6	Eastern Wash.	6
Fewest Penalties (124 ranked)	92	11	84	Princeton	39	Cal Poly	50
Fewest Penalties Per Game (124 ranked)	80	11	7.00	Elon	3.73	Cal Poly	4.55
Fewest Penalty Yards (124 ranked)	81	10	711	Elon	330	Cal Poly	398
Fewest Penalty Yards Per Game (124 ranked)	66	8	59.25	Elon	30.00	Cal Poly	36.18
First Downs Defense (124 ranked)	104	10	260	Colgate	153	Northern Ariz.	192
First Downs Offense (124 ranked)	5	1	295	Jacksonville St.	326	UC Davis	295
Fumbles Lost (121 ranked)	17	4	5	4 teams tied	1	Montana St. Sacramento St. Southern Utah	4 4 4
Fumbles Recovered (124 ranked)	75	8	7	Central Ark.	17	Weber St.	12
Kickoff Return Defense (124 ranked)	8	1	15.97	Alabama A&M	13.44	UC Davis	15.97
Kickoff Returns (124 ranked)	47	6	21.02	Kennesaw St.	36.47	Weber St.	26.76
Net Punting (124 ranked)	26	6	37.39	Mercer	40.58	Idaho	40.05
Passes Had Intercepted (124 ranked)	51	6	10	Cal Poly	0	Cal Poly	0
Passes Intercepted (124 ranked)	12	3	16	Southeast Mo. St.	23	Northern Ariz. Weber St.	17 17
Passing Offense (124 ranked)	3	1	326.6	Samford	392.7	UC Davis	326.6
Passing Yards Allowed (124 ranked)	100	11	244.7	Campbell	122.5	Northern Ariz.	179.7
Passing Yards per Completion (124 ranked)	97	10	11.17	The Citadel	18.42	Sacramento St.	16.30
Punt Return Defense (124 ranked)	73	9	10.15	Davidson	0.75	Weber St.	5.20
Punt Returns (124 ranked)	90	11	5.27	Norfolk St.	21.86	Idaho	17.00
Red Zone Defense (124 ranked)	57	3	0.804	North Dakota St.	0.476	Eastern Wash.	0.743
Red Zone Offense (124 ranked)	9	2	0.898	Fordham	0.952	Cal Poly	0.902
Rushing Defense (124 ranked)	68	4	183.0	N.C. A&T	72.6	Weber St.	121.7
Rushing Offense (124 ranked)	59	10	164.0	Davidson	442.9	Cal Poly	330.8
Sacks Allowed (124 ranked)	18	3	1.08	Davidson	0.27	Montana St.	0.85
Scoring Defense (124 ranked)	51	3	26.8	Colgate	7.0	Weber St.	21.0
Scoring Offense (124 ranked)	7	2	40.6	Princeton	47.0	Eastern Wash.	44.9
Tackles for Loss Allowed (124 ranked)	22	3	5.08	Central Conn. St. Davidson	3.27 3.27	Montana St.	4.08
Team Passing Efficiency (124 ranked)	20	4	142.33	San Diego	170.87	Idaho St.	153.76
Team Passing Efficiency Defense (124 ranked)	46	4	122.57	Colgate	80.85	Northern Ariz.	108.46
Team Sacks (124 ranked)	31	2	2.67	Alcorn	4.25	Weber St.	3.25
Team Tackles for Loss (124 ranked)	38	3	7.2	Alcorn	9.3	Weber St.	8.1
Time of Possession (124 ranked)	117	13	26:58	Cal Poly	34:48	Cal Poly	34:48
Total Defense (124 ranked)	86	7	427.7	Colgate	219.0	Weber St.	320.3
Total Offense (124 ranked)	8	3	490.6	Davidson	561.9	Eastern Wash.	543.0
Turnover Margin (124 ranked)	17	3	0.67	Southeast Mo. St.	1.85	Weber St.	0.92
Turnovers Gained (123 ranked)	22	4	23	Southeast Mo. St.	36	Weber St.	29
Turnovers Lost (124 ranked)	27	4	15	Princeton Indiana St.	6 6	Sacramento St.	8
Winning Percentage (119 ranked)	6	1	0.833	Princeton North Dakota St.	1.000 1.000	Weber St. Eastern Wash. UC Davis	0.833 0.833 0.833



## NCAA INDIVIDUAL STATS - UC DAVIS

Statistic	Player	National Rank	Conference Rank	Value	National Leader	Value	Conference Leader	Value
All Purpose (200 ranked)	Keelan Doss Ulonzo Gilliam Namane Modise Tehran Thomas	65 81 115 190	8 10 16 28	106.08 99.50 90.42 73.91	Ryan Fulse, Wagner	184.09	Joe Protheroe, Cal Poly	167.45
Blocked Kicks (12 ranked)					Rodney Jackson, Grambling Randy Robinson, Jacksonville St.	5 5	Dylan Ledbetter, Eastern Wash.	3
Combined Kick Returns (200 ranked)	Namane Modise	11	1	746	Ahmere Dorsey, Rhode Island	1,085	Namane Modise, UC Davis	746
Completion Percentage (97 ranked)	Jake Maier	9	1	0.651	Devlin Hodges, Samford	0.705	Jake Maier, UC Davis	0.651
Completions Per Game (148 ranked)	Jake Maier	3	1	28.17	Devlin Hodges, Samford	35.27	Jake Maier, UC Davis	28.17
Field Goal Percentage (79 ranked)	Max O'Rourke	28	4	0.765	Roldan Alcobendas, Eastern Wash.	1.000	Roldan Alcobendas, Eastern Wash.	1.000
Field Goals Per Game (135 ranked)	Max O'Rourke Matt Blair	43 135	7 16	1.08 0.08	Austin Errthum, UNI	1.85	Trey Tuttle, Weber St.	1.42
Forced Fumbles (41 ranked)	Devon King	41	4	0.25	Da'Jon Lee, Saint Francis (PA)	0.55	Maurice Davison, Northern Ariz.	0.30
Fumbles Recovered (27 ranked)					4 players tied	4	Taylor Nelson, Southern Utah	4
Interceptions Per Game (128 ranked)	Mason Moe	103	13	0.3	Isiah Swann, Dartmouth	0.9	Jahque Alleyne, Montana St.	0.5
Kickoff Return TDs (11 ranked)					Jean Constant, Bryant Malik Wilson, N.C. A&T Jimmie Robinson, Bethune-Cookman	3 3 3	Judd Cockett, Southern Utah Rashid Shaheed, Weber St.	2 2
Kickoff Returns (96 ranked)	Namane Modise	40	4	23.3	Jean Constant, Bryant	39.1	Rashid Shaheed, Weber St.	36.9
Passes Defended (41 ranked)	Vincent White	7	2	1.4	Dominic Frasca, Cal Poly	1.9	Dominic Frasca, Cal Poly	1.9
Passing Efficiency (97 ranked)	Jake Maier	20	2	142.2	Anthony Lawrence, San Diego	171.7	Tanner Gueller, Idaho St.	153.7
Passing TDs (143 ranked)	Jake Maier	2	1	32	Anthony Lawrence, San Diego	39	Jake Maier, UC Davis	32
Passing Yards (150 ranked)	Jake Maier Carson Crawford	3 145	1 13	3,697 56	Devlin Hodges, Samford	4,283	Jake Maier, UC Davis	3,697
Passing Yards Per Game (150 ranked)	Jake Maier Carson Crawford	3 143	1 13	308.1 5.6	Devlin Hodges, Samford	389.4	Jake Maier, UC Davis	308.1
Passing Yards per Completion (97 ranked)	Jake Maier	81	5	10.94	Caylin Newton, Howard	16.85	Tanner Gueller, Idaho St.	16.07
Points Responsible For (193 ranked)	Jake Maier Max O'Rourke Ulonzo Gilliam	5 87 105	1 11 14	216 92 86	Anthony Lawrence, San Diego	260	Jake Maier, UC Davis	216
Points Responsible For Per Game (148 ranked)	Jake Maier Max O'Rourke Ulonzo Gilliam	7 107 133	1 11 16	18.0 7.7 7.2	Devlin Hodges, Samford	21.8	Jake Maier, UC Davis	18.0
Punt Return TDs (6 ranked)	Namane Modise	6	1	1	D'Angelo Amos, James Madison	3	10 players tied	1
Punt Returns (51 ranked)	Isaiah Thomas	42	5	4.8	D'Angelo Amos, James Madison	22.0	Josh Davis, Weber St.	16.0
Punting (102 ranked)	Daniel Whelan	28	7	41.5	Chris Faddoul, Florida A&M	46.8	Derek Arnson, Northern Ariz.	44.6
Receiving TDs (131 ranked)	Keelan Doss Wesley Preece Jared Harrell	24 24 88	3 3 11	9 9 5	Josh Pearson, Jacksonville St.	17	Samuel Akem, Montana	13
Receiving Yards (149 ranked)	Keelan Doss Jared Harrell	6 36	2 7	1,191 840	Michael Bandy, San Diego	1,698	Mitch Gueller, Idaho St.	1,259
Receiving Yards Per Game (200 ranked)	Keelan Doss Jared Harrell	15 50	3 8	99.3 70.0	Donald Parham, Stetson	146.6	Mitch Gueller, Idaho St.	114.5
Receptions Per Game (193 ranked)	Keelan Doss Jared Harrell Ulonzo Gilliam	3 52 97	1 7 14	9.1 4.9 4.2	Donald Parham, Stetson	9.4	Keelan Doss, UC Davis	9.1
Rush Yards Per Carry (147 ranked)	Ulonzo Gilliam	61	7	5.28	Kentel Williams, Austin Peay	7.99	Sam McPherson, Eastern Wash.	7.63
Rushing TDs (148 ranked)	Ulonzo Gilliam Tehran Thomas	26 112	4 17	11 6	Chandler Burks, Kennesaw St.	29	Troy Andersen, Montana St.	21
Rushing Yards (200 ranked)	Ulonzo Gilliam Tehran Thomas	51 94	9 13	844 675	Joe Protheroe, Cal Poly	1,810	Joe Protheroe, Cal Poly	1,810
Rushing Yards Per Game (199 ranked)	Ulonzo Gilliam Tehran Thomas	73 98	11 15	70.3 61.4	Joe Protheroe, Cal Poly	164.5	Joe Protheroe, Cal Poly	164.5
Sacks (196 ranked)	Mason Moe	32	1	0.71	Adrian Hope, Furman	1.50	Mason Moe, UC Davis	0.71
Scoring (200 ranked)	Max O'Rourke Ulonzo Gilliam	27 47	3 8	7.7 7.2	Chandler Burks, Kennesaw St.	14.5	Troy Andersen, Montana St.	9.8
Solo Tackles (42 ranked)					Jonas Griffith, Indiana St.	7.4	Nik Navarro, Cal Poly	6.0
Tackles For Loss (101 ranked)	Mason Moe	25	2	1.4	Pete Swenson, Western Ill.	2.2	Kaden Elliss, Idaho	1.5
Total Offense (200 ranked)	Jake Maier Ulonzo Gilliam	11 180	3 19	303.2 70.3	Devlin Hodges, Samford	417.8	Tanner Gueller, Idaho St.	315.5
Total Points Scored (0 ranked)								
Total Tackles (200 ranked)					Dante Olson, Montana	13.7	Dante Olson, Montana	13.7
Total Touchdowns (144 ranked)	Ulonzo Gilliam Keelan Doss Wesley Preece Tehran Thomas	14 83 83 112	2 10 10 18	14 9 9 8	Chandler Burks, Kennesaw St.	29	Troy Andersen, Montana St.	21
Yards per Pass Attempt (97 ranked)	Jake Maier	51	4	7.12	Easton Stick, North Dakota St.	9.56	Tanner Gueller, Idaho St.	9.12
Yards per Reception (200 ranked)	Jared Harrell Wesley Preece	129 198	13 19	14.24 12.38	Jaquez Ezzard, Howard	26.60	Jaelin Ratliff, Sacramento St.	20.86



## 12-8 at Eastern Washington >> Roos Field >> Spokane, Wash.

### TRUE UNIVERSITY AMBASSADORS

- Excelling on the field and in the classroom, UC Davis student-athletes compete in 25 intercollegiate sports (16 women's and nine men's) and are enrolled in 93 different undergraduate majors
- Ten UC Davis athletic teams posted the highest NCAA Graduation Success Rates in their respective conferences, while seven programs were honored with Public Recognition Awards by the NCAA after their Academic Progress Rate — all posted a perfect 1,000 — stood among the top 10 percent of their respective sports
- UC Davis football has now led the Big Sky in each of their six seasons as a member of the Big Sky Conference with its multi-year APR — the second-longest active streak in the nation
- Three more teams recorded the second-highest APR score in the conference; an additional three programs finished with a top-three figure
- Ranked No. 5 among all public schools in the nation by the Wall Street Journal and Times Higher Education, UC Davis offers nearly 100 graduate programs and more than 100 undergraduate majors across four colleges and six professional schools, including the world's top-ranked veterinary science and agriculture programs

### UC DAVIS VS. EASTERN WASHINGTON - FCS PLAYOFF QUARTERFINAL

- Saturday's game is the eighth meeting between UC Davis and Eastern Washington, the sixth to take place on the Eagles' turf, the second head-to-head matchup this year and the first in the postseason
- The Eagles won each of the first seven games

Date	Location	Result	Score
11/10/18	A	L	20-59
10/07/17	H	L	38-41
10/01/16	A	L	30-63
09/27/14	H	L	14-37
11/10/12	A	L	28-31
09/15/07	A	L	31-41
11/19/05	A	L	7-24

- This matchup in Cheney guarantees at least one Big Sky team will advance to the FCS semifinal round, and will face the winner of Friday's Weber State-Maine matchup
- If Weber State wins, the winner of this game will head to Ogden next week; if Maine wins, either EWU or UC Davis will host next week's semifinal
- Saturday's rematch pits EWU, ranked No. 3

in this year's playoffs, against No. 6 UC Davis

- When the regular season ended, EWU held national rankings of 4/3; the Aggies were ranked Nos. 7/10 respectively in the STATS FCS Media and AFCA Coaches' Poll

- Both teams finished the regular season with 10-2 overall and 7-1 league records, and are two of the Big Sky's three co-champions

- This is the first playoff rematch involving Big Sky teams since 2014 when, coincidentally, Eastern Washington hosted Montana

- Compared to UC Davis, a team that will compete in its first FCS playoff road game and second in program history, Saturday's game is the Eagles' 28th FCS all-time postseason and 20th home game

- Eastern Washington has not played a road playoff game since 2009, and is 11-4 in the 15 home games since

- Both defenses will face a stern test since EWU and UC Davis are two of the top offenses in the country

- The Eagles and Aggies are ranked No. 4 and No. 7 nationally with their 44.9 and 40.6 ppg averages

- At 326.6 yards per game, UC Davis' passing offense is No. 3 in the NCAA; Eastern Washington is ranked No. 20 at 272.0 ypg

- UC Davis is one of the top FCS teams, with regards to its red zone offense (No. 9, .898) compared to an EWU squad ranked No. 29 (.857)
- In its Second Round game, Eastern Washington trailed Nicholls 14-3 early in the second quarter before scoring 42 unanswered to take a 42-14 lead with 3:34 left in the game

### FIRST FCS PLAYOFF GAME ENDS WITH AN AGGIE VICTORY

- For the first time since 2002, UC Davis competed in a postseason game

- This was the Aggies' inaugural FCS playoff game, and the team's first home postseason game at this level

- Trailing 6-3 with 4:16 remaining in the first quarter, UC Davis scored 20 straight points to defeat Northern Iowa, 23-16

- Junior kicker Max O'Rourke tied a single-game career high by kicking three field goals

- Redshirt freshman running back Ulonzo Gilliam scored his 14th touchdown which extended his Big Sky-era program record

- In addition to his highlight-reel catch on fourth-and-10 with less than a minute remaining in the first half, senior wide receiver Keelan Doss posted his 18th career 100-yard game by recording 137 yards on nine catches

## BIG SKY RANKINGS (TEAM)

Category	Rank/Statistic
Scoring Offense	2/40.6
Rushing Offense	10/164.0
Scoring Defense	3/26.8
Rushing Defense	4/183.0
Total Offense	3/490.6
Pass Offense	1/326.6
Total Defense	4/427.7
Pass Defense	11/244.7
Pass Efficiency	4/142.3
Interceptions	2/16
Punting	6/37.4
Kickoff Returns	6/21.0
Field Goals	7/700
Sacks By	2/32
Sacks Against	3/13
First Downs	1/295
3rd-Down Conversion Pct.	3/42.5
Opp. 3rd-Down Conversion Pct.	3/37.4
4th-Down Conversion Pct.	T-2/62.5
Opponent 4th-Down Conversion Pct.	6/53.6
Turnover Margin	3/+8
Penalty Yardage	8/59.2
Red Zone Offense (Pct.)	2/89.8
Red Zone Defense (Pct.)	3/80.4

## BIG SKY RANKINGS (INDIVIDUAL)

Category	Rank/Statistic
Total Offense	Jake Maier ..... 3/303.2
Pass Avg./Gm.	Jake Maier ..... 1/308.1
Scoring	Max O'Rourke ..... 3/7.7
	Ulonzo Gilliam ..... 8/7.2
Pass Efficiency	Jake Maier ..... 4/142.2
Scoring (TDs)	Ulonzo Gilliam ..... 2/14
Receptions/Gm.	Keelan Doss ..... 1/9.1
Rec. Yards/Gm.	Keelan Doss ..... 3/99.2
	Jared Harrell ..... 7/70.0
Scoring (Kick)	Max O'Rourke ..... 2/7.7
Punt Return Avg.	Isaiah Thomas ..... 2/4.8
Kick Return Avg.	Namane Modise ..... 2/23.3
All-Purpose Yds.	Keelan Doss ..... 8/106.1
	Ulonzo Gilliam ..... 10/99.5
Punting	Daniel Whelan ..... 8/41.5
Field Goals/Gm.	Max O'Rourke ..... 8/1.08
Field Goal Pct.	Max O'Rourke ..... 4/7.65
Tackles	Mason Moe ..... 33/6.1
	Montell Bland ..... 40/5.6
Sacks	Mason Moe ..... 1/8.5
	Anthony Baumgart ..... T-19/3.5
Tackles for Loss	Mason Moe ..... 1/17.0
Passes Def.	Vincent White ..... 1/20
	Mason Moe ..... 7/9
Fum. Forced/Gm.	Devon King ..... T-4/0.25



- Four Aggies — Devon King, Isiah Olave, Mason Moe and Quincy Bennett — each had seven tackles to pace the Aggies on the defensive end
- Sophomore Erron Duncan and senior Vincent White both had interceptions; the latter's took place late in the third quarter 10 seconds after UNI intercepted a UC Davis pass on the Aggies' 24-yard line

### **UC DAVIS RANKED NO. 6 IN FIRST FCS PLAYOFF TOURNAMENT**

- In addition to earning its inaugural FCS playoff berth, UC Davis is one of the postseason's top eight seeds, when announced by the NCAA Selection Committee on Nov. 18 during its selection show
- When announced, the Aggies earned a No. 6 seed, and a First Round bye in the process
- Football's first FCS playoff game took place at Aggie Stadium, on Dec. 1, against Northern Iowa after the Panthers defeated Lamar on its own turf on Nov. 24
- With its victory vs. UNI, UC Davis advanced to the quarterfinals and will face Eastern Washington on the road, for the second time this season
- This rematch will take place on Dec. 1

### **UC DAVIS DOMINATES BIG SKY'S LIST OF NATIONAL FINALISTS**

- Of the nine Big Sky finalists named to one of four 2018 STATS FCS watch lists, five of those individuals were Aggies
- Those individuals, and their respective regular season stats, includes:

#### *Walter Payton Award Finalists FCS Offensive Player of the Year*

##### *Keelan Doss, WR, Sr.*

- Led the Big Sky and is No. 3 in the FCS in receptions per game (9.1) and No. 3 in the league in receiving yards (1,043)
- Registered five 100-yard receiving games, including a season-high 205 vs. Sacramento State
- Scored at least one touchdown in seven games this season
- Finished third in the 2017 Walter Payton Award voting

##### *Jake Maier, QB, Jr.*

- Ranked No. 3 in the FCS and No. 1 in the Big Sky in passing yards with 3,387; passed for a career-high 478 yards vs. Sacramento State
- Posted two games of 400 or more passing yards and four games of 300 or more passing yards
- Threw the fewest amount of interceptions (6) amongst the top 12 players ranked in the FCS in

passing yards

- Ranks No. 3 in the FCS in touchdown passes with 31; has eight games with three or more touchdown passes, including a high of seven
- Threw 446 passing yards and three touchdown passes in UC Davis' 44-38 win over FBS opponent San Jose State, the program's third win vs. a FBS program

#### *Buck Buchanan Award Finalist FCS Defensive Player of the Year*

##### *Mason Moe, LB, Sr.*

- Led the Big Sky and ranked 19th in the FCS in sacks (8.5) and ranked T-19th in the FCS and tie for No. 1 in the Big Sky in tackles for loss (16.0)
- Recorded a career-high 66 tackles — 40 solo and 26 assisted
- His 16.0 TFLs have totaled 60 yards, while his 8.5 sacks have totaled 49 yards
- Recorded three interceptions for a total of 61 yards, five pass breakups, three quarterback hurries, one fumble recovery and one forced fumble
- Named STATS FCS Week 9 Defensive Player of the Week with 13 tackles, 5.0 TFL, 1 FF, 1 QBH
- Part of a defense that has held its opponents to an average of 29.3 points per game, while forcing 21 turnovers

#### *Jerry Rice Award Finalist FCS Freshman Player of the Year*

##### *Ulonzo Gilliam, RB*

- Recorded 796 rushing yards on 149 carries; also has 338 receiving yards.
- Ranked No. 8 in the Big Sky with 1,134 all-purpose yards.
- Scored 13 touchdowns — 10 rushing and 3 receiving, including a season-high of three.
- Rushed for 95 or more yards in four games
- Finished with 132 rushing yards and three touchdowns in the Aggies' win over San Jose State to earn national Player of the Week honors following his first collegiate game

#### *Eddie Robinson Award Finalists FCS Coach of the Year*

##### *Dan Hawkins, Second Season*

- Took a team that posted back-to-back 2-9 records and, with the same group of players, posted a program-record 9-2 overall and 7-1 league record, and earned first-ever national ranking (ranked as high as No. 4)
- Team's overall win total, against Division I competition, equals that of the four years preceding his arrival

- That same timespan is needed to match the collective number of league wins compared to this year's total
- Six-game win streak, nine overall and seven league wins are new D-I program records.
- Defeated an FBS school, marking program's third all-time win and first since 2005 against a team on that level
- Led UC Davis to its first Big Sky championship, first league title since 2009, and advanced to the FCS playoffs for the first time
- A national panel of over 150 sports information and media relations directors, broadcasters, writers and other dignitaries will select the winners
- Voting is based on the regular season
- All four awards plus the STATS FCS Doris Robinson Scholar-Athlete of the Year will be celebrated at the STATS FCS Awards Banquet and Presentation, scheduled for Jan. 4 in Frisco, Texas, on the eve of the national championship game

### **UC DAVIS DOMINATES BIG SKY'S HONOR ROLL AS WELL**

- Big Sky champion UC Davis earned 12 all-conference awards, a collection of honors that includes junior communication major Jake Maier's selection as Offensive Player of the Year, when league officials announced this year's recipients on Nov. 20
- This is the second straight season that an Aggie was named Offensive Player of the Year; Maier now joins senior wide Keelan Doss as the only UC Davis players in program history to receive the league's top offensive award
- Doss and Maier also earned All-Big Sky first team nods, and earned their spot on this list as unanimous selections. This is the second time Doss received first team accolades and the first for Maier
- Junior tight end Wesley Preece, senior linebacker Mason Moe and senior defensive back Vincent White earned second team recognition
- League head coaches also selected sophomore wide receiver Jared Harrell, redshirt freshman running back Ulonzo Gilliam, and senior defensive back Isiah Olave to the third team
- Earning honorable mention were sophomore running back Tehran Thomas, senior return specialist Namane Modise, and sophomore punter Daniel Whelan
- This year's all-conference awards haul is a new program record
- The Big Sky's announcement marks the third time in his career that the Big Sky bestowed all-conference honors to Doss

## 12-8 at Eastern Washington >> Roos Field >> Spokane, Wash.

- This is the second career All-Big Sky award for Maier, Preece and White
- Receiving all-league accolades for the first time in their respective careers were Gilliam, Harrell, Modise, Moe, Olave, Thomas and Whelan

### DAN HAWKINS NAMED BIG SKY COACH OF THE YEAR

- What started back in August, when UC Davis earned its third victory versus a FBS program, continued through its 100th season of football with a six-game win streak, an undefeated home record, two top-10 national rankings and a FCS playoff appearance, all historic firsts for the football program
- Add an overflowing trophy case that includes hardware from the Battle for the Golden Horseshoe, Causeway Classic, and for the first time in program history, a Big Sky Championship trophy, the decision for conference officials and head coaches was an easy one to select Dan Hawkins as Coach of the Year
- “These awards are a result of working at a great place, with great leadership that facilitates success,” said Hawkins. “We have an amazing staff and special student-athletes”
- This is the first time an Aggie was named Coach of the Year; the announcement took place less than 24 hours after UC Davis received a program-record 12 All-Big Sky awards, a collection of honors that also includes Offensive Player of the Year for the second consecutive season

### THE DEFINITION OF #UNCOMMON ENGINEERING

- UC Davis’ depth chart is unique, compared to other teams, and is used as a tool to help players compete and earn a spot on that sheet of paper
- “We play a lot of guys ... we use a lot of people. If you do something well, we will use you on the field,” said UC Davis head coach Dan Hawkins.
- Hawkins also shaped his depth chart at Boise State in a similar manner because he wants the student-athletes to compete against themselves, and each other
- “We don’t like starters, we like contributors,” added Hawkins, “and we are going to play a lot of people.”

### A SEASON NO FOOTBALL FAN WILL EVER FORGET

- UC Davis is enjoying its most successful season as a Division I program (first year as a D-I team took place in 2004)
- In its inaugural FCS playoff game, which doubled as its first-ever home FCS postseason

event, UC Davis defeated Northern Iowa, 23-16

- Football’s 2018 FCS playoff appearance is its first since the team advanced to the 2002 postseason

- The Aggies ended the regular season at 9-2 overall and 7-1 league record, the best regular season records in the program’s Division I era
- UC Davis posted its first undefeated regular season home record as a Division I program, and its first since 2002

- Twenty-eight hours took place between an announcement that forced the relocation of this year’s Causeway Classic game to Reno, Nev., and kick-off of that annual rivalry game

- For the seventh time in the last nine years, the Causeway trophy will call Davis its home

- In that same game, UC Davis clinched its first-ever Big Sky Conference championship

- The next day, football officially earned its first-ever FCS playoff berth, and inaugural national playoff seed as the sixth-ranked team in the 2018 postseason field

- Numerous Aggies are up for national awards: Keelan Doss and Jake Maier are Walter Payton Award finalists, presented to the most outstanding FCS player in the nation; Ulonzo Gilliam is the first Aggie finalist for the Jerry Rice Award Watch List, an honor bestowed to the national freshman of the year

- Mason Moe is a finalist for the Buck Buchanan Award, presented to the defensive player of the year

### 100-YARD RUSHERS

Player, Opponent, Date	Yards
Manusamoa Luuga vs. Sacramento State (11/19/16) ..	249
Gabe Manzanares at Cal Poly (11/15/14).....	230
Gabe Manzanares vs. Idaho State (9/28/13).....	208
Gabe Manzanares at Montana State (10/26/13).....	179
Gabe Manzanares at Southern Utah (10/5/13).....	175
Gabe Manzanares vs. Sacramento State (11/22/14).....	161
Manusamoa Luuga at Eastern Washington (10/1/16) ..	160
Manusamoa Luuga vs. Southern Oregon (9/10/16).....	145
Gabe Manzanares vs. Montana State (10/11/14).....	143
Gabe Manzanares vs. Cal Poly (11/2/13).....	141
<b>Ulonzo Gilliam vs. Sacramento State (11/17) .....</b>	<b>138</b>
<b>Ulonzo Gilliam at San José State (9/30) .....</b>	<b>132</b>
Gabe Manzanares vs. North Dakota (11/16/13).....	132
Tehran Thomas at Sacramento State (11/18/17).....	125
Jermale Jefferson vs. Fort Lewis (9/6/14).....	122
Gabe Manzanares at Sacramento State (11/21/13).....	122
Colton Silveria at Idaho State (10/13/12) .....	120
<b>Tehran Thomas vs. Idaho (9/22).....</b>	<b>119</b>
Manusamoa Luuga at Cal Poly (10/22/16).....	118
Manusamoa Luuga at Sacramento State (11/21/15).....	117
Gabe Manzanares at Montana (10/18/14).....	110
Gabe Manzanares at Northern Colorado (10/19/13)....	105
Marquis Nicolis at Idaho State (10/13/12).....	105
<b>Tehran Thomas at Cal Poly (10/20).....</b>	<b>101</b>

NOTES: All totals listed above from Big Sky era  
2018 totals in bold

### 300-YARD PASSERS

Player, Opponent, Date	Yards
<b>Jake Maier vs. Sacramento State (11/17) .....</b>	<b>478</b>
Jake Maier vs. Cal Poly (10/28/17) .....	459
<b>Jake Maier at San José State (8/30).....</b>	<b>446</b>
Jake Maier vs. North Dakota (9/30/17) .....	415
<b>Jake Maier vs. Idaho State (10/13) .....</b>	<b>382</b>
<b>Jake Maier at Northern Colorado (10/6) .....</b>	<b>382</b>
Ben Scott vs. Southern Oregon (9/10/16).....	381
Ben Scott vs. Montana State (10/11/14) .....	379
Jake Maier vs. San Diego (9/9/17) .....	369
Jake Maier vs. Eastern Washington (10/7/17).....	367
Jake Maier at Idaho State (11/4/17) .....	358
Jake Maier at Weber State (9/23/17).....	327
Jake Maier at Sacramento State (11/18/17).....	325
Jake Maier at Portland State (9/16/17) .....	316
C.J. Spencer at Sacramento State (11/21/15) .....	312
Jake Maier vs. Southern Utah (11/11/17) .....	311
<b>Jake Maier vs. Northern Iowa (12/1) .....</b>	<b>310</b>
Randy Wright at Northern Colorado (10/19/13) .....	310
Randy Wright at Idaho State (10/13/12) .....	309
Ben Scott at Oregon (9/3/16) .....	303
<b>Jake Maier vs. San Diego (9/8) .....</b>	<b>302</b>
Ben Scott vs. Northern Colorado (11/1/14) .....	301
C.J. Spencer vs. Cal Poly (11/14/15) .....	301

NOTES: All totals listed above from Big Sky era  
2018 totals in bold

### 100-YARD RECEIVERS

Player, Opponent, Date	Yards
Keelan Doss vs. Eastern Washington (10/7/17).....	208
Ramon Vargas vs. Southern Oregon (9/10/16) .....	208
Keelan Doss vs. Sacramento State (11/19/16).....	207
<b>Keelan Doss vs. Sacramento State (11/17) .....</b>	<b>205</b>
Keelan Doss vs. North Dakota (9/30/17) .....	199
Keelan Doss at San Diego State (9/2/17) .....	181
Keelan Doss at Sacramento State (11/18/17).....	173
<b>Keelan Doss at Northern Colorado (10/6) .....</b>	<b>161</b>
Aaron Moore vs. Cal Poly (10/28/17) .....	159
Keelan Doss vs. Cal Poly (10/28/17) .....	145
Ramon Vargas vs. Montana State (10/11/14).....	141
<b>Keelan Doss vs. Northern Iowa (12/1) .....</b>	<b>137</b>
Corey Galindo vs. Fort Lewis (9/6/14) .....	134
<b>Keelan Doss vs. Idaho State (10/13) .....</b>	<b>131</b>
Ramon Vargas at Montana (10/18/14).....	129
Chris Martin vs. South Dakota (9/12/15).....	127
Chris Martin at Hawai'i (9/19/15).....	123
Alex Cannon vs. Cal Poly (11/14/15) .....	122
Ramon Vargas vs. Northern Colorado (11/1/14) .....	122
<b>Jared Harrell vs. Sacramento State (11/17) .....</b>	<b>120</b>
Keelan Doss at Weber State (9/23/17) .....	116
Keelan Doss at Oregon (9/3/16).....	116
Chris Martin at Sacramento State (11/21/15).....	115
Corey Galindo at Eastern Washington (11/10/12) .....	113
Keelan Doss at Idaho State (11/7/17) .....	112
Taylor Sloat vs. Sacramento State (11/17/12) .....	109
<b>Keelan Doss at Stanford (9/15).....</b>	<b>106</b>
Keelan Doss at Northern Arizona (10/21/17) .....	106
Keelan Doss at Wyoming (9/17/16).....	104
<b>Keelan Doss vs. Northern Arizona (11/3).....</b>	<b>103</b>
Keelan Doss vs. San Diego (9/9/17) .....	100
Corey Galindo at Cal Poly (9/22/12).....	100

NOTES: All totals listed above from Big Sky era  
2018 totals in bold



- Dan Hawkins is a finalist for the Eddie Robinson Award, given to the FCS' Coach of the Year
- UC Davis' 46 unanswered points at Montana, on the Grizzlies' home field — known across the nation as one of the toughest environments to compete in — to record the program's first-ever win against UM
- When the FCS Playoff Committee announced its top 10 rankings on Halloween, UC Davis was slotted No. 3 behind North Dakota State and James Madison — teams collectively responsible for the last seven national championships
- Assistant Head Coach Mark Speckman was one of 12 individuals inducted to the Sacramento Section Hall of Fame
- Entering its Nov. 10 game, the Ags held a program-high No. 4 ranking in STATS FCS' poll
- After allowing Cal Poly to score the first 10 points of this year's Battle for the Golden Horseshoe, UC Davis responded by scoring 52 straight (the most points vs. CP since 2000 when it scored 62) to keep the trophy in Davis for another year
- The 52 points scored at Cal Poly is the second-highest total in series history (44 games)
- Jake Maier matched a Big Sky-era program record by throwing five TDs vs. Idaho State (10/13) and the following week at Cal Poly
- First top 10 ranking (week of Oct. 15)
- First 4-0 league start in program history
- Football's come-from-behind victory vs. Idaho State, during UC Davis' Homecoming Weekend, was a game for the ages: Trailing 23-7, UC Davis converted on fourth down twice, including the game-winning drive in OT, tied the game at 37 apiece, was successful on a pair of two-point conversions and outscored ISU, 37-14, from the final minute of the 2nd quarter on to preserve its perfect league record in a game that involved two of the league's three teams with an undefeated conference mark
- That was the team's first OT game since Oct. 10, 2009 (the Ags won that game at South Dakota)
- Won its first two league games for the first time as a Big Sky program
- UC Davis' win at Northern Colorado took place off a bye week; this is the second time the Aggies won after its off week in the program's Big Sky era
- First top 25 ranking (week of Sept. 10)
- Seven Big Sky Player of the Week awards: Mason Moe (at Montana week), Jake Maier (vs. Idaho State and vs. Sacramento State) Daniel Whelan (vs. San Diego, at Montana, vs. Sacramento State), Ulonzo Gilliam (at San José State)

- Jake Maier earned FCS National Performer of the Week for his effort at SJSU
- By scoring three TDs against the Spartans, redshirt freshman Ulonzo Gilliam became the first Aggie named STATS FCS National Freshman of the Week
- Third victory against a FBS team, thanks to a 44-38 victory at San José State
- That win also marked the first FCS result over a FBS program this season

**DON'T LEAVE YOUR SEAT UNTIL HALFTIME**

- UC Davis is averaging 40.6 points per game, the seventh-highest average in the country
- Before Dan Hawkins took the helm of the program, the Aggies only scored 40 or more points against Division I teams in five games as a Big Sky team

**A CAUSEWAY CLASSIC NOBODY WILL EVER FORGET**

- November 17, 2018, is a date every UC Davis football fan will remember for the rest of their lives, for various reasons
- That day, the 2018 Causeway Classic was relocated to Mackay Stadium in Reno, Nevada, because of poor air quality in Northern California due to the Camp Fire
- Mackay Stadium is the sixth Causeway Classic venue, earning a spot on a list that also includes Aggie Stadium, Toomey Field, Hornet Stadium, Hughes Stadium and Grant Bowl
- That was also the day UC Davis won its first Big Sky Conference championship, thanks to a 56-13 blowout victory versus its cross-Causeway rivals
- UC Davis' 56 points is the most scored in a game during the program's Big Sky era
- This is the Aggies' first conference title since 2009 when they competed in the Great West Conference, which ultimately led to the team's first playoff appearance since 2002
- UC Davis also brought the Causeway trophy back to its proper home, for the seventh time in the last nine seasons
- That afternoon, junior quarterback Jake Maier completed his first 16 passes and scored two TDs on the ground, matching his career rushing touchdown total in the process after 15:32 of game time
- Maier also threw one TD within that timespan to give the Aggies a 21-7 lead early in the second quarter
- He completed 37 of 36 passes for four TDs and 478 yards, a new single-game career high and single-game Division I record
- Responsible for four passing and two rushing TDs, Maier's TD total, and 36 points, are new

- all-time single-game records
- Keelan Doss finished with 205 receiving yards on 16 receptions
- Those 16 receptions are a new single-game career high, his 205 yards are three shy of matching another one
- Of the four 200-yard games posted by an Aggie receiver, Doss is responsible for three of those totals
- That was 17th time in Doss' career that he finished with 100 or more receiving yards
- With his effort against the Hornets, Doss finished the 2018 regular season with exactly 100 receptions, and crossed the 1,000 receiving-yard mark (1,054 for a 10.54 yards per reception average)
- Doss also caught two TDs, the second time in the last three games that he found the end zone multiple times in one game
- That was also his fifth-career multi-TD game

**NUMBERS NEVER LIE**

- UC Davis is enjoying its most successful season as a Division I program for a variety of reasons
- The team is ranked No. 17 in the nation with its 0.67 turnover margin
- The 2012 season marked the only time in the program's Big Sky era the Aggies finished with a positive turnover margin (0.10)
- From 2013-17, respective margins were 0.00, -0.45, -0.45, 0.00 -0.18
- The Aggies' #BlueForce is responsible for intercepting 16 passes, the 12th-highest total in the country
- The Aggies' red zone offense is ranked No. 9 with their .898 scoring rate
- UC Davis' offense is No. 3 in the nation by averaging 326.6 passing yards per game
- The defensive unit is ranked No. 22 in turnovers gained (23) and No 31 in sacks per game (2.67)

**GILLIAM'S FIRST YEAR IS ONE FOR THE RECORDS BOOK**

- In addition to becoming the first Aggie finalist for the Jerry Rice Award Watch List, an honor bestowed to the most outstanding freshman FCS player in the nation, redshirt freshman Ulonzo Gilliam is making a name for himself within the program's record books as well
- Gilliam's 14 touchdowns are a team-high total, the second-highest total in the league and tops last year's touchdown leader Wes Preece, who collected nine throughout his sophomore/2017 season
- Gilliam is currently ranked No. 5 with 14 career touchdowns, and is four behind Preece who is currently ranked fourth with 18



## 12-8 at Eastern Washington >> Roos Field >> Spokane, Wash.

• The Merced native holds one single-season record outright, and tied another when he found the end zone in the Aggies' Second Round playoff game vs. Northern Iowa:

### *Rushing TDs*

Current Big Sky-era ranking and stat: T-No. 1, 11  
Big Sky program record: Manusamoa Luuga, 11 (2016)

### *Touchdowns Scored*

Current Big Sky-era ranking and stat: No. 1, 14  
Big Sky program record: Current record holder

## BREAKING UP ISN'T HARD TO DO

- Vincent White currently leads all Big Sky players with 20 pass breakups, which includes two interceptions
- White's PBU total is a new Big Sky-era single-season record, topping the one he set last season
- Every PBU will add distance between he and Keelen Culberson and his second-ranked career total
- White currently has 46 career breakups vs. Culberson's 24
- White's four career interceptions match Culberson's total, a Big Sky-era record

## ENJOY THE FIREWORKS SHOW

- The Aggies scored 40 or more points in 19 games since joining the Big Sky in 2012
- Of those games, 12 took place throughout the Dan Hawkins era (seven games this season)
- If you count games against Division I opposition only, Hawkins-led teams are responsible for 11 of 16 games that UC Davis scored 40 or more points

56	vs. Sacramento St.	W	11/17
	at Idaho State	W	11/4/17
54	San Diego	W	9/8
52	Cal Poly	W	10/20
	Southern Oregon	W	9/10/16
	Fort Lewis	W	9/6/14
	at Idaho State	W	10/13/12
49	at Montana	W	10/27
	at N. Colorado	W	10/6
48	North Dakota	W	9/30/17
	Sacramento State	W	11/19/16
	at Cal Poly	W	11/15/14
47	at Sacramento St.	L	11/18/17
44	Idaho State	W	10/13
	Idaho	W	9/22
	at San José State	W	8/30
42	Northern Arizona	W	11/3
41	Montana State	L	10/6/12
	Azusa Pacific	W	8/30/12

## BETTER BUY A FEW ERASERS

• With the way UC Davis is playing this season, the program's records book is in danger of receiving numerous edits to its lists

### UC Davis - Team Single Season

#### *Passing TDs*

Current Big Sky-era ranking and stat: No. 1, 35  
Big Sky program record: Current record holder

#### *Rushing TDs*

Current Big Sky-era ranking and stat: No. 1, 25  
Big Sky program record: Current record holder

#### *Rushing Yards*

Current Big Sky-era ranking and stat: No. 1, 1,968  
Big Sky program record: Current record holder

#### *Pass Attempts*

Current Big Sky-era ranking and stat: No. 1, 545  
Big Sky program record: Current record holder

#### *Pass Completions*

Current Big Sky-era ranking and stat: No. 1, 351  
Big Sky program record: Current record holder

#### *Total Points Scored*

Current Big Sky-era ranking and stat: No. 1, 487  
Big Sky program record: Current record holder

#### *Touchdowns Scored*

Current Big Sky-era ranking and stat: No. 1, 63  
Big Sky program record: Current record holder

#### *Total Offense Yards*

Current Big Sky-era ranking and stat: No. 1, 5,887  
Big Sky program record: Current record holder

#### *All-Purpose Yards*

Current Big Sky-era ranking and stat: No. 1, 7,165  
Big Sky program record: Current record holder

#### *Interceptions*

Current Big Sky-era ranking and stat: No. 1, 16  
Big Sky program record: Current record holder

#### *Tackles for Loss*

Current Big Sky-era ranking and stat: No. 1, 86.0  
Big Sky program record: Current record holder

#### *Tackles for Loss Yards*

Current Big Sky-era ranking and stat: No. 1, 360  
Big Sky program record: Current record holder

#### *Quarterback Sacks*

Current Big Sky-era ranking and stat: No. 1, 32.0  
Big Sky program record: Current record holder

#### *Yards from Quarterback Sacks*

Current Big Sky-era ranking and stat: No. 1, 244  
Big Sky program record: Current record holder

#### *Total Tackles*

Current Big Sky-era ranking and stat: No. 1, 920  
Big Sky program record: Current record holder

#### *Unassisted Tackles*

Current Big Sky-era ranking and stat: No. 1, 547  
Big Sky program record: Current record holder

#### *Passes Defended*

Current Big Sky-era ranking and stat: No. 1, 73  
Big Sky program record: Current record holder

## Senior wide receiver Keelan Doss (career)

#### *Receptions*

Current Big Sky-era ranking and stat: No. 1, 312  
Big Sky program record: Current record holder  
All-time program record: Current record holder

#### *Receiving Yards*

Current Big Sky-era ranking and stat: No. 1, 3,926  
Big Sky program record: Current record holder  
All-time record: Current record holder

#### *Receiving Touchdowns*

Current Big Sky-era ranking and stat: No. 1, 28  
Big Sky program record: Current record holder  
All-time record: 33 by John Shoemaker (1996-99)

#### *Touchdowns Scored*

Current Big Sky-era ranking and stat: No. 1, 29  
Big Sky program record: Current record holder  
All-time record: 40 by Matt Brown (1998-2000) and Preston Jackson (1991-93)

#### *100-Yard Games*

Current Big Sky-era ranking and stat: No. 1, 18  
Big Sky program record: Current record holder  
All-time record: Current record holder

#### *All-Purpose Yards*

Current Big Sky-era ranking and stat: No. 1, 4,075  
Big Sky program record: Current record holder  
All-time record: 4,629 by G.P. Muhammad (1995-98)

## Junior quarterback Jake Maier (career)

#### *Passing Yards*

Current Big Sky-era ranking and stat: No. 1, 7,366  
Big Sky program record: Current record holder  
All-time program record: 10,745 by J.T. O'Sullivan (1998-2001)

**Most 300-yard games**

Current Big Sky-era ranking and stat: No. 1, 15  
 Big Sky program record: Current record holder  
 All-time program record: 17 by J.T. O'Sullivan

**Pass Attempts**

Current Big Sky-era ranking and stat: No. 1, 965  
 Big Sky program record: Current record holder  
 All-time program record: 1,289 by Randy Wright (2010-13)

**Pass Completions**

Current Big Sky-era ranking and stat: No. 1, 644  
 Big Sky program record: Current record holder  
 All-time program record: 755 by Randy Wright

**Touchdown Passes**

Current Big Sky-era ranking and stat: No. 1, 58  
 Big Sky program record: Current record holder  
 All-time program record: 96 by J.T. O'Sullivan

**Total Offense Yards**

Current Big Sky-era ranking and stat: No. 1, 7,286  
 Big Sky program record: Current record holder  
 All-time program record: 11,544 by J.T. O'Sullivan

**FCS PLAYOFF COMMITTEE RANKED UC DAVIS NO. 3**

- With three weeks remaining in the regular season, the FCS Committee slotted UC Davis No. 3 in its top 10 rankings
- This is the only announcement the group will make prior to Nov. 18, also known as Selection Sunday, when this year's postseason bracket is revealed on ESPNU, starting at 9:30 a.m. PT
- The 2018 championship field consists of 24 teams: 10 automatic qualifiers, a group that includes the Big Sky Conference's regular season champion, and 14 at-large qualifiers
- This is what makes the Committee's Halloween announcement an important one: The top eight seeds from this year's playoff field will automatically earn a bye during the first week of postseason competition while the other teams compete in one of eight First Round games taking place on Nov. 24
- All games in this postseason tournament are single elimination and will take place at non-predetermined campus sites until the final two teams meet on Jan. 5, at Toyota Stadium in Frisco, Texas — site of the 2019 NCAA Division I Football Championship Game
- First Round winners will advance to one of eight Second Round games (Dec. 1) and face one of those top eight seeds — teams that enjoyed a weekend off and an extra time to prep for their inaugural postseason game
- Four, two-team Quarterfinal Round games

(Dec. 7 or 8) will involve the final eight remaining teams; winners will earn a spot in the Semifinal Round (Dec. 14 or 15) and compete for one of two coveted spots in this year's national championship, broadcasted on ESPN2

**HISTORIC SEASON CONTINUES WITH JAW-DROPPING RESULT AT MONTANA**

- With its 46 straight points at Montana, UC Davis earned its first-ever win against the Grizzlies in this historic result
- UM suffered just its 32nd loss inside Washington-Grizzly Stadium since 1986
- By scoring 46 unanswered points, all in one half against one of the FCS' blue bloods, UC Davis handed UM its largest margin of defeat at home since 1985 (232 home games)
- The Aggies' 46 points are the most scored by a Montana opponent in Washington-Grizzly Stadium's history
- Those 46 points are the most scored by a Grizzly opponent in one half since 1995
- The Aggies became the first UM opponent to score 49 or more points in a non-overtime game since 1998
- UC Davis is now responsible for handing Montana its 19th-worst home loss in program history, dating back to 1897
- Montana head coach Bobby Hauck suffered his worst FCS loss, topping the previous margin by one point

**MASON MOE NAMED NATIONAL DEFENSIVE PLAYER OF THE WEEK**

- In UC Davis' blowout victory at Montana, Mason Moe (last name rhymes with boy) enjoyed a career-best performance, which is why STATS FCS named him its National Defensive Player of the Week
- This is Moe's second Player of the Week award; earlier on Oct. 29, the Big Sky named him its Defensive Player of the Week
- Against the Grizzlies, the Kanehoe, Hawai'i native recorded a game-high 13 tackles, seven solo tackles, five tackles for loss and a quarterback hurry
- Moe also forced a fumble early in the fourth quarter, which eventually turned a seven-point lead into a two-possession advantage, fueling the Aggies rout over UM in the process

**MASON MOE AND DANIEL WHELAN SHINE AT MONTANA**

- With their outstanding performances at Montana for their respective units, senior linebacker Mason Moe and sophomore punter Daniel Whelan earned Big Sky Defensive and Special Teams Player of the Week honors on

Oct. 29

- Moe finished with a game-high 13 tackles, seven solo tackles, five tackles for loss and a quarterback hurry - all career-high marks
- In addition to forcing his first fumble of the season, his 13 tackles are the most by any Aggie this year and the fourth-highest total in the program's Big Sky era
- On his six punts, Whelan amassed 259 yards for a 43.2 yards per punt average, which included a long of 52 yards
- Not only did he pin Montana inside the 20 on twice, one kick was downed on the Grizzlies' six-yard-line
- Whelan singlehandedly handcuffed Montana's Jerry Louis-McGee; he entered Saturday's game averaging 10.4 return yards per punt, and was held to season-low total of -1 yard

**DOSS IS KEEPIN' IT 100**

- By finishing with 131 receiving yards in his team's Oct. 13 Homecoming game vs. Idaho State senior wide receiver Keelan Doss set another new program record
- That game against the Bengals was the 15th 100-yard game of his career, which separated him from Charley Enos (1998-2001) and his total of 14
- Doss matched Enos' total the previous week when UC Davis visited Northern Colorado

**DOSS SETS ANOTHER NEW ALL-TIME RECORD AT MONTANA**

- In addition to scoring a TD during the Aggies' 46-point blitzkrieg, Doss finished with 78 receiving yards at Montana, which helped him pass Michael Oliva (1999-2002) for the most in program history.
- The 2017 consensus All-American, and Walter Payton Award national finalist entered the Aggies' Nov. 3 vs. Northern Arizona with 3,411 career receiving yards, and will distance himself from Oliva's total of 3,379 with every additional catch until the end of the season

**MAIER CONTINUES TO REWRITE AGGIES' RECORDS BOOK**

- In addition to becoming the second player in the program's Big Sky era to throw five touchdowns in a single game — matching a single-game benchmark — junior quarterback Jake Maier also added his name to additional categories within the program's Big Sky-era records book
- By throwing five touchdowns at Cal Poly (the second-straight 5 TD week), the La Habra, Calif. native headed back to Davis with 47 career touchdowns

## 12-8 at Eastern Washington >> Roos Field >> Spokane, Wash.

- That evening in San Luis Obispo, he also set a new benchmark for total offense when he left Alex G. Spanos Stadium with a career total of 5,763 yards
- When Maier walked off the field at Aggie Stadium on Homecoming Weekend, he did so with 482 completions — a new program high

### SAC-JOAQUIN SECTION'S HALL OF FAME NOW INCLUDES COACH SPECKMAN

- Former Merced High football coach, and current UC Davis assistant head coach Mark Speckman was one of 12 inductees honored on Oct. 21 at the Sac-Joaquin Section Hall of Fame banquet
- The induction banquet and ceremony took place on Sunday, October 21 at the Hyatt Regency in downtown Sacramento
- "It's a great honor," said Speckman. "Obviously that was a long time ago and it means I'm old. It's nice to be recognized."
- Speckman compiled a 113-48-3 career record at Livingston, Merced and Golden Valley High School
- Under Speckman, Merced HS played in five Sac-Joaquin Section Division I championship game, winning two titles
- Merced was ranked No. 1 in the state in 1990 by CalHiSports
- Speckman coached at Livingston HS from 1981-83, then coached at Gilroy HS for three years before spending 1986-1993 at Merced HS
- He moved over to Golden Valley HS when the school opened in 1994 and coached the Cougars for one season before he joined Willamette's (Salem, Oregon) football staff

### FREE FOOTBALL!

- UC Davis' 44-37 victory vs. Idaho State was the first overtime game since Oct. 10, 2009, at South Dakota
- The Aggies won that game as well, 24-23

### YOU KNOW WHAT'S COMING, AND YOU CANNOT STOP IT

- During UC Davis' Homecoming Weekend victory vs. Idaho State (10/13), junior quarterback Jake Maier threw five touchdown passes, a Big Sky-era high, to five different players
- The following week at Cal Poly (10/20), Maier threw another five TDs to fuel UC Davis' offensive outburst, which included 52 unanswered points

### DO CALL IT A COMEBACK

- With all due respect to LL Cool J, that's exactly what happened during the Aggies' Homecoming Game against the Bengals, who entered that

matchup as one of the hottest teams in the country with an undefeated league record

- Trailing 23-7 with 4:17 left in the second quarter, the Aggies outscored the Bengals, 37-14, to record a 44-37 overtime victory

### IT TOOK TWO TO MAKE THIS COMEBACK RIGHT... IT TOOK TWO TO MAKE THIS ONE GREAT NIGHT

- Highlighting UC Davis' Homecoming victory, were a pair of fourth down conversions that each led to an Aggie touchdown
- The first took place in the fourth quarter by Jake Maier on a drive that eventually pulled the Aggies within eight with five minutes remaining
- The other was the game-winning play that saw Ulonzo Gilliam score the only points in overtime on a fourth-and-goal on Idaho State's two
- Also taking place that night were a pair of successful two-point conversions
- This is the first time since the 2004 Causeway Classic that a pair of conversions took place in the same game
- In 2004, O.J. Swanigan ran one in at the 8:44 mark of the second quarter, the other took place 20 seconds before halftime when Jon Grant's pass to Matt Gravette pushed UC Davis' lead to 30-23 at the break
- On Oct. 13, Justin Kraft's first TD as an Aggie preceded his first collegiate two-point catch — all taking place in the third quarter
- Jake Maier's pass to Jarred Harrell, with 1:09 left in regulation, capped the Aggies' comeback and tied the score at 37 apiece

### MORE SUBTLE SIGNS OF THE TEAM'S #AGSCENSION

- UC Davis' 49-36 victory at Northern Colorado took place after the Aggies' bye week
- Since joining the Big Sky in 2012, the Aggies are 2-6 coming off a bye
- UC Davis' 2014 schedule featured two bye weeks
- The Aggies' other win off the bye took place in 2013 when they beat North Dakota, 34-18, at home
- This is the best start to the Aggies' Big Sky slate in program history, and the first time UC Davis won its first two league games in any season

### EFFICIENCY AT ITS FINEST

- As impressive as the Aggies have played this season, their Oct. 6 game at Northern Colorado showed how the team's offense — one of the best in the nation — can execute drives in an efficient and precise manner
- Pulled early in the fourth quarter, junior quarterback Jake Maier completed 28 of 39 passes for 382 yards and four touchdowns
- Even though junior tight end Wes Preece only

caught four of Maier's passes, he scored a career-high three touchdowns (for the second time as an Aggie) that afternoon

- Senior wide receiver Keelan Doss amassed 161 receiving yards on 11 catches
- UC Davis ended the first half with a touchdown on a drive that covered 70 yards, on 10 plays, in 70 seconds

### NEW SEASON, SAME RESULT

- For the second time in his career, junior tight end Wes Preece caught three touchdowns in a single game
- The first occasion took place last season when the Aggies hosted defending Big Sky co-champion North Dakota in their 2017 Big Sky opener
- Preece is the only Aggie in the team's Big Sky era to record three or more TDs in a game on multiple occasions

### COLBY WADMAN JOINS UC DAVIS' EXCLUSIVE LIST

- Former UC Davis punter Colby Wadman made his NFL debut on Oct. 7 as a member of the Denver Broncos
- Signed to Denver's practice squad on Sept. 26, his inaugural game as a Bronco was a busy one since it included eight punts for 329 yards
- Including his longest kick of 57 yards, the former Aggie averaged 41.1 yards per attempt and landed three of his kicks inside the 20 when his new team faced the New York Jets inside MetLife Stadium

### BUFFALO BILLS RE-SIGN SCHMIDT

- UC Davis has two punters kicking in the NFL now that the Buffalo Bills re-signed veteran Colton Schmidt
- Schmidt kicked for the Bills the last four seasons
- Last season, he posted the second-best gross punting average (44.7), net punting average (40.5) and total punts inside the 20 (28) in his career

### O'ROURKE NAMED TO FRED MITCHELL AWARD WATCH LIST

- The Fred Mitchell Award recognizes place-kickers for their excellence on the football field for the 2018 season, and for continued community service during their off-season
- Out of the 13 FCS players — and 34 overall — in the running for this honor, junior Max O'Rourke was one of four Big Sky kickers named to this award's watch list



- The junior communication major hit a career-long 45-yarder in the Aggies' home opener vs. San Diego — the sixth-longest field goal recorded in the program's Big Sky era, and one of six made out of his seven attempts this season
- Throughout UC Davis' Big Sky opener at Aggie Stadium, O'Rourke nailed all three kicks to help build a 23-point lead late in that game vs. Idaho
- In his first year at UC Davis, O'Rourke finished last year with 46 of 47 made PATs and 8 of 11 field goals
- O'Rourke led the team with 70 points, including a season-high 12 in last season's Big Sky home opener vs. North Dakota.

**A MEMORABLE TRIP TO THE FARM**

- UC Davis started its season with a 2-0 record, for the first time since 2004, and entered last Saturday's game at ninth-ranked Stanford ranked No. 23 in the FCS national poll — the program's first in-season ranking as a full-fledged Division I program
- UC Davis' play in all three facets of the game caught the attention of national voters since it climbed from No. 23 to No. 21 in STATS FCS' national poll following its loss to the ninth-ranked Cardinal
- The Aggies' defense shined last week, forced two first half turnovers and kept the team within striking distance for most of the afternoon
- Senior linebacker Mason Moe led all members of that unit, and posted career highs, by recording seven total and six solo tackles, two tackles for loss, a sack, pass breakup and quarterback hurry
- Junior linebacker Nas Anesi and senior defensive back Isaiah Thomas each collected their first career interception
- A late Stanford surge turned a 17-3 halftime advantage into the game's final score: 30-10
- Senior wide receiver Keelan Doss notched his 13th-career 100-yard game by finishing with 106 yards on 13 receptions
- In his Aggie debut, sophomore quarterback Hunter Rodrigues completed 6 of 8 passes and connected with senior quarterback/wide receiver C.J. Spencer for his first collegiate touchdown

**GOOD MORNING FOOTBALL FANS!**

- UC Davis' Sept. 15 road game at Stanford kicked-off at 11 a.m., the earliest played during its Big Sky era
- This is not the first time the Aggies kicked-off at this time, other 11 a.m. games that took place include:

11/7/15 - at Weber State  
 9/26/15 - at North Dakota  
 10/18/14 - at Montana

**ALL THREE UNITS SHINED VS. SAN DIEGO**

- UC Davis defeated San Diego in its Sept. 8 home opener by dominating all three facets of the game
- The Aggies' defense did not allow the Toreros to cross its 37-yard line in any point of the first half, and held them scoreless for the final 19:06 of the game
- Led by his game-high kick of 58 yards, including three that landed inside the 20, sophomore punter Daniel Whelan averaged 40.7 yards per punt
- Five of junior kicker Matt Blair's kickoffs ended with a touchback
- Junior kicker Max O'Rourke nailed both attempts, include a career-long kick from 45 yards with no time remaining in the first half
- UC Davis scored 34 unanswered points to turn a one-point deficit in the third quarter into the game's final score (54-21)
- The Aggies were responsible for all 20 points scored in the first half
- UC Davis' 54 points are the most scored by a San Diego opponent since Drake scored 52 during the 2000 season, and the most by a non-conference opponent since Saint Mary's finished with 52 in its 1996 game against USD

**WHELAN WAS KICKIN' IT ALL NIGHT LONG**

- San Diego's average drive start, until the final minutes of the first half, was its nine thanks to UC Davis sophomore punter Daniel Whelan
- That success earned him ROOT SPORTS Special Teams Player of the Week, as announced on Sept. 10
- This is his first career Player of the Week award
- Whelan amassed 285 yards on seven punt attempts, including three that landed inside the 20, with the longest kick traveling 58 yards
- In the first half, San Diego never crossed its 37-yard line since it was pinned deep in its own territory; one Torero drive started on the one-yard line, another started on USD's seven

**UC DAVIS EARNS FIRST TOP 25 RANKING**

- For the first time in the program's Big Sky history, UC Davis earned a top 25 ranking in STATS FCS' national poll when the outlet released its latest listing on Sept. 10
- This ranking is well deserved since the Aggies started the season 2-0 for the first time since 2004 thanks to wins collected against a FBS program and 2007 NCAA FCS postseason participant

**UC DAVIS EARNS FCS' FIRST VICTORY OF '18 OVER A FBS TEAM**

- In addition to securing the team's second victory versus San José State in the last three head-to-head games on Aug. 30, UC Davis' result in its 2018 season opener marked the third Aggie victory over a FBS-level opponent in program history
- UC Davis is responsible for the first FCS victory over a FBS program this season
- The team's first win versus a FBS program took place at Stanford during the 2005 season, the next was earned at SJSU five years later

**SEEING IS BELIEVING**

- For the first time in school history, UC Davis finished as the No. 1 offense among all Big Sky schools when the 2017 season concluded
- San José State witnessed this efficient unit firsthand throughout each team's 2018 opener since four of the Aggies' scoring drives took 90 seconds or less
- That evening in San Jose, UC Davis scored touchdowns on drives that lasted :34, :47, 1:29 and 1:30

**THE AGGIES' #AGSCENSION CONTINUES**

- UC Davis' result at SJSU marked the team's first victory in a season opener since it topped Azusa Pacific at home (41-3) in 2012
- The Aggies are now in a position to start the season with a 2-0 record for the first time since 2004 when they opened the year with a home win against South Dakota State and a road win at Weber State (team won its first five games in '04)
- If victorious on Saturday, UC Davis will hold a 2-0 record for the first time in its Big Sky era

**GILLIAM'S FIRST IMPRESSION WAS AN OUTSTANDING ONE**

- In his first game as an Aggie, redshirt freshman running back Ulonzo Gilliam ran for 132 yards, scored two touchdowns on the ground, caught another and was responsible for 18 of his team's 44 points to lift UC Davis to a 44-38 victory over San José State on Aug. 30
- The Merced native's performance that evening led to Big Sky officials bestowing ROOT SPORTS Offensive Player of the Week honors
- Gilliam's effort was the best in the nation that week, literally, since STATS FCS also selected him as its National Freshman Player of the Week
- This is the first time an Aggie earned National Player of the Week accolades from STATS



## 12-8 at Eastern Washington >> Roos Field >> Spokane, Wash.

### MAIER COLLECTS A PAIR OF AWARDS AS WELL

- UC Davis' third victory over a FBS school also led to a pair of awards for junior quarterback Jake Maier
- That night, he set two new Big Sky single-game records by completing 37 of 55 passes
- By throwing for 446 yards — the third 400-yard game of his career, which spans 12 games as an Aggie — and three touchdowns, the La Habra native received, for the week ending on Sept. 3, College Sports Madness' Big Sky Player of the Week award and FCS National Performer of the Week Honorable Mention from the College Football Performance Awards
- This is the second accolade earned from the CFPA this year; it named Maier to its Performer of the Year Watch List in late August

### AGGIES FEATURED IN PRESEASON POLLS

- Thanks to last season's success, and the talent featured on this year's roster, HERO Sports included UC Davis when it revealed its Preseason Top 25 Poll
- The outlet ranked the Aggies No. 22, its highest national preseason ranking since they joined the Big West Conference
- STATS FCS voters are keenly aware of UC Davis' #AGScension since they received votes in this national preseason poll
- Of the nine teams featured by STATS FCS in this preseason poll, the Aggies will face five throughout the upcoming season: Eastern Washington (#9), Montana (#24), Northern Arizona, Idaho and Sacramento State (RV)

### YOU ARE WITNESSING THE PROGRAM'S #AGSCENSION

- UC Davis enjoyed its most successful season as a Big Sky school in 2017, the first under head coach Dan Hawkins
- Senior wide receiver Keelan Doss became the program's first consensus All-American
- Doss also became the program's first finalist for the Walter Payton Award — the FCS' version of the Heisman Trophy awarded to the most outstanding offensive player
- Doss and junior quarterback Jake Maier collected two of the league's top individual awards when officials named them Big Sky Offensive Player of the Year and Newcomer of the Year
- UC Davis ended the 2017 season as the Big Sky's top offense for the first time in program history
- The Aggies ended the year with a combined 46 new program records during their Big Sky era, Division I era or all-time

- Football faced more ranked teams, or teams receiving votes in 2017 since joining the league
- The team's five wins against Division I opponents equaled the total from the previous three years combined
- Its five Big Sky Player of the Week awards match the total from the previous four years

### THANK YOU, FRED

- After more than 40 years on the sideline, longtime assistant head coach Fred Arp retired at the conclusion of the 2007 season
- Arp remained a vital part of the program, even though he retired from coaching, for the rest of his life
- "All I ever wanted to be was an Aggie," Arp said. "I had job offers in the past that I didn't take. This is a special place. We've finally got to being on the brink of what it always should've been. We've got the new stadium, we've got the (Marya Welch) tennis facility, we've got the ARC (Athletic and Recreation Center), we're Division I. We're just on the cusp of doing what I always envisioned this place could do."
- Arp's career spanned the streak of 37 consecutive winning seasons, then run of 20 straight conference championships, and 17 NCAA Division II postseason appearances
- He coached in four different conferences and for four head coaches, amassing a career record of 307-115-5
- In 2003, Arp's contributions on and off the field resulted in an AFLAC National Assistant Coach of the Year Award
- "I think when everybody looks back at Fred's career, it's not going to be about 'x's' and 'o's'. I don't think people are going to talk about Fred and how he made them a greater football player" said Bob Biggs. "What they're going to talk about is Fred made them a greater person. What makes him so unique is it's done so subtly. He's not a man of a lot of words. He's got great human instincts. He's got a quiet way of being able to talk to people and let people know what's the right way and wrong way of doing things"
- Added Biggs, "He's always, always had the players' best interests in mind and I think that's what everybody respects about him."
- Arp graduated from UC Davis in 1967 with a degree in physical education
- His wife, Jane, served as a team photographer for decades, while son Ben maintains a UC Davis football website

### HONORED BEFORE YOU BECAME GREAT WHEN ARP ASSIGNED #88

- Although most teams hand out awards at the conclusion of a season or career, the Aggie jersey number 88 was considered an honor won in advance
- Former assistant head coach and D-line guru Fred Arp issued it to a defensive end in anticipation of success for its bearer; listed below are the more prolific 88's in Aggie history:

**Dave Clerici (1968-71)** - Twice won all-conference and Outstanding Lineman honors

**Ric Rimmer (1972-74)** - All-conference winner and Outstanding Lineman in 1973

**Casey Merrill (1976-78)** - Hall of Famer, 1978 All-American, played eight years in NFL for Green Bay, N.Y. Giants and New Orleans

**Glenn Fricker (1981-83)** - Hall of Famer, program's all-time sacks leader

**Brian Anderson (1990-92)** - Three-time all-conference pick, CoSIDA Academic All-District selection and Outstanding Lineman in 1992

**Josh Anstey (1995-98)** - Three-year All-American (Note: two of these All-America awards were preseason nods)

**B.J. Brust (1999-2002)** - 2002 team captain, two-time Outstanding Lineman

- Pila Fatukala, a solid but injury-plagued lineman, had the jersey after Brust; Andy Rice was the last to wear No. 88
- That's five out of the six DEs on those teams from the 1970s, 1980s and 1990s
- The sixth DE was Mike Wise, whose career overlapped with Fricker by two years

### TALENTED INCOMING NLI CLASS PREPS FOR DEBUT SEASON

- UC Davis will look to build off a successful 2017 season with its incoming class of 18 NLI signees. All are incoming freshmen, unless otherwise noted

**John Aloma - So, LS:** Originally signed with Utah after graduating from Simi Valley High School in 2016. He competed at Moorpark College last season and earned junior college All-Star accolades. His snap-to-kick times are consistently clocked at 1.0 seconds; the average D-I time is 2.1.

**Lance Babb II - WR:** Babb, a three-star recruit as ranked by Scout, earned All-Area Player of the Year, All-Area first team, Almont League Offensive Player of the Year and All-League first team honors as a senior. That year, he finished with 1,393 receiving yards, 14 solo and 18 total tackles to lead Schurr High School to its first Almont League title since 2010.

**Malik Banks - OL:** Named Crestview League Offensive Lineman of the Year and competed in the 2017 Orange County All-Star Football Game as a member of the North team as a senior. With Banks shining on his team's offensive line, the Spartans won consecutive league titles in his final two years at Villa Park High School.

**Nick Eaton - LB:** The *Sacramento Bee* All-Metro 2017 selection was an All-Capital Valley Conference selection and team captain as a senior. In addition to catching 34 passes for 394 yards as a senior, he recorded 143 total tackles, including 44 solo, 16.5 sacks for a combined 107 yards lost, 57 hurries, forced or caused three fumbles throughout his three-year career at Whitney High School.

**Jordan Ford - OL:** *Sacramento Bee* All-Metro 2017 selection earned All-Capitol Valley Conference first team, CVC Lineman of the Year and MVP awards as a senior. Led Del Campo High School to the Sac-Joaquin Section semifinals last season after his team won a Capital Valley Conference championship, thanks to its undefeated 7-0 league and 12-1 overall record.

**Da'Von Frazier - DB:** The *Sacramento Bee* All-Metro 2017 selection intercepted seven passes and collected 47 tackles throughout his junior season, one that saw the Thundering Herd win a championships. Played three positions for Elk Grove HS in his final year with the program: defensive back, wide receiver and running back. Ended his senior season with all-conference honors for the second consecutive year.

**Matthew Hyman - Jr., TE:** Played two seasons at Santa Rosa Junior College; the Bear Cubs finished 9-2 and advanced to the Gridiron Classic Bowl in 2016, the program's fourth bowl game in as many seasons.

**Justin Kraft - WR:** The *Sacramento Bee* All-Metro 2017 selection collected All-Capital Valley Conference first team, All-Section and All-Metro accolades during his sophomore through senior seasons. The two-time Cal-Hi Sports All-State

Nominee and CVC Offensive Player of the Year's awards haul also includes Whitney High School Offensive Rookie of the Year, Outstanding Athlete and Offensive Playmaker.

**Jake Parks - OL:** Veteran starter was an All-Trinity League first team and All-County second team selection as a senior. Three-star talent recorded 18 sacks throughout his senior season competing in one of the toughest leagues in California.

**Cade Peacock - DL:** Earned a top-35 ranking by 247SportsComposite in its list of Washington's top 2018 players. He ended the '17 season with 59 tackles (31 solo), 11 tackles for loss, seven sacks, two hurries and fumble recoveries, which led to All-Metro Mountain Division first team honors.

**Hunter Rodrigues - So., QB:** In his first season leading American River College as its quarterback, Rodrigues posted 2,191 passing yards, threw 23 touchdowns and rushed for another 14. Rodrigues played a key role in the team's successful 2017 season, one that saw them record a 10-2 overall and perfect 5-0 conference record, win a title and finish their year as runner-ups in Northern California Football Conference championship game.

**Tyler Saikhon - DB:** Recorded 1,683 yards on 215 carries, averaged 7.8 yards per carry and 112.2 rushing yards per game last year. He ran for 100 or more yards in 10 of his team's 15 games; 25 of his 38 touchdowns were earned on the ground. Also caught 37 passes for 713 yards, 10 TDs, 3,131 all-purpose yards and 52 tackles (32 solo). Saikhon intercepted three passes, broke up another three and returned 10 punts for a total of 368 yards.

**Ari Sallus - OL:** Named Western League Offensive Lineman of the Year, All-City Offensive Lineman of the Year and Team Offensive MVP as a senior. He recorded 46 tackles, 8.5 tackles for loss and three sacks throughout his junior and senior seasons and led Palisades Charter High School to consecutive Western League titles.

**Nico Sarale - OL:** The MaxPreps All Sac-Joaquin Section First Team Offense and Modesto Bee All-District honoree as a junior and senior received nine offers, the most in Oakdale High School's history. In addition to anchoring an offensive line that produced two 1,000-yard running backs last year, Sarale helped his team finish 12-2 overall, 7-0 in league play and win a Valley Oak League

crown. Top-rated offensive lineman on the *Sacramento Bee*'s list of top returning football players before the start of the '17 season.

**Jack Shippy - DB:** Seventy-eight of 126 tackles recorded throughout his last two seasons were solo. Shippy also intercepted nine passes and forced two fumbles throughout that same timespan. Two weeks after San Clemente High School won its first Southern Section championship, a Shippy-led defense defeated Del Oro to capture a state title in 2016. He averaged 5.3 tackles per game as a junior, and increased that mark to 6.6 tackles per game as a senior.

**Robert Simkins - WR:** Led Terra Linda High School to a Marin County Athletic League title and North Coast Section playoff run throughout his three years with the program. Earned MVP, Most Valuable Offensive Player, and three all-league awards, and played three positions: quarterback, wide receiver and defensive back.

**Josiah Suani - DL:** All-Bay Area News Group, All-West Alameda County Conference-Shoreline and Defensive Player of the Year selection as a senior. Of his 79 tackles recorded throughout the 2017 season, 56 were solo and a team-high 32 were for a loss. Also led his team in sacks (14.0), sacks per game (6.5), yards lost (61) and hurries (5)... Averaged 7.9 tackles per game, forced one fumble and blocked one field goal last season.

**Chris Venable - DB:** Earned Big VIII first team honors after leading Corona Centennial to an 11-2 overall record and conference championship after posting an undefeated league record. As one of his team's defensive backs and wide receivers, Venable finished the '17 season with 12 touchdowns, five interceptions, and 86 tackles. He also played both positions throughout his junior year, and finished with 13 TDs, five interceptions and 165 tackles, which led to MVP, all-league, All-CIF and all-area first team awards.

## **SUCCESSFUL '17 SEASON LEADS TO AGGIES' SUMMERTIME AWARDS HAUL**

• Multiple Aggies earned individual preseason honors leading up to the 2018 season opener, a list of accolades that includes:

### **Senior WR Keelan Doss**

- 2018 Walter Payton Award Watch List
- Consensus preseason All-American
- CFPA Performer of the Year Watch List

## 12-8 at Eastern Washington >> Roos Field >> Spokane, Wash.

- Big Sky Preseason Offensive Player of the Year
- Big Sky Preseason All-Conference Team
- Phil Steele Preseason All-Big Sky Team

### Junior QB Jake Maier

- 2018 Walter Payton Award Watch List
- CFPA Performer of the Year Watch List
- Phil Steele Preseason All-Big Sky Third Team

### Junior TE Wesley Preece

- STATS FCS Preseason All-American
- HERO Sports All-American
- Phil Steele Preseason All-American
- Phil Steele Preseason All-Big Sky Team
- College Sports Madness All-American

### Senior DL Terrell Cloud

- Phil Steele Preseason All-Big Sky Team

### Senior DB Vincent White

- Phil Steele Preseason All-Big Sky Team

### Senior KR Namane Modise

- Phil Steele Preseason All-Big Sky Team

### Sophomore PR Isaiah Thomas

- Phil Steele Preseason All-Big Sky Team

## THERE CAN ONLY BE ONE #1, AND ORNELAS IS IT

- Director of Video Services and Technical Operations Tim Ornelas' is the reigning FCS Video Coordinator of the Year
- The 2018 season is Ornelas' sixth in his current position
- Unlike a vast majority of schools that compete at the FCS and Football Bowl Subdivision levels, Ornelas' responsibilities are not solely focused on the sport
- In addition to handling typical sport-related tasks such as organizing and editing practice film, game film, coaches film, weekly film exchanges, creating social media highlights and videos, he is responsible for executing UC Davis' video streams (and coaches film) for men's water polo, volleyball, field hockey, men's and women's soccer, gymnastics, men's and women's basketball, lacrosse and baseball
- It was he who collaborated with head men's water polo coach Daniel Leyson to create the infrastructure needed to live stream events at Schaal Aquatics Center for the first time in the facility's history
- Known by his colleagues as one of the most dedicated and hardest-working individuals in the department, Ornelas also serves as the primary contact for third-party broadcasting companies that televise UC Davis football and

men's basketball games

- The technical operations portion of his title also allows him to expand his skill set in ways his peers at the FBS and FCS levels are not afforded. Whenever there is an issue with a scoreboard or electronic display at any UC Davis athletic facility, he is the individual responsible for finding solutions
- His expertise is not limited to video and maintaining electronic equipment since he also sets everything up for play-by-play commentators and analysts when they broadcast home events

## NEW NCAA RULES FOR THE 2018 SEASON

- The NCAA is adopting a number of rules changes for the 2018 season, a list that includes:

### Redshirt designation

Student-athletes can participate in up to four regular season or playoff games without burning their redshirt for the season. The rule will preserve a year of eligibility while still allowing some wiggle room for an athlete who hasn't yet used his redshirt season.

### Fair catch on kickoffs

Any kickoff fair caught inside the 25 will be placed at the 25. The rules committee had moved kickoffs from the 30 to 35 in 2012 and have fair catches on kickoffs go to the 25 to reduce the number of returned kickoffs to try to reduce injuries.

### Blocking below the waist

Only players on the line of scrimmage within the tackle box may block low from the side. This means running backs may no longer block low if the force of the contact is from the side. Previously this was a legal block when the ball crossed the neutral zone. All blocks below the waist are illegal more than five yards down field from the line of scrimmage

### Penalties on field goals

Under the old rule if the defense committed a foul on a field goal attempt the offense could decline the penalty and accept the outcome of the play or accept the penalty with ball moved the appropriate distance. Under the new rule the kicking team can accept the penalty and have the ball moved the appropriate distance (and maybe have a first down based on the distance or the first down could be part of the penalty) OR the kicking team can take the result of the play AND accept the penalty. If the field goal is made, the kicking team can leave the points on the board and have the penalty yardage enforced on the kickoff.

## Pace of play

After touchdowns and field goals a forty second clock will start. The old rule provided for a 25 second clock starting on the referee's ready signal.

## Ten-second run-off on replay

If there is less than one minute left in a half and the officials make a ruling that stops the clock when the clock should have continued running, if the ruling is over-turned by replay there will be a 10 second run-off.

## FOOTBALL IS COACH HAWKINS' PASSPORT

- UC Davis alum ('84) Dan Hawkins is respected nationwide for his football acumen, knowledge and experiences gained around the world
- In addition to his head coaching stints at Boise State and Colorado, Coach Hawkins has coached 13 teams around the world and held positions that include:

ESPN, Sirius XM - College Football Analyst  
USA Football - Head Coach  
Montreal Alouettes - Head Coach  
Vienna Vikings - Offensive Coordinator  
Willamette University - Head Coach  
Sonoma State University - Defensive Coordinator  
College of the Siskiyous - Offensive Coordinator  
Christian Brothers High School - Head Coach

## OH CAPTAIN, MY CAPTAIN

- UC Davis' 2018 team captains, as voted on by the student-athletes, are:

Nas Anesi - Jr., LB  
Keelan Doss - Sr, WR  
Jake Maier - Jr., QB

## UC DAVIS FOOTBALL IS BACK ON KHTK

- As has been the case for more than two decades, Sports 1140 KHTK will continue to air Aggie football broadcasts through the 2020 season as the team's flagship station thanks to a new three-year agreement
- Calling all football games this season are Scott Marsh (PBP) and Doug Kelly (Analyst); their pregame show will begin 30 minutes before kickoff
- In addition to their broadcast on 1140AM, fans can listen to every UC Davis football game online through TuneIn radio on Sports 1140 KHTK's channel on the internet radio medium



**THERE IS NO PLACE LIKE HOME**

- With an official capacity of 10,849, Aggie Stadium opened in 2007 as one of the three major facilities funded by the Facilities and Campus Enhancement, for F.A.C.E., Initiative of 1999
- The UC Davis women's lacrosse team was the first to compete on its Shaw Sports (formerly Sportex) turf, defeating Saint Mary's on April 1, 2007
- The football team began competing at Aggie Stadium that fall, after more than a half century at Toomey Field
- UC Davis field hockey team also played at Aggie Stadium before moving to its own facility in 2014
- Aggie Stadium was designed by industry leader Ellerbe Beckett, built by local firm Brown Construction, features fixed seating on each of the east and west sides, with grass berm seating – now known as the UC Davis Children's Hospital Family Zone – adjacent to each end zone
- Beneath the press box resides the Bruce Edwards Club Room, a popular venue for receptions, meetings and other gatherings
- Before the start of the 2017 football season, a new video board — measuring 28x50 and 1,400 square feet, was added
- Starting in the spring of 2018, Aggie Stadium became the home of FC Davis, a semi-professional soccer club that competes in the National Premier Soccer League
- Aggie Stadium's first football game took place on Sept. 1, 2007, vs. Western Washington
- The Tavernetti Bell, also known as the "Victory Bell", greets fans entering Aggie Stadium
- The bell is named after Thomas Tavernetti (1889–1934) and is rung once for every point scored after an Aggie victory
- With the construction of Aggie Stadium, the bell followed from its previous location at the old site on Toomey Field
- In 2016, a statue of football coaching legend Jim Sochor was unveiled before that year's Causeway Classic - UC Davis' annual rivalry game vs. Sacramento State (a match-up that saw Sochor's team win 18 of 19 played)
- The bronze statue sits just outside the stadium's main gate; Sochor's likeness gazes toward the stadium's Jim Sochor Field, named in his honor when the stadium first opened in 2007
- Visit <http://bit.ly/JimSochor> to watch a video of the statue's unveiling

**SAM PANINO - FOREVER AN AGGIE**

- There is only one number UC Davis football retired, and that is #25 in honor of Sam Panino

- On September 11, 1999, the second game of his junior year, Paneno earned his first career start at running back vs. Western Oregon and responded to the call by rushing for a career-high 114 yards and a pair of touchdowns.
- On the first play of overtime, Paneno dislocated his right knee; he received treatment at a Salem, Ore. hospital, and later, at the UC Davis Medical Center
- His injury disrupted the blood flow to the lower leg and foot; Paneno underwent emergency surgery, and blood flow was restored
- However, complications arose from the initial injury and after further procedures, a team of UCDMC orthopedic surgeons deemed it necessary to amputate the lower portion of his right leg
- The amputation surgery was performed on September 20, nine days after the game at WOU
- Support for Paneno came from all parts of the country; the host of the NCAA D-II Championships in Montgomery, Ala., created a website for fans to offer prayers and words of encouragement
- Hundreds of sentiments flooded the website, including those from fellow collegiate players who only the name UC Davis from national rankings and past playoff results
- Paneno paid his first visit to his teammates the following week after the surgery
- His positive attitude despite his ordeal proved to be an inspiration for all, he felt gratitude to his family, faith and friends, but never felt self-pity
- While ESPN had arrived on campus on September 20 to report on the athlete's tragedy, CBS Sports, Sports Illustrated and even People Weekly later paid visits to UC Davis to report on his courage
- Paneno was later fitted with two different prosthetic legs - one for "everyday" use and the other allowing him to resume to such pastimes as running, surfing, even rock-climbing
- UC Davis football retired his No. 25 jersey the following year (2000)
- Miami Dolphins' lineman Trace Armstrong was so touched by seeing Paneno's story as part of the CBS halftime report on Thanksgiving Day, that he invited him to attend the Raiders-Dolphins game as a guest of the team
- In 2001, Paneno was formally honored by the NCAA when he was named co-winner of the inaugural Inspiration Award, bestowed upon a former student-athlete who has displayed "perseverance, dedication and determination" to overcome a life-altering event
- Paneno went on to earn his undergraduate degree in psychology from UC Davis in 2001 and later his juris doctorate from UC Davis School of Law in 2005

**NO LONGER A PLANET, NOW A NEW BIG SKY PARTNER**

- The Big Sky Conference is the first mid-major conference with its own 24/7 "Over The Top" channel
- OTT platforms have become a very popular way for consumers to view video, audio and other media content transmitted via the Internet, and not through traditional cable or satellite companies
- Pluto TV is the leading free "Over The Top" television service in America with more than 6 million active users per month, and growing
- Pluto TV is the leading free Internet-based TV service that is available on almost any device such as Roku, Apple TV, Android TV, Google Chromecast, Amazon Fire TV, PlayStation, Xbox, and smart TVs like Sony, Samsung, Vizio and more
- Pluto TV is also available through a free app on mobile and table devices (i.e. iOS and Android), as well as traditional PCs
- All content on Pluto TV is free, including its Video on Demand is provided by Big Sky schools and available on the following channels:

**245 - UC Davis**

- 232 - Portland State
- 233 - Sacramento State
- 234 - Eastern Washington
- 235 - Weber State
- 236 - Southern Utah
- 237 - Montana
- 238 - Montana State
- 239 - Northern Arizona
- 240 - North Dakota
- 241 - Northern Colorado
- 242 - Idaho
- 243 - Idaho State
- 244 - Cal Poly

**NOTE:** Access the respective channel of football's opponent when the Aggies are on the road

**FORMER DIVISION II FOES FACE ONE ANOTHER IN 2019**

- UC Davis and North Dakota State (winners of five consecutive national championships) have finalized an agreement to play a non-conference game inside the Fargodome on Sept. 21, 2019
- This is the first matchup since the 2007 season
- Entering the 2018 season, UC Davis is responsible for NDSU's last non-conference home loss (9/13/03)



## 12-8 at Eastern Washington >> Roos Field >> Spokane, Wash.

### MAKE YOUR TRAVEL PLANS NOW!

- In addition to hosting Lehigh in 2019, UC Davis will open the season on Aug. 31 at Cal
- Additional road games against the Golden Bears are slated for Sept. 3, 2022 and Aug. 31, 2024
- The 2020 season includes the Aggies' Aug. 29 season opener at Nevada

### FROM THE PAST TO THE PRESENT

- The 2018 season is the Aggies' 100th overall
- Due to World War II, UC Davis did not compete in 1943, 1944 and 1945; World War I prevented the Aggies from competing in 1918
- Winning records were posted for 37 consecutive seasons, from 1970 through 2006
- During part of that timespan, the Ags won 20 straight conference titles (1971-1990)
- This is UC Davis' seventh year in the Big Sky
- UC Davis' inaugural Big Sky season took place in 2012
- Prior to joining the Big Sky Conference in 2012, UC Davis' previous conference affiliations include:

#### Great West Conference

2004-11

#### Division II Independent

1994-2003

#### American West Conference

1993

#### Northern California Athletic Conference

1982-92

#### Far Western Conference

1925-81

### WHAT'S AN AGGIE?

- Aggie is a term for students of an (historically) agricultural school. Since schools like UC Davis & Texas A&M have agricultural roots, all students at schools such as these are "Aggies"
- The official UC Davis mascot is a mustang named Gunrock, hence the horse image
- The name dates to 1921 when the U.S. Army brought a horse named Gun Rock to UC Davis to supply high-quality stock for cavalry horses. The mustang mascot was selected to honor that cavalry horse



## MISCELLANEOUS STATS

## GAME-BY-GAME STARTERS

Opponent	RT	RG	C	LG	LT	WR	TE	QB	RB	WR	WR
at San José State	Richardson	Hufford	Martin	Parks	Lamson	Doss	Preece	Maier	Gilliam	Vaughn	Harrell
<b>San Diego</b>	<b>Richardson</b>	<b>Pettek</b>	<b>Parks</b>	<b>Hufford</b>	<b>Lamson</b>	<b>Doss</b>	<b>Preece</b>	<b>Maier</b>	<b>Gilliam</b>	<b>Vaughn</b>	<b>Harrell</b>
at Stanford	Richardson	Parks	Pettek	Hufford	Lamson	Doss	Preece	Maier	Gilliam	Vaughn	Harrell
<b>Idaho*</b>	<b>Richardson</b>	<b>Pettek</b>	<b>Parks</b>	<b>Hufford</b>	<b>Lamson</b>	<b>Doss</b>	<b>Preece</b>	<b>Maier</b>	<b>Gilliam</b>	<b>Vaughn</b>	<b>Harrell</b>
at Northern Colorado*	Richardson	Pettek	Parks	Hufford	Lamson	Doss	Preece	Maier	Gilliam	Vaughn	Harrell
<b>Idaho State*</b>	<b>Richardson</b>	<b>Pettek</b>	<b>Parks</b>	<b>Hufford</b>	<b>Gallant</b>	<b>Doss</b>	<b>Preece</b>	<b>Maier</b>	<b>Gilliam</b>	<b>Vaughn</b>	<b>Harrell</b>
at Cal Poly*	Richardson	Pettek	Parks	Hufford	Lamson	Doss	Preece	Maier	Gilliam	Vaughn	Harrell
at Montana*	Richardson	Pettek	Parks	Hufford	Lamson	Doss	Preece	Maier	Gilliam	Vaughn	Harrell
<b>Northern Arizona*</b>	<b>Richardson</b>	<b>Pettek</b>	<b>Parks</b>	<b>Hufford</b>	<b>Lamson</b>	<b>Doss</b>	<b>Preece</b>	<b>Maier</b>	<b>Gilliam</b>	<b>Vaughn</b>	<b>Harrell</b>
at Eastern Washington*	Richardson	Pettek	Parks	Hufford	Lamson	Doss	Preece	Maier	Gilliam	Vaughn	Harrell
<b>Sacramento State*</b>	<b>Richardson</b>	<b>Parks</b>	<b>Pettek</b>	<b>Hufford</b>	<b>Lamson</b>	<b>Doss</b>	<b>Preece</b>	<b>Maier</b>	<b>Gilliam</b>	<b>Vaughn</b>	<b>Harrell</b>
<b>Northern Iowa^</b>	<b>Richardson</b>	<b>Parks</b>	<b>Pettek</b>	<b>Hufford</b>	<b>Lamson</b>	<b>Doss</b>	<b>Preece</b>	<b>Maier</b>	<b>Gilliam</b>	<b>Livingston</b>	<b>Harrell</b>

Opponent	LE	NT	RE	LB	LB	LB	LB	CB	CB	S	S
at San José State	Ocansey	Franklin	Flowers	Baumgart	Moe	Jamison	Anesi	J. White	V. White	Olave	Duncan
<b>San Diego</b>	<b>Ocansey</b>	<b>Franklin</b>	<b>Jamison</b>	<b>Baumgart</b>	<b>Parenteau</b>	<b>Flowers</b>	<b>Anesi</b>	<b>J. White</b>	<b>V. White</b>	<b>Olave</b>	<b>Duncan</b>
at Stanford	Ocansey	Franklin	Jamison	Baumgart	Parenteau	Bland	Anesi	King	V. White	Olave	Duncan
<b>Idaho*</b>	<b>Ocansey</b>	<b>Franklin</b>	<b>Jamison</b>	<b>Baumgart</b>	<b>Parenteau</b>	<b>Flowers</b>	<b>Anesi</b>	<b>King</b>	<b>V. White</b>	<b>Olave</b>	<b>Duncan</b>
at Northern Colorado*	Ocansey	Franklin	Jamison	Baumgart	Moe	Flowers	Anesi	King	V. White	Olave	Duncan
<b>Idaho State*</b>	<b>Ocansey</b>	<b>Franklin</b>	<b>Jamison</b>	<b>Baumgart</b>	<b>Moe</b>	<b>Flowers</b>	<b>Anesi</b>	<b>King</b>	<b>V. White</b>	<b>Olave</b>	<b>Duncan</b>
at Cal Poly*	Rodgers	Franklin	Suani	Baumgart	Moe	Flowers	Anesi	King	V. White	Olave	Duncan
at Montana*	Ocansey	Cloud	Franklin	Baumgart	Moe	Flowers	Anesi	King	V. White	Olave	Duncan
<b>Northern Arizona*</b>	<b>Ocansey</b>	<b>Cloud</b>	<b>Franklin</b>	<b>Baumgart</b>	<b>Moe</b>	<b>Flowers</b>	<b>Bennett</b>	<b>King</b>	<b>V. White</b>	<b>Olave</b>	<b>Duncan</b>
at Eastern Washington*	Ocansey	Franklin	Jamison	Baumgart	Moe	Flowers	Bland	King	V. White	Olave	Duncan
<b>Sacramento State*</b>	<b>Ocansey</b>	<b>Franklin</b>	<b>Rodgers</b>	<b>Baumgart</b>	<b>Moe</b>	<b>Flowers</b>	<b>Bland</b>	<b>King</b>	<b>V. White</b>	<b>Olave</b>	<b>Duncan</b>
<b>Northern Iowa^</b>	<b>Ocansey</b>	<b>Franklin</b>	<b>Cloud</b>	<b>Baumgart</b>	<b>Moe</b>	<b>Bland</b>	<b>Anesi</b>	<b>King</b>	<b>V. White</b>	<b>Olave</b>	<b>Duncan</b>

\* - Big Sky Game ^ - FCS Playoffs - Second Round

## RECORD BREAKDOWN

Home.....	5-0
Road .....	4-2
Neutral.....	1-0
Big Sky.....	7-1
Non-Conference .....	2-1
Non-Conference Home Games .....	1-0
Non-Conference Road Games .....	1-1
Big Sky Home .....	3-0
Big Sky Road .....	3-1
Big Sky Neutral.....	1-0
On Grass.....	2-1
On Turf.....	8-1
In August .....	1-0
In September .....	2-1
In October.....	4-0
In November .....	2-1
In December .....	1-0
Afternoon Games .....	8-2
Night Games (6 p.m. or later) .....	2-0
Scores First.....	7-2
Opponent Scores First.....	3-0
Led at Halftime .....	9-1
Tied at Halftime .....	0-0
Trailed at Halftime .....	1-1

Led After Three Quarters.....	8-0
Tied After Three Quarters.....	0-0
Trailed After Three Quarters.....	2-2
In Overtime .....	1-0
Scored 40+ Points .....	8-0
Scored 30-39 .....	0-0
Scored 20-29.....	2-1
Scored 0-19 .....	0-1
Opponent Scored 40+ Points .....	0-1
Opponent Scored 30-39 .....	3-1
Opponent Scored 20-29 .....	4-0
Opponent Scored 0-19 .....	3-0
Outrushed Opponent.....	7-0
Opponent Outrushed UC Davis .....	3-2
Outpassed Opponent .....	10-0
Opponent Outpassed UC Davis.....	0-2
Completed 60 pct. of Passes .....	9-1
Opp. Completed 60 pct. of Passes.....	1-0
Compiled More Total Yards .....	10-1
Yards Were Equal.....	0-0
Opp. Compiled More Total Yards.....	0-1

Led Time of Possession .....	2-1
Trailed Time of Possession .....	8-1
Time of Possession is Tied .....	0-0
Scored Def./Special Teams TD.....	2-1
Allowed Def./Special Teams TD .....	0-1
Committed Fewer Penalties .....	5-1
Penalties are Equal.....	1-0
Committed More Penalties.....	4-1
Committed Fewer Turnovers.....	6-0
Turnovers are Equal.....	3-1
Committed More Turnovers.....	1-1
Won the Coin Toss .....	6-0
Lost the Coin Toss .....	4-2
Wearing White Jersey/White Pants.....	2-0
Wearing White Jersey/Blue Pants.....	1-0
Wearing White Jersey/Grey Pants .....	1-0
Wearing Blue Jersey/Gold Pants .....	2-1
Wearing Blue Jersey/Blue Pants.....	1-0
Wearing Blue Jersey/White Pants .....	1-0
Wearing Grey Jersey/Grey Pants.....	1-1
Wearing Grey Jersey/White Pants .....	1-0
Wearing White Helmets.....	5-0
Wearing Gold Helmets.....	5-2

## LAST TIME IT HAPPENED

## INDIVIDUAL RUSHING

30+ Rushing Attempts.....	38 by Manusamoa Luuga vs. Sacramento State, 11/19/16
<b>100-199 Rushing Yards .....</b>	<b>138 by Ulonzo Gilliam, vs. Sacramento State, 11/17</b>
200-299 Rushing Yards.....	249 by Manusamoa Luuga vs. Sacramento State, 11/19/16
300+ Rushing Yards .....	305 by Mike Ichiyama at San Francisco State, 1994
75-Yard Run (no TD) .....	84 by Preston Jackson vs. Humboldt, 10/24/92
75-Yard TD Run .....	90 by Manusamoa Luuga vs. Southern Oregon, 9/10/16
50-Yard Run (no TD).....	53, by Gabe Manzanares at Cal Poly, 11/15/14
<b>50-Yard TD Run.....</b>	<b>69, by Tehran Thomas at Eastern Washington, 11/10</b>
3 Rushing Touchdowns .....	Justin Williams at Sacramento State, 11/18/17
4+ Rushing Touchdowns.....	5, by Matt Brown at Cal Poly, 10/21/00
2 Players Rush for 100 Yards.....	120 by Colton Silveria & 105 by Marquis Nicolis at Idaho State, 10/13/12

## INDIVIDUAL PASSING

<b>40-49 Completions.....</b>	<b>40 by Jake Maier vs. Idaho State, 10/13</b>
50+ Completions .....	54 by Jake Maier vs. Eastern Washington, 10/7/17
<b>3 Touchdown Passes .....</b>	<b>Jake Maier (7x), last vs. Northern Arizona, 11/3</b>
<b>4 Touchdown Passes .....</b>	<b>Jake Maier (4x), last vs. Sacramento State, 11/17</b>
<b>5+ Touchdown Passes .....</b>	<b>5 (2x) by Jake Maier, last at Cal Poly, 10/20</b>
TD Pass By Non-QB .....	29 yards by Gabe Manzanares to Mark Martindale at Northern Arizona, 11/8/14
100 Yards Rushing & Passing.....	Khari Jones (102 & 328) at Sonoma State, 10/16/93
<b>300-399 Yards Passing.....</b>	<b>382 by Jake Maier vs. Idaho State, 10/13</b>
<b>400+ Yards Passing .....</b>	<b>478 by Jake Maier vs. Sacramento State, 11/17</b>

## INDIVIDUAL RECEIVING

<b>10 Receptions.....</b>	<b>16 by Keelan Doss vs. Sacramento State, 11/17</b>
<b>Two Players w/ 10 rec. ....</b>	<b>Keelan Doss (19) &amp; Jared Harrell (10) at Montana, 10/27</b>
<b>3 Touchdown Receptions.....</b>	<b>Wes Preece (2x), last at Northern Colorado, 10/6</b>
<b>200 Yards Receiving.....</b>	<b>205 by Keelan Doss vs. Sacramento State, 11/17</b>
<b>100 Yards Receiving .....</b>	<b>137 by Keelan Doss vs. Northern Iowa, 12/1</b>
Two Players With 100 Yards Receiving .....	205 by Keelan Doss and 120 by Jared Harrell vs. Sacramento State, 11/17
50-Yard Touchdown Reception.....	50 yards by Aaron Moore vs. Cal Poly, 10/28/17
<b>50-Yard Non-Scoring Reception .....</b>	<b>64 yards by Khris Vaughn vs. San Diego, 9/8</b>
75-Yard Touchdown Reception .....	75 yds by Keelan Doss (from Jake Maier) vs. San Diego, 9/9/17
75-Yard Non-Scoring Reception.....	79 yds by Marcus Nolan (from Jon Grant) at South Dakota State, 10/28/06

## SPECIAL TEAMS/DEFENSE

Kickoff Return for Touchdown .....	100 by Namane Modise at Northern Arizona, 10/21/17
Punt Returned for Touchdown .....	68 yds by Jesse Oliva vs. Sacramento State, 9/25/04
<b>Interception Return for Touchdown .....</b>	<b>48 yds by Vincent White vs. San Diego, 9/8</b>
<b>Fumble Return for Touchdown.....</b>	<b>34 yards by Roland Ocansey at Cal Poly, 10/20</b>
2 Interceptions Returned for Touchdown.....	Carnell Green (46) & Justin Patterson (66) at W. Oregon, 9/28/02
<b>2 Interceptions .....</b>	<b>Devon King, at Montana 10/27</b>
<b>50-Yard Field Goal .....</b>	<b>51, by Matt Blair at Eastern Washington, 11/10</b>
<b>3 Field Goals.....</b>	<b>Max O'Rourke (31, 29, 35) vs. Idaho, 9/22</b>
4 Field Goals .....	Brady Stuart (18, 29, 35, 32) vs. North Dakota, 11/16/13
Blocked Punt .....	Ryan Parenteau at Portland State, 9/16/17
Two Blocked Punts .....	Ryan Parenteau at Portland State, 9/16/17
Blocked Punt for Touchdown .....	9 yds: Blocked by Ryan Parenteau, returned by Darryl Graham at Portland State, 9/16/17
Field Goal Blocked .....	Gabe Martinez vs. Portland State, 11/05/16
Blocked FG for Touchdown .....	54 yds: Blocked by John Faletese, returned by Joshua Edwards vs. Southern Utah, 10/15/05
Two-Point Conversion by Rush .....	Colton Silveria vs. Sacramento State, 11/17/12
<b>Two-Point Conversion by Pass.....</b>	<b>Jake Maier to Ulonzo Gilliam at Montana, 10/27</b>
<b>Two Two-Point Conversions.....</b>	<b>Jake Maier to Justin Kraft (2nd quarter) and Jared Harrell (4th) vs. Idaho State, 10/13</b>
<b>Extra Point Blocked .....</b>	<b>Gabe Martinez vs. Northern Arizona, 11/3</b>

**SPECIAL TEAMS/DEFENSE (cont.)**

Punt Blocked for Safety ..... Jeff Allen vs. Cal State Hayward, 10/16/77

**Scored a safety**..... **at San José State (quarterback fumbled, then threw ball past end line), 8/30**

**TEAM TOTALS**

**Team Gained 200-299 Yards Rushing** ..... **213 (2x), last vs. Sacramento State, 11/17**

Team Gained 300+ Yards Rushing ..... 334 at Sacramento State, 11/18/17

**Team Failed to Gain 100 Yards Rushing** ..... **50 at Stanford, 9/15**

**Team Gained 300+ Yards Passing** ..... **310 vs. Northern Iowa, 12/1**

**Team Failed to Gain 100 Yards Passing** ..... **96 vs. San Diego, 9/8**

**Team Gained 500-599 Yards Total Offense** ..... **519 at Montana, 10/27**

**Team Gained 600+ Yards Total Offense** ..... **691 vs. Sacramento State, 11/17**

Team Failed to Gain 200 Yards Total Offense ..... 115, at Stanford, 8/30/14

Held Team Under 100 Yards In Total Offense ..... 97 (7 rush, 90 pass) vs. W. Oregon, 10/11/03

Held Team Under 200 Yards in Total Offense ..... 191 (66 rush, 125 pass) vs. No. Arizona, 9/14/13

Held Team Under 100 Yards Rushing ..... 77 at Southern Utah, 10/08/16

Fake Punt ..... by Colby Wadman vs. North Dakota, 11/16/13

Fake Field Goal ..... 15-yard gain by Nolan de Graaff at Sac State, 10/4/03

Scored 30-39 Points ..... 31 vs. Cal Poly, 10/28/17

**Scored 40-49 Points** ..... **42 vs. Northern Arizona, 11/3**

**Scored At Least 50 Points** ..... **56 vs. Sacramento State, 11/17**

Won By Shutout ..... 45-0 at Montana State, 9/16/06

Won on Last-Minute Field Goal ..... 32 yds by Mark Rovetti with 0:08 left vs. San Francisco State, 10/27/90

Won on Last-Minute Touchdown ..... 5-yd pass from Randy Wright to Sean Creadick with 0:35 left at Cal Poly, 11/13/10

**Played an Overtime Game** ..... **44-37 win vs. Idaho State, 10/13**

Played a Double-OT Game ..... Win at Sacramento State, 36-28, 9/20/97

Played a Triple-OT Game ..... Win at Sacramento State, 36-28, 9/20/97

Played a Tied Game ..... vs. Humboldt State, 31-31, 9/16/95

**BY OPPONENTS**

**Team Gained 500 Yards Total Offense** ..... **669 yds at Eastern Washington, 11/10**

Kickoff Returned for Touchdown ..... 98 yds by Jamal Miles at Arizona State, 9/1/11

Punt Returned for Touchdown ..... 84 yds by Xequille Harry at Weber State, 9/23/17

**Interception Returned for Touchdown**..... **Nzuzi Webster at Eastern Washington (45 yds), 11/10**

Two Interceptions Returned for Touchdowns..... Lucky Dozier (78) and Marcus Alford (47) at Northern Arizona, 9/14/13

Fumble Returned for Touchdown ..... 22 yds by Manny Scott-Anderson vs. Sacramento State, 11/19/16

Blocked Punt Returned for Touchdown..... by Tyler Meteer (43), at Sacramento State, 11/21/15

Punt Blocked ..... Adkin Aguirre at Idaho State, 11/4/17

Field Goal Blocked ..... Dylan Ledbetter at Eastern Washington, 10/7/17

**Scored a Safety** ..... **Jamond Dubose at Northern Colorado, 10/6**

Shutout Recorded..... 45-0 at Stanford, 8/30/14

**2018 Events in Bold**



## LONG PLAYS

## 25-YARD PLUS PLAYS

Yds	Type	Player(s)	Opponent
77*	Pass	HARRELL, Jared from MAIER, Jake	Sacramento State
69*	Rush	THOMAS, Tehran	Eastern Washington
64	Pass	VAUGHN, Khris from MAIER, Jake	San Diego
56	Pass	PREECE, Wesley from CRAWFORD, C.	Montana
56*	Rush	THOMAS, Tehran	Montana
49	Pass	HARRELL, Jared from MAIER, Jake	Northern Colorado
49*	Pass	HARRELL, Jared from MAIER, Jake	San Jose State
48*	INT	WHITE, Vincent	San Diego
48	Rush	THOMAS, Tehran	Idaho
46*	Rush	GILLIAM, Ulonzo	Eastern Washington
45*	Pass	KRAFT, Justin from MAIER, Jake	Idaho State
45	Pass	HARRELL, Jared from MAIER, Jake	UNI
44	Rush	THOMAS, Tehran	Cal Poly
43*	Rush	MODISE, Namane	Northern Arizona
43	Pass	CRAWFORD, C. from MAIER, Jake	San Jose State
43	Pass	DOSS, Keelan from MAIER, Jake	Sacramento State
43	KR	MODISE, Namane	Idaho State
41	Pass	HARRELL, Jared from MAIER, Jake	Cal Poly
39*	Pass	THOMAS, Tehran from MAIER, Jake	Northern Arizona
38	Pass	HYMAN, Matthew from JOHNSON, Brock	San Diego
38	KR	MODISE, Namane	San Diego
37	INT	MOE, Mason	Northern Arizona
37	KR	MODISE, Namane	Eastern Washington
37	FGR	THOMAS, Isaiah	San Jose State
35	Pass	DOSS, Keelan from MAIER, Jake	Northern Colorado
34	PR	THOMAS, Isaiah	Idaho State
34*	Pass	HARRELL, Jared from MAIER, Jake	San Diego
34	Rush	GILLIAM, Ulonzo	Sacramento State
34*	FR	OANSEY, Roland	Cal Poly
34*	Pass	GILLIAM, Ulonzo from MAIER, Jake	Idaho
33	Pass	PREECE, Wesley from MAIER, Jake	San Jose State
33	Rush	MODISE, Namane	Stanford
32	Pass	DOSS, Keelan+GILLIAM, Ulonzo from MAIER, Jake	San Diego
31	Pass	DOSS, Keelan from MAIER, Jake	UNI
31	Pass	DOSS, Keelan from MAIER, Jake	UNI
30	KR	MODISE, Namane	Northern Colorado
30	Rush	GILLIAM, Ulonzo	Cal Poly
28	Pass	THOMAS, Tehran from MAIER, Jake	Northern Colorado
28	Rush	THOMAS, Tehran	Cal Poly
28	KR	MODISE, Namane	Cal Poly
27	KR	MODISE, Namane	Northern Arizona
27	KR	MODISE, Namane	Northern Arizona
27	KR	MODISE, Namane	Eastern Washington
27	Pass	HARRELL, Jared from MAIER, Jake	Idaho
27	Pass	CRAWFORD, C. from MAIER, Jake	Montana
27	Pass	VAUGHN, Khris from MAIER, Jake	San Jose State
26*	Rush	THOMAS, Tehran	San Diego
26	KR	MODISE, Namane	Northern Colorado
26*	Pass	SPENCER, C.J. from RODRIGUES, H.	Stanford
26	KR	MODISE, Namane	Eastern Washington
26	Pass	DOSS, Keelan from MAIER, Jake	Eastern Washington
25	Rush	HICKS, Ethan	Sacramento State
25	Pass	PREECE, Wesley from MAIER, Jake	Stanford
25*	Pass	DOSS, Keelan from MAIER, Jake	Northern Colorado
25	KR	MODISE, Namane	Eastern Washington
25*	Pass	DOSS, Keelan from MAIER, Jake	Northern Arizona
25	Pass	HARRELL, Jared from MAIER, Jake	Montana

\* touchdown scored on play

## LONG PLAYS BY THE NUMBERS

Long Plays By Yards	No.	TD
100+	0	0
90-99	0	0
80-89	0	0
70-79	1	1
60-69	2	1
50-59	2	1
40-49	13	5
30-39	19	4
20-29	74	6

Long Plays By Type	No.	TD
Rushing	22	5
Passing	51	11
Punt returns	2	0
Kick returns	29	0
Interceptions	5	1
Fumble returns	1	1
Other	1	0
TOTAL	111	18

## 25-YARD PLUS BY PLAYER

Player	No.	TD	R	P	KR	PR	IR	FR
MODISE, Namane	28	1	3	0	25	0	0	0
DOSS, Keelan	17	3	0	17	0	0	0	0
GILLIAM, Ulonzo	13	2	11	2	0	0	0	0
HARRELL, Jared	10	3	0	10	0	0	0	0
THOMAS, Tehran	8	4	6	2	0	0	0	0
PREECE, Wesley	5	1	0	5	0	0	0	0
VAUGHN, Khris	4	0	0	4	0	0	0	0
MARTINEZ, Ryan	4	0	0	0	4	0	0	0
KRAFT, Justin	3	1	0	3	0	0	0	0
THOMAS, Isaiah	3	0	0	0	0	2	0	1
CRAWFORD, C.	3	0	1	2	0	0	0	0
WHITE, Vincent	2	1	0	0	0	0	2	0
LIVINGSTON, D.	2	0	0	2	0	0	0	0
MOE, Mason	2	0	0	0	0	0	0	0
HYMAN, Matthew	2	0	0	2	0	0	0	0
SPENCER, C.J.	1	1	0	1	0	0	0	0
OANSEY, Roland	1	1	0	0	0	0	0	1
DOSS, Keelan+GILLIAM,	1	0	0	1	0	0	0	0
HICKS, Ethan	1	0	1	0	0	0	0	0
KING, Devon	1	0	0	0	0	0	1	0
TOTAL	111	18	22	51	29	2	5	2

## LONGEST PLAYS OF THE YEAR

## Rushing

69 THOMAS, Tehran vs Eastern Washington (11/10/2018)

## Rushing Touchdown

69 THOMAS, Tehran vs Eastern Washington (11/10/2018)

## Passing

77 HARRELL, Jared from MAIER, Jake  
vs Sacramento State (11/17/2018)

## Passing Touchdown

77 HARRELL, Jared from MAIER, Jake  
vs Sacramento State (11/17/2018)

## Punt Return

34 THOMAS, Isaiah vs Idaho State (10/13/2018)

## Kick Return

43 MODISE, Namane vs Idaho State (10/13/2018)

## Interception Return

48 WHITE, Vincent vs San Diego (9/8/2018)

## Fumble Return

34 OANSEY, Roland vs Cal Poly (10/20/2018)

## Field Goal Return

37 THOMAS, Isaiah vs San Jose State (8/30/2018)

## Punt

58 WHELAN, Daniel vs San Diego (9/8/2018)

58 WHELAN, Daniel vs Sacramento State (11/17/2018)

## Field Goal

51 BLAIR, Matt vs Eastern Washington (11/10/2018)



**“MONEY” PLAYS - RESULTING IN A FIRST DOWN OR TOUCHDOWN**

Money plays are defined as plays resulting in first down or a touchdown

<b>MONEY RUSHERS</b>	<b>1st</b>	<b>TD</b>	<b>No.</b>	<b>Att</b>
GILLIAM, Ulonzo	41	11	48	160
THOMAS, Tehran	26	6	29	98
MODISE, Namane	16	2	17	50
MAIER, Jake	3	3	6	19
CRAWFORD, C.	2	1	3	15
DOSS, Keelan	3	0	3	10
HICKS, Ethan	1	1	2	4
SPENCER, C.J.	0	1	1	3
RODRIGUES, H.	1	0	1	2
HARRELL, Jared	1	0	1	7
<b>TOTALS</b>	<b>94</b>	<b>25</b>	<b>111</b>	<b>397</b>

<b>MONEY RECEPTIONS</b>	<b>1st</b>	<b>TD</b>	<b>No.</b>	<b>Rec</b>
DOSS, Keelan	58	9	61	108
HARRELL, Jared	36	5	36	59
PREECE, Wesley	14	9	21	26
GILLIAM, Ulonzo	12	3	13	50
KRAFT, Justin	12	2	12	26
CRAWFORD, C.	10	1	11	23
VAUGHN, Khris	9	0	9	12
THOMAS, Tehran	6	2	7	13
LIVINGSTON, D.	5	1	6	10
HYMAN, Matthew	3	0	3	6
SPENCER, C.J.	2	1	2	2
MODISE, Namane	1	1	2	4
MARTINEZ, Gabe	2	1	2	3
JBEILY, Elias	1	0	1	4
DOSS, Keelan+GILLIAM, Ulonz	1	0	1	1
SKEPTARIS, C.	1	0	1	1
NIXON, Luka	1	0	1	1
<b>TOTALS</b>	<b>174</b>	<b>35</b>	<b>189</b>	<b>351</b>

<b>1ST DOWN MONEY RUSHERS</b>	<b>1st</b>	<b>TD</b>	<b>No.</b>	<b>Att</b>
GILLIAM, Ulonzo	10	3	13	78
THOMAS, Tehran	8	2	9	42
MAIER, Jake	1	2	3	9
MODISE, Namane	3	0	3	21
CRAWFORD, C.	1	1	2	10
HARRELL, Jared	1	0	1	7
DOSS, Keelan	1	0	1	7
SPENCER, C.J.	0	1	1	2
<b>TOTALS</b>	<b>25</b>	<b>9</b>	<b>33</b>	<b>191</b>

<b>1ST DOWN MONEY RECEPTIONS</b>	<b>1st</b>	<b>TD</b>	<b>No.</b>	<b>Rec</b>
DOSS, Keelan	17	5	19	41
HARRELL, Jared	15	5	15	24
PREECE, Wesley	7	4	10	11
KRAFT, Justin	5	1	5	14
CRAWFORD, C.	4	1	5	11
GILLIAM, Ulonzo	4	1	4	24
THOMAS, Tehran	2	1	3	4
VAUGHN, Khris	1	0	1	4
SKEPTARIS, C.	1	0	1	1
SPENCER, C.J.	1	1	1	1
DOSS, Keelan+GILLIAM, Ulonz	1	0	1	1
<b>TOTALS</b>	<b>58</b>	<b>19</b>	<b>65</b>	<b>143</b>

<b>2ND DOWN MONEY RUSHERS</b>	<b>1st</b>	<b>TD</b>	<b>No.</b>	<b>Att</b>
GILLIAM, Ulonzo	19	5	22	56
THOMAS, Tehran	7	2	8	37
MODISE, Namane	5	1	6	19
RODRIGUES, H.	1	0	1	1
CRAWFORD, C.	1	0	1	4
DOSS, Keelan	1	0	1	2
<b>TOTALS</b>	<b>34</b>	<b>8</b>	<b>39</b>	<b>133</b>

<b>2ND DOWN MONEY RECEPTIONS</b>	<b>1st</b>	<b>TD</b>	<b>No.</b>	<b>Rec</b>
DOSS, Keelan	24	4	25	46
HARRELL, Jared	12	0	12	22
LIVINGSTON, D.	5	1	6	7
GILLIAM, Ulonzo	5	1	6	14
PREECE, Wesley	3	3	5	8
VAUGHN, Khris	4	0	4	4
KRAFT, Justin	3	1	3	8
HYMAN, Matthew	2	0	2	3
THOMAS, Tehran	1	0	1	4
NIXON, Luka	1	0	1	1
CRAWFORD, C.	1	0	1	6
<b>TOTALS</b>	<b>61</b>	<b>10</b>	<b>66</b>	<b>126</b>

<b>3RD DOWN MONEY RUSHERS</b>	<b>1st</b>	<b>TD</b>	<b>No.</b>	<b>Att</b>
GILLIAM, Ulonzo	11	1	11	24
THOMAS, Tehran	9	2	10	16
MODISE, Namane	8	1	8	10
MAIER, Jake	1	1	2	6
HICKS, Ethan	0	1	1	1
DOSS, Keelan	1	0	1	1
<b>TOTALS</b>	<b>30</b>	<b>6</b>	<b>33</b>	<b>64</b>

<b>3RD DOWN MONEY RECEPTIONS</b>	<b>1st</b>	<b>TD</b>	<b>No.</b>	<b>Rec</b>
DOSS, Keelan	14	0	14	18
HARRELL, Jared	8	0	8	11
CRAWFORD, C.	5	0	5	6
PREECE, Wesley	2	2	4	5
VAUGHN, Khris	3	0	3	3
KRAFT, Justin	3	0	3	3
THOMAS, Tehran	3	1	3	5
GILLIAM, Ulonzo	3	1	3	12
MARTINEZ, Gabe	2	1	2	2
MODISE, Namane	0	1	1	1
SPENCER, C.J.	1	0	1	1

**SINGLE-GAME CAREER HIGHS****AIREY, Connor**

All-purpose yards: 7, Idaho, 09/22/18

Punt returns: 1, Idaho, 09/22/18

Punt return yards: 7, Idaho, 09/22/18 (1 return)

Tackles: 7, at Cal Poly, 10/20/18 (5-2)

Sacks: 1.0, 4 times

Tackles for loss: 1.0, 5 times

Fumbles forced: 1 [t-3rd], Cal Poly, 10/28/17

Pass breakups: 1, at Stanford, 09/15/18; at Eastern Washington, 11/10/18

Blocked kicks: 1 [t-2nd], Idaho, 09/22/18

**ALOMA, John**Tackles: 1, San Diego, 09/08/18 (1-0); Idaho State, 10/13/18 (1-0);  
at Cal Poly, 10/20/18 (0-1)**AMADI, Jon**

All-purpose yards: 15, at San Jose State, 08/30/18

Kick returns: 1, at San Jose State, 08/30/18

Kick return yards: 15, at San Jose State, 08/30/18 (1 return)

Long kick return: 15, at San Jose State, 08/30/18

Tackles: 4, at Northern Colorado, 10/05/18 (4-0)

Tackles for loss: 1.0, at Northern Colorado, 10/05/18 (1-0)

Pass breakups: 1, Idaho, 09/22/18

**ANESI, Nas**

Receptions: 3, at Oregon, 09/03/16

Receiving yards: 36, at Oregon, 09/03/16 (3 receptions)

Long reception: 27, at Oregon, 09/03/16

All-purpose yards: 36, at Oregon, 09/03/16

Interceptions: 1 [t-3rd], at Stanford, 09/15/18

Long interception return: 9, at Stanford, 09/15/18

Tackles: 10, San Diego, 09/09/17 (3-7); Cal Poly, 10/28/17 (1-9)

Sacks: 1.0, at Southern Utah, 10/08/16 (1-0)

Tackles for loss: 1.0, 10 times

**BAUMGART, Anthony**

Tackles: 8, Cal Poly, 10/28/17 (7-1)

Sacks: 1.0, 5 times

Tackles for loss: 2.0, San Diego, 09/09/17 (2-0)

Fumbles forced: 1 [t-3rd], at Idaho State, 11/04/17

Pass breakups: 1, at Northern Colorado, 10/05/18;  
at Northern Arizona, 10/21/17**BENNETT, Quincy**

Interceptions: 1 [t-3rd], Idaho State, 10/13/18

Tackles: 7, at Eastern Washington, 10/01/16 (3-4); UNI, 12/01/18 (4-3)

Tackles for loss: 2.5 [t-10th], UNI, 12/01/18 (2-0)

Fumbles forced: 1 [t-3rd], Weber State, 09/24/16

Pass breakups: 1, Idaho, 09/22/18; at Eastern Washington, 10/01/16

**BLAIR, Matt**

Points scored: 10, Southern Oregon, 09/10/16; Northern Colorado, 10/15/16

Kick PATs: 7 [t-3rd], Southern Oregon, 09/10/16

Points by kicking: 10, Southern Oregon, 09/10/16; Northern Colorado,  
10/15/16

Rush attempts: 1, at Northern Arizona, 10/21/17

Rush yards: -15, at Northern Arizona, 10/21/17 (1 carries)

Total offense attempts: 1, at Northern Arizona, 10/21/17 (1 rush, 0 pass)

Total offense yards: -15, at Northern Arizona, 10/21/17 (-15 rush, 0 pass)

All-purpose yards: -15, at Northern Arizona, 10/21/17

Field goals made: 2 [t-8th], Weber State, 09/24/16; Northern Colorado,  
10/15/16; at Montana State, 11/12/16Field goal attempts: 3 [t-6th], Weber State, 09/24/16; Northern Colorado,  
10/15/16

Longest field goal: 51 [2nd], at Eastern Washington, 11/10/18

Punt attempts: 6, Eastern Washington, 10/07/17; at Northern Arizona,  
10/21/17

Punt yards: 259, at Northern Arizona, 10/21/17 (6 punts)

Longest punt: 59, at Northern Arizona, 10/21/17

**BLAND, Montell**Tackles: 11, Northern Arizona, 11/03/18 (4-7); at Eastern Washington,  
11/10/18 (7-4)

Sacks: 1.0, Idaho, 09/22/18 (1-0)

Tackles for loss: 2.0, Idaho, 09/22/18 (2-0); Northern Arizona, 11/03/18 (1-1)

Fumbles recovered: 1 [t-1st], at San Jose State, 08/30/18

**CALLOWAY, Daliceo**

All-purpose yards: 125, Eastern Washington, 10/07/17

Kick returns: 6 [3rd], Eastern Washington, 10/07/17

Kick return yards: 125 [t-7th], Eastern Washington, 10/07/17 (6 returns)

Long kick return: 24, Eastern Washington, 10/07/17

Tackles: 2, at Cal Poly, 10/20/18 (0-2)

**CLOUD, Terrell**Tackles: 7, Cal Poly, 10/28/17 (3-4); at Idaho State, 11/04/17 (2-5);  
Southern Utah, 11/11/17 (4-3)

Sacks: 1.0, 5 times

Tackles for loss: 2.5 [t-10th], at Eastern Washington, 11/10/18 (1-1)

Pass breakups: 3 [t-4th], at Northern Arizona, 10/21/17

**CRAWFORD, Carson**

Points scored: 6, at San Jose State, 08/30/18; at Montana, 10/27/18

Touchdowns: 1, at San Jose State, 08/30/18; at Montana, 10/27/18

Rush attempts: 5, San Diego, 09/08/18

Rush yards: 25, San Diego, 09/08/18 (5 carries)

Rush TDs: 1, at San Jose State, 08/30/18

Long rush: 22, San Diego, 09/08/18

Pass attempts: 3, at Stanford, 09/15/18

Pass completions: 1, at Montana, 10/27/18

Pass yards: 56, at Montana, 10/27/18

Long pass: 56, at Montana, 10/27/18

Receptions: 5, at Montana, 10/27/18

Receiving yards: 61, at Montana, 10/27/18 (5 receptions)

Receiving TDs: 1, at Montana, 10/27/18

Long reception: 43, at San Jose State, 08/30/18

Total offense attempts: 5, San Diego, 09/08/18 (5 rush, 0 pass)

Total offense yards: 56, at Montana, 10/27/18 (0 rush, 56 pass)

All-purpose yards: 69, at San Jose State, 08/30/18





## 12-8 at Eastern Washington >> Roos Field >> Spokane, Wash.

DOSS, Keelan

Points scored: 24 [1st], Sacramento State, 11/19/16

Touchdowns: 4 [1st], Sacramento State, 11/19/16

Rush attempts: 2, Idaho, 09/22/18; at Northern Colorado, 10/05/18;  
Idaho State, 10/13/18

Rush yards: 42, at Sacramento State, 11/18/17 (1 carries)

Rush TDs: 1, at Sacramento State, 11/18/17

Long rush: 42, at Sacramento State, 11/18/17

Receptions: 16 [1st], vs Sacramento State, 11/17/18

Receiving yards: 208 [t-1st], Eastern Washington, 10/07/17 (15 receptions)

Receiving TDs: 4 [1st], Sacramento State, 11/19/16

Long reception: 75 [t-2nd], San Diego, 09/09/17

Total offense attempts: 2, Idaho, 09/22/18 (2 rush,0 pass); at  
Northern Colorado, 10/05/18 (2 rush,0 pass); Idaho State, 10/13/18  
(2 rush,0 pass)

Total offense yards: 42, at Sacramento State, 11/18/17 (42 rush,0 pass)

All-purpose yards: 215 [6th], at Sacramento State, 11/18/17

Interceptions: 1 [t-3rd], at San Diego State, 09/02/17

Long interception return: 56 [2nd], at San Diego State, 09/02/17

Tackles: 1, 4 times

DUNCAN, Erron

All-purpose yards: -9, UNI, 12/01/18

Interceptions: 1 [t-3rd], UNI, 12/01/18

Tackles: 10, at San Jose State, 08/30/18 (9-1)

Tackles for loss: 1.0, Northern Arizona, 11/03/18 (1-0)

Pass breakups: 1, 8 times

EATON, Nick

Tackles: 1, Idaho, 09/22/18 (0-1)

Pass breakups: 1, Idaho, 09/22/18

FACEY, Trevor

Rush attempts: 1, Idaho, 09/22/18

Total offense attempts: 1, Idaho, 09/22/18 (1 rush,0 pass)

FAULK, Gunnor

Pass attempts: 2, Idaho, 09/22/18

Total offense attempts: 2, Idaho, 09/22/18 (0 rush,2 pass)

FEHRENBACH, Nick

Tackles: 2, Southern Oregon, 09/10/16 (1-1); at Portland State, 09/16/17  
(0-2); Northern Arizona, 11/03/18 (0-2)

Sacks: .5, Northern Arizona, 11/03/18 (0-1)

Tackles for loss: .5, at Northern Colorado, 10/05/18 (0-0); Northern Arizona,  
11/03/18 (0-1)

Fumbles recovered: 1 [t-1st], Cal Poly, 10/28/17

FLOWERS, Eric

Tackles: 7, at Montana, 10/27/18 (2-5)

Tackles for loss: .5, at Cal Poly, 10/20/18 (0-0); at Montana, 10/27/18 (0-0)

Fumbles recovered: 1 [t-1st], Idaho, 09/22/18

FRANKLIN, Jordan

Tackles: 7, vs Sacramento State, 11/17/18 (4-3)

Sacks: 1.0, vs Sacramento State, 11/17/18 (1-0); UNI, 12/01/18 (1-0)

Tackles for loss: 1.5, at Idaho State, 11/04/17 (1-0)

Pass breakups: 1, vs Sacramento State, 11/17/18

FRAZIER, Da'Von

Tackles: 2, Idaho, 09/22/18 (1-1)

GARCIA, Tiger

Interceptions: 1 [t-3rd], at San Jose State, 08/30/18

Tackles: 6, at San Jose State, 08/30/18 (4-2)

Pass breakups: 1, at Montana, 10/27/18

GILLIAM, Ulonzo

Points scored: 18 [t-2nd], at San Jose State, 08/30/18; San Diego, 09/08/18

Touchdowns: 3 [t-2nd], at San Jose State, 08/30/18; San Diego, 09/08/18

Rush attempts: 23, at San Jose State, 08/30/18

Rush yards: 138, vs Sacramento State, 11/17/18 (16 carries)

Rush TDs: 3 [t-1st], San Diego, 09/08/18

Long rush: 46, at Eastern Washington, 11/10/18

Receptions: 8, at San Jose State, 08/30/18

Receiving yards: 59, at San Jose State, 08/30/18 (8 receptions)

Receiving TDs: 1, at San Jose State, 08/30/18; Idaho, 09/22/18;

Idaho State, 10/13/18

Long reception: 34, Idaho, 09/22/18

Total offense attempts: 23, at San Jose State, 08/30/18 (23 rush,0 pass)

Total offense yards: 138, vs Sacramento State, 11/17/18 (138 rush,0 pass)

All-purpose yards: 191, at San Jose State, 08/30/18

Tackles: 1, at Cal Poly, 10/20/18 (0-1)

HARRELL, Jared

Points scored: 12, Portland State, 11/05/16

Touchdowns: 2, Portland State, 11/05/16

Rush attempts: 2, Northern Arizona, 11/03/18; UNI, 12/01/18

Rush yards: 16, Northern Arizona, 11/03/18 (2 carries)

Long rush: 14, Northern Arizona, 11/03/18

Receptions: 10, at Montana, 10/27/18

Receiving yards: 120, vs Sacramento State, 11/17/18 (4 receptions)

Receiving TDs: 2 [t-5th], Portland State, 11/05/16

Long reception: 77 [1st], vs Sacramento State, 11/17/18

Total offense attempts: 2, Northern Arizona, 11/03/18 (2 rush,0 pass); UNI,  
12/01/18 (2 rush,0 pass)

Total offense yards: 16, Northern Arizona, 11/03/18 (16 rush,0 pass)

All-purpose yards: 120, vs Sacramento State, 11/17/18

Kick returns: 4, Southern Oregon, 09/10/16

Kick return yards: 80, Southern Oregon, 09/10/16 (4 returns)

Long kick return: 28, Southern Oregon, 09/10/16

Tackles: 1, Southern Oregon, 09/10/16 (1-0); UNI, 12/01/18 (1-0)

HICKS, Ethan

Points scored: 6, 4 times

Touchdowns: 1, 4 times

Rush attempts: 2, vs Sacramento State, 11/17/18

Rush yards: 28, vs Sacramento State, 11/17/18 (2 carries)

Rush TDs: 1, vs Sacramento State, 11/17/18

Long rush: 25, vs Sacramento State, 11/17/18

Receptions: 1, 9 times

Receiving yards: 20, Montana, 10/03/15 (1 receptions)

Receiving TDs: 1, Southern Oregon, 09/10/16; at Portland State, 09/16/17;  
at Sacramento State, 11/18/17

Long reception: 20, Montana, 10/03/15

Total offense attempts: 2, vs Sacramento State, 11/17/18 (2 rush,0 pass)

Total offense yards: 28, vs Sacramento State, 11/17/18 (28 rush,0 pass)

## 12-8 at Eastern Washington >> Roos Field >> Spokane, Wash.

All-purpose yards: 28, vs Sacramento State, 11/17/18  
Kick returns: 1, North Dakota, 09/30/17; at Eastern Washington, 10/01/16  
Kick return yards: 15, North Dakota, 09/30/17 (1 returns)  
Long kick return: 15, North Dakota, 09/30/17  
Tackles: 3, North Dakota, 09/30/17 (0-3)

HUFFORD, Ramsey

Tackles: 1, San Diego, 09/08/18 (1-0)

HUNGRIGE, Logan

Tackles: 1, at Sacramento State, 11/18/17 (1-0)

HUNKIN, Fabian

Tackles: 2, Northern Arizona, 11/03/18 (1-1); vs Sacramento State, 11/17/18 (1-1)

HYMAN, Matthew

Receptions: 2, at Stanford, 09/15/18; at Northern Colorado, 10/05/18

Receiving yards: 38, San Diego, 09/08/18 (1 receptions)

Long reception: 38, San Diego, 09/08/18

All-purpose yards: 38, San Diego, 09/08/18

JAMISON, Brandon

Tackles: 8, at Northern Arizona, 10/21/17 (3-5)

Sacks: 1.5, at Idaho State, 11/04/17 (1-1)

Tackles for loss: 2.5 [t-10th], Idaho State, 10/13/18 (2-0)

Fumbles forced: 1 [t-3rd], Eastern Washington, 10/07/17; at Idaho State, 11/04/17; Southern Utah, 11/11/17

Fumbles recovered: 1 [t-1st], at Northern Colorado, 10/05/18

Blocked kicks: 1 [t-2nd], Idaho State, 10/13/18

JANUSKA, Josh

Points scored: 6, at Idaho State, 11/04/17

Touchdowns: 1, at Idaho State, 11/04/17

All-purpose yards: 42, at Idaho State, 11/04/17

Interceptions: 1 [t-3rd], at Idaho State, 11/04/17

Long interception return: 42 [4th], at Idaho State, 11/04/17

Tackles: 4, at Eastern Washington, 11/10/18 (4-0)

Pass breakups: 1, at Montana, 10/27/18

JBEILY, Elias

Rush attempts: 2, San Diego, 09/09/17

Rush yards: 6, San Diego, 09/09/17 (2 carries)

Long rush: 3, San Diego, 09/09/17

Receptions: 2, at Idaho State, 11/04/17

Receiving yards: 12, San Diego, 09/08/18 (1 receptions);  
Eastern Washington, 10/07/17 (1 receptions); at Idaho State, 11/04/17  
(2 receptions)

Long reception: 12, San Diego, 09/08/18; Eastern Washington, 10/07/17

Total offense attempts: 2, San Diego, 09/09/17 (2 rush, 0 pass)

Total offense yards: 6, San Diego, 09/09/17 (6 rush, 0 pass)

All-purpose yards: 12, San Diego, 09/08/18; Eastern Washington, 10/07/17;  
at Idaho State, 11/04/17

Tackles: 1, at Eastern Washington, 11/10/18 (1-0)

JOHNSON, Brock

Rush attempts: 1, at Northern Colorado, 10/05/18

Rush yards: -1, at Northern Colorado, 10/05/18 (1 carries)

Pass attempts: 5, at Northern Colorado, 10/05/18

Pass completions: 3, San Diego, 09/08/18; at Northern Colorado, 10/05/18

Pass yards: 74, San Diego, 09/08/18

Pass TDs: 1, San Diego, 09/08/18; at Northern Colorado, 10/05/18

Long pass: 38, San Diego, 09/08/18

Total offense attempts: 6, at Northern Colorado, 10/05/18 (1 rush, 5 pass)

Total offense yards: 74, San Diego, 09/08/18 (0 rush, 74 pass)

All-purpose yards: -1, at Northern Colorado, 10/05/18

KING, Devon

All-purpose yards: 39, at Montana, 10/27/18

Interceptions: 2 [t-1st], at Montana, 10/27/18

Long interception return: 24, at Montana, 10/27/18

Tackles: 9, at Montana, 10/27/18 (7-2)

Sacks: 1.0, at San Jose State, 08/30/18 (1-0)

Tackles for loss: 1.5, at Cal Poly, 10/20/18 (1-0)

Fumbles forced: 1 [t-3rd], at Montana, 10/27/18; at Eastern Washington, 11/10/18; UNI, 12/01/18

Fumbles recovered: 1 [t-1st], at Eastern Washington, 11/10/18

KNOX, Amir

Tackles: 1, at San Jose State, 08/30/18 (0-1)

KRAFT, Justin

Points scored: 8, Idaho State, 10/13/18

Touchdowns: 1, Idaho State, 10/13/18; at Cal Poly, 10/20/18

Rush attempts: 1, 5 times

Rush yards: 8, at Cal Poly, 10/20/18 (1 carries)

Long rush: 8, at Cal Poly, 10/20/18

Receptions: 4, Idaho, 09/22/18; vs Sacramento State, 11/17/18

Receiving yards: 61, Idaho State, 10/13/18 (3 receptions)

Receiving TDs: 1, Idaho State, 10/13/18; at Cal Poly, 10/20/18

Long reception: 45, Idaho State, 10/13/18

Total offense attempts: 1, 5 times

Total offense yards: 8, at Cal Poly, 10/20/18 (8 rush, 0 pass)

All-purpose yards: 61, Idaho State, 10/13/18

LAMSON, Colton

Tackles: 1, at Idaho State, 11/04/17 (0-1)

Tackles for loss: .5, at Idaho State, 11/04/17 (0-0)

LAYTON, Mitchell

Rush attempts: 13, at Northern Colorado, 10/17/15

Rush yards: 62, Montana, 10/03/15 (12 carries)

Long rush: 14, Montana, 10/03/15

Receptions: 1, 6 times

Receiving yards: 15, San Diego, 09/09/17 (1 receptions)

Long reception: 15, San Diego, 09/09/17

Total offense attempts: 13, at Northern Colorado, 10/17/15 (13 rush, 0 pass)

Total offense yards: 62, Montana, 10/03/15 (62 rush, 0 pass)

All-purpose yards: 71, at San Diego State, 09/02/17

Kick returns: 3, at San Diego State, 09/02/17

Kick return yards: 65, at San Diego State, 09/02/17 (3 returns)

Long kick return: 30, at San Diego State, 09/02/17

Tackles: 1, at Eastern Washington, 10/01/16 (1-0); at Sacramento State, 11/21/15 (0-1)



## 12-8 at Eastern Washington >> Roos Field >> Spokane, Wash.

LEE, Brandyn

Receptions: 1, 6 times

Receiving yards: 18, Northern Arizona, 10/10/15 (1 receptions)

Long reception: 18, Northern Arizona, 10/10/15

All-purpose yards: 18, Northern Arizona, 10/10/15

Tackles: 1, at Northern Colorado, 10/05/18 (1-0); at Cal Poly, 10/20/18 (1-0)

Pass breakups: 1, Idaho, 09/22/18

LESANE, Khanii

Tackles: 2, at Stanford, 09/15/18 (1-1)

Tackles for loss: 1.0, San Diego, 09/08/18 (1-0); at Stanford, 09/15/18 (1-0)

Fumbles forced: 1 [t-3rd], Idaho, 09/22/18

Pass breakups: 1, at Montana, 10/27/18

LIVINGSTON, Darius

Points scored: 6, Idaho, 09/22/18

Touchdowns: 1, Idaho, 09/22/18

Receptions: 2, at Stanford, 09/15/18; vs Sacramento State, 11/17/18

Receiving yards: 40, vs Sacramento State, 11/17/18 (2 receptions)

Receiving TDs: 1, Idaho, 09/22/18

Long reception: 20, vs Sacramento State, 11/17/18

All-purpose yards: 40, vs Sacramento State, 11/17/18

MAIER, Jake

Points scored: 12, vs Sacramento State, 11/17/18

Touchdowns: 2, vs Sacramento State, 11/17/18

Rush attempts: 6, at Weber State, 09/23/17; at Idaho State, 11/04/17

Rush yards: 26, at Portland State, 09/16/17 (5 carries)

Rush TDs: 2 [t-8th], vs Sacramento State, 11/17/18

Long rush: 17, Southern Utah, 11/11/17

Pass attempts: 55 [1st], at San Jose State, 08/30/18

Pass completions: 40 [1st], Idaho State, 10/13/18

Pass yards: 478 [1st], vs Sacramento State, 11/17/18

Pass TDs: 5 [t-1st], Idaho State, 10/13/18; at Cal Poly, 10/20/18

Had intercepted: 2 [t-3rd], 6 times

Long pass: 77 [1st], vs Sacramento State, 11/17/18

Total offense attempts: 58 [1st], at San Jose State, 08/30/18 (3 rush, 55 pass)

Total offense yards: 491 [1st], vs Sacramento State, 11/17/18 (13 rush, 478 pass)

All-purpose yards: 26, at Portland State, 09/16/17

Punt attempts: 2, at Portland State, 09/16/17

Punt yards: 79, at Portland State, 09/16/17 (2 punts)

Longest punt: 44, at Portland State, 09/16/17

Tackles: 1, Idaho State, 10/13/18 (1-0)

MARTINEZ, Gabe

Points scored: 6, at Northern Colorado, 10/05/18

Touchdowns: 1, at Northern Colorado, 10/05/18

Receptions: 3, at Southern Utah, 10/08/16; at Cal Poly, 10/22/16

Receiving yards: 40, at Southern Utah, 10/08/16 (3 receptions)

Receiving TDs: 1, at Northern Colorado, 10/05/18

Long reception: 20, at Southern Utah, 10/08/16

All-purpose yards: 40, at Southern Utah, 10/08/16

Tackles: 1, at Wyoming Cowboys, 09/17/16 (1-0)

Blocked kicks: 1 [t-2nd], Northern Arizona, 11/03/18; Portland State, 11/05/16

MARTINEZ, Ryan

Rush attempts: 1, Idaho, 09/22/18; at Northern Colorado, 10/05/18

Rush yards: 5, at Northern Colorado, 10/05/18 (1 carries)

Long rush: 5, at Northern Colorado, 10/05/18

Total offense attempts: 1, Idaho, 09/22/18 (1 rush, 0 pass);

at Northern Colorado, 10/05/18 (1 rush, 0 pass)

Total offense yards: 5, at Northern Colorado, 10/05/18 (5 rush, 0 pass)

All-purpose yards: 24, Idaho, 09/22/18

Kick returns: 1, 6 times

Kick return yards: 23, Idaho State, 10/13/18 (1 returns)

Long kick return: 23, Idaho State, 10/13/18

Tackles: 1, 12 times

MILLER, Pat

Receptions: 1, at Idaho State, 11/04/17

Receiving yards: 5, at Idaho State, 11/04/17 (1 receptions)

Long reception: 5, at Idaho State, 11/04/17

All-purpose yards: 5, at Idaho State, 11/04/17

Tackles: 2, at Idaho State, 11/04/17 (2-0)

MODISE, Namane

Points scored: 6, 6 times

Touchdowns: 1, 6 times

Rush attempts: 10, at San Diego State, 09/02/17; North Dakota, 09/30/17;

Eastern Washington, 10/07/17

Rush yards: 89, at Sacramento State, 11/18/17 (9 carries)

Rush TDs: 1, Northern Arizona, 11/03/18; vs Sacramento State, 11/17/18

Long rush: 48, at Sacramento State, 11/18/17

Receptions: 4, Eastern Washington, 10/07/17

Receiving yards: 38, Cal Poly, 10/28/17 (1 receptions)

Receiving TDs: 1, San Diego, 09/08/18; Southern Utah, 11/11/17

Long reception: 38, Cal Poly, 10/28/17

Total offense attempts: 10, at San Diego State, 09/02/17 (10 rush, 0 pass);

North Dakota, 09/30/17 (10 rush, 0 pass); Eastern Washington, 10/07/17

(10 rush, 0 pass)

Total offense yards: 89, at Sacramento State, 11/18/17 (89 rush, 0 pass)

All-purpose yards: 227 [3rd], at Eastern Washington, 11/10/18

Kick returns: 7 [t-1st], at Eastern Washington, 11/10/18

Kick return yards: 188 [1st], at Eastern Washington, 11/10/18 (7 returns)

Long kick return: 100 [1st], at Northern Arizona, 10/21/17

Tackles: 1, San Diego, 09/09/17 (1-0); at Northern Arizona, 10/21/17 (1-0);

UNI, 12/01/18 (1-0)

MOE, Mason

All-purpose yards: 37, Northern Arizona, 11/03/18

Interceptions: 1 [t-3rd], Idaho, 09/22/18; at Northern Colorado, 10/05/18;

Northern Arizona, 11/03/18

Long interception return: 37 [6th], Northern Arizona, 11/03/18

Tackles: 13 [t-6th], at Montana, 10/27/18 (7-6)

Sacks: 3.5 [1st], at Montana, 10/27/18 (3-1)

Tackles for loss: 5.0 [1st], at Montana, 10/27/18 (4-1)

Fumbles forced: 1 [t-3rd], at Montana, 10/27/18; at Sacramento State,

11/18/17

Fumbles recovered: 1 [t-1st], at Cal Poly, 10/20/18

Pass breakups: 1, 7 times

MONTGOMERY, Logan

Points scored: 6, at San Diego State, 09/02/17; at Northern Arizona,

10/21/17; at Idaho State, 11/04/17

Touchdowns: 1, at San Diego State, 09/02/17; at Northern Arizona, 10/21/17;

at Idaho State, 11/04/17



## 12-8 at Eastern Washington >> Roos Field >> Spokane, Wash.

Rush attempts: 3, at Portland State, 09/16/17; Eastern Washington, 10/07/17  
Rush yards: 35, North Dakota, 09/30/17 (1 carries)  
Long rush: 35, North Dakota, 09/30/17  
Receptions: 5, at Sacramento State, 11/18/17  
Receiving yards: 91, at Idaho State, 11/04/17 (4 receptions)  
Receiving TDs: 1, at San Diego State, 09/02/17; at Northern Arizona, 10/21/17; at Idaho State, 11/04/17  
Long reception: 47, at Idaho State, 11/04/17  
Total offense attempts: 3, at Portland State, 09/16/17 (3 rush, 0 pass); Eastern Washington, 10/07/17 (3 rush, 0 pass)  
Total offense yards: 35, North Dakota, 09/30/17 (35 rush, 0 pass)  
All-purpose yards: 94, at Idaho State, 11/04/17

### MORGAN, DeAndre

Tackles: 2, at Idaho State, 11/04/17 (0-2)  
Tackles for loss: .5, at Idaho State, 11/04/17 (0-0)

### NIXON, Luka

Receptions: 1, at Northern Colorado, 10/05/18  
Receiving yards: 11, at Northern Colorado, 10/05/18 (1 receptions)  
Long reception: 11, at Northern Colorado, 10/05/18  
All-purpose yards: 11, at Northern Colorado, 10/05/18  
Tackles: 1, at San Jose State, 08/30/18 (0-1)

### O'BRION, Hunter

Tackles: 6, at Idaho State, 11/04/17 (0-6)  
Sacks: .5, at Idaho State, 11/04/17 (0-1)  
Tackles for loss: 1.0, 4 times  
Blocked kicks: 1 [t-2nd], Southern Utah, 11/11/17

### O'ROURKE, Max

Points scored: 14, Idaho, 09/22/18  
Kick PATs: 8 [t-1st], at Idaho State, 11/04/17; vs Sacramento State, 11/17/18  
Points by kicking: 14 [t-1st], Idaho, 09/22/18  
Field goals made: 3 [t-2nd], Idaho, 09/22/18; UNI, 12/01/18  
Field goal attempts: 4 [t-1st], Eastern Washington, 10/07/17; UNI, 12/01/18  
Longest field goal: 45 [t-7th], San Diego, 09/08/18

### OCANSEY, Roland

Points scored: 6, at Cal Poly, 10/20/18  
Touchdowns: 1, at Cal Poly, 10/20/18  
Tackles: 4, San Diego, 09/08/18 (2-2); at Cal Poly, 10/20/18 (3-1); vs Sacramento State, 11/17/18 (1-3)  
Sacks: 1.0, Idaho, 09/22/18 (1-0); at Northern Colorado, 10/05/18 (1-0)  
Tackles for loss: 2.0, Idaho, 09/22/18 (2-0)  
Fumbles forced: 1 [t-3rd], Idaho, 09/22/18  
Fumbles recovered: 1 [t-1st], at Cal Poly, 10/20/18; at Idaho State, 11/04/17  
Pass breakups: 1, at Northern Colorado, 10/05/18

### OLAVE, Isiah

Points scored: 6, Northern Colorado, 10/15/16  
Touchdowns: 1, Northern Colorado, 10/15/16  
Rush attempts: 1, at Stanford, 09/15/18  
Rush yards: -6, at Stanford, 09/15/18 (1 carries)  
Total offense attempts: 1, at Stanford, 09/15/18 (1 rush, 0 pass)  
Total offense yards: -6, at Stanford, 09/15/18 (-6 rush, 0 pass)  
All-purpose yards: 20, at Wyoming Cowboys, 09/17/16  
Punt returns: 2, Weber State, 09/24/16; at Cal Poly, 10/22/16

Punt return yards: 20, at Wyoming Cowboys, 09/17/16 (1 returns)  
Long punt return: 20, at Wyoming Cowboys, 09/17/16  
Interceptions: 1 [t-3rd], at San Jose State, 08/30/18; Northern Colorado, 10/15/16; Southern Utah, 11/11/17  
Long interception return: 11, Northern Colorado, 10/15/16  
Tackles: 9, Idaho, 09/22/18 (5-4); at Northern Arizona, 10/21/17 (7-2)  
Sacks: 1.0, San Diego, 09/09/17 (1-0)  
Tackles for loss: 2.0, at Cal Poly, 10/22/16 (2-0)  
Pass breakups: 2 [t-9th], 5 times

### PARENTEAU, Ryan

All-purpose yards: 24, at Portland State, 09/16/17  
Punt returns: 2, at Portland State, 09/16/17  
Punt return yards: 24, at Portland State, 09/16/17 (2 returns)  
Interceptions: 1 [t-3rd], Southern Oregon, 09/10/16  
Tackles: 10, at Portland State, 09/16/17 (6-4); Cal Poly, 11/14/15 (8-2); Sacramento State, 11/19/16 (7-3)  
Sacks: 1.0, at San Jose State, 08/30/18 (1-0); at Southern Utah, 10/08/16 (1-0)  
Tackles for loss: 2.0, at Cal Poly, 10/20/18 (2-0); Sacramento State, 11/19/16 (2-0)  
Fumbles forced: 1 [t-3rd], 4 times  
Fumbles recovered: 1 [t-1st], South Dakota, 09/12/15  
Pass breakups: 2 [t-9th], at San Jose State, 08/30/18  
Blocked kicks: 2 [1st], at Portland State, 09/16/17

### PEACOCK, Cade

All-purpose yards: 4, San Diego, 09/08/18  
Interceptions: 1 [t-3rd], San Diego, 09/08/18  
Long interception return: 4, San Diego, 09/08/18  
Tackles: 3, San Diego, 09/08/18 (0-3); at Stanford, 09/15/18 (2-1)  
Sacks: 1.0, at Montana, 10/27/18 (1-0)  
Tackles for loss: 1.0, at Montana, 10/27/18 (1-0)

### PERKINS, Evan

Tackles: 1, San Diego, 09/08/18 (0-1); Idaho, 09/22/18 (1-0)  
Pass breakups: 1, Idaho, 09/22/18

### PERRYMAN, Jordan

All-purpose yards: 13, at Northern Colorado, 10/05/18  
Kick returns: 1, at Eastern Washington, 11/10/18  
Interceptions: 1 [t-3rd], at Northern Colorado, 10/05/18; at Montana, 10/27/18  
Long interception return: 13, at Northern Colorado, 10/05/18  
Tackles: 5, at Cal Poly, 10/20/18 (4-1)  
Pass breakups: 2 [t-9th], UNI, 12/01/18

### PREECE, Wesley

Points scored: 18 [t-2nd], North Dakota, 09/30/17; at Northern Colorado, 10/05/18  
Touchdowns: 3 [t-2nd], North Dakota, 09/30/17; at Northern Colorado, 10/05/18  
Receptions: 8, North Dakota, 09/30/17  
Receiving yards: 97, North Dakota, 09/30/17 (8 receptions)  
Receiving TDs: 3 [t-2nd], North Dakota, 09/30/17; at Northern Colorado, 10/05/18  
Long reception: 56, at Montana, 10/27/18  
All-purpose yards: 97, North Dakota, 09/30/17  
Tackles: 1, at Weber State, 09/23/17 (1-0)



## 12-8 at Eastern Washington >> Roos Field >> Spokane, Wash.

### RICHARDSON, Kooper

Receptions: 1, at Eastern Washington, 11/10/18  
Receiving yards: -6, at Eastern Washington, 11/10/18 (1 receptions)  
All-purpose yards: -6, at Eastern Washington, 11/10/18  
Tackles: 1, at San Jose State, 08/30/18 (0-1); UNI, 12/01/18 (1-0)

### RODGERS, Bryce

Tackles: 11, Cal Poly, 10/28/17 (4-7)  
Sacks: 1.0, Cal Poly, 10/28/17 (1-0)  
Tackles for loss: 2.0, Cal Poly, 10/28/17 (2-0)  
Fumbles recovered: 1 [t-1st], Cal Poly, 10/28/17

### RODRIGUES, Hunter

Rush attempts: 1, at Stanford, 09/15/18; at Eastern Washington, 11/10/18  
Rush yards: 13, at Eastern Washington, 11/10/18 (1 carries)  
Long rush: 13, at Eastern Washington, 11/10/18  
Pass attempts: 8, at Stanford, 09/15/18  
Pass completions: 6, at Stanford, 09/15/18  
Pass yards: 64, at Stanford, 09/15/18  
Pass TDs: 1, at Stanford, 09/15/18  
Had intercepted: 1, at Stanford, 09/15/18; at Eastern Washington, 11/10/18  
Long pass: 26, at Stanford, 09/15/18  
Total offense attempts: 9, at Stanford, 09/15/18 (1 rush, 8 pass)  
Total offense yards: 65, at Stanford, 09/15/18 (1 rush, 64 pass)  
All-purpose yards: 13, at Eastern Washington, 11/10/18  
Tackles: 1, at Stanford, 09/15/18 (1-0)

### SAYLES, Terrell

Tackles: 5, at Cal Poly, 10/22/16 (4-1)  
Tackles for loss: 1.0, at Eastern Washington, 10/01/16 (1-0)

### SKEPTARIS, Christian

Points scored: 6, Eastern Washington, 10/07/17; Southern Utah, 11/11/17  
Touchdowns: 1, Eastern Washington, 10/07/17; Southern Utah, 11/11/17  
Receptions: 3, Eastern Washington, 10/07/17  
Receiving yards: 29, North Dakota, 09/30/17 (2 receptions)  
Receiving TDs: 1, Eastern Washington, 10/07/17; Southern Utah, 11/11/17  
Long reception: 18, North Dakota, 09/30/17  
All-purpose yards: 29, North Dakota, 09/30/17  
Kick returns: 1, Idaho State, 10/13/18  
Kick return yards: 15, Idaho State, 10/13/18 (1 returns)  
Long kick return: 15, Idaho State, 10/13/18  
Tackles: 1, vs Sacramento State, 11/17/18 (1-0)  
Tackles for loss: 1.0, vs Sacramento State, 11/17/18 (1-0)

### SPENCER, C.J.

Points scored: 18 [t-2nd], Eastern Washington, 10/07/17  
Touchdowns: 3 [t-2nd], Eastern Washington, 10/07/17  
Rush attempts: 10, North Dakota, 09/30/17  
Rush yards: 49, North Dakota, 09/30/17 (10 carries)  
Rush TDs: 3 [t-1st], Eastern Washington, 10/07/17  
Long rush: 14, at Portland State, 09/16/17  
Pass attempts: 37, Cal Poly, 11/14/15  
Pass completions: 25, Cal Poly, 11/14/15  
Pass yards: 312, at Sacramento State, 11/21/15  
Pass TDs: 3, at Sacramento State, 11/21/15  
Had intercepted: 1, at Weber State, 11/07/15  
Long pass: 51, Cal Poly, 11/14/15

Receptions: 3, at Weber State, 09/23/17

Receiving yards: 37, at Weber State, 09/23/17 (3 receptions)

Receiving TDs: 1, at Stanford, 09/15/18

Long reception: 26, at Stanford, 09/15/18

Total offense attempts: 44, Cal Poly, 11/14/15 (7 rush, 37 pass)

Total offense yards: 335, at Sacramento State, 11/21/15 (23 rush, 312 pass)

All-purpose yards: 49, North Dakota, 09/30/17

Tackles: 6, South Dakota, 09/12/15 (4-2)

### SUANI, Josiah

Tackles: 1, at Stanford, 09/15/18 (0-1)

### THOMAS, Isaiah

All-purpose yards: 50, San Diego, 09/08/18  
Punt returns: 6 [1st], San Diego, 09/08/18  
Punt return yards: 50 [5th], San Diego, 09/08/18 (6 returns)  
Long punt return: 39 [6th], San Diego, 09/09/17  
Kick returns: 1, North Dakota, 09/30/17  
Kick return yards: 12, North Dakota, 09/30/17 (1 returns)  
Long kick return: 12, North Dakota, 09/30/17  
Interceptions: 1 [t-3rd], at Stanford, 09/15/18  
Long interception return: 6, at Stanford, 09/15/18  
Tackles: 5, Idaho, 09/22/18 (3-2)  
Pass breakups: 1, North Dakota, 09/30/17

### THOMAS, Tehran

Points scored: 12, Northern Arizona, 11/03/18  
Touchdowns: 2, Northern Arizona, 11/03/18  
Rush attempts: 24, Northern Arizona, 11/03/18  
Rush yards: 125, at Sacramento State, 11/18/17 (12 carries)  
Rush TDs: 1, 8 times  
Long rush: 69 [4th], at Eastern Washington, 11/10/18  
Receptions: 3, Northern Arizona, 11/03/18  
Receiving yards: 56, Northern Arizona, 11/03/18 (3 receptions)  
Receiving TDs: 1, Idaho State, 10/13/18; Northern Arizona, 11/03/18  
Long reception: 39, Northern Arizona, 11/03/18  
Total offense attempts: 24, Northern Arizona, 11/03/18 (24 rush, 0 pass)  
Total offense yards: 125, at Sacramento State, 11/18/17 (125 rush, 0 pass)  
All-purpose yards: 150, Northern Arizona, 11/03/18  
Tackles: 1, Northern Arizona, 11/03/18 (1-0); at Sacramento State, 11/18/17 (0-1)

### TRIMBLE, Cam

Tackles: 8, at Cal Poly, 10/20/18 (4-4)  
Sacks: 1.0, at San Jose State, 08/30/18 (1-0)  
Tackles for loss: 1.5, at Northern Colorado, 10/05/18 (1-0)  
Fumbles forced: 1 [t-3rd], at Northern Colorado, 10/05/18  
Fumbles recovered: 1 [t-1st], at Montana, 10/27/18  
Pass breakups: 1, at Cal Poly, 10/20/18

### VAUGHN, Khris

Rush attempts: 1, at Cal Poly, 10/20/18; Northern Arizona, 11/03/18; at Eastern Washington, 11/10/18  
Rush yards: 8, at Cal Poly, 10/20/18 (1 carries)  
Long rush: 8, at Cal Poly, 10/20/18  
Receptions: 4, at San Jose State, 08/30/18  
Receiving yards: 84, San Diego, 09/08/18 (3 receptions)  
Long reception: 64 [10th], San Diego, 09/08/18

## 12-8 at Eastern Washington >> Roos Field >> Spokane, Wash.

Total offense attempts: 1, at Cal Poly, 10/20/18 (1 rush,0 pass);  
Northern Arizona, 11/03/18 (1 rush,0 pass); at Eastern Washington, 11/10/18  
(1 rush,0 pass)  
Total offense yards: 8, at Cal Poly, 10/20/18 (8 rush,0 pass)  
All-purpose yards: 84, San Diego, 09/08/18

### WHELAN, Daniel

Punt attempts: 7, at San Jose State, 08/30/18; San Diego, 09/08/18  
Punt yards: 285, San Diego, 09/08/18 (7 punts)  
Longest punt: 58, San Diego, 09/08/18; vs Sacramento State, 11/17/18  
Tackles: 1, at Stanford, 09/15/18 (1-0); at Portland State, 09/16/17 (1-0);  
Idaho, 09/22/18 (1-0)

### WHITE, Jaylin

Tackles: 5, at San Jose State, 08/30/18 (4-1)  
Sacks: 1.0, San Diego, 09/08/18 (1-0)  
Tackles for loss: 1.0, at San Jose State, 08/30/18 (1-0); San Diego, 09/08/18  
(1-0); North Dakota, 09/30/17 (1-0)  
Pass breakups: 1, at Weber State, 09/23/17; at Northern Arizona, 10/21/17

### WHITE, Vincent

Points scored: 6, San Diego, 09/08/18  
Touchdowns: 1, San Diego, 09/08/18  
All-purpose yards: 81, at Weber State, 09/23/17  
Kick returns: 5 [t-4th], at Weber State, 09/23/17  
Kick return yards: 81, at Weber State, 09/23/17 (5 returns)  
Long kick return: 25, at Weber State, 09/23/17  
Interceptions: 1 [t-3rd], 4 times  
Long interception return: 48 [3rd], San Diego, 09/08/18  
Tackles: 11, at Weber State, 11/07/15 (5-6)  
Sacks: .5, at Montana, 10/27/18 (0-1)  
Tackles for loss: 2.0, at Weber State, 11/07/15 (2-0)  
Fumbles forced: 1 [t-3rd], at Portland State, 09/16/17; North Dakota,  
09/30/17; at Cal Poly, 10/20/18  
Pass breakups: 4 [t-1st], at Portland State, 09/16/17; Idaho State, 10/13/18

### WILSON, Andrew

Tackles: 4, San Diego, 09/09/17 (1-3); vs Sacramento State, 11/17/18 (2-2)  
Sacks: .5, vs Sacramento State, 11/17/18 (0-1)  
Tackles for loss: 1.0, at Northern Arizona, 10/21/17 (1-0)

**Brackets indicates Big Sky-era single-game record**



## INDIVIDUAL SEASON/CAREER STATS

SEASON										CAREER									
Rushing																			
	gp	att	gain	loss	net	avg	td	lg	avg/g		gp	att	gain	loss	net	avg	td	lg	avg/g
GILLIAM, Ulonzo	12	160	875	31	844	5.3	11	46	70.3		12	160	875	31	844	5.3	11	46	70.3
THOMAS, Tehran	11	98	683	8	675	6.9	6	69	61.4		18	136	975	11	964	7.1	8	69	53.6
MODISE, Namane	12	50	316	23	293	5.9	2	43	24.4		23	129	668	46	622	4.8	2	48	27.0
DOSS, Keelan	12	10	82	0	82	8.2	0	19	6.8		43	11	124	0	124	11.3	1	42	2.9
CRAWFORD, C.	10	15	60	6	54	3.6	1	22	5.4		10	15	60	6	54	3.6	1	22	5.4
HICKS, Ethan	12	4	30	1	29	7.2	1	25	2.4		41	5	32	1	31	6.2	1	25	0.8
HARRELL, Jared	12	7	35	7	28	4.0	0	14	2.3		19	10	51	7	44	4.4	0	14	2.3
VAUGHN, Khris	10	3	17	0	17	5.7	0	8	1.7		16	3	17	0	17	5.7	0	8	1.1
KRAFT, Justin	12	5	18	1	17	3.4	0	8	1.4		12	5	18	1	17	3.4	0	8	1.4
RODRIGUES, H.	3	2	14	0	14	7.0	0	13	4.7		3	2	14	0	14	7.0	0	13	4.7
MARTINEZ, Ryan	12	2	8	0	8	4.0	0	5	0.7		25	2	8	0	8	4.0	0	5	0.3
SPENCER, C.J.	6	3	6	3	3	1.0	1	4	0.5		30	59	204	79	125	2.1	9	14	4.2
LAYTON, M.	2	6	5	3	2	0.3	0	2	1.0		24	77	288	19	269	3.5	0	14	11.2
FACEY, Trever	2	1	0	0	0	0.0	0	0	0.0		2	1	0	0	0	0.0	0	0	0.0
JOHNSON, Brock	3	1	0	1	-1	-1.0	0	0	-0.3		3	1	0	1	-1	-1.0	0	0	-0.3
OLAVE, Isiah	12	1	0	6	-6	-6.0	0	0	-0.5		45	1	0	6	-6	-6.0	0	0	-0.1
TEAM	4	10	0	32	-32	-3.2	0	0	-8.0										
MAIER, Jake	12	32	57	116	-59	-1.8	3	13	-4.9		23	78	172	252	-80	-1.0	4	17	-3.5
Total	12	410	2206	238	1968	4.8	25	69	164.0										
Opponents	12	548	2576	381	2195	4.0	20	58	182.9										
Passing																			
	gp	effic	comp-att-int	pct	yds	td	lg	avg/g		gp	effic	comp-att-int	pct	yds	td	lg	avg/g		
MAIER, Jake	12	142.23	338-519-8	65.1	3697	32	77	308.1		23	146.96	644-965-18	66.7	7366	58	77	320.3		
JOHNSON, Brock	3	235.20	6-9-0	66.7	102	2	38	34.0		3	235.20	6-9-0	66.7	102	2	38	34.0		
RODRIGUES, H.	3	118.62	6-9-2	66.7	64	1	26	21.3		3	118.62	6-9-2	66.7	64	1	26	21.3		
CRAWFORD, C.	10	114.08	1-5-0	20.0	56	0	56	5.6		10	114.08	1-5-0	20.0	56	0	56	5.6		
FAULK, Gunnor	1	0.00	0-2-0	0.0	0	0	0	0.0		1	0.00	0-2-0	0.0	0	0	0	0.0		
TEAM	4	0.00	0-1-0	0.0	0	0	0	0.0											
Total	12	142.33	351-545-10	64.4	3919	35	77	326.6											
Opponents	12	122.59	224-409-16	54.8	2937	19	79	244.8											
Receiving																			
	gp	no.	yds	avg	td	lg	avg/g			gp	no.	yds	avg	td	lg	avg/g			
DOSS, Keelan	12	109	1191	10.9	9	43	99.2			43	312	3926	12.6	28	75	91.3			
HARRELL, Jared	12	59	840	14.2	5	77	70.0			19	74	1039	14.0	7	77	54.7			
GILLIAM, Ulonzo	12	50	350	7.0	3	34	29.2			12	50	350	7.0	3	34	29.2			
PREECE, Wesley	12	26	322	12.4	9	56	26.8			33	70	949	13.6	18	56	28.8			
KRAFT, Justin	12	26	275	10.6	2	45	22.9			12	26	275	10.6	2	45	22.9			
CRAWFORD, C.	10	23	209	9.1	1	43	20.9			10	23	209	9.1	1	43	20.9			
THOMAS, Tehran	11	13	138	10.6	2	39	12.5			18	19	189	9.9	2	39	10.5			
VAUGHN, Khris	10	12	205	17.1	0	64	20.5			16	18	329	18.3	0	64	20.6			
LIVINGSTON, D.	11	10	122	12.2	1	20	11.1			11	10	122	12.2	1	20	11.1			
HYMAN, Matthew	11	6	94	15.7	0	38	8.5			11	6	94	15.7	0	38	8.5			
MODISE, Namane	12	4	46	11.5	1	19	3.8			23	19	187	9.8	2	38	8.1			
JBEILY, Elias	11	4	32	8.0	0	12	2.9			21	8	63	7.9	0	12	3.0			
MARTINEZ, Gabe	11	3	36	12.0	1	16	3.3			28	14	130	9.3	1	20	4.6			
SPENCER, C.J.	6	2	43	21.5	1	26	7.2			30	7	86	12.3	1	26	2.9			
SKEPTARIS, C.	11	1	11	11.0	0	11	1.0			21	10	81	8.1	2	18	3.9			
NIXON, Luka	2	1	11	11.0	0	11	5.5			2	1	11	11.0	0	11	5.5			
LAYTON, M.	2	1	0	0.0	0	0	0.0			24	6	42	7.0	0	15	1.8			
RICHARDSON, K.	12	1	-6	-6.0	0	0	-0.5			13	1	-6	-6.0	0	0	-0.5			
Total	12	351	3919	11.2	35	77	326.6												
Opponents	12	224	2937	13.1	19	79	244.8												

# 12-8 at Eastern Washington >> Roos Field >> Spokane, Wash.

## SEASON

## CAREER

Total Offense	g	plays	rush	pass	total	avg/g	g	plays	rush	pass	total	avg/g
MAIER, Jake	12	551	-59	3697	3638	303.2	23	1043	-80	7366	7286	316.8
GILLIAM, Ulonzo	12	160	844	0	844	70.3	12	160	844	0	844	70.3
THOMAS, Tehran	11	98	675	0	675	61.4	18	136	964	0	964	53.6
MODISE, Namane	12	50	293	0	293	24.4	23	129	622	0	622	27.0
CRAWFORD, C.	10	20	54	56	110	11.0	10	20	54	56	110	11.0
JOHNSON, Brock	3	10	-1	102	101	33.7	3	10	-1	102	101	33.7
DOSS, Keelan	12	10	82	0	82	6.8	43	11	124	0	124	2.9
RODRIGUES, H.	3	11	14	64	78	26.0	3	11	14	64	78	26.0
HICKS, Ethan	12	4	29	0	29	2.4	41	5	31	0	31	0.8
HARRELL, Jared	12	7	28	0	28	2.3	19	10	44	0	44	2.3
VAUGHN, Khris	10	3	17	0	17	1.7	16	3	17	0	17	1.1
KRAFT, Justin	12	5	17	0	17	1.4	12	5	17	0	17	1.4
MARTINEZ, Ryan	12	2	8	0	8	0.7	25	2	8	0	8	0.3
SPENCER, C.J.	6	3	3	0	3	0.5	30	214	125	1091	1216	40.5
LAYTON, M.	2	6	2	0	2	1.0	24	77	269	0	269	11.2
OLAVE, Isiah	12	1	-6	0	-6	-0.5	45	1	-6	0	-6	-0.1
TEAM	4	11	-32	0	-32	-8.0						
Total	12	955	1968	3919	5887	490.6						
Opponents	12	957	2195	2937	5132	427.7						

Scoring	td	fg	PAT				dxp	saf	pts	td	fg	PAT				dxp	saf	pts
			kick	rush	rcv	pass						kick	rush	rcv	pass			
O'ROURKE, Max	-	13-17	53-54	-	-	-	-	-	92	-	21-28	99-101	-	-	-	-	-	162
GILLIAM, Ulonzo	14	-	-	-	1	-	-	-	86	14	-	-	-	1	-	-	-	86
DOSS, Keelan	9	-	-	-	-	-	-	-	54	29	-	-	-	-	-	-	-	174
PREECE, Wesley	9	-	-	-	-	-	-	-	54	18	-	-	-	-	-	-	-	108
THOMAS, Tehran	8	-	-	-	-	-	-	-	48	10	-	-	-	-	-	-	-	60
HARRELL, Jared	5	-	-	-	1	-	-	-	32	7	-	-	-	1	-	-	-	44
MODISE, Namane	4	-	-	-	-	-	-	-	24	6	-	-	-	-	-	-	-	36
MAIER, Jake	3	-	-	-	-	3-3	-	-	18	4	-	-	-	-	3-4	-	-	24
KRAFT, Justin	2	-	-	-	1	-	-	-	14	2	-	-	-	1	-	-	-	14
CRAWFORD, C.	2	-	-	-	-	-	-	-	12	2	-	-	-	-	-	-	-	12
SPENCER, C.J.	2	-	-	-	-	-	-	-	12	10	-	-	-	-	0-1	-	-	60
BLAIR, Matt	-	1-3	6-6	-	-	-	-	-	9	-	12-19	39-45	-	-	-	-	-	75
HICKS, Ethan	1	-	-	-	-	-	-	-	6	4	-	-	-	-	-	-	-	24
WHITE, Vincent	1	-	-	-	-	-	-	-	6	1	-	-	-	-	-	-	-	6
MARTINEZ, Gabe	1	-	-	-	-	-	-	-	6	1	-	-	-	-	-	-	-	6
LIVINGSTON, D.	1	-	-	-	-	-	-	-	6	1	-	-	-	-	-	-	-	6
O'CANSEY, Roland	1	-	-	-	-	-	-	-	6	1	-	-	-	-	-	-	-	6
TEAM	-	-	-	-	-	-	-	1	2									
OLAVE, Isiah	-	-	-	-	-	-	-	-	0	1	-	-	-	-	-	-	-	6
Total	63	14-20	59-60	-	3	3-3	-	1	487									
Opponents	40	13-19	35-37	-	3	3-3	-	1	322									

Punt Returns	no.	yds	avg	td	lg	no.	yds	avg	td	lg
THOMAS, Isaiah	28	134	4.8	0	34	50	282	5.6	0	39
OLAVE, Isiah	1	17	17.0	0	17	8	66	8.2	0	20
AIREY, Connor	1	7	7.0	0	0	1	7	7.0	0	0
MODISE, Namane	0	0	0.0	1	0	0	0	0.0	1	0
Total	30	158	5.3	1	34					
Opponents	14	130	9.3	0	34					

Kick Returns	no.	yds	avg	td	lg	no.	yds	avg	td	lg
MODISE, Namane	32	746	23.3	0	43	51	1280	25.1	1	100
MARTINEZ, Ryan	6	107	17.8	0	23	6	107	17.8	0	23
SKEPTARIS, C.	1	15	15.0	0	15	1	15	15.0	0	15
TEAM	1	0	0.0	0	0					
PERRYMAN, J.	1	0	0.0	0	0	1	0	0.0	0	0
AMADI, Jon	1	15	15.0	0	15	1	15	15.0	0	15
THOMAS, Isaiah	0	0	0.0	0	0	1	12	12.0	0	12
Total	42	883	21.0	0	43					
Opponents	32	511	16.0	0	26					

**12-8 at Eastern Washington >> Roos Field >> Spokane, Wash.**

**SEASON**

**CAREER**

<b>Interceptions</b>	<b>no.</b>	<b>yds</b>	<b>avg</b>	<b>td</b>	<b>lg</b>
MOE, Mason	3	61	20.3	0	37
WHITE, Vincent	2	69	34.5	1	48
PERRYMAN, J.	2	21	10.5	0	13
KING, Devon	2	39	19.5	0	24
PEACOCK, Cade	1	4	4.0	0	4
DUNCAN, Erron	1	-9	-9.0	0	0
GARCIA, Tiger	1	0	0.0	0	0
THOMAS, Isaiah	1	6	6.0	0	6
ANESI, Nas	1	9	9.0	0	9
OLAVE, Isiah	1	0	0.0	0	0
BENNETT, Quincy	1	0	0.0	0	0
Total	16	200	12.5	1	48
Opponents	10	292	29.2	1	83

<b>no.</b>	<b>yds</b>	<b>avg</b>	<b>td</b>	<b>lg</b>
3	61	20.3	0	37
4	130	32.5	1	48
2	21	10.5	0	13
2	39	19.5	0	24
1	4	4.0	0	4
1	-9	-9.0	0	0
1	0	0.0	0	0
1	6	6.0	0	6
1	9	9.0	0	9
3	10	3.3	1	11
1	0	0.0	0	0

<b>Fumble Returns</b>	<b>no.</b>	<b>yds</b>	<b>avg</b>	<b>td</b>	<b>lg</b>
O'CANSEY, Roland	1	34	34.0	1	34
Total	1	34	34.0	1	34
Opponents	1	13	13.0	0	13

<b>no.</b>	<b>yds</b>	<b>avg</b>	<b>td</b>	<b>lg</b>
1	34	34.0	1	34

<b>All Purpose</b>	<b>g</b>	<b>rush</b>	<b>rcv</b>	<b>pr</b>	<b>kr</b>	<b>ir</b>	<b>total</b>	<b>avg/g</b>
DOSS, Keelan	12	82	1191	0	0	0	1273	106.1
GILLIAM, Ulonzo	12	844	350	0	0	0	1194	99.5
MODISE, Naman	12	293	46	0	746	0	1085	90.4
HARRELL, Jared	12	28	840	0	0	0	868	72.3
THOMAS, Tehra	11	675	138	0	0	0	813	73.9
PREECE, Wesle	12	0	322	0	0	0	322	26.8
KRAFT, Justin	12	17	275	0	0	0	292	24.3
CRAWFORD, C.	10	54	209	0	0	0	263	26.3
VAUGHN, Khris	10	17	205	0	0	0	222	22.2
THOMAS, Isaiah	12	0	0	134	0	6	177	14.8
LIVINGSTON, D.	11	0	122	0	0	0	122	11.1
MARTINEZ, Rya	12	8	0	0	107	0	115	9.6
HYMAN, Matthe	11	0	94	0	0	0	94	8.5
WHITE, Vincent	12	0	0	0	0	69	69	5.8
MOE, Mason	12	0	0	0	0	61	61	5.1
SPENCER, C.J.	6	3	43	0	0	0	46	7.7
KING, Devon	12	0	0	0	0	39	39	3.2
MARTINEZ, Gab	11	0	36	0	0	0	36	3.3
JBEILY, Elias	11	0	32	0	0	0	32	2.9
HICKS, Ethan	12	29	0	0	0	0	29	2.4
SKEPTARIS, C.	11	0	11	0	15	0	26	2.4
PERRYMAN, J.	12	0	0	0	0	21	21	1.8
AMADI, Jon	8	0	0	0	15	0	15	1.9
RODRIGUES, H.	3	14	0	0	0	0	14	4.7
OLAVE, Isiah	12	-6	0	17	0	0	11	0.9
NIXON, Luka	2	0	11	0	0	0	11	5.5
ANESI, Nas	12	0	0	0	0	9	9	0.8
AIREY, Connor	12	0	0	7	0	0	7	0.6
PEACOCK, Cade	9	0	0	0	0	4	4	0.4
LAYTON, M.	2	2	0	0	0	0	2	1.0
JOHNSON, Broc	3	-1	0	0	0	0	-1	-0.3
RICHARDSON,	12	0	-6	0	0	0	-6	-0.5
DUNCAN, Erron	12	0	0	0	0	-9	-9	-0.8
TEAM	4	-32	0	0	0	0	-32	-8.0
MAIER, Jake	12	-59	0	0	0	0	-59	-4.9
Total	12	1968	3919	158	883	200	7165	597.1
Opponents	12	2195	2937	130	511	292	6065	505.4

<b>g</b>	<b>rush</b>	<b>rcv</b>	<b>pr</b>	<b>kr</b>	<b>ir</b>	<b>total</b>	<b>av</b>
43	124	3926	0	0	25	4075	9
12	844	350	0	0	0	1194	9
23	622	187	0	1280	0	2089	9
19	44	1039	0	114	0	1197	6
18	964	189	0	0	0	1153	6
33	0	949	0	0	0	949	2
12	17	275	0	0	0	292	2
10	54	209	0	0	0	263	2
16	17	329	0	0	0	346	2
23	0	0	282	12	6	337	1
11	0	122	0	0	0	122	1
25	8	0	0	107	0	115	
11	0	94	0	0	0	94	
41	0	0	0	81	130	211	
23	0	0	0	0	61	61	
30	125	86	0	0	0	211	
12	0	0	0	0	39	39	
28	0	130	0	0	0	130	
21	6	63	0	0	0	69	
41	31	41	0	23	0	95	
21	0	81	0	15	0	96	
13	0	0	0	0	21	21	
8	0	0	0	15	0	15	
3	14	0	0	0	0	14	
45	-6	0	66	0	10	70	
2	0	11	0	0	0	11	
35	0	36	0	0	9	45	
23	0	0	7	0	0	7	
9	0	0	0	0	4	4	
24	269	42	0	104	0	415	1
3	-1	0	0	0	0	-1	.
13	0	-6	0	0	0	-6	.
23	0	0	0	0	-9	-9	.
23	-80	0	0	0	0	-80	.

## STATS SNAPSHOT

Date	Opponent		Score	Att.
08/30/18	at San Jose State	W	44-38	12675
09/08/18	SAN DIEGO	W	54-21	7305
09/15/18	at #9 Stanford	L	10-30	31772
* 09/22/18	IDAHO	W	44-21	8179
* 10/05/18	at Northern Colorado	W	49-36	4155
* 10/13/18	IDAHO STATE	W	44-37	10849
* 10/20/18	at Cal Poly	W	52-10	8503
* 10/27/18	at Montana	W	49-21	24141
* 11/03/18	NORTHERN ARIZONA	W	42-20	7890
* 11/10/18	at #5 Eastern Washington	L	20-59	8789
* 11/17/18	vs Sacramento State	W	56-13	2482
^ 12/01/18	UNI	W	23-16	8306

\* - Big Sky Conference game

^ - NCAA FCS Second Round game

Rushing	gp	att	gain	loss	net	avg	td	lg	avg/g
GILLIAM, Ulonzo	12	160	875	31	844	5.3	11	46	70.3
THOMAS, Tehran	11	98	683	8	675	6.9	6	69	61.4
MODISE, Namane	12	50	316	23	293	5.9	2	43	24.4
DOSS, Keelan	12	10	82	0	82	8.2	0	19	6.8
CRAWFORD, C.	10	15	60	6	54	3.6	1	22	5.4
HICKS, Ethan	12	4	30	1	29	7.2	1	25	2.4
HARRELL, Jared	12	7	35	7	28	4.0	0	14	2.3
VAUGHN, Khris	10	3	17	0	17	5.7	0	8	1.7
KRAFT, Justin	12	5	18	1	17	3.4	0	8	1.4
RODRIGUES, H.	3	2	14	0	14	7.0	0	13	4.7
MARTINEZ, Ryan	12	2	8	0	8	4.0	0	5	0.7
SPENCER, C.J.	6	3	6	3	3	1.0	1	4	0.5
LAYTON, M.	2	6	5	3	2	0.3	0	2	1.0
Total	12	410	2206	238	1968	4.8	25	69	164.0
Opponents	12	548	2576	381	2195	4.0	20	58	182.9

Passing	gp	effic	comp-att-int	pct	yds	td	lg	avg/g
MAIER, Jake	12	142.23	338-519-8	65.1	3697	32	77	308.1
JOHNSON, Brock	3	235.20	6-9-0	66.7	102	2	38	34.0
RODRIGUES, H.	3	118.62	6-9-2	66.7	64	1	26	21.3
CRAWFORD, C.	10	114.08	1-5-0	20.0	56	0	56	5.6
FAULK, Gunnor	1	0.00	0-2-0	0.0	0	0	0	0.0
TEAM	4	0.00	0-1-0	0.0	0	0	0	0.0
Total	12	142.33	351-545-10	64.4	3919	35	77	326.6
Opponents	12	122.59	224-409-16	54.8	2937	19	79	244.8

Receiving	gp	no.	yds	avg	td	lg	avg/g
DOSS, Keelan	12	109	1191	10.9	9	43	99.2
HARRELL, Jared	12	59	840	14.2	5	77	70.0
GILLIAM, Ulonzo	12	50	350	7.0	3	34	29.2
PREECE, Wesley	12	26	322	12.4	9	56	26.8
KRAFT, Justin	12	26	275	10.6	2	45	22.9
CRAWFORD, C.	10	23	209	9.1	1	43	20.9
THOMAS, Tehran	11	13	138	10.6	2	39	12.5
VAUGHN, Khris	10	12	205	17.1	0	64	20.5
LIVINGSTON, D.	11	10	122	12.2	1	20	11.1
HYMAN, Matthew	11	6	94	15.7	0	38	8.5
MODISE, Namane	12	4	46	11.5	1	19	3.8
JBEILY, Elias	11	4	32	8.0	0	12	2.9
MARTINEZ, Gabe	11	3	36	12.0	1	16	3.3
SPENCER, C.J.	6	2	43	21.5	1	26	7.2
SKEPTARIS, C.	11	1	11	11.0	0	11	1.0
Total	12	351	3919	11.2	35	77	326.6
Opponents	12	224	2937	13.1	19	79	244.8

Field Goals	fg	pct.	01-19	20-29	30-39	40-49	50-99	lg	blk
BLAIR, Matt	1-3	33.3	0-0	0-0	0-2	0-0	1-1	51	0
O'ROURKE, Max	13-17	76.5	1-1	3-4	4-5	5-6	0-1	45	0

Scoring	td	fg	PAT				dxp	saf	pts
O'ROURKE, Max	-	13-17	kick	rush	rcv	pass	-	-	-
GILLIAM, Ulonzo	14	-	53-54	-	1	-	-	-	86
DOSS, Keelan	9	-	-	-	-	-	-	-	54
PREECE, Wesley	9	-	-	-	-	-	-	-	54
THOMAS, Tehran	8	-	-	-	-	-	-	-	48
HARRELL, Jared	5	-	-	-	1	-	-	-	32
MODISE, Namane	4	-	-	-	-	-	-	-	24
MAIER, Jake	3	-	-	-	-	3-3	-	-	18
KRAFT, Justin	2	-	-	-	1	-	-	-	14
CRAWFORD, C.	2	-	-	-	-	-	-	-	12

Record:	Overall	Home	Away	Neutral
All games	10-2	5-0	4-2	1-0
Conference	7-1	3-0	3-1	1-0
Non-Conference	3-1	2-0	1-1	0-0

Team Statistics	UCD	OPP
FIRST DOWNS	295	260
Rushing	94	115
Passing	174	127
Penalty	27	18
RUSHING YARDAGE	1968	2195
Rushing Attempts	410	548
Average Per Rush	4.8	4.0
Average Per Game	164.0	182.9
TDs Rushing	25	20
PASSING YARDAGE	3919	2937
Comp-Att-Int	351-545-10	224-409-16
Average Per Pass	7.2	7.2
Average Per Catch	11.2	13.1
Average Per Game	326.6	244.8
TDs Passing	35	19
TOTAL OFFENSE	5887	5132
Average Per Play	6.2	5.4
Average Per Game	490.6	427.7
KICK RETURNS: #Yards	42-883	32-511
PUNT RETURNS: #Yards	30-158	14-130
INT RETURNS: #Yards	16-200	10-292
FUMBLES-LOST	17-5	14-7
PENALTIES-Yards	84-711	90-799
PUNTS-AVG	64-41.0	71-40.3
TIME OF POSSESSION/Game	26:53	32:42
3RD-DOWN Conversions	82/193	79/211
4TH-DOWN Conversions	15/24	15/28

Interceptions	no.	yds	avg	td	lg
MOE, Mason	3	61	20.3	0	37
WHITE, Vincent	2	69	34.5	1	48
KING, Devon	2	39	19.5	0	24
PERRYMAN, J.	2	21	10.5	0	13
ANESI, Nas	1	9	9.0	0	9
DUNCAN, Erron	1	-9	-9.0	0	0
THOMAS, Isaiah	1	6	6.0	0	6
OLAVE, Isiah	1	0	0.0	0	0
GARCIA, Tiger	1	0	0.0	0	0
BENNETT, Quincy	1	0	0.0	0	0
PEACOCK, Cade	1	4	4.0	0	4

Punting	no.	yds	avg	lg	tb	fc	i20	50+	blk
WHELAN, Daniel	60	2488	41.5	58	3	25	25	16	0
BLAIR, Matt	2	64	32.0	48	0	0	1	0	0
MAIER, Jake	2	71	35.5	38	2	0	0	0	0

Punt Returns	no.	yds	avg	td	lg
THOMAS, Isaiah	28	134	4.8	0	34
OLAVE, Isiah	1	17	17.0	0	17
AIREY, Connor	1	7	7.0	0	0
MODISE, Namane	0	0	0.0	1	0
Total	30	158	5.3	1	34
Opponents	14	130	9.3	0	34

Kick Returns	no.	yds	avg	td	lg
MODISE, Namane	32	746	23.3	0	43
MARTINEZ, Ryan	6	107	17.8	0	23
TEAM	1	0	0.0	0	0
AMADI, Jon	1	15	15.0	0	15
PERRYMAN, J.	1	0	0.0	0	0
SKEPTARIS, C.	1	15	15.0	0	15
THOMAS, Isaiah	0	0	0.0	0	0
Total	42	883	21.0	0	43
Opponents	32	511	16.0	0	26

All Purpose	g	rush	rcv	pr	kr	ir	total	avg/g
DOSS, Keelan	12	82	1191	0	0	0	1273	106.1
GILLIAM, Ulonzo	12	844	350	0	0	0	1194	99.5
MODISE, Naman	12	293	46	0	746	0	1085	90.4
HARRELL, Jared	12	28	840	0	0	0	868	72.3
THOMAS, Tehra	11	675	138	0	0	0	813	73.9
Total	12	1968	3919	158	883	200	7165	597.1



## TEAM STATS

Team Statistics	UC DAVIS	OPP
SCORING	487	322
Points Per Game	40.6	26.8
Points Off Turnovers	89	35
FIRST DOWNS	295	260
Rushing	94	115
Passing	174	127
Penalty	27	18
RUSHING YARDAGE	1968	2195
Yards gained rushing	2206	2576
Yards lost rushing	238	381
Rushing Attempts	410	548
Average Per Rush	4.8	4.0
Average Per Game	164.0	182.9
TDs Rushing	25	20
PASSING YARDAGE	3919	2937
Comp-Att-Int	351-545-10	224-409-16
Average Per Pass	7.2	7.2
Average Per Catch	11.2	13.1
Average Per Game	326.6	244.8
TDs Passing	35	19
TOTAL OFFENSE	5887	5132
Total Plays	955	957
Average Per Play	6.2	5.4
Average Per Game	490.6	427.7
KICK RETURNS: #-Yards	42-883	32-511
PUNT RETURNS: #-Yards	30-158	14-130
INT RETURNS: #-Yards	16-200	10-292
KICK RETURN AVERAGE	21.0	16.0
PUNT RETURN AVERAGE	5.3	9.3
INT RETURN AVERAGE	12.5	29.2
FUMBLES-LOST	17-5	14-7
PENALTIES-Yards	84-711	90-799
Average Per Game	59.2	66.6
PUNTS-Yards	64-2623	71-2858
Average Per Punt	41.0	40.3
Net punt average	37.4	36.3
KICKOFFS-Yards	85-4842	62-3675
Average Per Kick	57.0	59.3
Net kick average	41.2	38.6
TIME OF POSSESSION/Game	26:53	32:42
3RD-DOWN Conversions	82/193	79/211
3rd-Down Pct	42%	37%
4TH-DOWN Conversions	15/24	15/28
4th-Down Pct	62%	54%
SACKS BY-Yards	32-244	13-108
MISC YARDS	37	0
TOUCHDOWNS SCORED	63	40
FIELD GOALS-ATTEMPTS	14-20	13-19
ON-SIDE KICKS	0-0	2-4
RED-ZONE SCORES	(53-59) 90%	(41-51) 80%
RED-ZONE TOUCHDOWNS	(45-59) 76%	(29-51) 57%
PAT-ATTEMPTS	(59-60) 98%	(35-37) 95%
ATTENDANCE	42529	90035
Games/Avg Per Game	5/8506	6/15006
Neutral Site Games		1/2482

Score by Quarters	1st	2nd	3rd	4th	OT	Total
UC Davis	117	133	89	141	7	487
Opponents	50	102	72	98	0	322

## DEFENSIVE STATS

#	Defensive Leaders	gp	Tackles				Sacks no-yds	Pass defense			Fumbles		blkd	
			ua	a	tot	tfl/yds		int-yds	brup	qbh	rcv-yds	ff	kick	saf
34	MOE, Mason	12	44	29	73	17.0-63	8.5-49	3-61	6	4	1-0	1	.	.
55	BLAND, Montell	12	41	26	67	6.0-25	1.5-16	.	.	3	1-0	.	.	.
5	OLAVE, Isiah	12	33	27	60	1.0-4	.	1-0	7	1	.	.	.	.
6	BAUMGART, A.	12	32	20	52	5.0-26	3.5-23	.	1	1	.	.	.	.
16	DUNCAN, Erron	12	38	11	49	1.5-2	.	1--9	5	.	.	.	.	.
21	KING, Devon	12	33	14	47	3.5-17	1.0-11	2-39	.	.	1-0	3	.	.
36	AIREY, Connor	12	26	20	46	5.0-33	3.0-30	.	2	1	.	.	1	.
45	FLOWERS, Eric	12	23	23	46	1.0-1	.	.	.	2	1-0	.	.	.
28	PARENTEAU, Ryan	12	20	21	41	4.0-11	1.0-6	.	4	.	.	1	.	.
20	WHITE, Vincent	12	31	9	40	1.5-9	0.5-4	2-69	18	.	.	1	.	.
47	TRIMBLE, Cam	11	24	12	36	2.5-17	1.0-7	.	1	.	1-0	1	.	.
94	FRANKLIN, J.	12	17	18	35	4.0-22	2.0-19	.	1	3	.	.	.	.
8	ANESI, Nas	12	16	18	34	2.0-3	.	1-9	.	2	.	.	.	.
57	CLOUD, Terrell	11	15	19	34	5.5-15	1.0-5	.	.	2	.	.	.	.
95	OCANSEY, Roland	12	12	16	28	4.5-26	2.5-23	.	1	1	1-34	1	.	.
1	THOMAS, Isaiah	12	14	11	25	.	.	1-6	.	.	.	.	.	.
48	JAMISON, B.	8	15	9	24	7.0-36	3.5-29	.	.	1	1-0	.	1	.
33	BENNETT, Quincy	11	13	10	23	3.0-4	.	1-0	1	.	.	.	.	.
4	GARCIA, Tiger	8	15	4	19	.	.	1-0	1	.	.	.	.	.
23	PERRYMAN, J.	12	16	2	18	.	.	2-21	3	.	.	.	.	.
97	WILSON, Andrew	6	8	5	13	0.5-5	0.5-5	.	.	.	.	.	.	.
90	PEACOCK, Cade	9	4	8	12	1.0-5	1.0-5	1-4	.	.	.	.	.	.
99	RODGERS, Bryce	5	3	8	11	1.5-3	.	.	.	.	.	.	.	.
10	WHITE, Jaylin	4	6	2	8	2.0-11	1.0-10	.	.	.	.	.	.	.
96	O'BRION, Hunter	7	6	1	7	2.0-6	.	.	.	.	.	.	.	.
31	AMADI, Jon	8	6	1	7	1.0-3	.	.	1	.	.	.	.	.
61	HUNKIN, Fabian	7	3	3	6	.	.	.	.	.	.	.	.	.
26	JANUSKA, Josh	12	5	1	6	.	.	.	1	.	.	.	.	.
29	MARTINEZ, Ryan	12	2	3	5	.	.	.	.	.	.	.	.	.
35	LESANE, Khanii	8	4	1	5	2.0-3	.	.	1	1	.	1	.	.
14	CALLOWAY, D.	7	1	3	4	.	.	.	.	.	.	.	.	.
91	FEHRENBACH, N.	8	1	3	4	1.0-5	0.5-2	.	.	.	.	.	.	.
30	HICKS, Ethan	12	1	3	4	.	.	.	.	.	.	.	.	.
59	SAYLES, Terrell	6	.	3	3	.	.	.	.	.	.	.	.	.
98	ALOMA, John	12	2	1	3	.	.	.	.	.	.	.	.	.
1F	FRAZIER, Da'Von	1	1	1	2	.	.	.	.	.	.	.	.	.
79	RICHARDSON, K.	12	1	1	2	.	.	.	.	.	.	.	.	.
37	WHELAN, Daniel	12	2	.	2	.	.	.	.	.	.	.	.	.
7	LEE, Brandyn	7	2	.	2	.	.	.	1	.	.	.	.	.
18	PERKINS, Evan	4	1	1	2	.	.	.	1	.	.	.	.	.
15	MAIER, Jake	12	1	.	1	.	.	.	.	.	.	.	.	.
93	NIXON, Luka	2	.	1	1	.	.	.	.	.	.	.	.	.
11	RODRIGUES, H.	3	1	.	1	.	.	.	.	.	.	.	.	.
44	SKEPTARIS, C.	11	1	.	1	1.0-5	.	.	.	.	.	.	.	.
27	JBEILY, Elias	11	1	.	1	.	.	.	.	.	.	.	.	.
77	HUFFORD, Ramsey	12	1	.	1	.	.	.	.	.	.	.	.	.
53	EATON, Nick	2	.	1	1	.	.	.	1	.	.	.	.	.
49	MILLER, Pat	9	1	.	1	.	.	.	.	.	.	.	.	.
22	KNOX, Amir	5	.	1	1	.	.	.	.	.	.	.	.	.
69	SUANI, Josiah	4	.	1	1	.	.	.	.	.	.	.	.	.
41	THOMAS, Tehran	11	1	.	1	.	.	.	.	.	.	.	.	.
2	HARRELL, Jared	12	1	.	1	.	.	.	.	.	.	.	.	.
13	MODISE, Namane	12	1	.	1	.	.	.	.	.	.	.	.	.
40	GILLIAM, Ulonzo	12	.	1	1	.	.	.	.	.	.	.	.	.



## TEAM GAME-BY-GAME STATS

**UC DAVIS**

Date	Opponent	Rushing				Receiving				Passing				Kick Returns				Punt Returns				tot off
		no.	yds	td	lg	no.	yds	td	lg	cmp-att-int	yds	td	lg	no.	yds	td	lg	no.	yds	td	lg	
08/30/18	at San Jose State	34	143	3	22	37	446	3	49	37-57-1	446	3	49	3	58	0	23	2	12	0	8	589
09/08/18	SAN DIEGO	34	96	4	26	27	376	2	64	27-51-0	376	2	64	4	82	0	38	6	50	0	20	472
09/15/18	at Stanford	21	50	0	33	28	258	1	26	28-56-2	258	1	26	0	0	0	0	0	0	0	0	308
09/22/18	IDAHO	52	256	1	48	25	256	3	34	25-39-0	256	3	34	2	41	0	21	3	17	1	10	512
10/05/18	at Northern Colorado	35	116	2	18	31	408	5	49	31-44-0	408	5	49	4	74	0	30	3	14	0	9	524
10/13/18	IDAHO STATE	33	150	1	23	40	382	5	45	40-51-1	382	5	45	7	163	0	43	2	31	0	34	532
10/20/18	at Cal Poly	26	232	1	44	17	200	5	41	17-33-0	200	5	41	1	28	0	28	3	7	0	5	432
10/27/18	at Montana	34	171	3	56	37	348	3	56	37-50-0	348	3	56	2	42	0	22	1	4	0	4	519
11/03/18	NORTHERN ARIZONA	43	215	3	43	21	262	3	39	21-33-1	262	3	39	3	68	0	27	3	11	0	17	477
11/10/18	at Eastern Washington	27	200	2	69	23	195	0	26	23-43-3	195	0	26	9	194	0	37	1	15	0	15	395
11/17/18	vs Sacramento State	35	213	4	34	37	478	4	77	37-46-0	478	4	77	3	48	0	21	5	-4	0	7	691
12/01/18	UNI	36	126	1	19	28	310	1	45	28-42-2	310	1	45	4	85	0	24	1	1	0	1	436
UC Davis		410	1968	25	69	351	3919	35	77	351-545-10	3919	35	77	42	883	0	43	30	158	1	34	5887
		548	2195	20	58	224	2937	19	79	224-409-16	2937	19	79	32	511	0	26	14	130	0	34	5132

Games: 12 • Avg/rush: 4.8 • Avg/catch: 11.2 • Pass effic: 142.33 • KR avg: 21.0 • PR avg: 5.3 • All purpose avg/game: 597.1 • Total offense avg/gm: 490.6

Date	Opponent	Tackles				Sacks	Fumble		Pass Defense			blkd kick	PAT Attempts			off		
		ua	a	total	tfl-yds		ff	fr-yds	int-yds	qbh	brup		kick	rush	rcv	saf	t/o	pts
08/30/1	at San Jose State	47	35	82	5.0-26	3.0-24	0	1-0	2-0	5	5	0	6-6	0	0	1	7	44
09/08/1	SAN DIEGO	38	30	68	7.0-23	2.0-14	0	0-0	2-52	0	6	0	6-7	0	0	0	13	54
09/15/1	at Stanford	35	34	69	5.0-19	2.0-12	0	0-0	2-15	5	3	0	1-1	0	0	0	3	10
09/22/1	IDAHO	45	20	65	6.0-28	2.0-22	2	1-0	1-24	2	8	1	5-5	0	0	0	3	44
10/05/1	at Northern Colorado	56	4	60	9.0-65	5.0-47	1	1-0	2-13	0	4	0	7-7	0	0	0	21	49
10/13/1	IDAHO STATE	57	22	79	9.0-32	4.0-23	0	0-0	1-0	0	6	1	4-4	0	2	0	0	44
10/20/1	at Cal Poly	61	38	99	11.0-31	1.0-9	2	2-34	0-0	0	2	0	7-7	0	0	0	14	52
10/27/1	at Montana	44	38	82	11.0-46	6.0-38	2	1-0	3-47	1	4	0	5-5	0	1	0	21	49
11/03/1	NORTHERN ARIZONA	43	38	81	7.0-30	2.0-17	0	0-0	1-37	0	2	1	6-6	0	0	0	7	42
11/10/1	at Eastern Washington	39	62	101	7.0-13	1.0-2	1	1-0	0-0	3	3	0	2-2	0	0	0	0	20
11/17/1	vs Sacramento State	40	30	70	3.0-19	2.0-14	0	0-0	0-0	1	7	0	8-8	0	0	0	0	56
12/01/1	UNI	42	22	64	6.0-28	2.0-22	1	0-0	2-12	5	7	0	2-2	0	0	0	0	23
UC Davis		547	373	920	86.0-360	32.0-244	9	7-34	16-200	22	57	3	59-60	0	3	1	89	487
		530	370	900	61.0-220	13.0-108	10	5-13	10-292	28	67	0	35-37	0	3	1	35	322

		Punting										Field Goals			Kickoffs				
Date	Opponent	no.	yds	avg	long	blkd	tb	fc	50+	i20	md-att	long	blkd	no.	yds	avg	tb	ob	
08/30/1	at San Jose State	8	309	38.6	56	0	2	3	2	4	0-2	0	0	7	330	47.1	0	0	
09/08/1	SAN DIEGO	7	285	40.7	58	0	0	3	2	3	2-2	45	0	9	581	64.6	5	0	
09/15/1	at Stanford	6	239	39.8	57	0	0	0	1	2	1-2	26	0	2	103	51.5	1	0	
09/22/1	IDAHO	4	164	41.0	56	0	1	0	2	1	3-3	35	0	8	498	62.2	5	0	
10/05/1	at Northern Colorado	2	76	38.0	41	0	0	2	0	1	0-1	0	0	9	522	58.0	3	2	
10/13/1	IDAHO STATE	6	229	38.2	50	0	0	2	1	3	0-0	0	0	6	258	43.0	0	1	
10/20/1	at Cal Poly	6	247	41.2	55	0	0	3	1	2	1-1	43	0	9	497	55.2	2	0	
10/27/1	at Montana	6	259	43.2	52	0	0	3	2	2	2-2	42	0	9	584	64.9	7	0	
11/03/1	NORTHERN ARIZONA	7	281	40.1	54	0	2	1	1	2	0-0	0	0	7	365	52.1	2	0	
11/10/1	at Eastern Washington	5	234	46.8	52	0	0	3	2	2	2-3	51	0	5	237	47.4	1	0	
11/17/1	vs Sacramento State	4	171	42.8	58	0	0	3	2	3	0-0	0	0	9	585	65.0	6	0	
12/01/1	UNI	3	129	43.0	46	0	0	2	0	1	3-4	35	0	5	282	56.4	1	0	
UC Davis		64	2623	41.0	58	0	5	25	16	26	14-20	51	0	85	4842	57.0	33	3	
		71	2858	40.3	59	1	6	22	10	12	13-19	46	0	62	3675	59.3	16	2	

# 12-8 at Eastern Washington >> Roos Field >> Spokane, Wash.

## OPPONENTS

Date	Opponent	Rushing				Receiving				Passing				Kick Returns				Punt Returns				tot off
		no.	yds	td	lg	no.	yds	td	lg	cmp-att-int	yds	td	lg	no.	yds	td	lg	no.	yds	td	lg	
08/30/18	at San Jose State	38	141	2	23	28	365	3	79	28-52-2	365	3	79	4	63	0	22	2	9	0	6	506
09/08/18	SAN DIEGO	30	65	1	14	21	296	2	51	21-39-2	296	2	51	4	57	0	22	1	16	0	16	361
09/15/18	at Stanford	33	137	1	38	17	214	2	53	17-33-2	214	2	53	1	3	0	3	3	59	0	30	351
09/22/18	IDAHO	32	117	0	22	25	299	3	46	25-46-1	299	3	46	3	44	0	21	1	34	0	34	416
10/05/18	at Northern Colorado	40	66	2	12	28	387	2	34	28-48-2	387	2	34	3	38	0	23	0	0	0	0	453
10/13/18	IDAHO STATE	56	243	3	58	19	319	2	42	19-30-1	319	2	42	1	15	0	15	2	4	0	4	562
10/20/18	at Cal Poly	75	304	1	35	6	48	0	14	6-10-0	48	0	14	4	61	0	18	1	0	0	0	352
10/27/18	at Montana	38	167	1	25	27	246	2	45	27-43-3	246	2	45	2	41	0	23	2	-1	0	0	413
11/03/18	NORTHERN ARIZONA	66	320	2	49	4	66	1	49	4-12-1	66	1	49	2	26	0	22	1	-2	0	0	386
11/10/18	at Eastern Washington	63	372	6	31	17	297	1	55	17-31-0	297	1	55	2	24	0	18	0	0	0	0	669
11/17/18	vs Sacramento State	46	170	0	24	10	127	1	34	10-25-0	127	1	34	3	66	0	26	0	0	0	0	297
12/01/18	UNI	31	93	1	18	22	273	0	44	22-40-2	273	0	44	3	73	0	25	1	11	0	11	366
Opponents		548	2195	20	58	224	2937	19	79	224-409-16	2937	19	79	32	511	0	26	14	130	0	34	5132
		410	1968	25	69	351	3919	35	77	351-545-10	3919	35	77	42	883	0	43	30	158	1	34	5887

Games: 12 • Avg/rush: 4.0 • Avg/catch: 13.1 • Pass effic: 122.59 • KR avg: 16.0 • PR avg: 9.3 • All purpose avg/game: 505.4 • Total offense avg/gm: 427.7

Date	Opponent	Tackles				Sacks	Fumble		Pass Defense			blkd kick	PAT Attempts			off		
		ua	a	total	tfl-yds		ff	fr-yds	int-yds	qbh	brup		kick	rush	rcv	saf	t/o	pts
08/30/1	at San Jose State	44	38	82	7.0-33	2.0-17	0	0-0	1-38	2	6	0	5-5	0	0	0	7	38
09/08/1	SAN DIEGO	51	24	75	9.0-56	3.0-28	3	1-13	0-0	3	6	0	3-3	0	0	0	7	21
09/15/1	at Stanford	23	48	71	4.0-6	0.0-0	0	0-0	2-32	4	10	0	3-3	0	0	0	0	30
09/22/1	IDAHO	56	28	84	8.0-25	1.0-10	1	0-0	0-0	1	5	0	3-3	0	0	0	0	21
10/05/1	at Northern Colorado	50	16	66	2.0-2	0.0-0	0	0-0	0-0	1	7	0	1-1	0	3	1	0	36
10/13/1	IDAHO STATE	58	32	90	2.0-10	1.0-7	1	1-0	1-83	0	1	0	4-5	0	0	0	0	37
10/20/1	at Cal Poly	27	22	49	0.0-0	0.0-0	1	1-0	0-0	3	7	0	1-1	0	0	0	0	10
10/27/1	at Montana	44	42	86	7.0-24	2.0-15	0	0-0	0-0	2	3	0	3-3	0	0	0	0	21
11/03/1	NORTHERN ARIZONA	41	32	73	3.0-5	0.0-0	0	0-0	1-11	3	3	0	2-3	0	0	0	0	20
11/10/1	at Eastern Washington	41	32	73	6.0-19	1.0-7	2	2-0	3-45	5	13	0	8-8	0	0	0	21	59
11/17/1	vs Sacramento State	47	34	81	4.0-6	0.0-0	2	0-0	0-0	1	3	0	1-1	0	0	0	0	13
12/01/1	UNI	48	22	70	9.0-34	3.0-24	0	0-0	2-83	3	3	0	1-1	0	0	0	0	16
Opponents		530	370	900	61.0-220	13.0-108	10	5-13	10-292	28	67	0	35-37	0	3	1	35	322
		547	373	920	86.0-360	32.0-244	9	7-34	16-200	22	57	3	59-60	0	3	1	89	487

Date	Opponent	Punting										Field Goals			Kickoffs				
		no.	yds	avg	long	blkd	tb	fc	50+	i20		md-att	long	blkd	no.	yds	avg	tb	ob
08/30/1	at San Jose State	6	238	39.7	57	0	0	1	1	0		1-2	29	0	7	406	58.0	3	1
09/08/1	SAN DIEGO	9	408	45.3	58	0	0	2	3	2		0-0	0	0	4	220	55.0	0	0
09/15/1	at Stanford	4	137	34.2	47	0	0	1	0	1		3-3	46	0	7	394	56.3	4	1
09/22/1	IDAHO	6	226	37.7	59	1	2	1	2	0		0-0	0	0	3	182	60.7	1	0
10/05/1	at Northern Colorado	4	161	40.2	45	0	0	0	0	0		1-1	36	0	4	258	64.5	0	0
10/13/1	IDAHO STATE	5	229	45.8	52	0	2	1	1	1		1-2	32	0	7	412	58.9	0	0
10/20/1	at Cal Poly	7	276	39.4	49	0	0	2	0	0		1-2	41	0	3	195	65.0	2	0
10/27/1	at Montana	6	234	39.0	59	0	0	5	1	3		0-1	0	0	4	257	64.2	2	0
11/03/1	NORTHERN ARIZONA	9	322	35.8	47	0	1	4	0	0		0-0	0	0	4	238	59.5	1	0
11/10/1	at Eastern Washington	5	199	39.8	57	0	0	3	1	4		1-1	24	0	10	545	54.5	1	0
11/17/1	vs Sacramento State	8	354	44.2	53	0	1	2	1	1		2-2	34	0	4	258	64.5	1	0
12/01/1	UNI	2	74	37.0	38	0	0	0	0	0		3-5	45	0	5	310	62.0	1	0
Opponents		71	2858	40.3	59	1	6	22	10	12		13-19	46	0	62	3675	59.3	16	2
		64	2623	41.0	58	0	5	25	16	26		14-20	51	0	85	4842	57.0	33	3



## INDIVIDUAL GAME-BY-GAME STATS



Total Tackles	UA-A	Total	SJSU	USD	STAN	IDAHO	NC	ISU	CP	UM	NAU	EWU	SAC	UNI
MOE, Mason	44-29	73	0-1	1-0	6-1	2-2	4-0	4-1	6-1	7-6	3-3	1-8	6-3	4-3
BLAND, Montell	41-26	67	2-2	3-0	1-3	4-1	4-0	6-3	2-1	5-2	4-7	7-4	0-2	3-1
OLAVE, Isiah	33-27	60	3-0	1-4	4-2	5-4	1-1	2-1	3-0	3-3	2-2	3-5	2-2	4-3
BAUMGART, A.	32-20	52	1-3	3-0	1-2	3-1	6-0	3-2	3-2	3-2	3-1	2-4	0-3	4-0
DUNCAN, Erron	38-11	49	9-1	2-0	2-1	0-1	3-0	1-1	5-0	3-1	1-2	6-3	3-0	3-1
KING, Devon	33-14	47	1-0	-	2-2	2-0	3-1	2-2	2-3	7-2	-	4-1	5-1	5-2
FLOWERS, Eric	23-23	46	3-2	2-3	0-1	-	2-0	3-1	2-3	2-5	3-1	2-4	2-2	2-1
AIREY, Connor	26-20	46	1-2	2-0	2-2	2-0	2-0	3-1	5-2	2-3	3-2	2-3	1-2	1-3
PARENTEAU, Ryan	20-21	41	3-4	0-1	1-3	-	2-0	2-1	6-0	0-2	4-3	1-3	1-3	0-1
WHITE, Vincent	31-9	40	4-2	2-1	3-2	3-0	4-0	6-0	1-0	3-1	3-2	-	1-0	1-1
TRIMBLE, Cam	24-12	36	1-0	2-2	2-2	3-0	2-1	3-0	4-4	2-1	1-1	0-1	4-0	DNP
FRANKLIN, J.	17-18	35	1-2	1-1	0-1	1-1	-	4-1	0-4	1-0	2-1	1-4	4-3	2-0
CLOUD, Terrell	15-19	34	1-0	2-0	1-1	1-0	1-0	3-3	1-3	1-4	3-3	1-5	DNP	-
ANESI, Nas	16-18	34	3-1	1-5	0-1	1-1	2-0	3-1	1-1	1-0	1-2	1-5	1-0	1-1
OCHANSEY, Roland	12-16	28	0-1	2-2	0-2	2-1	2-0	1-0	3-1	0-2	-	0-3	1-3	1-1
THOMAS, Isaiah	14-11	25	1-1	1-0	1-1	3-2	3-0	1-2	2-0	0-1	2-2	0-1	-	0-1
JAMISON, B.	15-9	24	2-3	2-1	1-0	-	3-0	5-2	1-0	DNP	DNP	1-3	DNP	DNP
BENNETT, Quincy	13-10	23	1-1	1-2	DNP	-	1-0	1-0	3-1	-	1-2	0-1	1-0	4-3
GARCIA, Tiger	15-4	19	4-2	4-0	DNP	3-2	2-0	-	1-0	1-0	DNP	DNP	DNP	-
PERRYMAN, J.	16-2	18	1-0	-	-	2-0	3-0	1-0	4-1	1-0	1-0	2-0	0-1	1-0
WILSON, Andrew	8-5	13	DNP	DNP	DNP	1-1	DNP	1-0	2-1	DNP	DNP	0-1	2-2	2-0
PEACOCK, Cade	4-8	12	DNP	0-3	2-1	-	-	-	DNP	1-1	1-1	0-2	-	DNP
RODGERS, Bryce	3-8	11	0-2	0-1	1-2	DNP	DNP	DNP	2-3	DNP	DNP	DNP	-	DNP
WHITE, Jaylin	6-2	8	4-1	1-1	-	DNP	DNP	DNP	DNP	DNP	1-0	DNP	DNP	DNP
O'BRIEN, Hunter	6-1	7	DNP	1-0	1-0	2-0	DNP	DNP	-	DNP	1-0	DNP	1-1	-
AMADI, Jon	6-1	7	1-0	-	0-1	-	4-0	-	DNP	DNP	DNP	-	1-0	DNP
JANUSKA, Josh	5-1	6	-	-	-	-	1-0	-	0-1	-	-	4-0	-	-
HUNKIN, Fabian	3-3	6	-	DNP	-	-	DNP	DNP	DNP	DNP	1-1	0-1	1-1	1-0
MARTINEZ, Ryan	2-3	5	0-1	0-1	1-0	1-0	-	-	-	0-1	-	-	-	-
LESANE, Khanii	4-1	5	DNP	1-0	1-1	1-0	-	DNP	DNP	-	1-0	-	-	DNP
HICKS, Ethan	1-3	4	-	1-0	-	-	-	-	0-2	-	-	-	0-1	-
FEHRENBACH, N.	1-3	4	DNP	-	-	-	0-1	-	DNP	-	0-2	DNP	1-0	DNP
CALLOWAY, D.	1-3	4	DNP	DNP	DNP	DNP	-	-	0-2	0-1	-	-	1-0	DNP
SAYLES, Terrell	0-3	3	DNP	0-1	0-1	0-1	DNP	DNP	-	-	DNP	DNP	-	DNP
ALOMA, John	2-1	3	-	1-0	-	-	-	1-0	0-1	-	-	-	-	-
PERKINS, Evan	1-1	2	DNP	0-1	DNP	1-0	DNP	DNP	DNP	DNP	-	-	DNP	DNP
LEE, Brandyn	2-0	2	DNP	DNP	-	-	1-0	DNP	1-0	-	DNP	-	DNP	-
RICHARDSON, K.	1-1	2	0-1	-	-	-	-	-	-	-	-	-	-	1-0
FRAZIER, DaVon	1-1	2	DNP	DNP	DNP	1-1	DNP	DNP	DNP	DNP	DNP	DNP	DNP	DNP
WHELAN, Daniel	2-0	2	-	-	1-0	1-0	-	-	-	-	-	-	-	-
NIXON, Luka	0-1	1	0-1	DNP	DNP	DNP	-	DNP	DNP	DNP	DNP	DNP	DNP	DNP
MILLER, Pat	1-0	1	DNP	-	-	-	DNP	-	1-0	-	-	DNP	-	-
MODISE, Namane	1-0	1	-	-	-	-	-	-	-	-	-	-	-	1-0
MAIER, Jake	1-0	1	-	-	-	-	-	1-0	-	-	-	-	-	-
HUFFORD, Ramsey	1-0	1	-	1-0	-	-	-	-	-	-	-	-	-	-
SUANI, Josiah	0-1	1	DNP	-	0-1	DNP	DNP	DNP	-	DNP	DNP	DNP	DNP	-
THOMAS, Tehran	1-0	1	DNP	-	-	-	-	-	-	-	1-0	-	-	-

## 12-8 at Eastern Washington >> Roos Field >> Spokane, Wash.

TACKLES FOR LOSS	UA-A	Total	SJSU	USD	STAN	IDAHO	NC	ISU	CP	UM	NAU	EWU	SAC	UNI
MOE, Mason	15-4	17.0	-	-	2.0-5	1.0-1	2.0-8	2.0-10	3.0-11	5.0-23	0.5-1	0.5-1	-	1.0-3
JAMISON, B.	5-4	7.0	0.5-0	1.5-3	1.0-9	-	1.0-13	2.5-10	-	DNP	DNP	0.5-1	DNP	DNP
BLAND, Montell	5-2	6.0	-	-	-	2.0-15	-	1.0-1	-	-	2.0-8	1.0-1	-	-
CLOUD, Terrell	3-5	5.5	-	-	-	-	-	1.0-2	-	1.5-7	0.5-2	2.5-4	DNP	-
BAUMGART, A.	4-2	5.0	-	-	-	-	1.0-5	1.0-7	-	0.5-4	-	1.5-3	-	1.0-7
AIREY, Connor	4-2	5.0	-	1.0-4	-	-	1.0-13	0.5-1	1.0-1	-	1.0-13	0.5-1	-	-
OCANSEY, Roland	3-3	4.5	-	-	-	2.0-9	1.0-10	-	-	0.5-0	-	0.5-2	0.5-5	-
FRANKLIN, J.	3-2	4.0	-	0.5-1	-	-	-	-	0.5-1	-	1.0-1	-	1.0-4	1.0-15
PARENTEAU, Ryan	3-2	4.0	1.5-7	-	-	-	-	-	2.0-4	-	-	-	-	0.5-0
KING, Devon	3-1	3.5	1.0-11	-	-	-	-	-	1.5-4	1.0-2	-	-	-	-
BENNETT, Quincy	2-2	3.0	-	-	DNP	-	-	-	-	-	0.5-1	-	-	2.5-3
TRIMBLE, Cam	2-1	2.5	1.0-7	-	-	-	1.5-10	-	-	-	-	-	-	DNP
O'BRIEN, Hunter	2-0	2.0	DNP	1.0-3	-	1.0-3	DNP	DNP	-	DNP	-	DNP	-	-
LESANE, Khanii	2-0	2.0	DNP	1.0-1	1.0-2	-	-	DNP	DNP	-	-	-	-	DNP
ANESI, Nas	1-2	2.0	-	0.5-1	-	-	-	1.0-1	0.5-1	-	-	-	-	-
WHITE, Jaylin	2-0	2.0	1.0-1	1.0-10	-	DNP	DNP	DNP	DNP	DNP	-	DNP	DNP	DNP
WHITE, Vincent	1-1	1.5	-	-	-	-	-	-	1.0-5	0.5-4	-	-	-	-
DUNCAN, Erron	1-1	1.5	-	-	-	-	-	-	-	0.5-0	1.0-2	-	-	-
RODGERS, Bryce	1-1	1.5	-	0.5-0	1.0-3	DNP	DNP	DNP	-	DNP	DNP	DNP	-	DNP
PEACOCK, Cade	1-0	1.0	DNP	-	-	-	-	-	DNP	1.0-5	-	-	-	DNP
SKEPTARIS, C.	1-0	1.0	-	-	DNP	-	-	-	-	-	-	-	1.0-5	-
AMADI, Jon	1-0	1.0	-	-	-	-	1.0-3	-	DNP	DNP	DNP	-	-	DNP
FEHRENBACH, N.	0-2	1.0	DNP	-	-	-	0.5-3	-	DNP	-	0.5-2	DNP	-	DNP
FLOWERS, Eric	0-2	1.0	-	-	-	-	-	-	0.5-0	0.5-1	-	-	-	-
OLAVE, Isiah	1-0	1.0	-	-	-	-	-	-	1.0-4	-	-	-	-	-
WILSON, Andrew	0-1	0.5	DNP	DNP	DNP	-	DNP	-	-	DNP	DNP	-	0.5-5	-

SACKS	UA-A	Total	SJSU	USD	STAN	IDAHO	NC	ISU	CP	UM	NAU	EWU	SAC	UNI
MOE, Mason	8-1	8.5	-	-	1.0-3	-	1.0-6	2.0-10	1.0-9	3.5-21	-	-	-	-
JAMISON, B.	3-1	3.5	-	-	1.0-9	-	1.0-13	1.0-6	-	DNP	DNP	0.5-1	DNP	DNP
BAUMGART, A.	3-1	3.5	-	-	-	-	1.0-5	1.0-7	-	0.5-4	-	-	-	1.0-7
AIREY, Connor	3-0	3.0	-	1.0-4	-	-	1.0-13	-	-	-	1.0-13	-	-	-
OCANSEY, Roland	2-1	2.5	-	-	-	1.0-8	1.0-10	-	-	-	-	-	0.5-5	-
FRANKLIN, J.	2-0	2.0	-	-	-	-	-	-	-	-	-	-	1.0-4	1.0-15
BLAND, Montell	1-1	1.5	-	-	-	1.0-14	-	-	-	-	0.5-2	-	-	-
CLOUD, Terrell	0-2	1.0	-	-	-	-	-	-	-	0.5-4	-	0.5-1	DNP	-
PARENTEAU, Ryan	1-0	1.0	1.0-6	-	-	-	-	-	-	-	-	-	-	-
KING, Devon	1-0	1.0	1.0-11	-	-	-	-	-	-	-	-	-	-	-
WHITE, Jaylin	1-0	1.0	-	1.0-10	-	DNP	DNP	DNP	DNP	DNP	-	DNP	DNP	DNP
PEACOCK, Cade	1-0	1.0	DNP	-	-	-	-	-	DNP	1.0-5	-	-	-	DNP
TRIMBLE, Cam	1-0	1.0	1.0-7	-	-	-	-	-	-	-	-	-	-	DNP
FEHRENBACH, N.	0-1	0.5	DNP	-	-	-	-	-	DNP	-	0.5-2	DNP	-	DNP
WILSON, Andrew	0-1	0.5	DNP	DNP	DNP	-	DNP	-	-	DNP	DNP	-	0.5-5	-
WHITE, Vincent	0-1	0.5	-	-	-	-	-	-	-	0.5-4	-	-	-	-

## STATS BY QUARTER

### 3rd-Down Conversions

Date	Opponent	Score	Overall	1st Qtr	2nd Qtr	3rd Qtr	4th Qtr	Overtime
08/30/18	at San Jose State	W 44-38	6-18 33.3	3-6 50.0	1-3 33.3	1-5 20.0	1-4 25.0	
09/08/18	SAN DIEGO	W 54-21	12-21 57.1	4-6 66.7	4-8 50.0	1-4 25.0	3-3 100.0	
09/15/18	at Stanford	L 10-30	4-18 22.2	0-3 0.0	0-4 0.0	3-7 42.9	1-4 25.0	
09/22/18	IDAHO	W 44-21	7-18 38.9	2-4 50.0	3-6 50.0	2-4 50.0	0-4 0.0	
10/05/18	at Northern Colorado	W 49-36	4-11 36.4	0-4 0.0	2-3 66.7	1-1 100.0	1-3 33.3	
10/13/18	IDAHO STATE	W 44-37	6-14 42.9	1-2 50.0	2-4 50.0	1-3 33.3	1-3 33.3	1-2 50.0
10/20/18	at Cal Poly	W 52-10	4-10 40.0	1-4 25.0	1-2 50.0	1-2 50.0	1-2 50.0	
10/27/18	at Montana	W 49-21	5-16 31.2	2-5 40.0	0-4 0.0	1-3 33.3	2-4 50.0	
11/03/18	NORTHERN ARIZONA	W 42-20	10-19 52.6	6-6 100.0	0-3 0.0	2-5 40.0	2-5 40.0	
11/10/18	at Eastern Washington	L 20-59	7-17 41.2	3-6 50.0	2-5 40.0	2-5 40.0	0-1 0.0	
11/17/18	vs Sacramento State	W 56-13	9-14 64.3	2-4 50.0	3-4 75.0	1-2 50.0	3-4 75.0	
12/01/18	UNI	W 23-16	8-17 47.1	4-5 80.0	1-5 20.0	2-3 66.7	1-4 25.0	
	UC Davis		82-193 42.5	28-55 50.9	19-51 37.3	18-44 40.9	16-41 39.0	1-2 50.0
	Opponents		79-211 37.4	17-49 34.7	22-54 40.7	18-50 36.0	22-57 38.6	0-1 0.0

### 4th-Down Conversions

Date	Opponent	Score	Overall	1st Qtr	2nd Qtr	3rd Qtr	4th Qtr	Overtime
08/30/18	at San Jose State	W 44-38	0-1 0.0	0-1 0.0	0-0 0.0	0-0 0.0	0-0 0.0	
09/08/18	SAN DIEGO	W 54-21	1-1 100.0	0-0 0.0	1-1 100.0	0-0 0.0	0-0 0.0	
09/15/18	at Stanford	L 10-30	2-5 40.0	0-1 0.0	1-2 50.0	1-2 50.0	0-0 0.0	
09/22/18	IDAHO	W 44-21	3-5 60.0	1-1 100.0	1-1 100.0	1-1 100.0	0-2 0.0	
10/05/18	at Northern Colorado	W 49-36	2-4 50.0	2-2 100.0	0-0 0.0	0-0 0.0	0-2 0.0	
10/13/18	IDAHO STATE	W 44-37	2-2 100.0	0-0 0.0	0-0 0.0	0-0 0.0	1-1 100.0	1-1 100.0
10/20/18	at Cal Poly	W 52-10	0-0 0.0	0-0 0.0	0-0 0.0	0-0 0.0	0-0 0.0	
10/27/18	at Montana	W 49-21	2-2 100.0	1-1 100.0	0-0 0.0	0-0 0.0	1-1 100.0	
11/03/18	NORTHERN ARIZONA	W 42-20	1-1 100.0	0-0 0.0	0-0 0.0	0-0 0.0	1-1 100.0	
11/10/18	at Eastern Washington	L 20-59	0-1 0.0	0-0 0.0	0-0 0.0	0-0 0.0	0-1 0.0	
11/17/18	vs Sacramento State	W 56-13	1-1 100.0	1-1 100.0	0-0 0.0	0-0 0.0	0-0 0.0	
12/01/18	UNI	W 23-16	1-1 100.0	0-0 0.0	1-1 100.0	0-0 0.0	0-0 0.0	
	UC Davis		15-24 62.5	5-7 71.4	4-5 80.0	2-3 66.7	3-8 37.5	1-1 100.0
	Opponents		15-28 53.6	4-5 80.0	3-3 100.0	1-5 20.0	7-14 50.0	0-1 0.0

### Time of Possession

Date	Opponent	Score	Overall	1st Qtr	2nd Qtr	3rd Qtr	4th Qtr	Overtime
08/30/18	at San Jose State	W 44-38	31:13	10:07	5:53	7:18	7:55	
09/08/18	SAN DIEGO	W 54-21	26:19	5:30	8:55	6:27	5:27	
09/15/18	at Stanford	L 10-30	28:10	4:16	5:28	10:43	7:43	
09/22/18	IDAHO	W 44-21	30:17	7:38	8:31	6:14	7:54	
10/05/18	at Northern Colorado	W 49-36	23:25	9:13	5:07	4:07	4:58	
10/13/18	IDAHO STATE	W 44-37	27:57	5:02	8:06	5:59	8:50	0:00
10/20/18	at Cal Poly	W 52-10	21:41	4:49	5:45	5:50	5:17	
10/27/18	at Montana	W 49-21	29:15	6:33	6:19	7:00	9:23	
11/03/18	NORTHERN ARIZONA	W 42-20	26:54	7:34	5:46	5:29	8:05	
11/10/18	at Eastern Washington	L 20-59	22:45	7:54	5:05	7:52	1:54	
11/17/18	vs Sacramento State	W 56-13	27:27	8:14	7:23	4:31	7:19	
12/01/18	UNI	W 23-16	27:14	7:52	4:09	7:51	7:22	
	UC Davis	Total	322:37	84:42	76:27	79:21	82:07	0:00
		Avg.	26:53	7:03	6:22	6:36	6:50	0:00
	Opponents	Total	392:21	95:18	103:33	100:39	92:51	0:00
		Avg.	32:41	7:56	8:37	8:23	7:44	0:00

## RED ZONE STATS

### UC Davis Inside Opponent Red-Zone

Date	Opponent	Score	Times	Times	Total	Rush		Pass	FGs	Failed to score inside RZ					
			In RZ	Scored	Pts	TDs	TDs	TDs	Made	FGA	Down	Int	Fumb	Half	Game
08/30/18	at San Jose State	W 44-38	6	4	28	4	3	1	0	2	0	0	0	0	0
09/08/18	SAN DIEGO	W 54-21	4	4	28	4	3	1	0	0	0	0	0	0	0
09/15/18	at Stanford	L 10-30	2	1	3	0	0	0	1	0	0	1	0	0	0
09/22/18	IDAHO	W 44-21	6	6	30	3	1	2	3	0	0	0	0	0	0
10/05/18	at Northern Colorado	W 49-36	7	6	42	6	2	4	0	1	0	0	0	0	0
10/13/18	IDAHO STATE	W 44-37	6	5	36	5	1	4	0	0	0	1	0	0	0
10/20/18	at Cal Poly	W 52-10	6	6	42	6	1	5	0	0	0	0	0	0	0
10/27/18	at Montana	W 49-21	6	6	39	5	2	3	1	0	0	0	0	0	0
11/03/18	NORTHERN ARIZONA	W 42-20	3	3	21	3	2	1	0	0	0	0	0	0	0
11/10/18	at Eastern Washington	L 20-59	1	1	3	0	0	0	1	0	0	0	0	0	0
11/17/18	vs Sacramento State	W 56-13	7	7	49	7	4	3	0	0	0	0	0	0	0
12/01/18	UNI	W 23-16	5	4	20	2	1	1	2	0	0	1	0	0	0
Totals			59	53	341	45	20	25	8	3	0	3	0	0	0
53 of 59 (89.8%)															

### Opponents Inside UC Davis Red-Zone

Date	Opponent	Score	Times	Times	Total	Rush		Pass	FGs	Failed to score inside RZ					
			In RZ	Scored	Pts	TDs	TDs	TDs	Made	FGA	Down	Int	Fumb	Half	Game
08/30/18	at San Jose State	W 44-38	5	4	24	3	1	2	1	0	0	0	1	0	0
09/08/18	SAN DIEGO	W 54-21	2	2	14	2	1	1	0	0	0	0	0	0	0
09/15/18	at Stanford	L 10-30	6	5	27	3	1	2	2	0	1	0	0	0	0
09/22/18	IDAHO	W 44-21	3	1	7	1	0	1	0	0	0	1	0	1	0
10/05/18	at Northern Colorado	W 49-36	5	5	34	4	2	2	1	0	0	0	0	0	0
10/13/18	IDAHO STATE	W 44-37	7	4	23	3	2	1	1	1	2	0	0	0	0
10/20/18	at Cal Poly	W 52-10	2	1	3	0	0	0	1	1	0	0	0	0	0
10/27/18	at Montana	W 49-21	4	3	21	3	1	2	0	0	0	1	0	0	0
11/03/18	NORTHERN ARIZONA	W 42-20	2	1	6	1	1	0	0	0	0	1	0	0	0
11/10/18	at Eastern Washington	L 20-59	8	8	52	7	6	1	1	0	0	0	0	0	0
11/17/18	vs Sacramento State	W 56-13	3	3	13	1	0	1	2	0	0	0	0	0	0
12/01/18	UNI	W 23-16	4	4	16	1	1	0	3	0	0	0	0	0	0
Totals			51	41	240	29	16	13	12	2	3	3	1	1	0
41 of 51 (80.4%)															



## TEAM/INDIVIDUAL SUPERLATIVES

## UC Davis Team Highs

Rushes	52	vs Idaho (09/22/18)
Yards Rushing	256	vs Idaho (09/22/18)
Yards Per Rush	8.9	at Cal Poly (10/20/18)
TD Rushes	4	vs San Diego (09/08/18)
	4	vs Sacramento State (11/17/18)
Pass attempts	57	at San Jose State (08/30/18)
Pass completions	40	vs Idaho State (10/13/18)
Yards Passing	478	vs Sacramento State (11/17/18)
Yards Per Pass	10.4	vs Sacramento State (11/17/18)
TD Passes	5	at Northern Colorado (10/05/18)
	5	vs Idaho State (10/13/18)
	5	at Cal Poly (10/20/18)
Total Plays	91	at San Jose State (08/30/18)
	91	vs Idaho (09/22/18)
Total Offense	691	vs Sacramento State (11/17/18)
Yards Per Play	8.5	vs Sacramento State (11/17/18)
Points	56	vs Sacramento State (11/17/18)
Sacks By	6	at Montana (10/27/18)
First Downs	31	at San Jose State (08/30/18)
	31	vs Idaho State (10/13/18)
	31	vs Sacramento State (11/17/18)
Penalties	14	at Montana (10/27/18)
Penalty Yards	106	vs Idaho (09/22/18)
Turnovers	5	at Eastern Washington (11/10/18)
Interceptions By	3	at Montana (10/27/18)
Punts	8	at San Jose State (08/30/18)
Punting Avg	46.8	at Eastern Washington (11/10/18)
Long Punt	58	vs San Diego (09/08/18)
	58	vs Sacramento State (11/17/18)
Punts inside 20	4	at San Jose State (08/30/18)
Long Punt Return	34	vs Idaho State (10/13/18)

## Opponent Team Highs

Rushes	33	MADISON, James, vs Idaho State (10/13/18)
	33	PROTHEROE, Joe, at Cal Poly (10/20/18)
Yards Rushing	164	PORTER, Brandon, vs Northern Arizona (11/03/18)
TD Rushes	2	NEVENS, Tyler, at San Jose State (08/30/18)
	2	MADISON, James, vs Idaho State (10/13/18)
	2	Sam McPherson, at Eastern Washington (11/10/18)
	2	Tamarick Pierce, at Eastern Washington (11/10/18)
	2	Antoine Custer, at Eastern Washington (11/10/18)
Long Rush	58	FLANAGAN, Ty, vs Idaho State (10/13/18)
Pass attempts	48	Regan, C., at Northern Colorado (10/05/18)
Pass completions	28	Regan, C., at Northern Colorado (10/05/18)
Yards Passing	387	Regan, C., at Northern Colorado (10/05/18)
TD Passes	3	PETRINO, Mason, vs Idaho (09/22/18)
Long Pass	79	AARON, Montel, at San Jose State (08/30/18)
Receptions	9	UNGERER, David, vs Idaho (09/22/18)
	9	Wesley, A., at Northern Colorado (10/05/18)
	9	AKEM, Samuel, at Montana (10/27/18)
Yards Receiving	178	Wesley, A., at Northern Colorado (10/05/18)
TD Receptions	2	GAITHER, Bailey, at San Jose State (08/30/18)
	2	A.-Whiteside, JJ, at Stanford (09/15/18)
	2	DEAN, Michael, vs Idaho State (10/13/18)
	2	AKEM, Samuel, at Montana (10/27/18)
Long Reception	79	GAITHER, Bailey, at San Jose State (08/30/18)
Field Goals	3	Toner, J., at Stanford (09/15/18)
	3	Errthum, A, vs UNI (12/01/18)
Long Field Goal	46	Toner, J., at Stanford (09/15/18)
Punts	9	KULJIAN, Tanner, vs San Diego (09/08/18)
	9	ARNSON, DJ, vs Northern Arizona (11/03/18)
Punting Avg	45.8	RYAN, Kevin, vs Idaho State (10/13/18)
Long Punt	59	COFFEY, Cade, vs Idaho (09/22/18)
	59	WILLIAMS, Eric, at Montana (10/27/18)
Punts inside 20	4	R. Alcobendas, at Eastern Washington (11/10/18)
Long Punt Return	34	UNGERER, David, vs Idaho (09/22/18)
Long Kickoff Return	26	THOMPSON, M., vs Sacramento State (11/17/18)
Tackles	15	ANDERSON, I., vs Sacramento State (11/17/18)
Sacks	1.0	ROBERTS, Boogie, at San Jose State (08/30/18)
	1.0	HALL, Cade, at San Jose State (08/30/18)
	1.0	BERGSTROM, J, vs San Diego (09/08/18)
	1.0	WITTWER, Jake, vs San Diego (09/08/18)
	1.0	DOWNS, Zeke, vs San Diego (09/08/18)
	1.0	FUIAVA, Kainoa, vs Idaho State (10/13/18)
	1.0	ROBERTSON, G., at Montana (10/27/18)
	1.0	OLSON, Dante, at Montana (10/27/18)

## UC Davis Individual Highs

Rushes	24	THOMAS, Tehran vs Northern Arizona (11/03/18)
Yards Rushing	138	GILLIAM, Ulonzo vs Sacramento State (11/17/18)
TD Rushes	3	GILLIAM, Ulonzo vs San Diego (09/08/18)
Long Rush	69	THOMAS, Tehran at Eastern Washington (11/10/18)
Pass attempts	55	MAIER, Jake at San Jose State (08/30/18)
Pass completions	40	MAIER, Jake vs Idaho State (10/13/18)
Yards Passing	478	MAIER, Jake vs Sacramento State (11/17/18)
TD Passes	5	MAIER, Jake vs Idaho State (10/13/18)
	5	MAIER, Jake at Cal Poly (10/20/18)
Long Pass	77	MAIER, Jake vs Sacramento State (11/17/18)
Receptions	16	DOSS, Keelan vs Sacramento State (11/17/18)
Yards Receiving	205	DOSS, Keelan vs Sacramento State (11/17/18)
TD Receptions	3	PREECE, Wesley at Northern Colorado (10/05/18)
Long Reception	77	HARRELL, Jared vs Sacramento State (11/17/18)
Field Goals	3	O'ROURKE, Max vs Idaho (09/22/18)
	3	O'ROURKE, Max vs UNI (12/01/18)
Long Field Goal	51	BLAIR, Matt at Eastern Washington (11/10/18)
Punts	7	WHELAN, Daniel at San Jose State (08/30/18)
	7	WHELAN, Daniel vs San Diego (09/08/18)
Punting Avg	46.8	WHELAN, Daniel at Eastern Washington (11/10/18)
Long Punt	58	WHELAN, Daniel vs San Diego (09/08/18)
	58	WHELAN, Daniel vs Sacramento State (11/17/18)
Punts inside 20	4	WHELAN, Daniel at San Jose State (08/30/18)
Long Punt Return	34	THOMAS, Isaiah vs Idaho State (10/13/18)
Long Kickoff Return	43	MODISE, Namane vs Idaho State (10/13/18)
Tackles	13	MOE, Mason at Montana (10/27/18)
Sacks	3.5	MOE, Mason at Montana (10/27/18)
Tackles For Loss	5.0	MOE, Mason at Montana (10/27/18)
Interceptions	2	KING, Devon at Montana (10/27/18)

## Opponent Individual Highs

Rushes	33	MADISON, James, vs Idaho State (10/13/18)
	33	PROTHEROE, Joe, at Cal Poly (10/20/18)
Yards Rushing	164	PORTER, Brandon, vs Northern Arizona (11/03/18)
TD Rushes	2	NEVENS, Tyler, at San Jose State (08/30/18)
	2	MADISON, James, vs Idaho State (10/13/18)
	2	Sam McPherson, at Eastern Washington (11/10/18)
	2	Tamarick Pierce, at Eastern Washington (11/10/18)
	2	Antoine Custer, at Eastern Washington (11/10/18)
Long Rush	58	FLANAGAN, Ty, vs Idaho State (10/13/18)
Pass attempts	48	Regan, C., at Northern Colorado (10/05/18)
Pass completions	28	Regan, C., at Northern Colorado (10/05/18)
Yards Passing	387	Regan, C., at Northern Colorado (10/05/18)
TD Passes	3	PETRINO, Mason, vs Idaho (09/22/18)
Long Pass	79	AARON, Montel, at San Jose State (08/30/18)
Receptions	9	UNGERER, David, vs Idaho (09/22/18)
	9	Wesley, A., at Northern Colorado (10/05/18)
	9	AKEM, Samuel, at Montana (10/27/18)
Yards Receiving	178	Wesley, A., at Northern Colorado (10/05/18)
TD Receptions	2	GAITHER, Bailey, at San Jose State (08/30/18)
	2	A.-Whiteside, JJ, at Stanford (09/15/18)
	2	DEAN, Michael, vs Idaho State (10/13/18)
	2	AKEM, Samuel, at Montana (10/27/18)
Long Reception	79	GAITHER, Bailey, at San Jose State (08/30/18)
Field Goals	3	Toner, J., at Stanford (09/15/18)
	3	Errthum, A, vs UNI (12/01/18)
Long Field Goal	46	Toner, J., at Stanford (09/15/18)
Punts	9	KULJIAN, Tanner, vs San Diego (09/08/18)
	9	ARNSON, DJ, vs Northern Arizona (11/03/18)
Punting Avg	45.8	RYAN, Kevin, vs Idaho State (10/13/18)
Long Punt	59	COFFEY, Cade, vs Idaho (09/22/18)
	59	WILLIAMS, Eric, at Montana (10/27/18)
Punts inside 20	4	R. Alcobendas, at Eastern Washington (11/10/18)
Long Punt Return	34	UNGERER, David, vs Idaho (09/22/18)
Long Kickoff Return	26	THOMPSON, M., vs Sacramento State (11/17/18)
Tackles	15	ANDERSON, I., vs Sacramento State (11/17/18)
Sacks	1.0	ROBERTS, Boogie, at San Jose State (08/30/18)
	1.0	HALL, Cade, at San Jose State (08/30/18)
	1.0	BERGSTROM, J, vs San Diego (09/08/18)
	1.0	WITTWER, Jake, vs San Diego (09/08/18)
	1.0	DOWNS, Zeke, vs San Diego (09/08/18)
	1.0	FUIAVA, Kainoa, vs Idaho State (10/13/18)
	1.0	ROBERTSON, G., at Montana (10/27/18)

Conference Championships: '29, '47, '49, '51, '56, '63, '71, '72, '73, '74, '75, '76, '77, '78, '79, '80, '81, '82, '83, '84, '85, '86, '87, '88, '89, '90, '92, '93, '05, '09, '18

NCAA Playoff Appearances: 1972, '77, '78, '82, '83, '84, '85, '86, '88, '89, '92, '93, '96, '97, '98, '99, 2000, '01, '02, '18

# GAME ONE - AT SAN JOSÉ STATE AUG. 30, 2018 - CEFCU STADIUM (SAN JOSE, CALIF.)

UC Davis (1-0) vs. San Jose State (0-1)

Date: 08/30/18 • Site: San Jose, Calif. • Stadium: CEFCU Stadium

Attendance: 12675

Score by Quarters	1	2	3	4	Total
UC Davis	14	21	2	7	44
San Jose State	14	7	10	7	38

Kickoff time: 7:06 pm • End of Game: 11:10 pm • Total elapsed time: 4:04

Officials: Referee: Kevin Boltmann; Umpire: Mark Warner; Linesman: Greg Downum;

Line judge: Carlos Owens; Back judge: M. Aaronian; Field judge: Scotty Melancon;

Side judge: Corey Luxner; Center judge: Tyree Walton;

Temperature: 71 F • Wind: NNW12mph • Weather: Clear Skies

	UCD	SJSU
Score	44	38
<b>FIRST DOWNS</b>	31	27
<b>RUSHES-YARDS (NET)</b>	34-143	38-141
<b>PASSING YDS (NET)</b>	446	365
Passes Att-Comp-Int	57-37-1	52-28-2
<b>TOTAL OFFENSE PLAYS-YARDS</b>	91-589	90-506
Fumble Returns-Yards	0-0	0-0
Punt Returns-Yards	2-12	2-9
Kickoff Returns-Yards	3-58	4-63
Interception Returns-Yards	2-0	1-38
Punts (Number-Avg)	8-38.6	6-39.7
Fumbles-Lost	0-0	1-1
Penalties-Yards	11-79	12-125
Possession Time	31:10	28:44
Third-Down Conversions	6 of 18	8 of 21
Fourth-Down Conversions	0 of 1	2 of 3

**UC Davis**

Rushing	No.	Gain	Loss	Net	TD	Lg	Avg
GILLIAM, Ulonzo	23	143	11	132	2	22	5.7
CRAWFORD, C.	3	13	0	13	1	9	4.3
MODISE, Namane	2	9	0	9	0	7	4.5
MAIER, Jake	3	12	17	-5	0	12	-1.7

Passing	C-A-I	Yds	TD	Long	Sack
MAIER, Jake	37-55-1	446	3	49	2
CRAWFORD, C.	0-1-0	0	0	0	0

Receiving	No.	Yards	TD	Long
DOSS, Keelan	11	85	0	21
GILLIAM, Ulonzo	8	59	1	18
HARRELL, Jared	5	87	1	49
VAUGHN, Khris	4	65	0	27

Punting	No.	Yds	Avg	Long	In20	TB
WHELIAN, Daniel	7	276	39.4	56	4	1
MAIER, Jake	1	33	33.0	33	0	1

Punt Returns	No.	Yards	TD	Long
THOMAS, Isaiah	2	12	0	8

Kick Returns	No.	Yards	TD	Long
MODISE, Namane	2	43	0	23
AMADI, Jon	1	15	0	15

Tackles	UA-A	Total	Sacks	TFL
DUNCAN, Erron	9-1	10	0.0	0.0
PARENTEAU, Ryan	3-4	7	1.0	1.5

**San Jose State**

Rushing	No.	Gain	Loss	Net	TD	Lg	Avg
NEVENS, Tyler	18	82	3	79	2	23	4.4
PACKER, DeJon	10	42	1	41	0	16	4.1
GAITHER, Bailey	2	26	0	26	0	21	13.0
AARON, Montel	3	17	11	6	0	16	2.0

Passing	C-A-I	Yds	TD	Long	Sack
LOVE, Josh	14-29-1	109	1	17	1
AARON, Montel	13-19-0	254	2	79	1

Receiving	No.	Yards	TD	Long
OLIVER, Josh	8	86	0	18
GAITHER, Bailey	6	137	2	79
BLACKWELL, JaQu	4	26	1	10
HOLMES, Justin	3	24	0	11

Punting	No.	Yds	Avg	Long	In20	TB
CRAWFORD, Bryce	6	238	39.7	57	0	0

Punt Returns	No.	Yards	TD	Long
COTTRELL, Thai	2	9	0	6

Kick Returns	No.	Yards	TD	Long
GAITHER, Bailey	3	50	0	22
ROBERSON, Malik	1	13	0	13

Tackles	UA-A	Total	Sacks	TFL
AGUAYO, Ethan	7-5	12	0.0	1.0
WEBB, Tre	7-4	11	0.0	0.5

Qtr	Time	Scoring Play	V-H
1st	11:58	UCD - GILLIAM, Ulonzo 5 yd run (BLAIR, Matt kick), 12-75 3:02	7 - 0
	09:33	SJSU - BLACKWELL, JaQu 5 yd pass from LOVE, Josh (CRAWFORD, Bryce kick), 2-1 0:35	7 - 7
	05:54	SJSU - NEVENS, Tyler 2 yd run (CRAWFORD, Bryce kick), 7-66 1:22	7 - 14
	02:21	UCD - GILLIAM, Ulonzo 1 yd run (BLAIR, Matt kick), 3-77 0:34	14 - 14
2nd	14:56	UCD - PREECE, Wesley 22 yd pass from MAIER, Jake (BLAIR, Matt kick), 5-63 1:29	21 - 14
	13:26	UCD - HARRELL, Jared 49 yd pass from MAIER, Jake (BLAIR, Matt kick), 4-79 0:53	28 - 14
	11:29	SJSU - NEVENS, Tyler 23 yd run (CRAWFORD, Bryce kick), 6-75 1:56	28 - 21
	09:54	UCD - CRAWFORD, C. 9 yd run (BLAIR, Matt kick), 5-75 1:30	35 - 21
3rd	14:51	UCD - TEAM safety	37 - 21
	02:10	SJSU - CRAWFORD, Bryce 29 yd field goal, 13-69 5:27	37 - 24
	00:02	SJSU - GAITHER, Bailey 79 yd pass from AARON, Montel (CRAWFORD, Bryce kick), 1-79 0:11	37 - 31
4th	13:46	UCD - GILLIAM, Ulonzo 18 yd pass from MAIER, Jake (BLAIR, Matt kick), 6-65 1:24	44 - 31
	01:24	SJSU - GAITHER, Bailey 17 yd pass from AARON, Montel (CRAWFORD, Bryce kick), 8-80 1:50	44 - 38



**GAME TWO - VS. SAN DIEGO**  
**SEPT. 8, 2018 - AGGIE STADIUM (DAVIS, CALIF.)**

San Diego (1-1) vs. UC Davis (2-0)

Date: 09/08/18 • Site: Davis, Calif. • Stadium: Aggie Stadium

Attendance: 7305

Score by Quarters	1	2	3	4	Total
San Diego	0	0	21	0	<b>21</b>
UC Davis	7	13	7	27	<b>54</b>

Kickoff time: 7:05 pm • End of Game: 10:37 pm • Total elapsed time: 3:32

Officials: Referee: Bruce Bondi; Umpire: Will Robbins; Linesman: Sean Burrow;

Line judge: Brian Davis; Back judge: Josh Aragon; Field judge: Mike Bezner;

Side judge: Richard Hanna;

Temperature: 85 deg. • Wind: S8 mph • Weather: clear, wispy clouds

	USD	UCD
Score	21	54
<b>FIRST DOWNS</b>	13	23
<b>RUSHES-YARDS (NET)</b>	30-65	34-96
<b>PASSING YDS (NET)</b>	296	376
Passes Att-Comp-Int	39-21-2	51-27-0
<b>TOTAL OFFENSE PLAYS-YARDS</b>	69-361	85-472
Fumble Returns-Yards	1-13	0-0
Punt Returns-Yards	1-16	6-50
Kickoff Returns-Yards	4-57	4-82
Interception Returns-Yards	0-0	2-52
Punts (Number-Avg)	9-45.3	7-40.7
Fumbles-Lost	0-0	3-1
Penalties-Yards	7-73	5-43
Possession Time	33:36	26:24
Third-Down Conversions	4 of 17	12 of 21
Fourth-Down Conversions	0 of 2	1 of 1

**San Diego**

Rushing	No.	Gain	Loss	Net	TD	Lg	Avg
BINDA, Joseph	12	31	3	28	0	6	2.3
SMITH, Terrence	6	28	4	24	0	14	4.0
ELLISON, A	3	10	1	9	0	5	3.0
MARTINEZ, E	3	7	1	6	0	5	2.0

Passing	C-A-I	Yds	TD	Long	Sack
LAWRENCE, A	20-38-2	274	1	51	2
BROOKS, C	1-1-0	22	1	22	0

Receiving	No.	Yards	TD	Long
BROOKS, C	6	41	0	12
BANDY, Michael	3	77	1	51
KINCAID, Dalton	3	37	1	22
NELSON, Zach	3	29	0	21

Punting	No.	Yds	Avg	Long	In20	TB
KULJIAN, Tanner	9	408	45.3	58	2	0

Punt Returns	No.	Yards	TD	Long
BANDY, Michael	1	16	0	16

Kick Returns	No.	Yards	TD	Long
MARTINEZ, E	2	21	0	16
BANDY, Michael	1	22	0	22

Tackles	UA-A	Total	Sacks	TFL
ARCHIE, Arrion	9-1	10	0.0	0.0
KAMAKA, Kama	6-1	7	0.0	1.0

**UC Davis**

Rushing	No.	Gain	Loss	Net	TD	Lg	Avg
THOMAS, Tehran	4	49	0	49	1	26	12.2
GILLIAM, Ulonzo	16	51	5	46	3	11	2.9
CRAWFORD, C.	5	27	2	25	0	22	5.0
MODISE, Namane	4	29	15	14	0	24	3.5

Passing	C-A-I	Yds	TD	Long	Sack
MAIER, Jake	24-48-0	302	1	64	3
JOHNSON, Brock	3-3-0	74	1	38	0

Receiving	No.	Yards	TD	Long
HARRELL, Jared	6	81	1	34
DOSS, Keelan	4	41	0	21
CRAWFORD, C.	4	16	0	11
VAUGHN, Khris	3	84	0	64

Punting	No.	Yds	Avg	Long	In20	TB
WHELAN, Daniel	7	285	40.7	58	3	0

Punt Returns	No.	Yards	TD	Long
THOMAS, Isaiah	6	50	0	20

Kick Returns	No.	Yards	TD	Long
MODISE, Namane	3	82	0	38
TEAM	1	0	0	0

Tackles	UA-A	Total	Sacks	TFL
ANESI, Nas	1-5	6	0.0	0.5
FLOWERS, Eric	2-3	5	0.0	0.0

Qtr	Time	Scoring Play	V-H
1st	09:21	UCD - GILLIAM, Ulonzo 1 yd run (O'ROURKE, Max kick), 10-43 2:25	0 - 7
2nd	07:04	UCD - HARRELL, Jared 34 yd pass from MAIER, Jake (O'ROURKE, Max kick), 9-94 2:48	0 - 14
	02:59	UCD - O'ROURKE, Max 40 yd field goal, 10-33 2:26	0 - 17
	00:00	UCD - O'ROURKE, Max 45 yd field goal, 9-39 2:07	0 - 20
3rd	06:59	USD - BANDY, Michael 22 yd pass from BROOKS, C (HEMMERSMEIER, T kick), 6-67 3:23	7 - 20
	04:50	USD - KINCAID, Dalton 7 yd pass from LAWRENCE, A (HEMMERSMEIER, T kick), 3-66 1:09	14 - 20
	04:06	USD - NELSON, Zach 1 yd run (HEMMERSMEIER, T kick), 2-7 0:46	21 - 20
	02:50	UCD - GILLIAM, Ulonzo 11 yd run (O'ROURKE, Max kick), 3-45 1:05	21 - 27
4th	14:32	UCD - GILLIAM, Ulonzo 11 yd run (O'ROURKE, Max kick), 5-88 1:23	21 - 34
	11:48	UCD - WHITE, Vincent 48 yd interception return (O'ROURKE, Max kick failed)	21 - 40
	11:34	UCD - THOMAS, Tehran 26 yd run (O'ROURKE, Max kick), 1-26 0:13	21 - 47
	01:34	UCD - MODISE, Namane 19 yd pass from JOHNSON, Brock (O'ROURKE, Max kick), 9-75 4:52	21 - 54

# **GAME THREE - AT STANFORD** **SEPT. 15, 2018 - STANFORD STADIUM (STANFORD, CALIF.)**

UC Davis (2-1) vs. Stanford (3-0)

Date: 09/15/18 • Site: Stanford, Calif. • Stadium: Stanford Stadium

Attendance: 31772

Score by Quarters	1	2	3	4	Total
UC Davis	3	0	0	7	10
Stanford	0	17	10	3	30

Kickoff time: 11:01 AM • End of Game: 2:28 PM • Total elapsed time: 3:27

Officials: Referee: Matt Richards; Umpire: Tim Schroeder; Linesman: Harold Bettie;

Line judge: Michael Feldman; Back judge: Ben Cheffers; Field judge: Shane Standley;

Side judge: J.B. Garza; Center judge: Ty Druse;

Temperature: 69 • Wind: 2 mph W • Weather: Nice

	UCD	STAN
Score	10	30
<b>FIRST DOWNS</b>	15	17
<b>RUSHES-YARDS (NET)</b>	21-50	33-137
<b>PASSING YDS (NET)</b>	258	214
Passes Att-Comp-Int	56-28-2	33-17-2
<b>TOTAL OFFENSE PLAYS-YARDS</b>	77-308	66-351
Fumble Returns-Yards	0-0	0-0
Punt Returns-Yards	0-0	3-59
Kickoff Returns-Yards	0-0	1-3
Interception Returns-Yards	2-15	2-32
Punts (Number-Avg)	6-39.8	4-34.2
Fumbles-Lost	1-0	0-0
Penalties-Yards	5-45	10-64
Possession Time	28:15	31:45
Third-Down Conversions	4 of 18	3 of 14
Fourth-Down Conversions	2 of 5	2 of 3

**UC Davis**

Rushing	No.	Gain	Loss	Net	TD	Lg	Avg
MODISE, Namane	5	41	0	41	0	33	8.2
THOMAS, Tehran	4	10	2	8	0	4	2.0
GILLIAM, Ulonzo	5	7	1	6	0	3	1.2
LAYTON, M.	4	3	1	2	0	1	0.5

Passing	C-A-I	Yds	TD	Long	Sack
MAIER, Jake	22-45-1	194	0	25	0
RODRIGUES, H.	6-8-1	64	1	26	0

Receiving	No.	Yards	TD	Long
DOSS, Keelan	13	106	0	22
GILLIAM, Ulonzo	3	32	0	20
HYMAN, Matthew	2	24	0	20
MODISE, Namane	2	13	0	7

Punting	No.	Yds	Avg	Long	In20	TB
WHELAN, Daniel	6	239	39.8	57	2	0

Punt Returns	No.	Yards	TD	Long
--------------	-----	-------	----	------

Kick Returns	No.	Yards	TD	Long
--------------	-----	-------	----	------

Tackles	UA-A	Total	Sacks	TFL
MOE, Mason	6-1	7	1.0	2.0
OLAVE, Isiah	4-2	6	0.0	0.0
WHITE, Vincent	3-2	5	0.0	0.0
TRIMBLE, Cam	2-2	4	0.0	0.0

**Stanford**

Rushing	No.	Gain	Loss	Net	TD	Lg	Avg
Speights, T	11	90	3	87	0	38	7.9
Scarlett, C	9	32	2	30	1	10	3.3
Maddox, D	8	26	2	24	0	7	3.0
Mills, D	1	5	0	5	0	5	5.0

Passing	C-A-I	Yds	TD	Long	Sack
Costello, K	17-30-2	214	2	53	2
Mills, D	0-2-0	0	0	0	0

Receiving	No.	Yards	TD	Long
Smith, K	6	68	0	18
A.-Whiteside, JJ	3	36	2	19
Irwin, T	3	28	0	12
St. Brown, O	1	53	0	53

Punting	No.	Yds	Avg	Long	In20	TB
Bailey, J	4	137	34.2	47	1	0

Punt Returns	No.	Yards	TD	Long
Wilson, M	2	37	0	30
Irwin, T	1	22	0	22

Kick Returns	No.	Yards	TD	Long
Fisk, T	1	3	0	3

Tackles	UA-A	Total	Sacks	TFL
Holder, A	5-2	7	0.0	0.0
Branch, M	1-6	7	0.0	0.5
Murphy, A	2-4	6	0.0	0.0
Jackson, D	2-3	5	0.0	0.0

Qtr	Time	Scoring Play	V-H
1st	08:42	UCD - O'ROURKE, Max 26 yd field goal, 4-3 1:12	3 - 0
2nd	13:26	STAN - A.-Whiteside, JJ 9 yd pass from Costello, K (Toner, J kick), 14-63 7:12	3 - 7
	07:28	STAN - Toner, J 31 yd field goal, 10-31 4:16	3 - 10
	02:16	STAN - A.-Whiteside, JJ 8 yd pass from Costello, K (Toner, J kick), 7-62 3:25	3 - 17
3rd	12:38	STAN - Toner, J 33 yd field goal, 4-4 1:26	3 - 20
	02:38	STAN - Scarlett, C 5 yd run (Toner, J kick), 2-58 0:43	3 - 27
4th	03:43	STAN - Toner, J 46 yd field goal, 4--4 2:18	3 - 30
	00:00	UCD - SPENCER, C.J. 26 yd pass from RODRIGUES, H. (O'ROURKE, Max kick), 3-47 0:15	10 - 30





# GAME FOUR - VS. IDAHO SEPT. 22, 2018 - AGGIE STADIUM (DAVIS, CALIF.)

Idaho (1-2,0-1) vs. UC Davis (3-1,1-0)

Date: 09/22/18 • Site: Davis, Calif. • Stadium: Aggie Stadium

Attendance: 8179

Score by Quarters	1	2	3	4	Total
Idaho	0	7	0	14	21
UC Davis	14	13	17	0	44

Kickoff time: 4:05 pm • End of Game: 7:32 pm • Total elapsed time: 3:27

Officials: Referee: Gregg Wilson; Umpire: T. Pontarelli; Linesman: Juan Cardenas;

Line judge: Ken Wolf; Back judge: Ben Cheffers; Field judge: Kevin Rathburn;

Side judge: Tom Oberweiser;

Temperature: 91 deg. • Wind: S10 mph • Weather: sunny, wispy clouds

	IDAHO	UCD
Score	21	44
FIRST DOWNS	20	28
RUSHES-YARDS (NET)	32-117	52-256
PASSING YDS (NET)	299	256
Passes Att-Comp-Int	46-25-1	39-25-0
TOTAL OFFENSE PLAYS-YARDS	78-416	91-512
Fumble Returns-Yards	0-0	0-0
Punt Returns-Yards	1-34	3-17
Kickoff Returns-Yards	3-44	2-41
Interception Returns-Yards	0-0	1-24
Punts (Number-Avg)	6-37.7	4-41.0
Fumbles-Lost	2-1	2-0
Penalties-Yards	10-80	11-106
Possession Time	29:35	30:18
Third-Down Conversions	7 of 19	7 of 18
Fourth-Down Conversions	2 of 5	3 of 5

**Idaho**

Rushing	No.	Gain	Loss	Net	TD	Lg	Avg
SAUNDERS, I.	20	106	4	102	0	22	5.1
WALKER, Tyrese	4	16	1	15	0	9	3.8
PETRINO, Mason	6	16	8	8	0	10	1.3
JOHNSON, R.	1	6	0	6	0	6	6.0

Passing	C-A-I	Yds	TD	Long	Sack
PETRINO, Mason	23-41-1	284	3	46	1
RICHARDSON, C.	2-5-0	15	0	8	1

Receiving	No.	Yards	TD	Long
UNGERER, David	9	86	1	29
COTTON, Jeff	5	79	1	46
HAYWOOD, C.	5	56	0	30
JOHNSON, R.	3	41	1	29

Punting	No.	Yds	Avg	Long	In20	TB
COFFEY, Cade	5	226	45.2	59	0	2
TEAM	1	0	0.0	0	0	0

Punt Returns	No.	Yards	TD	Long
UNGERER, David	1	34	0	34

Kick Returns	No.	Yards	TD	Long
BRANTLEY, D.	3	44	0	21

Tackles	UA-A	Total	Sacks	TFL
HALL, Ed	6-6	12	0.0	2.0
HOOVER, Jalen	5-3	8	0.0	0.0
ELLISS, C.	6-1	7	0.0	1.0

**UC Davis**

Rushing	No.	Gain	Loss	Net	TD	Lg	Avg
THOMAS, Tehran	15	120	1	119	1	48	7.9
GILLIAM, Ulonzo	16	85	1	84	0	16	5.2
MODISE, Namane	8	38	3	35	0	17	4.4
DOSS, Keelan	2	21	0	21	0	15	10.5

Passing	C-A-I	Yds	TD	Long	Sack
MAIER, Jake	25-37-0	256	3	34	1
FAULK, Gunnor	0-2-0	0	0	0	0

Receiving	No.	Yards	TD	Long
HARRELL, Jared	4	66	0	27
GILLIAM, Ulonzo	4	49	1	34
KRAFT, Justin	4	37	0	20
DOSS, Keelan	4	32	1	20

Punting	No.	Yds	Avg	Long	In20	TB
WHELAN, Daniel	4	164	41.0	56	1	1

Punt Returns	No.	Yards	TD	Long
THOMAS, Isaiah	2	10	0	10
AIREY, Connor	1	7	0	7

Kick Returns	No.	Yards	TD	Long
MODISE, Namane	1	20	0	20
MARTINEZ, Ryan	1	21	0	21

Tackles	UA-A	Total	Sacks	TFL
OLAVE, Isiah	5-4	9	0.0	0.0
BLAND, Montell	4-1	5	1.0	2.0
GARCIA, Tiger	3-2	5	0.0	0.0

Qtr	Time	Scoring Play	V-H
1st	11:32	UCD - DOSS, Keelan 20 yd pass from MAIER, Jake (O'ROURKE, Max kick), 11-75 3:34	0 - 7
	00:53	UCD - THOMAS, Tehran 4 yd run (O'ROURKE, Max kick), 12-64 3:23	0 - 14
2nd	09:59	UCD - MODISE, Namane 0 yd blocked punt return (O'ROURKE, Max kick)	0 - 21
	05:52	UCD - O'ROURKE, Max 31 yd field goal, 10-52 3:10	0 - 24
	01:50	IDAHO - UNGERER, David 14 yd pass from PETRINO, Mason (COFFEY, Cade kick), 9-75 4:07	7 - 24
	00:00	UCD - O'ROURKE, Max 29 yd field goal, 9-54 1:45	7 - 27
3rd	07:14	UCD - O'ROURKE, Max 35 yd field goal, 15-57 3:44	7 - 30
	05:09	UCD - GILLIAM, Ulonzo 34 yd pass from MAIER, Jake (O'ROURKE, Max kick), 1-34 0:08	7 - 37
	01:35	UCD - LIVINGSTON, D. 16 yd pass from MAIER, Jake (O'ROURKE, Max kick), 7-52 2:22	7 - 44
4th	14:19	IDAHO - COTTON, Jeff 46 yd pass from PETRINO, Mason (COFFEY, Cade kick), 5-75 2:21	14 - 44
	00:34	IDAHO - JOHNSON, R. 29 yd pass from PETRINO, Mason (COFFEY, Cade kick), 9-80 2:21	21 - 44

# GAME FIVE - AT NORTHERN COLORADO OCT. 6, 2018 - NOTTINGHAM FIELD (GREELEY, COLO.)

UC Davis (4-1,2-0) vs. Northern Colorado (0-6,0-3)

Date: 10/05/18 • Site: Greeley, Colo. • Stadium: Nottingham Field

Attendance: 4155

Score by Quarters	1	2	3	4	Total
UC Davis	14	14	14	7	49
Northern Colorado	0	10	0	26	36

Kickoff time: 12:05 pm • End of Game: 3:24 • Total elapsed time: 3:19

Officials: Referee: Scott Root; Umpire: David Reyes; Linesman: Noel Kulbeck;

Line judge: Justin Robinson; Back judge: Scott Zellmer; Field judge: Daniel Wilkins;

Side judge: Dan Andreason;

Temperature: 54 degs. • Wind: W 15 MPH • Weather: Overcast

	UCD	NC
Score	49	36
FIRST DOWNS	27	27
RUSHES-YARDS (NET)	35-116	40-66
PASSING YDS (NET)	408	387
Passes Att-Comp-Int	44-31-0	48-28-2
TOTAL OFFENSE PLAYS-YARDS	79-524	88-453
Fumble Returns-Yards	0-0	0-0
Punt Returns-Yards	3-14	0-0
Kickoff Returns-Yards	4-74	3-38
Interception Returns-Yards	2-13	0-0
Punts (Number-Avg)	2-38.0	4-40.2
Fumbles-Lost	2-0	2-1
Penalties-Yards	8-69	11-86
Possession Time	23:20	34:22
Third-Down Conversions	4 of 11	7 of 17
Fourth-Down Conversions	2 of 4	2 of 3

**UC Davis**

Rushing	No.	Gain	Loss	Net	TD	Lg	Avg
GILLIAM, Ulonzo	11	50	0	50	1	18	4.5
THOMAS, Tehran	12	41	1	40	1	15	3.3
DOSS, Keelan	2	18	0	18	0	10	9.0
CRAWFORD, C.	2	16	0	16	0	11	8.0

Passing	C-A-I	Yds	TD	Long	Sack
MAIER, Jake	28-39-0	380	4	49	0
JOHNSON, Brock	3-5-0	28	1	16	0

Receiving	No.	Yards	TD	Long
DOSS, Keelan	11	150	1	35
HARRELL, Jared	4	88	0	49
PREECE, Wesley	4	25	3	9
GILLIAM, Ulonzo	4	16	0	11

Punting	No.	Yds	Avg	Long	In20	TB
WHELAN, Daniel	2	76	38.0	41	1	0

Punt Returns	No.	Yards	TD	Long
THOMAS, Isaiah	3	14	0	9

Kick Returns	No.	Yards	TD	Long
MODISE, Namane	4	74	0	30

Tackles	UA-A	Total	Sacks	TFL
BAUMGART, A.	6-0	6	1.0	1.0
MOE, Mason	4-0	4	1.0	2.0

**Northern Colorado**

Rushing	No.	Gain	Loss	Net	TD	Lg	Avg
Hall,M.	16	62	11	51	1	12	3.2
Riek,T.	11	44	2	42	1	9	3.8
Wesley,A.	1	3	0	3	0	3	3.0
Team	1	0	1	-1	0	0	-1.0

Passing	C-A-I	Yds	TD	Long	Sack
Regan,C.	28-48-2	387	2	34	5

Receiving	No.	Yards	TD	Long
Wesley,A.	9	178	1	34
Fiarman,W.	4	63	0	25
Verna,T.	4	30	0	10
Hall,M.	4	17	1	8

Punting	No.	Yds	Avg	Long	In20	TB
Root,C.	4	161	40.2	45	0	0

Punt Returns	No.	Yards	TD	Long
--------------	-----	-------	----	------

Kick Returns	No.	Yards	TD	Long
Wesley,A.	2	37	0	23
Ison,J.	1	1	0	1

Tackles	UA-A	Total	Sacks	TFL
Stelzner,H.	8-3	11	0.0	0.5
Harris,A.	7-0	7	0.0	0.0

Qtr	Time	Scoring Play	V-H
1st	08:40	UCD - PREECE, Wesley 6 yd pass from MAIER, Jake (O'ROURKE, Max kick), 12-61 3:35	7 - 0
	01:28	UCD - GILLIAM, Ulonzo 1 yd run (O'ROURKE, Max kick), 5-21 1:48	14 - 0
2nd	12:42	NC - Riek,T. 6 yd run (Combs,M. kick), 8-65 3:51	14 - 7
	11:21	UCD - PREECE, Wesley 9 yd pass from MAIER, Jake (O'ROURKE, Max kick), 6-82 1:21	21 - 7
	01:37	NC - Combs,M. 36 yd field goal, 12-62 4:36	21 - 10
	00:21	UCD - THOMAS, Tehran 2 yd run (O'ROURKE, Max kick), 10-70 1:10	28 - 10
3rd	11:18	UCD - DOSS, Keelan 25 yd pass from MAIER, Jake (O'ROURKE, Max kick), 6-53 2:21	35 - 10
	04:53	UCD - PREECE, Wesley 9 yd pass from MAIER, Jake (O'ROURKE, Max kick), 5-75 1:52	42 - 10
4th	09:15	UCD - MARTINEZ, Gabe 16 yd pass from JOHNSON, Brock (O'ROURKE, Max kick), 7-44 1:46	49 - 10
	06:42	NC - Hall,M. 1 yd run (Sol,N. pass from Regan,C.), 9-75 2:39	49 - 18
	05:52	NC - Talkington,B. safety	49 - 20
	03:15	NC - Hall,M. 8 yd pass from Regan,C. (Wesley,A. pass from Regan,C.), 9-89 2:39	49 - 28
	02:18	NC - Wesley,A. 8 yd pass from Regan,C. (Wesley,A. pass from Regan,C.), 5-59 0:54	49 - 36



**GAME SIX - VS. IDAHO STATE**  
**OCT. 13, 2018 - AGGIE STADIUM (DAVIS, CALIF.)**

Idaho State (4-2,3-1) vs. UC Davis (5-1,3-0)

Date: 10/13/18 • Site: Davis, Calif. • Stadium: Aggie Stadium

Attendance: 10849

Score by Quarters	1	2	3	4	OT	O1	Total
Idaho State	3	20	7	7	0	0	37
UC Davis	7	7	8	15	7	7	44

Kickoff time: 4:04 pm • End of Game: 7:16 pm • Total elapsed time: 3:12  
 Officials: Referee: Jeff Rink; Umpire: C. Butterfield; Linesman: Bob Guerin;  
 Line judge: Jeff Isham; Back judge: Chris Hawkes; Field judge: Bill Robers;  
 Side judge: Matt Williams;  
 Temperature: 81 degs • Wind: NW 5 MPH • Weather: Sunny, clear skies  
 Third sellout in Aggie Stadium history

	ISU	UCD
Score	37	44
<b>FIRST DOWNS</b>	24	31
<b>RUSHES-YARDS (NET)</b>	56-243	33-150
<b>PASSING YDS (NET)</b>	319	382
Passes Att-Comp-Int	30-19-1	51-40-1
<b>TOTAL OFFENSE PLAYS-YARDS</b>	86-562	84-532
Fumble Returns-Yards	0-0	0-0
Punt Returns-Yards	2-4	2-31
Kickoff Returns-Yards	1-15	7-163
Interception Returns-Yards	1-83	1-0
Punts (Number-Avg)	5-45.8	6-38.2
Fumbles-Lost	1-0	1-1
Penalties-Yards	7-59	7-49
Possession Time	32:22	27:38
Third-Down Conversions	3 of 14	6 of 14
Fourth-Down Conversions	3 of 4	2 of 2

**Idaho State**

Rushing	No.	Gain	Loss	Net	TD	Lg	Avg
MADISON, James	33	153	6	147	2	22	4.5
FLANAGAN, Ty	11	94	2	92	1	58	8.4
YANCY, Kieran	1	3	0	3	0	3	3.0
GUELLER, Tanner	10	25	23	2	0	7	0.2

Passing	C-A-I	Yds	TD	Long	Sack
GUELLER, Tanner	19-30-1	319	2	42	4

Receiving	No.	Yards	TD	Long
GUELLER, Mitch	8	175	0	42
DEAN, Michael	3	36	2	25
MADISON, James	2	20	0	17
JOHNSON, Jake	2	14	0	12

Punting	No.	Yds	Avg	Long	In20	TB
RYAN, Kevin	5	229	45.8	52	1	2

Punt Returns	No.	Yards	TD	Long
YANCY, Kieran	2	4	0	4

Kick Returns	No.	Yards	TD	Long
YANCY, Kieran	1	15	0	15

Tackles	UA-A	Total	Sacks	TFL
GRAVES, Kody	11-2	13	0.0	0.0
HOLLAND, C.	7-3	10	0.0	0.0

**UC Davis**

Rushing	No.	Gain	Loss	Net	TD	Lg	Avg
GILLIAM, Ulonzo	20	99	0	99	1	23	4.9
DOSS, Keelan	2	25	0	25	0	19	12.5
THOMAS, Tehran	4	15	0	15	0	5	3.8
MODISE, Namane	2	8	0	8	0	6	4.0

Passing	C-A-I	Yds	TD	Long	Sack
MAIER, Jake	40-51-1	382	5	45	1

Receiving	No.	Yards	TD	Long
DOSS, Keelan	13	131	1	20
HARRELL, Jared	9	97	1	18
GILLIAM, Ulonzo	6	38	1	17
PREECE, Wesley	4	28	0	19

Punting	No.	Yds	Avg	Long	In20	TB
WHELAN, Daniel	4	165	41.2	50	2	0
BLAIR, Matt	2	64	32.0	48	1	0

Punt Returns	No.	Yards	TD	Long
THOMAS, Isaiah	2	31	0	34

Kick Returns	No.	Yards	TD	Long
MODISE, Namane	5	125	0	43
SKEPTARIS, C.	1	15	0	15

Tackles	UA-A	Total	Sacks	TFL
BLAND, Montell	6-3	9	0.0	1.0
JAMISON, B.	5-2	7	1.0	2.5

Qtr	Time	Scoring Play	V-H
1st	12:56	UCD - THOMAS, Tehran 4 yd pass from MAIER, Jake (O'ROURKE, Max kick), 7-67 2:04	0 - 7
	08:15	ISU - SHEIDOW, C. 32 yd field goal, 14-60 4:47	3 - 7
2nd	13:22	ISU - MADISON, James 10 yd run (SHEIDOW, C. kick blocked), 12-64 4:17	9 - 7
	06:51	ISU - MADISON, James 1 yd run (SHEIDOW, C. kick), 9-83 3:15	16 - 7
	04:17	ISU - FLANAGAN, Ty 58 yd run (SHEIDOW, C. kick), 2-55 0:51	23 - 7
	01:04	UCD - HARRELL, Jared 12 yd pass from MAIER, Jake (O'ROURKE, Max kick), 11-72 3:12	23 - 14
3rd	13:59	ISU - DEAN, Michael 25 yd pass from GUELLER, Tanner (SHEIDOW, C. kick), 4-75 1:07	30 - 14
	03:37	UCD - KRAFT, Justin 45 yd pass from MAIER, Jake (KRAFT, Justin pass from MAIER, Jake), 5-84 1:35	30 - 22
4th	13:35	ISU - DEAN, Michael 3 yd pass from GUELLER, Tanner (SHEIDOW, C. kick), 13-75 5:08	37 - 22
	08:30	UCD - GILLIAM, Ulonzo 7 yd pass from MAIER, Jake (O'ROURKE, Max kick), 12-55 4:59	37 - 29
	01:09	UCD - DOSS, Keelan 5 yd pass from MAIER, Jake (HARRELL, Jared pass from MAIER, Jake), 8-77 2:28	37 - 37
OT	15:00	UCD - GILLIAM, Ulonzo 4 yd run (O'ROURKE, Max kick), 7-25 0:00	37 - 44

**GAME SEVEN - AT CAL POLY**  
**OCT. 20, 2018 - SPANOS STADIUM (SAN LUIS OBISPO, CALIF.)**

UC Davis (6-1,4-0) vs. Cal Poly (2-5,1-3)

Date: 10/20/18 • Site: San Luis Obispo, CA • Stadium: Alex G. Spanos Std.

Attendance: 8503

Score by Quarters	1	2	3	4	Total
UC Davis	0	31	7	14	<b>52</b>
Cal Poly	10	0	0	0	<b>10</b>

Kickoff time: 4:05 pm • End of Game: 6:49 pm • Total elapsed time: 2:44

Officials: Referee: Jim Crowley; Umpire: Roger Stewart; Linesman: Benjamin Keller;

Line judge: Rob Quello; Back judge: Josh Aragon; Field judge: Brent Baumann;

Side judge: Jeff Appelbaum;

Temperature: 82 @ KO • Wind: 4-6 West • Weather: Sunny, warm

Replay Official: Jim LaBorde

Battle for the Golden Horseshoe / Mustang Family Weekend

	UCD	CP
Score	52	10
<b>FIRST DOWNS</b>	19	19
<b>RUSHES-YARDS (NET)</b>	26-232	75-304
<b>PASSING YDS (NET)</b>	200	48
Passes Att-Comp-Int	33-17-0	10-6-0
<b>TOTAL OFFENSE PLAYS-YARDS</b>	59-432	85-352
Fumble Returns-Yards	1-34	0-0
Punt Returns-Yards	3-7	1-0
Kickoff Returns-Yards	1-28	4-61
Interception Returns-Yards	0-0	0-0
Punts (Number-Avg)	6-41.2	7-39.4
Fumbles-Lost	2-1	4-2
Penalties-Yards	0-0	4-30
Possession Time	21:36	38:19
Third-Down Conversions	4 of 10	10 of 22
Fourth-Down Conversions	0 of 0	1 of 3

**UC Davis**

Rushing	No.	Gain	Loss	Net	TD	Lg	Avg
THOMAS, Tehran	9	101	0	101	0	44	11.2
GILLIAM, Ulonzo	10	95	0	95	1	30	9.5
MODISE, Namane	3	13	0	13	0	9	4.3
KRAFT, Justin	1	8	0	8	0	8	8.0

Passing	C-A-I	Yds	TD	Long	Sack
MAIER, Jake	17-33-0	200	5	41	0

Receiving	No.	Yards	TD	Long
DOSS, Keelan	5	53	1	16
HARRELL, Jared	3	71	1	41
PREECE, Wesley	3	28	2	17
KRAFT, Justin	2	17	1	12

Punting	No.	Yds	Avg	Long	In20	TB
WHELAN, Daniel	6	247	41.2	55	2	0

Punt Returns	No.	Yards	TD	Long
THOMAS, Isaiah	3	7	0	5

Kick Returns	No.	Yards	TD	Long
MODISE, Namane	1	28	0	28

Tackles	UA-A	Total	Sacks	TFL
TRIMBLE, Cam	4-4	8	0.0	0.0
MOE, Mason	6-1	7	1.0	3.0
AIREY, Connor	5-2	7	0.0	1.0
PARENTEAU, Ryan	6-0	6	0.0	2.0

**Cal Poly**

Rushing	No.	Gain	Loss	Net	TD	Lg	Avg
PROTHEROE, Joe	33	149	2	147	1	35	4.5
JENKINS, Khaleel	25	80	17	63	0	11	2.5
REID, Kyle	5	47	0	47	0	24	9.4
HERNANDEZ, Drew	6	49	5	44	0	35	7.3

Passing	C-A-I	Yds	TD	Long	Sack
JENKINS, Khaleel	6-10-0	48	0	14	1

Receiving	No.	Yards	TD	Long
KOSKI, J.J.	4	48	0	14
PROTHEROE, Joe	1	3	0	3
GREEN, Tre	1	-3	0	0

Punting	No.	Yds	Avg	Long	In20	TB
SUBLETTE, Casey	7	276	39.4	49	0	0

Punt Returns	No.	Yards	TD	Long
KOSKI, J.J.	1	0	0	0

Kick Returns	No.	Yards	TD	Long
MCNAB, Ryan	4	61	0	18

Tackles	UA-A	Total	Sacks	TFL
NICHOLS, Carter	3-5	8	0.0	0.0
HUMPHREY, Kitu	4-3	7	0.0	0.0
TURNER, Anders	4-2	6	0.0	0.0
ROSALES, Jerek	2-3	5	0.0	0.0

Qtr	Time	Scoring Play	V-H
1st	10:19	CP - PROTHEROE, Joe 35 yd run (VEGA, Alex kick), 9-64 3:41	0 - 7
	03:50	CP - VEGA, Alex 41 yd field goal, 10-51 5:09	0 - 10
2nd	14:33	UCD - PREECE, Wesley 9 yd pass from MAIER, Jake (O'ROURKE, Max kick), 10-61 2:13	7 - 10
	09:44	UCD - HARRELL, Jared 19 yd pass from MAIER, Jake (O'ROURKE, Max kick), 4-54 1:06	14 - 10
	08:21	UCD - GILLIAM, Ulonzo 7 yd run (O'ROURKE, Max kick), 5-20 1:18	21 - 10
	01:56	UCD - DOSS, Keelan 14 yd pass from MAIER, Jake (O'ROURKE, Max kick), 3-64 1:42	28 - 10
	00:04	UCD - O'ROURKE, Max 43 yd field goal, 5-46 0:38	31 - 10
3rd	02:48	UCD - KRAFT, Justin 12 yd pass from MAIER, Jake (O'ROURKE, Max kick), 5-76 2:59	38 - 10
4th	12:57	UCD - PREECE, Wesley 17 yd pass from MAIER, Jake (O'ROURKE, Max kick), 6-76 2:06	45 - 10
	11:21	UCD - OCANSEY, Roland 34 yd fumble recovery (O'ROURKE, Max kick)	52 - 10





## GAME EIGHT - AT MONTANA

OCT. 27, 2018 - WASHINGTON-GRIZZLY STADIUM (MISSOULA, MONT.)

UC Davis (7-1,5-0) vs. Montana (4-4,2-3)

Date: 10/27/18 • Site: Missoula, Mont. • Stadium: Washington-Grizzly

Attendance: 24141

Score by Quarters	1	2	3	4	Total
UC Davis	3	0	10	36	49
Montana	7	14	0	0	21

Officials: Referee: Kelly Holman; Umpire: John Schindler; Linesman: Craig Orbanosky;  
 Line judge: Jeff Mikus; Back judge: Spencer Mumford; Field judge: Quentin Brooks;  
 Side judge: Aaron Hochuli;  
 Temperature: 56 • Wind: • Weather: Sunny

	UCD	UM
Score	49	21
<b>FIRST DOWNS</b>	25	26
<b>RUSHES-YARDS (NET)</b>	34-171	38-167
<b>PASSING YDS (NET)</b>	348	246
Passes Att-Comp-Int	50-37-0	43-27-3
<b>TOTAL OFFENSE PLAYS-YARDS</b>	84-519	81-413
Fumble Returns-Yards	0-0	0-0
Punt Returns-Yards	1-4	2--1
Kickoff Returns-Yards	2-42	2-41
Interception Returns-Yards	3-47	0-0
Punts (Number-Avg)	6-43.2	6-39.0
Fumbles-Lost	0-0	2-1
Penalties-Yards	14-101	5-40
Possession Time	29:15	30:45
Third-Down Conversions	5 of 16	5 of 16
Fourth-Down Conversions	2 of 2	1 of 2

## UC Davis

Rushing	No.	Gain	Loss	Net	TD	Lg	Avg
THOMAS, Tehran	5	78	0	78	1	56	15.6
GILLIAM, Ulonzo	18	74	5	69	1	13	3.8
MODISE, Namane	6	36	2	34	0	16	5.7
DOSS, Keelan	1	6	0	6	0	6	6.0

Passing	C-A-I	Yds	TD	Long	Sack
MAIER, Jake	36-48-0	292	3	27	2
JOHNSON, Brock	0-1-0	0	0	0	0

Receiving	No.	Yards	TD	Long
HARRELL, Jared	10	81	0	25
DOSS, Keelan	10	78	1	13
CRAWFORD, C.	5	61	1	27
GILLIAM, Ulonzo	5	42	0	14

Punting	No.	Yds	Avg	Long	In20	TB
WHELAN, Daniel	6	259	43.2	52	2	0

Punt Returns	No.	Yards	TD	Long
THOMAS, Isaiah	1	4	0	4

Kick Returns	No.	Yards	TD	Long
MODISE, Namane	1	20	0	20
MARTINEZ, Ryan	1	22	0	22

Tackles	UA-A	Total	Sacks	TFL
MOE, Mason	7-6	13	3.5	5.0
KING, Devon	7-2	9	0.0	1.0
BLAND, Montell	5-2	7	0.0	0.0

## Montana

Rushing	No.	Gain	Loss	Net	TD	Lg	Avg
CALHOUN, Jeremy	16	74	1	73	1	15	4.6
SNEED, Dalton	13	86	36	50	0	22	3.8
SULSER, Gabe	1	25	0	25	0	25	25.0
EASTWOOD, Adam	5	15	0	15	0	4	3.0

Passing	C-A-I	Yds	TD	Long	Sack
SNEED, Dalton	25-37-3	230	2	45	5
HUMPHREY, Cam	2-6-0	16	0	12	1

Receiving	No.	Yards	TD	Long
AKEM, Samuel	9	75	2	21
TOURE, Samori	5	35	0	12
CURRAN, Keenan	3	13	0	11
DEMING, Bryson	2	60	0	45

Punting	No.	Yds	Avg	Long	In20	TB
WILLIAMS, Eric	6	234	39.0	59	3	0

Punt Returns	No.	Yards	TD	Long
LOUIE-McGEE, J.	2	-1	0	0

Kick Returns	No.	Yards	TD	Long
SULSER, Gabe	2	41	0	23

Tackles	UA-A	Total	Sacks	TFL
OLSON, Dante	6-7	13	1.0	1.0
ROBERTSON, G.	5-3	8	1.0	1.0
NASH, Dareon	5-3	8	0.0	0.0

Qtr	Time	Scoring Play	V-H
1st	11:45	UM - AKEM, Samuel 13 yd pass from SNEED, Dalton (SEMENZA, Tim kick), 10-75 3:21	0 - 7
	06:59	UCD - O'ROURKE, Max 42 yd field goal, 14-51 4:40	3 - 7
2nd	03:55	UM - CALHOUN, Jeremy 15 yd run (SEMENZA, Tim kick), 7-63 1:47	3 - 14
	00:50	UM - AKEM, Samuel 14 yd pass from SNEED, Dalton (SEMENZA, Tim kick), 4-51 1:56	3 - 21
3rd	07:22	UCD - O'ROURKE, Max 41 yd field goal, 12-71 3:23	6 - 21
	02:17	UCD - PREECE, Wesley 5 yd pass from MAIER, Jake (O'ROURKE, Max kick), 4-66 1:05	13 - 21
4th	13:31	UCD - DOSS, Keelan 4 yd pass from MAIER, Jake (GILLIAM, Ulonzo pass from MAIER, Jake), 10-63 2:22	21 - 21
	10:59	UCD - THOMAS, Tehran 56 yd run (O'ROURKE, Max kick), 3-82 0:54	28 - 21
	09:13	UCD - GILLIAM, Ulonzo 4 yd run (O'ROURKE, Max kick), 3-14 0:43	35 - 21
	07:42	UCD - MAIER, Jake 1 yd run (O'ROURKE, Max kick), 3-6 1:18	42 - 21
	05:08	UCD - CRAWFORD, C. 2 yd pass from MAIER, Jake (O'ROURKE, Max kick), 6-56 2:03	49 - 21

# GAME NINE - VS. NORTHERN ARIZONA NOV. 3, 2018 - AGGIE STADIUM (DAVIS, CALIF.)

Northern Arizona (3-6,2-4) vs. UC Davis (8-1,6-0)

Date: 11/03/18 • Site: Davis, Calif. • Stadium: Aggie Stadium

Attendance: 7890

Score by Quarters	1	2	3	4	Total
Northern Arizona	0	6	0	14	20
UC Davis	21	0	7	14	42

Kickoff time: 1:05 pm • End of Game: 4:22 pm • Total elapsed time: 3:17

Officials: Referee: Gregg Wilson; Umpire: T. Pontarelli; Linesman: Juan Cardenas;

Line judge: Ken Wolf; Back judge: Ben Cheffers; Field judge: Brian Beck;

Side judge: T. Oberweiser;

Temperature: 81 deg • Wind: N 10 MPH • Weather: Sunny, clear skies

	NAU	UCD
Score	20	42
<b>FIRST DOWNS</b>	22	24
<b>RUSHES-YARDS (NET)</b>	66-320	43-215
<b>PASSING YDS (NET)</b>	66	262
Passes Att-Comp-Int	12-4-1	33-21-1
<b>TOTAL OFFENSE PLAYS-YARDS</b>	78-386	76-477
Fumble Returns-Yards	0-0	0-0
Punt Returns-Yards	1--2	3-11
Kickoff Returns-Yards	2-26	3-68
Interception Returns-Yards	1-11	1-37
Punts (Number-Avg)	9-35.8	7-40.1
Fumbles-Lost	0-0	1-0
Penalties-Yards	7-60	8-85
Possession Time	33:09	26:51
Third-Down Conversions	9 of 20	10 of 19
Fourth-Down Conversions	1 of 1	1 of 1

## Northern Arizona

Rushing	No.	Gain	Loss	Net	TD	Lg	Avg
PORTER, Brandon	28	186	22	164	1	49	5.9
YOUNG, Cory	16	93	0	93	1	27	5.8
ALDREDGE, A.	6	40	0	40	0	20	6.7
LOGAN, Joe	9	24	0	24	0	6	2.7

Passing	C-A-I	Yds	TD	Long	Sack
PORTER, Brandon	4-12-1	66	1	49	2

Receiving	No.	Yards	TD	Long
BUTLER, E.	1	49	1	49
LOVETTE, Malik	1	15	0	15
YOUNG, Cory	1	5	0	5
ALDREDGE, A.	1	-3	0	0

Punting	No.	Yds	Avg	Long	In20	TB
ARNSON, DJ	9	322	35.8	47	0	1

Punt Returns	No.	Yards	TD	Long
LOVETTE, Malik	1	-2	0	0

Kick Returns	No.	Yards	TD	Long
ALDREDGE, A.	1	4	0	4
LOVETTE, Malik	1	22	0	22

Tackles	UA-A	Total	Sacks	TFL
VANCE, Tristen	4-4	8	0.0	0.0
DAVISON, M.	4-4	8	0.0	0.0
SUTTON, Wes	4-3	7	0.0	0.0
ANDREWS, Aaron	4-2	6	0.0	1.0

## UC Davis

Rushing	No.	Gain	Loss	Net	TD	Lg	Avg
THOMAS, Tehran	24	96	2	94	1	19	3.9
MODISE, Namane	8	74	2	72	1	43	9.0
HARRELL, Jared	2	16	0	16	0	14	8.0
MAIER, Jake	3	15	0	15	0	13	5.0

Passing	C-A-I	Yds	TD	Long	Sack
MAIER, Jake	21-33-1	262	3	39	0

Receiving	No.	Yards	TD	Long
DOSS, Keelan	8	103	2	25
THOMAS, Tehran	3	56	1	39
PREECE, Wesley	3	33	0	16
CRAWFORD, C.	2	22	0	14

Punting	No.	Yds	Avg	Long	In20	TB
WHELAN, Daniel	6	243	40.5	54	2	1
MAIER, Jake	1	38	38.0	38	0	1

Punt Returns	No.	Yards	TD	Long
THOMAS, Isaiah	2	-6	0	0
OLAVE, Isiah	1	17	0	17

Kick Returns	No.	Yards	TD	Long
MODISE, Namane	2	54	0	27
MARTINEZ, Ryan	1	14	0	14

Tackles	UA-A	Total	Sacks	TFL
BLAND, Montell	4-7	11	0.5	2.0
PARENTEAU, Ryan	4-3	7	0.0	0.0
CLOUD, Terrell	3-3	6	0.0	0.5
MOE, Mason	3-3	6	0.0	0.5

Qtr	Time	Scoring Play	V-H
1st	12:41	UCD - DOSS, Keelan 25 yd pass from MAIER, Jake (O'ROURKE, Max kick), 8-69 2:19	0 - 7
	07:34	UCD - THOMAS, Tehran 39 yd pass from MAIER, Jake (O'ROURKE, Max kick), 3-45 1:05	0 - 14
	00:45	UCD - THOMAS, Tehran 5 yd run (O'ROURKE, Max kick), 13-81 4:15	0 - 21
2nd	10:56	NAU - YOUNG, Cory 1 yd run (AGUILAR, Luis kick blockd), 13-75 4:56	6 - 21
3rd	08:19	UCD - MODISE, Namane 43 yd run (O'ROURKE, Max kick), 5-73 1:35	6 - 28
4th	13:37	UCD - DOSS, Keelan 16 yd pass from MAIER, Jake (O'ROURKE, Max kick), 9-54 2:28	6 - 35
	11:03	NAU - BUTLER, E. 49 yd pass from PORTER, Brandon (HORSTING, C. kick), 7-81 2:28	13 - 35
	05:19	NAU - PORTER, Brandon 49 yd run (HORSTING, C. kick), 3-58 1:18	20 - 35
	01:13	UCD - SPENCER, C.J. 2 yd run (O'ROURKE, Max kick), 9-58 3:59	20 - 42

**GAME 10 - AT EASTERN WASHINGTON**  
**NOV. 10 2018 - ROOS FIELD (CHENEY, WASH.)**

UC Davis (8-2,6-1) vs. Eastern Washington (8-2,6-1)

Date: 11/10/18 • Site: Cheney, Wash. • Stadium: Roos Field

Attendance: 8789

Score by Quarters	1	2	3	4	Total
UC Davis	10	7	3	0	20
Eastern Washington	7	14	14	24	59

Kickoff time: 1:05 pm • End of Game: 4:18 pm • Total elapsed time: 3:13

Officials: Referee: Scott Root; Umpire: Dave Stireman; Linesman: Noel Kulbeck;

Line judge: Justin Robinson; Back judge: Scott Zellmer; Field judge: Daniel Wilkins;

Side judge: Dan Andreason;

Temperature: 34 deg • Wind: slight • Weather: cold, foggy

	UCD	EWU
Score	20	59
<b>FIRST DOWNS</b>	18	31
<b>RUSHES-YARDS (NET)</b>	27-200	63-372
<b>PASSING YDS (NET)</b>	195	297
Passes Att-Comp-Int	43-23-3	31-17-0
<b>TOTAL OFFENSE PLAYS-YARDS</b>	70-395	94-669
Fumble Returns-Yards	0-0	0-0
Punt Returns-Yards	1-15	0-0
Kickoff Returns-Yards	9-194	2-24
Interception Returns-Yards	0-0	3-45
Punts (Number-Avg)	5-46.8	5-39.8
Fumbles-Lost	2-2	1-1
Penalties-Yards	4-45	5-73
Possession Time	22:14	37:37
Third-Down Conversions	7 of 17	7 of 14
Fourth-Down Conversions	0 of 1	0 of 0

**UC Davis**

Rushing	No.	Gain	Loss	Net	TD	Lg	Avg
THOMAS, Tehran	5	82	1	81	1	69	16.2
GILLIAM, Ulonzo	12	74	4	70	1	46	5.8
MODISE, Namane	4	39	0	39	0	13	9.8
RODRIGUES, H.	1	13	0	13	0	13	13.0

Passing	C-A-I	Yds	TD	Long	Sack
MATER, Jake	23-42-2	195	0	26	1
RODRIGUES, H.	0-1-1	0	0	0	0

Receiving	No.	Yards	TD	Long
HARRELL, Jared	6	51	0	14
DOSS, Keelan	5	70	0	26
GILLIAM, Ulonzo	5	31	0	13
CRAWFORD, C.	4	22	0	9

Punting	No.	Yds	Avg	Long	In20	TB
WHELAN, Daniel	5	234	46.8	52	2	0

Punt Returns	No.	Yards	TD	Long
THOMAS, Isaiah	1	15	0	15

Kick Returns	No.	Yards	TD	Long
MODISE, Namane	7	188	0	37
PERRYMAN, J.	1	0	0	0

Tackles	UA-A	Total	Sacks	TFL
BLAND, Montell	7-4	11	0.0	1.0
DUNCAN, Erron	6-3	9	0.0	0.0

**Eastern Washington**

Rushing	No.	Gain	Loss	Net	TD	Lg	Avg
Antoine Custer	15	104	4	100	2	19	6.7
Sam McPherson	21	99	4	95	2	17	4.5
Tamarick Pierce	8	75	0	75	2	31	9.4
Eric Barriere	8	65	5	60	0	18	7.5

Passing	C-A-I	Yds	TD	Long	Sack
Eric Barriere	16-30-0	285	1	55	1
Andrew Boston	1-1-0	12	0	12	0

Receiving	No.	Yards	TD	Long
Nsimba Webster	3	103	0	36
Antoine Custer	3	30	0	12
Henderson Belk	2	63	0	55
Terence Grady	2	24	0	16

Punting	No.	Yds	Avg	Long	In20	TB
R. Alcobendas	5	199	39.8	57	4	0

Punt Returns	No.	Yards	TD	Long
--------------	-----	-------	----	------

Kick Returns	No.	Yards	TD	Long
Dylan Ingram	1	6	0	6
Dennis Merritt	1	18	0	18

Tackles	UA-A	Total	Sacks	TFL
Chris Ojoh	8-2	10	0.0	1.0
Ketner Kupp	5-5	10	0.0	0.5

Qtr	Time	Scoring Play	V-H
1st	11:43	UCD - O'ROURKE, Max 30 yd field goal, 10-62 3:23	3 - 0
	08:47	UCD - GILLIAM, Ulonzo 46 yd run (O'ROURKE, Max kick), 4-64 1:22	10 - 0
	06:35	EWU - Antoine Custer 1 yd run (R. Alcobendas kick), 6-75 2:18	10 - 7
2nd	12:17	EWU - Sam McPherson 3 yd run (R. Alcobendas kick), 12-83 4:05	10 - 14
	09:44	EWU - Tamarick Pierce 3 yd run (R. Alcobendas kick), 6-73 2:12	10 - 21
	00:22	UCD - THOMAS, Tehran 69 yd run (O'ROURKE, Max kick), 6-91 1:37	17 - 21
3rd	11:21	EWU - Nzuzi Webster 45 yd interception return (R. Alcobendas kick)	17 - 28
	08:10	EWU - Antoine Custer 1 yd run (R. Alcobendas kick), 6-68 2:02	17 - 35
	00:25	UCD - BLAIR, Matt 51 yd field goal, 10-59 3:46	20 - 35
4th	11:40	EWU - R. Alcobendas 24 yd field goal, 10-52 3:49	20 - 38
	08:57	EWU - Sam McPherson 12 yd run (R. Alcobendas kick), 5-45 1:51	20 - 45
	07:09	EWU - Tamarick Pierce 7 yd run (R. Alcobendas kick), 3-38 1:32	20 - 52
	00:41	EWU - Trenton Harris 6 yd pass from Eric Barriere (R. Alcobendas kick), 9-42 6:24	20 - 59

# **GAME 11 - VS. SACRAMENTO STATE** **NOV. 17, 2018 - MACKAY STADIUM (RENO, NEV.)**

Sacramento State (2-8,0-7) vs. UC Davis (9-2,7-1)

Date: 11/17/18 • Site: Reno, Nevada • Stadium: Mackay Stadium

Attendance: 2482

<b>Score by Quarters</b>	<b>1</b>	<b>2</b>	<b>3</b>	<b>4</b>	<b>Total</b>
Sacramento State	3	7	3	0	<b>13</b>
UC Davis	14	21	7	14	<b>56</b>

Kickoff time: 12:05 pm • End of Game: 3:03 pm • Total elapsed time: 2:58

Officials: Referee: Jeff Rink; Umpire: Ch. Butterfield; Linesman: Bob Guerin;

Line judge: Jeff Isham; Back judge: Chris Hawkes; Field judge: Bill Robers;

Side judge: Matt Williams;

Temperature: 52 F • Wind: 4 ENE • Weather: Clear, sunny

Game relocated to Reno, Nev. due to air quality in

Sacramento valley due to Butte County Camp Fire.

	<b>SAC</b>	<b>UCD</b>
Score	13	56
<b>FIRST DOWNS</b>	16	31
<b>RUSHES-YARDS (NET)</b>	46-170	35-213
<b>PASSING YDS (NET)</b>	127	478
Passes Att-Comp-Int	25-10-0	46-37-0
<b>TOTAL OFFENSE PLAYS-YARDS</b>	71-297	81-691
Fumble Returns-Yards	0-0	0-0
Punt Returns-Yards	0-0	5--4
Kickoff Returns-Yards	3-66	3-48
Interception Returns-Yards	0-0	0-0
Punts (Number-Avg)	8-44.2	4-42.8
Fumbles-Lost	0-0	3-0
Penalties-Yards	4-45	7-69
Possession Time	29:38	27:38
Third-Down Conversions	9 of 20	9 of 14
Fourth-Down Conversions	0 of 0	1 of 1

**Sacramento State**

<b>Rushing</b>	<b>No.</b>	<b>Gain</b>	<b>Loss</b>	<b>Net</b>	<b>TD</b>	<b>Lg</b>	<b>Avg</b>
DOTSON, Elijah	14	61	0	61	0	24	4.4
PERKINSON, BJ	11	41	0	41	0	7	3.7
THOMSON, Kevin	7	47	14	33	0	19	4.7
GABLE, Isaiah	6	23	0	23	0	8	3.8

<b>Passing</b>	<b>C-A-I</b>	<b>Yds</b>	<b>TD</b>	<b>Long</b>	<b>Sack</b>
THOMSON, Kevin	10-25-0	127	1	34	2

<b>Receiving</b>	<b>No.</b>	<b>Yards</b>	<b>TD</b>	<b>Long</b>
WILLIAMS, P.	3	65	1	34
McCLINTON, Tao	2	20	0	14
ANDERSON, J.	2	10	0	6
RATLIFF, Jaelin	1	21	0	21

<b>Punting</b>	<b>No.</b>	<b>Yds</b>	<b>Avg</b>	<b>Long</b>	<b>In20</b>	<b>TB</b>
HOOLIHAN, Owen	8	354	44.2	53	1	1

<b>Punt Returns</b>	<b>No.</b>	<b>Yards</b>	<b>TD</b>	<b>Long</b>
---------------------	------------	--------------	-----------	-------------

<b>Kick Returns</b>	<b>No.</b>	<b>Yards</b>	<b>TD</b>	<b>Long</b>
THOMPSON, M.	3	66	0	26

<b>Tackles</b>	<b>UA-A</b>	<b>Total</b>	<b>Sacks</b>	<b>TFL</b>
ANDERSON, I.	9-6	15	0.0	2.0
BRUCE, Marcus	6-5	11	0.0	1.0
JETER, Malik	5-4	9	0.0	1.0

**UC Davis**

<b>Rushing</b>	<b>No.</b>	<b>Gain</b>	<b>Loss</b>	<b>Net</b>	<b>TD</b>	<b>Lg</b>	<b>Avg</b>
GILLIAM, Ulonzo	16	138	0	138	0	34	8.6
MODISE, Namane	8	29	1	28	1	7	3.5
HICKS, Ethan	2	28	0	28	1	25	14.0
MAIER, Jake	3	13	0	13	2	9	4.3

<b>Passing</b>	<b>C-A-I</b>	<b>Yds</b>	<b>TD</b>	<b>Long</b>	<b>Sack</b>
MAIER, Jake	37-46-0	478	4	77	0

<b>Receiving</b>	<b>No.</b>	<b>Yards</b>	<b>TD</b>	<b>Long</b>
DOSS, Keelan	16	205	2	43
GILLIAM, Ulonzo	5	25	0	13
HARRELL, Jared	4	120	1	77
KRAFT, Justin	4	36	0	16

<b>Punting</b>	<b>No.</b>	<b>Yds</b>	<b>Avg</b>	<b>Long</b>	<b>In20</b>	<b>TB</b>
WHELAN, Daniel	4	171	42.8	58	3	0

<b>Punt Returns</b>	<b>No.</b>	<b>Yards</b>	<b>TD</b>	<b>Long</b>
THOMAS, Isaiah	5	-4	0	7

<b>Kick Returns</b>	<b>No.</b>	<b>Yards</b>	<b>TD</b>	<b>Long</b>
MODISE, Namane	3	48	0	21

<b>Tackles</b>	<b>UA-A</b>	<b>Total</b>	<b>Sacks</b>	<b>TFL</b>
MOE, Mason	6-3	9	0.0	0.0
FRANKLIN, J.	4-3	7	1.0	1.0
KING, Devon	5-1	6	0.0	0.0

<b>Qtr</b>	<b>Time</b>	<b>Scoring Play</b>	<b>V-H</b>
1st	13:35	UCD - HARRELL, Jared 77 yd pass from MAIER, Jake (O'ROURKE, Max kick), 4-90 1:31	0 - 7
	10:19	UCD - MAIER, Jake 1 yd run (O'ROURKE, Max kick), 7-80 2:16	0 - 14
	02:22	SAC - HOOLIHAN, Owen 34 yd field goal, 11-79 4:10	3 - 14
2nd	14:28	UCD - MAIER, Jake 9 yd run (O'ROURKE, Max kick), 8-75 2:54	3 - 21
	09:59	UCD - HICKS, Ethan 3 yd run (O'ROURKE, Max kick), 9-72 2:27	3 - 28
	06:07	SAC - WILLIAMS, P. 18 yd pass from THOMSON, Kevin (HOOLIHAN, Owen kick), 8-75 3:56	10 - 28
	00:15	UCD - DOSS, Keelan 13 yd pass from MAIER, Jake (O'ROURKE, Max kick), 9-62 1:46	10 - 35
3rd	07:46	SAC - HOOLIHAN, Owen 21 yd field goal, 17-71 7:19	13 - 35
	01:22	UCD - DOSS, Keelan 5 yd pass from MAIER, Jake (O'ROURKE, Max kick), 7-80 3:00	13 - 42
4th	11:40	UCD - PREECE, Wesley 9 yd pass from MAIER, Jake (O'ROURKE, Max kick), 6-86 2:00	13 - 49
	02:44	UCD - MODISE, Namane 4 yd run (O'ROURKE, Max kick), 12-65 3:12	13 - 56





**GAME 12 - VS. NORTHERN IOWA - NCAA FCS PLAYOFFS - SECOND ROUND**  
**DEC. 1, 2018 - AGGIE STADIUM (DAVIS, CALIF.)**

UNI (7-6) vs. UC Davis (10-2)

Date: 12/01/18 • Site: Davis, Calif. • Stadium: Aggie Stadium

Attendance: 8306

Score by Quarters	1	2	3	4	Total
UNI	6	0	7	3	16
UC Davis	10	6	7	0	23

Kickoff time: 4:04 pm • End of Game: 7:22 • Total elapsed time: 3:18

Officials: Referee: Chris Bloh; Umpire: Tom Augustin; Linesman: Jeff Pruitt;

Line judge: Pat Kepp; Back judge: Russell Wyatt; Field judge: Duane Burrell;

Side judge: Mike Peel;

Temperature: 56 F • Wind: 6 W • Weather: Mostly clear

Instant Replay: Bob Sokolowski

	UNI	UCD
Score	16	23
<b>FIRST DOWNS</b>	18	23
<b>RUSHES-YARDS (NET)</b>	31-93	36-126
<b>PASSING YDS (NET)</b>	273	310
Passes Att-Comp-Int	40-22-2	42-28-2
<b>TOTAL OFFENSE PLAYS-YARDS</b>	71-366	78-436
Fumble Returns-Yards	0-0	0-0
Punt Returns-Yards	1-11	1-1
Kickoff Returns-Yards	3-73	4-85
Interception Returns-Yards	2-83	2-12
Punts (Number-Avg)	2-37.0	3-43.0
Fumbles-Lost	1-0	0-0
Penalties-Yards	8-64	4-20
Possession Time	32:46	27:14
Third-Down Conversions	7 of 17	8 of 17
Fourth-Down Conversions	1 of 2	1 of 1

**UNI**

Rushing	No.	Gain	Loss	Net	TD	Lg	Avg
Allen, Trevor	12	67	5	62	1	18	5.2
Weymiller, M	14	43	1	42	0	17	3.0
Hoosman, Tyler	3	11	0	11	0	6	3.7
Dunne, Eli	2	0	22	-22	0	0	-11.0

Passing	C-A-I	Yds	TD	Long	Sack
Dunne, Eli	22-40-2	273	0	44	2

Receiving	No.	Yards	TD	Long
Allen, Trevor	5	33	0	10
Moore, Briley	3	50	0	28
Weymiller, M	3	18	0	15
Carey, Terrell	2	56	0	44

Punting	No.	Yds	Avg	Long	In20	TB
Kuntz, Michael	2	74	37.0	38	0	0

Punt Returns	No.	Yards	TD	Long
Weymiller, M	1	11	0	11

Kick Returns	No.	Yards	TD	Long
McShane, Deion	2	32	0	25
Weymiller, M	1	19	0	19

Tackles	UA-A	Total	Sacks	TFL
Flater, Bryce	10-1	11	1.0	5.0
Jegen, C	8-3	11	0.0	1.0
Ferch, Duncan	7-4	11	0.5	1.0
Evans, Austin	3-4	7	0.0	0.0

**UC Davis**

Rushing	No.	Gain	Loss	Net	TD	Lg	Avg
THOMAS, Tehran	13	87	0	87	0	18	6.7
GILLIAM, Ulonzo	11	52	4	48	1	19	4.4
HARRELL, Jared	2	8	0	8	0	5	4.0
DOSS, Keelan	1	5	0	5	0	5	5.0

Passing	C-A-I	Yds	TD	Long	Sack
MAIER, Jake	28-42-2	310	1	45	3

Receiving	No.	Yards	TD	Long
DOSS, Keelan	9	137	0	31
HARRELL, Jared	6	79	0	45
GILLIAM, Ulonzo	6	12	0	7
THOMAS, Tehran	2	24	0	13

Punting	No.	Yds	Avg	Long	In20	TB
WHELAN, Daniel	3	129	43.0	46	1	0

Punt Returns	No.	Yards	TD	Long
THOMAS, Isaiah	1	1	0	1

Kick Returns	No.	Yards	TD	Long
MODISE, Namane	3	64	0	24
MARTINEZ, Ryan	1	21	0	21

Tackles	UA-A	Total	Sacks	TFL
KING, Devon	5-2	7	0.0	0.0
BENNETT, Quincy	4-3	7	0.0	2.5
MOE, Mason	4-3	7	0.0	1.0
OLAVE, Isiah	4-3	7	0.0	0.0

Qtr	Time	Scoring Play	V-H
1st	11:54	UNI - Errthum, A 41 yd field goal, 9-51 3:12	3 - 0
	07:26	UCD - O'ROURKE, Max 24 yd field goal, 14-68 4:29	3 - 3
	04:16	UNI - Errthum, A 36 yd field goal, 10-71 3:08	6 - 3
	00:52	UCD - PREECE, Wesley 4 yd pass from MAIER, Jake (O'ROURKE, Max kick), 9-76 3:26	6 - 10
2nd	04:43	UCD - O'ROURKE, Max 35 yd field goal, 9-52 2:46	6 - 13
	00:00	UCD - O'ROURKE, Max 19 yd field goal, 11-0 3:02	6 - 16
3rd	08:03	UCD - GILLIAM, Ulonzo 2 yd run (O'ROURKE, Max kick), 5-66 1:49	6 - 23
	06:00	UNI - Allen, Trevor 1 yd run (Errthum, A kick), 6-74 2:08	13 - 23
4th	14:09	UNI - Errthum, A 45 yd field goal, 9-57 4:22	16 - 23