

2018 UC DAVIS MEN'S SOCCER RECORD BOOK

Quick Facts	1
Head Coach Dwayne Shaffer.....	2
Associate Head Coach Jason Hotaling.....	3
Assistant Coach Chris Leer.....	3
2018 Numerical Roster.....	4

PLAYER CAPSULES - RETURNERS BY UNIFORM NUMBER

Chan, Lapsley, Mickelson, Quintero, Mejia, Fidler.....	5
Marcotte, Baringer, Wright, Velasquez, Formico, Rudolph.....	6
Kibunguchy, Haupt, Boateng, Carey, Laughlin	7

PLAYER CAPSULES - NEWCOMERS BY UNIFORM NUMBER

Cooper, Glasser, Shikashio, Hyde.....	8
Wood, Doherty, Vice, Tipton.....	8
Shinn, Giusto, Schirmacher.....	9

2017 RECAP

Season Results.....	10
Individual Statistics	11
Big West Conference Recap	12-14

PROGRAM HISTORY

Year-by-Year Records	15
Year-by-Year Team Statistics.....	16
Individual Career Records.....	17
Individual Season Records	18
Team Records.....	19
Division I Career, Season, and Team Records.....	20-22
Honors & Awards	23-24
Year-by-Year Scores.....	25-28
Opponent Series Histories	29-31
All-Time Letterwinners.....	32-35

PROGRAM QUICK FACTS

School: University of California, Davis (UC Davis)
Address: One Shields Avenue
 Davis, Calif. 95616
Established/Founded: 1905/1908
Enrollment: 38,371 (Fall 2017)
Nickname: Aggies
Colors: Blue & Gold
National Affiliation: NCAA Division I
Conference: Big West Conference
Home Facility: Aggie Soccer Field (1,000)

Chancellor: Gary S. May
Director of Athletics: Dr. Kevin Blue (Stanford '05)
Deputy Director of Athletics: Rocko DeLuca (Colorado '99)
Senior Associate A.D.s

Student-Athlete Outcomes: Michael Lorenzen (Maryland '86)

Associate A.D.s

Compliance/SWA: Katherine Zedonis
**Facilities, Operations
& Capital Projects:** Maggie Fenton
Performance Services: Josh Flushman (UC Davis '00)

Assistant A.D.s

Development: Rob Norris
Equipment Operations: Robert Jones
Facilities & Events: Ella Forrest
**Marketing, Ticket Sales
& Strategy:** Chris Robinette
Sports Medicine: Tina Tubbs, MS ATC (Humboldt State '00)

Director of Budget & Finance: Anissa Nachman
Faculty Athletic Representative: Dr. Scott Carrell (Air Force '95)

Head Coach: Dwayne Shaffer (Chico State '88)
Years: 22nd Season
Career Record: 208-172-54 (.541)
UC Davis Record: 201-162-53 (.547)
Big West Record: 53-42-17 (.549)
Coach's Phone: (530) 752-8892
Coach's E-Mail Address: ucdavissoccer@ucdavis.edu

Associate Head Coach: Jason Hotaling (Sonoma State '96)
Years: 14th Season
Email: jmhotaling@ucdavis.edu
Assistant Coach: Chris Leer (UC Davis '11)
Years: 5th Season
Email: caleer@ucdavis.edu

Media Relations Contact: Jason Spencer
Office: (530) 752-2663
Cell: (714) 904-7547
Email: jjspencer@ucdavis.edu
Official Website: <http://www.ucdavisaggies.com>

2017 Overall Record: 11-7-3
2017 Big West Record: 7-2-1 (1st Place - North Division)
2017 Postseason: Big West Tournament Championship Game
Letterwinners Returning / Lost: 12 / 9
Starters Returning / Lost: 4 / 7
Redshirts Returning 5
Newcomers: 11



AGGIE SOCCER FIELD

Aggie Soccer Field has been the home to the UC Davis men's and women's soccer teams since 1985. Built with primarily volunteer time and materials, Aggie Soccer Field is a product of the community's dedication to the sport of soccer.

The stadium bleachers, which have a capacity of 1,000 spectators, are the result of a 10-year project that reached completion in 1997. There are 65 nameplates affixed to the seat backs to recognize major stadium contributors. Additionally, an electronic scoreboard and high-fidelity sound system has been added to the facility.

Furthermore, new restrooms and concessions were added to the baseball/soccer complex during the 2001-02 year. In the summer of 2005, the field was resurfaced with a Bermuda hybrid and a new irrigation system was installed. Mark Lucas, who had previously worked at California, returned to UC Davis to supervise this project.

In 1994, Aggie Soccer Field was among those facilities invited to submit a bid to become a training facilities for the World Cup.

COACHING STAFF



DWAYNE SHAFER

Head Coach
22nd Year
Chico State '88

With more than two decades of coaching experience to his name, UC Davis head coach Dwayne Shaffer enters his 21st season at the helm of the men's soccer program in 2017, guiding the Aggies to consistent success both on and off the field.

Since taking over as head coach in 1997, Shaffer's career on the sidelines has been highlighted by recruiting and developing top student-athletes, as the veteran coach has led the Aggies to three NCAA Tournament appearances -- including a pair in the program's first two seasons of eligibility at the Division I level in 2007 and 2008 -- seen two of his charges play in Major League Soccer (Mark Schulte and Quincy Amarikwa), had another (Ryan Shaw) drafted by the MLS, coached three All-Americans, helped 15 players earn 19 All-Far West Region awards, and 12 first-team all-conference laurels.

In the classroom, 12 of his student-athletes have been named to the CoSIDA Academic All-District VIII Team, with four of those going on to earn Academic All-America honors. Highlighting that list is two-time Academic All-American Mustafa Chopin (2011-12) and a pair of recipients of the prestigious NCAA Postgraduate Scholarship in Academic All-American Matt DeJong (2000-01) and two-time Academic All-District award winner Brian Ford (2014-15).

In the Aggies' 10 seasons in an always difficult Big West Conference, they have posted the second-highest conference win total (46) among the league's eight schools and boast the third-highest overall winning percentage (.529) since their debut in 2007. During that span, they have 11 wins and seven draws against nationally ranked competition -- including four results against top-10 competition -- and victories over eventual NCAA semifinalists UCLA in 2011 and New Mexico in 2013.

Leading the only program to make the Big West Tournament in each of the last six seasons -- including a North Division title and an appearance in the championship match in 2012 -- Shaffer was named the conference's coach of the year in 2007 after leading the Aggies to a 12-5-3 overall record, a 7-3-2 mark in conference play, and an NCAA berth in the program's first official Division I campaign, falling to Bay Area rival California, 2-1, after two overtimes.

The next year, Shaffer led the Aggies to a program Division I-record 13 wins and a trip to the second round of the NCAA Tournament, defeating Denver at home for their first postseason win before falling to No. 14 Michigan, 2-1, in the following round.

Individually, a total of 43 student-athletes have been named to the annual All-Big West honor roll, including Offensive Player of the Year in Amarikwa in 2008, Midfielder of the Year Dylan Curtis in 2008, Goalkeeper of the Year Omar Zeenni in 2013, and Freshman of the Year Matt Wiesenfarth in 2011. In addition, Amarikwa and Curtis went on to earn Division I All-America honors in 2008 -- making UC Davis one of just six schools to have multiple All-America selections -- while five student-athletes have earned NSCAA All-Far West Region laurels since that season. Curtis was also named a 2008 Lowe's Senior CLASS Award First-Team Senior All-America selection. Professionally, Shaffer has helped a number of his UC Davis proteges to professional contracts or invitations to MLS training camps.

Aggie Soccer Field has become one of the toughest for opponents to play in, as shown by a nine game win-streak the Aggies posted from Oct. 27, 2007 until Sept. 13, 2009. Over the past 10 seasons, Shaffer's teams have posted a 50-33-16 (.586) home mark and were unbeaten at home during the entire 2008 season.

In his career at UC Davis, Shaffer's teams have nearly averaged double-digit wins and have compiled an overall record of 190-155-50 (.544).

In the Aggies' last six years in the California Collegiate Athletic Association, Shaffer guided the team to two first-place and four second-place finishes. In 1999, he led the Aggies to a school-record 16 victories and the school's first appearance in the NCAA Tournament quarterfinals in 23 years. That year, he was named CCAA Coach of the Year as well as the NSCAA West Region Coach of the Year. The Aggies set a record in 1999 by going unbeaten in 13 consecutive games. In 2006, the university's final year of the Div. I transition, Shaffer's program proved itself worthy of collegiate soccer's highest level. The Aggies won nine games, including a 1-0 victory over the year's eventual NCAA champion, UC Santa Barbara. That win also served as a milestone for Shaffer -- it was his 100th at UC Davis.

Prior to coming to UC Davis, Shaffer spent one season as the head coach at Dayton, where he recruited future MLS player Mark Schulte. Four more of his players were drafted by the A-League. Shaffer's season at Dayton followed a three-year stint as assistant head coach at Clemson, where he helped guide the Tigers to a 47-18-3 record and second-round appearances in the NCAA Div. I tournament. On two occasions, Clemson was ranked the No. 1 team in the nation. At Clemson, Shaffer helped recruit and coach a total of nine players who would go on to play in the MLS. He also helped mentor the nation's leading scorer in 1993 and 1994.

Prior to Clemson, he served four years as head coach at Santa Rosa Junior College where his teams won 52 games. Shaffer coached two All-Americans in his four-year stint at Santa Rosa JC. He also coached the leading scorer in the state as well as the most valuable player of the Northern California region.

Shaffer's standout collegiate playing career, which featured a .795 winning percentage, began at Santa Rosa JC where he was named all-conference and led the team to a two-year record of 39-7-2 and a pair of conference championships. As a sophomore, Shaffer played central defender on a unit that allowed just seven goals in 24 games, including 13 consecutive shutouts. Following Santa Rosa, he went on to play two seasons at Chico State and helped lead the Wildcats to a 29-9-2 record and an NCAA Div. II Tournament appearance as a junior. He has also served as a Region IV Olympic Development Program staff member.

Shaffer earned his bachelor's degree and his master's in physical education with a teaching/coaching emphasis from Chico State in 1988. He enjoys fishing and watching and supporting Major League Soccer. Shaffer and his wife, Lara, have two daughters: Shay and Skye.

SHAFER at UC DAVIS

Year	Overall W-L-T	Conf. W-L-T	Conf. Finish	Postseason
2017	11-7-3	7-2-1	1st (BWC-N)	BWT Final
2016	8-9-3	4-6	3rd (BWC-N)	BWT 1st Rd.
2015	8-10-3	3-4-3	3rd (BWC-N)	BWT Semis
2014	7-4-9	5-3-2	2nd (BWC-N)	BWT 1st Rd.
2013	9-9-3	4-4-2	2nd (BWC-N)	BWT Semis
2012	10-7-4	7-3	1st (BWC-N)	BWT Final
2011	7-8-4	5-3-2	3rd (BWC)	BWT Semis
2010	6-12-0	4-6	T-5th (BWC)	--
2009	6-12-1	3-6-1	6th (BWC)	--
2008	13-5-4	4-2-4	4th (BWC)	NCAA 2nd Rd.
2007	12-5-3	7-3-2	2nd (BWC)	NCAA 1st Rd.
2006	9-7-2	--	Ind.	(not eligible)
2005	7-10-2	--	Ind.	(not eligible)
2004	6-10-2	--	Ind.	(not eligible)
2003	10-5-4	8-4-2	2nd (CCAA-N)	(not eligible)
2002	13-5-1	9-5-0	2nd (CCAA-N)	--
2001	13-7-1	9-4-1	1st (CCAA-N)	CCAA Final
2000	11-6-2	7-5-2	2nd (CCAA-N)	--
1999	16-3-2	12-0-2	1st (CCAA-N)	NCAA QF
1998	8-13-0	7-7-0	T2nd (CCAA-N)	CCAA Final
1997	11-8-0	8-6-0	3rd (NCAC)	
Totals	201-162-53	113-73-24		
Div. I	97-88-37	53-42-17		

COACHING STAFF



JASON HOTALING

Associate Head Coach
14th Year
Sonoma State '96

A veteran of the Aggie Soccer Field sidelines with a decade's worth of coaching experience, UC Davis Associate Head Coach Jason Hotaling returns for his 13th season with the Aggies in 2017.

Elevated to his current position in April of 2014, Hotaling's duties include coordinating the program's recruiting efforts, team travel, and scouting, while also working on developing the UC Davis goalkeepers.

"Jason has been on my staff for many years, working his way up from a volunteer assistant to his new position as the associate head coach," Head Coach Dwayne Shaffer said. "He has been instrumental in the development of our outstanding goalkeepers throughout the years and will now assume more responsibility in helping take our program to the next level."

Hotaling has helped engineer the Aggies' successful transition to the Division I level and the always difficult Big West Conference, helping lead UC Davis to a 102-98-38 overall record in his 12 seasons, with a pair of NCAA Tournament appearances in 2007 (first round) and 2008 (second round) and six consecutive trips to the Big West Tournament, winning the conference's North Division and earning a spot into the tournament's championship match in 2012, while gaining the semifinals in 2011, 2013, and 2015.

Under his tutelage, 37 student-athletes have been named to the various All-Big West teams, including five first-team honorees. In only its second full season of play at the Division I level, Hotaling also helped tutor a pair of NSCAA All-Americans in 2008, as Quincy Amarikwa and Dylan Curtis earned second- and third-team honors, respectively.

Four other student-athletes: Amarikwa (2008, first team), Dylan Curtis (2008, first team), Brian Ford (2012, third team), and Omar Zeenni (2013, second team), have also been named to the NSCAA All-Far West Region squad during his time on the sidelines.

In net, Hotaling has coached some of the Aggies best goalkeepers, including UC Davis' first Big West Goalkeeper of the Year honoree in Zeenni following the 2013 season. The record-setting keeper set school career marks for shutouts (18) and saves (220), while ranking second all-time in goals against average (0.98) -- totals that also rank him among the Big West's all-time best following his career.

The 2008 season saw goalkeeper Ryan McCowan allow a program Division I record-low 20 goals (while leading the Big West with a 0.87 GAA), a mark that was later equalled in 2012 behind the combined efforts of Zeenni and Kris Schlutz, while his keepers have posted a sub-1.00 team goals against average on three occasions, including in each of the last two seasons. The Aggies' goalkeepers have also stopped better than 70 percent of the shots against them in five of his nine seasons, including a Division I-record .780 in 2012.

In addition to his duties at UC Davis, Hotaling is the Director of Goalkeeping for the Davis Legacy Soccer Club and has worked with the PDP program in District 6. He currently holds a Advanced national coaching license and a National goalkeeper license with the NSCAA and has taken leadership and management courses along the way.

After his collegiate playing career at Santa Rosa Junior College and Chico State, Hotaling was a member of the Chico Rooks of the Premier Development League. He then returned to his hometown of Rohnert Park, Calif., where he finished his undergraduate degree at Sonoma State in 1997. Hotaling majored in speech communication with a minor in English.



CHRIS LEER

Assistant Coach
5th Year
UC Davis '11

Former UC Davis letter winner Chris Leer returns to the sidelines as an assistant coach for his fourth season with the 2017 campaign.

Leer returned to his alma mater after spending two seasons as an assistant with the women's soccer program at Augsburg College in Minneapolis, Minn., aiding in the Auggies' recruiting efforts while helping the NCAA Division III program to a 10-3-5 overall record and a No. 25 national ranking, at one point, in 2013.

The year prior, Leer helped guide Augsburg to a 12-5-3 record, a second-place finish in the Minnesota Intercollegiate Athletic Conference, and a No. 5 regional ranking. While in Minnesota, three of his players were selected to the National Soccer Coaches Association of America's Division II All-North Region Team and seven more were chosen to the MIAC all-conference squads, while Augsburg was also a two-time recipient of the NSCAA's Team Academic Award.

As a player, Leer was a four-year letter winner for the Aggies from 2006-09, helping UC Davis to a pair of NCAA Division I Tournament berths in 2007 (First Round) and 2008 (Second Round) while earning All-Big West Honorable Mention honors as a senior. He finished his Aggies career with 13 goals and seven assists (33 points), tying for second on the team in goals (5) as a sophomore and finishing second on the team in both goals (4) and points (12) as a senior, starting all 19 matches.

His coaching career also includes positions with the Minnesota State and Region II Olympic Development Program, the Minneapolis United Soccer Club, and the Tonka United Soccer Club, as well as stops as the head boys junior varsity coach at San Ramon Valley High School in his hometown of Danville, Calif., and the Walnut Creek Soccer Club.

Leer graduated from UC Davis with a degree in communications and sociology in 2011, earning his master's degree in kinesiology/sports and exercise science from the University of Minnesota-Twin Cities in 2013.



2018 NUMERICAL ROSTER

No	Player	Pos	Ht	Wt	Yr	Hometown / Previous School(s)	Major
00	Derrek CHAN	6-3	190	GK	RFr.	Cowan Heights, Calif. (Orange Lutheran HS '17)	Undeclared
1	Wallis LAPSLEY	6-5	200	GK	RJr.	Seattle, Wash. (Lakeside School '15)	Global Disease Biology
2	Adam MICKELSON	5-11	165	F	RJr.	Missoula, Mont. (Sentinel HS '15)	Sociology
3	Sean COOPER	5-11	160	D	RFr.	Auckland, New Zealand (Oregon State)	Environmental Engineering
4	Max GLASSER	5-10	155	W	Fr.	Novato, Calif. (Marin Catholic HS '18)	Biological Sciences
5	Ty SHIKASHIO	5-10	155	D	RFr.	San Jose, Calif. (Branham HS '17)	Biological Sciences
6	Brian QUINTERO	6-1	175	M	Sr.	Bellflower, Calif. (Crespi HS '15)	History
7	Robert MEJIA	5-6	180	F	RFr.	Denair, Calif. (Central Catholic HS '17)	Neurobiology, Physiology & Behavior
8	Grant FIDLER	5-9	160	W	RFr.	Bakersfield, Calif. (Centennial HS '17)	Chemical Engineering
9	Kyle MARCOTTE	5-9	165	W	RFr.	Austin, Texas (Lake Travis HS '17)	Cognitive Science
10	Matt BARINGER	6-0	170	F	RSr.	Piedmont, Calif. (Piedmont HS '14)	Managerial Economics
11	Nick HYDE	6-4	160	M	Fr.	San Diego, Calif. (San Diego HS '18)	Mechanical Engineering
12	Justin WRIGHT	6-0	160	D	Sr.	Los Angeles, Calif. (Crescenta Valley HS '15)	Political Science
13	Dylan WOOD	6-2	160	M	Jr.	Wellington, New Zealand (Metro State)	Statistics
14	Andy VELASQUEZ	5-11	165	M	RFr.	Ceres, Calif. (Central Valley HS '17)	Managerial Economics
15	Marte FORMICO	6-2	170	M	Jr.	Saratoga, Calif. (Bellarmine College Prep '16)	Managerial Economics
17	Jacob RUDOLPH	6-2	170	D	So.	Clovis, Calif. (Buchanan HS '17)	Managerial Economics
18	Nabi KIBUNGUCHY	6-3	170	M	RSO.	Elk Grove, Calif. (Cosumnes Oaks HS '16)	Managerial Economics
19	Emmanuel DOHERTY	6-4	190	F	Fr.	El Sobrante, Calif. (Middle College HS '18)	Neurobiology, Physiology & Behavior
20	Jake HAUPT	6-3	190	D	So.	San Diego, Calif. (St. Augustine HS '17)	Biological Sciences
21	Jordon VICE	6-1	165	F	Fr.	Foresthill, Calif. (Jesuit HS '18)	Managerial Economics
22	Roy BOATENG	6-2	195	D	RSr.	Accra, Ghana (Rancho Cotate HS '14)	Managerial Economics
23	Connor TIPTON	6-2	175	M	Fr.	Sonora, Calif. (Sonora HS '18)	Managerial Economics
24	Whalen SHINN	6-4	180	M	Fr.	Dallas, Texas (Plano West HS '18)	Environmental Science & Management
25	Kameron CAREY	5-8	160	W	So.	Lakewood, Wash. (Lakes HS '17)	Design
26	Jon LAUGHLIN	6-4	170	GK	RJr.	San Jose, Calif. (Leland HS '15)	Managerial Economics
27	Luke GIUSTO	6-0	160	D	Fr.	Alamo, Calif. (De La Salle HS '18)	Sociology
28	Kaleb SCHIRMACHER	6-2	175	D	RFr.	San Clemente, Calif. (San Clemente HS '17)	Biological Sciences


COACHING STAFF

Head Coach	Dwayne SHAFFER (22nd Season), Chico State '88
Associate Head Coach	Jason HOTALING (14th Season), Sonoma State '96
Assistant Coach	Chris LEER (5th Season), UC Davis '11
Athletic Trainer	Melissa HUGHES

PRO-NUN-SEE-AY-SHUNS

#1	WALLACE LAPS-lee
#2	Adam MICK-ull-son
#5	Ty she-KASH-ee-oh
#6	Brian keen-TARE-oh
#7	Robert muh-HEE-uh
#9	Kyle mar-COT
#10	Matt BARE-in-gurrrr
#14	Andy vell-AHS-kez
#15	MARTY FORE-muh-co
#18	nah-BEE KEY-bun-GOO-chee
#20	Jake HOPT
#22	Roy BO-uh-TANG
#27	Luke JEW-stow
#28	Kaleb SURE-mock-ur
HC	Dwayne SHAY-fur
AHC	Jason ho-TALL-ling

MEET THE RETURNING AGGIES




DERREK CHAN

Goalkeeper
6-3 • 190 • R-Fr.
Cowan Heights, Calif.
Orange Lutheran HS '17
Undeclared

00

Year	G/GS	GA	GAA	ShO	W-L-T	Sv	Min
2017							
							REDSHIRT
Totals	0/0	0	0.00	0	0-0-0	0	0



WALLIS LAPSLEY

Goalkeeper
6-5 • 200 • R-Jr.
Seattle, Wash.
Lakeside School '15
Global Disease Biology

1

Year	G/GS	GA	GAA	ShO	W-L-T	Sv	Min
2015							
							REDSHIRT
2016	4/2	2	0.98	0	0-1-0	8	184:29
2017	21/21	26	1.32	4	11-7-2	58	1773:55
Totals	25/23	28	1.29	4	11-8-2	66	1958:24



ADAM MICKELSON

Forward
5-11 • 165 • R-Jr.
Missoula, Mont.
Sentinel HS '15
Sociology

2

Year	G/GS	Goals	Ast	Pts	Shots	SOG	GWG
2015							
							REDSHIRT
2016							DID NOT PLAY
2017	21/8	4	7	15	30	14	1
Totals	21/8	4	7	15	30	14	1




BRIAN QUINTERO

Midfielder
6-1 • 175 • Sr.
Bellflower, Calif.
Crespi HS '15
History

6

Year	G/GS	Goals	Ast	Pts	Shots	SOG	GWG
2015	12/2	0	1	1	2	1	0
2016	15/5	0	2	2	6	2	0
2017	15/0	0	1	1	5	1	0
Totals	42/7	0	4	4	13	4	0




ROBERT MEJIA

Forward
5-6 • 180 • R-Fr.
Denair, Calif.
Central Catholic HS '17
Neurobiology, Physiology & Behavior

7

Year	G/GS	Goals	Ast	Pts	Shots	SOG	GWG
2017							
							REDSHIRT
Totals	0/0	0	0	0	0	0	0




GRANT FIDLER

Wing
5-9 • 160 • R-Fr.
Bakersfield, Calif.
Centennial HS '17
Chemical Engineering

8

Year	G/GS	Goals	Ast	Pts	Shots	SOG	GWG
2017							
							REDSHIRT
Totals	0/0	0	0	0	0	0	0

MEET THE RETURNING AGGIES



KYLE MARCOTTE

Wing
5-9 • 165 • R-Fr.
Austin, Texas
Lake Travis HS '17
Cognitive Science

9

Year	G/GS	Goals	Ast	Pts	Shots	SOG	GWG
2017							
			REDSHIRT				
Totals	0/0	0	0	0	0	0	0



MATT BARINGER

Forward
6-0 • 170 • R-Sr.
Piedmont, Calif.
Piedmont HS '14
Managerial Economics

10

Year	G/GS	Goals	Ast	Pts	Shots	SOG	GWG
2014							
			REDSHIRT				
2015	21/15	1	2	4	24	11	0
2016	20/10	1	0	2	33	16	0
2017	19/7	5	2	12	27	13	0
Totals	60/32	7	4	18	84	40	0




JUSTIN WRIGHT

Defender
6-0 • 160 • Sr.
Los Angeles, Calif.
Crescenta Valley HS '15
Political Science

12

Year	G/GS	Goals	Ast	Pts	Shots	SOG	GWG
2015	21/2	1	2	4	21	12	0
2016	19/7	0	2	2	11	6	0
2017	12/8	2	0	4	13	4	1
Totals	52/17	3	4	10	45	22	1



ANDY VELASQUEZ

Midfielder
5-11 • 165 • RFr.
Ceres, Calif.
Central Valley HS '17
Managerial Economics

14

Year	G/GS	Goals	Ast	Pts	Shots	SOG	GWG
2017							
			REDSHIRT				
Totals	1/0	0	0	0	0	0	0




MARTE FORMICO

Midfielder
6-2 • 170 • Jr.
Saratoga, Calif.
Bellarmine College Prep '16
Managerial Economics

15

Year	G/GS	Goals	Ast	Pts	Shots	SOG	GWG
2016	15/3	0	0	0	0	0	0
2017	19/14	1	0	2	4	2	0
Totals	34/17	1	0	2	4	2	0



JACOB RUDOLPH

Defender
6-2 • 170 • So.
Clovis, Calif.
Buchanan HS '17
Managerial Economics

17

Year	G/GS	Goals	Ast	Pts	Shots	SOG	GWG
2017	14/0	1	1	3	3	2	0
Totals	14/0	1	1	3	3	2	0

MEET THE RETURNING AGGIES



NABI KIBUNGUCHY

Midfielder
6-3 • 170 • R-So.
Elk Grove, Calif.
Cosumnes Oaks HS '16
Managerial Economics

Year	G/GS	Goals	Ast	Pts	Shots	SOG	GWG
2015							
			REDSHIRT				
2016	4/3	0	0	0	3	2	0
2017	14/11	2	1	5	20	4	1
Totals	18/14	2	1	5	23	6	1



JAKE HAUPT

Defender
6-3 • 190 • So.
San Diego, Calif.
St. Augustine HS '17
Biological Sciences

Year	G/GS	Goals	Ast	Pts	Shots	SOG	GWG
2017	11/3	1	0	2	3	1	0
Totals	11/3	1	0	2	3	1	0



ROY BOATENG

Defender
6-2 • 195 • R-Sr.
Accra, Ghana
Rancho Cotate HS '14
Managerial Economics

Year	G/GS	Goals	Ast	Pts	Shots	SOG	GWG
2014							
			REDSHIRT				
2015	21/20	4	1	9	15	8	1
2016	20/20	0	0	0	12	6	0
2017	21/21	1	0	2	14	5	0
Totals	62/61	5	1	11	41	19	1



KAMERON CAREY

Wing
5-8 • 160 • So.
Lakewood, Wash.
Lakes HS '17
Design

Year	G/GS	Goals	Ast	Pts	Shots	SOG	GWG
2017	8/0	0	0	0	2	2	0
Totals	8/0	0	0	0	2	2	0



JON LAUGHLIN

Goalkeeper
6-4 • 170 • R-Jr.
San Jose, Calif.
Leland HS '15
Managerial Economics

Year	G/GS	GA	GAA	ShO	W-L-T	Sv	Min
2015							
			REDSHIRT				
2016			DID NOT PLAY				
2017			DID NOT PLAY				
Totals	0/0	0	0.00	0	0-0-0	0	0

MEET THE AGGIE NEWCOMERS



SEAN COOPER

Defender
5-11 • 160 • Redshirt Freshman
Auckland, New Zealand
MacLean's College '17
Oregon State
Environmental Engineering

3



MAX GLASSER

Wing
5-10 • 155 • Freshman
Novato, Calif.
Marin Catholic HS '18
Biological Sciences

4



TY SHIKASHIO

Defender
5-10 • 155 • Redshirt Freshman
San Jose, Calif.
Branham HS '17
Biological Sciences

5



NICK HYDE

Midfielder
6-4 • 160 • Freshman
San Diego, Calif.
San Diego HS '18
Mechanical Engineering


11



DYLAN WOOD

Defender
6-2 • 160 • Junior
Wellington, New Zealand
Onslow College '15
Metro State
Statistics

13



EMMANUEL DOHERTY

Forward
6-4 • 190 • Freshman
El Sobrante, Calif.
Middle College HS '18
Neurobiology, Physiology & Behavior


19



JORDON VICE

Forward
6-1 • 165 • Freshman
Foresthill, Calif.
Jesuit HS '18
Managerial Economics

21



CONNOR TIPTON

Midfielder
6-2 • 175 • Freshman
Sonora, Calif.
Sonora HS '18
Managerial Economics


23

MEET THE AGGIE NEWCOMERS



WHALEN SHINN

Midfielder
6-4 • 180 • Freshman
Dallas, Texas
Plano West HS '18
Environmental Science &
Management



LUKE GIUSTO

Defender
6-0 • 160 • Freshman
Alamo, Calif.
De La Salle HS '18
Sociology



KALEB SCHIRMACHER

Defender
6-2 • 175 • Redshirt Freshman
San Clemente, Calif.
San Clemente HS '17
Biological Sciences

2017 RESULTS & TEAM STATISTICS

Date	Opponent	W/L/T	Score	Overall	Conf.	Att.	UC Davis goals (assists)
Aug. 25	at SMU	L	2-3	0-1		534	Hazel (unassisted); Baringer (PK)
Aug. 28	SAN FRANCISCO	W	3-1	1-1		217	Higgins (Baringer); Power; Baringer
Sept. 1	at San Jose State	L	2-3	1-2		223	Acevedo; Acevedo (Rudolph)
Sept. 3	CSU BAKERSFIELD	W	2-1	2-2		556	Haupt (Wilson); Wilson
Sept. 8	LOYOLA MARYMOUNT	W	3-2	3-2		312	Baringer (PK); Higgins (Baringer); Torres (Acevedo)
Sept. 10	SAN DIEGO	L	1-2	3-3		252	Torres (Mickelson)
Sept. 15	at Denver	L	0-3	3-4		767	–
Sept. 17	at Air Force	L	0-3	3-5		180	–
Sept. 21	at Saint Mary's	T (2ot)	1-1	3-5-1		108	Rudolph (Kibunguchy)
Sept. 28	UC IRVINE*	W	2-0	4-5-1	1-0	596	Wright (Mickelson); Mickelson (Acevedo)
Sept. 30	CSUN*	T (2ot)	1-1	4-5-2	1-0-1	687	Acevedo (PK)
Oct. 5	at Cal State Fullerton*	W	2-1	5-5-2	2-0-1	348	Formico; Rhode (Mickelson)
Oct. 7	at UC Riverside*	L	0-2	5-6-2	2-1-1	427	–
Oct. 11	UC SANTA BARBARA*	W	3-0	6-6-2	3-1-1	303	Torres (Acevedo); Wilson (Quintero); Salazar
Oct. 14	at Sacramento State*	W	2-0	7-6-2	4-1-1	405	Kibunguchy (Mickelson); Wilson (Torres)
Oct. 18	CAL POLY*	L (ot)	2-3	7-7-2	4-2-1	230	Mickelson; Baringer (Torres, Mickelson)
Oct. 21	at UC Santa Barbara*	W	5-0	8-7-2	5-2-1	1423	Mickelson (Salazar); Baringer; Higgins (Power) Wilson (Power); Mickelson (Acevedo)
Oct. 25	at Cal Poly*	W	2-1	9-7-2	6-2-1	967	Boateng (Rhode); OWN GOAL
Oct. 29	SACRAMENTO STATE*	W	3-0	10-7-2	7-2-1	617	Acevedo (Wilson); Higgins (Power); Higgins (Mickelson)
Nov. 4	CSUN !	W	4-2	11-7-2		735	Wright (Torres); Kibunguchy; Wilson (Higgins); Higgins (Mickelson)
Nov. 11	CAL STATE FULLERTON ! #	T (2ot)	0-0	11-7-3		1107	–

* Big West Conference game

! Big West Tournament (Davis, Calif.)

Cal State Fullerton advances on penalty kicks, 4-3

SUMMARY

Overall	11-7-3
Big West	7-2-1
Home	7-2-2
Away	4-5-1
Neutral	0-0
Overtime	0-1-3
More shots	10-4-1
Led at halftime	8-0
Trailed at halftime	0-4
Tied at halftime	3-3-2
In overtime	0-1
In double overtime	0-0-2
Scored first	9-1-1

SCORING BY PERIOD

Period	1	2	OT	O2	-	Tot
AGGIES	17	23	0	0	-	40
Opponents	9	19	1	0	-	29

SHOTS BY PERIOD

Period	1	2	OT	O2	-	Tot
AGGIES	134	139	1	3	-	277
Opponents	96	106	3	2	-	207

TEAM STATISTICS

SHOT STATISTICS	AGGIES	OPP
Goals-Attempts:	40-227	29-207
Shot pct:	.144	.140
Shots on goal:	119-277	94-207
Goals/game:	1.90	1.38
Shots/game:	13.2	9.9
Assists	27	22
GOAL BREAKDOWN		
Total goals	40	29
Penalty	3	4
Goals off corners	XX	XX
Overtime	0	1
CORNER KICKS	113	106
PENALTY KICKS	3-3	4-5
PENALTIES		
Fouls	295	215
Yellow Cards	38	27
Red Cards	2	3
ATTENDANCE	5612	5382
Dates/Avg.	11/510	10/538
Neutral Site/Avg.	0/0	

2017 INDIVIDUAL STATISTICS

SCORING

No.	Player	GP/	GS	Goals	Ast	Pts	Shots	Pct.	SOG
2	ADAM MICKELSON	21/	8	4	7	15	30	.133	14
19	Kyle Higgins	20/	13	6	1	13	28	.214	14
10	Noah Wilson	21/	21	5	2	12	39	.128	16
11	MATT BARINGER	19/	7	5	2	12	27	.185	13
20	Miguel Acevedo	21/	21	4	4	12	27	.148	12
7	Lizandro Torres	21/	14	3	3	9	22	.136	9
18	NABI KIBUNGUCHY	14/	11	2	1	5	20	.100	4
14	Onah Power	21/	20	1	3	5	6	.167	4
12	JUSTIN WRIGHT	12/	8	2	0	4	13	.154	4
21	Greg Salazar	21/	21	1	1	3	10	.100	4
5	Chase Rhode	21/	18	1	1	3	10	.06	6
17	JACOB RUDOLPH	14/	0	1	1	3	3	.333	2
22	ROY BOATENG	21/	21	1	0	2	14	.071	5
24	Luke Hazel	12/	0	1	0	2	5	.200	2
15	MARTE FORMICO	19/	14	1	0	2	4	.250	2
23	JAKE HAUPT	11/	3	1	0	2	3	.333	1
6	BRIAN QUINTERO	15/	0	0	1	1	5	.000	1
4	Evan Barrett	14/	9	0	0	0	9	.000	3
25	KAMERON CAREY	8/	0	0	0	0	2	.000	2
	AGGIES	21		40	27	107	277	.144	119
	Opponents	21		29	22	80	207	.140	94

GOALKEEPERS

No.	Player	GP/	GS	Min	GA	Avg.	Sv	Pct.	W-L-T	ShO
1	WALLIS LAPSLEY	21/	21	1773:55	26	1.32	58	.690	11-7-2	4
26	JON LAUGHLIN	6/	0	177:40	3	1.52	6	.667	0-0-1	0
	TEAM						1			
	AGGIES	21		1951:35	29	1.34	65	.691	11-7-3	6
	Opponents	21		1951:35	40	1.84	79	.664	7-11-3	4

MISCELLANEOUS

GAME-WINNING GOALS

Noah Wilson 2, Lizandro Torres 2, Miguel Acevedo 1, ADAM MICKELSON 1, NABI KIBUNGUCHY 1, Onah Power 1, JUSTIN WRIGHT 1, Chase Rhode 1

OVERTIME GOALS

None

PENALTY KICKS

MATT BARINGER 2-2; Miguel Acevedo 1-1

2018 RETURNEES IN ALL CAPS

2017 BIG WEST CONFERENCE RECAP

STANDINGS

NORTH DIVISION

	Conference						Overall					
	W	L	T	Pts	GF	GA	W	L	T	Pct.	GF	GA
UC DAVIS \$	7	2	1	22	22	8	11	7	3	.595	40	29
UC Santa Barbara	4	3	3	15	13	17	6	8	5	.447	18	27
Sacramento State	4	4	2	14	16	17	8	9	2	.474	28	31
Cal Poly	3	6	1	10	15	19	7	10	1	.417	23	28

SOUTH DIVISION

	Conference						Overall					
	W	L	T	Pts	GF	GA	W	L	T	Pct.	GF	GA
Cal State Fullerton % ^	4	4	2	14	14	14	10	8	4	.545	27	28
CSUN	4	4	2	14	11	9	10	9	2	.524	31	28
UC Riverside	4	5	1	13	12	17	5	13	1	.289	21	35
UC Irvine	3	5	2	11	18	20	8	8	3	.500	35	30

\$ - Regular Season Champion (North Division)

% - Regular Season Champion (South Division)

^ - Big West Tournament Champion

ALL-CONFERENCE

FIRST TEAM

Giovanni Godoy	Sr.	F	UC Irvine
Samuel Goni	Jr.	F	Cal State Fullerton
Rodney Michael	Fr.	F	UC Santa Barbara
Emmanuel Usen, Jr.	Sr.	F	CSUN
Paul Geyer	Sr.	M	Sacramento State
NABI KIBUNGUCHY	RFr.	M	UC DAVIS
Ross McPhie	Jr.	M	Cal State Fullerton
ONAH POWER	Sr.	M	UC DAVIS
ROY BOATENG	RJr.	D	UC DAVIS
Darion Mealing	Sr.	D	CSUN
Corentin Ohlmann	Sr.	D	Cal State Fullerton
Cylus Sandoval	Sr.	D	Sacramento State
Henrik Regitnig	Jr.	GK	CSUN

SECOND TEAM

ADAM MICKELSON	Jr.	F	UC DAVIS
Adam Olsen	Sr.	F	Cal Poly
Christian Webb	So.	F	Sacramento State
MIGUEL ACEVEDO	Sr.	M	UC DAVIS
Daniel Crisostomo	Jr.	M	UC Irvine
Mario Ortiz	Sr.	M	UC Irvine
Andrew Rizeq	Jr.	M	CSUN
Diego Sanchez	Sr.	M	Cal State Fullerton
Randy Mendoza	Sr.	D	UC Santa Barbara
GREG SALAZAR	Sr.	D	UC DAVIS
Jose Soto	Jr.	D	UC Irvine
James Del Curto	Sr.	GK	Sacramento State

HONORABLE MENTION

Ivan Canales	Jr.	F	UC Irvine
NOAH WILSON	Sr.	F	UC DAVIS
LIZANDRO TORRES	Sr.	F	UC DAVIS
Ricardo Ruiz	Sr.	M	UC Riverside
Giovanni Aguilar	Fr.	M	CSUN
Christian Enriquez	So.	M	Cal Poly
Adrian Adames	Fr.	D	UC Santa Barbara
Jumoke Hutton	Jr.	D	CSUN
Tyler Savitsky	Sr.	D	Cal Poly
Simon Boehme	Jr.	GK	Cal Poly
Paul-Andre Guerin	So.	GK	Cal State Fullerton

ALL-FRESHMAN TEAM

Giovanni Aguilar	M	CSUN
Daniel Aguirre	M	UC Riverside
Irving Arvizu	M	Cal State Fullerton
Justin Bedig	F	Sacramento State
Alan Carrillo	GK	UC Santa Barbara
Freeman Dwamena	D	Cal Poly
Erick Gallinar	D	UC Irvine
NABI KIBUNGUCHY	M	UC DAVIS
Rodney Michael	F	UC Santa Barbara
Tyler Moss	D	Sacramento State
Daniel Trejo	F	CSUN

AWARDS

Offensive Player of the Year: Giovanni Godoy, UC Irvine

Co-Midfielders of the Year: Ross McPhie, Cal State Fullerton & Paul Geyer, Sacramento State

Defensive Player of the Year: Roy Boateng, UC DAVIS

Goalkeeper of the Year: Henrik Regitnig, CSUN

Freshman of the Year: Rodney Michael, UC Santa Barbara

Coach of the Year: Dwayne Shaffer, UC DAVIS

2017 BIG WEST CONFERENCE RECAP

POINTS

	GP	G	A	Pts	Avg.
1. Giovanni Godoy, UCI	19	13	3	29	1.53
2. Emmanuel Usen, Jr., CSUN	20	11	3	25	1.25
3. Ivan Canales, UCI	18	8	4	20	1.11
Rodney Michael, UCSB	19	8	4	20	1.05
5. Samuel Goni, CSF	22	9	1	19	0.86
6. Mario Ortiz, UCI	19	4	9	17	0.89
Daniel Trejo, CSUN	21	7	3	17	0.81
Ross McPhie, CSF	22	7	3	17	0.77
9. ADAM MICKELSON, UCD	21	4	7	15	0.71
10. Adam Olsen, CP	16	6	2	14	0.88

POINTS/GAME

	GP	G	A	Pts	Avg.
1. Giovanni Godoy, UCI	19	13	3	29	1.53
2. Emmanuel Usen, Jr., CSUN	20	11	3	25	1.25
3. Ivan Canales, UCI	18	8	4	20	1.11
4. Rodney Michael, UCSB	19	8	4	20	1.05
5. Mario Ortiz, UCI	19	4	9	17	0.89
6. Adam Olsen, CP	16	6	2	14	0.88
7. Samuel Goni, CSF	22	9	1	19	0.86
8. Daniel Trejo, CSUN	21	7	3	17	0.81
9. Ross McPhie, CSF	22	7	3	17	0.77
10. ADAM MICKELSON, UCD	21	4	7	15	0.71

GOALS

	GP	G	Avg.
1. Giovanni Godoy, UCI	19	13	0.68
2. Emmanuel Usen, Jr., CSUN	20	11	0.55
3. Samuel Goni, CSF	22	9	0.41
4. Ivan Canales, UCI	18	8	0.44
Rodney Michael, UCSB	19	8	0.42
6. Daniel Trejo, CSUN	21	7	0.33
Ross McPhie, CSF	22	7	0.32
8. Adam Olsen, CP	16	6	0.38
Christian Webb, SAC	19	6	0.32
KYLE HIGGINS, UC DAVIS	20	6	0.30

ASSISTS

	GP	A	Avg.
1. Daniel Crisostomo, UCI	19	9	0.47
Mario Ortiz, UCI	19	9	0.47
3. Justin Bedig, SAC	19	7	0.37
ADAM MICKELSON, UC DAVIS	21	7	0.33
5. Diego Alonso, CP	17	5	0.29
Michael Flores, CSUN	21	5	0.24
Diego Sanchez, CSF	22	5	0.23
8. Ivan Canales, UCI	18	4	0.22
Matt Carnefix, SAC	18	4	0.22
Jeremy Degraffenreidt, CSUN	18	4	0.22
Erick Gallinar, UCI	19	4	0.21
Rodney Michael, UCSB	19	4	0.21
MIGUEL ACEVEDO, UC DAVIS	21	4	0.19
Mark Hernandez, CSF	22	4	0.18

SHOTS

	GP	SH	Avg.
1. Giovanni Godoy, UCI	19	63	3.32
2. Rodney Michael, UCSB	19	44	2.32
3. Mario Ortiz, UCI	19	43	2.26
Emmanuel Usen, Jr., CSUN	20	43	2.15
5. Samuel Goni, CSF	22	42	1.91
6. NOAH WILSON, UC DAVIS	21	39	1.86
7. Ross McPhie, CSF	22	37	1.68
8. Daniel Trejo, CSUN	21	35	1.67
9. Bass Sarr, CSF	21	33	1.57
10. Ivan Canales, UCI	18	32	1.78

SAVES

	GP	SV	Avg.
1. Vincent Morales, UCR	19	84	4.42
2. Henrik Regitnig, CSUN	21	73	3.48
3. Simon Boehme, CP	14	62	4.43
James Del Curto, SAC	19	62	3.26
5. WALLIS LAPSLEY, UC DAVIS	21	58	2.76
6. Alex Waldron, UCI	16	54	3.38
Paul-Andre Guerin, CSF	17	54	3.18
8. Alan Carrillo, UCSB	19	50	2.63

SHUTOUTS

	GP	ShO	Avg.
1. Alan Carrillo, UCSB	19	7	0.37
2. Paul-Andre Guerin, CSF	17	6	0.35
3. Alex Waldron, UCI	16	4	0.25
WALLIS LAPSLEY, UC DAVIS	21	4	0.19
Henrik Regitnig, CSUN	21	4	0.19
6. Simon Boehme, CP	14	3	0.21
James Del Curto, SAC	19	3	0.16
8. Alfredo Cortez, CSF	6	2	0.33
Vincent Morales, UCR	19	2	0.11

SAVE PERCENTAGE

	GP	Sv	GA	Pct.
1. Simon Boehme, CP	14	62	18	.775
2. Henrik Regitnig, CSUN	21	73	28	.723
3. Paul-Andre Guerin, CSF	17	54	21	.720
4. Vincent Morales, UCR	19	84	35	.706
5. WALLIS LAPSLEY, UC DAVIS	21	58	26	.690
6. Alex Waldron, UCI	16	54	25	.684
7. James Del Curto, SAC	19	62	31	.667
Alan Carrillo, UCSB	19	50	25	.667

GOALS AGAINST AVG.

	GP	GA	Min	GAA
1. Paul-Andre Guerin, CSF	17	21	1607	1.18
2. Simon Boehme, CP	14	18	1305	1.24
3. Alan Carrillo, UCSB	19	25	1785	1.26
4. Henrik Regitnig, CSUN	21	28	1935	1.30
5. WALLIS LAPSLEY, UC DAVIS	21	26	1774	1.32
6. Alex Waldron, UCI	16	25	1500	1.50
7. James Del Curto, SAC	19	31	1772	1.57
8. Vincent Morales, UCR	19	35	1740	1.81

2017 BIG WEST CONFERENCE RECAP

SHOTS

	GP	SH	Avg.
1. UC Irvine	19	279	14.68
2. UC DAVIS	21	277	13.19
3. Cal State Fullerton	22	264	12.00
4. CSUN	21	211	10.05
5. UC Riverside	19	204	10.74
6. UC Santa Barbara	19	203	10.68
7. Sacramento State	19	200	10.53
8. Cal Poly	18	171	9.50

POINTS

	GP	Pts.	Avg.
1. UC Irvine	19	111	5.84
2. UC DAVIS	21	107	5.10
3. CSUN	21	87	4.14
4. Sacramento State	19	80	4.21
5. Cal State Fullerton	22	73	3.32
6. Cal Poly	18	67	3.72
7. UC Riverside	19	56	2.95
8. UC Santa Barbara	19	54	2.84

GOALS

	GP	G	Avg.
1. UC DAVIS	21	40	1.90
2. UC Irvine	19	35	1.84
3. CSUN	21	31	1.48
4. Sacramento State	19	28	1.47
5. Cal State Fullerton	22	27	1.23
6. Cal Poly	18	23	1.28
7. UC Riverside	19	21	1.11
8. UC Santa Barbara	19	18	0.95

GOALS/GAME

	GP	G	Avg.
1. UC DAVIS	21	40	1.90
2. UC Irvine	19	35	1.84
3. CSUN	21	31	1.48
4. Sacramento State	19	28	1.47
5. Cal Poly	18	23	1.28
6. Cal State Fullerton	22	27	1.23
7. UC Riverside	19	21	1.11
8. UC Santa Barbara	19	18	0.95

ASSISTS

	GP	A	Avg.
1. UC Irvine	19	41	2.16
2. UC DAVIS	21	27	1.29
3. CSUN	21	25	1.19
4. Sacramento State	19	24	1.26
5. Cal Poly	18	21	1.17
6. Cal State Fullerton	22	19	0.86
7. UC Santa Barbara	19	18	0.95
8. UC Riverside	19	14	0.74

ASSISTS/GAME

	GP	A	Avg.
1. UC Irvine	19	41	2.16
2. UC DAVIS	21	27	1.29
3. Sacramento State	19	24	1.26
4. CSUN	21	25	1.19
5. Cal Poly	18	21	1.17
6. UC Santa Barbara	19	18	0.95
7. Cal State Fullerton	22	19	0.86
8. UC Riverside	19	14	0.74

GOALS ALLOWED

	GP	GA	Avg.
1. UC Santa Barbara	19	27	1.42
2. Cal Poly	18	28	1.56
CSUN	21	28	1.33
Cal State Fullerton	22	28	1.27
5. UC DAVIS	21	29	1.38
6. UC Irvine	19	30	1.58
7. Sacramento State	19	31	1.63
8. UC Riverside	19	35	1.84

GOALS AGAINST AVG.

	GP	GA	Min	Avg.
1. Cal State Fullerton	22	28	2076:50	1.21
2. CSUN	21	28	1958:54	1.29
3. UC Santa Barbara	19	27	1830:28	1.33
4. UC DAVIS	21	29	1951:35	1.34
5. Cal Poly	18	28	1666:41	1.51
6. UC Irvine	19	30	1770:00	1.53
7. Sacramento State	19	31	1793:18	1.56
8. UC Riverside	19	35	1739:57	1.81

SAVES

	GP	SV	Avg.
1. UC Riverside	19	88	4.63
2. CSUN	21	79	3.76
3. Cal Poly	18	78	4.33
4. Cal State Fullerton	22	73	3.32
5. Sacramento State	19	65	3.42
UC DAVIS	21	65	3.10
7. UC Irvine	19	63	3.32
8. UC Santa Barbara	19	52	2.74

SHUTOUTS

	GP	ShO	Avg.
1. Cal State Fullerton	22	8	0.36
2. UC Santa Barbara	19	7	0.37
3. UC DAVIS	21	6	0.29
4. Cal Poly	18	4	0.22
UC Irvine	19	4	0.21
CSUN	21	4	0.19
7. Sacramento State	19	3	0.16
8. UC Riverside	19	2	0.11

FOULS

	GP	Fouls	Avg.
1. CSUN	21	309	14.71
2. UC DAVIS	21	295	14.05
3. UC Santa Barbara	19	286	15.05
4. UC Riverside	19	267	14.05
5. Cal State Fullerton	22	265	12.05
6. Sacramento State	19	217	11.42
7. UC Irvine	19	208	10.95
8. Cal Poly	18	187	10.39

CORNERS

	GP	CK	Avg.
1. UC DAVIS	21	113	5.38
2. Cal State Fullerton	22	112	5.09
3. CSUN	21	93	4.43
4. UC Santa Barbara	19	90	4.74
UC Irvine	19	90	4.74
6. UC Riverside	19	86	4.53
7. Cal Poly	18	85	4.72
8. Sacramento State	19	75	3.95

YEAR-BY-YEAR RECORDS

Year	Overall	League	Place	H	A	N	Coach	Postseason
2017	11-7-3	7-2-1	1st-N	7-2-2	4-5-1	0-0	Dwayne Shaffer (21)	Big West Championship game
2016	8-9-3	4-6	3rd-N	3-5-1	5-4-2	0-0	Dwayne Shaffer	Big West 1st Round
2015	8-10-3	3-4-3	3rd-N	5-2-2	3-8-1	0-0	Dwayne Shaffer	Big West Semifinals
2014	7-4-9	5-3-2	2nd-N	4-2-5	2-2-4	1-0	Dwayne Shaffer	Big West 1st Round
2013	9-9-3	4-4-2	2nd-N	5-4	4-5-3	0-0	Dwayne Shaffer	Big West Semifinals
2012	10-7-4	7-3	1st-N	6-4	3-3-4	1-0	Dwayne Shaffer	Big West Championship game
2011	7-8-4	5-3-2	3rd	4-3-3	3-4-1	0-1	Dwayne Shaffer	Big West Semifinals
2010	6-12-0	4-6-0	t4th	5-2	1-8	0-2	Dwayne Shaffer	–
2009	6-12-1	3-6-1	6th	3-4	1-7-1	2-1	Dwayne Shaffer	–
2008	13-5-4	4-2-4	4th	7-0-3	5-4-1	1-1	Dwayne Shaffer	NCAA 2nd Round
2007	12-5-3	7-3-2	2nd (BWC)	5-2-1	4-3-2	3-0	Dwayne Shaffer	NCAA 1st Round
2006	9-7-2	–	–	5-2-1	4-4-1	0-1	Dwayne Shaffer	Not Eligible
2005	7-10-2	–	–	6-3-1	1-7-1	0-0	Dwayne Shaffer	Not Eligible
2004	6-10-2	–	–	4-1	2-7-2	0-2	Dwayne Shaffer	Not Eligible
2003	10-5-4	8-4-2	2nd-N	5-3	5-2-3	0-0-1	Dwayne Shaffer	Not Eligible
2002	13-5-1	9-5	2nd-N	7-2-1	4-3	2-0	Dwayne Shaffer	–
2001	13-7-1	9-4-1	1st-N	5-2-1	7-4	1-1	Dwayne Shaffer	CCAA Championship game
2000	11-6-2	7-5-2	2nd-N	5-3-1	4-3-1	2-0	Dwayne Shaffer	–
1999	16-3-2	12-0-2	1st-N	6-1-1	9-1-1	1-1	Dwayne Shaffer	NCAA Quarterfinals
1998	8-13	7-7	t2nd-N (CCAA)	6-5	1-7	1-1	Dwayne Shaffer	CCAA Championship game
1997	11-8	8-6	3rd	6-2	4-6	1-0	Dwayne Shaffer	–
1996	8-8-2	7-5-2	t4th	3-4-1	5-4-1	0-0	Simon Davies	–
1995	9-10	8-6	3rd	4-6	4-4	1-0	Simon Davies	–
1994	5-10-3	5-6-2	–	4-3-1	1-7-2	0-0	Simon Davies	–
1993	13-6-1	11-3	–	–	–	–	Simon Davies	–
1992	9-10-1	9-4-1	–	–	–	–	Simon Davies	–
1991	15-3-1	11-2-1	–	–	–	–	Simon Davies	–
1990	12-6-2	7-4-2	2nd	–	–	–	Simon Davies	–
1989	9-9-2	9-4-1	4th	–	–	–	–	–

CONFERENCE AFFILIATIONS

1977-78 to 1981-82: Golden State Conference
 1982-83 to 1997-98: Northern California Athletic Conference
 1998-99 to 2003-04: California Collegiate Athletic Association
 2004-05 to 2006-07: Independent (transition to Div. I)
 2007-08 to present: Big West Conference

NATIONAL AFFILIATIONS


1971-72 to 1980-81: AIAW Division III
 1981-82 to 2002-03: NCAA Division II
 2002-03 to 2006-07: NCAA Division I Reclassifying
 2007-08 to Present: NCAA Division I

TEAM YEAR-BY-YEAR STATS

YEAR	GP	Min.	G	A	Pts	Shots	SH%	SOG	SOG%	GW	PK-A	Record
1990*	20	—	55	—	—	—	—	—	—	12	—	
1991*	19	—	43	—	—	—	—	—	—	15	—	
1992*	20	1745:00	27	18	72	—	—	—	—	9	—	
1993*	20	—	41	—	—	—	—	—	—	13	—	
1994*	19	1860:00	20	11	51	230	.080	—	—	6	—	
1995	19	1770:00	25	16	66	211	.106	—	—	9	—	
1996	18	1740:00	26	22	74	273	.087	—	—	8	—	
1997	19	1756:00	34	30	98	244	.122	—	—	11	—	
1998	21	1997:37	33	32	98	311	.106	—	—	8	3-3	
1999	21	1968:00	48	41	137	313	.153	—	—	16	3-4	
2000	19	1798:32	42	37	121	289	.145	—	—	11	3-3	
2001	21	2020:26	41	37	119	295	.139	—	—	13	2-4	
2002	19	1734:10	37	24	98	240	.154	—	—	13	1-1	
2003	19	1797:30	31	22	84	296	.105	88	.297	10	2-3	
2004	18	1675:50	19	17	55	171	.111	72	.421	6	0-0	
2005	19	1817:05	16	12	44	198	.081	73	.369	7	1-1	
2006	18	1665:42	27	27	81	211	.128	—	—	9	0-0	
2007	20	1880:38	44	28	116	300	.147	126	.420	12	5-6	
2008	22	2077:18	37	27	101	296	.125	119	.402	13	2-3	
2009	19	1778:03	20	20	60	203	.099	88	.433	6	0-0	
2010	18	1672:06	18	18	54	213	.085	79	.371	6	0-0	
2011	19	1847:37	19	19	57	253	.075	97	.383	7	1-3	
2012	21	1974:34	23	18	64	264	.087	101	.383	10	1-1	
2013	21	1969:05	20	18	58	286	.070	104	.364	9	2-3	
2014	20	2047:21	20	15	55	272	.074	112	.412	7	2-3	
2015	21	1995:13	29	26	84	293	.099	135	.461	8	2-4	
2016	20	1867:33	26	24	76	267	.097	109	.408	8	4-5	
2017	21	1951:35	40	27	107	277	.144	119	.430	11	3-3	

YEAR	GP	Min.	GA	GAA	SV	SV%	W	L	T	ShO
1990*	20	—	28	—	—	—	12	6	2	4
1991*	19	—	14	—	—	—	15	3	1	12
1992*	20	1745:00	25	1.29	132	.841	9	10	1	4
1993*	20	—	19	—	—	—	13	6	1	10
1994*	19	1860:00	29	1.40	72	.713	6	10	3	2
1995	19	1770:00	28	2.18	88	.759	9	10	0	3
1996	18	1740:00	24	1.24	63	.724	8	8	2	2
1997	19	1756:00	24	1.23	67	.736	11	8	0	6
1998	21	1997:37	39	1.76	83	.680	8	13	0	3
1999	21	1968:00	18	0.82	60	.769	16	3	2	11
2000	19	1798:32	21	1.05	69	.767	11	6	2	7
2001	21	2020:26	28	1.25	101	.783	13	7	1	4
2002	19	1734:10	18	0.93	62	.775	13	5	1	7
2003	19	1797:30	22	1.10	69	.758	10	5	4	8
2004	18	1675:50	29	1.56	80	.734	6	10	2	3
2005	19	1817:05	25	1.24	80	.762	7	10	2	6
2006	18	1665:42	24	1.30	55	.696	9	7	2	7
2007	20	1880:38	31	1.48	64	.674	12	5	3	2
2008	22	2077:18	20	0.87	68	.773	13	5	4	8
2009	19	1778:03	30	1.52	63	.677	6	12	1	4
2010	18	1672:06	27	1.45	58	.682	6	12	0	4
2011	19	1847:37	23	1.12	68	.747	7	8	4	4
2012	21	1974:34	20	0.91	71	.780	10	7	4	6
2013	21	1969:05	21	0.96	64	.753	9	9	3	6
2014	20	2047:21	16	0.70	74	.822	7	4	9	7
2015	21	1995:13	31	1.40	75	.708	8	10	3	3
2016	20	1867:33	24	1.16	59	.711	8	9	3	6
2017	21	1951:35	29	1.34	65	.691	11	7	3	6

* records are incomplete



Matt DeJong (1997-00) is the all-time leader in career assists with 26, holding three of the top 10 single-season marks in school history.



Goalkeeper Omar Zeenni (2010-13) holds school records for career saves, shutouts, and minutes played in net during his Aggie career.

INDIVIDUAL CAREER RECORDS

GAMES PLAYED

1.	Matt Wisenfarth, 2011-15	86
2.	Ryan Gross, 2012-15	83
3.	Greg Salazar, 2014-17	82
4.	Matt Sheldon, 2011-14	81
5.	Miguel Acevedo, 2014-17	80
	Matt DeJong, 1997-00	80
7.	Alex Aguiar, 2010-13	79
	Jesse Swonetz, 1998-02	79
	Eli Carter, 1999-02	79
10.	Brian Ford, 2011-14	78
	Sean Buchanan, 1998-01	78
	Paul Marcoux, 2006-09	78

SHOTS

1.	Ryan Shaw, 2001-04	236
2.	Quincy Amarikwa, 2005-08	201
3.	Sean Buchanan, 1998-01	191
4.	Geoff Vincent, 1998-00	162
5.	Matt Wisenfarth, 2011-15	153
6.	Matt DeJong, 1997-00	130
7.	Alex Aguiar, 2010-13	128
8.	Matt Sheldon, 2011-14	124
9.	Paul Marcoux, 2006-09	123
10.	Nicholas Lind, 2004-07	116
11.	Jesse Swonetz, 1998-02	115
12.	Noah Wilson, 2014-17	95
	Ryan Gross, 2012-15	95
	John Joslin, 2008-12	95
15.	Chris Corbett, 1994-97	92

GOALS

1.	Ryan Shaw, 2001-04	43
2.	Peter Faeth, 1990-93	39
3.	Quincy Amarikwa, 2005-08	31
4.	Nikki Bagheri, 1989-90	30
5.	Sean Buchanan, 1998-01	28
	Matt DeJong, 1997-00	28
7.	Geoff Vincent, 1998-00	21
8.	Chris Leer, 2006-09	19
9.	Paul Marcoux, 2006-09	18
	Jesse Swonetz, 1998-02	18
11.	Matt Wisenfarth, 2011-15	17
12.	Sule Anibaba, 2004-08	16
13.	Matt Sheldon, 2011-14	15
14.	Nicholas Lind, 2004-07	14
15.	Kyle Higgins, 2014-17	13
	Tyler Blondi, 1996-99	13

ASSISTS

1.	Matt DeJong, 1997-00	26
2.	Dylan Curtis, 2005-08	17
	Eli Carter, 1999-02	17
4.	Nikki Bagheri, 1989-90	16
5.	Ramon Estevez, 1993-94	14
	Peter Faeth, 1990-93	14
7.	Justin Brooks, 1997-00	13
	Tyler Blondi, 1996-99	13
9.	Ryan Shaw, 2001-04	12
	Sean Buchanan, 1999-01	12
	Jeremy Warner, 1999-02	12
12.	Paul Marcoux, 2006-09	11
	Ryan Gross, 2012-15	11
14.	Alex Aguiar, 2010-13	10
	Chris Corbett, 1994-97	10

POINTS

1.	Ryan Shaw, 2001-04	98
2.	Peter Faeth, 1990-93	92
3.	Matt DeJong, 1997-00	82
4.	Nikki Bagheri, 1989-90	76
5.	Quincy Amarikwa, 2005-08	69
6.	Sean Buchanan, 1998-01	68
7.	Geoff Vincent, 1998-00	50
8.	Paul Marcoux, 2006-09	47
9.	Matt Wisenfarth, 2011-15	42
	Jesse Swonetz, 1998-02	42
11.	Dylan Curtis, 2005-08	39
	Nicholas Lind, 2004-07	39
	Tyler Blondi, 1996-99	39
14.	Matt Sheldon, 2011-14	37
15.	Sule Anibaba, 2004-08	35

SAVES

1.	Omar Zeenni, 2010-13	220
2.	Nic Platter, 2000-03	195
3.	Jason Kong, 1998-01	188
4.	Ryan McCowan, 2007-10	166
5.	Charles Warne, 2003-06	159
6.	Jason Pitts, 1994-97	158
7.	Armando Quezada, 2012-16	128

SAVE PERCENTAGE (Minimum 100 saves)

	SV	GA	Pct.	
1.	Nic Platter, 2000-03	195	57	.774
2.	Omar Zeenni, 2010-13	220	68	.764
3.	Jason Kong, 1998-01	188	58	.764
4.	Charles Warne, 2003-06	159	54	.746
5.	Armando Quezada, 2012-16	128	46	.736
6.	Jason Pitts, 1994-97	158	62	.718
7.	Ryan McCowan, 2007-10	166	72	.697

SHUTOUTS

1.	Omar Zeenni, 2010-13	18
2.	Nic Platter, 2000-03	17
3.	Armando Quezada, 2012-16	13
4.	Jason Kong, 1998-01	13
5.	Barry Wong, 1990-91	13
6.	Ryan McCowan, 2007-10	11

FEWEST GOALS ALLOWED (Minimum 2,000 min.)

	GA	Min.	
1.	Kris Schultz, 2011-15	28	2299
2.	Drew Creamer, 1995-96	29	2218
3.	Armando Quezada, 2012-16	46	3834
4.	Charles Warne, 2003-06	54	4047
5.	Nic Platter, 2000-03	57	5059
6.	Jason Kong, 1998-01	58	4637
7.	Jason Pitts, 1994-97	62	3694
8.	Omar Zeenni, 2010-13	68	6238
9.	Ryan McCowan, 2007-10	72	5046

GOALS AGAINST AVERAGE (Minimum 2,000 min.)

	GA	Min.	GAA	
1.	Barry Wong, 1990-91	—	—	0.71
2.	Omar Zeenni, 2010-13	68	6238	0.98
3.	Brian Hocking, 1992-93	—	—	0.99
4.	Nic Platter, 2000-03	57	5059	1.01
5.	Armando Quezada, 2012-16	46	3834	1.08
6.	Kris Schultz, 2011-15	28	2299	1.10
7.	Jason Kong, 1998-01	58	4637	1.13
8.	Drew Creamer, 1995-96	29	2218	1.18
9.	Charles Warne, 2003-06	54	4047	1.20
10.	Ryan McCowan, 2007-10	72	5046	1.28
11.	Jason Pitts, 1994-97	62	3694	1.51

GOALKEEPER MINUTES

1.	Omar Zeenni, 2010-13	6,230
2.	Nic Platter, 2000-03	5,059
3.	Ryan McCowan, 2007-10	5,046
4.	Jason Kong, 1998-01	4,637
5.	Charles Warne, 2003-06	4,047
6.	Armando Quezada, 2012-16	3,826
7.	Jason Pitts, 1994-97	3,694
8.	Kris Schultz, 2011-15	2,295
9.	Drew Creamer, 1995-96	2,218
10.	WALLIS LAPSLEY, 2015-pres.	1,954

EDITOR'S NOTE: Records are as complete as possible dating back to the 1991 season unless otherwise noted... Individual shots records are not available for the 1992 and 1993 seasons.



Ryan Shaw broke Peter Faeth's career scoring record in 2004, finishing with 43 goals overall, and ranks first with 98 career points.

INDIVIDUAL SEASON RECORDS

GAMES PLAYED

1. Paul Marcoux, 2008.....	22
Jordan Vanderpoorten, 2008.....	22
Nate Jarman, 2008.....	22
Dylan Curtis, 2008.....	22
Ryan McCowan, 2008.....	22
6. 51 Players Tied.....	21

SHOTS

1. Ryan Shaw, 2003.....	95
2. Quincy Amarikwa, 2008.....	78
3. Sean Buchanan, 2000.....	68
4. Ryan Shaw, 2002.....	62
5. Geoff Vincent, 1999.....	58
6. Sean Buchanan, 2001.....	57
7. Geoff Vincent, 2000.....	55
8. Ryan Shaw, 2004.....	52
Matt DeJong, 1999.....	52
10. Zak Matteoli, 2001.....	49
Geoff Vincent, 1998.....	49
Jake Duane, 1996.....	49

GOALS

1. Peter Faeth, 1993.....	22
2. Ryan Shaw, 2003.....	16
3. Quincy Amarikwa, 2008.....	15
Nikki Bagheri, 1990.....	15
Nikki Bagheri, 1989.....	15
6. Ryan Shaw, 2002.....	13
7. Sean Buchanan, 1999.....	10
Matt DeJong, 1999.....	10
9. Quincy Amarikwa, 2006.....	9
Ryan Shaw, 2004.....	9
Sean Buchanan, 2000.....	9
Zak Matteoli, 2001.....	9
Matt DeJong, 2000.....	9
Geoff Vincent, 2000.....	9

GOALS PER GAME

	GP	G	GPG
1. Ryan Shaw, 2003.....	19	16	0.84
2. Quincy Amarikwa, 2008.....	21	15	0.71
3. Ryan Shaw, 2002.....	19	13	0.68
4. Sean Buchanan, 2000.....	17	9	0.53
5. Quincy Amarikwa, 2006.....	18	9	0.50
6. Ryan Shaw, 2004.....	18	9	0.50
7. Matt DeJong, 1999.....	21	10	0.48
8. Sean Buchanan, 1999.....	21	10	0.48
9. Matt DeJong, 2000.....	19	9	0.47
10. Geoff Vincent, 2000.....	19	9	0.47

ASSISTS

1. Dylan Curtis, 2008.....	11
Nikki Bagheri, 1989.....	11
3. Eli Carter, 2001.....	10
Ramon Estevez, 1993.....	10
5. Matt DeJong, 1999.....	9
6. Matt DeJong, 2000.....	8
7. ADAM MICKELSON, 2017.....	7
8. Kevin Schulte, 2010.....	6
Mariano Arrua, 2006.....	6
Sean Buchanan, 1999.....	6
Matt DeJong, 1998.....	6

ASSISTS PER GAME

	GP	A	APG
1. Dylan Curtis, 2008.....	22	11	0.50
Eli Carter, 2001.....	20	10	0.50
3. Matt DeJong, 1999.....	21	9	0.43
4. Matt DeJong, 2000.....	19	8	0.42
5. Kevin Schulte, 2010.....	17	6	0.35
Mariano Arrua, 2006.....	17	6	0.35
7. ADAM MICKELSON, 2017.....	21	7	0.33
8. Matt DeJong, 1998.....	21	6	0.29
Sean Buchanan, 1999.....	21	6	0.29
Sean Buchanan, 2000.....	17	5	0.29

POINTS

1. Peter Faeth, 1993.....	51
2. Nikki Bagheri, 1989.....	41
3. Nikki Bagheri, 1990.....	35
4. Ryan Shaw, 2003.....	34
5. Quincy Amarikwa, 2008.....	31
6. Ryan Shaw, 2002.....	30
7. Matt DeJong, 1999.....	29
8. Sean Buchanan, 1999.....	26
Matt DeJong, 2000.....	26
10. Sean Buchanan, 2000.....	23

POINTS PER GAME

	GP	P	PPG
1. Ryan Shaw, 2003.....	19	34	1.79
2. Ryan Shaw, 2002.....	19	30	1.58
3. Quincy Amarikwa, 2008.....	21	31	1.48
4. Matt DeJong, 1999.....	21	29	1.38
5. Matt DeJong, 2000.....	19	26	1.37
6. Sean Buchanan, 2000.....	17	23	1.35
7. Sean Buchanan, 1999.....	21	26	1.24
8. Ryan Shaw, 2004.....	18	21	1.17
9. Quincy Amarikwa, 2006.....	18	19	1.06
10. Geoff Vincent, 1999.....	20	20	1.00
Geoff Vincent, 2000.....	19	19	1.00

SAVES

1. Brian Hocking, 1992.....	123
2. Barry Wong, 1991.....	113
3. Charles Warne, 2004.....	75
4. Omar Zeenni, 2012.....	69
5. Omar Zeenni, 2011.....	66
6. Ryan McCowan, 2008.....	65
7. Nic Platter, 2003.....	61
8. Nic Platter, 2002.....	59
Drew Creamer, 1996.....	59
10. WALLIS LAPSLEY, 2017.....	58

SAVE PERCENTAGE (Minimum 50 saves)

	SV	GA	Pct.
1. Brian Hocking, 1992.....	123	20	.860
2. Jason Kong, 1999.....	56	14	.800
3. Jason Kong, 2001.....	50	13	.794
4. Nic Platter, 2002.....	59	16	.787
5. Omar Zeenni, 2012.....	69	19	.784
6. Nic Platter, 2001.....	51	15	.773
7. Omar Zeenni, 2013.....	56	17	.767
8. Ryan McCowan, 2008.....	65	20	.765
9. Omar Zeenni, 2011.....	66	22	.750
10. Charles Warne, 2004.....	75	26	.743

SHUTOUTS

1. Barry Wong, 1991.....	12
2. Ryan McCowan, 2008.....	8
3. Nic Platter, 2003.....	7
4. Omar Zeenni, 2012.....	6
Armando Quezada, 2016.....	6
Nic Platter, 2002.....	6
Jason Kong, 1999.....	6
Brian Hocking, 1993.....	6
9. Armando Quezada, 2014.....	5
Omar Zeenni, 2013.....	5
Charles Warne, 2006.....	5

FEWEST GOALS ALLOWED (Minimum 1,000 min.)

	GA	Min.
1. Armando Quezada, 2014.....	10	1198
2. Jason Kong, 1999.....	14	1736
3. Derek Shaffer, 2005.....	15	1010
Nic Platter, 2001.....	15	1075
Jason Kong, 2000.....	15	1038
6. Nic Platter, 2002.....	16	1689
7. Omar Zeenni, 2013.....	17	1651
8. Omar Zeenni, 2012.....	19	1885
9. Ryan McCowan, 2008.....	20	2077
Jason Pitts, 1994.....	20	1260

GOALS AGAINST AVERAGE (Minimum 1,000 min.)

	GA	Min.	GAA
1. Barry Wong, 1991.....	14	1830	0.69
2. Jason Kong, 1999.....	14	1736	0.73
3. Brian Hocking, 1993.....	10	1194	0.75
Armando Quezada, 2014.....	10	1198	0.75
5. Nic Platter, 2002.....	16	1689	0.85
6. Ryan McCowan, 2008.....	20	2077	0.87
7. Omar Zeenni, 2012.....	19	1885	0.91
8. Omar Zeenni, 2013.....	17	1651	0.93
9. Omar Zeenni, 2011.....	22	1825	1.08
10. Armando Quezada, 2016.....	22	1683	1.18

GOALKEEPER MINUTES

1. Ryan McCowan, 2008.....	2,076
2. Omar Zeenni, 2012.....	1,884
3. Omar Zeenni, 2011.....	1,821
4. WALLIS LAPSLEY, 2017.....	1,771
5. Jason Kong, 1999.....	1,736
6. Nic Platter, 2002.....	1,689
7. Armando Quezada, 2016.....	1,681
8. Omar Zeenni, 2013.....	1,650
9. Drew Creamer, 1996.....	1,603
10. Charles Warne, 2006.....	1,589

EDITOR'S NOTE: Records are as complete as possible dating back to the 1991 season unless noted... Individual shots records are not available for the 1992 and 1993 seasons.

TEAM SCHOOL RECORDS

MISCELLANEOUS

Consecutive Wins.....	6, (3x) last from 9/7/08 to 9/27/08
Consecutive Losses	6, (2x) last from 9/17/10 to 10/6/10
Consecutive Ties.....	4 (2x), last from 9/19/14 to 10/9/14
Unbeaten Streak	13, from 9/18/99 to 10/30/99 (11-0-2)
Winless Streak	6, 9/17/10 to 10/6/10
Consecutive Shutout Wins	5, from 9/18/99 to 9/26/99
Consecutive Shutout Losses.....	3, (3x) last from 9/16/12 to 9/28/12
Consecutive OT Games.....	7, from 9/5/14 to 9/28/14
Best Season Start	4-0-0, (2x) last in 2000
Worst Season Start	0-5-1 in 1994
Best Goals Avg.	2.75 (55 goals, 20 games), 1990
Best Goals Allowed Avg.....	0.70 (14 goals, 20 games), 1991
Most Victories	16-3-2 in 1999
Most Losses	6-12-0 in 2010
.....	6-12-1 in 2009
Most Ties	9, 2014
Most Shutout Wins.....	12, 1991
Most Shutout Losses.....	8, 2013

SINGLE-GAME SCORING

AGGIES

1.	vs. Notre Dame de Namur	10/9/90	13-0
2.	vs. Notre Dame de Namur	11/4/89	12-0
3.	vs. Cal State Los Angeles.....	10/14/00	8-2
	at Notre Dame de Namur.....	10/11/89	8-0
5.	vs. Pacific	9/20/15	6-0
	vs. IPFW.....	9/14/07	6-0
	at San Francisco State.....	10/30/02	6-1
	vs. Stanislaus State	9/14/99	6-0
	vs. Notre Dame de Namur	10/22/97	6-0
	vs. CSU Bakersfield.....	9/21/93	6-1
	vs. Notre Dame de Namur	10/19/91	6-0
	vs. San Francisco State.....	10/24/90	6-2

OPPONENTS

1.	at Seattle.....	8/28/15	0-6
	at Cal State East Bay.....	10/5/88	5-6
3.	vs. Washington.....	8/26/06	0-5
	vs. CSUN.....	11/11/05	0-5
	vs. Cal Poly.....	9/21/91	2-5
	vs. San Francisco State.....	9/28/88	4-5

INDIVIDUAL GOALS

1.	David Davis	5, vs. Notre Dame de Namur, 1989
2.	Sule Anibaba	3, vs. Pittsburgh, 9/2/07
	Sean Buchanan.....	3, at Cal Poly Pomona, 10/3/99
	James Brusca	3, vs. Notre Dame de Namur, 9/26/95
	Peter Faeth.....	3, vs. Stanislaus State, 11/2/93
	Peter Faeth.....	3, vs. CSU Bakersfield, 9/21/93
	Jake Gwin.....	3, vs. Notre Dame de Namur, 10/9/90

INDIVIDUAL ASSISTS

1.	Kevin Schulte	4, vs. Cal Poly, 10/31/10
----	---------------------	---------------------------

INDIVIDUAL POINTS

1.	David Davis	10, vs. College of Notre Dame, 1989
----	-------------------	-------------------------------------

FASTEST GOAL TO START A GAME (DIVISION I ONLY)

0:10	Lance Patterson vs. Sacramento State, 9/10/10
0:11	Nicholas Lind vs. CSUN, 11/4/07
0:52	Matt Wiesenfarth vs. UC Riverside, 10/1/11
1:29	Paul Marcoux vs. Oregon State, 9/7/07
1:56	Matt Sheldon vs. Loyola Marymount, 9/5/14
2:16	Quincy Amarikwa vs. IPFW, 9/14/07
3:35	Kevin Schulte vs. UC Riverside, 11/12/13
3:49	Miles Hadley vs. Cal Poly, 10/4/08
4:36	Matt Baringer at CSU Bakersfield, 9/15/16
4:40	Matt Sheldon vs. San Francisco, 9/15/13
4:55	Sule Anibaba vs. San Diego State, 9/21/08
6:13	Jake Haupt vs. CSU Bakersfield, 9/3/17
6:13	Paul Marcoux vs. Sacramento State, 9/23/07
6:14	Matt Baringer vs. Loyola Marymount, 9/8/17
6:33	Quincy Amarikwa vs. San Diego, 9/19/08
6:44	Evan Barrett at UC Irvine, 10/1/16
6:56	Kyle Higgins vs. UC Santa Barbara, 10/19/16
7:13	Adam Mickelson at UC Santa Barbara, 10/21/17
7:19	Matt Sheldon vs. Seattle, 9/6/13
7:30	Kyle Higgins vs. San Francisco, 8/28/17

FASTEST GOAL BY OPPONENT TO START A GAME (DIVISION I ONLY)

:22	Kyle Montgomery, Cal Poly, 11/2/08
1:02	Sahid Conteh, Loyola Marymount, 9/11/16
1:09	Jared Pressley, Cal Poly, 10/12/16
2:22	Danny Barrera, UC Santa Barbara, 10/15/09
2:23	Kyle Nakazawa, UCLA, 9/10/09
2:53	Matt Langton, Pittsburgh, 9/2/07
3:24	Thomas Ramos, CSUN, 9/28/11
4:02	Cito Soriano, UC Riverside, 10/3/07
4:07	Cesar Diaz, UC Riverside, 11/3/10
4:21	Tom Mohoric, Saint Mary's, 9/12/10
4:34	Andy Rios, at San Jose State, 9/1/17
4:35	Jesse Vega, Cal State Fullerton, 10/11/13
5:05	Camilo Rojas, CSUN, 10/22/08
5:42	Travis Heim, Seattle, 9/2/11
6:23	David Turcios, CSUN, 9/28/12
7:38	Brian Ramsey, Oregon State, 9/17/10
7:38	Erik Rivas, Saint Mary's, 9/25/09
8:32	Niki Jackson, Grand Canyon, 9/21/14
8:36	Brad Bumgarner, Sacramento State, 10/24/15
9:36	Kyle Montgomery, Cal Poly, 11/10/07

FASTEST TWO GOALS BY TEAMMATES (DIVISION I ONLY)

:20	-- Noah Wilson & Kyle Higgins, CSUN (BWT Semifinals), 11/4/17
:26	-- Miguel Acevedo & Kyle Higgins, Cal State Fullerton, 10/8/16
:41	-- Dylan Curtis & Quincy Amarikwa, Long Island, 8/29/08
:48	-- Adam Mickelson & Matt Baringer, Cal Poly, 10/18/17
:54	-- Evan Barrett & Kyle Higgins, at Sacramento State, 10/15/16
1:31	-- Quincy Amarikwa & Dylan Curtis, Long Island, 8/29/08
1:34	-- Lance Patterson & John Joslin, Cal Poly, 10/30/10
1:48	-- Matt Baringer & Kyle Higgins, vs. Loyola Marymount, 9/8/17
1:51	-- Onah Power & Matt Baringer, vs. San Francisco, 8/28/17
2:04	-- Kristian Heptner & Ryan Gross, Wisconsin, 9/6/15
2:07	-- Miguel Acevedo (twice), at San Jose State, 9/1/17
2:19	-- Luke Hazel & Matt Baringer, at SMU, 8/25/17
2:46	-- Sule Anibaba & Chris Leer, IPFW, 9/14/07
3:03	-- John Joslin & Dan Reese, UC Riverside, 10/7/09
3:07	-- Matt Wiesenfarth & Alex Aguiar, Cal Poly, 10/22/11
3:08	-- Lucas Mohageg & Justin Wright, Pacific, 9/20/15
3:49	-- Paul Marcoux & Quincy Amarikwa, Oakland, 9/15/07
4:27	-- Ahmad Hatifie (twice), Air Force, 9/27/08
4:35	-- Miles Hadley & Quincy Amarikwa, Cal State Fullerton, 10/13/08
5:07	-- Dylan Curtis & Quincy Amarikwa, CSUN, 10/22/08

DIVISION I ERA CAREER RECORDS

Since 2007

TOTAL POINTS

1. Quincy Amarikwa, 2007-08 (20g-3a)	43
2. Matt Wiesenfarth, 2011-15 (17g-8a)	42
3. Matt Sheldon, 2011-14 (15-7)	37
4. Paul Marcoux, 2007-09 (12-10)	34
5. Noah Wilson, 2014-17 (12-9)	33

POINTS PER GAME

1. Quincy Amarikwa, 2007-08 (43/38)	1.13
2. Dylan Curtis, 2007-08 (30/41)	0.73
3. Sule Anibaba, 2007-08 (29/41)	0.71
4. Paul Marcoux, 2007-09 (34/60)	0.57
5. Chris Leer, 2007-09 (31/58)	0.53

GOALS

1. Quincy Amarikwa, 2007-08	20
2. Matt Wiesenfarth, 2011-15	17
3. Matt Sheldon, 2011-14	15
4. Kyle Higgins, 2014-17	13
Sule Anibaba, 2007-08	13
Chris Leer, 2007-09	13

GOALS PER GAME

1. Quincy Amarikwa, 2007-08 (20/38)	0.53
2. Sule Anibaba, 2007-08 (13/41)	0.32
3. Chris Leer, 2007-09 (13/58)	0.22
4. Paul Marcoux, 2007-09 (12/60)	0.20
5. Matt Wiesenfarth, 2011-15 (17/86)	0.20

GAME-WINNING GOALS

1. Matt Wiesenfarth, 2011-15	7
Matt Sheldon, 2011-14	7
Quincy Amarikwa, 2007-08	7
4. Ryan Gross, 2012-15	5
5. Lucas Mohageg, 2012-15	4
Dashiell MacNamara, 2012-16	4
John Joslin, 2008-12	4
Dylan Curtis, 2007-08	4
Paul Marcoux, 2007-09	4

ASSISTS

1. Dylan Curtis, 2007-08	14
2. Ryan Gross, 2012-15	11
3. Alex Aguiar, 2010-13	10
Paul Marcoux, 2007-09	10
5. Noah Wilson, 2014-17	9

ASSISTS PER GAME

1. Dylan Curtis, 2007-08 (14 asst./41 gms.)	0.34
2. Ian Conklin, 2007-08 (7/39)	0.18
3. Paul Marcoux, 2007-09 (10/60)	0.17
4. Ryan Gross, 2012-15 (11/83)	0.13
5. Alex Aguiar, 2010-13 (10/79)	0.13

SHOTS

1. Matt Wiesenfarth, 2011-15	153
2. Alex Aguiar, 2010-13	128
3. Matt Sheldon, 2011-14	124
4. Quincy Amarikwa, 2007-08	122
5. Paul Marcoux, 2007-09	96

PENALTY KICKS MADE

1. Sule Anibaba, 2007-08	5
2. MATT BARINGER, 2014-pres.	2
Noah Wilson, 2014-17	2
Kristian Heptner, 2015-16	2
Alex Aguiar, 2010-13	2
Ryan Gross, 2012-15	2
Lucas Mohageg, 2012-15	2
Ramon Martin Del Campo, 2011-14	2
Dylan Curtis, 2007-08	2

PENALTY KICKS ATTEMPTED

1. Sule Anibaba, 2007-08	6
2. Noah Wilson, 2014-17	3
Lucas Mohageg, 2012-15	3
Ryan Gross, 2012-15	3
Dylan Curtis, 2007-08	3
Ramon Martin Del Campo, 2011-14	3

GAMES PLAYED

1. Matt Wiesenfarth, 2011-15	86
2. Ryan Gross, 2012-15	83
3. Greg Salazar, 2014-17	82
4. Matt Sheldon, 2011-14	81
5. Miguel Acevedo, 2014-17	80

MINUTES PLAYED

1. Ryan Gross, 2012-15	7,401
2. Brian Ford, 2011-14	7,374
3. Greg Salazar, 2014-17	6,430
4. Ramon Martin Del Campo, 2011-14	6,312
5. Omar Zeenni, 2010-13	6,105

SAVES

1. Omar Zeenni, 2010-13	220
2. Ryan McCowan, 2007-10	166
3. Armando Quezada, 2012-16	128
4. Kris Schultz, 2011-15	70
5. WALLIS LAPSLEY, 2015-pres.	66

SAVES PER GAME

1. Omar Zeenni, 2010-13 (220 saves/69 gms.)	3.19
2. Ryan McCowan, 2007-10 (166/57)	2.91
3. Kris Schultz, 2011-15 (70/25)	2.80
4. Armando Quezada, 2012-16 (128/47)	2.72

SAVE PERCENTAGE (Min. 50 saves)

1. Omar Zeenni, 2010-13 (220/68)	.764
2. Armando Quezada, 2012-16 (128/46)	.736
3. Kris Schultz, 2011-15 (70/28)	.714
4. WALLIS LAPSLEY, 2015-pres. (66/28)	.702
5. Ryan McCowan, 2007-10 (166/72)	.697

GOALS AGAINST AVG. (Min. 2,000 minutes)

1. Omar Zeenni, 2010-13 (68/6238)	0.98
2. Armando Quezada, 2012-16 (46/3834)	1.08
3. Kris Schultz, 2011-15 (28/2299)	1.10
4. Ryan McCowan, 2007-10 (72/5056)	1.28

WINS

1. Omar Zeenni, 2010-13	29
2. Ryan McCowan, 2007-10	25
3. Armando Quezada, 2012-16	17
4. WALLIS LAPSLEY, 2015-pres.	11
5. Kris Schultz, 2011-15	7

SHUTOUTS

1. Omar Zeenni, 2010-13	18
2. Armando Quezada, 2012-16	13
3. Ryan McCowan, 2007-10	11

GOALKEEPER MINUTES PLAYED

1. Omar Zeenni, 2010-13	6,230
2. Ryan McCowan, 2007-10	5,046
3. Armando Quezada, 2012-16	3,826
4. Kris Schultz, 2011-15	2,295
5. WALLIS LAPSLEY, 2015-pres.	1,954

ED NOTE: All records based on two years at the Division I level.



A two-time All-Big West Conference honoree and a 2012 All-Far West Region third-team selection, defender Brian Ford logged more playing time than any other player during the Aggies' Division I era.

DIVISION I ERA SEASON RECORDS

Since 2007

TOTAL POINTS

1. Quincy Amarikwa, 2008 (15g-1a)	31
2. Dylan Curtis, 2008 (5-11)	21
3. Lucas Mohageg, 2015 (7-4)	18
4. Noah Wilson, 2016 (7-3)	17
Sule Anibaba, 2007 (8-1)	17
6. ADAM MICKELSON, 2017 (4-7)	15
7. Nicholas Lind, 2007 (5-4)	14
8. Kyle Higgins, 2017 (6-1)	13
Matt Wiesenfarth, 2013 (6-1)	13
Matt Sheldon, 2013 (6-1)	13
Matt Wiesenfarth, 2011 (5-3)	13
Lance Patterson, 2010 (6-1)	13
Paul Marcoux, 2009 (5-3)	13
Paul Marcoux, 2007 (5-3)	13

POINTS PER GAME

1. Quincy Amarikwa, 2008 (31 pts./21 gms.)	1.48
2. Dylan Curtis, 2008 (21/22)	0.95
3. Lucas Mohageg, 2015 (18/21)	0.86
4. Noah Wilson, 2016 (17/20)	0.85
Sule Anibaba, 2007 (17/20)	0.85

GOALS

1. Quincy Amarikwa, 2008	15
2. Sule Anibaba, 2007	8
3. Noah Wilson, 2016	7
Lucas Mohageg, 2015	7
5. Kyle Higgins, 2017	6
Matt Sheldon, 2013	6
Matt Wiesenfarth, 2013	6
Lance Patterson, 2010	6

GOALS PER GAME

1. Quincy Amarikwa, 2008 (15 goals/21 gms.)	0.71
2. Sule Anibaba, 2007 (8/20)	0.40
3. Lance Patterson, 2010 (6/17)	0.352
4. Noah Wilson, 2016 (7/20)	0.350
5. Lucas Mohageg, 2015 (7/21)	0.33

GAME-WINNING GOALS

1. Quincy Amarikwa, 2008	5
2. Kristian Heptner, 2016	3
Lucas Mohageg, 2015	3
Matt Sheldon, 2013	3
John Joslin, 2010	3
Matt Wiesenfarth, 2013	3

ASSISTS

1. Dylan Curtis, 2008	11
2. ADAM MICKELSON, 2017	7
3. Kevin Schulte, 2010	6
4. Alex Aguiar, 2011	5
5. Miguel Acevedo, 2017	4
Greg Salazar, 2016	4
Lucas Mohageg, 2015	4
Nicholas Lind, 2007	4
Ian Palmer, 2013	4
Ian Conklin, 2007	4
Paul Marcoux, 2008	4
Chris Leer, 2009	4
Alex Henry, 2012	4

ASSISTS PER GAME

1. Dylan Curtis, 2008 (11 asst./22 gms.)	0.50
2. Kevin Schulte, 2010 (6/17)	0.35
3. ADAM MICKELSON, 2017 (7/21)	0.33
4. Alex Aguiar, 2011 (5/19)	0.26
5. Chris Leer, 2009 (4/19)	0.21
Nicholas Lind, 2007 (4/19)	0.21

SHOTS

1. Quincy Amarikwa, 2008	78
2. Matt Wiesenfarth, 2015	48
3. Kristian Heptner, 2016	45
4. Quincy Amarikwa, 2007	44
5. Lance Patterson, 2010	43

PENALTY KICKS MADE

1. Sule Anibaba, 2007	5
2. MATT BARINGER, 2017	2
Noah Wilson, 2016	2
Kristian Heptner, 2016	2
Lucas Mohageg, 2015	2
Ramon Martin Del Campo, 2014	2
Ryan Gross, 2013	2
Dylan Curtis, 2008	2

PENALTY KICKS ATTEMPTED

1. Sule Anibaba, 2007	6
2. Noah Wilson, 2016	3
Lucas Mohageg, 2015	3
Dylan Curtis, 2008	3
Ramon Martin Del Campo, 2014	3

MINUTES PLAYED

1. Brian Ford, 2014	2,014
2. Ryan McCowan, 2008	1,988
3. Brian Ford, 2012	1,968
4. Jordan Vanderpoorten, 2008	1,958
5. Ryan Gross, 2014	1,952

SAVES

1. Omar Zeenni, 2012	69
2. Omar Zeenni, 2011	66
3. Ryan McCowan, 2008	65
4. WALLIS LAPSLEY, 2017	58
5. Omar Zeenni, 2013	56

SAVES PER GAME

1. Omar Zeenni, 2011 (66 saves/19 gms.)	3.47
2. Omar Zeenni, 2012 (69/20)	3.45
3. Armando Quezada, 2014 (44/13)	3.38
4. Brian Wickers, 2007 (38/12)	3.17
5. Ryan McCowan, 2009 (53/17)	3.12

SAVE PERCENTAGE

1. Armando Quezada, 2014 (44 saves/10 GA)	.815
2. Omar Zeenni, 2012 (69/19)	.784
3. Omar Zeenni, 2013 (56/17)	.767
4. Ryan McCowan, 2008 (65/20)	.765
5. Omar Zeenni, 2011 (66/22)	.750

GOALS AGAINST AVG. (Min 1,000 minutes)

1. Armando Quezada, 2014 (10 GA/1198 min.)	0.75
2. Ryan McCowan, 2008 (20/2077)	0.87
3. Omar Zeenni, 2012 (19/1885)	0.91
4. Omar Zeenni, 2013 (17/1651)	0.93
5. Omar Zeenni, 2011 (22/1825)	1.08

WINS

1. Ryan McCowan, 2008 (13-5-4)	13
2. WALLIS LAPSLEY, 2017 (11-7-2)	11
3. Omar Zeenni, 2012 (10-6-4)	10
4. Armando Quezada, 2016 (8-8-3)	8
Omar Zeenni, 2013 (8-8-2)	8

SHUTOUTS

1. Ryan McCowan, 2008	8
2. Armando Quezada, 2016	6
Omar Zeenni, 2012	6
4. Armando Quezada, 2014	5
Omar Zeenni, 2013	5

GOALKEEPER MINUTES PLAYED

1. Ryan McCowan, 2008	2,076
2. Omar Zeenni, 2012	1,884
3. Omar Zeenni, 2011	1,821
4. WALLIS LAPSLEY, 2017	1,771
5. Armando Quezada, 2016	1,681
6. Omar Zeenni, 2013	1,650
7. Ryan McCowan, 2009	1,511
8. Kris Schultz, 2015	1,357
9. Armando Quezada, 2014	1,195
10. Brian Wickers, 2007	995

2017 Records in BOLD

Current players in ALL CAPS



Major League Soccer veteran Quincy Amarikwa posted 31 points as a senior, a program high for the Division I era of UC Davis men's soccer.

INDIVIDUAL SINGLE GAME

POINTS

1. Sule Anibaba 6 vs. Pittsburgh, 9/2/07
2. **23 Players Tied** **4 (Last: Kyle Higgins vs. Sacramento State, 10/29/17)**

GOALS

1. Sule Anibaba 3 vs. Pittsburgh, 9/2/07
2. **21 Players Tied** **2 (Last: Kyle Higgins vs. Sacramento State, 10/29/17)**

ASSISTS

1. Kevin Schulte 4 vs. Cal Poly, 10/30/10
2. **14 Players Tied** **2 (Last: Onah Power at UC Santa Barbara, 10/21/17)**

SHOTS

1. Chris Leer 8 vs. Cal Poly, 10/31/09
2. **MATT BARINGER** 7 vs. Sacramento State, 10/22/16
- Quincy Amariqwa 7 at Cal State Fullerton, 10/8/08
- Michael Garrick 7 at Oregon State, 9/17/10
- Matt Wiesenfarth 7 at UC Riverside, 11/5/11

SAVES

1. Armando Quezada 7 vs. UC Irvine, 10/10/15
- Ryan McCowan 7 vs. Cal Poly, 11/10/07
- Ryan McCowan 7 at Michigan, 11/25/08
- Ryan McCowan 7 at San Diego State, 9/21/08
- Ryan McCowan 7 vs. Portland, 9/24/10
- Brian Wickers 7 at Xavier, 8/31/07
- Brian Wickers 7 at UC Santa Barbara, 10/12/07
- Omar Zeenni 7 vs. CSU Bakersfield, 9/11/01
- Omar Zeenni 7 vs. Tulsa, 9/14/12
- Omar Zeenni 7 at New Mexico, 9/27/13

TEAM SINGLE GAME

POINTS

1. 17 vs. Pacific, 9/20/15
2. 15 vs. IPFW, 9/14/07
3. **14 at UC Santa Barbara, 10/21/17**
- 14 vs. Cal Poly, 10/30/10
5. 12 at UC Irvine, 10/1/16
6. **11 vs. CSUN, 11/4/17**
- 11 vs. Denver, 11/22/08
- 11 vs. Michigan State, 9/7/08
9. 10 - Five Times

GOALS

1. 6 vs. Pacific, 9/20/15
- 6 vs. IPFW, 9/14/07
3. **5 at UC Santa Barbara, 10/21/17**
4. **4 vs. CSUN, 11/4/17**
- 4 vs. Denver, 11/22/08
- 4 vs. Cal Poly, 10/30/10
- 4 vs. Pittsburgh, 9/2/07
- 4 vs. Michigan State, 9/7/08
- 4 vs. Oakland, 9/15/07
- 4 vs. Air Force, 9/27/08

ASSISTS

1. 6 at UC Irvine, 10/1/16
- 6 vs. Cal Poly, 10/30/10
3. 5 vs. Pacific, 9/20/15
4. **4 at UC Santa Barbara, 10/21/17**
- 4 at Sacramento State, 10/15/16
- 4 at UC Riverside, 10/13/13
- 4 vs. Central Arkansas, 9/6/09

SHOTS

1. 27 vs. Cal State Fullerton, 10/13/08
2. 26 at Sacramento State, 10/25/14
- 26 vs. CSU Bakersfield, 9/8/13
4. 25 vs. San Francisco, 9/27/15
5. 24 vs. UC Riverside, 10/6/16
- 24 vs. CSU Bakersfield, 9/4/15
- 24 vs. Seattle, 9/2/11
- 24 vs. Oregon State, 9/9/11
- 24 vs. Air Force, 9/9/14

SAVES

1. 8 at UC Santa Barbara, 10/12/07
2. 7 vs. UC Irvine, 10/10/15
- 7 vs. Wisconsin, 9/6/15
- 7 at Xavier, 8/31/07
- 7 vs. Cal Poly, 11/10/07
- 7 at Michigan, 11/25/08
- 7 at UC Riverside, 10/18/08
- 7 vs. CSU Bakersfield, 9/11/11
- 7 vs. Tulsa, 9/14/12
- 7 at San Diego State, 9/21/08
- 7 vs. Portland, 9/24/10
- 7 - at New Mexico, 9/27/13

TEAM SEASON RECORDS

POINTS

1. 2007 (44g-28a) 116
2. **2017 (40g-27a) 107**
3. 2008 (37-27) 101
4. 2015 (29-26) 84
5. 2016 (26-24) 76
6. 2012 (23-18) 64
7. 2009 (20-20) 60
8. 2013 (20-18) 58
9. 2011 (19-19) 57
10. 2014 (20-15) 55

GOALS

1. 2007 44
2. **2017 40**
3. 2008 37
4. 2015 29
5. 2016 26
6. 2012 23
7. 2013 20
- 2014 20
- 2009 20
10. 2011 19

ASSISTS

1. 2007 28
2. **2017 17**
- 2008 27
4. 2015 26
5. 2016 24
6. 2009 20
7. 2011 19
8. 2013 18
- 2012 18
- 2010 18

SHOTS

1. 2007 (44 goals) 300
2. 2008 (37 goals) 296
3. 2015 (29 goals) 293
4. 2013 (20 goals) 286
5. **2017 (40 goals) 277**
6. 2014 (20 goals) 272
7. 2016 (26 goals) 267
8. 2012 (23 goals) 264
9. 2011 (19 goals) 253
10. 2010 (18 goals) 213

SHOTS PER GAME

1. 2007 (20 gm-300 shots) 15.00
2. 2015 (21-293) 13.95
3. 2013 (21-286) 13.62
4. 2014 (20-272) 13.60
5. 2008 (22-296) 13.45
6. 2016 (20-267) 13.35
7. 2011 (19-253) 13.32
8. **2017 (21-277) 13.19**
9. 2012 (21-264) 12.57
10. 2010 (18-213) 11.83

SHOTS ON GOAL

1. 2015 (29 goals) 135
2. 2007 (44) 126
3. **2017 (40) 119**
- 2008 (37) 119
5. 2014 (20) 112
6. 2016 (26) 109
7. 2013 (20) 104
8. 2012 (23) 101
9. 2011 (19) 97
10. 2009 (20) 88

PENALTY KICKS MADE

1. 2007 5
2. 2016 4
3. **2017 3**
- 2015 2
- 2014 2
- 2013 2
- 2008 2

PENALTY KICKS ATTEMPTED

1. 2007 6
2. 2016 5
3. 2015 4
4. **2017 3**
- 2014 3
- 2008 3
- 2013 3
- 2011 3

SAVES

1. 2015 (31 GA) 75
2. 2014 (16 GA) 74
3. 2012 (20 GA) 71
4. 2011 (23 GA) 68
- 2008 (20 GA) 68
6. **2017 (29 GA) 65**
7. 2013 (21 GA) 64
- 2007 (31 GA) 64
9. 2009 (30 GA) 63
10. 2016 (24 GA) 59

SAVES PER GAME

1. 2014 (20 games) 3.70
2. 2011 (19) 3.58
3. 2015 (21) 3.57
4. 2012 (21) 3.38
5. 2009 (19) 3.32

SAVE PERCENTAGE

1. 2014 (16 GA, 74 Saves)822
2. 2008 (20 GA, 2077 Min.)780
3. 2008 (20 GA, 68 Saves)773
4. 2013 (21 GA, 64 Saves)753
5. 2011 (23 GA, 68 Saves)747

GOALS AGAINST AVG.

1. 2014 (16 GA, 2047 Min.) 0.70
2. 2008 (20 GA, 2077 Min.) 0.87
3. 2012 (20 GA, 1975 Min.) 0.91
4. 2013 (21 GA, 1969 Min.) 0.96
5. 2011 (23 GA, 1848 Min.) 1.12

WINS

1. 2008 13 (13-5-4)
2. 2007 12 (12-5-3)
3. **2017 11 (11-7-2)**
4. 2012 10 (10-7-4)
5. 2013 9 (9-9-3)

SHUTOUTS

1. 2008 8
2. 2014 7
3. **2017 6**
- 2016 6
- 2013 6
- 2012 6

GAMES PLAYED

1. 2008 22
2. **2017 21**
- 2015 21
- 2012 21
- 2013 21
4. 2016 20
- 2014 20
- 2007 20

AGGIE HONOR ROLL

NCAA POSTGRADUATE SCHOLARSHIP

Brian Ford.....2014

NSCAA ALL-AMERICA

Rodolpho Neuhaus.....1948 (HM)
 Jose Maria Urichohec.....1958 (HM)
 Matt Nolen.....1991 (2nd)
 Tom Amick.....1993 (2nd)
 Sean Buchanan.....1999 (3rd)
 Quincy Amarikwa.....2008 (2nd)
 Dylan Curtis.....2008 (3rd)

ALL-REGION HONORS

Peter Nutson.....1987 (2nd), 1988 (2nd)
 Matt Nolen.....1991 (2nd), 1992 (1st)
 Tom Amick.....1993 (1st)
 Peter Faeth.....1993 (1st)
 Geronimo Jimenez.....1993 (3rd)
 Brett Burns.....1994 (1st)
 Carlos Escobar.....1996 (1st)
 Demian Ludington.....1996 (2nd)
 Bobby Hernandez.....1997 (2nd)
 Matt DeJong.....1998 (3rd), 1999 (2nd), 2000 (1st)
 Sean Buchanan.....1999 (1st), 2000 (2nd)
 Brian Cane.....1999 (1st)
 Jason Kong.....1999 (2nd)
 Zak Matteoli.....2001 (2nd)
 Jeremy Warner.....2001 (2nd)
 Ryan Shaw.....2002 (1st), 2003 (1st)
 Peter Barrick.....2002 (2nd)
 Yuta Tanaka.....2003 (1st)
 Quincy Amarikwa.....2008 (1st)
 Dylan Curtis.....2008 (1st)
 Brian Ford.....2012 (3rd)
 Omar Zeenni.....2013 (2nd)
 Ramon Martin Del Campo.....2014 (3rd)
 Roy Boateng.....2017 (2nd)
 Nabi Kibunguchy.....2017 (3rd)

ACADEMIC ALL-AMERICA/ALL-DISTRICT

1988 Peter Nutson.....Honorable Mention, adidas
 1993 Tom Amick.....All-District VIII
 1998 Matt DeJong.....All-District VIII
 1999 Matt DeJong.....All-District VIII
 2001 Matt DeJong.....Third Team All-America
 2002 Derrick Thomas.....First-Team All-District VIII
 2002 Eli Carter.....First-Team All-District VIII
 2003 Johnny Yau.....First-Team All-District VIII
 2008 Dylan Curtis.....Third-Team All-America
 2009 Mustafa Chopan.....First-Team All-District VIII
 2011 Mustafa Chopan.....Third-Team All-America
 2012 Mustafa Chopan.....Second-Team All-America
 Brian Ford.....First-Team All-District VIII
 2014 Brian Ford.....First Team All-District VIII
 2017 Chase Rhode.....First-Team All-District VIII
 2017 Matt Baringer.....First-Team All-District VIII

CAL AGGIE ATHLETICS HALL OF FAME

Men's Soccer Inductees

Name	Years	Inducted
Dylan Curtis	2005-08	2017
Ryan Shaw	2001-04	2012
Matt DeJong	1997-00	2011
Peter Faeth	1990-93	2007
Donald Paul Briggs	1974-77	1996
Rolf V. Benirschke	1973-77	1982

SOCCER AMERICA MVP

Quincy Amarikwa.....2008 (2nd)

SOCCER AMERICA FRESHMAN ALL-AMERICA

Matt Wiesenfarth.....2011 (2nd)

BIG WEST OFFENSIVE PLAYER OF THE YEAR

Quincy Amarikwa.....2008

BIG WEST DEFENSIVE PLAYER OF THE YEAR

Roy Boateng.....2017

BIG WEST MIDFIELDER OF THE YEAR

Dylan Curtis.....2008

BIG WEST GOALKEEPER OF THE YEAR

Omar Zeenni.....2013

BIG WEST FRESHMAN OF THE YEAR

Matt Wiesenfarth.....2011

BIG WEST COACH OF THE YEAR

Dwayne Shaffer.....2007, 2017

ALL-BIG WEST CONFERENCE

Nicholas Lind.....2007 (2nd)
 Quincy Amarikwa.....2007 (2nd), 2008 (1st)
 Sule Anibaba.....2007 (2nd), 2008 (HM)
 Paul Cain.....2007 (2nd)
 Dylan Curtis.....2008 (1st)
 Jordan Vanderpoorten.....2008 (2nd)
 Paul Marcoux.....2008 (HM), 2009 (2nd)
 Chris Leer.....2009 (HM)
 Lance Patterson.....2010 (2nd), 2011 (1st)
 Chris Beville.....2010 (2nd)
 Nathan Javadi.....2010 (HM)
 Kevin Schulte.....2011 (2nd), 2012 (2nd)
 Matt Wiesenfarth.....2011 (2nd), 2013 (2nd), 2015 (2nd)
 Omar Zeenni.....2012 (2nd), 2013 (1st)
 Alex Henry.....2012 (HM), 2013 (2nd)
 Brian Ford.....2013 (2nd), 2014 (2nd)
 Alex Aguiar.....2013 (HM)
 Ramon Martin Del Campo.....2013 (HM), 2014 (2nd)
 Matt Sheldon.....2013 (HM), 2014 (2nd)
 Ryan Gross.....2014 (HM), 2015 (2nd)
 Lucas Mohageg.....2014 (HM), 2015 (1st)
 Armando Quezada.....2014 (HM)
 Roy Boateng.....2015 (HM), 2016 (HM), 2017 (1st)
 Kristian Heptner.....2016 (2nd)
 Kyle Higgins.....2016 (2nd)
 Dashiell MacNamara.....2016 (2nd)
 Noah Wilson.....2016 (2nd), 2017 (HM)
 Evan Barrett.....2016 (HM)
 Nabi Kibunguchy.....2017 (1st)
 Onah Power.....2017 (1st)
 Miguel Acevedo.....2017 (2nd)
 Adam Mickelson.....2017 (2nd)
 Greg Salazar.....2017 (2nd)
 Lizandro Torres.....2017 (HM)

BIG WEST ALL-FRESHMAN TEAM

Dashiell MacNamara.....2013
 Miguel Acevedo.....2014
 Evan Barrett.....2014
 Roy Boateng.....2015
 Nabi Kibunguchy.....2017

AGGIE HONOR ROLL

ALL-NORTHERN CALIFORNIA ATHLETIC CONFERENCE

Gregori Lejnicks.....	1984 (1st)
Jerome Watson.....	1984 (1st)
Chris Wilson.....	1984 (1st)
Jesus Rico.....	1985 (1st)
Olaf Elze.....	1985 (1st)
Duncan McMartin.....	1985 (1st)
Greg Mole.....	1986 (1st)
Dave Davis.....	1987 (1st)
Steve Stanko.....	1987 (1st)
Tom Hillesland.....	1988 (1st)
Peter Nutson.....	1988 (1st)
Nikki Bagheri.....	1989 (1st), 1990 (1st)
Bryan Richardson.....	1989 (1st)
Matt Nolen.....	1990 (1st), 1991 (1st), 1992 (1st)
Barry Wong.....	1991 (1st)
Tom Amick.....	1992 (1st), 1993 (1st)
Peter Faeth.....	1993 (1st)
Brett Burns.....	1994 (1st)
Keely Wachs.....	1994 (1st)
James Brusca.....	1995 (1st)
Chris Corbett.....	1995 (1st)
Bobby Hernandez.....	1997 (1st)

CCAA COACH OF THE YEAR

Dwayne Shaffer.....	1999
---------------------	------

ALL-CALIFORNIA COLLEGIATE ATHLETIC ASSOCIATION

Geoff Vincent.....	1998 (HM), 1999 (HM), 2000 (2nd)
Matt DeJong.....	1998 (HM), 1999 (2nd), 2000 (1st)
Bobby Hernandez.....	1998 (1st)
Sean Buchanan.....	1999 (1st), 2000 (1st), 2001 (HM)
Jason Kong.....	1999 (1st), 2001 (2nd)
Brian Cane.....	1999 (1st)
Jeremy Warner.....	2001 (1st), 2002 (2nd)
Diego Genera.....	2001 (2nd), 2002 (HM)
Eli Carter.....	2001 (HM), 2002 (HM)
Tyler Nelson.....	2001 (2nd)
Zak Matteoli.....	2001 (2nd)
Jared Ramsey.....	2001 (HM), 2002 (HM)
Ryan Shaw.....	2002 (1st), 2003 (1st)
Yuta Tanaka.....	2002 (HM), 2003 (2nd)
Peter Barrick.....	2002 (HM)
Ryan Powers.....	2003 (2nd)
Nic Platter.....	2003 (HM)

ALL-GOLDEN STATE CONFERENCE

Bill Rapp.....	1968 (1st)
Francois Faye.....	1968 (1st)
Tom Liddicoat.....	1969 (1st)
Sakaridr Bhumiratana.....	1970 (1st)
Harley Davis.....	1970 (1st)
Richard Meade.....	1970 (1st)
Jim Pfaf.....	1974 (1st)
Javier Rodriguez.....	1974 (1st)
Paul Gamble.....	1975 (1st), 1977 (1st)
Don Briggs.....	1975 (1st)
Dirk Denkers.....	1976 (1st), 1977 (1st)
Joe Kitts.....	1975 (1st), 1976 (1st)
Pete Zopfi.....	1977 (1st), 1979 (1st)
Eric Bruce.....	1978 (1st)
Dean Kinnee.....	1979 (1st)
Tokunbo Thomas.....	1979 (1st)

YEAR-BY-YEAR SCORES

Since 1990

2017

(11-7-3, 7-2-1 BIG WEST)

8/25	at SMU.....	L, 2-3
8/28	SAN FRANCISCO.....	W, 3-1
9/1	at San Jose State.....	L, 2-3
9/3	CSU BAKERSFIELD.....	W, 2-1
9/8	LOYOLA MARYMOUNT.....	W, 3-2
9/10	SAN DIEGO.....	L, 1-2
9/15	at Denver.....	L, 0-3
9/17	at Air Force.....	L, 0-3
9/21	at Saint Mary's.....	T, 1-1 (2ot)
9/28	UC IRVINE*.....	W, 2-0
9/30	CSUN*.....	T, 1-1 (2ot)
10/5	at Cal State Fullerton*.....	W, 2-1
10/7	at UC Riverside*.....	L, 0-2
10/11	UC SANTA BARBARA*.....	W, 3-0
10/14	at Sacramento State*.....	W, 2-0
10/18	CAL POLY*.....	L 2-3 (ot)
10/21	at UC Santa Barbara*.....	W, 5-0
10/25	at Cal Poly*.....	W, 2-1
10/29	SACRAMENTO STATE*.....	W, 3-0
11/4	CSUN (BWT).....	W, 4-2
11/11	CAL STATE FULLERTON (BWT).....	T, 0-0 (2ot)

2016

(8-9-3, 4-6 BIG WEST)

8/26	SAN JOSE STATE.....	T, 0-0 (2ot)
9/1	at Pacific.....	W, 2-0
9/4	at San Francisco.....	L, 1-2
9/9	at San Diego.....	T, 0-0 (2ot)
9/11	at Loyola Marymount.....	L, 0-2
9/15	at CSU Bakersfield.....	W, 3-2
9/18	PORTLAND.....	W, 1-0
9/22	SAINT MARY'S.....	W, 2-1 (ot)
9/24	#18 UTAH VALLEY.....	L, 0-1
9/29	at CSUN*.....	L, 1-2
10/1	at UC Irvine*.....	W, 3-2
10/6	UC RIVERSIDE*.....	L, 1-2
10/8	CAL STATE FULLERTON*.....	W, 3-0
10/12	at Cal Poly*.....	L, 1-2
10/15	at Sacramento State*.....	W, 3-1
10/19	UC SANTA BARBARA*.....	L, 1-2 (ot)
10/22	SACRAMENTO STATE*.....	L, 1-2
10/26	CAL POLY*.....	L, 1-2 (ot)
10/30	at UC Santa Barbara*.....	W, 1-0
11/5	at Cal State Fullerton (BWT).....	T, 1-1

2015

(8-10-3, 3-4-3 BIG WEST)

8/28	at Seattle.....	L, 0-6
8/30	at #10 Washington.....	L, 0-3
9/4	CSU BAKERSFIELD.....	L, 1-2 (2ot)
9/6	WISCONSIN.....	W, 3-2
9/11	at California.....	L, 1-2
9/16	at San Jose State.....	L, 1-2 (2ot)
9/20	PACIFIC.....	W, 6-0
9/24	at Saint Mary's.....	W, 2-1
9/27	SAN FRANCISCO.....	W, 3-1
10/1	at UC Riverside*.....	W, 2-0
10/3	at Cal State Fullerton*.....	L, 0-1
10/8	CSUN*.....	T, 1-1 (2ot)
10/10	UC IRVINE*.....	W, 2-1 (ot)
10/14	#24 CAL POLY*.....	W, 3-2 (ot)
10/17	SACRAMENTO STATE*.....	T, 1-1 (2ot)
10/21	at #21 UCSB*.....	L, 1-2
10/24	at Sacramento State*.....	L, 0-1

10/28	at #20 Cal Poly*.....	T, 0-0 (2ot)
10/31	#17 UCSB*.....	L, 0-1
11/7	at CSUN (BWT).....	W, 2-1 (ot)
11/11	at #23 UC Santa Barbara (BWT).....	L, 0-1

2014

(7-4-9, 5-3-2 BIG WEST)

8/29	at Ohio State.....	T, 0-0 (2ot)
8/31	vs. Canisius.....	W, 2-1
9/5	LOYOLA MARYMOUNT.....	T, 1-1 (2ot)
9/7	SAN DIEGO.....	T, 1-1 (2ot)
9/13	at CSU Bakersfield.....	W, 2-1 (2ot)
9/19	AIR FORCE.....	T, 1-1 (2ot)
9/21	GRAND CANYON.....	T, 1-1 (2ot)
9/26	at San Francisco.....	T, 0-0 (2ot)
9/28	SAINT MARY'S.....	T, 1-1 (2ot)
10/2	CAL STATE FULLERTON*.....	W, 3-1
10/4	UC RIVERSIDE*.....	W, 1-0
10/9	at #11 UC Irvine*.....	L, 0-1
10/11	at CSUN*.....	T, 0-0 (2ot)
10/18	UC SANTA BARBARA*.....	W, 1-0 (2ot)
10/22	at Cal Poly*.....	W, 1-0
10/25	at Sacramento State*.....	T, 0-0 (2ot)
10/29	at UC Santa Barbara*.....	L, 0-1 (ot)
11/1	SACRAMENTO STATE*.....	L, 2-3 (ot)
11/5	CAL POLY*.....	W, 2-1 (2ot)
11/8	CAL STATE FULLERTON (BWT).....	L, 2-1

2013

(9-9-3, 4-4-2 BIG WEST)

8/30	at Portland.....	L, 0-1
9/1	at Oregon State.....	L, 0-2
9/6	SEATTLE.....	W, 1-0
9/8	CSU BAKERSFIELD.....	L, 0-2
9/12	at Saint Mary's.....	W, 1-0
9/15	SAN FRANCISCO.....	W, 1-0
9/20	at San Diego.....	L, 0-1
9/22	at Loyola Marymount.....	T, 1-1 (2ot)
9/27	at #25 New Mexico.....	W, 2-1
10/4	#25 UC IRVINE*.....	W, 2-0
10/6	#6 CSUN*.....	L, 0-2
10/11	at Cal State Fullerton*.....	L, 0-1
10/13	at UC Riverside*.....	W, 2-0
10/19	#20 UC SANTA BARBARA*.....	L, 2-3 (2ot)
10/22	at Cal Poly*.....	T, 1-1 (2ot)
10/26	SACRAMENTO STATE*.....	L, 0-1
11/2	at #16 UC Santa Barbara*.....	T, 1-1 (2ot)
11/6	CAL POLY*.....	W, 2-1
11/9	at Sacramento State*.....	W, 1-0
11/12	UC RIVERSIDE (BWT).....	W, 3-1
11/15	at UC Irvine (BWT).....	L, 0-2

2012

(10-7-4, 7-3-0 BIG WEST)

8/24	UNLV.....	W, 1-0
8/27	at #17 CSU Bakersfield.....	T, 0-0 (2ot)
8/31	at Air Force.....	T, 0-0 (2ot)
9/2	at Denver.....	T, 1-1 (2ot)
9/6	at San Francisco.....	T, 2-2 (2ot)
9/9	CENTRAL FLORIDA.....	L, 1-3
9/14	vs. #23 Tulsa.....	W, 2-1
9/16	at SMU.....	L, 0-1
9/22	SAINT MARY'S.....	L, 0-2
9/28	at CSUN*.....	L, 0-2
9/30	at UC Irvine*.....	W, 3-1
10/5	UC RIVERSIDE*.....	W, 1-0

10/7	CAL STATE FULLERTON*.....	W, 2-1
10/13	#8 UC SANTA BARBARA*.....	W, 1-0
10/16	at Cal Poly*.....	L, 0-1
10/20	at Sacramento State*.....	W, 3-1
10/28	at #25 UC Santa Barbara*.....	W, 2-1 (ot)
10/31	CAL POLY*.....	L, 0-1
11/3	SACRAMENTO STATE*.....	W, 2-1
11/7	CAL STATE FULLERTON (BWT).....	W, 2-0
11/10	CSUN (BWT).....	L, 0-1

2011

(7-8-4, 5-4-2 BIG WEST)

8/27	at Saint Mary's.....	L, 0-1
9/2	SEATTLE.....	T, 1-1 (2ot)
9/4	#6 UCLA.....	W, 2-1 (ot)
9/9	OREGON STATE.....	W, 1-0 (2ot)
9/11	CSU BAKERSFIELD.....	T, 0-0 (2ot)
9/16	at Northwestern.....	L, 0-1
9/18	vs. #13 Northern Illinois.....	L, 0-1 (ot)
9/23	SACRAMENTO STATE.....	L, 2-3 (2ot)
9/28	CSUN*.....	L, 0-3
10/1	UC RIVERSIDE*.....	W, 1-0
10/5	at Cal Poly*.....	W, 1-0
10/8	#15 UC SANTA BARBARA*.....	L, 1-2 (ot)
10/15	at CSUN*.....	W, 2-1 (ot)
10/19	at #7 UC Irvine*.....	W, 2-1 (ot)
10/22	CAL POLY*.....	W, 2-1
10/26	at #19 UC Santa Barbara*.....	L, 1-3
11/2	CAL STATE FULLERTON*.....	T, 1-1 (2ot)
11/5	at UC Riverside*.....	T, 1-1 (2ot)
11/9	at #2 UC Santa Barbara (BWT).....	L, 1-2

2010

(6-12, 4-6 BIG WEST)

9/3	at CSU Bakersfield.....	L, 1-3
9/5	SAN JOSE STATE.....	W, 1-0 (ot)
9/10	at Sacramento State.....	L, 1-2
9/12	SAINT MARY'S.....	W, 2-1
9/17	at Oregon State.....	L, 2-3
9/19	vs. Seattle.....	L, 0-1
9/24	vs. #25 Portland.....	L, 1-2 (ot)
9/26	at Washington.....	L, 0-1
10/2	at #17 UC Santa Barbara*.....	L, 1-2 (2ot)
10/6	#9 UC IRVINE*.....	L, 0-3
10/9	at CSUN*.....	W, 1-0
10/13	UC RIVERSIDE*.....	W, 1-0 (ot)
10/16	CSUN*.....	W, 1-0 (2ot)
10/20	#18 UC SANTA BARBARA*.....	L, 0-2
10/24	at Cal Poly*.....	L, 1-2
10/27	at Cal State Fullerton*.....	L, 1-2 (ot)
10/30	CAL POLY*.....	W, 4-2
11/3	at UC Riverside*.....	L, 0-1

2009

(6-12-1, 3-6-1 BIG WEST)

9/1	at San Jose State.....	L, 1-4
9/4	vs. Robert Morris.....	W, 3-0
9/6	vs. Central Arkansas.....	W, 3-1
9/10	at #9 UCLA.....	L, 0-4
9/13	WASHINGTON.....	L, 1-2 (2ot)
9/18	at New Mexico.....	L, 1-2
9/20	vs. Binghamton.....	L, 0-1
9/25	at Saint Mary's.....	L, 1-2
9/27	SACRAMENTO STATE.....	W, 1-0
9/30	at #23 UC Irvine*.....	W, 2-1 (2ot)
10/4	at Cal Poly*.....	L, 0-1

YEAR-BY-YEAR SCORES

Since 1990

10/7	UC RIVERSIDE*W, 2-1
10/10	CAL STATE FULLERTON*L, 3-2 (2ot)
10/15	#3 UC SANTA BARBARA*L, 0-3
10/17	at Cal State Fullerton*L, 0-1
10/21	at CSUN*T, 0-0 (2ot)
10/24	#22 UC IRVINE*L, 1-2
10/31	CAL POLY*W, 2-0
11/7	at #2 UC Santa Barbara*L, 0-2

2008

(13-5-4, 4-2-4 BIG WEST)

8/29	LONG ISLANDW, 3-1
8/31	CSU BAKERSFIELDW, 1-0
9/5	vs. LouisvilleL, 0-1 (ot)
9/7	vs. Michigan StateW, 4-2
9/14	SAN JOSE STATEW, 3-2
9/19	at San DiegoW, 2-1 (2ot)
9/21	at San Diego StateW, 2-1
9/25	at Sacramento StateW, 1-0
9/27	AIR FORCEW, 4-1
10/1	at #18 UC Irvine*T, 1-1 (2ot)
10/4	CAL POLY*W, 2-0
10/8	at Cal State Fullerton*W, 1-0
10/11	at #13 UC Santa Barbara*W, 2-0
10/13	CAL STATE FULLERTON*T, 2-2 (2ot)
10/18	at UC Riverside*L, 1-2
10/22	CSUN*W, 3-2
10/25	#20 UC IRVINE*T, 1-1 (2ot)
11/2	at Cal Poly*L, 0-2
11/8	#19 UC SANTA BARBARA*T, 0-0 (2ot)
11/12	at #8 UC Irvine (BWT)L, 0-1
11/22	DENVER (NCAA)W, 4-0
11/25	at #14 Michigan (NCAA)L, 1-2

2007

(12-5-3, 7-3-2 BIG WEST)

8/31	at XavierL, 0-1 (ot)
9/2	vs. PittsburghW, 4-2
9/7	OREGON STATEW, 3-1
9/9	PORTLANDT, 3-3 (2ot)
9/14	vs. Indiana-Purdue Ft. WayneW, 6-0
9/15	vs. OaklandW, 4-2
9/23	at Sacramento StateW, 3-0
9/29	#15 UC SANTA BARBARA*L, 0-4
10/3	UC RIVERSIDE*W, 2-1
10/12	at #10 UC Santa Barbara*T, 2-2 (2ot)
10/14	at Cal Poly*L, 0-3
10/17	CSUN*W, 3-1
10/20	CAL STATE FULLERTON*L, 1-2
10/27	UC IRVINE*W, 2-1
11/2	at UC Riverside*W, 2-1
11/4	at CSUN*W, 2-1
11/10	#19 CAL POLY*W, 3-2
11/16	at Cal State Fullerton*T, 1-1 (2ot)
11/18	at UC Irvine*W, 2-1 (ot)
11/23	at #17 California (NCAA)L, 1-2 (2ot)

2006

(9-7-2 OVERALL)

8/25	at WashingtonL, 0-5
8/27	at GonzagaW, 4-0
8/31	SACRAMENTO STATEW, 1-0
9/2	VALPARAISOL, 2-3
9/8	at Oregon StateL, 0-3
9/9	at XavierL, 1-2
9/15	CAL STATE FULLERTONW, 4-0

9/17	at Cal PolyW, 1-0
9/23	UC SANTA BARBARAW, 1-0
9/29	at UC RiversideW, 1-0
10/1	at CSUNT, 2-2 (2ot)
10/4	UC IRVINET, 2-2 (2ot)
10/7	CAL POLYL, 2-3
10/14	at Cal State FullertonW, 2-1 (ot)
10/18	at UC Santa BarbaraL, 0-1
10/21	CSUNW, 2-1
10/25	UC RIVERSIDEW, 2-0
10/28	at UC IrvineL, 0-1

2005

(7-10-2 OVERALL)

9/1	OREGON STATET, 1-1
9/4	STANFORDW, 1-0
9/7	NOTRE DAME DE NAMURW, 1-0
9/11	DAYTONW, 1-0 (2ot)
9/16	at Air ForceT, 1-1 (2ot)
9/18	at DenverL, 1-2
9/23	at UC IrvineL, 0-1
9/25	at UC RiversideL, 1-2
9/28	CAL STATE FULLERTONW, 2-0
10/2	at Sacramento StateL, 0-2
10/8	UC RIVERSIDEW, 1-0 (ot)
10/14	at Cal PolyW, 1-0
10/15	at UC Santa BarbaraL, 0-1
10/22	at Cal State FullertonL, 1-3
10/26	UC SANTA BARBARAL, 2-3 (2ot)
10/29	at CSUNL, 0-2
11/5	UC IRVINEW, 2-1
11/11	CSUNL, 0-5
11/13	CAL POLYL, 0-1

2004

(6-10-2 OVERALL)

9/2	at San FranciscoL, 1-2
9/4	vs. Santa ClaraL, 1-4
9/8	at Saint Mary'sL, 0-1
9/11	DOMINICAN COLLEGEW, 4-0
9/17	at Oregon StateT, 1-1 (2ot)
9/19	vs. VermontL, 0-2
9/24	SAN DIEGO STATEW, 1-0
9/26	SACRAMENTO STATEW, 1-0
10/1	at UC IrvineL, 0-3
10/3	at UC RiversideW, 2-1
10/9	CAL STATE FULLERTONL, 0-1
10/15	at StanfordT, 1-1 (2ot)
10/21	at CaliforniaL, 0-3
10/30	UC RIVERSIDEW, 3-2
11/4	at UC Santa BarbaraL, 0-1 (2ot)
11/6	at Cal PolyL, 1-3
11/9	at Sacramento StateW, 1-0
11/13	at UCLAL, 1-3

2003

(10-5-4, 8-4-2 CCAA)

9/5	at Nova SoutheasternT, 1-1 (2ot)
9/7	at BarryT, 3-3 (2ot)
9/10	SONOMA STATEL, 0-1
9/13	at San Francisco StateW, 2-0
9/16	at Chico StateT, 0-0 (2ot)
9/19	CAL STATE STANISLAUSW, 3-0
9/21	CSU BAKERSFIELDW, 2-0
9/24	HUMBOLDT STATEW, 3-0
10/3	at Grand CanyonW, 1-0

10/5	at UC San DiegoT, 1-1 (2ot)
10/10	CAL STATE SAN BERNARDINOL, 1-3
10/12	CAL POLY POMONAW, 4-1
10/17	at Cal State Los AngelesW, 3-1
10/19	at Cal State Dominguez HillsL, 0-4
10/25	at Sonoma StateW, 2-1
10/28	SAN FRANCISCO STATEW, 1-0 (ot)
11/1	CHICO STATEL, 1-4
11/7	at Seattle PacificL, 1-2
11/9	at SeattleW, 2-0

2002

(13-5-1, 9-5 CCAA)

8/30	vs. SeattleW, 1-0
9/1	vs. Humboldt StateW, 3-2
9/5	DOMINICANT, 2-2 (2ot)
9/8	WESTERN WASHINGTONW, 2-0
9/11	at Sonoma StateL, 0-1
9/14	SEATTLE PACIFICW, 2-1
9/17	CHICO STATEW, 3-0
9/20	at Cal State StanislausW, 2-1 (ot)
9/22	at CSU BakersfieldL, 0-3
9/29	SAN FRANCISCO STATEW, 2-1
10/4	GRAND CANYONW, 2-0
10/6	UC SAN DIEGOL, 0-1
10/11	at Cal State San BernardinoW, 3-1
10/13	at Cal Poly PomonaL, 1-2
10/18	CAL STATE LOS ANGELESW, 1-0
10/20	CAL STATE DOMINGUEZ HILLSW, 2-0
10/26	SONOMA STATEL, 1-2
10/30	at San Francisco StateW, 6-1
11/2	at Chico StateW, 4-0

2001

(13-7-1, 9-4-1 CCAA)

8/29	SEATTLEL, 1-2
8/31	vs. Simon FraserW, 2-1
9/2	at Humboldt StateW, 1-0
9/6	SONOMA STATET, 1-1 (2ot)
9/8	at San Francisco StateW, 2-1 (ot)
9/14	CSU BAKERSFIELDL, 0-3
9/16	CAL STATE STANISLAUSW, 3-2
9/20	at Western WashingtonW, 2-0
9/22	at Seattle PacificL, 2-3 (ot)
9/28	at UC San DiegoL, 1-2 (2ot)
9/30	at Grand CanyonL, 0-1
10/4	CAL POLY POMONAW, 2-1
10/6	CAL STATE SAN BERNARDINOW, 4-1
10/12	at Cal State Dominguez HillsL, 2-3 (2ot)
10/14	at Cal State Los AngelesW, 2-1
10/17	at Chico StateW, 1-0
10/20	at Sonoma StateW, 4-1
10/23	SAN FRANCISCO STATEW, 3-2
10/27	CHICO STATEW, 5-0
11/2	at Grand CanyonW, 3-2 (2ot)
11/4	vs. Cal State Dominguez HillsL, 0-1

2000

(11-6-2, 7-5-2 CCAA)

8/28	FRESNO PACIFICW, 3-0
9/1	vs. Western WashingtonW, 2-0
9/3	vs. Missouri-St. LouisW, 4-0
9/6	CHICO STATEW, 2-0
9/9	at Sonoma StateL, 1-2 (ot)
9/13	at San Francisco StateW, 2-0
9/15	at CSU BakersfieldL, 0-1 (ot)

YEAR-BY-YEAR SCORES

Since 1990

9/17	at Cal State Stanislaus.....	W, 5-0
9/22	at Seattle Pacific	L, 1-4
9/26	HUMBOLDT STATE.....	W, 4-1
9/29	UC SAN DIEGO.....	T, 0-0 (2ot)
10/1	GRAND CANYON.....	W, 2-1 (2ot)
10/6	at Cal Poly Pomona.....	T, 0-0 (2ot)
10/8	at Cal State San Bernardino	W, 3-2
10/12	CAL STATE DOMINGUEZ HILLS.....	L, 1-3
10/14	CAL STATE LOS ANGELES	W, 8-2
10/21	at Chico State.....	W, 1-0
10/25	SONOMA STATE.....	L, 0-1
10/28	SAN FRANCISCO STATE.....	L, 3-4

1999

(16-3-2, 12-0-2 CCAA)

8/27	vs. Western Washington	W, 4-0
8/29	at Humboldt State	W, 3-2
9/1	UC SANTA CRUZ.....	W, 3-0
9/7	at Sonoma State	W, 2-1
9/11	SEATTLE PACIFIC.....	L, 0-3
9/14	CAL STATE STANISLAUS	W, 6-0
9/18	SAN FRANCISCO STATE.....	W, 2-0
9/21	at Chico State.....	W, 4-0
9/24	at Cal State Los Angeles	W, 2-0
9/26	at Grand Canyon	W, 1-0
10/1	at Cal State San Bernardino	T, 2-2 (2ot)
10/3	at Cal Poly Pomona.....	W, 3-2 (2ot)
10/7	CAL STATE DOMINGUEZ HILLS.....	W, 1-0
10/9	CSU BAKERSFIELD.....	W, 1-0
10/16	CHICO STATE.....	T, 1-1 (2ot)
10/19	at San Francisco State	W, 4-2
10/23	at Cal State Stanislaus.....	W, 3-0
10/30	SONOMA STATE.....	W, 3-1
11/4	vs. Cal State Dominguez Hills.....	L, 1-2
11/13	at Seattle Pacific	W, 1-0
11/20	at Fort Lewis	L, 1-2

1998

(8-13, 6-8 CCAA)

8/30	SOUTHERN COLORADO	W, 4-1
9/1	at San Jose State.....	L, 1-2
9/6	REGIS.....	L, 1-2
9/9	SONOMA STATE.....	W, 3-2
9/12	at Seattle Pacific	L, 2-3
9/16	at Cal State Stanislaus.....	L, 0-1
9/19	at San Francisco State	W, 3-0
9/23	CHICO STATE.....	L, 0-4
9/26	at Chico State	L, 1-3
9/30	SAN FRANCISCO STATE.....	W, 3-1
10/3	CAL STATE STANISLAUS	W, 3-2
10/10	at Sonoma State	L, 1-2
10/12	HUMBOLDT STATE.....	L, 0-2
10/16	at Cal State Dominguez Hills.....	L, 2-3
10/18	at CSU Bakersfield.....	L, 0-1 (2ot)
10/23	CAL STATE SAN BERNARDINO.....	L, 2-4
10/25	CAL POLY POMONA	L, 0-1
10/30	CAL STATE LOS ANGELES	W, 3-2 (ot)
11/1	GRAND CANYON.....	W, 1-0 (2ot)
11/5	vs. Cal Poly Pomona	W, 1-0 (4ot)
11/7	vs. Grand Canyon.....	L, 2-3

1997

(11-8, 8-6 CCAA)

8/30	at California.....	L, 0-3
9/2	CSU BAKERSFIELD.....	W, 1-0
9/10	at Sacramento State	W, 3-1

9/13	at Grand Canyon	L, 0-2
9/15	vs. Cal Poly Pomona	W, 1-0
9/24	at Sonoma State	L, 1-3
9/27	SAN FRANCISCO STATE.....	L, 1-2
10/1	COLLEGE OF NOTRE DAME.....	W, 5-4 (ot)
10/4	HUMBOLDT STATE.....	W, 2-0
10/8	CAL STATE HAYWARD	W, 2-1 (ot)
10/11	at Cal State Stanislaus.....	L, 0-1
10/15	SONOMA STATE.....	L, 1-3
10/18	at San Francisco State	L, 0-1
10/22	at Notre Dame de Namur.....	W, 6-0
10/26	CHICO STATE.....	W, 2-1
10/29	at Cal State Hayward.....	W, 3-0
11/1	STANISLAUS STATE	W, 2-0
11/5	at Humboldt State	W, 4-1
11/8	at Chico State.....	L, 0-1

1996

(8-8-2, 7-5-2 CCAA)

8/31	at California.....	L, 2-3 (ot)
9/11	at Fresno Pacific	W, 2-1
9/14	at CSU Bakersfield.....	L, 0-1 (ot)
9/21	CAL STATE SAN BERNARDINO.....	L, 0-2
9/25	SAN FRANCISCO STATE.....	W, 2-0
9/28	at Sonoma State	W, 2-1
10/2	at Notre Dame de Namur.....	L, 0-1
10/5	at Humboldt State	W, 3-1
10/9	CAL STATE STANISLAUS	L, 0-1
10/12	at Cal State Hayward.....	L, 0-1
10/16	NOTRE DAME DE NAMUR.....	L, 0-1
10/19	at Chico State.....	T, 2-2 (ot)
10/23	CAL STATE HAYWARD	T, 1-1 (ot)
10/26	at Cal State Stanislaus.....	W, 3-1
10/31	HUMBOLDT STATE.....	W, 2-1
11/2	CHICO STATE.....	W, 2-0
11/6	SONOMA STATE.....	L, 0-2
11/9	at San Francisco State	L, 2-3

1995

(9-10, 8-6 CCAA)

9/2	vs. Fort Lewis.....	W, 2-1
9/3	at Colorado Mines.....	L, 1-2
9/7	CSU BAKERSFIELD.....	L, 0-3
9/10	REGIS.....	L, 1-3
9/14	FRESNO PACIFIC.....	L, 0-3
9/20	at San Francisco State	W, 1-0
9/23	SONOMA STATE.....	L, 0-2
9/26	NOTRE DAME DE NAMUR.....	W, 5-3
9/30	HUMBOLDT STATE.....	W, 2-1
10/4	at Cal State Stanislaus.....	W, 1-0 (ot)
10/7	CAL STATE HAYWARD	L, 0-1
10/10	at Notre Dame de Namur.....	W, 2-1
10/14	CHICO STATE.....	L, 0-1
10/18	at Cal State Hayward.....	L, 0-1
10/21	CAL STATE STANISLAUS	W, 3-1 (ot)
10/26	at Humboldt State	L, 0-1
10/28	at Chico State.....	W, 2-0
10/31	at Sonoma State	L, 2-3
11/4	SAN FRANCISCO STATE.....	W, 3-1

1994

(6-10-3, 6-6-2 CCAA)

9/3	at Cal State Los Angeles	L, 0-2
9/4	at Loyola Marymount.....	L, 0-1 (ot)
9/11	WEST TEXAS A&M.....	L, 0-3
9/15	at CSU Bakersfield.....	T, 1-1 (ot)

9/17	at Cal State San Bernardino	L, 1-3
9/21	SAN FRANCISCO STATE.....	W, 1-0
9/24	NOTRE DAME DE NAMUR.....	W, 1-0
9/28	at Chico State	W, 3-1
10/2	at Humboldt State	L, 0-1
10/5	CAL STATE HAYWARD	L, 0-1
10/8	at Cal State Stanislaus.....	L, 0-1 (ot)
10/12	CAL STATE STANISLAUS	W, 3-1
10/15	at Cal State Hayward.....	L, 0-2
10/20	HUMBOLDT STATE.....	T, 1-1 (ot)
10/22	CHICO STATE.....	W, 3-2 (ot)
10/26	at San Francisco State	T, 1-1 (ot)
10/29	SONOMA STATE.....	L, 1-3 (ot)
11/2	at Sonoma State	L, 1-4
11/5	at Notre Dame de Namur.....	W, 3-1

1993

(13-6-1, 11-3 CCAA)

9/4	at Denver	W, 2-1
9/5	at Metro State.....	T, 0-0 (ot)
9/7	at Regis	L, 1-3
9/12	at Sacramento State	L, 0-3
9/19	CAL STATE SAN BERNARDINO	L, 2-4
9/21	CSU BAKERSFIELD.....	W, 6-1
9/25	CAL STATE HAYWARD	W, 3-0
9/28	at Notre Dame de Namur.....	W, 3-0
10/2	SONOMA STATE.....	L, 0-2
10/5	at Chico State	L, 0-1
10/9	at Cal State Stanislaus.....	W, 2-0
10/13	SAN FRANCISCO STATE.....	W, 1-0
10/16	at Humboldt State	W, 1-0
10/17	at Humboldt State	W, 2-0
10/19	at Cal State Hayward.....	W, 5-1
10/23	NOTRE DAME DE NAMUR.....	W, 4-1
10/26	at Sonoma State	L, 1-2
10/30	CHICO STATE.....	W, 2-0
11/2	CAL STATE STANISLAUS	W, 5-0
11/6	at San Francisco State	W, 1-0

1992

(9-10-1, 9-4-1 NCAC)

9/12	at UC Irvine	L, 1-2 (ot)
9/14	at Cal State Dominguez Hills.....	L, 0-1
9/17	CAL POLY POMONA	L, 0-1 (ot)
9/22	NOTRE DAME DE NAMUR.....	W, 5-0
9/25	at Sonoma State	W, 2-1 (ot)
9/27	GRAND CANYON	L, 2-4
9/30	CHICO STATE.....	L, 0-1
10/3	CAL STATE STANISLAUS	W, 2-1 (ot)
10/7	at San Francisco State	L, 0-1 (ot)
10/10	HUMBOLDT STATE.....	W, 1-0
10/11	HUMBOLDT STATE.....	W, 1-0 (ot)
10/14	CAL STATE HAYWARD	W, 3-1
10/17	at Notre Dame de Namur.....	W, 3-0
10/20	SONOMA STATE.....	W, 1-0
10/24	at Chico State	T, 1-1 (ot)
10/27	at Cal State Stanislaus.....	L, 1-2 (ot)
10/29	SACRAMENTO STATE.....	L, 1-2
10/31	SAN FRANCISCO STATE.....	L, 0-1
11/4	at CSU Bakersfield.....	L, 0-3
11/7	at Cal State Hayward.....	W, 3-1

1991

(15-3-1, 11-2-1 NCAC)

9/6	at Brigham Young	W, 2-0
9/7	at Southern Colorado.....	W, 3-0

YEAR-BY-YEAR SCORES

Since 1990

9/18	UC SANTA CRUZ.....	W, 3-0
9/21	CAL POLY	L, 2-5
9/24	at Notre Dame de Namur.....	W, 4-0
9/26	at Sacramento State.....	W, 3-0
9/28	SONOMA STATE.....	L, 0-2
10/1	at Chico State.....	W, 2-0
10/5	at Cal State Stanislaus.....	L, 0-2
10/8	SAN FRANCISCO STATE.....	W, 2-1
10/12	at Humboldt State	W, 2-1
10/13	at Humboldt State	W, 4-0
10/15	at Cal State Hayward.....	W, 3-0
10/19	NOTRE DAME DE NAMUR.....	W, 6-0
10/22	at Sonoma State	W, 1-0
10/26	CHICO STATE.....	T, 1-1 (2ot)
10/29	CAL STATE STANISLAUS	W, 1-0
11/2	at San Francisco State	W, 2-1
11/9	CAL STATE HAYWARD	W, 2-0
11/11	GONZAGA.....	L, 0-1

1990

(12-6-2, 7-4-2 NCAC)

9/1	at Stanford.....	W, 2-1 (2ot)
9/6	at Westmont College.....	L, 2-4
9/8	at Cal Poly	L, 0-1
9/12	CAL STATE DOMINGUEZ HILLS.....	W, 5-3
9/15	SACRAMENTO STATE.....	W, 3-1
9/18	at Sonoma State	L, 1-3
9/22	CHICO STATE.....	T, 3-3
9/25	CAL STATE STANISLAUS	W, 2-1
9/29	at San Francisco State	T, 2-2
10/6	CAL STATE HAYWARD	W, 3-0
10/9	COLLEGE OF NOTRE DAME.....	W, 13-0
10/13	SONOMA STATE.....	L, 1-2 (ot)
10/16	at Chico State.....	L, 0-1
10/20	at Cal State Stanislaus.....	W, 3-1
10/24	SAN FRANCISCO STATE.....	W, 6-2
10/27	HUMBOLDT STATE.....	W, 4-1
10/28	HUMBOLDT STATE.....	W, 2-1
10/31	at Cal State Hayward.....	L, 0-1
11/2	BRIGHAM YOUNG	W, 1-0
11/3	at College of Notre Dame.....	W, 2-0

OPPONENT SERIES RECORDS

School	Overall	D1	Last Mtg.	School	Overall	D1	Last Mtg.
Air Force	1-1-3	1-1-2	2017	Stanford	2-0-1	--	2005
Barry	0-0-1	--	2003	Tulsa	1-0	1-0	2012
Binghamton	0-1	0-1	2009	UC Irvine	10-9-3	9-5-2	2017
BYU	2-0	--	1991	UCLA	1-2	1-1	2011
California	0-5	0-2	2015	UC Riverside	15-5-1	10-4-1	2017
Cal Poly	13-14-2	11-9-2	2017	UC San Diego	0-2-2	--	2003
Cal Poly Pomona	5-3-1	--	2003	UC Santa Barbara	8-18-3	7-14-3	2017
CSU Bakersfield	8-10-3	4-3-2	2017	UC Santa Cruz	2-0	--	1999
CS Dominguez Hills	3-7	--	2003	UNLV	1-0	1-0	2012
Cal State Fullerton	9-9-5	6-7-5	2017	Utah Valley	0-1	0-1	2016
Cal State Hayward	9-6-1	--	1997	Valparaiso	1-0	--	2006
Cal State Los Angeles	6-1	--	2003	Vermont	0-1	--	2004
CSUN	9-7-5	8-5-4	2017	Washington	0-4	0-3	2015
Cal State San Bernardino	3-5-1	--	2003	West Texas A&M	0-1	--	1994
Cal State Stanislaus	18-6	--	2003	Western Washington	4-0	--	2002
Canisius	1-0	1-0	2014	Westmont College	0-1	--	1990
Central Arkansas	1-0	1-0	2009	Wisconsin	1-0	1-0	2015
Central Florida	0-1	0-1	2012	Xavier	0-1	0-1	2007
Chico State	14-8-6	--	2003				
Colorado School of Mines	0-1	--	1995				
Colorado State-Pueblo	2-0	--	1998				
Dayton	1-0	--	2005				
Denver	2-2-1	1-1-1	2017				
Dominican University	1-0-1	--	2004				
Fort Lewis College	1-1	--	1999				
Fresno Pacific	2-1	--	2000				
Gonzaga	1-1	--	2006				
Grand Canyon	6-4-1	0-0-1	2014				
Humboldt State	18-3-1	--	2003				
IPFW	1-0	1-0	2007				
Long Island	1-0	1-0	2008				
Louisville	0-1	0-1	2008				
Loyola Marymount	1-2-2	1-1-2	2017				
Metro State	0-0-1	--	1993				
Michigan	0-1	0-1	2008				
Michigan State	1-0	1-0	2008				
Missouri-St. Louis	1-0	--	2000				
New Mexico	1-1	1-1	2013				
Northern Illinois	0-1	0-1	2011				
Northwestern	0-1	0-1	2011				
Notre Dame de Namur	15-2	--	2005				
Nova Southeastern	0-0-1	--	2003				
Oakland	1-0	1-0	2007				
Ohio State	0-0-1	0-0-1	2014				
Oregon State	2-1-2	2-1	2011				
Pacific	2-0	2-0	2016				
Pittsburgh	1-0	1-0	2007				
Portland	1-2-1	1-2-1	2016				
Regis University	0-3	--	1998				
Robert Morris	1-0	1-0	2009				
Sacramento State	15-9-2	9-6-2	2017				
Saint Mary's	4-4-2	4-3-2	2017				
San Diego	1-2-2	1-2-2	2017				
San Diego State	2-0	1-0	2008				
San Francisco	3-2-2	3-1-2	2017				
San Francisco State	20-6-2	--	2003				
San Jose State	2-4-1	2-3-1	2017				
Santa Clara	2-4-2	--	2004				
Seattle	3-3-1	1-2-1	2015				
Seattle Pacific	2-5	--	2003				
Simon Fraser	1-0	--	2001				
SMU	0-2	0-2	2017				
Sonoma State	9-18-1	--	2003				

YEAR-BY-YEAR OPPONENT SERIES

Since 1990

AIR FORCE (1-1-3)

9/16/05	A	T (2ot)	1-1
9/27/08	H	W	4-1
8/31/12	A	T (2ot)	0-0
9/19/14	H	T (2ot)	1-1
9/17/17	A	L	0-3

BARRY (0-0-1)

9/7/03	A	T (2ot)	3-3
--------	---	---------	-----

BINGHAMTON (0-1-0)

9/20/09	A	L	0-1
---------	---	---	-----

BYU (2-0-0)

11/2/90	H	W	1-0
9/6/91	A	W	2-0

CALIFORNIA (0-5-0)

8/31/96	A	L (ot)	2-3
8/30/97	A	L	0-3
10/21/04	A	L	0-3
11/23/07	A	L (2ot)	1-2
9/11/15	A	L	1-2

CAL POLY (13-14-2)

9/8/90	A	L	0-1
9/21/91	H	L	2-5
11/6/04	A	L	1-3
10/14/05	A	W	1-0
11/13/05	H	L	0-1
9/17/06	A	W	1-0
10/7/06	H	L	2-3
10/14/07	A	L	0-3
11/10/07	H	W	3-2
10/4/08	H	W	2-0
11/2/08	A	L	0-2
10/4/09	A	L	0-1
10/31/09	H	W	2-0
10/24/10	A	L	1-2
10/30/10	H	W	4-2
10/5/11	A	W	1-0
10/22/11	H	W	2-1
10/16/12	A	L	0-1
10/31/12	H	L	0-1
10/22/13	A	T (2ot)	1-1
11/6/13	H	W	2-1
10/22/14	A	W	1-0
11/5/14	H	W (2ot)	2-1
10/14/15	H	W (ot)	3-2
10/28/15	A	T (2ot)	0-0
10/12/16	A	L	1-2
10/26/16	H	L (ot)	1-2
10/18/17	H	L (ot)	2-3
10/25/17	A	W	2-1

CAL POLY POMONA (5-3-1)

9/17/92	H	L (ot)	0-1
9/15/97	N	W	1-0
10/25/98	H	L	0-1
11/5/98	N	W (4ot)	1-0
10/3/99	A	W (2ot)	3-2
10/6/00	A	T (2ot)	0-0
10/4/01	H	W	2-1
10/13/02	A	L	1-2
10/12/03	H	W	4-1

CSU BAKERSFIELD (8-10-3)

11/4/92	A	L	0-3
9/21/93	H	W	6-1
9/15/94	A	T (2ot)	1-1
9/7/95	H	L	0-3
9/14/96	A	L (ot)	0-1
9/2/97	H	W	1-0
10/18/98	A	L (2ot)	0-1
10/9/99	H	W (2ot)	1-0
9/15/00	A	L (ot)	0-1
9/14/01	H	L	0-3
9/22/02	A	L	0-3
9/21/03	H	W	2-0
8/31/08	H	W	1-0
9/3/10	A	L	1-3
9/11/11	H	T (2ot)	0-0
8/27/12	A	T (2ot)	0-0
9/8/13	H	L	0-2
9/13/14	A	W (2ot)	2-1
9/4/15	H	L (2ot)	1-2
9/15/16	A	W	3-2
9/3/17	H	W	2-1

CS DOMINGUEZ HILLS (3-7-0)

9/12/90	H	W	5-3
9/14/92	A	L	0-1
10/16/98	A	L	2-3
10/7/99	H	W	1-0
11/4/99	N	L	1-2
10/12/00	H	L	1-3
10/12/01	A	L	2-3
11/4/01	N	L	0-1
10/20/02	H	W	2-0
10/19/03	A	L	0-4

CAL STATE FULLERTON (9-9-5)

10/9/04	H	L	0-1
9/28/05	H	W	2-0
10/22/05	A	L	1-3
9/15/06	H	W	4-0
10/14/06	A	W (ot)	2-1
10/20/07	H	L	1-2
11/16/07	A	T (2ot)	1-1
10/8/08	A	W	1-0
10/13/08	H	T (2ot)	2-2
10/10/09	H	L (2ot)	3-2
10/17/09	A	L	0-1
10/27/10	A	L (ot)	1-2
11/2/11	H	T (2ot)	1-1
10/7/12	H	W	2-1
11/7/12#	H	W	2-0
10/11/13	A	L	0-1
10/2/14	H	W	3-1
11/8/14#	H	L	2-1
10/3/15	A	L	0-1
10/8/16	H	W	3-0
11/5/16#	A	T	1-1
10/5/17	A	W	2-1
11/11/17#	H	T (2ot)	0-0

CAL STATE EAST BAY (9-6-1)

10/6/90	H	W	3-0
10/31/90	A	L	0-1
10/15/91	A	W	3-0
11/9/91	H	W	2-0
10/14/92	H	W	3-1
11/7/92	A	W	3-1
9/25/93	H	W	3-0

10/19/93	A	W	5-1
10/5/94	H	L	0-1
10/15/94	A	L	0-2
10/7/95	H	L	0-1
10/18/95	A	L	0-1
10/12/96	A	L	0-1
10/23/96	H	T (2ot)	1-1
10/8/97	H	W (ot)	2-1
10/29/97	A	W	3-0

CAL STATE LOS ANGELES (6-1-0)

9/3/94	A	L	0-2
10/30/98	H	W	3-2 (ot)
9/24/99	A	W	2-0
10/14/00	H	W	8-2
10/14/01	A	W	2-1
10/18/02	H	W	1-0
10/17/03	A	W	3-1

CSUN (9-7-5)

10/29/05	A	L	0-2
11/11/05	H	L	0-5
10/1/06	A	T (2ot)	2-2
10/21/06	H	W	2-1
10/17/07	H	W	3-1
11/4/07#	A	W	2-1
10/22/08	H	W	3-2
10/21/09	A	T (2ot)	0-0
10/9/10	A	W	1-0
10/16/10	H	W (2ot)	1-0
9/28/11	H	L	0-3
10/15/11	A	W (ot)	2-1
9/28/12	A	L	0-2
11/10/12#	H	L	0-1
10/6/13	A	L	0-2
10/11/14	A	T (2ot)	0-0
10/8/15	H	T (2ot)	1-1
11/7/15#	A	W (ot)	2-1
9/29/16	A	L	1-2
9/30/17	H	T (2ot)	1-1
11/4/17#	H	W	4-2

CS SAN BERNARDINO (3-5-1)

9/19/93	H	L	2-4
9/17/94	A	L	1-3
9/21/96	H	L	0-2
10/23/98	H	L	2-4
10/1/99	A	T (2ot)	2-2
10/8/00	A	W	3-2
10/6/01	H	W	4-1
10/11/02	A	W	3-1
10/10/03	H	L	1-3

STANISLAUS STATE (18-6-0)

9/25/90	H	W	2-1
10/20/90	A	W	3-1
10/5/91	A	L	0-2
10/29/91	H	W	1-0
10/3/92	H	W (ot)	2-1
10/27/92	A	L (ot)	1-2
10/9/93	A	W	2-0
11/2/93	H	W	5-0
10/8/94	A	L (ot)	0-1
10/12/94	H	W	3-1
10/4/95	A	W (ot)	1-0
10/21/95	H	W (ot)	3-1
10/9/96	H	L	0-1
10/26/96	A	W	3-1

10/11/97	A	L	0-1
11/1/97	H	W	2-0
9/16/98	A	L	0-1
10/3/98	H	W	3-2
9/14/99	H	W	6-0
10/23/99	A	W	3-0
9/17/00	A	W	5-0
9/16/01	H	W	3-2
9/20/02	A	W (ot)	2-1
9/19/03	H	W	3-0

CANISIUS (1-0-0)

8/31/14	A	W	2-1
---------	---	---	-----

CENTRAL ARKANSAS (1-0-0)

9/6/09	N	W	3-1
--------	---	---	-----

CHICO STATE (14-8-6)

9/22/90	H	T (2ot)	3-3
10/16/90	A	L	0-1
10/1/91	A	W	2-0
10/26/91	H	T (2ot)	1-1
9/30/92	H	L	0-1
10/24/92	A	T (2ot)	1-1
10/5/93	A	L	0-1
10/30/93	H	W	2-0
9/28/94	A	W	3-1
10/22/94	H	W (ot)	3-2
10/14/95	H	L	0-1
10/28/95	A	W	2-0
10/19/96	A	T (2ot)	2-2
11/2/96	H	W	2-0
10/26/97	H	W	2-1
11/8/97	A	L	0-1
9/23/98	H	L	0-4
9/26/98	A	L	1-3
9/21/99	A	W	4-0
10/16/99	H	T (2ot)	1-1
9/6/00	H	W	2-0
10/21/00	A	W	1-0
10/17/01	A	W	1-0
10/27/01	H	W	5-0
9/17/02	H	W	3-0
11/2/02	A	W	4-0
9/16/03	A	T (2ot)	0-0
11/1/03	H	L	1-4

COLO. SCHOOL OF MINES (0-1-0)

9/3/95	A	L	1-2
--------	---	---	-----

COLORADO STATE-PUEBLO (2-0-0)

9/7/91	A	W	3-0
8/30/98	H	W	4-1

DAYTON (1-0-0)

9/11/05	H	W (2ot)	1-0
---------	---	---------	-----

DENVER (2-2-1)

9/4/93	A	W	2-1
9/18/05	A	L	1-2
11/22/08	H	W	4-0
9/2/12	A	T (2ot)	1-1
9/15/17	A	L	0-3

DOMINICAN (1-0-1)

9/5/02	H	T (2ot)	2-2
9/11/04	H	W	4-0

YEAR-BY-YEAR OPPONENT SERIES

Since 1990

FORT LEWIS (1-1-0)

9/2/95.....N.....W.....2-1
11/20/99*.....A.....L.....1-2

FRESNO PACIFIC (2-1-0)

9/14/95.....H.....L.....0-3
9/11/96.....A.....W.....2-1
8/28/00.....H.....W.....3-0

GONZAGA (1-1-0)

11/11/91.....H.....L.....0-1
8/27/06.....A.....W.....4-0

GRAND CANYON (6-4-1)

9/27/92.....H.....L.....2-4
9/13/97*.....A.....L.....0-2
11/1/98*.....H.....W.....1-0
11/7/98#.....N.....L (2ot).....2-3
9/26/99*.....A.....W.....1-0
10/1/00*.....H.....W (2ot).....2-1
9/30/01*.....A.....L.....0-1
11/2/01*.....A.....W (2ot).....3-2
10/4/02*.....H.....W.....2-0
10/3/03*.....A.....W.....1-0
9/21/14.....H.....T (2ot).....1-1

HUMBOLDT STATE (18-3-1)

10/27/90*.....H.....W.....4-1
10/28/90*.....H.....W.....2-1
10/12/91*.....A.....W.....2-1
10/13/91*.....A.....W.....4-0
10/10/92*.....H.....W.....1-0
10/11/92*.....H.....W (ot).....1-0
10/16/93*.....A.....W.....1-0
10/17/93*.....A.....W.....2-0
10/2/94*.....A.....L.....0-1
10/20/94*.....H.....T (2ot).....1-1
9/30/95*.....H.....W.....2-1
10/26/95*.....A.....L.....0-1
10/5/96*.....A.....W.....3-1
10/31/96*.....H.....W.....2-1
10/4/97*.....H.....W.....2-0
11/5/97*.....A.....W.....4-1
10/12/98.....H.....L.....0-2
8/29/99.....A.....W.....3-2
9/26/00.....H.....W.....4-1
9/2/01.....A.....W.....1-0
9/1/02.....N.....W.....3-2
9/24/03.....H.....W.....3-0

IPFW (1-0-0)

9/14/07.....N.....W.....6-0

LIU BROOKLYN (1-0-0)

8/29/08.....H.....W.....3-1

LOUISVILLE (0-1-0)

9/5/08.....N.....L (ot).....0-1

LOYOLA MARYMOUNT (1-2-2)

9/4/94.....A.....L (ot).....0-1
9/22/13.....A.....T (2ot).....1-1
9/5/14.....H.....T (2ot).....1-1
9/11/16.....A.....L.....0-2
9/8/17.....H.....W.....3-2

METRO STATE (0-0-1)

9/5/93.....A.....T (2ot).....0-0

MICHIGAN (0-1-0)

11/25/08*.....A.....L.....1-2

MICHIGAN STATE (1-0-0)

9/7/08.....N.....W.....4-2

MISSOURI-ST. LOUIS (1-0-0)

9/3/00.....N.....W.....4-0

NEW MEXICO (1-1-0)

9/18/09.....A.....L.....1-2
9/27/13.....A.....W.....2-1

NORTHERN ILLINOIS (0-1-0)

9/18/11.....A.....L (ot).....0-0

NORTHWESTERN (0-1-0)

9/16/11.....A.....L.....0-1

NOTRE DAME DE NAMUR (15-2-0)

10/9/90*.....H.....W.....13-0
11/3/90*.....A.....W.....2-0
9/24/91*.....A.....W.....4-0
10/19/91*.....H.....W.....6-0
9/22/92*.....H.....W.....5-0
10/17/92*.....A.....W.....3-0
9/28/93*.....A.....W.....3-0
10/23/93*.....H.....W.....4-1
9/24/94*.....H.....W.....1-0
11/5/94*.....A.....W.....3-1
9/26/95*.....H.....W.....5-3
10/10/95*.....A.....W.....2-1
10/2/96*.....A.....L.....0-1
10/16/96*.....H.....L.....0-1
10/1/97*.....H.....W (ot).....5-4
10/22/97*.....A.....W.....6-0
9/7/05.....H.....W.....1-0

NOVA SOUTHEASTERN (0-0-1)

9/5/03.....A.....T (2ot).....1-1

OAKLAND (1-0)

9/15/07.....N.....W.....4-2

OHIO STATE (0-0-1)

8/29/14.....A.....T (2ot).....0-0

OREGON STATE (2-2-2)

9/17/04.....A.....T (2ot).....1-1
9/1/05.....H.....T (2ot).....1-1
9/8/06.....A.....L.....0-3
9/7/07.....H.....W.....3-1
9/17/10.....A.....L.....2-3
9/9/11.....H.....W (2ot).....1-0

PACIFIC (2-0-0)

9/20/15.....H.....W.....6-0
9/1/16.....A.....W.....2-0

PITTSBURGH (1-0-0)

9/2/07.....N.....W.....4-2

PORTLAND (1-2-1)

9/9/07.....H.....T (2ot).....3-3
9/24/10.....A.....L (ot).....0-1
8/30/13.....A.....L.....0-1
9/18/16.....H.....W.....1-0

REGIS (0-3-0)

9/7/93.....A.....L.....1-3
9/10/95.....H.....L.....1-3
9/6/98.....H.....L.....1-2

ROBERT MORRIS (1-0-0)

9/4/09.....N.....W.....3-0

SACRAMENTO STATE (15-9-2)

9/15/90.....H.....W.....3-1
9/26/91.....A.....W.....3-0
10/29/92.....H.....L.....1-2
9/12/93.....A.....L.....0-3
9/10/97.....A.....W.....3-1
9/26/04.....H.....W.....2-1
11/9/04.....A.....W.....1-0
10/2/05.....A.....L.....0-2
8/31/06.....H.....W.....1-0
9/23/07.....A.....W.....3-0
9/25/08.....A.....W.....1-0
9/27/09.....H.....W.....1-0
9/10/10.....A.....L.....1-2
9/23/11.....H.....L (2ot).....2-3
10/20/12*.....A.....W.....3-1
11/3/12*.....H.....W.....2-1
10/26/13*.....H.....L.....0-1
11/9/13*.....A.....W.....1-0
10/25/14*.....N.....T (2ot).....0-0
11/1/14*.....H.....L (ot).....3-2
10/17/15*.....H.....T (2ot).....1-1
10/24/15*.....A.....L.....0-1
10/15/16*.....A.....W.....3-1
10/22/16*.....H.....L.....1-2
10/14/17*.....A.....W.....2-0
10/29/17*.....H.....W.....3-0

SAINT MARY'S (4-4-2)

9/8/04.....A.....L.....0-1
9/25/09.....A.....L.....1-2
9/12/10.....H.....W.....2-1
8/27/11.....A.....L.....0-1
9/22/12.....H.....L.....0-2
9/12/13.....A.....W.....1-0
9/28/14.....H.....T (2ot).....1-1
9/24/15.....A.....W.....2-1
9/22/16.....H.....W (ot).....2-1
9/21/17.....A.....T (2ot).....1-1

SAN DIEGO (1-2-2)

9/19/08.....A.....W (2ot).....2-1
9/20/13.....A.....L.....0-1
9/7/14.....H.....T (2ot).....1-1
9/9/16.....A.....T (2ot).....0-0
9/10/17.....H.....L.....1-2

SAN DIEGO STATE (2-0-0)

9/24/04.....H.....W.....1-0
9/21/08.....A.....W.....2-1

SAN FRANCISCO (3-2-2)

9/2/04.....A.....L.....1-2
9/6/12.....A.....T (2ot).....2-2
9/15/13.....H.....W.....1-0
9/26/14.....A.....T (2ot).....0-0
9/27/15.....H.....W.....3-1
9/4/16.....A.....L.....1-2
8/28/17.....H.....W.....3-1

SAN FRANCISCO STATE (20-6-2)

9/29/90*.....A.....T (2ot).....2-2
10/24/90*.....H.....W.....6-2
10/8/91*.....H.....W.....2-1
11/2/91*.....A.....W.....2-1
10/7/92*.....A.....L (ot).....0-1
10/31/92*.....H.....L.....0-1
10/13/93*.....H.....W.....1-0
11/6/93*.....A.....W.....1-0
9/21/94*.....H.....W.....1-0
10/26/94*.....A.....T (2ot).....1-1
9/20/95*.....A.....W.....1-0
11/4/95*.....H.....W.....3-1
9/25/96*.....H.....W.....2-0
11/9/96*.....A.....L.....2-3
9/27/97*.....H.....L.....1-2
10/18/97*.....A.....L.....0-1
9/19/98*.....A.....W.....3-0
9/30/98*.....H.....W.....3-1
9/18/99*.....H.....W.....2-0
10/19/99*.....A.....W.....4-2
9/13/00*.....A.....W.....2-0
10/28/00*.....H.....L.....3-4
9/8/01*.....A.....W (ot).....2-1
10/23/01*.....H.....W.....3-2
9/29/02*.....H.....W.....2-1
10/30/02*.....A.....W.....6-1
9/13/03*.....A.....W.....2-0
10/28/03*.....H.....W (ot).....1-0

SAN JOSE STATE (2-4-1)

9/1/98.....A.....L.....1-2
9/14/08.....H.....W.....3-2
9/1/09.....A.....L.....1-4
9/5/10.....H.....W (ot).....1-0
9/16/15.....A.....L (2ot).....1-2
8/26/16.....H.....T (2ot).....0-0
9/1/17.....A.....L.....2-3

SANTA CLARA (2-4-2)

1972.....L.....0-2
1973.....W.....2-1
10/8/74.....H.....L.....1-3
9/24/75.....A.....W.....1-0
9/25/76.....H.....T (ot).....0-0
1977.....T (ot).....0-0
10/31/78.....H.....L.....2-3
9/4/04.....A.....L.....1-4

SEATTLE (3-3-1)

8/29/01.....H.....L.....1-2
8/30/02.....N.....W.....1-0
11/9/03.....A.....W.....2-0
9/19/10.....N.....L.....0-1
9/2/11.....H.....T (2ot).....1-1
9/6/13.....H.....W.....1-0
8/28/15.....A.....L.....0-6

SEATTLE PACIFIC (2-5-0)

9/12/98.....A.....L.....2-3
9/11/99.....H.....L.....0-3
11/13/99.....A.....W.....1-0
9/22/00.....A.....L.....1-4
9/22/01.....A.....L (ot).....2-3
9/14/02.....H.....W.....2-1
11/7/03*.....A.....L.....1-2

YEAR-BY-YEAR OPPONENT SERIES

Since 1990

SIMON FRASER (1-0-0)

8/31/01.....N.....W..... 2-1

SMU (0-2-0)

9/16/12.....A.....L..... 0-1
8/25/17.....A.....L..... 2-3

SONOMA STATE (9-18-1)

9/18/90*.....A.....L..... 1-3
10/13/90*.....H.....L (ot)..... 1-2
9/28/91*.....H.....L..... 0-2
10/22/91*.....A.....W..... 1-0
9/25/92*.....A.....W (ot)..... 2-1
10/20/92*.....H.....W..... 1-0
10/2/93*.....H.....L..... 0-2
10/26/93*.....A.....L..... 1-2
10/29/94*.....H.....L (ot)..... 1-3
11/2/94*.....A.....L..... 1-4
9/23/95*.....H.....L..... 0-2
10/31/95*.....A.....L..... 2-3
9/28/96*.....A.....W..... 2-1
11/6/96*.....H.....L..... 0-2
9/24/97*.....A.....L..... 1-3
10/15/97*.....H.....L..... 1-3
9/9/98*.....H.....W..... 3-2
10/10/98*.....A.....L..... 1-2
9/7/99*.....A.....W..... 2-1
10/30/99*.....H.....W..... 3-1
9/9/00*.....A.....L (ot)..... 1-2
10/25/00*.....H.....L..... 0-1
9/6/01*.....H.....T (2ot)..... 1-1
10/20/01*.....A.....W..... 4-1
9/11/02*.....A.....L..... 0-1
10/26/02*.....H.....L..... 1-2
9/10/03*.....H.....L..... 0-1
10/25/03*.....A.....W..... 2-1

STANFORD (2-0-1)

9/1/90.....A.....W (2ot)..... 2-1
10/15/04.....A.....T (2ot)..... 1-1
9/4/05.....H.....W..... 1-0

TULSA (1-0-0)

9/14/12.....N.....W..... 2-1

UCF (0-1)

9/9/12.....H.....L..... 1-3

UC IRVINE (10-9-3)

9/12/92.....A.....L (ot)..... 1-2
10/1/04.....A.....L..... 0-3
9/23/05.....A.....L..... 0-1
11/5/05.....H.....W..... 2-1
10/4/06.....A.....T (2ot)..... 2-2
10/28/06.....A.....L..... 0-1
10/27/07.....H.....W..... 2-1
11/18/07.....A.....W (ot)..... 2-1
10/1/08*.....A.....T (2ot)..... 1-1
10/25/08*.....H.....T (2ot)..... 1-1
11/12/08#.....A.....L..... 0-1
9/30/09*.....A.....W (2ot)..... 2-1
10/24/09*.....H.....L..... 1-2
10/6/10*.....H.....L..... 0-3
10/19/11*.....A.....W (ot)..... 2-1
9/30/12*.....A.....W..... 3-1

10/4/13*.....H.....W..... 2-0
11/15/13#.....A.....L..... 0-2
10/9/14*.....A.....L..... 0-1
10/10/15*.....H.....W (ot)..... 2-1
10/1/16*.....A.....W..... 3-2
9/28/17*.....H.....W..... 2-0

UCLA (1-2-0)

11/13/04.....A.....L..... 1-3
9/10/09.....A.....L..... 0-4
9/4/11.....H.....W (ot)..... 2-1

UC RIVERSIDE (15-5-1)

10/3/04.....A.....W..... 2-1
10/30/04.....H.....W..... 3-2
9/25/05.....A.....L..... 1-2
10/8/05.....H.....W (ot)..... 1-0
9/29/06.....A.....W..... 1-0
10/25/06.....H.....W..... 2-0
10/3/07.....H.....W..... 2-1
11/2/07.....A.....W..... 2-1
10/18/08*.....A.....L..... 1-2
10/7/09*.....H.....W..... 2-1
10/13/10*.....H.....W (ot)..... 1-0
11/3/10*.....A.....L..... 0-1
10/1/11*.....H.....W..... 1-0
11/5/11*.....A.....T (2ot)..... 1-1
10/5/12*.....H.....W..... 1-0
10/13/13*.....A.....W..... 2-0
11/12/13#.....H.....W..... 3-1
10/4/14*.....H.....W..... 1-0
10/1/15*.....A.....W..... 2-0
10/6/16*.....H.....L..... 1-2
10/7/17*.....A.....L..... 0-2

UC SAN DIEGO (0-2-2)

9/29/00.....H.....T..... 0-0
9/28/01.....A.....L..... 1-2
10/6/02.....H.....L..... 0-1
10/5/03.....A.....T..... 1-1

UC SANTA BARBARA (8-17-3)

11/4/04.....A.....L (2ot)..... 0-1
10/15/05.....A.....L..... 0-1
10/26/05.....H.....L (2ot)..... 2-3
9/23/06.....H.....W..... 1-0
10/18/06.....A.....L..... 0-1
9/29/07.....H.....L..... 0-4
10/12/07*.....A.....T (2ot)..... 2-2
10/11/08*.....A.....W..... 2-0
11/8/08*.....H.....T (2ot)..... 0-0
10/15/09*.....H.....L..... 0-3
11/7/09*.....A.....L..... 0-2
10/2/10*.....A.....L..... 1-2
10/20/10*.....H.....L..... 0-2
10/8/11*.....H.....L (ot)..... 1-2
10/26/11*.....A.....L..... 1-3
11/9/11#.....A.....L..... 1-2
10/13/12*.....H.....W..... 1-0
10/28/12*.....A.....W (ot)..... 2-1
10/19/13*.....H.....L (2ot)..... 2-3
11/2/13*.....A.....T (2ot)..... 1-1
10/18/14*.....H.....W (2ot)..... 1-0
10/29/14*.....A.....L (ot)..... 1-0
10/21/15*.....A.....L..... 1-2

10/31/15*.....H.....L..... 0-1
11/11/15#.....A.....L..... 0-1
10/19/16*.....H.....L (ot)..... 1-2
10/30/16.....A.....W..... 1-0
10/11/17*.....H.....W..... 3-0
10/21/17*.....A.....W..... 5-0

UC SANTA CRUZ (2-0-0)

9/18/91.....H.....W..... 3-0
9/1/99.....H.....W..... 3-0

UNLV (1-0-0)

8/24/12.....H.....W..... 1-0

UTAH VALLEY (0-1)

9/24/16.....H.....L..... 0-1

VALPARAISO (1-0-0)

9/2/06.....H.....L..... 2-3

VERMONT (0-1-0)

9/19/04.....N.....L..... 0-2

WASHINGTON (0-4-0)

8/25/06.....A.....L..... 0-5
9/13/09.....H.....L (2ot)..... 1-2
9/26/10.....A.....L..... 0-1
8/30/15.....A.....L..... 0-3

WEST TEXAS A&M (0-1-0)

9/11/94.....H.....L..... 0-3

WESTERN WASHINGTON (4-0-0)

8/27/99.....N.....W..... 4-0
9/1/00.....N.....W..... 2-0
9/20/01.....A.....W..... 2-0
9/8/02.....H.....W..... 2-0

WESTMONT (0-1-0)

9/6/90.....A.....L..... 2-4

WISCONSIN (1-0-0)

9/6/15.....H.....W..... 3-2

XAVIER (0-2-0)

9/9/06.....N.....L..... 1-2
8/31/07.....A.....L (ot)..... 0-1

* Conference game

Conference tournament

† NCAA Championship

AGGIE LETTERWINNERS

Abauza, Alexander Jose	'39
Abeel, Brian Alan	'86
Acevedo, Miguel	'14-15-16-17
Aguilar, Alex	'10-11-12-13
Aguilar, Thomas Robert	'73
Agurcia, Ignacio	'39
Aicinena, Steven Jon	'75-76
Alegresa, Daniel	'56
Alfaro, Rafael Antonio	'40
Alunan, Sergio de la Rama	'48
Alvarez, Evan	'15-16
Alvarez, Luis Rosas	'47-48
Alvarez-Westin, Humberto Roberto	'50
Amara, Ahmed A.	'72
Amaral, Matt	'00
Amarikwa, Quincy	'05-06-07-08
Amer, Kamal Saad	'72-73-74
Amezcuca, Jose Angel	'68-69, '71
Amezcuca, Juan Elizondo	'71
Amick, Thomas David	'91-92-93
Andrade, Richard Alan	'87
Andrews, Jeffrey Harold	'73-74
Andrus, Hobart Hunt	'69
Anibaba, Sule	'04, '06-07-08
Arellanes, Peter Gregory	'83-84-85-86
Arocena, Pelayo A.	'50
Aronis, Mike	'98-99
Arrau, Alejandro	'58-59
Arriola, Miguel A.	'50
Arrua, Mariano	'03-04-05-06
Arthur, Ralph Edward	'48
Asay, Christopher Earl	'79
Ashah-Yazdi, Babak	'85
Attia, Aly Raghib	'39-40-41, '43
Atuora, Dester O.	'62
Atwood, Thomas Galt	'66
Aungst, Taylor	'05-06
Avelino, Antonio Casal	'47
Avila, Juan	'01-02-03-04
Bachtell, Nathan Edward	'92-93
Bagheri, Niknam "Nikki"	'89-90-91
Bakbak, Wahbi	'69
Baker, Stanton Meade	'86-87
Ball, Sheldon Stanley	'72
Balsdon, James H.	'48
Bannerman, Charles James	'65-66-67
BARINGER, MATT	'15-16-17
Barrett, Evan	'14-15-16-17
Barrick, Peter	'99-00-01-02
Barron, Jacob	'09-10
Batcabe, John Paul	'88, '90-91
Belden, Bradley Thomas	'72-73-74
Bell Jon. W.	'80, '82
Belli, Carlos Guillermo	'46-47
Benedetti, Mark Stephen	'72
Benirschke, Rolf Joachim	'74-75-76
Beville, Christopher	'07-08-09-10
Bhoy, Surendra Nath	'46
Bhumiratana, Amarit	'66-67
Bhumiratana, Sakarindr	'66-67-68-69-70
Birak, Satpal Singh	'79-80-81
Blackwell, Douglas Peter	'75
Blair, Lawrence Keith	'77-78-79
Bland, Michael Norman	'90, '92
Blondi, Tyler	'96-97-98-99
Blount, Lindsay Hoben	'77
BOATENG, ROY	'15-16-17
Boeck, Laurence G.	'76

Bolandos, Roberto	'59
Boleda, Patricio Ivan	'72
Bone, Thomas Edward	'68-69
Borman, Matthew Scot	'86-87-88-89
Bosch, Nick	'03-04
Boucher, James B.	'73-74, '76-77
Bravo, Emigdio	'86
Bray, Michael Austin	'75
Brenes, Jose R.	'59
Briggs, David Ashley	'86
Briggs, Donald Paul	'73-74-75-76
Brimmer, Henry David	'65-66
Brock, John Miles	'77
Brooks, Justin	'97-98-99-00
Brown, Andre	'11-12-13-14
Brown, Joachim M.	'94-95-96
Brown, Lloyd J.	'60-61
Brown, Michael John	'83-84-85
Brown, Russell	'03-04-05-06
Bruce, Eric Dean	'77-78-79
Brusca, James Phillipe	'93-94-95, '97
Buchanan, Sean	'98-99-00-01
Budesa, Paul G.	'40, '43
Budniewski, Eric	'12-13
Bue, Brian Douglas	'76-77
Burciago, Francis Patino	'47
Burg, Leslie C.	'47
Burns, Brett Charles	'91-92-93-94
Butler, John Patrick	'83-84, '86
Bynum, Jeffrey	'79
Caicedo, Jaime Hernando	'40
Cain, Paul	'04-05-06-07
Calahane, Phillip Ralph	'83
Calderon, Mario Cesar	'57-58
Callahan, Brendan J.	'94-95-96-97
Callejas, Ruben	'39-40
Cameron, H. Ronald	'49
Camp, Jerrold William	'75
Campbell, Dan	'05-06-07-08
Cane, Brian	'97-98-99
Carbonell, Richard Bert	'40, '43
CAREY, KAMERON	'83-84-85-86
Carlson, Thomas Charles	'89
Carmon, Frederick	'75
Caro, Ryan	'13-15
Carpio, Juan Francisco	'74-75-76
Carpio, Sergio Domin	'68-69-70
Carter, Eli	'99-00-01-02
Carter, Steven F.	'79-80-81
Castaneda, Fernando	'48-49
Center, Edward William	'91-92
Cerutti, Julien	'04-05-06
Chattaris, Suchart	'73
Chavez, Armando Ulises	'40
Chopan, Mustafa	'09-10-11-12
Chordas, Michael	'75-76-77
Christiansen, Harry Richard	'40, '43
Clarke, Gregg Eric	'79-80-81-82
Colen, Andrew Benjamin	'71, '74-75
Collins, James Calhoun	'69
Comfort, Keith Benjamin	'81-82-83
Conklin, Ian	'05-06-07-08
Conlon, Robert	'96-97-98-99
Cooke, Christopher Charles	'81
Corbett, Christopher M.	'94-95-96-97
Correa, Hernan	'58
Cortini, Carlos Maria	'49-50
Coughlin, Donald Joseph	'75

Coulthard, William Lloyd	'80-81
Crane, Roy Edward	'46
Creamer, Drewin T.	'95-96
Csikesz, Bela Stephen	'71
Cuellar, Rene	'08-09-10-11
Curl, Darren Matthew	'87-88-89
Curtis, Dylan	'05-06-07-08
Custodio, Dennish Reyes	'76
D'Halluin, Xavier Lucien	'48-49
Dagenais, Paul	'03-04
Dajani, Joseph Wafa	'46-47
Dajani, Yousif Sharif	'47
Daly, Carlos M.	'50
Dana Jr., James Pearce	'76
Daniel, Dale Len	'80-81
Daniels, John David	'80-81-82-83
Daniels, Thomas Shane	'85
Danino, Oscar B.	'50
Davis Jr., Harley	'68-69-70-71
Davis, David Matthew	'85-86-87, '88
Davis, William Boyce	'46
Daza, Juan de Jesus	'65
DeGraff, Jerome A.	'61
deGranada, Thomas	'56-57-58-59
DeJong, Matt	'97-98-99-00
deKadt, Sydney R.	'50
Del Gobbo, Sam	'10-11
Del Rio, Adrian	'98-99-00
Delfino, Christopher Ambrose	'85-86-87-88
Dellarole, Renzo	'48
Demasi, Walter M.	'48
Denkers, Dirk Seymour	'75-76-77
deVengoechea, Juan M.	'56-57-58
Dewey, Bryce Chamberlin	'47-48
Dhaliwal, Puneet S.	'95
Diallo, Alpha Amadou	'65-66
Diaz, Aristides Edmundo	'50
Dibos, Jose C.	'56-57
DiFiori, Nathan	'15
Dobson, Robin Lowry	'66-67
Domenech-Tarrago, Francis J.	'59-60-61
Dougherty, Robert Leroy	'83-84-85-86
Downie, Craig Robert	'75-76
Duane, Jacob S.	'95-96-97
DuFrene, Del	'46
Durfee Jr., Philip Thaddeus	'56
Eagling, Donald David	'72
Easley, Robert Howard	'87
Eastling, Michael Crawford	'77-78-79
Eastman, Jon	'97-98-99-00
Echeverri, Guillermo S.	'56
Edwards, Robert Allen	'39
Ehrmann, Steven Norbert	'72
El Kirshen, Ali A.M.	'39
El Moughazi, Mohamed Mohamed	'39
El Sherif, Ashraf M.	'62
Elklibti, Ali Giebril	'69
Elze, Olaf Dietrich	'84-85-86
Ennis, Josh	'00
Enyinnia, Tobias O.	'65
Erb, Edgardo	'50
Erbe, Derek Alan	'86-87-88-89
Ernst, Steven	'03-04-05
Eroschenko, German Victor	'59-60-61
Escardo, Enrique Aquiles	'60-61
Escardo, Hector F.	'59-60-61
Escardo, Rafael B.	'58-59-60-61
Escobar, Carlos D.	'95-96

AGGIE LETTERWINNERS

Espencheid, Erich Kurt.....	'84-85-86-87-88
Esquivel, Alejo F.	'49-50
Estakhri, Petro	'78
Estevez, Jose Ramon	'93-94
Faeth, Peter Fitzgerald.....	'90-91-92-93
Fairman, David Linne.....	'90
Fast, Terry Allen	'73-74
Fathe-Aazam, Shidan	'46
Faul, David Duane.....	'66, '68-69-70
Faye, Francois Gabriel.....	'68-69-70
Federico, Gregory K.	'95-96-97-98
Finazzo, Stefano	'65
Finkelstein, Stuart Jay.....	'75
Firouztash, Hoshang.....	'62
Fisher, Beau M.....	'94-95-96-97
Fishman, Wendell Samuel.....	'86
Fleshman, David Graham.....	'86
Flom, Walter Dean.....	'77-78
Flynn, Brian	'01-02-03-04
Ford, Brian.....	'11-12-13-14
FORMICO, MARTE.....	'16-17
Fradkin, Gershon.....	'47
Franco, Roberto Giuseppe.....	'61
Fraunfelder, Michael Baker.....	'81-82
Friedlander, Alan Berle.....	'65-66
Friedman, Glenn Alan.....	'76
Frush, Donald Paul.....	'78-79
Funes, Jose Enrique.....	'50
Gadol, Louis C.....	'60
Gailey, Mark Steven.....	'73
Gaitan, Adan.....	'49
Gamble, Paul Northam "Archie".....	'74-75-76-77
Garcia, Gabe.....	'02-03-04
Garcia, Rafael	'62
Garrick, Michael	'09-13
Gelpi, Samuel Dirk	'75
Genera, Diego.....	'99-00-01-02
Ghobadi, Farrokh.....	'65-66-67
Ghobadi, Khostow.....	'62
Giantranco, Silipo	'66-67
Gil, Fernando G.....	'56
Gilbert, Charles	'78
Gilbert, Daniel Jonathan.....	'83-84-85-86
Gilbert, Keith.....	'01-02-03-04
Glucksman, Aaron.....	'05
Gobalet, Kenneth Walter	'65-66-67-68
Godinez, Julian	'07-08-09
Godoy, Reinaldo	'62
Goicoechea, Mariano.....	'49-50
Gomez, Cesar Javier.....	'39
Gonzalez, Alejandro.....	'50
Gonzalez, Jose Ramon.....	'69-70-71
Goodman, Jeffrey Lee.....	'81-82-83

Gracia-Galvan, Hector Joel.....	'57-58
Graham, Miles	'65
Graue, Augusto Arturo.....	'50
Gray, Richard Sherman	'88-89-90
Grigoriev, Nick.....	'10-11-12-13
Gross, Ryan.....	'12-13-14-15
Guardia, Tomas Arturo	'59-60-61
Guerin, Justin B.....	'94, '96
Guidoux, Dale Edouard.....	'75
Guirola, William	'46-47
Gutierrez, Eduardo.....	'56-57, '59
Gutierrez, John Andrew.....	'84-85
Gutierrez, Xavier Valdez.....	'68
Guzman, Steven.....	'15-16
Gwin, Jake Samuel	'90-91-92
Haase, Gottfried Joachim.....	'65
Hadley, Miles	'07-08-09
Haggerty, Kevin Michael.....	'91-92, '94-95
Hall, Anthony Elmitt.....	'65
Hall, Eric John.....	'74
Hall, Jameil.....	'09
Hallen, Michael Edmund.....	'72
Hammond, Darren.....	'02-03-04
Hammond, Greg.....	'04-05-06, '08
Hamrick, Scott Baker.....	'69-70-71
Hannah, Joseph Jon.....	'79-80-81
Hanon, Mario Jose.....	'57-58
Harkness, Gregg Edward.....	'69
Hartlin, Jeffrey T.....	'94
Harvey, James Caldwell.....	'47-48
Harvey, Phillip Gilmore.....	'47
Haskell, Coburn.....	'46-47-48
Hatifie, Ahmad.....	'05-06-07-08
Hatifie, Hoshang.....	'13-15
Haug, Kern Hansen.....	'79-80
HAUPT, JAKE	'17
Haws, Stephen Charles.....	'75
Hazel, Luke	'16-17
Hazzard, Matt.....	'11
Hebel, Glenn Arnold.....	'83-84-85
Heineberg, Claudio Ricardo.....	'57-58
Heller, Harold Walter	'46
Henry, Alex.....	'10-11-12-13
Heptner, Kristian	'15-16
Hermann-Legueu, Jacques F.....	'59-60-61
Hernandez, Bobby.....	'96-97-98
Hernandez, Juan	'05-06-07, '09
Herrero, Ramon Apto	'40
Heu, Ya.....	'92
Heyl, Victor Cottone	'49
Higgins, Kyle.....	'14-15-16-17
Hillesland, Thomas Edward.....	'87-88
Hirsch, Michael David.....	'88-89-90

Hoang, Alexander Douglas	'88, '90
Hocking, Brian Thomas	'92-93
Hoeck, Sam.....	'13-14
Hoel, Robert William.....	'39-40
Hopp, Hartmut W.....	'69
Hord, Elliott	'10-11-12-13
Horton, Wilburn Alonzo	'39-40
Hull, Jeff.....	'01-02-03-04
Huovinen, Richard Jon.....	'73-74
Huttlinger, James Carrington	'74-75-76
Ingalls, Robert Perrin.....	'78-79
Inglis, Christopher Willaim.....	'78-79
Irwin, Jeffrey Newton	'73
Island, Timothy Joel.....	'86
Jack, Ryan	'98-99
Jackson, Brent Clark.....	'81-82
Jaramillo, Julian	'56-57
Jarman, Nate	'08
Jarvis, Tommy.....	'97-98, '00
Javadi, Nathan	'07-08-09-10
Jimenez Jr., Geronimo	'92-93
Jimenez, Claudio G.....	'56-57
Jinahyon, Sujin	'56
Johnson, David Stuart.....	'76
Jones, Gordon Thomas	'61
Jones, Kenneth Evan.....	'47-48
Jones, Norman Olivier	'48
Joslin, John	'09-10-11-12
Jurado-Blanco, Bernardo	'49
Kaiser, Henry Claus.....	'39
Kamajou, Francois.....	'65-66-67
Kane, Kenneth Edwin	'92-93
Kang, Richard Chung.....	'91
Karplus, Paul Andrew	'77
Kappelhoff, Kirk.....	'12
Kazemi, Hossein	'92
Keegan, Kevin William.....	'80-81-82
Keehan, Garth Andrew.....	'74-75
Kehlor, Robert Raymond.....	'48-49-50
Keita, Aboubakar.....	'65-66-67
Keller, David	'03-04
Kelsh, Terrence James.....	'79
Kemover, Erasmus R.....	'62
Kerslake, Gary William.....	'76
KIBUNGUCHY, NABI	'16-17
King, Hugh Michael.....	'59-60-61
King, Thomas Joseph.....	'74-75
Kinnee, Dean Richard	'78-79-80-81
Kitts, Joseph Carl.....	'73-74-75-76
Kitts, Justin	'14
Klein, Joel David.....	'90-91
Koch-Weser, Erich.....	'48
Koehmen, William.....	'50
Kong, Jason	'98-99-00-01
Kong, Philip	'00-01
Konnemacher, William.....	'66-67
Kratzer, Charles Richard	'72-73
Kruse, Timothy Walter.....	'71-72-73-74
Kuespert, John Victor.....	'88-89-90-91
Kulich, Stephen P.....	'94-95
Kutman, Ahmet Ali.....	'65-66
Lane, Chadwick David	'90
Lapointe, Arthur Laurent	'70-71
LAPSLEY, WALLIS.....	'16-17
Larrain, Gerardo.....	'56
LAUGHLIN, JON.....	'17
Leas, Joseph Henry.....	'77
Leavitt, Justin.....	'16

NCAA POSTSEASON HISTORY

2008 NCAA D-I First Round	Defeated Denver, 4-0
2008 NCAA D-I Second Round.....	Lost to #14 Michigan, 1-2
2007 NCAA D-I First Round	Lost to #17 California, 1-2 (2ot)
1999 NCAA D-II First Round	Defeated Seattle Pacific, 1-0
1999 NCAA D-II Quarterfinal	Lost to Fort Lewis, 1-2
1977 NCAA D-II First Round	Lost to Seattle Pacific, 0-1
1976 NCAA D-II First Round.....	Defeated Cal State Hayward, 1-0
1976 NCAA D-II Quarterfinal.....	Lost to Chico State, 1-2 (2ot)
1975 NCAA D-II First Round.....	Lost to Seattle Pacific, 1-2
1973 NCAA D-II Second Round	Lost to Cal State Fullerton, 1-3

AGGIE LETTERWINNERS

Ledden III, William Joseph.....	'88-89, '91	Mogelson, Jake.....	'05-06-07-08	Portilla, Luis Franc.....	'68
LeBon, Derek.....	'07-08, '10	Mohageg, Lucas.....	'12-13-14-15	Posz, Gary S.....	'56
Lee, George Godfrey.....	'47-48	Mohrmann, Brian R.....	'72	Power, Onah.....	'16-17
Leer, Chris.....	'06-07-08-09	Mole, Gregory P.....	'83-84-85-86	Powers, Ryan.....	'01, '03
Leimert III, Walter Hubert.....	'73	Moll, Alan Howard.....	'72-73-74	Prinz, Matthew T.....	'93-94-95-96
Lejniaks, Gregory Eugene.....	'81-82-83-84	Moll, Steven Verne.....	'70-71-72-73	Provencher, Matt.....	'09, '11
Leon, Ernesto J.....	'57-58	Montenegro, Andrew.....	'96	Pu, Mark Siad Hing.....	'83-84
Levy, Jose.....	'66-67	Montero, Luis Rodolfo.....	'58	Quezada, Armando.....	'13-14-15-16
Lew, Loren Richard.....	'75-76	Montoya, Michael James.....	'88, '91	Quimson, John Tuason.....	'46-47
Liddicoat, Thomas Stephen.....	'66-67-68-69	Moran, Francisco A.....	'57	QUINTERO, BRIAN.....	'15-16-17
Lind, Nicholas.....	'04-05-06	Moraza, Ramon.....	'49	Quinteno, Rafael Antonio.....	'57
Lion III Esq., Paul Lazard "Chip".....	'76-77-78	Morris, Michael Bruce.....	'72-73-74	Raap, William Robert.....	'67-68-69
Locke, Christopher John.....	'73	Morse, Bryan Forman.....	'72	Raffo, Juan A.....	'62
Loeper, Ulrich Wilhelm.....	'72	Mosle, Wayne.....	'74-75	Ramirez, Denis Roberto.....	'70
Lokteff, Yury Danielovich.....	'60-61	Moudarris, Farouk Yahta.....	'47	Ramsey, Jared.....	'01-02
Long, Stephen T.....	'80	Moura, Stephen Eugene.....	'88-89-90	Raphael, Joseph.....	'60-61
Lopez, Alberto Vargas.....	'68-69-70	Mueller, Mitchell Johannes.....	'81	Rarick, Bruce Allan.....	'76-77
Lopez, Emilo Felix.....	'92	Munnich, Kurt A.....	'49	Rascon, Tony.....	'11
Loyola, Bertin.....	'04-05	Munoz, Eduardo Rafael.....	'71-72-73	Raymond, Darren Michael.....	'91-92
Ludington, Benjamin D.....	'94-95-96-97	Munson, David William.....	'86-87-88	Reese, Dan.....	'09-10-11
Luft, Danny.....	'98-99-00	Nakamura, Reid.....	'97-98-99	Reese, Pat.....	'12
Lurton, John M.....	'78	Nannery, Michael Joseph.....	'76	Restrepo, Luis.....	'94-95-96-97
Luthi, Peter Rudolf.....	'67-68	Nasca Jr., Theodore Angelo.....	'84-85-86-87	Rhode, Chase.....	'16-17
Lyon, James Pickering.....	'77-78-79	Nelson, Grant Edgar.....	'75	Richardson, Bryan Edward.....	'86-87-88-89
Lyttle, John B.....	'46-47	Nelson, Tyler "Smalls".....	'99-00-01-02	Rico, Jesus.....	'85-86
MacMillan, James Sumner.....	'86-87	Neuhaus, Rodolpho G.....	'46-47-48-49	Rieland, Tris Leonard.....	'89-90
MacNamara, Dashiell "Dash".....	'13-14-15-16	Newman, John Donald.....	'75-76	Riesco, German.....	'62
Magonigal, Logan.....	'14	Newport, Riley.....	'09-10, '12	Riggins, John H.....	'80
Maguih, Jeffery.....	'74	Ngissah, James Andrew Kweku.....	'74	Rios, Eon.....	'98-99
Mahshi, George J.....	'46	Nicol, Morgan Thomas.....	'75	Robello, Andrew.....	'09
Maldonado, Francisco J.....	'57	Noguera, Alfredo.....	'50	Roces, Antonio Varona.....	'61
Maloney, Hunter.....	'04-05-06	Nolen, Matthew Chemath.....	'90-91-92	Roche, Cullen.....	'12
Malpartida, Carlos Elias.....	'56, '58	North, Richard Cayton.....	'83	Rodriguez, Augustin Negrete.....	'69, '71
Mandel, Isaias.....	'56	Novak Jr., James Russell.....	'91, '93	Rodriguez, Edson.....	'01-02
Manella, Eddie.....	'11-12-13	Nutson, Gregory Gordon.....	'89	Rodriguez, Javier M.....	'72-73-74
Mara, Kabine.....	'65-66	Nutson, Peter Alan.....	'85-86-87-88	Rosales, Francisco Rigoberto.....	'68, '71
Marcotte, Mark Kenneth.....	'69	O'Donnell, Tim.....	'97	Rosales, Mario Jose.....	'72
Marcotte, Paul Gilbert.....	'74-75-76-77	Obata, James William.....	'79	Rotteveel, Hubert Peter.....	'82-83
Marcoux, Paul.....	'06-07-08-09	Ogasawara, Paul Frank.....	'74	Rotteveel, John Hubert C.....	'82
Martin III, Darrell William.....	'86-87-88	Ognistoff, Frank Gregory.....	'48	Rovo, Arthur.....	'01
Martin, Jean-Marie.....	'66-67	Okezie, Onumegbo Baldwin.....	'65	RUDOLPH, JACOB.....	'17
Martin Del Campo, Ramon.....	'11-12-13-14	Olawale, Oladejo.....	'65-66	Saballos, Ivan.....	'49
Martinez, Bercerril Victor Manu.....	'66	Ortiz-Garza, Nazario.....	'40	Sabbah, Maurice David "Chico".....	'48-49
Martinez, Marcelo A.....	'67-68-69-70	Oto, Melvin K.....	'78	Salazar, Greg.....	'14-15-16-17
Martini, Jake.....	'02-03-04	Ottersen, Wayne LeValley.....	'39	Salman, Michael Richards.....	'81
Mata, Ricardo A.....	'62	Pacheco, Fabio.....	'49	Samayoa, Rodrigo.....	'40
Matheson, Monte Duncan.....	'72	Palmer, Ian.....	'11-12-13-14	Samir, Arsani.....	'78
Mathieu, Gilbert P.....	'60-61	Parada, Jorge Daniel.....	'48-49	Sanchez Madrigal, Enrique.....	'16
Matteoli, Vinney.....	'02-03	Parra, Rodrigo G.....	'60-61	Santos, Jason.....	'07-08-09-10
Matteoli, Zak.....	'00-01	Pasto, Matthew Emil.....	'68-69	Sardon, Richard Jesse.....	'68-69
May, Daniel Matthew.....	'73	Patterson, Lance.....	'08-09-10-11	Sbeta, Khaled T.....	'69
McCartney, Wade Stafford.....	'84, '86-87	Payne, Lloyd Ackerman.....	'39	Schulte, Kevin.....	'10
McCowan, Ryan.....	'07-08-09-10	Pelkey, Neil Wallace.....	'79	Scaff, Michael Elias.....	'46
McDivitt, Roger Paul.....	'66-67	Peppele, John Talmadge.....	'66-67	Schulte, Kevin.....	'11-12-13
McElwain, William H.....	'46	Perez, Carlos Alberto.....	'82-83-84	Schultz, Kris.....	'12-14-15
McMartin, Duncan Alastair.....	'83-84-85-86	Perry, Bradford.....	'77	Schwartz, Ronald H.....	'80
Meade, Richard Alan.....	'67-68-69-70	Petersen, John D.....	'78, '80	Scott, Norman Joseph.....	'74
Melvin, Eric Scott.....	'92-93	Peterson, Drew Elliot.....	'77	Scott, Russell Douglas.....	'73
Melvin, Jason Andrew.....	'92-93-94	Pettus, Ralph Leonard.....	'48	Segur, Getachew.....	'87
Melvin, Jeffrey Daniel.....	'93	Pfaff, James Allen.....	'70-71, '73-74	Self, Mark Lea.....	'78-79
Mendoza, Luis Bernal.....	'68	Pitcher, Jefferson Dean.....	'92	Serratos, Ernesto.....	'79, '81-82-83
Miankatu, Eduardo C.....	'61	Pitts, Jason I.....	'94-95-96-97	Shaffer, Derek.....	'05
MICKELSON, ADAM.....	'17	Piyapongse, Pongpit.....	'58	Shaw, Ryan.....	'01-02-03-04
Middlesworth, Colin Wayne.....	'89-90	Pizarro, Rafael.....	'72-73	Shawlee, Ethan.....	'09-10-11-12
Middlesworth, Darren Scott.....	'88-89-90-91	Platter, Everett Thaddeus.....	'39	Shelby, Patrick M.....	'90
Milkovich, Anthony.....	'95-96-97-98	Platter, Nic.....	'00-01-02-03	Sheldon, Matt.....	'11-12-13-14
Misselbeck, Hans.....	'62	Poku, Kwasi.....	'62	Sherman, Richard Allen.....	'71-72
Moeller, Phillip Randall.....	'69	Pomares, Michael.....	'97-98	Silva, Joseph Sarmento.....	'41

AGGIE LETTERWINNERS

Simonpietrie, Alfred Herrera	'39-40,
Simonpietrie, Francis H.....	'39-40-41, '43
Siragusa, Tommy	'10
Slagle, Matthew	'05-06-07
Slavin, Clark Alex.....	'92-93-94
Smeding, Hendrick	'72
Smeloff, Edward Alexander	'68, '71
Smith, Jason Dawson.....	'92-93
Smith, Justin Scott.....	'86-87-88-89
Smith, Zachary Nicolas	'89-90-91-92
Sommer, Richard Hermann.....	'48-49
Soriano, Ronald Lew.....	'68-69-70-71
Spiegelman, Jeffrey Alan	'86
Stanko, Scott Kevin	'84-85-86-87
Steele, Blake.....	'12
Sternberg, Aaron.....	'39-40
Stinghen, Joel Salada.....	'69
Stoian, Daniel M.....	'95-96
Stone, David Hansard	'78
Streutker, Donald Q	'56
Sukharm, Paul Suresh	'74
Sullivan, Thomas John.....	'79-80-81-82
Summers Jr., Oscar Wallen	'49
Sutabutra, Satri Thiva.....	'62
Suter, Martin Kaspar.....	'79-80-81-82
Swatez, Ben	'00, '03
Sweet, Scott Piercy.....	'73-74
Sweet, Stuart Alan.....	'75-76-77-78
Swonetz, Jesse	'98-99-00-01-02
Syamal, Mirode Baron.....	'46
Tanaka, Yuta.....	'00-01-02-03
Tang, Ming Han	'65
Tanghetti, Emil Anthony.....	'68
Taylor Jr., Paul Beal	'48
Thomas, Adetokunko A. "Toks"	'79-80-81-82
Thomas, Christopher Lee.....	'72
Thomas, Derrick.....	'01-02-03
Thomas, Paul Clarence.....	'48
Thoukis, Gerard	'75
Tonye, Pierre Rene.....	'65
Torres, Lizandro	'14-15-16-17
Torres-Rojas, Jorge F.....	'60
Torten, Michael.....	'58
Train, Daniel Elvior	'46
Trujillo, Rudolfo Augusto	'56, '58-59
Turki, Wajdi H.....	'69
Turner, Stephen Heald	'74
Tyler, Stevan Clyde	'69-70
Uffelman, Hans Werner.....	'57-58-59
Uram, Mark Thomas	'81
Uranga, Jaime G.....	'57-58-59
Uricoechea, Jose Maria.....	'56-57-58-59
Ustrach, Paul Constantine.....	'86, '89
Vallejos, Cristian Rodolfo.....	'90
Vander Zanden, Jason.....	'00
Vanderpoorten, Jordan.....	'05-06-07-08
Vargas, Fernando.....	'06
Vargas-Jara, Claudio Fernando.....	'60
Vasquez, Rodolfo Anthony	'78
Velarde, Alfonso	'40, '43
VELASQUEZ, ANDY	'17
Velez, Ernesto	'59
Venkatram, Bangalore Rangaswamy	'46-47-48
Vergara, Roberto	'50
Vexler, Cipriano Arturo.....	'62
Vexler, Moises Idel.....	'57
Villacorta, Juan V.....	'56-57
Vincent, Geoff	'98-99-00
Volf, Timothy Harry.....	'74, '76-77-78
Von Der Linde, Peter G.....	'79
Voss, Connor	'02-03-04
Wachs, Keely A.	'94-95
Wain, Hans Martin	'81-82
Walker, David Michael.....	'74-75
Warf, William Robert.....	'74
Warne, Charles.....	'03-04-05-06
Warner, Eric J.....	'95
Warner, Jeremy.....	'99-00-01-02
Watson Jr., James Calvert.....	'76-77-78-79
Watson, Jerome Philip	'82-83-84, '86
Weiss, Barry Neal.....	'86
Wellman, Aron A.	'95
West, Melvin Elmer.....	'48
Whelen, John Sidney	'46-47
Whetstone, Steven Clark.....	'80-81-82
White, Shawn LeNard.....	'88-89
Wickers, Brian.....	'05-06-07
Wiesenfarth, Matt	'11-12-13-14-15
Wilhelm, Richard Phillip	'73
Williams, Glenn Stewart.....	'74
Williams, Spencer.....	'12-13-14-15
Willis-Hong, Connor.....	'14-15-16
Wilson, Andrew John "Drew".....	'70-71
Wilson, Christopher Jerome.....	'82-83-84
Wilson, Noah	'14-15-16-17
Winslow, Donald Fenner	'66-67-68
Winslow, Edward Kent.....	'70-71
Wolk, Allan.....	'46
Wong, Barry William.....	'88-89-90-91
Wong, Jonathan Stuart.....	'91-92-93-94
Wortrich, Andrew Reuben.....	'89, '91-92
Wraith, Stephen James.....	'84
WRIGHT, JUSTIN	'15-16-17
Yau, Johnny.....	'01-02-03-04
Yenokida, Emerson	'98-99-00
Yichoy, Luis Guiller.....	'69
Young, Peter Baxter.....	'58-59
Zabel, Karl C.	'80-81-82
Zanker, William Delbert.....	'46-47-48
Zapata, Rafael J.	'50
Zaragoza, Vberri Fernando	'48-49
Zauner, John Michael.....	'87-88-89
Zeenni, Omar.....	'10-11-12-13
Zenor, Donald Richard	'66
Zeragome, Fernando	'65
Zicker, John Eldon.....	'75-76-77
Zopfi, John Peter	'77-78-79
Zwarych, John Edward	'77-78-79