



at San José State ..... W, 44-38  
Thu., Aug. 30  
San Jose, Calif.  
CEFCU Stadium (30,456)



RV/RV San Diego ..... W, 54-21  
Sat. Sept. 8  
Davis, Calif.  
Aggie Stadium (10,849)



at No. 9/9 Stanford ..... L, 30-10  
Sat. Sept. 15  
Stanford, Calif.  
Stanford Stadium (50,424)



RV/- Idaho\* ..... W, 44-21  
Sat. Sept. 22  
Davis, Calif.  
Aggie Stadium (10,849)



at Northern Colorado\* ..... W, 49-36  
Sat., Oct. 6  
Greeley, Colo.  
Nottingham Field (8,500)



RV/RV Idaho State\*~ ... W, 44-37 (ot)  
Sat., Oct. 13  
Davis, Calif.  
Aggie Stadium (10,849)



at Cal Poly\* ..... W, 52-10  
Sat. Oct. 20  
San Luis Obispo, Calif.  
Spanos Stadium (11,075)



at Montana\* ..... 1 p.m.  
Sat, Oct. 27  
Missoula, Mont.  
Washington-Grizzly Stadium (25,217)



Northern Arizona\* ..... 1 p.m.  
Sat. Nov. 3  
Davis, Calif.  
Aggie Stadium (10,849)



at Eastern Washington ..... 1:05 p.m.  
Sat., Nov. 10  
Cheney, Wash.  
Roos Field (8,600)



Sacramento State\*+ ..... 12 p.m.  
Sat. Nov. 17  
Davis, Calif.  
Aggie Stadium (10,849)

All times listed are Pacific

**Home games in bold**

\*Big Sky Conference game

~ - Brewfest, Homecoming, Hall of Fame Weekend

+ - Salute to Heroes

Rankings listed as media/coaches polls

### No. 6/13 UC Davis Aggies (6-1, 4-0 Big Sky)

at

### Montana Grizzlies (4-3, 2-2 Big Sky)

Oct. 27 • 1 p.m. PT / 2 p.m. MT

Washington-Grizzly Stadium (25,217) • Missoula, Mont.

Online Stream: [UCDavisAggies.com](http://UCDavisAggies.com) or [WatchBigSky.com](http://WatchBigSky.com)

Pluto TV Channel: 237

Radio: KHTK 1140 AM - Scott Marsh (PBP) and Doug Kelly (Analyst)

Internet Audio: [TuneIn.com](http://TuneIn.com) (Search: KHTK)

Live Stats: [UCDavisAggies.com](http://UCDavisAggies.com)

In-game Twitter Updates: @UCDFootball

Official Hashtags: #GoAgs, #AGScension

**NOTE:** National rankings listed as FCS STATS media / AFCA Coaches' polls

#### QUICK HITS

- The 2018 season is the 100th in UC Davis football's history
- The Aggies will enter Saturday's Big Sky contest at Montana in sole possession of first place with the highest ranking in program history (No. 6)
- The team's 6-1 overall record is the best start in the program's Division I history
- UC Davis is the only Big Sky team with an undefeated record (4-0), the best league start in program history
- Junior quarterback Jake Maier threw five touchdowns for the second week in a row, leading UC Davis to 52 unanswered points in last week's game at Cal Poly
- Maier will enter Saturday's game at Montana with 21 TDs for the year; 10 were collected throughout the last two weeks
- Montana is the third opponent to face UC Davis off a bye week this year
- The other two, Idaho and Cal Poly, each lost to the Aggies when they returned to action
- Congratulations to former Merced High football coach, and current UC Davis assistant head coach Mark Speckman, one of 12 inductees who entered the Sac-Joaquin Section Hall of Fame last Sunday
- The Aggies' defense is ranked No. 10 in the nation with its 1.14 turnover margin
- UC Davis' high-octane offense, ranked No. 5 in the nation averaging 42.4 points per game, will face a Grizzly defense led by junior linebacker Dante Olson
- Olson, a Buck Buchanan Watch List selection (FCS' defensive player of the year), leads the league with 106 tackles, 45 more than the second-ranked player, and averages 15.1 tackles per game
- Throughout the season (seven games) Olson recorded 106 tackles including a 24-tackle effort at Cal Poly; he tallied double-digit stops in six games
- Montana's defense also features another two players with top 10 tackles totals: redshirt freshman safety Robby Hauck (No. 3, 64 total tackles, 9.1 tpg) and senior linebacker Josh Buss (T-10, 52 tackles, 7.4 tpg)

#### SERIES HISTORY

- Saturday's game is the eighth all-time meeting between UC Davis and Montana, and the fifth to take place in Missoula
- UC Davis has not won any of the seven previous games vs. the Grizzlies
- The last head-to-head game took place at Aggie Stadium in 2015

Football Contact ..... Eric Bankston  
Office Phone..... (530) 752-3505  
Cell Phone ..... (714) 705-3742  
Assistant Directors..... Mark Honbo, Jason Spencer  
Athletics Communication Fellow ..... Bryn Lutz  
Web Address ..... UCDavisAggies.com  
Athletics' Twitter Handle ..... @UCDavisAggies  
Mailing Address..... Hickey Gym, Room 264  
..... One Shields Ave.  
..... Davis, CA 95616

## **KEELAN'S CASE - WALTER PAYTON AWARD**

In 2017, wide receiver Keelan Doss became the first UC Davis student-athlete named a national finalist for the Walter Payton Award — an honor bestowed to the most outstanding offensive player in the nation. This recognition was well-deserved since Doss:

- Is the program's inaugural consensus All-American
- Ended with 1,499 receiving yards, league-high averages of 136.3 receiving yards and 10.5 receptions per game, the No. 1 figures in the nation among all FCS and FBS players when the Aggies' season concluded
- Received Offensive Player of the Year and First Team All-Big Sky honors from league officials

After choosing to return to UC Davis for his senior season, the consensus preseason All-American earned a spot on the 2018 Walter Payton Award Watch List, in addition to Big Sky Preseason Offensive Player of the Year and Preseason All-Big Sky honors.

Doss, a 2018 team captain, set new program records in receptions, receiving yards, 100-yard games, and led all league players in receptions and receiving yards per game.

## **Doss at a Glance**

- Senior wide receiver's major is sociology - organizational studies
- Hails from Alameda, Calif.
- Three-year varsity letterwinner at Alameda High School

- 2017 consensus All-American
- Walter Payton Award finalist
- Big Sky Conference's 2017 Offensive Player of the Year
- All-Big Sky First Team selection
- No player at the FBS or FCS levels held higher figures in receiving yards (1,499), receiving yards per game (136.3) and receptions per game (10.5), when the Aggies' season ended, than Doss
- In addition to averaging 13.0 yards per reception, Doss led all Big Sky players in receptions per game and receiving yards per game
- He is the first Aggie receiver in the program's Big Sky era and eighth in program history to collect 1,000 or more yards in a single season

- Earned All-America and All-Big Sky accolades as a sophomore
- Ranked No. 19 in receiving TDs (10), No. 21 in receptions per game (6.0), No. 30 in receiving yards per game (82.8), No. 33 in receiving yards (911), No. 55 in total touchdowns (10), No. 120 in scoring (5.5 points per game), No. 140 in all-purpose yards (82.82) and No. 146 in yards per reception (13.80) among all FCS players that season

- Started two of 10 games played as a freshman
- Received the Mike Wise Award as the program's top freshman



## NUMERICAL ROSTER

No.	Name	Pos.	Ht.	Wt.	Yr.	Hometown/Last School	Major
1	Isaiah THOMAS	DB	5-10	187	So.	Van Nuys, Calif. / Chaminade HS '16	Undeclared
2	Jared HARRELL	WR	6-2	200	So.	Los Angeles, Calif. / St. John Bosco HS '16	Human Development
3	Keelan DOSS	WR	6-3	209	Sr.	Alameda, Calif. / Alameda HS '14	Sociology - Organizational Studies
4	Tiger GARCIA	DB	6-3	184	Jr.	Moraga, Calif. / Campolindo HS '15	Managerial Economics
5	Isiah OLAVE	DB	5-10	190	Sr.	San Ysidro, Calif. / Eastlake HS '14	Psychology
6	Anthony BAUMGART	LB	6-1	240	Sr.	Antelope, Calif. / Antelope HS '14	American Studies
6	Gunnor FAULK	QB	6-0	195	Fr.	Sacramento, Calif. / Christian Brothers HS '18	Undeclared
7	Brandyn LEE	DB	6-0	195	Jr.	Canyon Country, Calif. / Chaminade HS '15	Managerial Economics
8	Nas ANESI	LB	6-1	230	Jr.	Carson, Calif. / St. John Bosco HS '15	Sociology
8	C.J. SPENCER	QB	6-1	205	Sr.	Sacramento, Calif. / Inderkum HS '14	Biochemistry and Molecular Biology
9	Khria VAUGHN	WR	6-1	186	So.	Redlands, Calif. / Redlands East Valley HS '16	Sociology
10	Jaylin WHITE	DB	5-10	158	So.	San Diego, Calif. / Vista Murrieta HS '17	Economics
11	Hunter RODRIGUES	QB	6-0	180	So.	Rocklin, Calif. / American River College	Human Development
12	Brock JOHNSON	QB	6-2	200	So.	Mission Viejo, Calif. / Georgetown	Undeclared
13	Da'Von FRAZIER	DB	6-1	185	Fr.	Sacramento, Calif. / Elk Grove HS '18	Undeclared
13	Namane MODISE	RB	5-9	180	Sr.	San Lorenzo, Calif. / City College of San Francisco	Managerial Economics
14	Daliceo CALLOWAY	WR	6-0	200	Sr.	Sacramento, Calif. / American River College	Human Development
14	Chris VENABLE	DB	6-2	175	Fr.	Corona, Calif. / Centennial HS '18	Undeclared
15	Jake MAIER	QB	6-0	200	Jr.	La Habra, Calif. / Long Beach City College	Communication
15	Tyler SAIKHON	DB	6-1	180	Fr.	El Centro, Calif. / Southwest HS '18	Undeclared
16	Erron DUNCAN	DB	5-9	200	So.	Stockton, Calif. / Weston Ranch HS '16	Neurobiology, Physiology and Behavior
17	Logan MONTGOMERY	WR	5-11	184	So.	Laguna Hills, Calif. / Laguna Hills HS '17	Undeclared
18	Evan PERKINS	DB	5-10	190	RFr.	San Diego, Calif. / Helix Charter HS '17	Economics
19	Niko HARRIS	QB	6-1	200	RFr.	Agoura Hills, Calif. / Sierra Canyon HS '17	Managerial Economics
20	Justin POERIO	WR	5-11	160	Fr.	El Dorado Hills, Calif. / Oak Ridge HS '18	Undeclared
20	Vincent WHITE	DB	6-0	187	Sr.	Lynwood, Calif. / Lynwood HS '15	Psychology
21	Devon KING	DB	5-10	165	RFr.	Richmond, Calif. / De Anza HS '17	Human Development
22	Amir KNOX	DB	6-0	183	RFr.	Bakersfield, Calif. / Ridgeview HS '17	Sociology
23	Jordan PERRYMAN	DB	6-0	191	RFr.	Hanford, Calif. / Hanford HS '17	Biological Sciences
24	Margel McCOY	DB	6-3	218	So.	Pittsburg, Calif. / Concord HS '16	Sociology
25	Sam PANENO	Number Retired in 2000					
26	Josh JANUSKA	DB	5-9	179	Jr.	Ventura, Calif. / Ventura HS '15	Managerial Economics
27	Elias JBEILY	WR	5-11	202	Jr.	Antelope, Calif. / Center HS '15	Biomedical Engineering
28	Ryan PARENTEAU	DB	6-2	223	Sr.	Anthem, Ariz. / Boulder Creek HS '15	Aerospace Science and Engineering
29	Ryan MARTINEZ	RB	5-10	194	Sr.	Planada, Calif. / Le Grand HS '14	Psychology
30	Ethan HICKS	RB	5-11	215	Sr.	Atascadero, Calif. / Atascadero HS '15	Animal Science
31	Jon AMADI	DB	5-11	180	RFr.	Roseville, Calif. / Jesuit HS '17	Undeclared
32	Mitchell LAYTON	RB	6-1	214	Jr.	Roseville, Calif. / Woodcreek HS '14	Statistics
33	Quincy BENNETT	LB	6-1	240	Jr.	Oxnard, Calif. / Westlake HS '15	African American and African Studies
34	Mason MOE	LB	6-0	210	Sr.	Kaneohe, Hawaii / West Hills College	American Studies
34	Garren O'KEEFE	TE	6-0	220	Fr.	Colfax, Calif. / Colfax HS '18	Mechanical Engineering
35	Khanii LESANE	LB	6-2	193	So.	Antelope, Calif. / Antelope HS '16	Biochemistry and Molecular Biology
36	Connor AIREY	LB	6-0	215	So.	Chino Hills, Calif. / Servite HS '16	Neurobiology, Physiology and Behavior
36	Trevor FACEY	RB	5-7	175	Fr.	Sutter, Calif. / Sutter HS '18	Undeclared
37	Daniel WHELAN	K/P	6-5	215	So.	Rancho Mirage, Calif. / Rancho Mirage HS '17	Pre-Landscape Architecture
38	Matt BLAIR	K/P	6-1	200	Jr.	Moraga, Calif. / Campolindo HS '16	Managerial Economics
40	Ulonzo GILLIAM	RB	5-9	185	RFr.	Merced, Calif. / Merced HS '17	Biochemistry and Molecular Biology
41	Tehran THOMAS	RB	5-11	215	So.	Goodyear, Ariz. / Desert Edge HS '17	Sociology
42	Jack SHIPPY	DB	6-0	185	Fr.	San Clemente, Calif. / San Clemente HS '18	Neurobiology, Physiology and Behavior
43	Max O'ROURKE	K/P	6-1	178	Jr.	Rocklin, Calif. / American River College	Communication
44	Christian SKEPTARIS	TE	6-2	235	So.	Scottsdale, Ariz. / Chaparral HS '16	Clinical Nutrition
45	Eric FLOWERS	LB	6-1	215	Jr.	Van Nuys, Calif. / Los Angeles Valley College	Human Development
47	Cam TRIMBLE	LB	6-0	220	RFr.	Westlake Village, Calif. / Westlake HS '17	Managerial Economics
48	Brandon JAMISON	LB	6-3	238	Jr.	Scottsdale, Ariz. / Chaparral HS '16	Managerial Economics
49	Pat MILLER	LB	6-2	224	So.	San Luis Obispo, Calif. / Mission Prep HS '16	Nutrition Science



## 10-27 at Montana >> Washington-Grizzly Stadium >> Missoula, Mont.

No.	Name	Pos.	Ht.	Wt.	Yr.	Hometown/Last School	Major
50	Jason GALLAGHER	LB	6-1	225	Fr.	Sacramento, Calif. / Jesuit HS '18	Undeclared
51	Sione ALIKI	DL	6-3	257	So.	North Hollywood, Calif. / Calabasas HS '16	Managerial Economics
52	Logan HUNGRIGE	LB	6-2	235	RFr.	Sutter, Calif. / Sutter Union HS '17	Undeclared
53	Nick EATON	LB	6-2	215	Fr.	Rocklin, Calif. / Whitney HS '18	Undeclared
55	Montell BLAND	LB	5-11	205	RFr.	Modesto, Calif. / Central Catholic HS '17	Undeclared
56	Will MARTIN	OL	6-3	290	Sr.	Huntington Beach, Calif. / Orange Coast College	Sociology
57	Terrell CLOUD	DL	6-0	280	Sr.	Palmdale, Calif. / Los Angeles Valley College	African American and African Studies
59	Terrell SAYLES	LB	6-1	215	So.	Corona, Calif. / Santiago HS '16	Sociology
60	Jake PARKS	OL	6-3	290	Fr.	Huntington Beach, Calif. / Junipero Serra Catholic HS '18	Neurobiology, Physiology and Behavior
61	Fabian HUNKIN	DL	6-2	275	RFr.	Salinas, Calif. / North Salinas HS '17	Economics
62	Will GEORGE	OL	6-4	285	RFr.	Stockton, Calif. / Lincoln HS '17	Economics
63	Ari SALLUS	OL	6-2	270	Fr.	Pacific Palisades, Calif. / Palisades Charter HS '18	Animal Science
64	Majid FIROOZI	OL	6-4	277	Jr.	Seattle, Wash. / O'Dea HS '15	English
65	Jordan FORD	OL	6-2	270	Fr.	Fair Oaks, Calif. / Del Campo HS '18	Undeclared
66	Mitch McCABE	OL	6-4	230	RFr.	Redwood City, Calif. / St. Francis HS '17	Biological Sciences
67	Malik BANKS	OL	6-4	260	Fr.	Villa Park, Calif. / Villa Park HS '18	Chemistry
68	Alex LONG	LS	6-1	247	Sr.	Redding, Calif. / Shasta College	Economics
69	Josiah SUANI	DL	6-0	329	Fr.	Hayward, Calif. / Hayward HS '18	Undeclared
70	Colton LAMSON	OL	6-6	285	So.	El Dorado Hills, Calif. / Sacramento City College	Sociology
71	De'Andre MORGAN	DL	6-2	280	So.	Concord, Calif. / Concord HS '17	Community and Regional Development
72	Riley GALLANT	OL	6-6	300	Jr.	Portland, Ore. / Central Catholic HS '15	International Agriculture Development
73	Nick AMOAH	OL	6-3	290	RFr.	Davis, Calif. / Davis HS '17	Computer Engineering
74	Connor PETTEK	OL	6-3	300	RFr.	Thousand Oaks, Calif. / Thousand Oaks HS '17	Undeclared
75	Charles HAYS	OL	6-4	305	Jr.	La Quinta, Calif. / La Quinta HS '15	Sociology - Organizational Studies
77	Ramsey HUFFORD	OL	6-3	296	Sr.	Newport Beach, Calif. / Newport Harbor HS '14	Religious Studies
78	Joe ALBRECHT	OL	6-9	310	So.	South Lake Tahoe, Calif. / Cornell	Community and Regional Development
79	Kooper RICHARDSON	OL	6-6	298	So.	Folsom, Calif. / Folsom HS '16	Communication
80	Lance BABB II	WR	6-0	195	Fr.	Montebello, Calif. / Schurr HS '18	Undeclared
81	Gabe MARTINEZ	WR	6-7	240	Jr.	Vallejo, Calif. / Bethel HS '15	Sociology - Organizational Studies
82	Justin KRAFT	WR	5-10	170	Fr.	Lincoln, Calif. / Whitney HS '18	Undeclared
83	Darius LIVINGSTON	WR	5-11	200	So.	Stockton, Calif. / Bear Creek HS '16	Biological Sciences
84	Troy SPENCER	WR	5-9	181	RFr.	Corona, Calif. / Centennial HS '17	Communication
85	Jacob SIPES	WR	6-5	200	Jr.	El Dorado Hills, Calif. / American River College	Managerial Economics
86	Carson CRAWFORD	WR	5-10	165	RFr.	Beaverton, Ore. / Beaverton HS '17	Economics
87	Wes PREECE	TE	6-5	238	Jr.	Rocklin, Calif. / Rocklin HS '16	Managerial Economics
88	Matthew HYMAN	TE	6-5	240	Jr.	Santa Rosa, Calif. / Santa Rosa Junior College	Managerial Economics
89	Robert SIMKINS	WR	6-0	165	Fr.	San Rafael, Calif. / Terra Linda HS '18	Communication
90	Cade PEACOCK	DL	6-3	240	Fr.	Juanita, Wash. / Eastside Catholic HS '18	Communication
91	Nick FEHRENBACH	DL	6-0	253	Jr.	Rancho Santa Margarita, Calif. / Tesoro HS '15	English
93	Luka NIXON	DL	6-5	230	So.	Sherwood, Ore. / Sherwood HS '17	Computer Science and Engineering
94	Jordan FRANKLIN	DL	6-1	285	Jr.	Altadena, Calif. / Cathedral HS '15	Communication
95	Roland OCANSEY	DL	6-4	245	Jr.	Hayward, Calif. / Tennyson HS '15	Communication
96	Hunter O'BRIEN	DL	6-5	280	Sr.	Madera, Calif. / Fresno City College	Sociology
97	Andrew WILSON	DL	6-2	300	So.	Twentynine Palms, Calif. / Twentynine Palms HS '16	History
98	John ALOMA	LS	6-0	205	So.	Moorpark, Calif. / Moorpark College	Human Development
99	Bryce RODGERS	DL	6-3	285	Jr.	East Palo Alto, Calif. / Menlo-Atherton HS '16	Undeclared

### Coaching Staff

Dan HAWKINS - Head Coach - Second Season (UC Davis '84)  
 Mark SPECKMAN - Assistant Head Coach (running backs)  
 Robert TUCKER - Assistant Coach (defensive coordinator)  
 Tim PLOUGH - Assistant Coach (offensive coordinator/quarterbacks)  
 Paul CREIGHTON - Assistant Coach (tight ends, special teams coordinator)  
 Isaiah JACKSON - Assistant Coach (inside linebackers)  
 Jerry BRADY - Assistant Coach (outside linebackers)  
 Cha'pelle BROWN - Assistant Coach (defensive backs)  
 Tim KEANE - Assistant Coach (offensive line)

Brandon HUPPERT - Assistant Coach (defensive line)  
 Cody HAWKINS - Assistant Coach (wide receivers)  
 Sam YOUNG - Offensive Consultant  
 Deontrae COOPER - Offensive Quality Control  
 Evan HICKS - Defensive Quality Control  
 Paul SHELTON - Special Teams Quality Control  
 Timothy ORNELAS - Director of Video Services & Technical Operations  
 Edwin WEATHERSBY II - Director of Player Personnel  
 Wes NURSE - Director of Football Operations



## ALPHABETICAL ROSTER

No.	Name	Pos.	Yr.	No.	Name	Pos.	Yr.
36	Connor AIREY	LB	So.	81	Gabe MARTINEZ	WR	Jr.
78	Joe ALBRECHT	OL	So.	29	Ryan MARTINEZ	RB	Sr.
51	Sione ALIKI	DL	So.	66	Mitch McCABE	OL	RFr.
98	John ALOMA	LS	So.	24	Marqel McCOY	DB	So.
31	Jon AMADI	DB	RFr.	49	Pat MILLER	LB	So.
73	Nick AMOAH	OL	RFr.	13	Namane MODISE	RB	Sr.
8	Nas ANESI	LB	Jr.	34	Mason MOE	LB	Sr.
80	Lance BABB II	WR	Fr.	17	Logan MONTGOMERY	WR	So.
67	Malik BANKS	OL	Fr.	71	De'Andre MORGAN	DL	So.
6	Anthony BAUMGART	LB	Sr.	93	Luka NIXON	DL	So.
33	Quincy BENNETT	LB	Jr.	96	Hunter O'BRIEN	DL	Sr.
38	Matt BLAIR	K/P	Jr.	34	Garren O'KEEFE	TE	Fr.
55	Montell BLAND	LB	RFr.	43	Max O'ROURKE	K/P	Jr.
14	Daliceo CALLOWAY	WR	Sr.	95	Roland OCANSEY	DL	Jr.
57	Terrell CLOUD	DL	Sr.	5	Isiah OLAVE	DB	Sr.
86	Carson CRAWFORD	WR	RFr.	25	Sam PANENO	Retired in 2000	
3	Keelan DOSS	WR	Sr.	28	Ryan PARENTEAU	DB	Sr.
16	Erron DUNCAN	DB	So.	60	Jake PARKS	OL	Fr.
53	Nick EATON	LB	Fr.	90	Cade PEACOCK	DL	Fr.
36	Trevor FACEY	RB	Fr.	18	Evan PERKINS	DB	RFr.
6	Gunnor FAULK	QB	Fr.	23	Jordan PERRYMAN	DB	RFr.
91	Nick FEHRENBACH	DL	Jr.	74	Connor PETTEK	OL	RFr.
64	Majid FIROOZI	OL	Jr.	20	Justin POERIO	WR	Fr.
45	Eric FLOWERS	LB	Jr.	87	Wes PREECE	TE	Jr.
65	Jordan FORD	OL	Fr.	79	Kooper RICHARDSON	OL	So.
94	Jordan FRANKLIN	DL	Jr.	99	Bryce RODGERS	DL	Jr.
13	Da'Von FRAZIER	DB	Fr.	11	Hunter RODRIGUES	QB	So.
50	Jason GALLAGHER	LB	Fr.	15	Tyler SAIKHON	DB	Fr.
72	Riley GALLANT	OL	Jr.	63	Ari SALLUS	OL	Fr.
4	Tiger GARCIA	DB	Jr.	59	Terrell SAYLES	LB	So.
62	Will GEORGE	OL	RFr.	42	Jack SHIPPY	DB	Fr.
40	Ulonzo GILLIAM	RB	RFr.	89	Robert SIMKINS	WR	Fr.
2	Jared HARRELL	WR	So.	85	Jacob SIPES	WR	Jr.
19	Niko HARRIS	QB	RFr.	44	Christian SKEPTARIS	TE	So.
75	Charles HAYS	OL	Jr.	8	C.J. SPENCER	QB	Sr.
30	Ethan HICKS	RB	Sr.	84	Troy SPENCER	WR	RFr.
77	Ramsey HUFFORD	OL	Sr.	69	Josiah SUANI	DL	Fr.
52	Logan HUNGRIGE	LB	RFr.	1	Isaiah THOMAS	DB	So.
61	Fabian HUNKIN	DL	RFr.	41	Tehran THOMAS	RB	So.
88	Matthew HYMAN	TE	Jr.	47	Cam TRIMBLE	LB	RFr.
48	Brandon JAMISON	LB	Jr.	9	Khri VAUGHN	WR	So.
26	Josh JANUSKA	DB	Jr.	14	Chris VENABLE	DB	Fr.
27	Elias JBEILY	WR	Jr.	37	Daniel WHELAN	K/P	So.
12	Brock JOHNSON	QB	So.	10	Jaylin WHITE	DB	So.
21	Devon KING	DB	RFr.	20	Vincent WHITE	DB	Sr.
22	Amir KNOX	DB	RFr.	97	Andrew WILSON	DL	So.
82	Justin KRAFT	WR	Fr.				
70	Colton LAMSON	OL	So.				
32	Mitchell LAYTON	RB	Jr.				
7	Brandyn LEE	DB	Jr.				
35	Khanii LESANE	LB	So.				
83	Darius LIVINGSTON	WR	So.				
68	Alex LONG	LS	Sr.				
15	Jake MAIER	QB	Jr.				
56	Will MARTIN	OL	Sr.				

## PRONUNCIATIONS

SIONE ALIKI	"c-OH-nay uh-LEE-kee"
Josh JANUSKA	"jah-NOO-ska"
Jon AMADI	"UH-mah-d"
Elias JBEILY	"juh-BAY-lee"
Nick AMOAH	"uh-MO-uh"
KHANII LESANE	"KAH-knee leh-SAH-nay"
NAS ANESI	"NAHZ uh-NESS-e"
Jake MAIER	"Mayor"
MALIK Banks	"MUH-leek"
NAMANE MODISE	"Nuh-MAWN-e MO-d-say"
DALICEO Calloway	"Duh-LEE-c-o"
Mason MOE	"rhymes with boy"
TERRELL Cloud	"TUH-rell"
Roland OCANSEY	"o-CAN-see"
Nick FEHRENBACH	"FAIR-en-bock"
ISIAH OLAVE	"Eye-say-uh oh-LAH-vay"
MAJID FIROOZI	"mah-ZHEED fuh-ROO-z"
Ryan PARENTEAU	"parent-o"
Riley GALLANT	"Guh-lawnt"
TERRELL SAYLES	"TUH-rell"
TIGER Garcia	"TEE-gur"
Tyler SAIKHON	"SIGH-kawn"
ULONZO GILLIAM	"You-LAWN-zo GILL-e-um"
ISAIAH Thomas	"Eye-say-uh"
Jared HARRELL	"HUH-rell"
TEHRAN Thomas	"Tuh-ron"

## MEDIA SERVICES

## WEEKLY/POSTGAME INTERVIEWS

UC Davis Head Football Coach Dan Hawkins and student-athletes are available for interviews in person or by telephone throughout the season. All interviews must be coordinated with Athletics Communications contact Eric Bankston and requested 24 hours in advance.

Postgame interviews with Coach Hawkins and student-athletes will take place in the Bruce Edwards Room following each home game. Please share interview requests with Eric Bankston since the locker room is not open before or after each game.

## CREDENTIAL REQUESTS

Press seating inside Aggie Stadium is available solely for the use of credentialed media, please submit your request to Eric Bankston at least 24 hours before kickoff; credential requests do not automatically guarantee entrance. Media can pick up their credential by showing a valid ID at the stadium's West Game entrance.

**Football Contact : Eric Bankston**

**Office Phone: (530) 752-3505**

**Cell Phone: (714) 705-3742**

**E-Mail Address: elbankston@ucdavis.edu**

## DEPTH CHART - UC DAVIS

## Offense

<b>WR</b>	2	Jared HARRELL	6-2	200	So.	Human Dev.
or	83	Darius LIVINGSTON	5-11	200	So.	Bio. Sciences
<b>LT</b>	73	Nick AMOAH	6-3	290	RFr.	Computer Eng.
or	70	Colton LAMSON	6-6	285	So.	Sociology
<b>LG</b>	75	Charles HAYS	6-4	305	Jr.	Sociology
or	77	Ramsey HUFFORD	6-3	296	Sr.	Religious Studies
<b>C</b>	74	Connor PETTEK	6-3	300	RFr.	Undeclared
or	56	Will MARTIN	6-3	290	Sr.	Sociology
<b>RG</b>	56	Will MARTIN	6-3	290	Sr.	Sociology
or	60	Jake PARKS	6-3	290	Fr.	NPB
<b>RT</b>	72	Riley GALLANT	6-6	300	Jr.	Int. Ag Develop.
or	79	Kooper RICHARDSON	6-6	298	So.	Communication
<b>TE</b>	87	Wesley PREECE	6-5	238	Jr.	Man. Econ.
or	44	Christian SKEPTARIS	6-2	235	So.	Clinical Nutrition
<b>QB</b>	12	Brock JOHNSON	6-2	200	So.	Undeclared
or	15	Jake MAIER	6-0	200	Jr.	Communication
or	8	C.J. SPENCER	6-2	205	Sr.	Biochem. & Mol. Bio.
<b>RB</b>	40	Ulonzo GILLIAM	5-9	185	RFr.	Biochem. & Mol. Bio.
or	29	Ryan MARTINEZ	5-10	194	Sr.	NPB
or	13	Namane MODISE	5-9	180	Jr.	Man. Econ.
or	41	Tehran THOMAS	5-11	215	So.	Sociology
<b>WR</b>	3	Keelan DOSS	6-3	209	Sr.	Sociology
or	27	Elias JBEILY	5-11	190	So.	Biomedical Eng.
<b>WR</b>	14	Daliceo CALLOWAY	6-0	200	Sr.	Human Dev.
or	9	Khris VAUGHN	6-1	186	So.	Sociology

## Coaching Staff - On the Field

Dan HAWKINS, Head Coach (Second Season, UC Davis '84)  
 Tim PLOUGH, Offensive Coordinator/Quarterbacks  
 Robert TUCKER, Defensive Coordinator  
 Paul CREIGHTON, Special Teams Coordinator/Tight Ends  
 Cha'pelle BROWN, Defensive Backs  
 Tim KEANE, Offensive Line  
 Cody HAWKINS, Wide Receivers  
 Jerry BRADY, Outside Linebackers  
 Isaiah JACKSON, Inside Linebackers

## Coaching Staff - In the Booth

Mark SPECKMAN, Assistant Head Coach/Running Backs  
 Brandon HUPPERT, Defensive Line  
 Sam YOUNG, Offensive Consultant  
 Deontrae COOPER, Offensive Quality Control  
 Evan HICKS, Defensive Quality Control  
 Paul SHELTON, Special Teams Quality Control  
 Edwin WEATHERSBY II, Director of Player Personnel

## Defense

<b>LE</b>	95	Roland OCANSEY	6-4	2345	Jr.	Communication
or	99	Bryce RODGERS	6-3	285	Jr.	Undeclared
<b>NT</b>	57	Terrell CLOUD	6-0	280	Sr.	African & Amer. Studies
or	94	Jordan FRANKLIN	6-1	285	Jr.	Communication
<b>DE</b>	48	Brandon JAMISON	6-3	238	Jr.	Man. Econ.
or	93	Luca NIXON	6-5	230	RFr.	Comp. Sci. & Eng.
<b>LB</b>	6	Anthony BAUMGART	6-1	240	Sr.	Amer. Studies
or	95	Roland OCANSEY	6-4	2345	Jr.	Communication
<b>LB</b>	34	Mason MOE	6-0	210	Sr.	Amer. Studies
or	28	Ryan PARENTEAU	6-2	223	Sr.	Aerospace Sci. & Eng.
<b>LB</b>	55	Montell BLAND	5-11	205	RFr.	Undeclared
or	45	Eric FLOWERS	6-1	215	Jr.	Human Dev.
<b>LB</b>	11	Nas ANESI	6-1	230	Jr.	Sociology
or	33	Quincy BENNETT	6-1	240	Jr.	African & Amer. Studies
<b>CB</b>	39	Tiger GARCIA	6-3	184	Jr.	Man. Econ.
or	5	Isiah OLAVE	5-10	190	Sr.	Psychology
<b>CB</b>	21	Devon KING	5-10	165	RFr.	Human Dev.
or	10	Jaylin WHITE	5-10	158	So.	Economics
<b>S</b>	23	Jordan PERRYMAN	6-0	191	RFr.	Bio. Sciences
or	20	Vincent WHITE	6-0	187	Sr.	Psychology
<b>S</b>	16	Erron DUNCAN	5-9	200	So.	NPB
or	26	Josh JANUSKA	5-9	179	Jr.	Man. Econ.

## Special Teams

<b>K/P</b>	38	Matt BLAIR	6-1	200	Jr.	Man. Econ.
or	43	Max O'ROURKE	6-1	178	Jr.	Communication
or	37	Daniel WHELAN	6-5	215	So.	Landscape Arch.
<b>LS</b>	98	John ALOMA	6-0	205	So.	Human Dev.
or	68	Alex LONG	6-1	247	Sr.	Economics
<b>H</b>	86	Carson CRAWFORD	5-10	165	Sr.	Economics
or	12	Brock JOHNSON	6-2	200	So.	Undeclareds
<b>K/PR</b>	13	Namane MODISE	5-9	180	Jr.	Man. Econ.
or	1	Isaiah THOMAS	5-10	187	So.	Undeclared
or	20	Vincent WHITE	6-8	187	Sr.	Psychology

## Team Captains

8	LB	Nas ANESI	6-1	230	Jr.	Sociology
3	WR	Keelan DOSS	6-3	209	Sr.	Sociology
15	QB	Jake MAIER	6-0	200	Jr.	Communication



## DEPTH CHART - MONTANA

**OFFENSE**  
(MULTIPLE)**QUARTERBACK**

- 11 Dalton Sneed, 6-1, 207, R-Jr.  
2 Cam Humphrey, 6-2, 192, R-So.

**WIDE RECEIVER (X)**

- 82 Samori Toure, 6-3, 193, R-So.  
80 Mitch Roberts, 6-1, 191, R-Fr.

**WIDE RECEIVER (Z)**

- 18 Samuel Akem, 6-4, 196, R-So.  
6 Keenan Curran, 6-2, 200, Sr.

**WIDE RECEIVER (F)**

- 16 Jerry Louie-McGee, 5-9, 180, R-Jr.  
7 Gabe Sulser, 5-9, 161, Fr.

**TIGHT END**

- 88 Colin Bingham, 6-3, 245, R-Jr.  
87 Bryson Deming, 6-4, 245, R-Fr.

**TAILBACK**

- 25 Adam Eastwood, 6-1, 215, R-Fr.  
8 Jeremy Calhoun, 6-0, 210, Sr.

**LEFT TACKLE**

- 78 Conlan Beaver, 6-5, 295, R-So.  
75 Sean Anderson, 6-7, 318, Fr.

**LEFT GUARD**

- 74 Angel Villanueva, 6-5, 324, R-Jr.  
51 Cole Sain, 6-4, 277, Fr.

**CENTER**

- 62 Dylan Eickmeyer, 6-4, 301, R-So.  
50 Cody Meyer, 6-3, 282, R-Jr.

**RIGHT GUARD**

- 66 Cy Sirmon, 6-3, 272, R-Jr.  
70 Skyler Martin, 6-5, 272, R-Fr.

**RIGHT TACKLE**

- 76 Colton Keintz, 6-8, 287, R-Fr.  
71 Payton Stoner, 6-6, 282, R-Fr.

**DEFENSE**  
(MULTIPLE)**LINEBACKER**

- 33 Dante Olson, 6-3, 237, R-Jr.  
56 Marcus Welnel, 6-0, 220, R-Fr.

**LINEBACKER**

- 42 Josh Buss, 6-2, 220, R-Sr.  
34 Jace Lewis, 6-1, 230, R-So.

**DEFENSIVE END**

- 97 RJ Nelson, 6-4, 231, R-Fr. -OR-  
46 Jed Nagler, 6-4, 230, R-So.

**DEFENSIVE END**

- 99 Reggie Tilleman, 6-4, 265, R-Sr.  
44 Randy Rodriguez, 6-3, 250, R-So.

**DEFENSIVE TACKLE**

- 37 Jesse Sims, 6-4, 270, R-Jr.  
93 Braydon Deming, 6-4, 252, R-Fr.

**DEFENSIVE TACKLE**

- 96 David Shaw, 6-5, 290, Sr.  
91 Eli Alford, 6-1, 285, Fr.

**NICKEL/SAM**

- 13 Josh Sandry, 6-1, 210, R-Jr.  
14 Michael McGinnis, 6-3, 205, R-Fr.

**CORNERBACK**

- 3 Justin Calhoun, 5-10, 176, R-Jr.  
23 Josh Egbo, 6-2, 195, R-So.

**CORNERBACK**

- 7 Dareon Nash, 6-2, 190, R-So.  
8 Lewis Cowans, 6-1, 195, R-So.

**SAFETY**

- 17 Robby Hauck, 5-10, 179, R-Fr.  
30 Evan Epperly, 5-10, 197, R-Sr.

**SAFETY**

- 10 Reid Miller, 5-10, 208, Sr.  
2 Gavin Robertson, 6-1, 222, R-So.

**SPECIALISTS****PUNTER**

- 35 Eric Williams, 6-0, 188, Sr.  
61 Adam Wilson, 6-0, 181, Jr.

**PLACEKICKER**

- 89 Tim Semenza, 5-7, 150, R-Jr.  
61 Adam Wilson, 6-0, 181, Jr.

**KICKOFFS**

- 61 Adam Wilson, 6-0, 181, Jr.  
35 Eric Williams, 6-0, 188, Sr.

**HOLDER**

- 10 Reid Miller, 5-10, 208, Sr.

**SNAPPER**

- 49 Matthew O'Donoghue, 6-1, 255, R-So.  
38 Caleb Mitchell, 6-1, 187, R-So.

**PUNT RETURN**

- 16 Jerry Louie-McGee, 5-9, 180, R-Jr.  
3 Justin Calhoun, 5-10, 176, R-Jr.

**KICKOFF RETURN**

- 3 Justin Calhoun, 5-10, 176, R-Jr.  
19 Malik Flowers, 6-2, 195, R-Fr.

**PRONUNCIATION**

- 18 Samuel Akem: Ah-KEM  
17 Robby Hauck: HOW-k  
31 Trase Le Texier: Leh-TEX-ee-AIR  
45 Vika Fa'atuiese: FA-AH-tooee-essay  
82 Samori Toure: Sa-MOR-ee TOO-rey  
29 Nick Fouch: FOWCH (like couch)  
4 Nash Fouch: FOWCH (like couch)  
98 Esai Longoria: EE-sigh  
76 Colton Keintz: Keye-nts

**COACHES:**

Bobby Hauck: HOW-k  
Brent Pease: PEAS  
Timm Rosenbach: ROSE-en-BAW  
Chad Germer: JUR-mur  
Shann Schillinger: SHILL-in-ger  
Jace Schillinger: Jayse SHILL-in-ger



## HEAD COACH DAN HAWKINS



### DAN HAWKINS

Second Season  
UC Davis '84

@CoachHawkinsUCD

### HAWKINS AT A GLANCE

#### EDUCATION

M.A., Educational Administration, Saint Mary's (Calif.) College (1993)  
B.A., Physical Education, UC Davis (1984)

#### PREVIOUS HEAD COACHING EXPERIENCE

Colorado, 2006-11  
Boise State, 2001-06  
Willamette, 1993-98

Career Record: 116-68-1 (.630)/16 seasons

He took his family on vacation to Machu Picchu in Peru. He taught science, jumped out of airplanes, and coached football in 13 different countries. For Dan Hawkins, who was introduced on November 28, 2016, those aren't simply items to cross off a bucket list, they have been opportunities to learn. It's that thirst for learning and application of that knowledge that brought Hawkins, a 1984 UC Davis alumnus who played and coached with legendary head coach Jim Sochor, back to his alma mater.

By incorporating the program's core principles of uncommon engineering, quality balance of life and excellence with class, the Aggies thrived both on and off the field, and built the foundation for the program's #AGScension.

During Hawkins' first year at UC Davis, his team set 46 new Big Sky era records, faced more ranked teams (or teams receiving votes) since joining the league, won five games against Division I competition — matching the combined total from the previous three seasons — and collected five Big Sky Player of the Week awards, matching the total from the last four years combined.

For the first time in program history, UC Davis also ended the season as the league's No. 1 offense and, under Hawkins' tutelage, earned 10 All-Big Sky awards, including two of the league's top honors: Offensive Player of the Year (Keelan Doss) and Newcomer of the Year (Jake Maier).

By finishing the regular season as the best wide receiver in the nation — no player at the FBS or FCS levels held higher total receiving yards (1,499), receiving yards per game (136.3) or receptions per game (10.5) averages — Doss became the first Aggie national finalist for the Walter Payton Award, presented to the FCS' top offensive player in the country.

In addition to its on-field success, UC Davis football posted the highest APR — a team-based metric that holds institutions accountable for the academic progress of their student-athletes — of any Big Sky program for the fifth straight year when the NCAA released its annual report.

Football student-athletes also enjoy a unique opportunity as part of Hawkins' program, one rarely presented by any program, at any level across the nation. By shifting his off-season workouts to the winter quarter, student-athletes are now able to study abroad, participate in an internship, volunteer or organize community service projects during the spring quarter and summer months.

By enabling his players to enjoy the same opportunities provided to the student body, Hawkins has successfully created a culture focused on providing a well-rounded college experience at the sixth-ranked public school in the nation, while competing at the highest level of college athletics.

Hawkins, who also served as a college football studio analyst at ESPN in recent seasons, brings a unique depth of experience and innovative offensive approach back to his alma mater. During his career, Hawkins built Boise State to elite status on the college football landscape and coached in the Big XII at the University of Colorado.


"We are very excited to welcome Dan Hawkins back to UC Davis to lead an exciting new era of football at his alma mater. Dan is a highly experienced head football coach who possesses in-depth expertise about what it takes to be successful in the modern era of Division I college football," said Blue.

Hawkins, the 17th head coach in the program's history, is married to the former Misti Rae Ann Hokanson.

## Head Coach Dan Hawkins

- Played fullback for legendary UC Davis head coach Jim Sochor from 1981-82
- Member of the 1982 football team that advanced to the NCAA Division II Championship after winning the 12th of 20 consecutive conference titles
- First-generation college student
- Served as an assistant coach for his mentor, Sochor, from 1983-85
- Graduated from UC Davis in 1985 with a bachelor's degree in physical education
- Earned a master's degree in educational administration from Saint Mary's (Calif.) College in 1993
- First college head coaching opportunity took place at Willamette University
- That football program, one that enjoyed just three winning seasons in the eight prior to Hawkins' arrival, posted a combined 39-12-1 mark during his tenure (1993-97)
- Included in that winning overall record is a pair of 5-0 conference records, a 13-1 overall record and NAIA national runner-up finish in 1997
- Turned Boise State into a perennial national power as its head coach from 2001-05
- During the Hawkins era, the Broncos posted a 56-11 overall record, which included a 37-3 record and 31-game win streak in the Western Athletic Conference
- Boise State led the country in scoring (45.6) and total offense (501.5) in 2002
- Hawkins coached 20 All-WAC first-team selections, three All-Americans, and 10 players that played in the NFL
- Coach Hawkins led the Broncos to four WAC titles, collected Coach of the Year honors in 2002 and '04, and ended the 2004 season as a finalist for the Paul "Bear" Bryant College Football Coach of the Year Award
- Took over a rebuilding Colorado (2006-10) program and gained invaluable experience during his tenure with the Big XII Conference
- Remained within the collegiate ranks after Colorado and served as a studio analyst at ESPN before returning to UC Davis
- Also coached at Christian Brothers High School (1986-87) in Sacramento, College of the Siskiyous (1988-91) and Sonoma State (1992)
- Led the U.S. National Football Team to a gold medal at the 2015 IFAF World Championship

## SUPPORT STAFF



**Sam Young**  
Offensive  
Consultant



**Deontrae Cooper**  
Offensive  
Quality Control  
@D\_CoOp



**Evan Hicks**  
Defensive  
Quality Control  
@TheCoachHicks5



**Paul Shelton**  
Special Teams  
Quality Control  
@ucdpaulshelton



**Tim Ornelas**  
Director of  
Video Services  
@tornelasVC



**Edwin Weathersby II**  
Director of  
Player Personnel  
@WeathersbyUCD




**Jeremiah Ray, MD**  
Head  
Team Physician



**Chris Litt**  
Head  
Football Trainer



**Matt Davey**  
Assistant  
Football Trainer



**Jeff Bourque**  
Head  
Strength Coach  
@CoachBourque23



**Robert Jones**  
Head  
Equipment Manager



**Thomas Arguello**  
Assistant  
Equipment Manager

## COACHING STAFF

NOTE: Scan QR code for full bio



### MARK SPECKMAN

Assistant Head Coach - Running Backs  
Second Season  
Azusa Pacific '77

@MarkSpeckman



### ROBERT TUCKER

Assistant Coach - Defensive Coordinator  
Second Season  
Willamette University '97

@CoachTuckUCD



### TIM PLOUGH

Assistant Coach - Offensive Coordinator  
Seventh Season  
UC Davis '08

@VintagePlough



### ISAIAH JACKSON

Assistant Coach - Inside Linebackers  
Second Season  
University of Sioux Falls '10

@CoachiJACK



### JERRY BRADY

Assistant Coach - Outside Linebackers  
Second Season  
University of Sioux Falls '14

@CoachJerryBrady



### CHA'PELLE BROWN

Assistant Coach - Defensive Backs  
Second Season  
Colorado '10

@ChapelleBrown5



### PAUL CREIGHTON

Assistant Coach - Tight Ends/Special Teams  
Fifth Season  
Colorado '06

@Creightp



### TIM KEANE

Assistant Coach - Offensive Line  
Sixth Season  
UC Davis '06



### BRANDON HUPPERT

Assistant Coach - Defensive Line  
Second Season  
Washington '11

@AggieCoachHupp



### CODY HAWKINS

Assistant Coach - Wide Receivers  
Second Season  
Colorado '10

@CodyHawkins





## BIG SKY CONFERENCE FOOTBALL

	Conference					Overall					
	W	L	Pct	Home	Away	W	L	Pct	Home	Away	Streak
<b>UC DAVIS</b>	<b>4</b>	<b>0</b>	<b>1.000</b>	<b>2-0</b>	<b>2-0</b>	<b>6</b>	<b>1</b>	<b>.857</b>	<b>3-0</b>	<b>3-1</b>	<b>W4</b>
Eastern Washington	3	1	.750	2-0	1-1	5	2	.714	3-0	2-2	L1
Weber State	3	1	.750	3-0	0-1	5	2	.714	4-0	1-2	W2
Idaho State	3	1	.750	2-0	1-1	4	3	.571	3-0	1-3	L2
Montana	2	2	.500	1-1	1-1	4	3	.571	3-1	1-2	L2
Montana State	2	2	.500	1-1	1-1	4	3	.571	3-1	1-2	L1
Portland State	2	2	.500	1-1	1-1	3	4	.429	2-1	1-3	W2
Northern Arizona	2	2	.500	2-0	0-2	3	4	.429	2-1	1-3	L1
Idaho	2	3	.400	2-0	0-3	3	4	.429	3-0	0-4	W1
Cal Poly	1	3	.250	0-2	1-1	2	5	.289	1-3	1-2	L1
Southern Utah	1	3	.250	1-0	0-2	1	6	.143	1-1	0-5	L1
Northern Colorado	1	4	.200	1-2	0-2	1	7	.125	1-4	0-3	W1
Sacramento State	0	4	.000	0-3	0-1	2	5	.286	1-3	1-2	L4

## ROOT SPORTS PLAYERS OF THE WEEK

	Offense	Defense	Special Teams
<b>Sept. 3</b>	<b>Ulonzo Gilliam, UC Davis</b>	Dante Olson, Montana	Tristan Bailey, Montana State
<b>Sept. 10</b>	Gage Gubrud, Eastern Washington	Dante Olson, Montana	<b>Daniel Whelan, UC Davis</b>
<b>Sept. 17</b>	Joe Protheroe, Cal Poly	Landon Stice, Weber State	Owen Hoolihan, Sacramento State
<b>Sept. 24</b>	Dalton Sneed, Montana	Kody Graves, Idaho State	Rashid Shaheed, Weber State
<b>Oct. 1</b>	James Madison, Idaho State	Dante Olson, Montana	Roldan Alcobendas, Eastern Washington
<b>Oct. 8</b>	Tanner Gueller, Idaho State	Jalen Goss, Northern Arizona	Cody Williams, Portland State
<b>Oct. 15</b>	<b>Jake Maier, UC Davis</b>	Jawain Harrison, Weber State	Roldan Alcobendas, Eastern Washington
<b>Oct. 22</b>	Michael Dean, Idaho State	Luke Nelson, Northern Colorado	Cade Coffey, Idaho
<b>Oct. 29</b>			
<b>Nov. 5</b>			
<b>Nov. 12</b>			
<b>Nov. 19</b>			
<b>Nov. 26</b>			

## BIG SKY SCHEDULE

**This Week's Games**  
 Idaho at Eastern Washington (12:05 p.m.)  
 Weber State at North Dakota (12:05 p.m.)  
 UC Davis at Montana (1:05 p.m.)  
 Montana State at Idaho State (2:35 p.m.)  
 Cal Poly at Northern Arizona (3:05 p.m.)  
 Northern Colorado at Southern Utah (5:05 p.m.)  
 Portland State at Sacramento State (6:05 p.m.)

**This Week's Top 25 Big Sky Teams**  
 No. 4/5 Weber State  
 No. 5/4 Eastern Washington  
 No. 6/13 UC Davis

Rankings are listed as STATS FCS media/AFCA Coaches polls  
 Teams with one ranking are the same in each poll

## NOTE: All times Pacific



**THIS IS UC DAVIS**

**2017-18 HIGHLIGHTS — UC DAVIS ATHLETICS**

- Men's basketball won its third Big West championship in the last four seasons and competed in the postseason for the third time in the same timespan when it faced Utah in the National Invitation Tournament
- Women's basketball's also won a Big West championship and advanced to the Women's NIT Elite Eight
- Men's water polo its second consecutive league title to earn its second straight, and sixth all-time NCAA Tournament appearance
- Women's beach volleyball and equestrian are Athletics' newest programs, and will compete for the first time during the 2018-19 season
- UC Davis Athletics signed a new multi-year partnership with adidas, one of the most comprehensive among all FCS schools in the nation
- Then-junior track and field standout Erinn Beattie finished T2nd in the high jump at the 2018 NCAA Track and Field Championships, the highest individual finish by any Aggie, in any sport, since wrestler Derek Moore's 2007 national championship

**DID YOU KNOW?**

- With more than 7,500 undergraduate and graduate students earning degrees at last spring's commencements, UC Davis now has more than 250,000 living alumni
- UC Davis, is a public research university located in Davis, California, 15 minutes west of Sacramento. The campus covers 7,309 acres, making it the largest within the 10-campus University of California system. Classified as a Public Ivy, a publicly funded university considered as providing a quality of education comparable to those of the Ivy League, the university offers over 100 undergraduate majors

**REMEMBER YOUR ROOTS**

- Short courses were first offered in 1908 and UC, Davis opened its doors as the "University Farm" to 40 degree students (all male from UC Berkeley), who participated in the school's first three-year program that commenced in January 1909

**SHE'S AN AGGIE? HE IS TOO?**

- A list of well-known UC Davis athletics alums includes:
  - Dan Hawkins, former head football coach at Boise State, Colorado, and Canadian Football League's Montreal Alouettes
  - Chris Petersen, head football coach at Washington
  - Urijah Faber, wrestler; professional Mixed Martial Artist, and member of the UFC Hall of Fame
  - Mike Bellotti, former head football coach at Oregon and current college football analyst at ESPN and ABC
  - Ken O'Brien, 11-year quarterback for the New York Jets and Philadelphia Eagles
  - J.T. O'Sullivan, quarterback for the Cincinnati Bengals and San Francisco 49ers
  - Rolf Benirschke, Pro Bowl and All-Pro placekicker for the San Diego Chargers
  - Colton Schmidt, punter for the Buffalo Bills
  - Daniel Descalso, infielder (and World Series champion) as a member of the St. Louis Cardinals; now plays for the Arizona Diamondbacks
  - Scott Weltz 2012 Olympic finalists in 200 breaststroke, winner of 2012 USA Olympic trials in 200 breast with a meet record
  - Quincy Amarikwa, MLS player for the San Jose Earthquakes
  - Kim Conley, long distance runner that qualified for the 2012 and 2016 Olympics
  - Mark Grieb, former quarterback for the San Jose SaberCats
  - Dr. Daryl Gross, former director of athletics at Syracuse University and current executive director for intercollegiate athletics at Cal State LA

**• Other prominent Aggies include:**

- John Watson, chairman and chief executive officer of Chevron Corporation from 2010 until his retirement in 2018
- Tani Cantil-Sakauye, Chief Justice of California and the first Asian-American to lead the state's judiciary
- Howard Beck, sports journalist
- Amy Gutierrez, aka Amy G, sports journalist and sideline reporter for Comcast SportsNet Bay Area (San Francisco Giants)
- Tracy Caldwell Dyson, American chemist and NASA astronaut was a Mission Specialist on Space Shuttle Endeavour flight STS-118 in Aug. 2007, part of the Expedition 24 crew on the International Space Station from April 4-Sept. 25, 2010 and completed three spacewalks
- Dr. Stephen K. Robinson, retired from NASA after 36 years of distinguished service, which included numerous honors, four shuttle missions, three spacewalks and extensive expertise in spacecraft systems and space robotics
- Josh Davis, aka DJ Shadow
- Anna Escobedo Cabral, Treasurer of the United States (2005-09)
- John Harris, owner of Harris Ranch in the Central Valley
- Jeffrey Katz, former CEO of Leapfrog Enterprises, and Orbitz
- Tony Miller, former California Secretary of State
- Jackie Speier, U.S. Representative, California 14th Congressional District
- Ann Veneman, former head of U.S. Department of Agriculture and Executive Director of UNICEF
- Hasan Minhaj, stand-up comedian
- Martin Yan, Chef - host of the award-winning TV show, Yan Can Cook



## THE AGGIE EVO SYSTEM

**UC Davis student-athletes will understand how the real world works and possess the skills to navigate it. They will launch into a great job or graduate school opportunity without unwanted delay.**

*“We are uncommonly committed to preparing student-athletes for successful lives after graduation. Our approach is based on the science of human development. You will not find another school more dedicated to helping you be positioned for a great job or grad school opportunity after sports end, whenever that may be.”*

**- UC Davis Director of Athletics Kevin Blue**

It is this uncommon commitment towards student-athletes that led to the creation of the Aggie EVO System, a multi-faceted student-athlete outcomes program focused on preparing young men and women for a successful launch after graduating from the sixth-ranked public school in the nation.

We define launch as moving beyond graduation into a meaningful professional path that builds on the college experience, sets a graduate on a path of financial and social well-being and effectively replaces the sport as the primary piece of their identity.

The Aggie EVO System (“EVO” is shorthand for a student-athlete’s “evolution” during college) is an important part of the student-athlete experience at UC Davis – just like weights and conditioning, attending class or getting athletic medicine treatment. This unprecedented program was designed to focus on four key elements to help UC Davis student-athletes prepare for future success by helping them better “know and navigate the World of Work”:

- **SKILLS** that employers want and will make student-athletes even more effective in their sports: self awareness, emotional intelligence, social/cultural competence and leadership.
- **KNOWLEDGE** of what careers and paths are out there (we call this the “World of Work”), what fits one’s interests and abilities, who in our gigantic network can advise and guide them and each individual can navigate a path to get there.
- **OPPORTUNITIES** to enjoy internships, jobs and other learning opportunities through a powerful network of Aggie alums. Student-athletes hear from and meet alums in a wide variety of fields, attend recruiting events and visit members of the EVO Pro network at companies in San Francisco, Silicon Valley, and Sacramento.
- **TOOLS** that student-athletes need to secure these opportunities. We require a few more basic tools or updates each year they are on campus. This includes resumes and cover letters, LinkedIn profiles, interviewing skills, business cards, professional headshots, and anything else that helps student-athletes prepare for a more successful launch.



### WHAT things & stuff do student-athletes *have* to do?

	FIRST YEAR	SECOND YEAR	THIRD YEAR	FOURTH YEAR
<b>SKILLS</b>	Self - Awareness: Who are you? DiSC Profile	Emotional Intelligence: How are you? EQ-i Assessment		
<b>KNOWLEDGE</b>	• WoW Test • Attend Spring Student-Athlete Career Fair	• Strengths/O*Net assessment • Set up Aggie Job Link acct • 1 informational interview • Attend Spring Student-Athlete Career Fair	• 3 informational interviews • Attend a Career Fair	• 5 informational interviews • WoW Knowledge Test • Attend a Career Fair • Share your launch story w/coach & advisor
<b>OPPORTUNITIES</b>	<div>                     Experiential Learning Opportunities: Job, internship, volunteer, club leadership, research, projects, ICA internships, shadowing                 </div>			
	Optional	ELO #1	ELO #2	ELO #3
<b>TOOLS</b>	• resume • video story (:30)	• resume update • video story (1:00) • LinkedIn Profile (50+ xns)	• resume update • video story (1:30) • LinkedIn Profile (100+ xns)	• resume update • video story (2:00) • LinkedIn Profile (200+ xns)

#### HOW DO I DO IT

• Set up a coaching session with Student-Athlete Outcomes Advisor or Mike **OR** Sign up for AMS 95 **OR** Have coaching staff set up a clinic for team **OR** Visit the ICC **OR** Seek mentors on team or alums

#### WHEN DO I DO IT

All requirements must be done by the Monday before classes start of the next academic year

#### WHERE DO I SHOW IT

Check your ARMS EVO Dashboard and make sure you record stuff when you get it done - your Advisor and coaches will check!

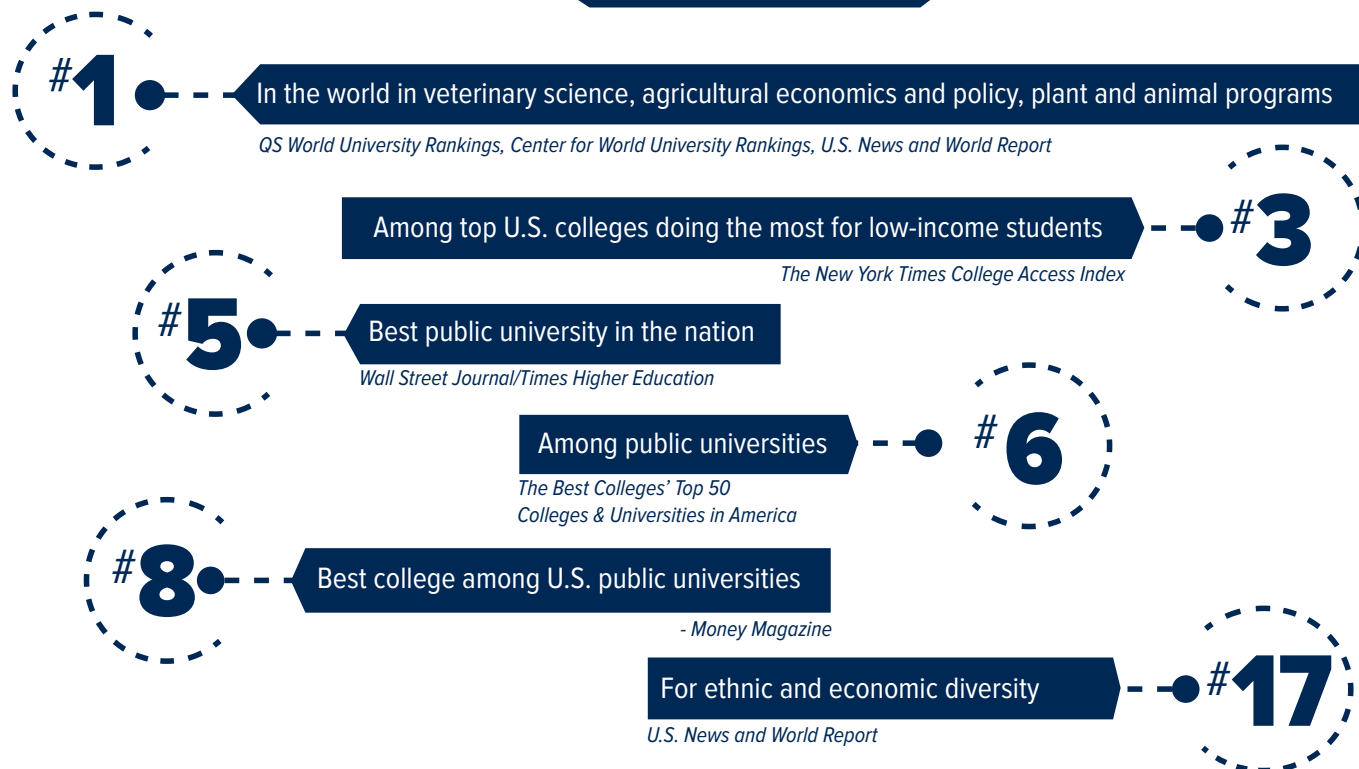
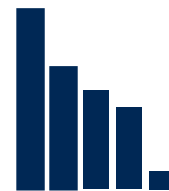
#### IS THERE MORE STUFF

Of course! Attend an EVO Road Trip to learn more about the WoW, pay attention when your team brings in WoW educators, do more informational interviews, research and Google EVERYTHING

UC DAVIS IS THE IDEAL COMBINATION OF  
DIVISION I ATHLETICS, ELITE ACADEMICS AND PERSONAL GROWTH

U C D A V I S S T A T S

# HOW WE RANK



**UC Davis is one of 15 public four-year colleges with high graduation rates leading to high incomes.**

*- College Scorecard, U.S. Department of Education*

**Outstanding students:** The average GPA ranges, representing the middle 50 percent of fall 2017 admitted freshmen was 3.95-4.25. That range is 3.29-3.78 for transfer students. **More than 44 percent of incoming students are first-generation college students.**

**Comprehensive majors:** UC Davis offers more than 100 academic majors and 96 graduate programs in four globally respected colleges: Agricultural and Environmental Sciences, Biological Sciences, Engineering and Letters and Science.

**Most professional schools:** UC Davis is the only UC campus with professional schools in all of the following disciplines: business management, education, law, medicine, nursing and veterinary medicine.

**California depends on UC Davis:** One in every 230 Californians is a UC Davis alum. Recent alumni earn a median annual salary of \$56,300, and experienced alumni earn \$94,600.

**UC Davis celebrates diversity:** UC Davis is highly ranked among the most ethnically diverse large national research universities by U.S. News & World Report and ranks 11th among leading institutions hosting international scholars.

**What are your professional goals? UC Davis can help you achieve them!**

UC Davis is the top-ranked UC and No. 62 nationally in alumni earnings above expectation.

**FRED ARP (1944-2018) - AN AGGIE FOR LIFE**

Fred Arp, a member of the UC Davis football coaching staff for 41 seasons and the only assistant coach ever to earn induction into the Cal Aggie Athletics Hall of Fame, passed away on July 4, 2018, at the age of 73.

The Aggie football program champions three major feats from its history: 37 consecutive winning seasons, 20 straight conference titles and 18 NCAA postseason appearances. Arp is the only member of the program whose career spanned all three accomplishments. A former transfer from the University of Nevada, Arp lettered only the 1965 season at UC Davis before learning that a heart condition would sideline him for his senior year.

Arp transitioned to the coaching staff, first as the head freshman coach, then later as the defensive line coach, a position he held until his retirement in 2007. Arp only missed one season during that span, when he attended graduate school at the University of Northern Colorado. And in the other years, he missed only one game – for the birth of his son.

“He epitomized what Aggie Pride is all about, which is really about character and integrity. It’s one thing to give lip service to character and integrity, it’s another to live it, breathe it, preach it, learn by it. And I think that’s what he did. He believed in it, it was part of who he was, it’s in the fiber of who Fred Arp is. That’s what made him special, and that’s what made people who played for him special, because they were part of something bigger than themselves. And Fred was the person who would make sure that people understood what that really meant, and consequently, they just played their hearts out for him,” said former UC Davis head coach Bob Biggs, during Arp’s Hall of Fame induction.

Like many on the UC Davis football staff, Arp was relatively soft-spoken as a coach. Although he demanded the most of them, he did not yell nor berate his players. The combination of this demeanor, plus the soothing shade cast by the Howard Way trees on the team’s practice field, resulted in an enduring nickname for Arp’s defensive line corps: Club Fred.

That moniker became the perfect description for the culture and atmosphere Arp created. He treated his players well, and in turn, they treated him well – both with respect and in on-field results. Six of his defensive linemen earned first-team All-America honors, with three more earning Academic All-America or NCAA Postgraduate Scholarship Awards. A total of 35 garnered first-team all-conference nods.

“The Aggie D-Line has always been a unique position on the field, and this is 100 percent because of Fred,” said Dr. Robby Flannery, who starred at defensive tackle for Arp from 1996 to 1999. “We were called Club Fred because everyone else on the team saw us doing ‘Shade Drills,’ and thought we had it easy. In reality, Fred knew we would perform on Saturday, so he figured he didn’t need to ‘toughen us up’. He always respected his players, and the feeling was mutual. We got the privilege of Club Fred and Shade Drills because the Aggie D-Line was going to leave it all out on the field come Saturday.”

Off the field, Arp stood as an unofficial historian for the Aggie football program. He continued the tradition of naming the “All-Decade” teams in the 1990s and 2000s. In the 1990s, he assumed the responsibility of producing the team’s annual highlight film. Even after his retirement, Arp remained with the program as an advisor, and became instrumental in scheduling high-profile opponents during UC Davis’ early ascension as an NCAA Division I member.

“There have been many legends responsible for the legacy of Aggie football, but none greater than Fred Arp,” said current UC Davis head football coach Dan Hawkins. “A former athlete, and coach of over 40 years, Fred and his wife Jane have been life long contributors to Aggie Pride. We will miss Club Fred, the Shade Drill, and his presence at nearly every game in the last half century. We will continue to honor Coach Arp as we move forward with Aggie football.”

While all of his fellow UC Davis coaches and players heaped praise upon him throughout his career, Arp began earning accolades from outside the program near the end of his career. He won a National Football Foundation Contribution to Amateur Football award in 2000, the AFLAC National Assistant Coach of the Year nod in 2002, and an All-America Football Foundation Top Assistant Coach accolade in 2008.

Arp’s contributions to UC Davis intercollegiate athletics were not limited to football, either. He and his wife of 51 years, Jane, have a long history of philanthropic support to the university, with the Arp Family Foundation providing gifts for such projects as Aggie Stadium and the ICA weight room. During the Aggie Auctions of the late 1990s and 2000s, Arp donated countless pieces of sports memorabilia from his own personal collection, in an effort to support the popular fund- and friend-raising event.

Arp is survived by Jane (they were married 51 years) and their only son, Ben. A celebration of Fred’s life took place on Sept. 8, 2018, which coincidentally was the opponent during Arp’s final game as a coach.



# 100 SEASONS OF UC DAVIS FOOTBALL

A century in the making, coaches, student-athletes, fans, alumni and supporters of UC Davis football will celebrate the program's 100th season — football did not compete in 1918 (World War I) or from 1943-46 (World War II) — throughout the 2018 campaign. What started in 1915 when the Aggies took the field and faced Saint Mary's in the team's first-ever game continues this year with the team's #AGScension after enjoying a successful start to the Dan Hawkins era last season.

Memorable highlights that took place throughout the program's first century include:

- Thirty league championships: 1929, '47, '49, '51, '56, '63, '71, '72, '73, '74, '75, '76, '77, '78, '79, '80, '81, '82, '83, '84, '85, '86, '87, '88, '89, '90, '92, '93, 2005, '09
- Nineteen NCAA playoff appearances: 1972, '77, '78, '82, '83, '84, '85, '86, '88, '89, '92, '93, '96, '97, '98, '99, 2000, '01, '02
- An appearance in the 1982 NCAA Division II National Championship game
- A 37-year win streak that took place from 1972-2008
- Twenty-nine first-team All-Americans, a list that includes senior wide receiver Keelan Doss, the program's inaugural consensus All-American
- Twelve Academic All-Americans
- 12 NCAA Postgraduate Scholarship Award winners
- Seventeen Aggies who were drafted by NFL teams:

Player	Drafted	NFL Active Service
J.T. O'Sullivan, QB	Saints #6 - 2002	New Orleans (2002-03), Green Bay (2004), Minnesota (2005), Carolina (2006), Detroit (2007), San Francisco (2008), Cincinnati (2009), Oakland (2010)
Onome Ojo, WR	Saints #5 - 2001	New Orleans (2001)
Kevin Daft, QB	Titans #5 - 1999	Tennessee (1999)
Jeff Bridewell, QB	Cardinals #12 - 1991	—
Mike Wise, DL	Raiders #2 - 1986	Los Angeles Raiders (1986-90), Cleveland (1991)
Scott Barry, QB	49ers #6 - 1985	—
Bo Eason, DB	Oilers #2 - 1984	Houston (1984-87)
Ken O'Brien, QB	Jets #1 - 1983	New York Jets (1983-92), Philadelphia (1993)
Jeff Allen, DB	Dolphins #12 - 1980	Miami (1980), San Diego (1982)
Mike Moroski, QB	Falcons #6 - 1979	Atlanta (1979-84), Houston (1985), San Francisco (1986)
Casey Merrill, DE	Bengals #5 - 1979	Green Bay (1979-83), N.Y. Giants (1984-85), New Orleans (1986)
Rich Martini, WR	Raiders #7 - 1977	Oakland (1979-80), New Orleans (1981)
Rolf Benirschke, K	Raiders #16 - 1977	San Diego (1977-86)
Anthony Terry, WR	Eagles #17 - 1976	—
Tom Williams, DE	Chargers #2 - 1970	San Diego (1970-71)
Howard Gravelle, TE	Chargers #12 - 1970	—
Jerry DeLoach, DE	Raiders #12 - 1970	—

- Additional Aggies who continued their football careers at the professional level include:

Player	Team and/or League	Player	Team and/or League
Aaron Bennetts	Scotland, NFL Europe	Chris Mandeville	Green Bay & Washington, NFL
Bob Biggs	Winnipeg, CFL; Portland, World Football League	Rick Mohr	Toronto & Saskatchewan, CFL; Oakland, USFL
Melvin Byrd	British Columbia, CFL	Michael Oliva	New York Jets, NFL
Jonathan Compas	Oakland Raiders, Tampa Bay, NFL	Colton Schmidt	San Francisco (preseason), Buffalo Bills, NFL
Matt Devine	World League of American Football		
Charley Enos	Winnipeg, CFL	Kermit Schmidt	Boston Braves, Cincinnati Reds, NFL
Daniel Fells	Atlanta, St. Louis, Denver, New England, New York Giants, NFL	John Shoemaker	Arizona, NFL
Bob Fenton	Arena Football League	Chris Smith	New York Jets, NFL
Bakari Grant	San Francisco, NFL; Hamilton, CFL	Steve Thompson	Sacramento, World League of American Football
Mark Grieb	Anaheim & San Jose, Arena League	Elliot Vallejo	Arizona, NFL
	Scotland, NFL Europe; Las Vegas, XFL	Colby Wadman	Denver, NFL
Khari Jones	British Columbia, Winnipeg, CFL; Albany, Arena League; Scotland, NFL Europe		
Tony Kays	Cincinnati, NFL		
Brad Lekkerkerker	Houston, Oakland, NFL		
Cory Lekkerkerker	San Diego, Dallas, Tennessee, NFL		

## 100 SEASONS OF UC DAVIS FOOTBALL - CONTINUED

- Fifty-eight individuals inducted to the Cal Aggie Athletics Hall of Fame
- Pint, the kickoff tee-retrieving dog and mascot for the world-renowned UC Davis School of Veterinary Medicine

In addition to its time as an independent program, UC Davis competed in four conferences.

- 2012-present: Big Sky Conference
- 2004-11: Great West Football Conference
- 1994-2003: NCAA Division II Independent
- 1993: American West Conference
- 1925-1992: Northern California Athletic Conference
- 1915-1924: Independent

Memorable games that took place throughout football's first century include:

• *The Miracle Game*: What is reflected as a 30-29 victory over Cal State Hayward on Nov. 14, 1970, was more exciting than the score may indicate with UC Davis scoring 16 points in the final 22 seconds to capture the victory over the small-college power. After scoring on a five-play drive that included a two-point conversion with 22 seconds remaining, UC Davis recovered an onside kick on Hayward's 44 with 16 ticks remaining. On the final play of the game, quarterback (and future UC Davis head coach) Bob Biggs found tight end Mike Bellotti for a 29-yard touchdown on the final play of the game. Instead of tying the score, head coach Jim Sochor decided to go for the win. After two false starts, Biggs connected with Mike Everly, whose one-handed snare lifted the Aggies to victory in this instant classic.

• *20-17*: If you mention that score to any UC Davis football fan, the Aggies' Sept. 18, 2005, Farm vs. Farm victory over Stanford will instantly come to mind. After trailing 17-0 midway through the second quarter, the Aggies scored 20 unanswered and became the first non-Division I-A/FBS team ever to defeat the Cardinal. Trailing by six with 2:37 left to play, Jon Grant threw a 12-yard pass to Brandon Rice and a 17-yarder to Smith to move the ball downfield on a drive that started on UC Davis' 28. Then on a third-and-4 from the Stanford 25, Grant hit a wide-open Tony Kays for 19 yards over the middle for a first down. After a 3-yard keeper and an incomplete pass, Grant found Smith open in the front corner of the end zone to cap the 11-play drive with a game-winning touchdown. This win was the Aggies' first over a Division I-A team since 1986 when they topped the Pacific Tigers; that game was the first against a Pac-10 (now Pac-12) team in 65 years, and the second-ever against Stanford. The first took place in 1932 when Pop Warner was Stanford's coach.

• *Hail Bakari*: On Oct. 4, 2008, Bakari Grant caught a 38-yard touchdown pass from Greg Denham on the game's final play to push the Aggies past Northern Colorado, 34-30. UC Davis picked up the improbable touchdown two plays after a false start erased a try for a potential game-winning 50-yard field goal attempt by Sean Kelley. An incomplete pass led to the final throw in which Grant hauled in Denham's pass in between four defenders just past the goal line. Denham drove the Aggies to the Northern Colorado 33 by completing three passes for 28 yards, two of them to Brandon Tucker for 20 yards. UC Davis spiked the ball with nine seconds to go in order to set up for a 50-yard field goal try. However, a crucial five-yard penalty resulted in the offense coming back onto the field. An incomplete pass left three seconds on the clock, which led to the game's exciting finish.

• *The Band-Uh! Victory*: Due to Hurricane Rita, the team found itself without its charter service to North Dakota for its Oct. 22, 2005, matchup. The plane was reassigned to evacuation duties. "We could not purchase enough commercial flights," said then-head coach Bob Biggs. "Fortunately, the band had procured seats the year before, and they gave us 50 seats." The Aggies arrived on time and promptly dispatched then-No. 17 North Dakota 20-14. And the Band-uh was there, too, after driving in a caravan halfway across the country. "Our team knew where the band was, and they were climbing over seats and the fence to get to them," Biggs said. "One of the great scenes forever in my mind is our team reaching out and high-fiving the band."

• *Homecoming Classic*: Taking place this season, UC Davis' come-from-behind victory vs. Idaho State, during its Homecoming Weekend, became an instant classic for a variety of reasons. In a matchup that drew little attention in the summer when Big Sky schedules were unveiled. This game featured two of the league's top offenses, and two of three conference teams with an undefeated Big Sky record. Even though ISU jumped out to an early 23-7 lead, a touchdown-saving tackle on UC Davis' 15 from Jake Maier, on what would have been a pick-six, ended with three Bengals penalties, a sack and a punt on the ensuing ISU drive. In a game that included a pair of successful two-point conversions — the first time since 2004 this occurred for UC Davis — the last tied the game at 37-37 through regulation. In overtime, the Aggies' first since capturing a victory in 2009 at South Dakota, it was the second of two successful fourth-down attempts that snapped that tie. On fourth-and-two on ISU's 4, Ulonzo Gilliam out-sprinted the Bengals to the pylon on the far sideline to score his second TD of the evening. On Idaho State's first overtime possession, it failed on its fourth-down opportunity, ended the game with a four-and-out, with this out doubling as the final possession of the evening.

## 100 SEASONS OF UC DAVIS FOOTBALL - CONTINUED

Any conversation involving UC Davis' football program will include one, or a combination of the following legends (in alphabetical order).

• **Fred Arp** - As written by Davis Enterprise columnist Bob Dunning following Fred Arp's passing on July 4, 2018: "We hear the term "legend" tossed around freely these days, but in the case of Fred Arp, it's a word that fits perfectly." Throughout his five decades with the program, Arp (and former assistant coach Lou Bronzan) were on staff for the Aggies' 20 straight conference championships and 18 NCAA postseason appearances — success that took place during a streak of 37 winning seasons in a row.

A former transfer from the University of Nevada, Arp lettered only the 1965 season at UC Davis before learning that a heart condition would sideline him for his senior year.

Arp transitioned to the coaching staff, first as the head freshman coach, then later as the defensive line coach, a position he held until his retirement in 2007. Arp only missed one season during that span, when he attended graduate school at the University of Northern Colorado. And in the other years, he missed only one game — for the birth of his son.

• **Bob Biggs** - As the head football coach from 1993-2012, Bob Biggs compiled a career record of 144–85–1 and was named the 2009 Great West Conference Coach of the Year. In addition to his football duties, he also spent 10 years as the head men's tennis coach. The former UC Davis quarterback was involved in two of the most memorable games in school history: the Miracle Game (as a quarterback) and the team's victory over Stanford (as a head coach). He originally coached the freshman squad alongside fellow Aggie Mike Bellotti, then worked as an assistant coach under the great Jim Sochor — the winningest coach in program history with a 156-41-5 mark — and Bob Foster.

• **Bob Foster** - Former UC Davis head football coach Bob Foster — who was on the Aggies' staff for more than 20 years before moving on to coach at Oregon, Cal and Colorado — brought more than 40 years of playing and coaching experience to the program last season when he assisted current UC Davis head coach Dan Hawkins throughout his transition, and first year on the sidelines as his alma mater. Foster, who was inducted into the Cal Aggie Athletics Hall of Fame in 2002 and who later had the team center at Aggie Stadium named after him, was linebackers coach and defensive coordinator for the late Jim Sochor.

Foster retired from UC Davis following the 1992 season but found his way back to the game when he went on to serve as a consultant for former Aggie Dan Hawkins at Willamette University (Oregon). He later joined Hawkins as linebackers coach at Colorado in 2009.

Foster helped the Aggies enjoy unparalleled success during their run in the 1970s and '80s — a period that included 20 consecutive conference championships and a trip to the 1982 NCAA Division II Championship game.

The Aggies never had a losing season while Foster was on staff.

He assumed head coaching duties at UC Davis in 1989 following Sochor's retirement, capturing a trio of Northern California Athletic Conference titles with perfect 5-0 records, winning 30 games overall and earning a pair of postseason playoff berths. Foster's defenses were among the best in school history, including in 1983 when the Aggies gave up an average of just 7.8 points per game, while going 11-1.

Foster received both his undergraduate and graduate degrees from UC Davis after earning four varsity letters as a running back between 1958 and 1961. He joined the Aggies' staff as linebackers coach during Sochor's second season in 1971 before being elevated to defensive coordinator in 1977.

• **Ken O'Brien** - Originally from nearby Jesuit High School, O'Brien started three seasons for the Aggies after transferring from Sacramento State. In his senior year of 1982, he captured first-team All-America honors from the National Football Coaches Association while helping UC Davis reach the NCAA Division II title game for the first time in school history. O'Brien set school records by finishing the season with 2,976 passing yards and 23 touchdowns that year.

O'Brien won the 1982-83 Colby E. "Babe" Slater Award as the school's outstanding male athlete of the year. He also became the first Aggie to be selected in the first round of the NFL Draft, going as the 24th overall pick to the New York Jets during the "Year of the Quarterback" draft.

O'Brien played 10 years in the NFL, mostly with the Jets. He amassed 25,094 yards and 128 touchdowns, made the Pro Bowl in 1985 and 1991, captured six AFC Offensive Player of the Week awards, and was selected as the 1985 AFC Player of the Year by the Washington D.C. Touchdown Club. During the peak of this career, O'Brien returned to his alma mater for one more major accolade — his 1990 induction into the Cal Aggie Athletics Hall of Fame.

In 1997, O'Brien entered the College Football Hall of Fame. He was the first of three individuals from UC Davis to earn enshrinement: head coach Jim Sochor followed O'Brien into the HOF in 1999, while alumnus Mike Bellotti was inducted for his Oregon coaching career in 2014.



## 100 SEASONS OF UC DAVIS FOOTBALL - CONTINUED

• *J.T. O'Sullivan* - UC Davis finished 12-1 in 2000, just one game shy of earning a trip to the NCAA Division II national championship. A big reason was the play of quarterback J.T. O'Sullivan, who threw for 3,679 yards and 38 touchdowns, while posting a passing rating of 193.85. How big was his season? The future NFL player was the only Division II player that season to earn a vote for the Heisman Trophy.

O'Sullivan was drafted by the New Orleans Saints in the sixth round of the 2002 NFL Draft. He also spent time with 10 other NFL teams: the Green Bay Packers, Chicago Bears, Minnesota Vikings, New England Patriots, Carolina Panthers, Detroit Lions, San Francisco 49ers, Cincinnati Bengals, San Diego Chargers, and Oakland Raiders. He was a backup for the majority of his NFL career but began the 2008 season as the starter for the 49ers.

He also played for the Frankfurt Galaxy of NFL Europe in 2004 and 2007, and led the team to a World Bowl appearance each year. He earned All-NFL Europa and NFL Europa Co-Offensive MVP honors in 2007. O'Sullivan spent the final season of his professional career as a backup for the Saskatchewan Roughriders of the CFL.

• *Jim Sochor* - If there is one individual responsible for the football program's rise to national prominence, it is former head coach Jim Sochor. After finishing his career with a 156-41-5 record, which included 18 straight Division II league championships, Coach Sochor was named to the College Football Hall of Fame in 1999. Not only was Sochor the football coach, he served as the university's athletic director from 1989-91 and enjoyed a brief stint as the head men's golf coach.

In addition to his legendary accomplishments as a head coach, Coach Sochor's influence continued through the success earned by numerous former players and coaches, a list that includes quarterbacks Ken O'Brien and Mike Moroski, defensive end Casey Merrill, safety Bo Eason and kicker Rolf Benirschke. Washington head coach Chris Petersen, former Boise State, Colorado and current UC Davis head coach Dan Hawkins, and current ESPN analyst Mike Bellotti (the winningest coach in Oregon history) are among the many former assistants who embraced the Aggie Way and had accomplished careers in the game.

Sochor recruited players to UC Davis without scholarships, and did not hold spring practices. When class conflicted with practice, the answer was an easy one for Coach Sochor: attend class. He mistrusted rules and instituted only one, meant to promote discipline and self-respect: A player's helmet could not touch the ground when he was not wearing it.

Said Sochor, "At Davis, we had a lot to overcome. We didn't have scholarships, or spring practice. We often played teams who gave 60 to 80 grants and had those spring workouts. We had to win on preparation, trust, togetherness and unity." His goal was to ensure that "no one would become as close as a football team as we did... we bonded and developed a chemistry that endured."

With a long line of top-notch quarterbacks at the helm, Sochor's Division II teams built the foundation of the program, which included an unprecedented run of 37 consecutive winning seasons. That string was carried on by protégés Bob Foster and Bob Biggs after Sochor's retirement.



## 10-27 at Montana >> Washington-Grizzly Stadium >> Missoula, Mont.

### TRUE UNIVERSITY AMBASSADORS

- Excelling on the field and in the classroom, UC Davis student-athletes compete in 25 intercollegiate sports (16 women's and nine men's) and are enrolled in 93 different undergraduate majors
- Ten UC Davis athletic teams posted the highest NCAA Graduation Success Rates in their respective conferences, while seven programs were honored with Public Recognition Awards by the NCAA after their Academic Progress Rate — all posted a perfect 1,000 — stood among the top 10 percent of their respective sports
- Football has now led the Big Sky in each of their six seasons as a member of the Big Sky Conference with its multi-year APR — the second-longest active streak in the nation
- Three more teams recorded the second-highest APR score in the conference; an additional three programs finished with a top-three figure
- Ranked No. 5 among all public schools in the nation by the Wall Street Journal and Times Higher Education, UC Davis offers nearly 100 graduate programs and more than 100 undergraduate majors across four colleges and six professional schools, including the world's top-ranked veterinary science and agriculture programs

### WALTER PAYTON WATCH LIST FEATURES FAMILIAR NAMES

- Senior wide receiver Keelan Doss and junior quarterback Jake Maier are among the top 25 FCS players in the nation to earn a spot on the 2018 Walter Payton Award Watch List
- STATS LLC will reveal this year's award winner, presented to the most outstanding offensive player in the nation, as part of the festivities leading up to the national championship game, which will take place in Frisco, Texas, on Jan. 5
- This is the second time in as many seasons that Doss and Maier were named to the Walter Payton Watch List
- Doss attended last year's award banquet as the first Aggie in program history named national finalist for this top honor, which is the FCS' version of the Heisman Trophy
- Doss, a 2017 consensus All-American, ended his junior season with 1,499 receiving yards, league-high averages of 136.3 receiving yards and 10.5 receptions per game
- These figures were No. 1 in the nation among all FCS and FBS players when the Aggies' 2017 season concluded
- In his first season representing the No. 6 public school in the nation, Maier ranked among the nation's top quarterbacks in the following categories: Completion Percentage

(No. 2, .686), Completions per Game (No. 3, 27.82), Passing Yards per Game (No. 5, 333.5), Passing Yards (No. 6, 3,669) and Total Offense (No. 7, 331.6)

- Maier also led the league in passing efficiency (152.5) and ranked second in passing yards per game and total offense per game

### GILLIAM NAMED TO JERRY RICE AWARD WATCH LIST

- UC Davis redshirt freshman running back Ulonzo Gilliam is the first Aggie named to the Jerry Rice Award Watch List
- The Jerry Rice Award is presented to the national freshman of the year
- STATS will announce the winner at its year-end award banquet, taking place during national championship weekend — the same event Keelan Doss attended last year as a national finalist for the Walter Payton Award, bestowed to the most outstanding FCS offensive player in the nation
- Named after the legendary Hall of Fame wide receiver and bestowed since the 2011 season, a national panel of over 150 sports information and media relations directors, broadcasters, writers and other dignitaries will vote on 20 finalists following the regular season

### A SEASON NO FOOTBALL FAN WILL EVER FORGET

- UC Davis is enjoying its most successful season as a Division I program (first year as a D-I team took place in 2004)
- Even with a handful of games remaining, the Aggies' list of accomplishments is an impressive one, and a sign of the program's #AGScension:
  - The Aggies' 6-1 overall and 4-0 league record, entering its Oct. 27 game at Montana, are the best respective starts in the program's Division I era
  - Numerous Aggies are up for national awards: Keelan Doss and Jake Maier are on the Walter Payton Award Watch List, presented to the most outstanding FCS player in the nation; Ulonzo Gilliam is the first Aggie named to the Jerry Rice Award Watch List, an honor bestowed to the national freshman of the year
  - Assistant Head Coach Mark Speckman was one of 12 individuals inducted to the Sac-Joaquin Section Hall of Fame
  - After allowing Cal Poly to score the first 10 points of this year's Battle for the Golden Horseshoe, UC Davis responded by scoring 52 straight (the most points vs. CP since 2000 when it scored 62) to keep the trophy in Davis for another year

## NCAA RANKINGS

Category (TEAM)	Rank/Statistic
3rd Down Conversion Pct. Defense	35/.339
Completion Pct.	25/.619
Defensive TDs	15/2
First Downs Offense	11/174
Kickoff Return Defense	3/14.05
Passes Intercepted	12/10
Passing Offense	4/332.2
Red Zone Defense	20/733
Scoring Offense	5/42.4
Team Sacks	19/2.71
Total Offense	12/481.3
Turnover Margin	10/1.14
Winning Percentage	5/.857

Category (INDIVIDUAL)	Rank/Statistic
Completion Pct. Jake Maier	24/.627
Comp./Gm. Jake Maier	4/27.57
Passes Def. Vincent White	12/1.4
Passing TDs Jake Maier	2/21
Passing Yards Jake Maier	6/2160
Passing Yds./Gm. Jake Maier	4/308.6
Receptions/Gm. Keelan Doss	4/8.7
Rushing TDs Ulonzo Gilliam	18/8
Scoring/Gm. Ulonzo Gilliam	10/9.4
Total Offense Jake Maier	10/302.1
Total TDs Ulonzo Gilliam	7/11

## BIG SKY RANKINGS (TEAM)

Category	Rank/Statistic
Scoring Offense	1/42.4
Rushing Offense	10/149.0
Scoring Defense	3/27.6
Rushing Defense	2/153.4
Total Offense	3/481.3
Pass Offense	1/332.3
Total Defense	8/428.7
Pass Defense	11/275.3
Interceptions	3/10
Punting	10/35.1
Field Goals	9/636
Sacks By	T-2/19
Sacks Against	2/7
First Downs	3/174
3rd-Down Conversion Pct.	5/.391
Opp. 3rd-Down Conversion Pct.	2/.339
4th-Down Conversion Pct.	3/.556
Opponent 4th-Down Conversion Pct.	6/.522
Turnover Margin	2/1.14

## BIG SKY RANKINGS (INDIVIDUAL)

Category	Rank/Statistic
Rushing	Ulonzo Gilliam 10/73.1
Total Offense	Jake Maier 2/302.1
Pass Avg./Gm.	Jake Maier 1/308.6
Scoring	Ulonzo Gilliam 1/9.4
	Max O'Rourke 10/7.3
Pass Efficiency	Jake Maier 4/142.1
Scoring (TDs)	Ulonzo Gilliam 1/11
Receptions/Gm.	Keelan Doss 1/8.7
Rec. Yards/Gm.	Keelan Doss 5/85.4
Scoring (Kick)	Max O'Rourke 6/7.3
Punt Return Avg.	Isaiah Thomas 3/6.9
Kick Return Avg.	Namane Modise 2/23.2
All-Purpose Yds.	Ulonzo Gilliam 10/107.4
Punting	Daniel Whelan 8/40.3
Field Goals	Max O'Rourke T-7/1.00
Field Goal Pct.	Max O'Rourke 6/.778
Sacks	Mason Moe T-2/5.0
	Brandon Jamison 11/3.0
Tackles for Loss	Mason Moe 2/10.0
	Brandon Jamison T-12/6.5
Passes Def.	Vincent White 1/13

- The 52 points scored at Cal Poly is the second-highest total in series history (44 games)
- Jake Maier matched a Big Sky-era program record by throwing five TDs vs. Idaho State (10/13) and the following week at Cal Poly
- First top 10 ranking (week of Oct. 15)
- First 4-0 league start in program history
- Football's come-from-behind victory vs. Idaho State, during UC Davis' Homecoming Weekend, was a game for the ages: Trailing 23-7, UC Davis converted on fourth down twice, including the game-winning drive in OT, tied the game at 37 apiece, was successful on a pair of two-point conversions and outscored ISU, 37-14, from the final minute of the 2nd quarter on to preserve its perfect league record in a game that involved two of the league's three teams with an undefeated conference mark
- That was the team's first OT game since Oct. 10, 2009 (the Ags won that game at South Dakota)
- Won its first two league games for the first time as a Big Sky program
- UC Davis' win at Northern Colorado took place off a bye week; this is the second time the Aggies won after its off week in the program's Big Sky era
- First top 25 ranking (week of Sept. 10)
- Three Big Sky Player of the Week awards: Jake Maier (vs. Idaho State week) Daniel Whelan (vs. San Diego), Ulonzo Gilliam (at San José State)
- Jake Maier earned FCS National Performer of the Week for his effort at SJSU
- By scoring three TDs against the Spartans, redshirt freshman Ulonzo Gilliam became the first Aggie named STATS FCS National Freshman of the Week
- Third victory against a FBS team, thanks to a 44-38 victory at San José State
- That win also marked the first FCS result over a FBS program this season

#### AGGIES HOLD ANOTHER NEW PROGRAM-HIGH RANKING

- Last week's program-high national ranking did not last long because UC Davis sits alone in first place atop the Big Sky standings with its highest ranking in program history
- In the FCS STATS Top 25 Poll, the Aggies climbed to No. 6
- This is the Ags' seventh straight week in STATS' poll; the Aggies are No. 13 in the AFCA poll

#### YES, THOSE NUMBERS ARE CORRECT

- UC Davis is averaging 42.4 points per game, the fifth-highest average in the country
- Before Dan Hawkins took the helm of the program, the Aggies only scored 40 or more points against Division I teams in five games

#### UC DAVIS VS. MONTANA

- Saturday's game is the eighth all-time meeting between UC Davis and Montana, and the fifth to take place in Missoula
- UC Davis has not won any of the seven previous games vs. the Grizzlies
- The last head-to-head game took place at Aggie Stadium in 2015

Date	Location	Result	Score
10/03/15	H	L	13-27
10/18/14	A	L	28-42
10/12/13	H	L	7-42
9/12/09	H	L	10-17
0/20/08	A	L	24-29
9/30/95	A	L	20-41
1926	A	L	0-21

- Montana is the third opponent to face UC Davis off a bye week
- The other two teams, Idaho and Cal Poly, each lost to the Aggies when they returned to action
- The Grizzlies will enter Saturday's game with losses in their last two games after dropping its Homecoming Game to Portland State on Oct. 6, and following road game at North Dakota
- Montana will suffer its first three-game losing streak in the same season, since 1992, if the Aggies earn their first head-to-head series win this weekend
- However, the Griz lost the final two games of the 2005 season, and the first of the 2006 — the last time UM fans dealt with a three-game overall losing streak
- Montana was ranked as high as No. 14 in the STATS FCS and No. 15 in the AFCA Coaches' Poll before losing two straight
- UC Davis is in sole possession of first place, and holds the only undefeated league record
- Tied for fifth, a Grizz loss would strike a severe blow to the team's postseason efforts
- UM is 3-1 at Washington Grizzly stadium this year
- UC Davis' high-octane offense will face a Grizzly defense led by junior linebacker Dante Olson
- Olson, a Buck Buchanan Watch List selection (FCS' defensive player of the year), leads the league with 106 tackles, 45 more than the second-ranked player
- Olson is averaging 15.1 tackles per game,
- Over the course of seven games this season, Olson has amassed 106 tackles including a 24-tackle game against Cal Poly and six games overall where he's tallied double-digit takedowns

#### TEAM COMPARISON

TEAM Statistics	UC Davis	Opponents
SCORING	297	193
Points/game	42.4	27.6
Points off Turnovers	61	14
FIRST DOWNS	174	147
Rushing	55	56
Passing	103	80
Penalty	16	11
RUSHING YARDAGE	1043	1073
Yards Gained Rushing	1201	1311
Yards Lost Rushing	158	238
Rushing Attempts	235	304
Average Per Rush	4.4	3.5
Average Per Game	149.0	153.3
TDs Rushing	12	10
PASSING YARDAGE	2326	1928
Comp-Att-Int	205-331-4	144-258-10
Average Per Pass	7.0	7.5
Average Per Catch	11.3	13.4
Average Per Game	332.3	275.4
TDs Passing	24	14
TOTAL OFFENSE	3369	3001
Total Plays	566	562
Average Per Play	6.0	5.3
Average Per Game	481.3	428.7
KICK RETURNS: #-Yds.	21-446	20-281
PUNT RETURNS: #-Yds.	19-131	10-122
INT. RETURNS: #-Yards	10-104	4-153
KICK RETURN AVERAGE	21.2	14.1
PUNT RETURN AVERAGE	6.9	12.2
INT RETURN AVERAGE	10.4	38.2
FUMBLES-LOST	11-3	10-5
PENALTIES-Yards	47-391	61-517
Average Per Game	55.9	73.9
PUNTS-Yards	39-1549	41-1675
Average Per Punt	39.7	40.9
Net Punt Avg.	35.1	35.7
KICKOFFS-Yards	50-2789	35-2067
Average Per Kick	55.8	59.1
Net Kick Average	42.2	39.2
TIME OF POSS./Game	27:00	32:40
3rd-DOWN CONVERSIONS	43/110	42-124
3rd-Down Pct.	39%	34%
4TH-DOWN CONVERSIONS	10/18	12/23
4th-Down Pct.	56%	52%
SACKS BY-Yards	19-151	7-62
MISC. YARDS	37	0
TOUCHDOWNS SCORED	39	24
FIELD GOALS-ATTEMPTS	7-11	7-10
ON-SIDE KICKS	0-0	2-4
RED-ZONE SCORES	(32-37) 86%	(22-30) 73%
RED-ZONE TDs	(28-37) 76%	(16-30) 53%
PAT-ATTEMPTS	(36-37) 97%	(20-21) 95%
ATTENDANCE	26333	57105
Games/Avg. Per Game	3/8778	4/14276

#### SCORE BY QUARTERS

	1st	2nd	3rd	4th	OT	Total
UC Davis	59	99	55	77	7	297
Opponents	27	61	48	57	0	193

## 10-27 at Montana >> Washington-Grizzly Stadium >> Missoula, Mont.

• Montana's defense also features another two players with top 10 tackles totals: redshirt freshman safety Robby Hauck (No. 3, 64 total tackles, 9.1 tpg) and senior linebacker Josh Buss (T-10, 52 tackles, 7.4 tpg)

### SAC-JOAQUIN SECTION'S HALL OF FAME NOW INCLUDES COACH SPECKMAN

- Former Merced High football coach, and current UC Davis assistant head coach Mark Speckman was one of 12 inductees honored on Oct. 21 at the Sac-Joaquin Section Hall of Fame banquet
- The induction banquet and ceremony took place on Sunday, October 21 at the Hyatt Regency in downtown Sacramento
- "It's a great honor," said Speckman. "Obviously that was a long time ago and it means I'm old. It's nice to be recognized."
- Speckman compiled a 113-48-3 career record at Livingston, Merced and Golden Valley High School
- Under Speckman, Merced HS played in five Sac-Joaquin Section Division I championship game, winning two titles
- Merced was ranked No. 1 in the state in 1990 by CalHiSports
- Speckman coached at Livingston HS from 1981-83, then coached at Gilroy HS for three years before spending 1986-1993 at Merced HS
- He moved over to Golden Valley HS when the school opened in 1994 and coached the Cougars for one season before he joined Willamette's (Salem, Oregon) football staff

### NUMBERS NEVER LIE

- UC Davis is enjoying its best start to a season, in its Division I era, for multiple reasons
- Football is ranked No. 10 in the nation with its 1.14 turnover margin
- The 2012 season marked the only time in the program's Big Sky era the Aggies finished with a positive turnover margin (0.10)
- From 2013-17, respective margins were 0.00, -0.45, -0.45, 0.00 -0.18
- The Aggies' #BlueForce is responsible for intercepting 10 passes, the 12th-highest total in the country
- UC Davis' offense is No. 4 in the nation by averaging 332.3 passing yards per game
- UC Davis' offensive, known for its high-octane pace and efficiency, is ranked No. 5 among all FCS teams by averaging 42.4 points per game

### DOSS IS KEEPIN' IT 100

- By finishing with 131 receiving yards in his team's Oct. 13 Homecoming game vs. Idaho State senior wide receiver Keelan Doss set

another new program record

• That game against the Bengals was the 15th 100-yard game of his career, which separated him from Charley Enos (1998-2001) and his total of 14

• Doss matched Enos' total the previous week when UC Davis visited Northern Colorado

### MAIER IS MOVIN' ON UP

• In addition to becoming the second player in the program's Big Sky era to throw five touchdowns in a single game — matching a single-game benchmark — junior quarterback Jake Maier also added his name to additional categories within the program's Big Sky-era records book

• By throwing five touchdowns at Cal Poly (the second-straight 5 TD week), the La Habra, Calif. native headed back to Davis with 47 career touchdowns

• That evening in San Luis Obispo, he also set a new benchmark for total offense when he left Alex G. Spanos Stadium with a career total of 5,763 yards

• When Maier walked off the field at Aggie Stadium on Homecoming Weekend, he did so with 482 completions — a new program high

• Maier needs 161 more passing yards to jump Ben Scott (2013-16) and his total of 5,609 for the new No. 1 total

• Maier needs 26 more attempts to pass Scott and his record of 779

### 100-YARD RUSHERS

Player, Opponent, Date	Yards
Manusamoa Luuga vs. Sacramento State (11/19/16) ..	249
Gabe Manzanares at Cal Poly (11/15/14).....	230
Gabe Manzanares vs. Idaho State (9/28/13).....	208
Gabe Manzanares at Montana State (10/26/13).....	179
Gabe Manzanares at Southern Utah (10/5/13).....	175
Gabe Manzanares vs. Sacramento State (11/22/14) .....	161
Manusamoa Luuga at Eastern Washington (10/1/16) ..	160
Manusamoa Luuga vs. Southern Oregon (9/10/16).....	145
Gabe Manzanares vs. Montana State (10/11/14).....	143
Gabe Manzanares vs. Cal Poly (11/2/13).....	141
<b>Ulonzo Gilliam at San José State (9/30) .....</b>	<b>132</b>
Gabe Manzanares vs. North Dakota (11/16/13).....	132
Tehran Thomas at Sacramento State (11/18/17).....	125
Jermale Jefferson vs. Fort Lewis (9/6/14).....	122
Gabe Manzanares at Sacramento State (11/21/13) .....	122
Colton Silveria at Idaho State (10/13/12) .....	120
<b>Tehran Thomas vs. Idaho (9/22).....</b>	<b>119</b>
Manusamoa Luuga at Cal Poly (10/22/16).....	118
Manusamoa Luuga at Sacramento State (11/21/15).....	117
Gabe Manzanares at Montana (10/18/14).....	110
Gabe Manzanares at Northern Colorado (10/19/13)....	105
Marquis Nicolis at Idaho State (10/13/12).....	105
<b>Tehran Thomas at Cal Poly (10/20).....</b>	<b>101</b>

NOTES: All totals listed above from Big Sky era  
2018 totals in bold

### 300-YARD PASSERS

Player, Opponent, Date	Yards
Jake Maier vs. Cal Poly (10/28/17) .....	459
<b>Jake Maier at San José State (8/30).....</b>	<b>446</b>
Jake Maier vs. North Dakota (9/30/17) .....	415
<b>Jake Maier vs. Idaho State (10/13) .....</b>	<b>382</b>
<b>Jake Maier at Northern Colorado (10/6) .....</b>	<b>382</b>
Ben Scott vs. Southern Oregon (9/10/16).....	381
Ben Scott vs. Montana State (10/11/14) .....	379
Jake Maier vs. San Diego (9/9/17) .....	369
Jake Maier vs. Eastern Washington (10/7/17).....	367
Jake Maier at Idaho State (11/4/17) .....	358
Jake Maier at Weber State (9/23/17).....	327
Jake Maier at Sacramento State (11/18/17).....	325
Jake Maier at Portland State (9/16/17) .....	316
C.J. Spencer at Sacramento State (11/21/15).....	312
Jake Maier vs. Southern Utah (11/11/17) .....	311
Randy Wright at Northern Colorado (10/19/13) .....	310
Randy Wright at Idaho State (10/13/12) .....	309
Ben Scott at Oregon (9/3/16) .....	303
<b>Jake Maier vs. San Diego (9/8) .....</b>	<b>302</b>
Ben Scott vs. Northern Colorado (11/1/14) .....	301
C.J. Spencer vs. Cal Poly (11/14/15) .....	301

NOTES: All totals listed above from Big Sky era  
2018 totals in bold

### 100-YARD RECEIVERS

Player, Opponent, Date	Yards
Keelan Doss vs. Eastern Washington (10/7/17).....	208
Ramon Vargas vs. Southern Oregon (9/10/16) .....	208
Keelan Doss vs. Sacramento State (11/19/16) .....	207
Keelan Doss vs. North Dakota (9/30/17) .....	199
Keelan Doss at San Diego State (9/2/17) .....	181
Keelan Doss at Sacramento State (11/18/17) .....	173
<b>Keelan Doss at Northern Colorado (10/6).....</b>	<b>161</b>
Aaron Moore vs. Cal Poly (10/28/17) .....	159
Keelan Doss vs. Cal Poly (10/28/17) .....	145
Ramon Vargas vs. Montana State (10/11/14).....	141
Corey Galindo vs. Fort Lewis (9/6/14) .....	134
<b>Keelan Doss vs. Idaho State (10/13) .....</b>	<b>131</b>
Ramon Vargas at Montana (10/18/14).....	129
Chris Martin vs. South Dakota (9/12/15).....	127
Chris Martin at Hawai'i (9/19/15).....	123
Alex Cannon vs. Cal Poly (11/14/15) .....	122
Ramon Vargas vs. Northern Colorado (11/1/14) .....	122
Keelan Doss at Weber State (9/23/17) .....	116
Keelan Doss at Oregon (9/3/16).....	116
Chris Martin at Sacramento State (11/21/15).....	115
Corey Galindo at Eastern Washington (11/10/12).....	113
Keelan Doss at Idaho State (11/7/17) .....	112
Taylor Sloat vs. Sacramento State (11/17/12) .....	109
<b>Keelan Doss at Stanford (9/15).....</b>	<b>106</b>
Keelan Doss at Northern Arizona (10/21/17).....	106
Keelan Doss at Wyoming (9/17/16).....	104
Keelan Doss vs. San Diego (9/9/17) .....	100
Corey Galindo at Cal Poly (9/22/12).....	100

NOTES: All totals listed above from Big Sky era  
2018 totals in bold



## GILLIAM'S FIRST YEAR IS ONE FOR THE RECORDS BOOK

- In addition to becoming the first Aggie named to the Jerry Rice Award Watch List, an honor bestowed to the most outstanding freshman FCS player in the nation, redshirt freshman Ulonzo Gilliam is making a name for himself within the program's record books as well
- Gilliam's 11 touchdowns are a team-high total, a league-high total, and more than last year's touchdown leader Wes Preece, who collected nine throughout his sophomore/2017 season
- Gilliam currently sits tied for fifth, alongside Ramon Vargas (2013-16) with 11 career touchdowns scored, and is four behind Preece who is currently ranked third with 15
- The Merced native is on pace to set new single-season records in:

### *Rushing TDs*

Current Big Sky-era ranking and stat: 8  
Big Sky program record: M. Luuga, 11 (2016)

### *Touchdowns Scored*

Current Big Sky-era ranking and stat: 11  
Big Sky program record: 12, M. Luuga (2016)

## BREAKING UP ISN'T HARD TO DO

- Vincent White currently leads all Big Sky players with 13 pass breakups, four more than the next player
- With his next PBU, he will match the program's Big Sky-era single-season record, which he set last season
- Every PBU will add distance between he and Keleen Culberson and his second-ranked career total
- White currently has 39 career breakups vs. Culberson's 24

## PICK YOUR POISON

- A key factor for the Aggies' offensive success this season is its ability to spread the ball to numerous individuals
- This year, 10 or more players caught a pass in four of the team's first six games
- Last season, this accomplishment did not take place until the fourth game; six caught a pass in the first game, seven in the second and nine in the third
- This year, nine players recorded a reception in the first and sixth games, 12 in the second, 11 in the third and 10 in the fourth and fifth games of the year

## ENJOY THE FIREWORKS SHOW

- The Aggies scored 40 or more points in 16 games since joining the Big Sky in 2012

- Of those games, eight took place throughout the Dan Hawkins era (five games this season)
- If you count games against Division I opposition only, Hawkins-led teams are responsible for more than half of those games (8 of 13)

56	at Idaho State	W	11/4/17
54	San Diego	W	9/8
52	Cal Poly	W	10/20
	Southern Oregon	W	9/10/16
	Fort Lewis	W	9/6/14
	at Idaho State	W	10/13/12
49	at N. Colorado	W	10/6
48	North Dakota	W	9/30/17
	Sacramento State	W	11/19/16
	at Cal Poly	W	11/15/14
47	at Sacramento St.	L	11/18/17
44	Idaho State	W	10/13
	Idaho	W	9/22
	at San José State	W	8/30
41	Montana State	L	10/6/12
	Azusa Pacific	W	8/30/12

## BETTER BUY A FEW ERASERS

- With the way UC Davis is playing this season, the program's records book is in danger of receiving numerous edits to its career lists

### **UC Davis - Team**

#### *Passing TDs*

Current Big Sky-era ranking and stat: No. 3, 24  
Big Sky program record: 29, 2017

#### *Rushing TDs*

Current Big Sky-era ranking and stat: T-No. 5, 12  
Big Sky program record: 19, 2012

#### *Total Points Scored*

Current Big Sky-era ranking and stat: No. 4, 297  
Big Sky program record: 370, 2017

#### *Touchdowns Scored*

Current Big Sky-era ranking and stat: T-No. 3, 39  
Big Sky program record: 50, 2017

#### *Passes Defended*

Current Big Sky-era ranking and stat: T-No. 2, 44  
Big Sky program record: 47, 2017

### **Senior wide receiver Keelan Doss**

#### *Receptions*

Current Big Sky-era ranking and stat: No. 1, 264  
Big Sky program record: Current record holder  
All-time program record: Current record holder

#### *Receiving Yards*

Current Big Sky-era ranking and stat: No. 1, 3,333  
Big Sky program record: Current record holder

All-time program record: Current record holder

#### *Receiving Touchdowns*

Current Big Sky-era ranking and stat: No. 1, 22  
Big Sky program record: Current record holder  
All-time program record: 33 by John Shoemaker (1996-99)

#### *Touchdowns Scored*

Current Big Sky-era ranking and stat: No. 1, 23  
Big Sky program record: Current record holder  
All-time program record: 40 by Matt Brown (1998-2000) and Preston Jackson (1991-93)

#### *100-Yard Games*

Current Big Sky-era ranking and stat: No. 1, 15  
Big Sky program record: Current record holder  
All-time program record: Current record holder

#### *All-Purpose Yards*

Current Big Sky-era ranking and stat: No. 1, 3,468  
Big Sky program record: Current record holder  
All-time program record: 4,629 by G.P. Muhammad (1995-98)

### **Junior quarterback Jake Maier**

#### *Passing Yards*

Current Big Sky-era ranking and stat: No. 1, 5,829  
Big Sky program record: Current record holder  
All-time program record: 10,745 by J.T. O'Sullivan (1998-2001)

#### *Most 300-yard games*

Current Big Sky-era ranking and stat: No. 1, 13  
Big Sky program record: Current record holder  
All-time program record: 17 by J.T. O'Sullivan

#### *Pass Attempts*

Current Big Sky-era ranking and stat: No. 21, 754  
Big Sky program record: Ben Scott ('13-'16), 779  
All-time program record: 1,289 by Randy Wright (2010-13)

#### *Pass Completions*

Current Big Sky-era ranking and stat: No. 1, 499  
Big Sky program record: Current record holder  
All-time program record: 755 by Randy Wright

#### *Touchdown Passes*

Current Big Sky-era ranking and stat: No. 2, 47  
Big Sky program record: Current record holder  
All-time program record: 96 by J.T. O'Sullivan

#### *Total Offense Yards*

Current Big Sky-era ranking and stat: No. 2, 5,763  
Big Sky program record: Current record holder  
All-time program record: 11,544 by J.T. O'Sullivan



## 10-27 at Montana >> Washington-Grizzly Stadium >> Missoula, Mont.

### FREE FOOTBALL!

- UC Davis' 44-37 victory vs. Idaho State was the first overtime game since Oct. 10, 2009, at South Dakota
- The Aggies won that game as well, 24-23

### YOU KNOW WHAT'S COMING, AND YOU CANNOT STOP IT

- During UC Davis' Homecoming Weekend victory vs. Idaho State (10/13), junior quarterback Jake Maier threw five touchdown passes, a Big Sky-era high, to five different players
- The following week at Cal Poly (10/20), Maier threw another five TDs to fuel UC Davis' offensive outburst, which included 52 unanswered points

### DO CALL IT A COMEBACK

- With all due respect to LL Cool J, that's exactly what happened during the Aggies' Homecoming Game against the Bengals, who entered that matchup as one of the hottest teams in the country with an undefeated league record
- Trailing 23-7 with 4:17 left in the second quarter, the Aggies outscored the Bengals, 37-14, to record a 44-37 overtime victory

### IT TOOK TWO TO MAKE THIS COMEBACK RIGHT... IT TOOK TWO TO MAKE THIS ONE GREAT NIGHT

- Highlighting UC Davis' Homecoming victory, were a pair of fourth down conversions that each led to an Aggie touchdown
- The first took place in the fourth quarter by Jake Maier on a drive that eventually pulled the Aggies within eight with five minutes remaining
- The other was the game-winning play that saw Ulonzo Gilliam score the only points in overtime on a fourth-and-goal on Idaho State's two
- Also taking place that night were a pair of successful two-point conversions
- This is the first time since the 2004 Causeway Classic that a pair of conversions took place in the same game
- In 2004, O.J. Swanigan ran one in at the 8:44 mark of the second quarter, the other took place 20 seconds before halftime when Jon Grant's pass to Matt Gravette pushed UC Davis' lead to 30-23 at the break
- On Oct. 13, Justin Kraft's first TD as an Aggie preceded his first collegiate two-point catch — all taking place in the third quarter
- Jake Maier's pass to Jarred Harrell, with 1:09 left in regulation, capped the Aggies' comeback and tied the score at 37 apiece

### MORE SUBTLE SIGNS OF THE TEAM'S #AGSCENSION

- UC Davis' 49-36 victory at Northern Colorado took place after the Aggies' bye week
- Since joining the Big Sky in 2012, the Aggies are 2-6 coming off a bye
- UC Davis' 2014 schedule featured two bye weeks
- The Aggies' other win off the bye took place in 2013 when they beat North Dakota, 34-18, at home
- This is the best start to the Aggies' Big Sky slate in program history, and the first time UC Davis won its first two league games in any season

### EFFICIENCY AT ITS FINEST

- As impressive as the Aggies have played this season, their Oct. 6 game at Northern Colorado showed how the team's offense — one of the best in the nation — can execute drives in an efficient and precise manner
- Pulled early in the fourth quarter, junior quarterback Jake Maier completed 28 of 39 passes for 382 yards and four touchdowns
- Even though junior tight end Wes Preece only caught four of Maier's passes, he scored a career-high three touchdowns (for the second time as an Aggie) that afternoon
- Senior wide receiver Keelan Doss amassed 161 receiving yards on 11 catches
- UC Davis ended the first half with a touchdown on a drive that covered 70 yards, on 10 plays, in 70 seconds

### NEW SEASON, SAME RESULT

- For the second time in his career, junior tight end Wes Preece caught three touchdowns in a single game
- The first occasion took place last season when the Aggies hosted defending Big Sky co-champion North Dakota in their 2017 Big Sky opener
- Preece is the only Aggie in the team's Big Sky era to record three or more TDs in a game on multiple occasions

### COLBY WADMAN JOINS UC DAVIS' EXCLUSIVE LIST

- Former UC Davis punter Colby Wadman made his NFL debut on Oct. 7 as a member of the Denver Broncos
- Signed to Denver's practice squad on Sept. 26, his inaugural game as a Bronco was a busy one since it included eight punts for 329 yards
- Including his longest kick of 57 yards, the former Aggie averaged 41.1 yards per attempt and landed three of his kicks inside the 20 when his new team faced the New York Jets inside MetLife Stadium

### O'ROURKE NAMED TO FRED MITCHELL AWARD WATCH LIST

- The Fred Mitchell Award recognizes place-kickers for their excellence on the football field for the 2018 season, and for continued community service during their off-season
- Out of the 13 FCS players — and 34 overall — in the running for this honor, junior Max O'Rourke was one of four Big Sky kickers named to this award's watch list
- The junior communication major hit a career-long 45-yarder in the Aggies' home opener vs. San Diego — the sixth-longest field goal recorded in the program's Big Sky era, and one of six made out of his seven attempts this season
- Throughout UC Davis' Big Sky opener at Aggie Stadium, O'Rourke nailed all three kicks to help build a 23-point lead late in that game vs. Idaho
- In his first year at UC Davis, O'Rourke finished last year with 46 of 47 made PATs and 8 of 11 field goals
- O'Rourke led the team with 70 points, including a season-high 12 in last season's Big Sky home opener vs. North Dakota.

### A MEMORABLE TRIP TO THE FARM

- UC Davis started its season with a 2-0 record, for the first time since 2004, and entered last Saturday's game at ninth-ranked Stanford ranked No. 23 in the FCS national poll — the program's first in-season ranking as a full-fledged Division I program
- UC Davis' play in all three facets of the game caught the attention of national voters since it climbed from No. 23 to No. 21 in STATS FCS' national poll following its loss to the ninth-ranked Cardinal
- The Aggies' defense shined last week, forced two first half turnovers and kept the team within striking distance for most of the afternoon
- Senior linebacker Mason Moe led all members of that unit, and posted career highs, by recording seven total and six solo tackles, two tackles for loss, a sack, pass breakup and quarterback hurry
- Junior linebacker Nas Anesi and senior defensive back Isaiah Thomas each collected their first career interception
- A late Stanford scoring surge turned a 17-3 halftime advantage into the game's final score: 30-10
- Senior wide receiver Keelan Doss notched his 13th-career 100-yard game by finishing with 106 yards on 13 receptions
- In his Aggie debut, sophomore quarterback Hunter Rodrigues completed 6 of 8 passes and connected with senior quarterback/wide receiver C.J. Spencer for his first collegiate touchdown



### **GOOD MORNING FOOTBALL FANS!**

- UC Davis' Sept. 15 road game at Stanford kicked-off at 11 a.m., the earliest played during its Big Sky era
- This is not the first time the Aggies kicked-off at this time, other 11 a.m. games that took place include:

11/7/15 - at Weber State  
9/26/15 - at North Dakota  
10/18/14 - at Montana

### **ALL THREE UNITS SHINED VS. SAN DIEGO**

- UC Davis defeated San Diego in its Sept. 8 home opener by dominating all three facets of the game
- The Aggies' defense did not allow the Toreros to cross its 37-yard line in any point of the first half, and held them scoreless for the final 19:06 of the game
- Led by his game-high kick of 58 yards, including three that landed inside the 20, sophomore punter Daniel Whelan averaged 40.7 yards per punt
- Five of junior kicker Matt Blair's kickoffs ended with a touchback
- Junior kicker Max O'Rourke nailed both attempts, include a career-long kick from 45 yards with no time remaining in the first half
- UC Davis scored 34 unanswered points to turn a one-point deficit in the third quarter into the game's final score (54-21)
- The Aggies were responsible for all 20 points scored in the first half
- UC Davis' 54 points are the most scored by a San Diego opponent since Drake scored 52 during the 2000 season, and the most by a non-conference opponent since Saint Mary's finished with 52 in its 1996 game against USD

### **WHELAN WAS KICKIN' IT ALL NIGHT LONG**

- San Diego's average drive start, until the final minutes of the first half, was its nine thanks to UC Davis sophomore punter Daniel Whelan
- That success earned him ROOT SPORTS Special Teams Player of the Week, as announced on Sept. 10
- This is his first career Player of the Week award
- Whelan amassed 285 yards on seven punt attempts, including three that landed inside the 20, with the longest kick traveling 58 yards
- In the first half, San Diego never crossed its 37-yard line since it was pinned deep in its own territory; one Torero drive started on the one-yard line, another started on USD's seven

### **UC DAVIS EARNS FIRST TOP 25 RANKING**

- For the first time in the program's Big Sky

history, UC Davis earned a top 25 ranking in STATS FCS' national poll when the outlet released its latest listing on Sept. 10

- This ranking is well deserved since the Aggies started the season 2-0 for the first time since 2004 thanks to wins collected against a FBS program and 2007 NCAA FCS postseason participant

### **JOIN COACH HAWKINS AT THE UC DAVIS COACHES SHOW**

- UC Davis football fans are invited to become part of a new tradition when Head Football Coach Dan Hawkins breaks down his team's previous game, and offers commentary on the Aggies' upcoming contest from 7-8 p.m. during the UC Davis Coaches Show
- Sports 1140 KHTK will also provide a live broadcast of each show taking place at Woodstock's Pizza in Downtown Davis, hosted by Scott Marsh
- Visit [UCDavisAggies.com](http://UCDavisAggies.com), or @UCDfootball on Twitter to find out when the next Coaches Show will take place

### **UC DAVIS EARNS FCS' FIRST VICTORY OF '18 OVER A FBS TEAM**

- In addition to securing the team's second victory versus SJSU in the last three head-to-head games on Aug. 30, UC Davis' result in its 2018 season opener marked the third Aggie victory over a FBS-level opponent in program history
- UC Davis is responsible for the first FCS victory over a FBS program this season
- The team's first win versus a FBS program took place at Stanford during the 2005 season, the next was earned at San José State five years later

### **SEEING IS BELIEVING**

- For the first time in school history, UC Davis finished as the No. 1 offense among all Big Sky schools
- San José State witnessed this efficient unit firsthand throughout each team's 2018 opener since four of the Aggies' scoring drives took 90 seconds or less
- That evening in San Jose, UC Davis scored touchdowns on drives that lasted :34, :47, 1:29 and 1:30

### **THE AGGIES' #AGSCENSION CONTINUES**

- UC Davis' result at SJSU marked the team's first victory in a season opener since it topped Azusa Pacific at home (41-3) in 2012
- The Aggies are now in a position to start the season with a 2-0 record for the first time

since 2004 when they opened the year with a home win against South Dakota State and a road win at Weber State (team won its first five games in '04)

- If victorious on Saturday, UC Davis will hold a 2-0 record for the first time in its Big Sky era

### **GILLIAM'S FIRST IMPRESSION WAS AN OUTSTANDING ONE**

- In his first game as an Aggie, redshirt freshman running back Ulonzo Gilliam ran for 132 yards, scored two touchdowns on the ground, caught another and was responsible for 18 of his team's 44 points to lift UC Davis to a 44-38 victory over San José State on Aug. 30
- The Merced native's performance that evening led to Big Sky officials bestowing ROOT SPORTS Offensive Player of the Week honors
- Gilliam's effort was the best in the nation that week, literally, since STATS FCS also selected him as its National Freshman Player of the Week
- This is the first time an Aggie earned National Player of the Week accolades from STATS

### **MAIER COLLECTS A PAIR OF AWARDS AS WELL**

- UC Davis' third victory over a FBS school also led to a pair of awards for junior quarterback Jake Maier
- That night, he set two new Big Sky single-game records by completing 37 of 55 passes
- By throwing for 446 yards — the third 400-yard game of his career, which spans 12 games as an Aggie — and three touchdowns, the La Habra native received, for the week ending on Sept. 3, College Sports Madness' Big Sky Player of the Week award and FCS National Performer of the Week Honorable Mention from the College Football Performance Awards
- This is the second accolade earned from the CFPA this year; it named Maier to its Performer of the Year Watch List in late August

### **AGGIES FEATURED IN PRESEASON POLLS**

- Thanks to last season's success, and the talent featured on this year's roster, HERO Sports included UC Davis when it revealed its Preseason Top 25 Poll
- The outlet ranked the Aggies No. 22, its highest national preseason ranking since they joined the Big West Conference
- STATS FCS voters are keenly aware of UC Davis' #AGScension since they received votes in this national preseason poll
- Of the nine teams featured by STATS FCS in this preseason poll, the Aggies will face five

## 10-27 at Montana >> Washington-Grizzly Stadium >> Missoula, Mont.

throughout the upcoming season: Eastern Washington (#9), Montana (#24), Northern Arizona, Idaho and Sacramento State (RV)

### YOU ARE WITNESSING THE PROGRAM'S #AGSCENSION

- UC Davis enjoyed its most successful season as a Big Sky school in 2017, the first under head coach Dan Hawkins
- Senior wide receiver Keelan Doss became the program's first consensus All-American
- Doss also became the program's first finalist for the Walter Payton Award — the FCS' version of the Heisman Trophy awarded to the most outstanding offensive player
- Doss and junior quarterback Jake Maier collected two of the league's top individual awards when officials named them Big Sky Offensive Player of the Year and Newcomer of the Year
- UC Davis ended the 2017 season as the Big Sky's top offense for the first time in program history
- The Aggies ended the year with a combined 46 new program records during their Big Sky era, Division I era or all-time
- Football faced more ranked teams, or teams receiving votes in 2017 since joining the conference
- The team's five wins against Division I opponents equaled the total from the previous three years combined
- Its five Big Sky Player of the Week awards match the total from the previous four seasons

### THANK YOU, FRED

- After more than 40 years on the sideline, longtime assistant head coach Fred Arp retired at the conclusion of the 2007 season
- Arp remained a vital part of the program, even though he retired from coaching, for the rest of his life
- "All I ever wanted to be was an Aggie," Arp said. "I had job offers in the past that I didn't take. This is a special place. We've finally got to being on the brink of what it always should've been. We've got the new stadium, we've got the (Marya Welch) tennis facility, we've got the ARC (Athletic and Recreation Center), we're Division I. We're just on the cusp of doing what I always envisioned this place could do."
- Arp's career spanned the streak of 37 consecutive winning seasons, then run of 20 straight conference championships, and 17 NCAA Division II postseason appearances
- He coached in four different conferences and for four head coaches, amassing a career record

of 307-115-5

- In 2003, Arp's contributions on and off the field resulted in an AFLAC National Assistant Coach of the Year Award
- "I think when everybody looks back at Fred's career, it's not going to be about 'x's' and 'o's'. I don't think people are going to talk about Fred and how he made them a greater football player" said Bob Biggs. "What they're going to talk about is Fred made them a greater person. What makes him so unique is it's done so subtly. He's not a man of a lot of words. He's got great human instincts. He's got a quiet way of being able to talk to people and let people know what's the right way and wrong way of doing things
- Added Biggs, "He's always, always had the players' best interests in mind and I think that's what everybody respects about him."
- Arp graduated from UC Davis in 1967 with a degree in physical education
- His wife, Jane, served as a team photographer for decades, while son Ben maintains a UC Davis football website

### HONORED BEFORE YOU BECAME GREAT WHEN ARP ASSIGNED #88

- Although most teams hand out awards at the conclusion of a season or career, the Aggie jersey number 88 was considered an honor won in advance
- Former assistant head coach and D-line guru Fred Arp issued it to a defensive end in anticipation of success for its bearer; listed below are the more prolific 88's in Aggie history:

**Dave Clerici (1968-71)** - Twice won all-conference and Outstanding Lineman honors

**Ric Rimmer (1972-74)** - All-conference winner and Outstanding Lineman in 1973

**Casey Merrill (1976-78)** - Hall of Famer, 1978 All-American, played eight years in NFL for Green Bay, N.Y. Giants and New Orleans

**Glenn Fricker (1981-83)** - Hall of Famer, program's all-time sacks leader

**Brian Anderson (1990-92)** - Three-time all-conference pick, CoSIDA Academic All-District selection and Outstanding Lineman in 1992

**Josh Anstey (1995-98)** - Three-year All-American (Note: two of these All-America awards were preseason nods)

**B.J. Brust (1999-2002)** - 2002 team captain,

two-time Outstanding Lineman

- Pila Fatukala, a solid but injury-plagued lineman, had the jersey after Brust; Andy Rice was the last to wear No. 88
- That's five out of the six DEs on those teams from the 1970s, 1980s and 1990s
- The sixth DE was Mike Wise, whose career overlapped with Fricker by two years

### TALENTED INCOMING NLI CLASS PREPS FOR DEBUT SEASON

- UC Davis will look to build off a successful 2017 season with its incoming class of 18 NLI signees. All are incoming freshmen, unless otherwise noted

**John Aloma - So, LS:** Originally signed with Utah after graduating from Simi Valley High School in 2016. He competed at Moorpark College last season and earned junior college All-Star accolades. His snap-to-kick times are consistently clocked at 1.0 seconds; the average D-I time is 2.1.

**Lance Babb II - WR:** Babb, a three-star recruit as ranked by Scout, earned All-Area Player of the Year, All-Area first team, Almont League Offensive Player of the Year and All-League first team honors as a senior. That year, he finished with 1,393 receiving yards, 14 solo and 18 total tackles to lead Schurr High School to its first Almont League title since 2010.

**Malik Banks - OL:** Named Crestview League Offensive Lineman of the Year and competed in the 2017 Orange County All-Star Football Game as a member of the North team as a senior. With Banks shining on his team's offensive line, the Spartans won consecutive league titles in his final two years at Villa Park High School.

**Nick Eaton - LB:** The *Sacramento Bee* All-Metro 2017 selection was an All-Capitol Valley Conference selection and team captain as a senior. In addition to catching 34 passes for 394 yards as a senior, he recorded 143 total tackles, including 44 solo, 16.5 sacks for a combined 107 yards lost, 57 hurries, forced or caused three fumbles throughout his three-year career at Whitney High School.

**Jordan Ford - OL:** *Sacramento Bee* All-Metro 2017 selection earned All-Capitol Valley Conference first team, CVC Lineman of the Year and MVP awards as a senior. Led Del Campo High School to the Sac-Joaquin Section semifinals last season after his team won

a Capital Valley Conference championship, thanks to its undefeated 7-0 league and 12-1 overall record.

**Da'Von Frazier - DB:** The *Sacramento Bee* All-Metro 2017 selection intercepted seven passes and collected 47 tackles throughout his junior season, one that saw the Thundering Herd win a championships. Played three positions for Elk Grove HS in his final year with the program: defensive back, wide receiver and running back. Ended his senior season with all-conference honors for the second consecutive year.

**Matthew Hyman - Jr., TE:** Played two seasons at Santa Rosa Junior College; the Bear Cubs finished 9-2 and advanced to the Gridiron Classic Bowl in 2016, the program's fourth bowl game in as many seasons.

**Justin Kraft - WR:** The *Sacramento Bee* All-Metro 2017 selection collected All-Capital Valley Conference first team, All-Section and All-Metro accolades during his sophomore through senior seasons. The two-time Cal-Hi Sports All-State Nominee and CVC Offensive Player of the Year's awards haul also includes Whitney High School Offensive Rookie of the Year, Outstanding Athlete and Offensive Playmaker.

**Jake Parks - OL:** Veteran starter was an All-Trinity League first team and All-County second team selection as a senior. Three-star talent recorded 18 sacks throughout his senior season competing in one of the toughest leagues in California.

**Cade Peacock - DL:** Earned a top-35 ranking by 247SportsComposite in its list of Washington's top 2018 players. He ended the '17 season with 59 tackles (31 solo), 11 tackles for loss, seven sacks, two hurries and fumble recoveries, which led to All-Metro Mountain Division first team honors.

**Hunter Rodrigues - So., QB:** In his first season leading American River College as its quarterback, Rodrigues posted 2,191 passing yards, threw 23 touchdowns and rushed for another 14. Rodrigues played a key role in the team's successful 2017 season, one that saw them record a 10-2 overall and perfect 5-0 conference record, win a title and finish their year as runner-ups in Northern California Football Conference championship game.

**Tyler Saikhon - DB:** Recorded 1,683 yards on 215 carries, averaged 7.8 yards per carry and

112.2 rushing yards per game last year.

Ran for 100 or more yards in 10 of his team's 15 games; 25 of his 38 touchdowns were earned on the ground. Also caught 37 passes for 713 yards, 10 TDs, 3,131 all-purpose yards and 52 tackles (32 solo). Saikhon intercepted three passes, broke up another three and returned 10 punts for a total of 368 yards.

**Ari Sallus - OL:** Named Western League Offensive Lineman of the Year, All-City Offensive Lineman of the Year and Team Offensive MVP as a senior. He recorded 46 tackles, 8.5 tackles for loss and three sacks throughout his junior and senior seasons and led Palisades Charter High School to consecutive Western League titles.

**Nico Sarale - OL:** The MaxPreps All Sac-Joaquin Section First Team Offense and Modesto Bee All-District honoree as a junior and senior received nine offers, the most in Oakdale High School's history. In addition to anchoring an offensive line that produced two 1,000-yard running backs last year, Sarale helped his team finish 12-2 overall, 7-0 in league play and win a Valley Oak League crown. Top-rated offensive lineman on the *Sacramento Bee*'s list of top returning football players before the start of the '17 season.

**Jack Shippy - DB:** Seventy-eight of 126 tackles recorded throughout his last two seasons were solo. Shippy also intercepted nine passes and forced two fumbles throughout that same timespan. Two weeks after San Clemente High School won its first Southern Section championship, a Shippy-led defense defeated Del Oro to capture a state title in 2016. He averaged 5.3 tackles per game as a junior, and increased that mark to 6.6 tackles per game as a senior.

**Robert Simkins - WR:** Led Terra Linda High School to a Marin County Athletic League title and North Coast Section playoff run throughout his three years with the program. Earned MVP, Most Valuable Offensive Player, and three all-league awards, and played three positions: quarterback, wide receiver and defensive back.

**Josiah Suani - DL:** All-Bay Area News Group, All-West Alameda County Conference-Shoreline and Defensive Player of the Year selection as a senior. Of his 79 tackles recorded throughout the 2017 season, 56 were solo and a team-high 32 were for a loss. Also led his team in sacks (14.0), sacks per game (6.5), yards lost (61) and hurries (5)... Averaged 7.9 tackles per game, forced one fumble and blocked one field goal

last season.

**Chris Venable - DB:** Earned Big VIII first team honors after leading Corona Centennial to an 11-2 overall record and conference championship after posting an undefeated league record. As one of his team's defensive backs and wide receivers, Venable finished the '17 season with 12 touchdowns, five interceptions, and 86 tackles. He also played both positions throughout his junior year, and finished with 13 TDs, five interceptions and 165 tackles, which led to MVP, all-league, All-CIF and all-area first team awards.

## **SUCCESSFUL '17 SEASON LEADS TO AGGIES' SUMMERTIME AWARDS HAUL**

• Multiple Aggies earned individual preseason honors leading up to the 2018 season opener, a list of accolades that includes:

### **Senior WR Keelan Doss**

- 2018 Walter Payton Award Watch List
- Consensus preseason All-American
- CFPA Performer of the Year Watch List
- Big Sky Preseason Offensive Player of the Year
- Big Sky Preseason All-Conference Team
- Phil Steele Preseason All-Big Sky Team

### **Junior QB Jake Maier**

- 2018 Walter Payton Award Watch List
- CFPA Performer of the Year Watch List
- Phil Steele Preseason All-Big Sky Third Team

### **Junior TE Wesley Preece**

- STATS FCS Preseason All-American
- HERO Sports All-American
- Phil Steele Preseason All-American
- Phil Steele Preseason All-Big Sky Team
- College Sports Madness All-American

### **Senior DL Terrell Cloud**

- Phil Steele Preseason All-Big Sky Team

### **Senior DB Vincent White**

- Phil Steele Preseason All-Big Sky Team

### **Senior KR Namane Modise**

- Phil Steele Preseason All-Big Sky Team

### **Sophomore PR Isaiah Thomas**

- Phil Steele Preseason All-Big Sky Team

## **THERE CAN ONLY BE ONE #1, AND ORNELAS IS IT**

• Director of Video Services and Technical Operations Tim Ornelas' is the reigning FCS Video Coordinator of the Year



## 10-27 at Montana >> Washington-Grizzly Stadium >> Missoula, Mont.

- The 2018 season is Ornelas' sixth in his current position
- Unlike a vast majority of schools that compete at the FCS and Football Bowl Subdivision levels, Ornelas' responsibilities are not solely focused on the sport
- In addition to handling typical sport-related tasks such as organizing and editing practice film, game film, coaches film, weekly film exchanges, creating social media highlights and videos, he is responsible for executing UC Davis' video streams (and coaches film) for men's water polo, volleyball, field hockey, men's and women's soccer, gymnastics, men's and women's basketball, lacrosse and baseball
- It was he who collaborated with head men's water polo coach Daniel Leyson to create the infrastructure needed to live stream events at Schaal Aquatics Center for the first time in the facility's history
- Known by his colleagues as one of the most dedicated and hardest-working individuals in the department, Ornelas also serves as the primary contact for third-party broadcasting companies that televise UC Davis football and men's basketball games
- The technical operations portion of his title also allows him to expand his skill set in ways his peers at the FBS and FCS levels are not afforded. Whenever there is an issue with a scoreboard or electronic display at any UC Davis athletic facility, he is the individual responsible for finding solutions
- His expertise is not limited to video and maintaining electronic equipment since he also sets everything up for play-by-play commentators and analysts when they broadcast home events

### NEW NCAA RULES FOR THE 2018 SEASON

- The NCAA is adopting a number of rules changes for the 2018 season, a list that includes:

#### Redshirt designation

Student-athletes can participate in up to four regular season or playoff games without burning their redshirt for the season. The rule will preserve a year of eligibility while still allowing some wiggle room for an athlete who hasn't yet used his redshirt season.

#### Fair catch on kickoffs

Any kickoff fair caught inside the 25 will be placed at the 25. The rules committee had moved kickoffs from the 30 to 35 in 2012 and have fair catches on kickoffs go to the 25 to reduce the number of returned kickoffs to try to reduce injuries.

#### Blocking below the waist

Only players on the line of scrimmage within the tackle box may block low from the side. This means running backs may no longer block low if the force of the contact is from the side. Previously this was a legal block when the ball crossed the neutral zone. All blocks below the waist are illegal more than five yards down field from the line of scrimmage

#### Penalties on field goals

Under the old rule if the defense committed a foul on a field goal attempt the offense could decline the penalty and accept the outcome of the play or accept the penalty with ball moved the appropriate distance. Under the new rule the kicking team can accept the penalty and have the ball moved the appropriate distance (and maybe have a first down based on the distance or the first down could be part of the penalty) OR the kicking team can take the result of the play AND accept the penalty. If the field goal is made, the kicking team can leave the points on the board and have the penalty yardage enforced on the kickoff.

#### Pace of play

After touchdowns and field goals a forty second clock will start. The old rule provided for a 25 second clock starting on the referee's ready signal.

#### Ten-second run-off on replay

If there is less than one minute left in a half and the officials make a ruling that stops the clock when the clock should have continued running, if the ruling is over-turned by replay there will be a 10 second run-off.

### FOOTBALL IS COACH HAWKINS' PASSPORT

- UC Davis alum ('84) Dan Hawkins is respected nationwide for his football acumen, knowledge and experiences gained around the world
- In addition to his head coaching stints at Boise State and Colorado, Coach Hawkins has coached 13 teams around the world and held positions that include:

ESPN, Sirius XM - College Football Analyst  
USA Football - Head Coach  
Montreal Alouettes - Head Coach  
Vienna Vikings - Offensive Coordinator  
Willamette University - Head Coach  
Sonoma State University - Defensive Coordinator  
College of the Siskiyous - Offensive Coordinator  
Christian Brothers High School - Head Coach

### OH CAPTAIN, MY CAPTAIN

- UC Davis' 2018 team captains, as voted on by the student-athletes, are:

Nas Anesi - Jr., LB  
Keelan Doss - Sr., WR  
Jake Maier - Jr., QB

### HELLO AMERICA

- Starting with the Aggies' Sept. 15 game at Stanford, broadcasted on the Pac-12 Networks, five televised games will feature UC Davis
- Both ELEVEN SPORTS broadcasts will originate from Aggie Stadium when Idaho (Sept. 22) and Sacramento State (Nov. 17) visit campus
- SWX, a regional channel that provides content throughout Eastern Washington state, the Idaho Panhandle and Montana will televise Aggie road games at Montana (Oct. 27) and Eastern Washington (Nov. 10)

### UC DAVIS FOOTBALL IS BACK ON KHTK

- As has been the case for more than two decades, Sports 1140 KHTK will continue to air Aggie football broadcasts through the 2020 season as the team's flagship station thanks to a new three-year agreement
- Calling all football games this season are Scott Marsh (PBP) and Doug Kelly (Analyst); their pregame show will begin 30 minutes before kickoff
- In addition to their broadcast on 1140AM, fans can listen to every UC Davis football game online through TuneIn radio on Sports 1140 KHTK's channel on the internet radio medium

### THERE IS NO PLACE LIKE HOME

- With an official capacity of 10,849, Aggie Stadium opened in 2007 as one of the three major facilities funded by the Facilities and Campus Enhancement, for F.A.C.E., Initiative of 1999
- The UC Davis women's lacrosse team was the first to compete on its Shaw Sports (formerly Sportex) turf, defeating Saint Mary's on April 1, 2007
- The football team began competing at Aggie Stadium that fall, after more than a half century at Toomey Field
- UC Davis field hockey team also played at Aggie Stadium before moving to its own facility in 2014
- Aggie Stadium was designed by industry leader Ellerbe Beckett, built by local firm Brown Construction, features fixed seating on each of the east and west sides, with grass berm seating – now known as the UC Davis Children's Hospital Family Zone – adjacent to



each end zone

- Beneath the press box resides the Bruce Edwards Club Room, a popular venue for receptions, meetings and other gatherings
- Before the start of the 2017 football season, a new video board — measuring 28x50 and 1,400 square feet, was added
- Starting in the spring of 2018, Aggie Stadium became the home of FC Davis, a semi-professional soccer club that competes in the National Premier Soccer League
- Aggie Stadium's first football game took place on Sept. 1, 2007, vs. Western Washington
- The Tavernetti Bell, also known as the "Victory Bell", greets fans entering Aggie Stadium
- The bell is named after Thomas Tavernetti (1889–1934) and is rung once for every point scored after an Aggie victory
- With the construction of Aggie Stadium, the bell followed from its previous location at the old site on Toomey Field
- In 2016, a statue of football coaching legend Jim Sochor was unveiled before that year's Causeway Classic - UC Davis' annual rivalry game vs. Sacramento State (a match-up that saw Sochor's team win 18 of 19 played)
- The bronze statue sits just outside the stadium's main gate; Sochor's likeness gazes toward the stadium's Jim Sochor Field, named in his honor when the stadium first opened in 2007
- Visit <http://bit.ly/JimSochor> to watch a video of the statue's unveiling

#### **SAM PANINO - FOREVER AN AGGIE**

- There is only one number UC Davis football retired, and that is #25 in honor of Sam Panino
- On September 11, 1999, the second game of his junior year, Paneno earned his first career start at running back vs. Western Oregon and responded to the call by rushing for a career-high 114 yards and a pair of touchdowns.
- On the first play of overtime, Paneno dislocated his right knee; he received treatment at a Salem, Ore. hospital, and later, at the UC Davis Medical Center
- His injury disrupted the blood flow to the lower leg and foot; Paneno underwent emergency surgery, and blood flow was restored
- However, complications arose from the initial injury and after further procedures, a team of UCDMC orthopedic surgeons deemed it necessary to amputate the lower portion of his right leg
- The amputation surgery was performed on September 20, nine days after the game at WOU
- Support for Paneno came from all parts of the country; the host of the NCAA D-II Championships in Montgomery, Ala., created a website for fans

to offer prayers and words of encouragement

- Hundreds of sentiments flooded the website, including those from fellow collegiate players who only the name UC Davis from national rankings and past playoff results

- Paneno paid his first visit to his teammates the following week after the surgery
- His positive attitude despite his ordeal proved to be an inspiration for all, he felt gratitude to his family, faith and friends, but never felt self-pity
- While ESPN had arrived on campus on September 20 to report on the athlete's tragedy, CBS Sports, Sports Illustrated and even People Weekly later paid visits to UC Davis to report on his courage
- Paneno was later fitted with two different prosthetic legs - one for "everyday" use and the other allowing him to resume to such pastimes as running, surfing, even rock-climbing
- UC Davis football retired his No. 25 jersey the following year (2000)
- Miami Dolphins' lineman Trace Armstrong was so touched by seeing Paneno's story as part of the CBS halftime report on Thanksgiving Day, that he invited him to attend the Raiders-Dolphins game as a guest of the team
- In 2001, Paneno was formally honored by the NCAA when he was named co-winner of the inaugural Inspiration Award, bestowed upon a former student-athlete who has displayed "perseverance, dedication and determination" to overcome a life-altering event
- Paneno went on to earn his undergraduate degree in psychology from UC Davis in 2001 and later his juris doctorate from UC Davis School of Law in 2005

#### **NO LONGER A PLANET, NOW A NEW BIG SKY PARTNER**

- The Big Sky Conference is the first mid-major conference with its own 24/7 "Over The Top" channel
- OTT platforms have become a very popular way for consumers to view video, audio and other media content transmitted via the Internet, and not through traditional cable or satellite companies
- Pluto TV is the leading free "Over The Top" television service in America with more than 6 million active users per month, and growing
- Pluto TV is the leading free Internet-based TV service that is available on almost any device such as Roku, Apple TV, Android TV, Google Chromecast, Amazon Fire TV, PlayStation, Xbox, and smart TVs like Sony, Samsung, Vizio and more
- Pluto TV is also available through a free app on mobile and table devices (i.e. iOS and Android), as well as traditional PCs

• All content on Pluto TV is free, including its Video on Demand is provided by Big Sky schools and available on the following channels:

#### **245 - UC Davis**

- 232 - Portland State
- 233 - Sacramento State
- 234 - Eastern Washington
- 235 - Weber State
- 236 - Southern Utah
- 237 - Montana
- 238 - Montana State
- 239 - Northern Arizona
- 240 - North Dakota
- 241 - Northern Colorado
- 242 - Idaho
- 243 - Idaho State
- 244 - Cal Poly

**NOTE:** Access the respective channel of football's opponent when the Aggies are on the road

#### **FORMER DIVISION II FOES FACE ONE ANOTHER IN 2019**

- UC Davis and North Dakota State (winners of five consecutive national championships) have finalized an agreement to play a non-conference game inside the Fargodome on Sept. 21, 2019
- This is the first matchup since the 2007 season
- Entering the 2018 season, UC Davis is responsible for NDSU's last non-conference home loss (9/13/03)

#### **MAKE YOUR TRAVEL PLANS NOW!**

- In addition to hosting Lehigh in 2019, UC Davis will open the season on Aug. 31 at Cal
- Additional road games against the Golden Bears are slated for Sept. 3, 2022 and Aug. 31, 2024
- The 2020 season includes the Aggies' Aug. 29 season opener at Nevada

#### **FROM THE PAST TO THE PRESENT**

- The 2018 season is the Aggies' 100th overall
- Due to World War II, UC Davis did not compete in 1943, 1944 and 1945; World War I prevented the Aggies from competing in 1918
- Winning records were posted for 37 consecutive seasons, from 1970 through 2006
- During part of that timespan, the Ags won 20 straight conference titles (1971-1990)
- This is UC Davis' seventh year in the Big Sky
- UC Davis' inaugural Big Sky season took place in 2012
- Prior to joining the Big Sky Conference in 2012, UC Davis' previous conference affiliations include:

## **10-27 at Montana >> Washington-Grizzly Stadium >> Missoula, Mont.**

### **Great West Conference**

2004-11

### **Division II Independent**

1994-2003

### **American West Conference**

1993

### **Northern California Athletic Conference**

1982-92

### **Far Western Conference**

1925-81

### **WHAT'S AN AGGIE?**

- Aggie is a term for students of an (historically) agricultural school. Since schools like UC Davis & Texas A&M have agricultural roots, all students at schools such as these are "Aggies"
- The official UC Davis mascot is a mustang named Gunrock, hence the horse image
- The name dates to 1921 when the U.S. Army brought a horse named Gun Rock to UC Davis to supply high-quality stock for cavalry horses. The mustang mascot was selected to honor that cavalry horse



## MISCELLANEOUS STATS

## GAME-BY-GAME STARTERS

Opponent	RT	RG	C	LG	LT	WR	TE	QB	RB	WR	WR
at San José State	Richardson	Hufford	Martin	Parks	Lamson	Doss	Preece	Maier	Gilliam	Vaughn	Harrell
<b>San Diego</b>	<b>Richardson</b>	<b>Pettek</b>	<b>Parks</b>	<b>Hufford</b>	<b>Lamson</b>	<b>Doss</b>	<b>Preece</b>	<b>Maier</b>	<b>Gilliam</b>	<b>Vaughn</b>	<b>Harrell</b>
at Stanford	Richardson	Parks	Pettek	Hufford	Lamson	Doss	Preece	Maier	Gilliam	Vaughn	Harrell
<b>Idaho*</b>	<b>Richardson</b>	<b>Pettek</b>	<b>Parks</b>	<b>Hufford</b>	<b>Lamson</b>	<b>Doss</b>	<b>Preece</b>	<b>Maier</b>	<b>Gilliam</b>	<b>Vaughn</b>	<b>Harrell</b>
at Northern Colorado*	Richardson	Pettek	Parks	Hufford	Gallant	Doss	Preece	Maier	Gilliam	Vaughn	Harrell
<b>Idaho State*</b>	<b>Richardson</b>	<b>Pettek</b>	<b>Parks</b>	<b>Hufford</b>	<b>Gallant</b>	<b>Doss</b>	<b>Preece</b>	<b>Maier</b>	<b>Gilliam</b>	<b>Vaughn</b>	<b>Harrell</b>
at Cal Poly*	Richardson	Pettek	Parks	Hufford	Lamson	Doss	Preece	Maier	Gilliam	Vaughn	Harrell
at Montana*											
<b>Northern Arizona*</b>											
at Eastern Washington*											
<b>Sacramento State*</b>											

Opponent	LE	NT	RE	LB	LB	LB	LB	CB	CB	S	S
at San José State	Ocansey	Franklin	Flowers	Baumgart	Moe	Jamison	Anesi	J. White	V. White	Olave	Duncan
<b>San Diego</b>	<b>Ocansey</b>	<b>Franklin</b>	<b>Jamison</b>	<b>Baumgart</b>	<b>Parenteau</b>	<b>Flowers</b>	<b>Anesi</b>	<b>J. White</b>	<b>V. White</b>	<b>Olave</b>	<b>Duncan</b>
at Stanford	Ocansey	Franklin	Jamison	Baumgart	Parenteau	Bland	Anesi	King	V. White	Olave	Duncan
<b>Idaho*</b>	<b>Ocansey</b>	<b>Franklin</b>	<b>Jamison</b>	<b>Baumgart</b>	<b>Parenteau</b>	<b>Flowers</b>	<b>Anesi</b>	<b>King</b>	<b>V. White</b>	<b>Olave</b>	<b>Duncan</b>
at Northern Colorado*	Ocansey	Franklin	Jamison	Baumgart	Moe	Flowers	Anesi	King	V. White	Olave	Duncan
<b>Idaho State*</b>	<b>Ocansey</b>	<b>Franklin</b>	<b>Jamison</b>	<b>Baumgart</b>	<b>Moe</b>	<b>Flowers</b>	<b>Anesi</b>	<b>King</b>	<b>V. White</b>	<b>Olave</b>	<b>Duncan</b>
at Cal Poly*	Rodgers	Franklin	Suani	Baumgart	Moe	Flowers	Anesi	King	V. White	Olave	Duncan
at Montana*											
<b>Northern Arizona*</b>											
at Eastern Washington*											
<b>Sacramento State*</b>											

\* - Big Sky Game

## RECORD BREAKDOWN

Home.....	3-0	Led After Three Quarters.....	5-0	Led Time of Possession.....	2-1
Road.....	3-1	Tied After Three Quarters.....	0-0	Trailed Time of Possession.....	4-0
Big Sky.....	4-0	Trailed After Three Quarters.....	1-1	Time of Possession is Tied.....	0-0
Non-Conference.....	2-1	In Overtime.....	1-0	Scored Def./Special Teams TD.....	2-1
Non-Conference Home Games.....	1-0	Scored 40+ Points.....	5-0	Allowed Def./Special Teams TD.....	0-0
Non-Conference Road Games.....	1-1	Scored 30-39.....	0-0	Committed Fewer Penalties.....	4-0
Big Sky Home.....	2-0	Scored 20-29.....	1-0	Penalties are Equal.....	1-0
Big Sky Road.....	2-0	Scored 0-19.....	0-1	Committed More Penalties.....	1-1
On Grass.....	2-1	Opponent Scored 40+ Points.....	0-0	Committed Fewer Turnovers.....	4-0
On Turf.....	4-0	Opponent Scored 30-39.....	3-1	Turnovers are Equal.....	1-1
In August.....	1-0	Opponent Scored 20-29.....	2-0	Committed More Turnovers.....	1-0
In September.....	2-1	Opponent Scored 0-19.....	1-0	Won the Coin Toss.....	5-0
In October.....	3-0	Outrushed Opponent.....	4-0	Lost the Coin Toss.....	1-1
In November.....	0-0	Opponent Outrushed UC Davis.....	2-1	Wearing White Jersey/White Pants.....	1-0
Afternoon Games.....	4-1	Outpassed Opponent.....	6-0	Wearing White Jersey/Blue Pants.....	1-0
Night Games (6 p.m. or later).....	2-0	Opponent Outpassed UC Davis.....	0-1	Wearing White Jersey/Grey Pants.....	1-0
Scores First.....	5-1	Completed 60 pct. of Passes.....	5-1	Wearing Blue Jersey/Gold Pants.....	2-0
Opponent Scores First.....	1-0	Opp. Completed 60 pct. of Passes.....	1-0	Wearing Grey Jersey/Grey Pants.....	1-1
Led at Halftime.....	6-1	Compiled More Total Yards.....	6-1	Wearing White Helmets.....	2-0
Tied at Halftime.....	0-0	Yards Were Equal.....	0-0	Wearing Gold Helmets.....	4-1
Trailed at Halftime.....	0-1	Opp. Compiled More Total Yards.....	0-0		



## LAST TIME IT HAPPENED

## INDIVIDUAL RUSHING

30+ Rushing Attempts.....	38 by Manusamoa Luuga vs. Sacramento State, 11/19/16
<b>100-199 Rushing Yards .....</b>	<b>101 by Tehran Thomas at Cal Poly, 10/20</b>
200-299 Rushing Yards.....	249 by Manusamoa Luuga vs. Sacramento State, 11/19/16
300+ Rushing Yards .....	305 by Mike Ichiyama at San Francisco State, 1994
75-Yard Run (no TD) .....	84 by Preston Jackson vs. Humboldt, 10/24/92
75-Yard TD Run .....	90 by Manusamoa Luuga vs. Southern Oregon, 9/10/16
50-Yard Run (no TD).....	53 by Gabe Manzares at Cal Poly, 11/15/14
50-Yard TD Run.....	71 by Justin Williams vs. San Diego, 9/9/17
3 Rushing Touchdowns .....	Justin Williams at Sacramento State, 11/18/17
4 Rushing Touchdowns.....	5 by Matt Brown at Cal Poly, 10/21/00
2 Players Rush for 100 Yards.....	120 by Colton Silveria & 105 by Marquis Nicolis at Idaho State, 10/13/12

## INDIVIDUAL PASSING

<b>30-39 Pass Completions.....</b>	<b>37 by Jake Maier at San José State, 8/30</b>
<b>40-49 Pass Attempts .....</b>	<b>40 by Jake Maier vs. Idaho State, 10/13</b>
50+ Pass Attempts.....	54 by Jake Maier vs. Eastern Washington, 10/7/17
<b>3 Touchdown Passes .....</b>	<b>Jake Maier (5x), last vs. Idaho, 9/22</b>
<b>4 Touchdown Passes .....</b>	<b>Jake Maier (3x), last at Northern Colorado, 10/6</b>
<b>5+ Touchdown Passes .....</b>	<b>5 (2x) by Jake Maier, last at Cal Poly, 10/20</b>
TD Pass By Non-QB .....	29 yards by Gabe Manzares to Mark Martindale at Northern Arizona, 11/8/14
100 Yards Rushing & Passing.....	Khari Jones (102 & 328) at Sonoma State, 10/16/93
<b>300-399 Yards Passing.....</b>	<b>382 by Jake Maier vs. Idaho State, 10/13</b>
<b>400+ Yards Passing .....</b>	<b>446 by Jake Maier at San José State, 8/30</b>

## INDIVIDUAL RECEIVING

<b>10 Receptions.....</b>	<b>13 by Keelan Doss vs. Idaho State, 10/13</b>
Two Players w/ 10 rec.....	Chris Carter (18) & Sean Creadick (10) vs. Montana, 9/12/09
<b>3 Touchdown Receptions.....</b>	<b>Wes Preece (2x), last at Northern Colorado, 10/6</b>
<b>100 Yards Receiving .....</b>	<b>161 by Keelan Doss at Northern Colorado, 10/6</b>
Two Players With 100 Yards Receiving .....	Aaron Moore (159) and Keelan Doss (145) vs. Cal Poly, vs. Cal Poly, 10/28/17
50-Yard Touchdown Reception.....	50 yards by Aaron Moore vs. Cal Poly, 10/28/17
<b>50-Yard Non-Scoring Reception .....</b>	<b>64 yards by Khris Vaughn vs. San Diego, 9/8</b>
75-Yard Touchdown Reception .....	75 yds by Keelan Doss (from Jake Maier) vs. San Diego, 9/9/17
75-Yard Non-Scoring Reception.....	79 yds by Marcus Nolan (from Jon Grant) at South Dakota State, 10/28/06

## SPECIAL TEAMS/DEFENSE

Kickoff Return for Touchdown .....	100 by Namane Modise at Northern Arizona, 10/21/17
Punt Returned for Touchdown .....	68 yds by Jesse Oliva vs. Sacramento State, 9/25/04
<b>Interception Return for Touchdown .....</b>	<b>48 yds by Vincent White vs. San Diego, 9/8</b>
<b>Fumble Return for Touchdown.....</b>	<b>34 yards by Roladn Ocansey at Cal Poly, 10/20</b>
2 Interceptions Returned for Touchdown.....	Carnell Green (46) & Justin Patterson (66) at W. Oregon, 9/28/02
50-Yard Field Goal .....	52 by Brady Stuart at Weber State, 11/7/15
<b>3 Field Goals.....</b>	<b>Max O'Rourke (31, 29, 35) vs. Idaho, 9/22</b>
4 Field Goals .....	Brady Stuart (18, 29, 35, 32) vs. North Dakota, 11/16/13
Blocked Punt .....	Ryan Parenteau at Portland State, 9/16/17
Two Blocked Punts .....	Ryan Parenteau at Portland State, 9/16/17
Blocked Punt for Touchdown .....	9 yds: Blocked by Ryan Parenteau, returned by Darryl Graham at Portland State, 9/16/17
Field Goal Blocked .....	Gabe Martinez vs. Portland State, 11/05/16
Blocked FG for Touchdown .....	54 yds: Blocked by John Faletese, returned by Joshua Edwards vs. Southern Utah, 10/15/05
Two-Point Conversion by Rush .....	Colton Silveria vs. Sacramento State, 11/17/12
<b>Two-Point Conversion by Pass.....</b>	<b>Jake Maier to Jared Harrell vs Idaho State, 10/13</b>
<b>Two Two-Point Conversions.....</b>	<b>Jake Maier to Justin Kraft (2nd quarter) and Jared Harrell (4th) vs. Idaho State, 10/13</b>
Defensive Extra Point .....	Jordan Glass vs. Sacramento State, 11/17/12

## SPECIAL TEAMS/DEFENSE (cont.)

Extra Point Blocked ..... Hunter O'Brien vs. Southern Utah, 11/11/17  
 Punt Blocked for Safety ..... Jeff Allen vs. Cal State Hayward, 10/16/77  
**Scored a safety**..... **at San José State (quarterback fumbled, then threw ball past end line), 8/30**

## TEAM TOTALS

**Team Gained 200-299 Yards Rushing** ..... **232 vs. Cal Poly, 10/20**  
 Team Gained 300+ Yards Rushing ..... 334 at Sacramento State, 11/18/17  
**Team Failed to Gain 100 Yards Rushing** ..... **50 at Stanford, 9/15**  
**Team Gained 300+ Yards Passing** ..... **410 at Northern Colorado, 10/6**  
**Team Failed to Gain 100 Yards Passing** ..... **96 vs. San Diego, 9/8**  
**Team Gained 500-599 Yards Total Offense** ..... **532 vs. Idaho State, 10/13**  
 Team Gained 600+ Yards Total Offense ..... 659 at Sacramento State, 11/18/17  
 Team Failed to Gain 200 Yards Total Offense ..... 115, at Stanford, 8/30/14  
 Held Team Under 100 Yards In Total Offense ..... 97 (7 rush, 90 pass) vs. W. Oregon, 10/11/03  
 Held Team Under 200 Yards in Total Offense ..... 191 (66 rush, 125 pass) vs. No. Arizona, 9/14/13  
 Held Team Under 100 Yards Rushing ..... 77 at Southern Utah, 10/08/16  
 Fake Punt ..... by Coby Wadman vs. North Dakota, 11/16/13  
 Fake Field Goal ..... 15-yard gain by Nolan de Graaff at Sac State, 10/4/03  
 Scored 30-39 Points ..... 31 vs. Cal Poly, 10/28/17  
**Scored 40-49 Points** ..... **44 vs. Idaho State, 10/6**  
**Scored At Least 50 Points** ..... **52 at Cal Poly, 10/20**  
 Won By Shutout ..... 45-0 at Montana State, 9/16/06  
 Won on Last-Minute Field Goal ..... 32 yds by Mark Rovetti with 0:08 left vs. San Francisco State, 10/27/90  
 Won on Last-Minute Touchdown ..... 5-yd pass from Randy Wright to Sean Creadick with 0:35 left at Cal Poly, 11/13/10  
**Played an Overtime Game** ..... **44-37 win vs. Idaho State, 10/13**  
 Played a Double-OT Game ..... Win at Sacramento State, 36-28, 9/20/97  
 Played a Triple-OT Game ..... Win at Sacramento State, 36-28, 9/20/97  
 Played a Tied Game ..... vs. Humboldt State, 31-31, 9/16/95

## BY OPPONENTS

**Team Gained 500 Yards Total Offense** ..... **562 yds vs. Idaho State, 10/13**  
 Kickoff Returned for Touchdown ..... 98 yds by Jamal Miles at Arizona State, 9/1/11  
 Punt Returned for Touchdown ..... 84 yds by Xequille Harry at Weber State, 9/23/17  
 Interception Returned for Touchdown..... Jarmain Doubs vs. Southern Utah, 11/11/17  
 Two Interceptions Returned for Touchdowns..... Lucky Dozier (78) and Marcus Alford (47), No. Arizona, 9/14/13  
 Fumble Returned for Touchdown ..... 22 yds by Manny Scott-Anderson, Sacramento State, 11/19/16  
 Blocked Punt Returned for Touchdown..... by Tyler Meteer (43), at Sacramento State, 11/21/15  
 Punt Blocked ..... by Adkin Aguirre at Idaho State, 11/4/17  
 Field Goal Blocked ..... by Dylan Ledbetter, at Eastern Washington, 10/7/17  
**Scored a Safety** ..... **Jamond Dubose at Northern Colorado, 10/6**  
 Shutout Recorded..... 45-0, at Stanford, 8/30/14

2018 Events in Bold

## LONG PLAYS

## 25-YARD PLUS PLAYS

Yds	Type	Player(s)	Opponent
64	Pass	VAUGHN, Khris from MAIER, Jake	San Diego
49	Pass	HARRELL, Jared from MAIER, Jake	Northern Colorado
49*	Pass	HARRELL, Jared from MAIER, Jake	San Jose State
48*	INT	WHITE, Vincent	San Diego
48	Rush	THOMAS, Tehran	Idaho
45*	Pass	KRAFT, Justin from MAIER, Jake	Idaho State
44	Rush	THOMAS, Tehran	Cal Poly
43	KR	MODISE, Namane	Idaho State
43	Pass	CRAWFORD, C. from MAIER, Jake	San Jose State
41	Pass	HARRELL, Jared from MAIER, Jake	Cal Poly
38	KR	MODISE, Namane	San Diego
38	Pass	HYMAN, Matthew from JOHNSON, Brock	San Diego
37	FGR	THOMAS, Isaiah	San Jose State
35	Pass	DOSS, Keelan from MAIER, Jake	Northern Colorado
34*	Pass	GILLIAM, Ulonzo from MAIER, Jake	Idaho
34*	FR	OCANSEY, Roland	Cal Poly
34*	Pass	HARRELL, Jared from MAIER, Jake	San Diego
34	PR	THOMAS, Isaiah	Idaho State
33	Rush	MODISE, Namane	Stanford
33	Pass	PREECE, Wesley from MAIER, Jake	San Jose State
32	Pass	DOSS, Keelan+GILLIAM, Ulonzo from MAIER, Jake	San Diego
30	KR	MODISE, Namane	Northern Colorado
30	Rush	GILLIAM, Ulonzo	Cal Poly
28	Rush	THOMAS, Tehran	Cal Poly
28	Pass	THOMAS, Tehran from MAIER, Jake	Northern Colorado
28	KR	MODISE, Namane	Cal Poly
27	Pass	HARRELL, Jared from MAIER, Jake	Idaho
27	Pass	VAUGHN, Khris from MAIER, Jake	San Jose State
26	KR	MODISE, Namane	Northern Colorado
26*	Rush	THOMAS, Tehran	San Diego
26*	Pass	SPENCER, C.J. from RODRIGUES, H.	Stanford
25	Pass	PREECE, Wesley from MAIER, Jake	Stanford
25*	Pass	DOSS, Keelan from MAIER, Jake	Northern Colorado

\* touchdown scored on play

## LONG PLAYS BY THE NUMBERS

Long Plays By Yards	No.	TD
100+	0	0
90-99	0	0
80-89	0	0
70-79	0	0
60-69	1	0
50-59	0	0
40-49	9	3
30-39	13	3
20-29	42	5

Long Plays By Type	No.	TD
Rushing	13	1
Passing	32	8
Punt returns	2	0
Kick returns	14	0
Interceptions	2	1
Fumble returns	1	1
Other	1	0
TOTAL	65	11

## 25-YARD PLUS BY PLAYER

Player	No.	TD	R	P	KR	PR	IR	FR
MODISE, Namane	14	0	2	0	12	0	0	0
DOSS, Keelan	8	2	0	8	0	0	0	0
GILLIAM, Ulonzo	8	1	6	2	0	0	0	0
HARRELL, Jared	5	2	0	5	0	0	0	0
THOMAS, Tehran	5	1	4	1	0	0	0	0
PREECE, Wesley	4	1	0	4	0	0	0	0
VAUGHN, Khris	4	0	0	4	0	0	0	0
KRAFT, Justin	3	1	0	3	0	0	0	0
THOMAS, Isaiah	3	0	0	0	0	2	0	1
HYMAN, Matthew	2	0	0	2	0	0	0	0
CRAWFORD, C.	2	0	1	1	0	0	0	0
MARTINEZ, Ryan	2	0	0	0	2	0	0	0
WHITE, Vincent	1	1	0	0	0	0	1	0
OCANSEY, Roland	1	1	0	0	0	0	0	1
SPENCER, C.J.	1	1	0	1	0	0	0	0
MOE, Mason	1	0	0	0	0	0	1	0
DOSS, Keelan+GILLIAM,	1	0	0	1	0	0	0	0
TOTAL	65	11	13	32	14	2	2	2

## LONGEST PLAYS OF THE YEAR

## Rushing

48 THOMAS, Tehran vs Idaho (9/22/2018)

## Rushing Touchdown

26 THOMAS, Tehran vs San Diego (9/8/2018)

## Passing

64 VAUGHN, Khris from MAIER, Jake  
vs San Diego (9/8/2018)

## Passing Touchdown

49 HARRELL, Jared from MAIER, Jake  
vs San Jose State (8/30/2018)

## Punt Return

34 THOMAS, Isaiah vs Idaho State (10/13/2018)

## Kick Return

43 MODISE, Namane vs Idaho State (10/13/2018)

## Interception Return

48 WHITE, Vincent vs San Diego (9/8/2018)

## Fumble Return

34 OCANSEY, Roland vs Cal Poly (10/20/2018)

## Field Goal Return

37 THOMAS, Isaiah vs San Jose State (8/30/2018)

## Punt



**"MONEY" PLAYS - RESULTING IN A FIRST DOWN OR TOUCHDOWN**

Money plays are defined as plays resulting in first down or a touchdown

<b>MONEY RUSHERS</b>	<b>1st</b>	<b>TD</b>	<b>No.</b>	<b>Att</b>
GILLIAM, Ulonzo	26	8	31	101
THOMAS, Tehran	15	3	17	48
MODISE, Namane	7	0	7	24
DOSS, Keelan	3	0	3	7
CRAWFORD, C.	2	1	3	12
MAIER, Jake	2	0	2	9
<b>TOTALS</b>	<b>55</b>	<b>12</b>	<b>63</b>	<b>228</b>

<b>MONEY RECEPTIONS</b>	<b>1st</b>	<b>TD</b>	<b>No.</b>	<b>Rec</b>
DOSS, Keelan	29	4	30	60
HARRELL, Jared	23	4	23	31
PREECE, Wesley	7	6	11	15
KRAFT, Justin	9	2	9	15
VAUGHN, Khris	9	0	9	12
GILLIAM, Ulonzo	7	3	8	29
LIVINGSTON, D.	2	1	3	7
THOMAS, Tehran	2	1	3	5
CRAWFORD, C.	3	0	3	10
HYMAN, Matthew	3	0	3	6
SPENCER, C.J.	2	1	2	2
MARTINEZ, Gabe	2	1	2	2
MODISE, Namane	1	1	2	4
DOSS, Keelan+GILLIAM, Ulonz	1	0	1	1
JBEILY, Elias	1	0	1	3
NIXON, Luka	1	0	1	1
SKEPTARIS, C.	1	0	1	1
<b>TOTALS</b>	<b>103</b>	<b>24</b>	<b>112</b>	<b>205</b>

<b>1ST DOWN MONEY RUSHERS</b>	<b>1st</b>	<b>TD</b>	<b>No.</b>	<b>Att</b>
GILLIAM, Ulonzo	5	2	7	47
THOMAS, Tehran	5	2	6	21
CRAWFORD, C.	1	1	2	9
MAIER, Jake	1	0	1	5
DOSS, Keelan	1	0	1	4
<b>TOTALS</b>	<b>13</b>	<b>5</b>	<b>17</b>	<b>107</b>

<b>1ST DOWN MONEY RECEPTIONS</b>	<b>1st</b>	<b>TD</b>	<b>No.</b>	<b>Rec</b>
HARRELL, Jared	10	4	10	14
DOSS, Keelan	7	0	7	21
PREECE, Wesley	4	3	6	7
GILLIAM, Ulonzo	3	1	3	16
KRAFT, Justin	2	1	2	5
CRAWFORD, C.	2	0	2	5
VAUGHN, Khris	1	0	1	4
SPENCER, C.J.	1	1	1	1
SKEPTARIS, C.	1	0	1	1
THOMAS, Tehran	0	1	1	1
DOSS, Keelan+GILLIAM, Ulonz	1	0	1	1
<b>TOTALS</b>	<b>32</b>	<b>11</b>	<b>35</b>	<b>81</b>

<b>2ND DOWN MONEY RUSHERS</b>	<b>1st</b>	<b>TD</b>	<b>No.</b>	<b>Att</b>
GILLIAM, Ulonzo	13	4	15	39
THOMAS, Tehran	4	0	4	16
MODISE, Namane	3	0	3	10
DOSS, Keelan	1	0	1	2
CRAWFORD, C.	1	0	1	3
<b>TOTALS</b>	<b>22</b>	<b>4</b>	<b>24</b>	<b>79</b>

<b>2ND DOWN MONEY RECEPTIONS</b>	<b>1st</b>	<b>TD</b>	<b>No.</b>	<b>Rec</b>
DOSS, Keelan	16	4	17	29
HARRELL, Jared	8	0	8	12
PREECE, Wesley	2	3	4	6
VAUGHN, Khris	4	0	4	4
LIVINGSTON, D.	2	1	3	4
KRAFT, Justin	3	1	3	6
GILLIAM, Ulonzo	2	1	3	6
HYMAN, Matthew	2	0	2	3
NIXON, Luka	1	0	1	1
THOMAS, Tehran	1	0	1	1
<b>TOTALS</b>	<b>41</b>	<b>10</b>	<b>46</b>	<b>78</b>

<b>3RD DOWN MONEY RUSHERS</b>	<b>1st</b>	<b>TD</b>	<b>No.</b>	<b>Att</b>
GILLIAM, Ulonzo	7	0	7	13
THOMAS, Tehran	4	1	5	8
MODISE, Namane	4	0	4	6
DOSS, Keelan	1	0	1	1
<b>TOTALS</b>	<b>16</b>	<b>1</b>	<b>17</b>	<b>34</b>

<b>3RD DOWN MONEY RECEPTIONS</b>	<b>1st</b>	<b>TD</b>	<b>No.</b>	<b>Rec</b>
DOSS, Keelan	5	0	5	9
HARRELL, Jared	4	0	4	4
VAUGHN, Khris	3	0	3	3
KRAFT, Justin	3	0	3	3
MARTINEZ, Gabe	2	1	2	2
GILLIAM, Ulonzo	2	1	2	7
JBEILY, Elias	1	0	1	1
THOMAS, Tehran	1	0	1	3
PREECE, Wesley	1	0	1	2
MODISE, Namane	0	1	1	1
CRAWFORD, C.	1	0	1	2
SPENCER, C.J.	1	0	1	1



**SINGLE-GAME CAREER HIGHS**

**AIREY, Connor**

All-purpose yards: 7, Idaho, 09/22/18  
 Punt returns: 1, Idaho, 09/22/18  
 Punt return yards: 7, Idaho, 09/22/18 (1 returns)  
 Tackles: 7, at Cal Poly, 10/20/18 (5-2)  
 Sacks: 1.0, San Diego, 09/08/18 (1-0); at Northern Colorado, 10/05/18 (1-0);  
 at Sacramento State, 11/18/17 (1-0)  
 Tackles for loss: 1.0, 4 times  
 Fumbles forced: 1 [t-3rd], Cal Poly, 10/28/17  
 Pass breakups: 1, at Stanford, 09/15/18  
 Blocked kicks: 1 [t-2nd], Idaho, 09/22/18

**ALOMA, John**

Tackles: 1, San Diego, 09/08/18 (1-0); Idaho State, 10/13/18 (1-0);  
 at Cal Poly, 10/20/18 (0-1)

**AMADI, Jon**

All-purpose yards: 15, at San Jose State, 08/30/18  
 Kick returns: 1, at San Jose State, 08/30/18  
 Kick return yards: 15, at San Jose State, 08/30/18 (1 returns)  
 Long kick return: 15, at San Jose State, 08/30/18  
 Tackles: 4, at Northern Colorado, 10/05/18 (4-0)  
 Tackles for loss: 1.0, at Northern Colorado, 10/05/18 (1-0)  
 Pass breakups: 1, Idaho, 09/22/18

**ANESI, Nas**

Receptions: 3, at Oregon, 09/03/16  
 Receiving yards: 36, at Oregon, 09/03/16 (3 receptions)  
 Long reception: 27, at Oregon, 09/03/16  
 All-purpose yards: 36, at Oregon, 09/03/16  
 Interceptions: 1 [t-2nd], at Stanford, 09/15/18  
 Long interception return: 9, at Stanford, 09/15/18  
 Tackles: 10, San Diego, 09/09/17 (3-7); Cal Poly, 10/28/17 (1-9)  
 Sacks: 1.0, at Southern Utah, 10/08/16 (1-0)  
 Tackles for loss: 1.0, 10 times

**BAUMGART, Anthony**

Tackles: 8, Cal Poly, 10/28/17 (7-1)  
 Sacks: 1.0, 4 times  
 Tackles for loss: 2.0, San Diego, 09/09/17 (2-0)  
 Fumbles forced: 1 [t-3rd], at Idaho State, 11/04/17  
 Pass breakups: 1, at Northern Colorado, 10/05/18; at Northern Arizona,  
 10/21/17

**BENNETT, Quincy**

Interceptions: 1 [t-2nd], Idaho State, 10/13/18  
 Tackles: 7, at Eastern Washington, 10/01/16 (3-4)  
 Tackles for loss: 1.0, at San Diego State, 09/02/17 (1-0);  
 at Wyoming Cowboys, 09/17/16 (0-0); Weber State, 09/24/16 (1-0)  
 Fumbles forced: 1 [t-3rd], Weber State, 09/24/16  
 Pass breakups: 1, Idaho, 09/22/18; at Eastern Washington, 10/01/16

**BLAIR, Matt**

Points scored: 10, Southern Oregon, 09/10/16; Northern Colorado, 10/15/16  
 Kick PATs: 7 [t-2nd], Southern Oregon, 09/10/16  
 Points by kicking: 10 [t-10th], Southern Oregon, 09/10/16;

**Northern Colorado, 10/15/16**

Rush attempts: 1, at Northern Arizona, 10/21/17  
 Rush yards: -15, at Northern Arizona, 10/21/17 (1 carries)  
 Total offense attempts: 1, at Northern Arizona, 10/21/17 (1 rush, 0 pass)  
 Total offense yards: -15, at Northern Arizona, 10/21/17 (-15 rush, 0 pass)  
 All-purpose yards: -15, at Northern Arizona, 10/21/17  
 Field goals made: 2 [t-7th], Weber State, 09/24/16;  
 Northern Colorado, 10/15/16; at Montana State, 11/12/16  
 Field goal attempts: 3 [t-5th], Weber State, 09/24/16;  
 Northern Colorado, 10/15/16  
 Longest field goal: 48 [t-2nd], Weber State, 09/24/16;  
 at Montana State, 11/12/16  
 Punt attempts: 6, Eastern Washington, 10/07/17; at Northern Arizona,  
 10/21/17  
 Punt yards: 259, at Northern Arizona, 10/21/17 (6 punts)  
 Longest punt: 59, at Northern Arizona, 10/21/17

**BLAND, Montell**

Tackles: 9, Idaho State, 10/13/18 (6-3)  
 Sacks: 1.0, Idaho, 09/22/18 (1-0)  
 Tackles for loss: 2.0, Idaho, 09/22/18 (2-0)  
 Fumbles recovered: 1 [t-1st], at San Jose State, 08/30/18

**CALLOWAY, Daliceo**

All-purpose yards: 125, Eastern Washington, 10/07/17  
 Kick returns: 6 [2nd], Eastern Washington, 10/07/17  
 Kick return yards: 125 [t-6th], Eastern Washington, 10/07/17 (6 returns)  
 Long kick return: 24, Eastern Washington, 10/07/17  
 Tackles: 2, at Cal Poly, 10/20/18 (0-2)

**CLOUD, Terrell**

Tackles: 7, Cal Poly, 10/28/17 (3-4); at Idaho State, 11/04/17 (2-5);  
 Southern Utah, 11/11/17 (4-3)  
 Sacks: 1.0, 5 times  
 Tackles for loss: 2.0, North Dakota, 09/30/17 (2-0)  
 Pass breakups: 3 [t-4th], at Northern Arizona, 10/21/17

**CRAWFORD, Carson**

Points scored: 6, at San Jose State, 08/30/18  
 Touchdowns: 1, at San Jose State, 08/30/18  
 Rush attempts: 5, San Diego, 09/08/18  
 Rush yards: 25, San Diego, 09/08/18 (5 carries)  
 Rush TDs: 1, at San Jose State, 08/30/18  
 Long rush: 22, San Diego, 09/08/18  
 Pass attempts: 3, at Stanford, 09/15/18  
 Receptions: 4, San Diego, 09/08/18  
 Receiving yards: 56, at San Jose State, 08/30/18 (2 receptions)  
 Long reception: 43, at San Jose State, 08/30/18  
 Total offense attempts: 5, San Diego, 09/08/18 (5 rush, 0 pass)  
 Total offense yards: 25, San Diego, 09/08/18 (25 rush, 0 pass)  
 All-purpose yards: 69, at San Jose State, 08/30/18

**10-27 at Montana >> Washington-Grizzly Stadium >> Missoula, Mont.**

DOSS, Keelan

Points scored: 24 [1st], Sacramento State, 11/19/16

Touchdowns: 4 [1st], Sacramento State, 11/19/16

Rush attempts: 2, Idaho, 09/22/18; at Northern Colorado, 10/05/18;  
Idaho State, 10/13/18

Rush yards: 42, at Sacramento State, 11/18/17 (1 carries)

Rush TDs: 1, at Sacramento State, 11/18/17

Long rush: 42, at Sacramento State, 11/18/17

Receptions: 15 [1st], Eastern Washington, 10/07/17

Receiving yards: 208 [t-1st], Eastern Washington, 10/07/17 (15 receptions)

Receiving TDs: 4 [1st], Sacramento State, 11/19/16

Long reception: 75 [t-1st], San Diego, 09/09/17

Total offense attempts: 2, Idaho, 09/22/18 (2 rush,0 pass);  
at Northern Colorado, 10/05/18 (2 rush,0 pass); Idaho State, 10/13/18  
(2 rush,0 pass)

Total offense yards: 42, at Sacramento State, 11/18/17 (42 rush,0 pass)

All-purpose yards: 215 [5th], at Sacramento State, 11/18/17

Interceptions: 1 [t-2nd], at San Diego State, 09/02/17

Long interception return: 56 [2nd], at San Diego State, 09/02/17

Tackles: 1, at San Diego State, 09/02/17 (1-0); at Oregon, 09/03/16 (0-1);  
Cal Poly, 10/28/17 (1-0)

DUNCAN, Erron

Tackles: 10, at San Jose State, 08/30/18 (9-1)

Tackles for loss: .5, at Weber State, 09/23/17 (0-0); at Sacramento State,  
11/18/17 (0-0)

Pass breakups: 1, 6 times

EATON, Nick

Tackles: 1, Idaho, 09/22/18 (0-1)

Pass breakups: 1, Idaho, 09/22/18

FACEY, Trever

Rush attempts: 1, Idaho, 09/22/18

Total offense attempts: 1, Idaho, 09/22/18 (1 rush,0 pass)

FAULK, Gunnor

Pass attempts: 2, Idaho, 09/22/18

Total offense attempts: 2, Idaho, 09/22/18 (0 rush,2 pass)

FEHRENBACH, Nick

Tackles: 2, Southern Oregon, 09/10/16 (1-1); at Portland State, 09/16/17 (0-2)

Tackles for loss: .5, at Northern Colorado, 10/05/18 (0-0)

Fumbles recovered: 1 [t-1st], Cal Poly, 10/28/17

FLOWERS, Eric

Tackles: 6, at Northern Arizona, 10/21/17 (3-3)

Tackles for loss: .5, at Cal Poly, 10/20/18 (0-0)

Fumbles recovered: 1 [t-1st], Idaho, 09/22/18

FRANKLIN, Jordan

Tackles: 5, at Portland State, 09/16/17 (1-4); Idaho State, 10/13/18 (4-1)

Tackles for loss: 1.5, at Idaho State, 11/04/17 (1-0)

FRAZIER, Da'Von

Tackles: 2, Idaho, 09/22/18 (1-1)

GARCIA, Tiger

Interceptions: 1 [t-2nd], at San Jose State, 08/30/18

Tackles: 6, at San Jose State, 08/30/18 (4-2)

GILLIAM, Ulonzo

Points scored: 18 [t-2nd], at San Jose State, 08/30/18; San Diego, 09/08/18

Touchdowns: 3 [t-2nd], at San Jose State, 08/30/18; San Diego, 09/08/18

Rush attempts: 23, at San Jose State, 08/30/18

Rush yards: 132, at San Jose State, 08/30/18 (23 carries)

Rush TDs: 3 [t-1st], San Diego, 09/08/18

Long rush: 30, at Cal Poly, 10/20/18

Receptions: 8, at San Jose State, 08/30/18

Receiving yards: 59, at San Jose State, 08/30/18 (8 receptions)

Receiving TDs: 1, at San Jose State, 08/30/18; Idaho, 09/22/18;  
Idaho State, 10/13/18

Long reception: 34, Idaho, 09/22/18

Total offense attempts: 23, at San Jose State, 08/30/18 (23 rush,0 pass)

Total offense yards: 132, at San Jose State, 08/30/18 (132 rush,0 pass)

All-purpose yards: 191, at San Jose State, 08/30/18

Tackles: 1, at Cal Poly, 10/20/18 (0-1)

HARRELL, Jared

Points scored: 12, Portland State, 11/05/16

Touchdowns: 2, Portland State, 11/05/16

Rush attempts: 1, 6 times

Rush yards: 8, Southern Oregon, 09/10/16 (1 carries); Idaho State, 10/13/18  
(1 carries)

Long rush: 8, Southern Oregon, 09/10/16; Idaho State, 10/13/18

Receptions: 9, Idaho State, 10/13/18

Receiving yards: 97, Idaho State, 10/13/18 (9 receptions)

Receiving TDs: 2 [t-5th], Portland State, 11/05/16

Long reception: 49, at San Jose State, 08/30/18; at Northern Colorado,  
10/05/18

Total offense attempts: 1, 6 times

Total offense yards: 8, Southern Oregon, 09/10/16 (8 rush,0 pass);  
Idaho State, 10/13/18 (8 rush,0 pass)

All-purpose yards: 112, Southern Oregon, 09/10/16

Kick returns: 4, Southern Oregon, 09/10/16

Kick return yards: 80, Southern Oregon, 09/10/16 (4 returns)

Long kick return: 28, Southern Oregon, 09/10/16

Tackles: 1, Southern Oregon, 09/10/16 (1-0)

HICKS, Ethan

Points scored: 6, Southern Oregon, 09/10/16; at Portland State, 09/16/17;  
at Sacramento State, 11/18/17

Touchdowns: 1, Southern Oregon, 09/10/16; at Portland State, 09/16/17;  
at Sacramento State, 11/18/17

Rush attempts: 1, at Portland State, 09/16/17; Idaho, 09/22/18

Rush yards: 2, at Portland State, 09/16/17 (1 carries); Idaho, 09/22/18  
(1 carries)

Long rush: 2, at Portland State, 09/16/17; Idaho, 09/22/18

Receptions: 1, 9 times

Receiving yards: 20, Montana, 10/03/15 (1 receptions)

Receiving TDs: 1, Southern Oregon, 09/10/16; at Portland State, 09/16/17;  
at Sacramento State, 11/18/17

Long reception: 20, Montana, 10/03/15

Total offense attempts: 1, at Portland State, 09/16/17 (1 rush,0 pass); Idaho,  
09/22/18 (1 rush,0 pass)

## 10-27 at Montana >> Washington-Grizzly Stadium >> Missoula, Mont.

Total offense yards: 2, at Portland State, 09/16/17 (2 rush,0 pass); Idaho, 09/22/18 (2 rush,0 pass)

All-purpose yards: 20, Montana, 10/03/15

Kick returns: 1, North Dakota, 09/30/17; at Eastern Washington, 10/01/16

Kick return yards: 15, North Dakota, 09/30/17 (1 returns)

Long kick return: 15, North Dakota, 09/30/17

Tackles: 3, North Dakota, 09/30/17 (0-3)

HUFFORD, Ramsey

Tackles: 1, San Diego, 09/08/18 (1-0)

HUNGRIGE, Logan

Tackles: 1, at Sacramento State, 11/18/17 (1-0)

HYMAN, Matthew

Receptions: 2, at Stanford, 09/15/18; at Northern Colorado, 10/05/18

Receiving yards: 38, San Diego, 09/08/18 (1 receptions)

Long reception: 38, San Diego, 09/08/18

All-purpose yards: 38, San Diego, 09/08/18

JAMISON, Brandon

Tackles: 8, at Northern Arizona, 10/21/17 (3-5)

Sacks: 1.5, at Idaho State, 11/04/17 (1-1)

Tackles for loss: 2.5 [t-9th], Idaho State, 10/13/18 (2-0)

Fumbles forced: 1 [t-3rd], Eastern Washington, 10/07/17; at Idaho State, 11/04/17; Southern Utah, 11/11/17

Fumbles recovered: 1 [t-1st], at Northern Colorado, 10/05/18

Blocked kicks: 1 [t-2nd], Idaho State, 10/13/18

JANUSKA, Josh

Points scored: 6, at Idaho State, 11/04/17

Touchdowns: 1, at Idaho State, 11/04/17

All-purpose yards: 42, at Idaho State, 11/04/17

Interceptions: 1 [t-2nd], at Idaho State, 11/04/17

Long interception return: 42 [4th], at Idaho State, 11/04/17

Tackles: 3, at Portland State, 09/16/17 (1-2); Southern Utah, 11/11/17 (2-1)

JBEILY, Elias

Rush attempts: 2, San Diego, 09/09/17

Rush yards: 6, San Diego, 09/09/17 (2 carries)

Long rush: 3, San Diego, 09/09/17

Receptions: 2, at Idaho State, 11/04/17

Receiving yards: 12, San Diego, 09/08/18 (1 receptions); Eastern Washington, 10/07/17 (1 receptions); at Idaho State, 11/04/17 (2 receptions)

Long reception: 12, San Diego, 09/08/18; Eastern Washington, 10/07/17

Total offense attempts: 2, San Diego, 09/09/17 (2 rush,0 pass)

Total offense yards: 6, San Diego, 09/09/17 (6 rush,0 pass)

All-purpose yards: 12, San Diego, 09/08/18; Eastern Washington, 10/07/17; at Idaho State, 11/04/17

JOHNSON, Brock

Rush attempts: 1, at Northern Colorado, 10/05/18

Rush yards: -1, at Northern Colorado, 10/05/18 (1 carries)

Pass attempts: 5, at Northern Colorado, 10/05/18

Pass completions: 3, San Diego, 09/08/18; at Northern Colorado, 10/05/18

Pass yards: 74, San Diego, 09/08/18

Pass TDs: 1, San Diego, 09/08/18; at Northern Colorado, 10/05/18

Long pass: 38, San Diego, 09/08/18

Total offense attempts: 6, at Northern Colorado, 10/05/18 (1 rush,5 pass)

Total offense yards: 74, San Diego, 09/08/18 (0 rush,74 pass)

All-purpose yards: -1, at Northern Colorado, 10/05/18

KING, Devon

Tackles: 5, at Cal Poly, 10/20/18 (2-3)

Sacks: 1.0, at San Jose State, 08/30/18 (1-0)

Tackles for loss: 1.5, at Cal Poly, 10/20/18 (1-0)

KNOX, Amir

Tackles: 1, at San Jose State, 08/30/18 (0-1)

KRAFT, Justin

Points scored: 8, Idaho State, 10/13/18

Touchdowns: 1, Idaho State, 10/13/18; at Cal Poly, 10/20/18

Rush attempts: 1, at Northern Colorado, 10/05/18; at Cal Poly, 10/20/18

Rush yards: 8, at Cal Poly, 10/20/18 (1 carries)

Long rush: 8, at Cal Poly, 10/20/18

Receptions: 4, Idaho, 09/22/18

Receiving yards: 61, Idaho State, 10/13/18 (3 receptions)

Receiving TDs: 1, Idaho State, 10/13/18; at Cal Poly, 10/20/18

Long reception: 45, Idaho State, 10/13/18

Total offense attempts: 1, at Northern Colorado, 10/05/18 (1 rush,0 pass); at Cal Poly, 10/20/18 (1 rush,0 pass)

Total offense yards: 8, at Cal Poly, 10/20/18 (8 rush,0 pass)

All-purpose yards: 61, Idaho State, 10/13/18

LAMSON, Colton

Tackles: 1, at Idaho State, 11/04/17 (0-1)

Tackles for loss: .5, at Idaho State, 11/04/17 (0-0)

LAYTON, Mitchell

Rush attempts: 13, at Northern Colorado, 10/17/15

Rush yards: 62, Montana, 10/03/15 (12 carries)

Long rush: 14, Montana, 10/03/15

Receptions: 1, 6 times

Receiving yards: 15, San Diego, 09/09/17 (1 receptions)

Long reception: 15, San Diego, 09/09/17

Total offense attempts: 13, at Northern Colorado, 10/17/15 (13 rush,0 pass)

Total offense yards: 62, Montana, 10/03/15 (62 rush,0 pass)

All-purpose yards: 71, at San Diego State, 09/02/17

Kick returns: 3, at San Diego State, 09/02/17

Kick return yards: 65, at San Diego State, 09/02/17 (3 returns)

Long kick return: 30, at San Diego State, 09/02/17

Tackles: 1, at Eastern Washington, 10/01/16 (1-0); at Sacramento State, 11/21/15 (0-1)

LEE, Brandyn

Receptions: 1, 6 times

Receiving yards: 18, Northern Arizona, 10/10/15 (1 receptions)

Long reception: 18, Northern Arizona, 10/10/15

All-purpose yards: 18, Northern Arizona, 10/10/15

Tackles: 1, at Northern Colorado, 10/05/18 (1-0); at Cal Poly, 10/20/18 (1-0)

Pass breakups: 1, Idaho, 09/22/18



**LESANE, Khanii**

Tackles: 2, at Stanford, 09/15/18 (1-1)

Tackles for loss: 1.0, San Diego, 09/08/18 (1-0); at Stanford, 09/15/18 (1-0)

Fumbles forced: 1 [t-3rd], Idaho, 09/22/18

**LIVINGSTON, Darius**

Points scored: 6, Idaho, 09/22/18

Touchdowns: 1, Idaho, 09/22/18

Receptions: 2, at Stanford, 09/15/18

Receiving yards: 16, Idaho, 09/22/18 (1 receptions); at Cal Poly, 10/20/18 (1 receptions)

Receiving TDs: 1, Idaho, 09/22/18

Long reception: 16, Idaho, 09/22/18; at Cal Poly, 10/20/18

All-purpose yards: 16, Idaho, 09/22/18; at Cal Poly, 10/20/18

**MAIER, Jake**

Points scored: 6, at Idaho State, 11/04/17

Touchdowns: 1, at Idaho State, 11/04/17

Rush attempts: 6, at Weber State, 09/23/17; at Idaho State, 11/04/17

Rush yards: 26, at Portland State, 09/16/17 (5 carries)

Rush TDs: 1, at Idaho State, 11/04/17

Long rush: 17, Southern Utah, 11/11/17

Pass attempts: 55 [1st], at San Jose State, 08/30/18

Pass completions: 40 [1st], Idaho State, 10/13/18

Pass yards: 459 [1st], Cal Poly, 10/28/17

Pass TDs: 5 [t-1st], Idaho State, 10/13/18; at Cal Poly, 10/20/18

Had intercepted: 2 [t-3rd], 4 times

Long pass: 75 [t-1st], San Diego, 09/09/17

Total offense attempts: 58 [1st], at San Jose State, 08/30/18 (3 rush,55 pass)

Total offense yards: 450 [2nd], Cal Poly, 10/28/17 (-9 rush,459 pass)

All-purpose yards: 26, at Portland State, 09/16/17

Punt attempts: 2, at Portland State, 09/16/17

Punt yards: 79, at Portland State, 09/16/17 (2 punts)

Longest punt: 44, at Portland State, 09/16/17

Tackles: 1, Idaho State, 10/13/18 (1-0)

**MARTINEZ, Gabe**

Points scored: 6, at Northern Colorado, 10/05/18

Touchdowns: 1, at Northern Colorado, 10/05/18

Receptions: 3, at Southern Utah, 10/08/16; at Cal Poly, 10/22/16

Receiving yards: 40, at Southern Utah, 10/08/16 (3 receptions)

Receiving TDs: 1, at Northern Colorado, 10/05/18

Long reception: 20, at Southern Utah, 10/08/16

All-purpose yards: 40, at Southern Utah, 10/08/16

Tackles: 1, at Wyoming Cowboys, 09/17/16 (1-0)

Blocked kicks: 1 [t-2nd], Portland State, 11/05/16

**MARTINEZ, Ryan**

Rush attempts: 1, Idaho, 09/22/18; at Northern Colorado, 10/05/18

Rush yards: 5, at Northern Colorado, 10/05/18 (1 carries)

Long rush: 5, at Northern Colorado, 10/05/18

Total offense attempts: 1, Idaho, 09/22/18 (1 rush,0 pass); at Northern Colorado, 10/05/18 (1 rush,0 pass)

Total offense yards: 5, at Northern Colorado, 10/05/18 (5 rush,0 pass)

All-purpose yards: 24, Idaho, 09/22/18

Kick returns: 1, Idaho, 09/22/18; Idaho State, 10/13/18

Kick return yards: 23, Idaho State, 10/13/18 (1 returns)

Long kick return: 23, Idaho State, 10/13/18

Tackles: 1, 11 times

**MILLER, Pat**

Receptions: 1, at Idaho State, 11/04/17

Receiving yards: 5, at Idaho State, 11/04/17 (1 receptions)

Long reception: 5, at Idaho State, 11/04/17

All-purpose yards: 5, at Idaho State, 11/04/17

Tackles: 2, at Idaho State, 11/04/17 (2-0)

**MODISE, Namane**

Points scored: 6, 4 times

Touchdowns: 1, 4 times

Rush attempts: 10, at San Diego State, 09/02/17; North Dakota, 09/30/17; Eastern Washington, 10/07/17

Rush yards: 89, at Sacramento State, 11/18/17 (9 carries)

Long rush: 48, at Sacramento State, 11/18/17

Receptions: 4, Eastern Washington, 10/07/17

Receiving yards: 38, Cal Poly, 10/28/17 (1 receptions)

Receiving TDs: 1, San Diego, 09/08/18; Southern Utah, 11/11/17

Long reception: 38, Cal Poly, 10/28/17

Total offense attempts: 10, at San Diego State, 09/02/17 (10 rush,0 pass); North Dakota, 09/30/17 (10 rush,0 pass); Eastern Washington, 10/07/17 (10 rush,0 pass)

Total offense yards: 89, at Sacramento State, 11/18/17 (89 rush,0 pass)

All-purpose yards: 207 [t-9th], Southern Utah, 11/11/17

Kick returns: 5 [t-3rd], Idaho State, 10/13/18; Cal Poly, 10/28/17; Southern Utah, 11/11/17

Kick return yards: 143 [t-2nd], Southern Utah, 11/11/17 (5 returns)

Long kick return: 100 [1st], at Northern Arizona, 10/21/17

Tackles: 1, San Diego, 09/09/17 (1-0); at Northern Arizona, 10/21/17 (1-0)

**MOE, Mason**

All-purpose yards: 24, Idaho, 09/22/18

Interceptions: 1 [t-2nd], Idaho, 09/22/18; at Northern Colorado, 10/05/18

Long interception return: 24, Idaho, 09/22/18

Tackles: 7, at Stanford, 09/15/18 (6-1); at Cal Poly, 10/20/18 (6-1)

Sacks: 2.0 [t-2nd], Idaho State, 10/13/18 (2-0)

Tackles for loss: 3.0 [t-3rd], at Cal Poly, 10/20/18 (3-0)

Fumbles forced: 1 [t-3rd], at Sacramento State, 11/18/17

Fumbles recovered: 1 [t-1st], at Cal Poly, 10/20/18

Pass breakups: 1, at Stanford, 09/15/18; Idaho State, 10/13/18; Southern Utah, 11/11/17

**MONTGOMERY, Logan**

Points scored: 6, at San Diego State, 09/02/17; at Northern Arizona, 10/21/17; at Idaho State, 11/04/17

Touchdowns: 1, at San Diego State, 09/02/17; at Northern Arizona, 10/21/17; at Idaho State, 11/04/17

Rush attempts: 3, at Portland State, 09/16/17; Eastern Washington, 10/07/17

Rush yards: 35, North Dakota, 09/30/17 (1 carries)

Long rush: 35, North Dakota, 09/30/17

Receptions: 5, at Sacramento State, 11/18/17

Receiving yards: 91, at Idaho State, 11/04/17 (4 receptions)

Receiving TDs: 1, at San Diego State, 09/02/17; at Northern Arizona, 10/21/17; at Idaho State, 11/04/17

Long reception: 47, at Idaho State, 11/04/17

Total offense attempts: 3, at Portland State, 09/16/17 (3 rush,0 pass); Eastern Washington, 10/07/17 (3 rush,0 pass)



## 10-27 at Montana >> Washington-Grizzly Stadium >> Missoula, Mont.

Total offense yards: 35, North Dakota, 09/30/17 (35 rush,0 pass)  
All-purpose yards: 94, at Idaho State, 11/04/17

### MORGAN, DeAndre

Tackles: 2, at Idaho State, 11/04/17 (0-2)  
Tackles for loss: .5, at Idaho State, 11/04/17 (0-0)

### NIXON, Luka

Receptions: 1, at Northern Colorado, 10/05/18  
Receiving yards: 11, at Northern Colorado, 10/05/18 (1 receptions)  
Long reception: 11, at Northern Colorado, 10/05/18  
All-purpose yards: 11, at Northern Colorado, 10/05/18  
Tackles: 1, at San Jose State, 08/30/18 (0-1)

### O'BRION, Hunter

Tackles: 6, at Idaho State, 11/04/17 (0-6)  
Sacks: .5, at Idaho State, 11/04/17 (0-1)  
Tackles for loss: 1.0, 4 times  
Blocked kicks: 1 [t-2nd], Southern Utah, 11/11/17

### O'ROURKE, Max

Points scored: 14, Idaho, 09/22/18  
Kick PATs: 8 [1st], at Idaho State, 11/04/17  
Points by kicking: 14 [t-1st], Idaho, 09/22/18  
Field goals made: 3 [t-2nd], Idaho, 09/22/18  
Field goal attempts: 4 [t-1st], Eastern Washington, 10/07/17  
Longest field goal: 45 [t-6th], San Diego, 09/08/18

### OCANSEY, Roland

Points scored: 6, at Cal Poly, 10/20/18  
Touchdowns: 1, at Cal Poly, 10/20/18  
Tackles: 4, San Diego, 09/08/18 (2-2); at Cal Poly, 10/20/18 (3-1)  
Sacks: 1.0, Idaho, 09/22/18 (1-0); at Northern Colorado, 10/05/18 (1-0)  
Tackles for loss: 2.0, Idaho, 09/22/18 (2-0)  
Fumbles forced: 1 [t-3rd], Idaho, 09/22/18  
Fumbles recovered: 1 [t-1st], at Cal Poly, 10/20/18; at Idaho State, 11/04/17  
Pass breakups: 1, at Northern Colorado, 10/05/18

### OLAVE, Isiah

Points scored: 6, Northern Colorado, 10/15/16  
Touchdowns: 1, Northern Colorado, 10/15/16  
Rush attempts: 1, at Stanford, 09/15/18  
Rush yards: -6, at Stanford, 09/15/18 (1 carries)  
Total offense attempts: 1, at Stanford, 09/15/18 (1 rush,0 pass)  
Total offense yards: -6, at Stanford, 09/15/18 (-6 rush,0 pass)  
All-purpose yards: 20, at Wyoming Cowboys, 09/17/16  
Punt returns: 2, Weber State, 09/24/16; at Cal Poly, 10/22/16  
Punt return yards: 20, at Wyoming Cowboys, 09/17/16 (1 returns)  
Long punt return: 20, at Wyoming Cowboys, 09/17/16  
Interceptions: 1 [t-2nd], at San Jose State, 08/30/18; Northern Colorado, 10/15/16; Southern Utah, 11/11/17  
Long interception return: 11, Northern Colorado, 10/15/16  
Tackles: 9, Idaho, 09/22/18 (5-4); at Northern Arizona, 10/21/17 (7-2)  
Sacks: 1.0, San Diego, 09/09/17 (1-0)  
Tackles for loss: 2.0, at Cal Poly, 10/22/16 (2-0)  
Pass breakups: 2 [t-9th], 4 times

### PARENTEAU, Ryan

All-purpose yards: 24, at Portland State, 09/16/17  
Punt returns: 2, at Portland State, 09/16/17  
Punt return yards: 24, at Portland State, 09/16/17 (2 returns)  
Interceptions: 1 [t-2nd], Southern Oregon, 09/10/16  
Tackles: 10, at Portland State, 09/16/17 (6-4); Cal Poly, 11/14/15 (8-2); Sacramento State, 11/19/16 (7-3)  
Sacks: 1.0, at San Jose State, 08/30/18 (1-0); at Southern Utah, 10/08/16 (1-0)  
Tackles for loss: 2.0, at Cal Poly, 10/20/18 (2-0); Sacramento State, 11/19/16 (2-0)  
Fumbles forced: 1 [t-3rd], 4 times  
Fumbles recovered: 1 [t-1st], South Dakota, 09/12/15  
Pass breakups: 2 [t-9th], at San Jose State, 08/30/18  
Blocked kicks: 2 [1st], at Portland State, 09/16/17

### PEACOCK, Cade

All-purpose yards: 4, San Diego, 09/08/18  
Interceptions: 1 [t-2nd], San Diego, 09/08/18  
Long interception return: 4, San Diego, 09/08/18  
Tackles: 3, San Diego, 09/08/18 (0-3); at Stanford, 09/15/18 (2-1)

### PERKINS, Evan

Tackles: 1, San Diego, 09/08/18 (0-1); Idaho, 09/22/18 (1-0)  
Pass breakups: 1, Idaho, 09/22/18

### PERRYMAN, Jordan

All-purpose yards: 13, at Northern Colorado, 10/05/18  
Interceptions: 1 [t-2nd], at Northern Colorado, 10/05/18  
Long interception return: 13, at Northern Colorado, 10/05/18  
Tackles: 5, at Cal Poly, 10/20/18 (4-1)  
Pass breakups: 1, San Diego, 09/08/18

### PREECE, Wesley

Points scored: 18 [t-2nd], North Dakota, 09/30/17; at Northern Colorado, 10/05/18  
Touchdowns: 3 [t-2nd], North Dakota, 09/30/17; at Northern Colorado, 10/05/18  
Receptions: 8, North Dakota, 09/30/17  
Receiving yards: 97, North Dakota, 09/30/17 (8 receptions)  
Receiving TDs: 3 [t-2nd], North Dakota, 09/30/17; at Northern Colorado, 10/05/18  
Long reception: 44, at Portland State, 09/16/17  
All-purpose yards: 97, North Dakota, 09/30/17  
Tackles: 1, at Weber State, 09/23/17 (1-0)

### RICHARDSON, Kooper

Tackles: 1, at San Jose State, 08/30/18 (0-1)

### RODGERS, Bryce

Tackles: 11, Cal Poly, 10/28/17 (4-7)  
Sacks: 1.0, Cal Poly, 10/28/17 (1-0)  
Tackles for loss: 2.0, Cal Poly, 10/28/17 (2-0)  
Fumbles recovered: 1 [t-1st], Cal Poly, 10/28/17

### RODRIGUES, Hunter

Rush attempts: 1, at Stanford, 09/15/18  
Rush yards: 1, at Stanford, 09/15/18 (1 carries)  
Long rush: 1, at Stanford, 09/15/18



Pass attempts: 8, at Stanford, 09/15/18  
 Pass completions: 6, at Stanford, 09/15/18  
 Pass yards: 64, at Stanford, 09/15/18  
 Pass TDs: 1, at Stanford, 09/15/18  
 Had intercepted: 1, at Stanford, 09/15/18  
 Long pass: 26, at Stanford, 09/15/18  
 Total offense attempts: 9, at Stanford, 09/15/18 (1 rush,8 pass)  
 Total offense yards: 65, at Stanford, 09/15/18 (1 rush,64 pass)  
 All-purpose yards: 1, at Stanford, 09/15/18  
 Tackles: 1, at Stanford, 09/15/18 (1-0)

**SAYLES, Terrell**

Tackles: 5, at Cal Poly, 10/22/16 (4-1)  
 Tackles for loss: 1.0, at Eastern Washington, 10/01/16 (1-0)

**SKEPTARIS, Christian**

Points scored: 6, Eastern Washington, 10/07/17; Southern Utah, 11/11/17  
 Touchdowns: 1, Eastern Washington, 10/07/17; Southern Utah, 11/11/17  
 Receptions: 3, Eastern Washington, 10/07/17  
 Receiving yards: 29, North Dakota, 09/30/17 (2 receptions)  
 Receiving TDs: 1, Eastern Washington, 10/07/17; Southern Utah, 11/11/17  
 Long reception: 18, North Dakota, 09/30/17  
 All-purpose yards: 29, North Dakota, 09/30/17  
 Kick returns: 1, Idaho State, 10/13/18  
 Kick return yards: 15, Idaho State, 10/13/18 (1 returns)  
 Long kick return: 15, Idaho State, 10/13/18

**SPENCER, C.J.**

Points scored: 18 [t-2nd], Eastern Washington, 10/07/17  
 Touchdowns: 3 [t-2nd], Eastern Washington, 10/07/17  
 Rush attempts: 10, North Dakota, 09/30/17  
 Rush yards: 49, North Dakota, 09/30/17 (10 carries)  
 Rush TDs: 3 [t-1st], Eastern Washington, 10/07/17  
 Long rush: 14, at Portland State, 09/16/17  
 Pass attempts: 37, Cal Poly, 11/14/15  
 Pass completions: 25, Cal Poly, 11/14/15  
 Pass yards: 312, at Sacramento State, 11/21/15  
 Pass TDs: 3, at Sacramento State, 11/21/15  
 Had intercepted: 1, at Weber State, 11/07/15  
 Long pass: 51, Cal Poly, 11/14/15  
 Receptions: 3, at Weber State, 09/23/17  
 Receiving yards: 37, at Weber State, 09/23/17 (3 receptions)  
 Receiving TDs: 1, at Stanford, 09/15/18  
 Long reception: 26, at Stanford, 09/15/18  
 Total offense attempts: 44, Cal Poly, 11/14/15 (7 rush,37 pass)  
 Total offense yards: 335, at Sacramento State, 11/21/15 (23 rush,312 pass)  
 All-purpose yards: 49, North Dakota, 09/30/17  
 Tackles: 6, South Dakota, 09/12/15 (4-2)

**SUANI, Josiah**

Tackles: 1, at Stanford, 09/15/18 (0-1)

**THOMAS, Isaiah**

All-purpose yards: 50, San Diego, 09/08/18  
 Punt returns: 6 [1st], San Diego, 09/08/18  
 Punt return yards: 50 [5th], San Diego, 09/08/18 (6 returns)  
 Long punt return: 39 [6th], San Diego, 09/09/17  
 Kick returns: 1, North Dakota, 09/30/17

Kick return yards: 12, North Dakota, 09/30/17 (1 returns)  
 Long kick return: 12, North Dakota, 09/30/17  
 Interceptions: 1 [t-2nd], at Stanford, 09/15/18  
 Long interception return: 6, at Stanford, 09/15/18  
 Tackles: 5, Idaho, 09/22/18 (3-2)  
 Pass breakups: 1, North Dakota, 09/30/17

**THOMAS, Tehran**

Points scored: 6, 6 times  
 Touchdowns: 1, 6 times  
 Rush attempts: 15, Idaho, 09/22/18  
 Rush yards: 125, at Sacramento State, 11/18/17 (12 carries)  
 Rush TDs: 1, 5 times  
 Long rush: 48, Idaho, 09/22/18  
 Receptions: 2, at Weber State, 09/23/17; Idaho State, 10/13/18; at Sacramento State, 11/18/17  
 Receiving yards: 35, at Weber State, 09/23/17 (2 receptions)  
 Receiving TDs: 1, Idaho State, 10/13/18  
 Long reception: 28, at Northern Colorado, 10/05/18  
 Total offense attempts: 15, Idaho, 09/22/18 (15 rush,0 pass)  
 Total offense yards: 125, at Sacramento State, 11/18/17 (125 rush,0 pass)  
 All-purpose yards: 133, at Sacramento State, 11/18/17  
 Tackles: 1, at Sacramento State, 11/18/17 (0-1)

**TRIMBLE, Cam**

Tackles: 8, at Cal Poly, 10/20/18 (4-4)  
 Sacks: 1.0, at San Jose State, 08/30/18 (1-0)  
 Tackles for loss: 1.5, at Northern Colorado, 10/05/18 (1-0)  
 Fumbles forced: 1 [t-3rd], at Northern Colorado, 10/05/18  
 Pass breakups: 1, at Cal Poly, 10/20/18

**VAUGHN, Khris**

Rush attempts: 1, at Cal Poly, 10/20/18  
 Rush yards: 8, at Cal Poly, 10/20/18 (1 carries)  
 Long rush: 8, at Cal Poly, 10/20/18  
 Receptions: 4, at San Jose State, 08/30/18  
 Receiving yards: 84, San Diego, 09/08/18 (3 receptions)  
 Long reception: 64 [9th], San Diego, 09/08/18  
 Total offense attempts: 1, at Cal Poly, 10/20/18 (1 rush,0 pass)  
 Total offense yards: 8, at Cal Poly, 10/20/18 (8 rush,0 pass)  
 All-purpose yards: 84, San Diego, 09/08/18

**WHELAN, Daniel**

Punt attempts: 7, at San Jose State, 08/30/18; San Diego, 09/08/18  
 Punt yards: 285, San Diego, 09/08/18 (7 punts)  
 Longest punt: 58, San Diego, 09/08/18  
 Tackles: 1, at Stanford, 09/15/18 (1-0); at Portland State, 09/16/17 (1-0); Idaho, 09/22/18 (1-0)

**WHITE, Jaylin**

Tackles: 5, at San Jose State, 08/30/18 (4-1)  
 Sacks: 1.0, San Diego, 09/08/18 (1-0)  
 Tackles for loss: 1.0, at San Jose State, 08/30/18 (1-0); San Diego, 09/08/18 (1-0); North Dakota, 09/30/17 (1-0)  
 Pass breakups: 1, at Weber State, 09/23/17; at Northern Arizona, 10/21/17

## 10-27 at Montana >> Washington-Grizzly Stadium >> Missoula, Mont.

WHITE, Vincent

Points scored: 6, San Diego, 09/08/18

Touchdowns: 1, San Diego, 09/08/18

All-purpose yards: 81, at Weber State, 09/23/17

Kick returns: 5 [t-3rd], at Weber State, 09/23/17

Kick return yards: 81, at Weber State, 09/23/17 (5 returns)

Long kick return: 25, at Weber State, 09/23/17

Interceptions: 1 [t-2nd], San Diego, 09/08/18; Eastern Washington, 10/07/17;  
at Northern Arizona, 10/21/17

Long interception return: 48 [3rd], San Diego, 09/08/18

Tackles: 11, at Weber State, 11/07/15 (5-6)

Tackles for loss: 2.0, at Weber State, 11/07/15 (2-0)

Fumbles forced: 1 [t-3rd], at Portland State, 09/16/17; North Dakota,  
09/30/17; at Cal Poly, 10/20/18

Pass breakups: 4 [t-1st], at Portland State, 09/16/17; Idaho State, 10/13/18

WILSON, Andrew

Tackles: 4, San Diego, 09/09/17 (1-3)

Tackles for loss: 1.0, at Northern Arizona, 10/21/17 (1-0)

[Indicates Big Sky era single-game rankings]



## INDIVIDUAL SEASON/CAREER STATS

SEASON										CAREER									
Rushing																			
	gp	att	gain	loss	net	avg	td	lg	avg/g		gp	att	gain	loss	net	avg	td	lg	avg/g
GILLIAM, Ulonzo	7	101	530	18	512	5.1	8	30	73.1		7	101	530	18	512	5.1	8	30	73.1
THOMAS, Tehran	6	48	336	4	332	6.9	3	48	55.3		13	86	628	7	621	7.2	5	48	47.8
MODISE, Namane	7	24	138	18	120	5.0	0	33	17.1		18	103	490	41	449	4.4	0	48	24.9
DOSS, Keelan	7	7	68	0	68	9.7	0	19	9.7		38	8	110	0	110	13.8	1	42	2.9
CRAWFORD, C.	5	12	56	4	52	4.3	1	22	10.4		5	12	56	4	52	4.3	1	22	10.4
KRAFT, Justin	7	2	15	0	15	7.5	0	8	2.1		7	2	15	0	15	7.5	0	8	2.1
VAUGHN, Khris	7	1	8	0	8	8.0	0	8	1.1		13	1	8	0	8	8.0	0	8	0.6
MARTINEZ, Ryan	7	2	8	0	8	4.0	0	5	1.1		20	2	8	0	8	4.0	0	5	0.4
HARRELL, Jared	7	3	11	7	4	1.3	0	8	0.6		14	6	27	7	20	3.3	0	8	1.4
LAYTON, M.	2	6	5	3	2	0.3	0	2	1.0		24	77	288	19	269	3.5	0	14	11.2
HICKS, Ethan	7	1	2	0	2	2.0	0	2	0.3		36	2	4	0	4	2.0	0	2	0.1
RODRIGUES, H.	2	1	1	0	1	1.0	0	1	0.5		2	1	1	0	1	1.0	0	1	0.5
FACEY, Trever	1	1	0	0	0	0.0	0	0	0.0		1	1	0	0	0	0.0	0	0	0.0
JOHNSON, Brock	2	1	0	1	-1	-1.0	0	0	-0.5		2	1	0	1	-1	-1.0	0	0	-0.5
SPENCER, C.J.	4	1	0	3	-3	-3.0	0	0	-0.8		28	57	198	79	119	2.1	8	14	4.2
OLAVE, Isiah	7	1	0	6	-6	-6.0	0	0	-0.9		40	1	0	6	-6	-6.0	0	0	-0.2
TEAM	3	7	0	26	-26	-3.7	0	0	-8.7										
MAIER, Jake	7	16	23	68	-45	-2.8	0	12	-6.4		18	62	138	204	-66	-1.1	1	17	-3.7
Total	7	235	1201	158	1043	4.4	12	48	149.0										
Opponents	7	304	1311	238	1073	3.5	10	58	153.3										

Passing																			
	gp	effic	comp-att-int	pct	yds	td	lg	avg/g			gp	effic	comp-att-int	pct	yds	td	lg	avg/g	
MAIER, Jake	7	142.12	193-308-3	62.7	2160	21	64	308.6			18	148.24	499-754-13	66.2	5829	47	75	323.8	
JOHNSON, Brock	2	264.60	6-8-0	75.0	102	2	38	51.0			2	264.60	6-8-0	75.0	102	2	38	51.0	
RODRIGUES, H.	2	158.45	6-8-1	75.0	64	1	26	32.0			2	158.45	6-8-1	75.0	64	1	26	32.0	
CRAWFORD, C.	5	0.00	0-4-0	0.0	0	0	0	0.0			5	0.00	0-4-0	0.0	0	0	0	0.0	
FAULK, Gunnor	1	0.00	0-2-0	0.0	0	0	0	0.0			1	0.00	0-2-0	0.0	0	0	0	0.0	
TEAM	3	0.00	0-1-0	0.0	0	0	0	0.0											
Total	7	142.47	205-331-4	61.9	2326	24	64	332.3											
Opponents	7	128.74	144-258-10	55.8	1928	14	79	275.4											

Receiving																			
	gp	no.	yds	avg	td	lg	avg/g				gp	no.	yds	avg	td	lg	avg/g		
DOSS, Keelan	7	61	598	9.8	4	35	85.4				38	264	3333	12.6	23	75	87.7		
HARRELL, Jared	7	31	490	15.8	4	49	70.0				14	46	689	15.0	6	49	49.2		
GILLIAM, Ulonzo	7	29	240	8.3	3	34	34.3				7	29	240	8.3	3	34	34.3		
PREECE, Wesley	7	15	181	12.1	6	33	25.9				28	59	808	13.7	15	44	28.9		
KRAFT, Justin	7	15	172	11.5	2	45	24.6				7	15	172	11.5	2	45	24.6		
VAUGHN, Khris	7	12	205	17.1	0	64	29.3				13	18	329	18.3	0	64	25.3		
CRAWFORD, C.	5	10	81	8.1	0	43	16.2				5	10	81	8.1	0	43	16.2		
LIVINGSTON, D.	7	7	65	9.3	1	16	9.3				7	7	65	9.3	1	16	9.3		
HYMAN, Matthew	7	6	94	15.7	0	38	13.4				7	6	94	15.7	0	38	13.4		
THOMAS, Tehran	6	5	40	8.0	1	28	6.7				13	11	91	8.3	1	28	7.0		
MODISE, Namane	7	4	46	11.5	1	19	6.6				18	19	187	9.8	2	38	10.4		
JBEILY, Elias	6	3	22	7.3	0	12	3.7				16	7	53	7.6	0	12	3.3		
SPENCER, C.J.	4	2	43	21.5	1	26	10.8				28	7	86	12.3	1	26	3.1		
MARTINEZ, Gabe	6	2	27	13.5	1	16	4.5				23	13	121	9.3	1	20	5.3		
SKEPTARIS, C.	6	1	11	11.0	0	11	1.8				16	10	81	8.1	2	18	5.1		
NIXON, Luka	2	1	11	11.0	0	11	5.5				2	1	11	11.0	0	11	5.5		
LAYTON, M.	2	1	0	0.0	0	0	0.0				24	6	42	7.0	0	15	1.8		
Total	7	205	2326	11.3	24	64	332.3												
Opponents	7	144	1928	13.4	14	79	275.4												



# 10-27 at Montana >> Washington-Grizzly Stadium >> Missoula, Mont.

## SEASON

## CAREER

Total Offense	g	plays	rush	pass	total	avg/g	g	plays	rush	pass	total	avg/g
MAIER, Jake	7	324	-45	2160	2115	302.1	18	816	-66	5829	5763	320.2
GILLIAM, Ulonzo	7	101	512	0	512	73.1	7	101	512	0	512	73.1
THOMAS, Tehran	6	48	332	0	332	55.3	13	86	621	0	621	47.8
MODISE, Namane	7	24	120	0	120	17.1	18	103	449	0	449	24.9
JOHNSON, Brock	2	9	-1	102	101	50.5	2	9	-1	102	101	50.5
DOSS, Keelan	7	7	68	0	68	9.7	38	8	110	0	110	2.9
RODRIGUES, H.	2	9	1	64	65	32.5	2	9	1	64	65	32.5
CRAWFORD, C.	5	16	52	0	52	10.4	5	16	52	0	52	10.4
KRAFT, Justin	7	2	15	0	15	2.1	7	2	15	0	15	2.1
VAUGHN, Khris	7	1	8	0	8	1.1	13	1	8	0	8	0.6
MARTINEZ, Ryan	7	2	8	0	8	1.1	20	2	8	0	8	0.4
HARRELL, Jared	7	3	4	0	4	0.6	14	6	20	0	20	1.4
HICKS, Ethan	7	1	2	0	2	0.3	36	2	4	0	4	0.1
LAYTON, M.	2	6	2	0	2	1.0	24	77	269	0	269	11.2
SPENCER, C.J.	4	1	-3	0	-3	-0.8	28	212	119	1091	1210	43.2
OLAVE, Isiah	7	1	-6	0	-6	-0.9	40	1	-6	0	-6	-0.2
TEAM	3	8	-26	0	-26	-8.7						
Total	7	566	1043	2326	3369	481.3						
Opponents	7	562	1073	1928	3001	428.7						

Scoring	td	fg	PAT				dxp	saf	pts	td	fg	PAT				dxp	saf	pts
			kick	rush	rcv	pass						kick	rush	rcv	pass			
GILLIAM, Ulonzo	11	-	-	-	-	-	-	-	66	11	-	-	-	-	-	-	-	66
O'ROURKE, Max	-	7-9	30-31	-	-	-	-	-	51	-	15-20	76-78	-	-	-	-	-	121
PREECE, Wesley	6	-	-	-	-	-	-	-	36	15	-	-	-	-	-	-	-	90
HARRELL, Jared	4	-	-	-	1	-	-	-	26	6	-	-	-	1	-	-	-	38
DOSS, Keelan	4	-	-	-	-	-	-	-	24	24	-	-	-	-	-	-	-	144
THOMAS, Tehran	4	-	-	-	-	-	-	-	24	6	-	-	-	-	-	-	-	36
KRAFT, Justin	2	-	-	-	1	-	-	-	14	2	-	-	-	1	-	-	-	14
MODISE, Namane	2	-	-	-	-	-	-	-	12	4	-	-	-	-	-	-	-	24
CRAWFORD, C.	1	-	-	-	-	-	-	-	6	1	-	-	-	-	-	-	-	6
WHITE, Vincent	1	-	-	-	-	-	-	-	6	1	-	-	-	-	-	-	-	6
LIVINGSTON, D.	1	-	-	-	-	-	-	-	6	1	-	-	-	-	-	-	-	6
BLAIR, Matt	-	0-2	6-6	-	-	-	-	-	6	-	11-18	39-45	-	-	-	-	-	72
OCANSEY, Roland	1	-	-	-	-	-	-	-	6	1	-	-	-	-	-	-	-	6
MARTINEZ, Gabe	1	-	-	-	-	-	-	-	6	1	-	-	-	-	-	-	-	6
SPENCER, C.J.	1	-	-	-	-	-	-	-	6	9	-	-	-	-	0-1	-	-	54
TEAM	-	-	-	-	-	-	-	1	2									
OLAVE, Isiah	-	-	-	-	-	-	-	-	0	1	-	-	-	-	-	-	-	6
MAIER, Jake	-	-	-	-	-	2-2	-	-	0	1	-	-	-	-	2-3	-	-	6
Total	39	7-11	36-37	-	2	2-2	-	1	297									
Opponents	24	7-10	20-21	-	3	3-3	-	1	193									

Punt Returns	no.	yds	avg	td	lg	no.	yds	avg	td	lg
THOMAS, Isaiah	18	124	6.9	0	34	40	272	6.8	0	39
AIREY, Connor	1	7	7.0	0	0	1	7	7.0	0	0
MODISE, Namane	0	0	0.0	1	0	0	0	0.0	1	0
Total	19	131	6.9	1	34					
Opponents	10	122	12.2	0	34					

Kick Returns	no.	yds	avg	td	lg	no.	yds	avg	td	lg
MODISE, Namane	16	372	23.2	0	43	35	906	25.9	1	100
MARTINEZ, Ryan	2	44	22.0	0	23	2	44	22.0	0	23
AMADI, Jon	1	15	15.0	0	15	1	15	15.0	0	15
SKEPTARIS, C.	1	15	15.0	0	15	1	15	15.0	0	15
TEAM	1	0	0.0	0	0					
THOMAS, Isaiah	0	0	0.0	0	0	1	12	12.0	0	12
Total	21	446	21.2	0	43					
Opponents	20	281	14.1	0	23					



SEASON

CAREER

Interceptions	no.	yds	avg	td	lg
MOE, Mason	2	24	12.0	0	24
OLAVE, Isiah	1	0	0.0	0	0
PERRYMAN, J.	1	13	13.0	0	13
BENNETT, Quincy	1	0	0.0	0	0
GARCIA, Tiger	1	0	0.0	0	0
ANESI, Nas	1	9	9.0	0	9
PEACOCK, Cade	1	4	4.0	0	4
WHITE, Vincent	1	48	48.0	1	48
THOMAS, Isaiah	1	6	6.0	0	6
Total	10	104	10.4	1	48
Opponents	4	153	38.2	0	83

no.	yds	avg	td	lg
2	24	12.0	0	24
3	10	3.3	1	11
1	13	13.0	0	13
1	0	0.0	0	0
1	0	0.0	0	0
1	9	9.0	0	9
1	4	4.0	0	4
3	109	36.3	1	48
1	6	6.0	0	6

Fumble Returns	no.	yds	avg	td	lg
O CANSEY, Roland	1	34	34.0	1	34
Total	1	34	34.0	1	34
Opponents	1	13	13.0	0	13

no.	yds	avg	td	lg
1	34	34.0	1	34

All Purpose	g	rush	rcv	pr	kr	ir	total	avg/g	g	rush	rcv	pr	kr	ir	total	av
GILLIAM, Ulonzo	7	512	240	0	0	0	752	107.4	7	512	240	0	0	0	752	107.4
DOSS, Keelan	7	68	598	0	0	0	666	95.1	38	110	3333	0	0	25	3468	91.3
MODISE, Naman	7	120	46	0	372	0	538	76.9	18	449	187	0	906	0	1542	85.7
HARRELL, Jared	7	4	490	0	0	0	494	70.6	14	20	689	0	114	0	823	58.8
THOMAS, Tehra	6	332	40	0	0	0	372	62.0	13	621	91	0	0	0	712	54.8
VAUGHN, Khris	7	8	205	0	0	0	213	30.4	13	8	329	0	0	0	337	25.9
KRAFT, Justin	7	15	172	0	0	0	187	26.7	7	15	172	0	0	0	187	26.7
PREECE, Wesle	7	0	181	0	0	0	181	25.9	28	0	808	0	0	0	808	28.9
THOMAS, Isaiah	7	0	0	124	0	6	167	23.9	18	0	0	272	12	6	327	18.2
CRAWFORD, C.	5	52	81	0	0	0	133	26.6	5	52	81	0	0	0	133	26.6
HYMAN, Matthe	7	0	94	0	0	0	94	13.4	7	0	94	0	0	0	94	13.4
LIVINGSTON, D.	7	0	65	0	0	0	65	9.3	7	0	65	0	0	0	65	9.3
MARTINEZ, Rya	7	8	0	0	44	0	52	7.4	20	8	0	0	44	0	52	7.4
WHITE, Vincent	7	0	0	0	0	48	48	6.9	36	0	0	0	81	109	190	5.3
SPENCER, C.J.	4	-3	43	0	0	0	40	10.0	28	119	86	0	0	0	205	7.3
MARTINEZ, Gab	6	0	27	0	0	0	27	4.5	23	0	121	0	0	0	121	5.3
SKEPTARIS, C.	6	0	11	0	15	0	26	4.3	16	0	81	0	15	0	96	6.0
MOE, Mason	7	0	0	0	0	24	24	3.4	18	0	0	0	0	24	24	3.4
JBEILY, Elias	6	0	22	0	0	0	22	3.7	16	6	53	0	0	0	59	3.7
AMADI, Jon	6	0	0	0	15	0	15	2.5	6	0	0	0	15	0	15	2.5
PERRYMAN, J.	7	0	0	0	0	13	13	1.9	8	0	0	0	0	13	13	1.6
NIXON, Luka	2	0	11	0	0	0	11	5.5	2	0	11	0	0	0	11	5.5
ANESI, Nas	7	0	0	0	0	9	9	1.3	30	0	36	0	0	9	45	1.5
AIREY, Connor	7	0	0	7	0	0	7	1.0	18	0	0	7	0	0	7	1.0
PEACOCK, Cade	5	0	0	0	0	4	4	0.8	5	0	0	0	0	4	4	0.8
HICKS, Ethan	7	2	0	0	0	0	2	0.3	36	4	41	0	23	0	68	1.9
LAYTON, M.	2	2	0	0	0	0	2	1.0	24	269	42	0	104	0	415	17.3
RODRIGUES, H.	2	1	0	0	0	0	1	0.5	2	1	0	0	0	0	1	0.5
JOHNSON, Broc	2	-1	0	0	0	0	-1	-0.5	2	-1	0	0	0	0	-1	-0.5
OLAVE, Isiah	7	-6	0	0	0	0	-6	-0.9	40	-6	0	49	0	10	53	-0.9
TEAM	3	-26	0	0	0	0	-26	-8.7								
MAIER, Jake	7	-45	0	0	0	0	-45	-6.4	18	-66	0	0	0	0	-66	-3.7
Total	7	1043	2326	131	446	104	4087	583.9								
Opponents	7	1073	1928	122	281	153	3557	508.1								

Field Goals	att	good	long	blkd
O'ROURKE, Max	9	7	45	0
BLAIR, Matt	2	0	0	0
Total	11	7	45	0
Opponents	10	7	46	0

## STATS SNAPSHOT

Date	Opponent	Score	Att.
08/30/18	at San Jose State	W 44-38	12675
09/08/18	SAN DIEGO	W 54-21	7305
09/15/18	at #9 Stanford	L 10-30	31772
* 09/22/18	IDAHO	W 44-21	8179
* 10/05/18	at Northern Colorado	W 49-36	4155
* 10/13/18	IDAHO STATE	W 44-37	10849
* 10/20/18	at Cal Poly	W 52-10	8503

Record:	Overall	Home	Away	Neutral
All games	6-1	3-0	3-1	0-0
Conference	4-0	2-0	2-0	0-0
Non-Conference	2-1	1-0	1-1	0-0

Team Statistics	UCD	OPP
FIRST DOWNS	174	147
Rushing	55	56
Passing	103	80
Penalty	16	11
RUSHING YARDAGE	1043	1073
Rushing Attempts	235	304
Average Per Rush	4.4	3.5
Average Per Game	149.0	153.3
TDs Rushing	12	10
PASSING YARDAGE	2326	1928
Comp-Att-Int	205-331-4	144-258-10
Average Per Pass	7.0	7.5
Average Per Catch	11.3	13.4
Average Per Game	332.3	275.4
TDs Passing	24	14
TOTAL OFFENSE	3369	3001
Average Per Play	6.0	5.3
Average Per Game	481.3	428.7
KICK RETURNS: #Yards	21-446	20-281
PUNT RETURNS: #Yards	19-131	10-122
INT RETURNS: #Yards	10-104	4-153
FUMBLES-LOST	11-3	10-5
PENALTIES-Yards	47-391	61-517
PUNTS-AVG	39-39.7	41-40.9
TIME OF POSSESSION/Game	27:00	32:40
3RD-DOWN Conversions	43/110	42/124
4TH-DOWN Conversions	10/18	12/23

Rushing	gp	att	gain	loss	net	avg	td	lg	avg/g
GILLIAM, Ulonzo	7	101	530	18	512	5.1	8	30	73.1
THOMAS, Tehran	6	48	336	4	332	6.9	3	48	55.3
MODISE, Namane	7	24	138	18	120	5.0	0	33	17.1
DOSS, Keelan	7	7	68	0	68	9.7	0	19	9.7
CRAWFORD, C.	5	12	56	4	52	4.3	1	22	10.4
KRAFT, Justin	7	2	15	0	15	7.5	0	8	2.1
VAUGHN, Khris	7	1	8	0	8	8.0	0	8	1.1
MARTINEZ, Ryan	7	2	8	0	8	4.0	0	5	1.1
HARRELL, Jared	7	3	11	7	4	1.3	0	8	0.6
LAYTON, M.	2	6	5	3	2	0.3	0	2	1.0
HICKS, Ethan	7	1	2	0	2	2.0	0	2	0.3
RODRIGUES, H.	2	1	1	0	1	1.0	0	1	0.5
Total	7	235	1201	158	1043	4.4	12	48	149.0
Opponents	7	304	1311	238	1073	3.5	10	58	153.3

Passing	gp	effic	comp-att-int	pct	yds	td	lg	avg/g
MAIER, Jake	7	142.12	193-308-3	62.7	2160	21	64	308.6
JOHNSON, Brock	2	264.60	6-8-0	75.0	102	2	38	51.0
RODRIGUES, H.	2	158.45	6-8-1	75.0	64	1	26	32.0
CRAWFORD, C.	5	0.00	0-4-0	0.0	0	0	0	0.0
FAULK, Gunnor	1	0.00	0-2-0	0.0	0	0	0	0.0
TEAM	3	0.00	0-1-0	0.0	0	0	0	0.0
Total	7	142.47	205-331-4	61.9	2326	24	64	332.3
Opponents	7	128.74	144-258-10	55.8	1928	14	79	275.4

Receiving	gp	no.	yds	avg	td	lg	avg/g
DOSS, Keelan	7	61	598	9.8	4	35	85.4
HARRELL, Jared	7	31	490	15.8	4	49	70.0
GILLIAM, Ulonzo	7	29	240	8.3	3	34	34.3
PREECE, Wesley	7	15	181	12.1	6	33	25.9
KRAFT, Justin	7	15	172	11.5	2	45	24.6
VAUGHN, Khris	7	12	205	17.1	0	64	29.3
CRAWFORD, C.	5	10	81	8.1	0	43	16.2
LIVINGSTON, D.	7	7	65	9.3	1	16	9.3
HYMAN, Matthew	7	6	94	15.7	0	38	13.4
THOMAS, Tehran	6	5	40	8.0	1	28	6.7
MODISE, Namane	7	4	46	11.5	1	19	6.6
JBEILY, Elias	6	3	22	7.3	0	12	3.7
SPENCER, C.J.	4	2	43	21.5	1	26	10.8
MARTINEZ, Gabe	6	2	27	13.5	1	16	4.5
SKEPTARIS, C.	6	1	11	11.0	0	11	1.8
Total	7	205	2326	11.3	24	64	332.3
Opponents	7	144	1928	13.4	14	79	275.4

Field Goals	fg	pct.	01-19	20-29	30-39	40-49	50-99	lg	blk
BLAIR, Matt	0-2	0.0	0-0	0-0	0-2	0-0	0-0	0	0
O'ROURKE, Max	7-9	77.8	0-0	2-3	2-2	3-4	0-0	45	0

Scoring	td	fg	PAT	kick	rush	rcv	pass	dxp	saf	pts
GILLIAM, Ulonzo	11	-	-	-	-	-	-	-	-	66
O'ROURKE, Max	-	7-9	-	30-31	-	-	-	-	-	51
PREECE, Wesley	6	-	-	-	-	-	-	-	-	36
HARRELL, Jared	4	-	-	-	-	1	-	-	-	26
THOMAS, Tehran	4	-	-	-	-	-	-	-	-	24
DOSS, Keelan	4	-	-	-	-	-	-	-	-	24
KRAFT, Justin	2	-	-	-	-	1	-	-	-	14
MODISE, Namane	2	-	-	-	-	-	-	-	-	12
LIVINGSTON, D.	1	-	-	-	-	-	-	-	-	6
WHITE, Vincent	1	-	-	-	-	-	-	-	-	6
BLAIR, Matt	-	0-2	-	6-6	-	-	-	-	-	6
O'CANSEY, Roland	1	-	-	-	-	-	-	-	-	6
MARTINEZ, Gabe	1	-	-	-	-	-	-	-	-	6
SPENCER, C.J.	1	-	-	-	-	-	-	-	-	6
CRAWFORD, C.	1	-	-	-	-	-	-	-	-	6
Total	39	7-11	-	36-37	-	2	2-2	-	1	297
Opponents	24	7-10	-	20-21	-	3	3-3	-	1	193

Interceptions	no.	yds	avg	td	lg
MOE, Mason	2	24	12.0	0	24
BENNETT, Quincy	1	0	0.0	0	0
WHITE, Vincent	1	48	48.0	1	48
THOMAS, Isaiah	1	6	6.0	0	6
ANESI, Nas	1	9	9.0	0	9
PERRYMAN, J.	1	13	13.0	0	13
PEACOCK, Cade	1	4	4.0	0	4
OLAVE, Isiah	1	0	0.0	0	0
GARCIA, Tiger	1	0	0.0	0	0

Punting	no.	yds	avg	lg	tb	fc	i20	50+	blk
WHELAN, Daniel	36	1452	40.3	58	2	13	15	9	0
BLAIR, Matt	2	64	32.0	48	0	0	1	0	0
MAIER, Jake	1	33	33.0	33	1	0	0	0	0

Punt Returns	no.	yds	avg	td	lg
THOMAS, Isaiah	18	124	6.9	0	34
AIREY, Connor	1	7	7.0	0	0
MODISE, Namane	0	0	0.0	1	0
Total	19	131	6.9	1	34
Opponents	10	122	12.2	0	34

Kick Returns	no.	yds	avg	td	lg
MODISE, Namane	16	372	23.2	0	43
MARTINEZ, Ryan	2	44	22.0	0	23
SKEPTARIS, C.	1	15	15.0	0	15
AMADI, Jon	1	15	15.0	0	15
TEAM	1	0	0.0	0	0
THOMAS, Isaiah	0	0	0.0	0	0
Total	21	446	21.2	0	43
Opponents	20	281	14.1	0	23

All Purpose	g	rush	rcv	pr	kr	ir	total	avg/g
GILLIAM, Ulonzo	7	512	240	0	0	0	752	107.4
DOSS, Keelan	7	68	598	0	0	0	666	95.1
MODISE, Naman	7	120	46	0	372	0	538	76.9
HARRELL, Jared	7	4	490	0	0	0	494	70.6
THOMAS, Tehra	6	332	40	0	0	0	372	62.0
Total	7	1043	2326	131	446	104	4087	583.9
Opponents	7	1073	1928	122	281	153	3557	508.1

Total Offense	g	plays	rush	pass	total	avg/g
MAIER, Jake	7	324	-45	2160	2115	302.1

## TEAM STATS

Team Statistics	UC DAVIS	OPP
SCORING	297	193
Points Per Game	42.4	27.6
Points Off Turnovers	61	14
FIRST DOWNS	174	147
Rushing	55	56
Passing	103	80
Penalty	16	11
RUSHING YARDAGE	1043	1073
Yards gained rushing	1201	1311
Yards lost rushing	158	238
Rushing Attempts	235	304
Average Per Rush	4.4	3.5
Average Per Game	149.0	153.3
TDs Rushing	12	10
PASSING YARDAGE	2326	1928
Comp-Att-Int	205-331-4	144-258-10
Average Per Pass	7.0	7.5
Average Per Catch	11.3	13.4
Average Per Game	332.3	275.4
TDs Passing	24	14
TOTAL OFFENSE	3369	3001
Total Plays	566	562
Average Per Play	6.0	5.3
Average Per Game	481.3	428.7
KICK RETURNS: #-Yards	21-446	20-281
PUNT RETURNS: #-Yards	19-131	10-122
INT RETURNS: #-Yards	10-104	4-153
KICK RETURN AVERAGE	21.2	14.1
PUNT RETURN AVERAGE	6.9	12.2
INT RETURN AVERAGE	10.4	38.2
FUMBLES-LOST	11-3	10-5
PENALTIES-Yards	47-391	61-517
Average Per Game	55.9	73.9
PUNTS-Yards	39-1549	41-1675
Average Per Punt	39.7	40.9
Net punt average	35.1	35.7
KICKOFFS-Yards	50-2789	35-2067
Average Per Kick	55.8	59.1
Net kick average	42.2	39.2
TIME OF POSSESSION/Game	27:00	32:40
3RD-DOWN Conversions	43/110	42/124
3rd-Down Pct	39%	34%
4TH-DOWN Conversions	10/18	12/23
4th-Down Pct	56%	52%
SACKS BY-Yards	19-151	7-62
MISC YARDS	37	0
TOUCHDOWNS SCORED	39	24
FIELD GOALS-ATTEMPTS	7-11	7-10
ON-SIDE KICKS	0-0	2-4
RED-ZONE SCORES	(32-37) 86%	(22-30) 73%
RED-ZONE TOUCHDOWNS	(28-37) 76%	(16-30) 53%
PAT-ATTEMPTS	(36-37) 97%	(20-21) 95%
ATTENDANCE	26333	57105
Games/Avg Per Game	3/8778	4/14276
Neutral Site Games		0/0

Score by Quarters	1st	2nd	3rd	4th	OT	Total
UC Davis	59	99	55	77	7	297
Opponents	27	61	48	57	0	193



## DEFENSIVE STATS

#	Defensive Leaders	gp	Tackles				Sacks no-yds	Pass defense			Fumbles		blkd	
			ua	a	tot	tfl/yds		int-yds	brup	qbh	rcv-yds	ff	kick	saf
55	BLAND, Montell	7	22	10	32	3.0-16	1.0-14	.	.	1	1-0	.	.	.
5	OLAVE, Isiah	7	19	12	31	1.0-4	.	1-0	4	1	.	.	.	.
6	BAUMGART, A.	7	20	10	30	2.0-12	2.0-12	.	1	.	.	.	.	.
34	MOE, Mason	7	23	6	29	10.0-35	5.0-28	2-24	2	2	1-0	.	.	.
20	WHITE, Vincent	7	23	5	28	1.0-5	.	1-48	12	.	.	1	.	.
47	TRIMBLE, Cam	7	17	9	26	2.5-17	1.0-7	.	1	.	.	1	.	.
16	DUNCAN, Erron	7	22	4	26	.	.	.	3	.	.	.	.	.
36	AIREY, Connor	7	17	7	24	3.5-19	2.0-17	.	1	.	.	.	1	.
28	PARENTEAU, Ryan	7	14	9	23	3.5-11	1.0-6	.	3	.	.	1	.	.
45	FLOWERS, Eric	7	12	10	22	0.5-0	.	.	.	1	1-0	.	.	.
8	ANESI, Nas	7	11	10	21	2.0-3	.	1-9	.	1	.	.	.	.
21	KING, Devon	7	12	8	20	2.5-15	1.0-11	.	.	.	.	.	.	.
48	JAMISON, B.	7	14	6	20	6.5-35	3.0-28	.	.	1	1-0	.	1	.
4	GARCIA, Tiger	6	14	4	18	.	.	1-0	.	.	.	.	.	.
1	THOMAS, Isaiah	7	12	6	18	.	.	1-6	.	.	.	.	.	.
94	FRANKLIN, J.	7	7	10	17	1.0-2	.	.	.	2	.	.	.	.
57	CLOUD, Terrell	7	10	7	17	1.0-2	.	.	.	1	.	.	.	.
95	OCANSEY, Roland	7	10	7	17	3.0-19	2.0-18	.	1	1	1-34	1	.	.
23	PERRYMAN, J.	7	11	1	12	.	.	1-13	1	.	.	.	.	.
99	RODGERS, Bryce	4	3	8	11	1.5-3	.	.	.	.	.	.	.	.
33	BENNETT, Quincy	6	7	4	11	.	.	1-0	1	.	.	.	.	.
10	WHITE, Jaylin	3	5	2	7	2.0-11	1.0-10	.	.	.	.	.	.	.
90	PEACOCK, Cade	5	2	4	6	.	.	1-4	.	.	.	.	.	.
31	AMADI, Jon	6	5	1	6	1.0-3	.	.	1	.	.	.	.	.
97	WILSON, Andrew	3	4	2	6	.	.	.	.	.	.	.	.	.
29	MARTINEZ, Ryan	7	2	2	4	.	.	.	.	.	.	.	.	.
96	O'BRIEN, Hunter	4	4	.	4	2.0-6	.	.	.	.	.	.	.	.
35	LESANE, Khanii	4	3	1	4	2.0-3	.	.	.	1	.	1	.	.
30	HICKS, Ethan	7	1	2	3	.	.	.	.	.	.	.	.	.
98	ALOMA, John	7	2	1	3	.	.	.	.	.	.	.	.	.
59	SAYLES, Terrell	4	.	3	3	.	.	.	.	.	.	.	.	.
18	PERKINS, Evan	2	1	1	2	.	.	.	1	.	.	.	.	.
1F	FRAZIER, Da'Von	1	1	1	2	.	.	.	.	.	.	.	.	.
26	JANUSKA, Josh	7	1	1	2	.	.	.	.	.	.	.	.	.
7	LEE, Brandyn	4	2	.	2	.	.	.	1	.	.	.	.	.
37	WHELAN, Daniel	7	2	.	2	.	.	.	.	.	.	.	.	.
14	CALLOWAY, D.	3	.	2	2	.	.	.	.	.	.	.	.	.
22	KNOX, Amir	3	.	1	1	.	.	.	.	.	.	.	.	.
11	RODRIGUES, H.	2	1	.	1	.	.	.	.	.	.	.	.	.
77	HUFFORD, Ramsey	7	1	.	1	.	.	.	.	.	.	.	.	.
93	NIXON, Luka	2	.	1	1	.	.	.	.	.	.	.	.	.
79	RICHARDSON, K.	7	.	1	1	.	.	.	.	.	.	.	.	.
49	MILLER, Pat	5	1	.	1	.	.	.	.	.	.	.	.	.
69	SUANI, Josiah	3	.	1	1	.	.	.	.	.	.	.	.	.
53	EATON, Nick	1	.	1	1	.	.	.	1	.	.	.	.	.
91	FEHRENBACH, N.	5	.	1	1	0.5-3	.	.	.	.	.	.	.	.
15	MAIER, Jake	7	1	.	1	.	.	.	.	.	.	.	.	.
40	GILLIAM, Ulonzo	7	.	1	1	.	.	.	.	.	.	.	.	.
TM	TEAM	3	.	.	.	.	.	.	.	.	.	.	.	1
Total		7	339	183	522	52-224	19-151	10-104	34	12	5-34	5	2	1
Opponents		7	309	208	517	32-132	7-62	4-153	42	14	3-13	6	.	1

## TEAM GAME-BY-GAME STATS

**UC DAVIS**

Date	Opponent	Rushing				Receiving				Passing				Kick Returns				Punt Returns				tot off
		no.	yds	td	lg	no.	yds	td	lg	cmp-att-int	yds	td	lg	no.	yds	td	lg	no.	yds	td	lg	
08/30/18	at San Jose State	34	143	3	22	37	446	3	49	37-57-1	446	3	49	3	58	0	23	2	12	0	8	589
09/08/18	SAN DIEGO	34	96	4	26	27	376	2	64	27-51-0	376	2	64	4	82	0	38	6	50	0	20	472
09/15/18	at Stanford	21	50	0	33	28	258	1	26	28-56-2	258	1	26	0	0	0	0	0	0	0	0	308
09/22/18	IDAHO	52	256	1	48	25	256	3	34	25-39-0	256	3	34	2	41	0	21	3	17	1	10	512
10/05/18	at Northern Colorado	35	116	2	18	31	408	5	49	31-44-0	408	5	49	4	74	0	30	3	14	0	9	524
10/13/18	IDAHO STATE	33	150	1	23	40	382	5	45	40-51-1	382	5	45	7	163	0	43	2	31	0	34	532
10/20/18	at Cal Poly	26	232	1	44	17	200	5	41	17-33-0	200	5	41	1	28	0	28	3	7	0	5	432
		235	1043	12	48	205	2326	24	64	205-331-4	2326	24	64	21	446	0	43	19	131	1	34	3369
Opponents		304	1073	10	58	144	1928	14	79	144-258-10	1928	14	79	20	281	0	23	10	122	0	34	3001

Games: 7 • Avg/rush: 4.4 • Avg/catch: 11.3 • Pass effic: 142.47 • KR avg: 21.2 • PR avg: 6.9 • All purpose avg/game: 583.9 • Total offense avg/gm: 481.3

		Tackles				Sacks	Fumble		Pass Defense			blkd	PAT Attempts			off		
Date	Opponent	ua	a	total	tfl-yds	no-yds	ff	fr-yds	int-yds	qbh	brup	kick	kick	rush	rcv	saf	t/o	pts
08/30/1	at San Jose State	47	35	82	5.0-26	3.0-24	0	1-0	2-0	5	5	0	6-6	0	0	1	7	44
09/08/1	SAN DIEGO	38	30	68	7.0-23	2.0-14	0	0-0	2-52	0	6	0	6-7	0	0	0	13	54
09/15/1	at Stanford	35	34	69	5.0-19	2.0-12	0	0-0	2-15	5	3	0	1-1	0	0	0	3	10
09/22/1	IDAHO	45	20	65	6.0-28	2.0-22	2	1-0	1-24	2	8	1	5-5	0	0	0	3	44
10/05/1	at Northern Colorado	56	4	60	9.0-65	5.0-47	1	1-0	2-13	0	4	0	7-7	0	0	0	21	49
10/13/1	IDAHO STATE	57	22	79	9.0-32	4.0-23	0	0-0	1-0	0	6	1	4-4	0	2	0	0	44
10/20/1	at Cal Poly	61	38	99	11.0-31	1.0-9	2	2-34	0-0	0	2	0	7-7	0	0	0	14	52
		339	183	522	52.0-224	19.0-151	5	5-34	10-104	12	34	2	36-37	0	2	1	61	297
Opponents		309	208	517	32.0-132	7.0-62	6	3-13	4-153	14	42	0	20-21	0	3	1	14	193

Date	Opponent	Punting									Field Goals			Kickoffs				
		no.	yds	avg	long	blkd	tb	fc	50+	i20	md-att	long	blkd	no.	yds	avg	tb	ob
08/30/1	at San Jose State	8	309	38.6	56	0	2	3	2	4	0-2	0	0	7	330	47.1	0	0
09/08/1	SAN DIEGO	7	285	40.7	58	0	0	3	2	3	2-2	45	0	9	581	64.6	5	0
09/15/1	at Stanford	6	239	39.8	57	0	0	0	1	2	1-2	26	0	2	103	51.5	1	0
09/22/1	IDAHO	4	164	41.0	56	0	1	0	2	1	3-3	35	0	8	498	62.2	5	0
10/05/1	at Northern Colorado	2	76	38.0	41	0	0	2	0	1	0-1	0	0	9	522	58.0	3	2
10/13/1	IDAHO STATE	6	229	38.2	50	0	0	2	1	3	0-0	0	0	6	258	43.0	0	1
10/20/1	at Cal Poly	6	247	41.2	55	0	0	3	1	2	1-1	43	0	9	497	55.2	2	0
		39	1549	39.7	58	0	3	13	9	16	7-11	45	0	50	2789	55.8	16	3
Opponents		41	1675	40.9	59	1	4	8	7	4	7-10	46	0	35	2067	59.1	10	2

# 10-27 at Montana >> Washington-Grizzly Stadium >> Missoula, Mont.

## OPPONENTS

Date	Opponent	Rushing				Receiving				Passing				Kick Returns				Punt Returns				tot off
		no.	yds	td	lg	no.	yds	td	lg	cmp-att-int	yds	td	lg	no.	yds	td	lg	no.	yds	td	lg	
08/30/18	at San Jose State	38	141	2	23	28	365	3	79	28-52-2	365	3	79	4	63	0	22	2	9	0	6	506
09/08/18	SAN DIEGO	30	65	1	14	21	296	2	51	21-39-2	296	2	51	4	57	0	22	1	16	0	16	361
09/15/18	at Stanford	33	137	1	38	17	214	2	53	17-33-2	214	2	53	1	3	0	3	3	59	0	30	351
09/22/18	IDAHO	32	117	0	22	25	299	3	46	25-46-1	299	3	46	3	44	0	21	1	34	0	34	416
10/05/18	at Northern Colorado	40	66	2	12	28	387	2	34	28-48-2	387	2	34	3	38	0	23	0	0	0	0	453
10/13/18	IDAHO STATE	56	243	3	58	19	319	2	42	19-30-1	319	2	42	1	15	0	15	2	4	0	4	562
10/20/18	at Cal Poly	75	304	1	35	6	48	0	14	6-10-0	48	0	14	4	61	0	18	1	0	0	0	352
UC Davis		304	1073	10	58	144	1928	14	79	144-258-10	1928	14	79	20	281	0	23	10	122	0	34	3001
		235	1043	12	48	205	2326	24	64	205-331-4	2326	24	64	21	446	0	43	19	131	1	34	3369

Games: 7 • Avg/rush: 3.5 • Avg/catch: 13.4 • Pass effic: 128.74 • KR avg: 14.1 • PR avg: 12.2 • All purpose avg/game: 508.1 • Total offense avg/gm: 428.7

Date	Opponent	Tackles				Sacks		Fumble		Pass Defense				blkd	PAT Attempts			off		
		ua	a	total	tfl-yds	no-yds	ff	fr-yds	int-yds	qbh	brup	kick	kick	rush	rcv	saf	t/o	pts		
08/30/1	at San Jose State	44	38	82	7.0-33	2.0-17	0	0-0	1-38	2	6	0	5-5	0	0	0	7	38		
09/08/1	SAN DIEGO	51	24	75	9.0-56	3.0-28	3	1-13	0-0	3	6	0	3-3	0	0	0	7	21		
09/15/1	at Stanford	23	48	71	4.0-6	0.0-0	0	0-0	2-32	4	10	0	3-3	0	0	0	0	30		
09/22/1	IDAHO	56	28	84	8.0-25	1.0-10	1	0-0	0-0	1	5	0	3-3	0	0	0	0	21		
10/05/1	at Northern Colorado	50	16	66	2.0-2	0.0-0	0	0-0	0-0	1	7	0	1-1	0	3	1	0	36		
10/13/1	IDAHO STATE	58	32	90	2.0-10	1.0-7	1	1-0	1-83	0	1	0	4-5	0	0	0	0	37		
10/20/1	at Cal Poly	27	22	49	0.0-0	0.0-0	1	1-0	0-0	3	7	0	1-1	0	0	0	0	10		
UC Davis		309	208	517	32.0-132	7.0-62	6	3-13	4-153	14	42	0	20-21	0	3	1	14	193		
		339	183	522	52.0-224	19.0-151	5	5-34	10-104	12	34	2	36-37	0	2	1	61	297		

Date	Opponent	Punting								Field Goals				Kickoffs				
		no.	yds	avg	long	blkd	tb	fc	50+	i20	md-att	long	blkd	no.	yds	avg	tb	ob
08/30/1	at San Jose State	6	238	39.7	57	0	0	1	1	0	1-2	29	0	7	406	58.0	3	1
09/08/1	SAN DIEGO	9	408	45.3	58	0	0	2	3	2	0-0	0	0	4	220	55.0	0	0
09/15/1	at Stanford	4	137	34.2	47	0	0	1	0	1	3-3	46	0	7	394	56.3	4	1
09/22/1	IDAHO	6	226	37.7	59	1	2	1	2	0	0-0	0	0	3	182	60.7	1	0
10/05/1	at Northern Colorado	4	161	40.2	45	0	0	0	0	0	1-1	36	0	4	258	64.5	0	0
10/13/1	IDAHO STATE	5	229	45.8	52	0	2	1	1	1	1-2	32	0	7	412	58.9	0	0
10/20/1	at Cal Poly	7	276	39.4	49	0	0	2	0	0	1-2	41	0	3	195	65.0	2	0
UC Davis		41	1675	40.9	59	1	4	8	7	4	7-10	46	0	35	2067	59.1	10	2
		39	1549	39.7	58	0	3	13	9	16	7-11	45	0	50	2789	55.8	16	3

## INDIVIDUAL GAME-BY-GAME STATS



Total Tackles	UA-A	Total	SJSU	USD	STAN	IDAHO	NC	ISU	CP
BLAND, Montell	22-10	32	2-2	3-0	1-3	4-1	4-0	6-3	2-1
OLAVE, Isiah	19-12	31	3-0	1-4	4-2	5-4	1-1	2-1	3-0
BAUMGART, A.	20-10	30	1-3	3-0	1-2	3-1	6-0	3-2	3-2
MOE, Mason	23-6	29	0-1	1-0	6-1	2-2	4-0	4-1	6-1
WHITE, Vincent	23-5	28	4-2	2-1	3-2	3-0	4-0	6-0	1-0
TRIMBLE, Cam	17-9	26	1-0	2-2	2-2	3-0	2-1	3-0	4-4
DUNCAN, Erron	22-4	26	9-1	2-0	2-1	0-1	3-0	1-1	5-0
AIREY, Connor	17-7	24	1-2	2-0	2-2	2-0	2-0	3-1	5-2
PARENTEAU, Ryan	14-9	23	3-4	0-1	1-3	-	2-0	2-1	6-0
FLOWERS, Eric	12-10	22	3-2	2-3	0-1	-	2-0	3-1	2-3
ANESI, Nas	11-10	21	3-1	1-5	0-1	1-1	2-0	3-1	1-1
JAMISON, B.	14-6	20	2-3	2-1	1-0	-	3-0	5-2	1-0
KING, Devon	12-8	20	1-0	-	2-2	2-0	3-1	2-2	2-3
THOMAS, Isaiah	12-6	18	1-1	1-0	1-1	3-2	3-0	1-2	2-0
GARCIA, Tiger	14-4	18	4-2	4-0	DNP	3-2	2-0	-	1-0
FRANKLIN, J.	7-10	17	1-2	1-1	0-1	1-1	-	4-1	0-4
CLOUD, Terrell	10-7	17	1-0	2-0	1-1	1-0	1-0	3-3	1-3
OCANSEY, Roland	10-7	17	0-1	2-2	0-2	2-1	2-0	1-0	3-1
PERRYMAN, J.	11-1	12	1-0	-	-	2-0	3-0	1-0	4-1
RODGERS, Bryce	3-8	11	0-2	0-1	1-2	DNP	DNP	DNP	2-3
BENNETT, Quincy	7-4	11	1-1	1-2	DNP	-	1-0	1-0	3-1
WHITE, Jaylin	5-2	7	4-1	1-1	-	DNP	DNP	DNP	DNP
AMADI, Jon	5-1	6	1-0	-	0-1	-	4-0	-	DNP
PEACOCK, Cade	2-4	6	DNP	0-3	2-1	-	-	-	DNP
WILSON, Andrew	4-2	6	DNP	DNP	DNP	1-1	DNP	1-0	2-1
LESANE, Khanii	3-1	4	DNP	1-0	1-1	1-0	-	DNP	DNP
MARTINEZ, Ryan	2-2	4	0-1	0-1	1-0	1-0	-	-	-
O'BRIEN, Hunter	4-0	4	DNP	1-0	1-0	2-0	DNP	DNP	-
HICKS, Ethan	1-2	3	-	1-0	-	-	-	-	0-2
ALOMA, John	2-1	3	-	1-0	-	-	-	1-0	0-1
SAYLES, Terrell	0-3	3	DNP	0-1	0-1	0-1	DNP	DNP	-
FRAZIER, Da'Von	1-1	2	DNP	DNP	DNP	1-1	DNP	DNP	DNP
CALLOWAY, D.	0-2	2	DNP	DNP	DNP	DNP	-	-	0-2
PERKINS, Evan	1-1	2	DNP	0-1	DNP	1-0	DNP	DNP	DNP
JANUSKA, Josh	1-1	2	-	-	-	-	1-0	-	0-1
LEE, Brandyn	2-0	2	DNP	DNP	-	-	1-0	DNP	1-0
WHELAN, Daniel	2-0	2	-	-	1-0	1-0	-	-	-
NIXON, Luka	0-1	1	0-1	DNP	DNP	DNP	-	DNP	DNP
MAIER, Jake	1-0	1	-	-	-	-	-	1-0	-
HUFFORD, Ramsey	1-0	1	-	1-0	-	-	-	-	-
MILLER, Pat	1-0	1	DNP	-	-	-	DNP	-	1-0
SUANI, Josiah	0-1	1	DNP	-	0-1	DNP	DNP	DNP	-
KNOX, Amir	0-1	1	0-1	-	DNP	-	DNP	DNP	DNP
FEHRENBACH, N.	0-1	1	DNP	-	-	-	0-1	-	DNP
RODRIGUES, H.	1-0	1	DNP	DNP	1-0	-	DNP	DNP	DNP
EATON, Nick	0-1	1	DNP	DNP	DNP	0-1	DNP	DNP	DNP
GILLIAM, Ulonzo	0-1	1	-	-	-	-	-	-	0-1



**10-27 at Montana >> Washington-Grizzly Stadium >> Missoula, Mont.**

<b>TACKLES FOR LOSS</b>	<b>UA-A</b>	<b>Total</b>	<b>SJSU</b>	<b>USD</b>	<b>STAN</b>	<b>IDAHO</b>	<b>NC</b>	<b>ISU</b>	<b>CP</b>
MOE, Mason	10-0	10.0	-	-	2.0-5	1.0-1	2.0-8	2.0-10	3.0-11
JAMISON, B.	5-3	6.5	0.5-0	1.5-3	1.0-9	-	1.0-13	2.5-10	-
AIREY, Connor	3-1	3.5	-	1.0-4	-	-	1.0-13	0.5-1	1.0-1
PARENTEAU, Ryan	3-1	3.5	1.5-7	-	-	-	-	-	2.0-4
OCANSEY, Roland	3-0	3.0	-	-	-	2.0-9	1.0-10	-	-
BLAND, Montell	3-0	3.0	-	-	-	2.0-15	-	1.0-1	-
KING, Devon	2-1	2.5	1.0-11	-	-	-	-	-	1.5-4
TRIMBLE, Cam	2-1	2.5	1.0-7	-	-	-	1.5-10	-	-
BAUMGART, A.	2-0	2.0	-	-	-	-	1.0-5	1.0-7	-
O'BRIEN, Hunter	2-0	2.0	DNP	1.0-3	-	1.0-3	DNP	DNP	-
LESANE, Khanii	2-0	2.0	DNP	1.0-1	1.0-2	-	-	DNP	DNP
ANESI, Nas	1-2	2.0	-	0.5-1	-	-	-	1.0-1	0.5-1
WHITE, Jaylin	2-0	2.0	1.0-1	1.0-10	-	DNP	DNP	DNP	DNP
RODGERS, Bryce	1-1	1.5	-	0.5-0	1.0-3	DNP	DNP	DNP	-
CLOUD, Terrell	1-0	1.0	-	-	-	-	-	1.0-2	-
OLAVE, Isiah	1-0	1.0	-	-	-	-	-	-	1.0-4
FRANKLIN, J.	0-2	1.0	-	0.5-1	-	-	-	-	0.5-1
AMADI, Jon	1-0	1.0	-	-	-	-	1.0-3	-	DNP
WHITE, Vincent	1-0	1.0	-	-	-	-	-	-	1.0-5
FLOWERS, Eric	0-1	0.5	-	-	-	-	-	-	0.5-0
FEHRENBACH, N.	0-1	0.5	DNP	-	-	-	0.5-3	-	DNP

<b>SACKS</b>	<b>UA-A</b>	<b>Total</b>	<b>SJSU</b>	<b>USD</b>	<b>STAN</b>	<b>IDAHO</b>	<b>NC</b>	<b>ISU</b>	<b>CP</b>
MOE, Mason	5-0	5.0	-	-	1.0-3	-	1.0-6	2.0-10	1.0-9
JAMISON, B.	3-0	3.0	-	-	1.0-9	-	1.0-13	1.0-6	-
AIREY, Connor	2-0	2.0	-	1.0-4	-	-	1.0-13	-	-
BAUMGART, A.	2-0	2.0	-	-	-	-	1.0-5	1.0-7	-
OCANSEY, Roland	2-0	2.0	-	-	-	1.0-8	1.0-10	-	-
PARENTEAU, Ryan	1-0	1.0	1.0-6	-	-	-	-	-	-
WHITE, Jaylin	1-0	1.0	-	1.0-10	-	DNP	DNP	DNP	DNP
KING, Devon	1-0	1.0	1.0-11	-	-	-	-	-	-
TRIMBLE, Cam	1-0	1.0	1.0-7	-	-	-	-	-	-
BLAND, Montell	1-0	1.0	-	-	-	1.0-14	-	-	-

# STATS BY QUARTER

## 3rd-Down Conversions

Date	Opponent	Score	Overall	1st Qtr	2nd Qtr	3rd Qtr	4th Qtr	Overtime
08/30/18	at San Jose State	W 44-38	6-18 33.3	3-6 50.0	1-3 33.3	1-5 20.0	1-4 25.0	
09/08/18	SAN DIEGO	W 54-21	12-21 57.1	4-6 66.7	4-8 50.0	1-4 25.0	3-3 100.0	
09/15/18	at Stanford	L 10-30	4-18 22.2	0-3 0.0	0-4 0.0	3-7 42.9	1-4 25.0	
09/22/18	IDAHO	W 44-21	7-18 38.9	2-4 50.0	3-6 50.0	2-4 50.0	0-4 0.0	
10/05/18	at Northern Colorado	W 49-36	4-11 36.4	0-4 0.0	2-3 66.7	1-1 100.0	1-3 33.3	
10/13/18	IDAHO STATE	W 44-37	6-14 42.9	1-2 50.0	2-4 50.0	1-3 33.3	1-3 33.3	1-2 50.0
10/20/18	at Cal Poly	W 52-10	4-10 40.0	1-4 25.0	1-2 50.0	1-2 50.0	1-2 50.0	
	UC Davis		43-110 39.1	11-29 37.9	13-30 43.3	10-26 38.5	8-23 34.8	1-2 50.0
	Opponents		42-124 33.9	8-29 27.6	10-31 32.3	10-29 34.5	14-34 41.2	0-1 0.0

## 4th-Down Conversions

Date	Opponent	Score	Overall	1st Qtr	2nd Qtr	3rd Qtr	4th Qtr	Overtime
08/30/18	at San Jose State	W 44-38	0-1 0.0	0-1 0.0	0-0 0.0	0-0 0.0	0-0 0.0	
09/08/18	SAN DIEGO	W 54-21	1-1 100.0	0-0 0.0	1-1 100.0	0-0 0.0	0-0 0.0	
09/15/18	at Stanford	L 10-30	2-5 40.0	0-1 0.0	1-2 50.0	1-2 50.0	0-0 0.0	
09/22/18	IDAHO	W 44-21	3-5 60.0	1-1 100.0	1-1 100.0	1-1 100.0	0-2 0.0	
10/05/18	at Northern Colorado	W 49-36	2-4 50.0	2-2 100.0	0-0 0.0	0-0 0.0	0-2 0.0	
10/13/18	IDAHO STATE	W 44-37	2-2 100.0	0-0 0.0	0-0 0.0	0-0 0.0	1-1 100.0	1-1 100.0
10/20/18	at Cal Poly	W 52-10	0-0 0.0	0-0 0.0	0-0 0.0	0-0 0.0	0-0 0.0	
	UC Davis		10-18 55.6	3-5 60.0	3-4 75.0	2-3 66.7	1-5 20.0	1-1 100.0
	Opponents		12-23 52.2	4-5 80.0	2-2 100.0	1-4 25.0	5-11 45.5	0-1 0.0

## Time of Possession

Date	Opponent	Score	Overall	1st Qtr	2nd Qtr	3rd Qtr	4th Qtr	Overtime
08/30/18	at San Jose State	W 44-38	31:13	10:07	5:53	7:18	7:55	
09/08/18	SAN DIEGO	W 54-21	26:19	5:30	8:55	6:27	5:27	
09/15/18	at Stanford	L 10-30	28:10	4:16	5:28	10:43	7:43	
09/22/18	IDAHO	W 44-21	30:17	7:38	8:31	6:14	7:54	
10/05/18	at Northern Colorado	W 49-36	23:25	9:13	5:07	4:07	4:58	
10/13/18	IDAHO STATE	W 44-37	27:57	5:02	8:06	5:59	8:50	0:00
10/20/18	at Cal Poly	W 52-10	21:41	4:49	5:45	5:50	5:17	
	UC Davis	Total	189:02	46:35	47:45	46:38	48:04	0:00
		Avg.	27:00	6:39	6:49	6:39	6:52	0:00
	Opponents	Total	228:40	58:25	57:15	58:22	54:38	0:00
		Avg.	32:40	8:20	8:10	8:20	7:48	0:00

## RED ZONE STATS

### UC Davis Inside Opponent Red-Zone

Date	Opponent	Score	Times		Total	Rush		Pass	FGs	Failed to score inside RZ					
			In RZ	Scored	Pts	TDs	TDs	TDs	Made	FGA	Down	Int	Fumb	Half	Game
08/30/18	at San Jose State	W 44-38	6	4	28	4	3	1	0	2	0	0	0	0	0
09/08/18	SAN DIEGO	W 54-21	4	4	28	4	3	1	0	0	0	0	0	0	0
09/15/18	at Stanford	L 10-30	2	1	3	0	0	0	1	0	0	1	0	0	0
09/22/18	IDAHO	W 44-21	6	6	30	3	1	2	3	0	0	0	0	0	0
10/05/18	at Northern Colorado	W 49-36	7	6	42	6	2	4	0	1	0	0	0	0	0
10/13/18	IDAHO STATE	W 44-37	6	5	36	5	1	4	0	0	0	1	0	0	0
10/20/18	at Cal Poly	W 52-10	6	6	42	6	1	5	0	0	0	0	0	0	0
Totals			37	32	209	28	11	17	4	3	0	2	0	0	0
			32 of 37 (86.5%)												

### Opponents Inside UC Davis Red-Zone

Date	Opponent	Score	Times		Total	Rush		Pass	FGs	Failed to score inside RZ					
			In RZ	Scored	Pts	TDs	TDs	TDs	Made	FGA	Down	Int	Fumb	Half	Game
08/30/18	at San Jose State	W 44-38	5	4	24	3	1	2	1	0	0	0	1	0	0
09/08/18	SAN DIEGO	W 54-21	2	2	14	2	1	1	0	0	0	0	0	0	0
09/15/18	at Stanford	L 10-30	6	5	27	3	1	2	2	0	1	0	0	0	0
09/22/18	IDAHO	W 44-21	3	1	7	1	0	1	0	0	0	1	0	1	0
10/05/18	at Northern Colorado	W 49-36	5	5	34	4	2	2	1	0	0	0	0	0	0
10/13/18	IDAHO STATE	W 44-37	7	4	23	3	2	1	1	1	2	0	0	0	0
10/20/18	at Cal Poly	W 52-10	2	1	3	0	0	0	1	1	0	0	0	0	0
Totals			30	22	132	16	7	9	6	2	3	1	1	1	0
			22 of 30 (73.3%)												



## TEAM/INDIVIDUAL SUPERLATIVES

## UC Davis Team Highs

Rushes	52	vs Idaho (09/22/18)
Yards Rushing	256	vs Idaho (09/22/18)
Yards Per Rush	8.9	at Cal Poly (10/20/18)
TD Rushes	4	vs San Diego (09/08/18)
Pass attempts	57	at San Jose State (08/30/18)
Pass completions	40	vs Idaho State (10/13/18)
Yards Passing	446	at San Jose State (08/30/18)
Yards Per Pass	9.3	at Northern Colorado (10/05/18)
TD Passes	5	at Northern Colorado (10/05/18)
	5	vs Idaho State (10/13/18)
	5	at Cal Poly (10/20/18)
Total Plays	91	at San Jose State (08/30/18)
	91	vs Idaho (09/22/18)
Total Offense	589	at San Jose State (08/30/18)
Yards Per Play	7.3	at Cal Poly (10/20/18)
Points	54	vs San Diego (09/08/18)
Sacks By	5	at Northern Colorado (10/05/18)
First Downs	31	at San Jose State (08/30/18)
	31	vs Idaho State (10/13/18)
Penalties	11	at San Jose State (08/30/18)
	11	vs Idaho (09/22/18)
Penalty Yards	106	vs Idaho State (10/13/18)
Turnovers	2	at Stanford (09/15/18)
	2	vs Idaho State (10/13/18)
Interceptions By	2	at San Jose State (08/30/18)
	2	vs San Diego (09/08/18)
	2	at Stanford (09/15/18)
	2	at Northern Colorado (10/05/18)
Punts	8	at San Jose State (08/30/18)
Punting Avg	41.2	at Cal Poly (10/20/18)
Long Punt	58	vs San Diego (09/08/18)
Punts inside 20	4	at San Jose State (08/30/18)
Long Punt Return	34	vs Idaho State (10/13/18)

## UC Davis Individual Highs

Rushes	23	GILLIAM, Ulonzo at San Jose State (08/30/18)
Yards Rushing	132	GILLIAM, Ulonzo at San Jose State (08/30/18)
TD Rushes	3	GILLIAM, Ulonzo vs San Diego (09/08/18)
Long Rush	48	THOMAS, Tehran vs Idaho (09/22/18)
Pass attempts	55	MAIER, Jake at San Jose State (08/30/18)
Pass completions	40	MAIER, Jake vs Idaho State (10/13/18)
Yards Passing	446	MAIER, Jake at San Jose State (08/30/18)
TD Passes	5	MAIER, Jake vs Idaho State (10/13/18)
	5	MAIER, Jake at Cal Poly (10/20/18)
Long Pass	64	MAIER, Jake vs San Diego (09/08/18)
Receptions	13	DOSS, Keelan at Stanford (09/15/18)
	13	DOSS, Keelan vs Idaho State (10/13/18)
Yards Receiving	150	DOSS, Keelan at Northern Colorado (10/05/18)
TD Receptions	3	PREECE, Wesley at Northern Colorado (10/05/18)
Long Reception	64	VAUGHN, Khris vs San Diego (09/08/18)
Field Goals	3	O'ROURKE, Max vs Idaho (09/22/18)
Long Field Goal	45	O'ROURKE, Max vs San Diego (09/08/18)
Punts	7	WHELAN, Daniel at San Jose State (08/30/18)
	7	WHELAN, Daniel vs San Diego (09/08/18)
Punting Avg	41.2	WHELAN, Daniel vs Idaho State (10/13/18)
Long Punt	58	WHELAN, Daniel vs San Diego (09/08/18)
Punts inside 20	4	WHELAN, Daniel at San Jose State (08/30/18)
Long Punt Return	34	THOMAS, Isaiah vs Idaho State (10/13/18)
Long Kickoff Return	43	MODISE, Namane vs Idaho State (10/13/18)
Tackles	10	DUNCAN, Erron at San Jose State (08/30/18)
Sacks	2.0	MOE, Mason vs Idaho State (10/13/18)
Tackles For Loss	3.0	MOE, Mason at Cal Poly (10/20/18)
Interceptions	1	GARCIA, Tiger at San Jose State (08/30/18)
	1	OLAVE, Isaiah at San Jose State (08/30/18)
	1	WHITE, Vincent vs San Diego (09/08/18)
	1	PEACOCK, Cade vs San Diego (09/08/18)
	1	THOMAS, Isaiah at Stanford (09/15/18)
	1	ANESI, Nas at Stanford (09/15/18)
	1	MOE, Mason vs Idaho (09/22/18)
	1	PERRYMAN, J. at Northern Colorado (10/05/18)
	1	MOE, Mason at Northern Colorado (10/05/18)
	1	BENNETT, Quincy vs Idaho State (10/13/18)

## Opponent Team Highs

Rushes	75	at Cal Poly (10/20/18)
Yards Rushing	304	at Cal Poly (10/20/18)
Yards Per Rush	4.3	vs Idaho State (10/13/18)
TD Rushes	3	vs Idaho State (10/13/18)
Pass attempts	52	at San Jose State (08/30/18)
Pass completions	28	at San Jose State (08/30/18)
	28	at Northern Colorado (10/05/18)
Yards Passing	387	at Northern Colorado (10/05/18)
Yards Per Pass	10.6	vs Idaho State (10/13/18)
TD Passes	3	at San Jose State (08/30/18)
	3	vs Idaho (09/22/18)
Total Plays	90	at San Jose State (08/30/18)
Total Offense	562	vs Idaho State (10/13/18)
Yards Per Play	6.5	vs Idaho State (10/13/18)
Points	38	at San Jose State (08/30/18)
Sacks By	3	vs San Diego (09/08/18)
First Downs	27	at San Jose State (08/30/18)
	27	at Northern Colorado (10/05/18)
Penalties	12	at San Jose State (08/30/18)
Penalty Yards	125	at San Jose State (08/30/18)
Turnovers	3	at San Jose State (08/30/18)
	3	at Northern Colorado (10/05/18)
Interceptions By	2	at Stanford (09/15/18)
Punts	9	vs San Diego (09/08/18)
Punting Avg	45.8	vs Idaho State (10/13/18)
Long Punt	59	vs Idaho (09/22/18)
Punts inside 20	2	vs San Diego (09/08/18)
Long Punt Return	34	vs Idaho (09/22/18)

## Opponent Individual Highs

Rushes	33	MADISON, James, vs Idaho State (10/13/18)
	33	PROTHEROE, Joe, at Cal Poly (10/20/18)
Yards Rushing	147	MADISON, James, vs Idaho State (10/13/18)
	147	PROTHEROE, Joe, at Cal Poly (10/20/18)
TD Rushes	2	NEVENS, Tyler, at San Jose State (08/30/18)
	2	MADISON, James, vs Idaho State (10/13/18)
Long Rush	58	FLANAGAN, Ty, vs Idaho State (10/13/18)
Pass attempts	48	Regan,C., at Northern Colorado (10/05/18)
Pass completions	28	Regan,C., at Northern Colorado (10/05/18)
Yards Passing	387	Regan,C., at Northern Colorado (10/05/18)
TD Passes	3	PETRINO, Mason, vs Idaho (09/22/18)
Long Pass	79	AARON, Montel, at San Jose State (08/30/18)
Receptions	9	UNGERER, David, vs Idaho (09/22/18)
	9	Wesley,A., at Northern Colorado (10/05/18)
Yards Receiving	178	Wesley,A., at Northern Colorado (10/05/18)
TD Receptions	2	GAITHER, Bailey, at San Jose State (08/30/18)
	2	A.-Whiteside,JJ, at Stanford (09/15/18)
	2	DEAN, Michael, vs Idaho State (10/13/18)
Long Reception	79	GAITHER, Bailey, at San Jose State (08/30/18)
Field Goals	3	Toner,J, at Stanford (09/15/18)
Long Field Goal	46	Toner,J, at Stanford (09/15/18)
Punts	9	KULJIAN, Tanner, vs San Diego (09/08/18)
Punting Avg	45.8	RYAN, Kevin, vs Idaho State (10/13/18)
Long Punt	59	COFFEY, Cade, vs Idaho (09/22/18)
Punts inside 20	2	KULJIAN, Tanner, vs San Diego (09/08/18)
Long Punt Return	34	UNGERER, David, vs Idaho (09/22/18)
Long Kickoff Return	23	Wesley,A., at Northern Colorado (10/05/18)
Tackles	13	GRAVES, Kody, vs Idaho State (10/13/18)
Sacks	1.0	ROBERTS, Boogie, at San Jose State (08/30/18)
	1.0	HALL, Cade, at San Jose State (08/30/18)
	1.0	BERGSTROM, J, vs San Diego (09/08/18)
	1.0	WITTWER, Jake, vs San Diego (09/08/18)
	1.0	DOWNS, Zeke, vs San Diego (09/08/18)
	1.0	FUIAVA, Kainoa, vs Idaho State (10/13/18)
Tackles For Loss	2.0	BERGSTROM, J, vs San Diego (09/08/18)
	2.0	HALL, Ed, vs Idaho (09/22/18)
Interceptions	1	MONROE, Dakari, at San Jose State (08/30/18)
	1	Murphy,A, at Stanford (09/15/18)
	1	Booker,T, at Stanford (09/15/18)
	1	AGUIRRE, Adkin, vs Idaho State (10/13/18)



# GAME ONE - AT SAN JOSÉ STATE AUG. 30, 2018 - CEFCU STADIUM (SAN JOSE, CALIF.)

UC Davis (1-0) vs. San Jose State (0-1)

Date: 08/30/18 • Site: San Jose, Calif. • Stadium: CEFCU Stadium

Attendance: 12675

Score by Quarters	1	2	3	4	Total
UC Davis	14	21	2	7	44
San Jose State	14	7	10	7	38

Kickoff time: 7:06 pm • End of Game: 11:10 pm • Total elapsed time: 4:04

Officials: Referee: Kevin Boltmann; Umpire: Mark Warner; Linesman: Greg Downum;

Line judge: Carlos Owens; Back judge: M. Aaronian; Field judge: Scotty Melancon;

Side judge: Corey Luxner; Center judge: Tyree Walton;

Temperature: 71 F • Wind: NNW12mph • Weather: Clear Skies

	UCD	SJSU
Score	44	38
<b>FIRST DOWNS</b>	31	27
<b>RUSHES-YARDS (NET)</b>	34-143	38-141
<b>PASSING YDS (NET)</b>	446	365
Passes Att-Comp-Int	57-37-1	52-28-2
<b>TOTAL OFFENSE PLAYS-YARDS</b>	91-589	90-506
Fumble Returns-Yards	0-0	0-0
Punt Returns-Yards	2-12	2-9
Kickoff Returns-Yards	3-58	4-63
Interception Returns-Yards	2-0	1-38
Punts (Number-Avg)	8-38.6	6-39.7
Fumbles-Lost	0-0	1-1
Penalties-Yards	11-79	12-125
Possession Time	31:10	28:44
Third-Down Conversions	6 of 18	8 of 21
Fourth-Down Conversions	0 of 1	2 of 3

**UC Davis**

Rushing	No.	Gain	Loss	Net	TD	Lg	Avg
GILLIAM, Ulonzo	23	143	11	132	2	22	5.7
CRAWFORD, C.	3	13	0	13	1	9	4.3
MODISE, Namane	2	9	0	9	0	7	4.5
MAIER, Jake	3	12	17	-5	0	12	-1.7

Passing	C-A-I	Yds	TD	Long	Sack
MAIER, Jake	37-55-1	446	3	49	2
CRAWFORD, C.	0-1-0	0	0	0	0

Receiving	No.	Yards	TD	Long
DOSS, Keelan	11	85	0	21
GILLIAM, Ulonzo	8	59	1	18
HARRELL, Jared	5	87	1	49
VAUGHN, Khris	4	65	0	27

Punting	No.	Yds	Avg	Long	In20	TB
WHELIAN, Daniel	7	276	39.4	56	4	1
MAIER, Jake	1	33	33.0	33	0	1

Punt Returns	No.	Yards	TD	Long
THOMAS, Isaiah	2	12	0	8

Kick Returns	No.	Yards	TD	Long
MODISE, Namane	2	43	0	23
AMADI, Jon	1	15	0	15

Tackles	UA-A	Total	Sacks	TFL
DUNCAN, Erron	9-1	10	0.0	0.0
PARENTEAU, Ryan	3-4	7	1.0	1.5

**San Jose State**

Rushing	No.	Gain	Loss	Net	TD	Lg	Avg
NEVENS, Tyler	18	82	3	79	2	23	4.4
PACKER, DeJon	10	42	1	41	0	16	4.1
GAITHER, Bailey	2	26	0	26	0	21	13.0
AARON, Montel	3	17	11	6	0	16	2.0

Passing	C-A-I	Yds	TD	Long	Sack
LOVE, Josh	14-29-1	109	1	17	1
AARON, Montel	13-19-0	254	2	79	1

Receiving	No.	Yards	TD	Long
OLIVER, Josh	8	86	0	18
GAITHER, Bailey	6	137	2	79
BLACKWELL, JaQu	4	26	1	10
HOLMES, Justin	3	24	0	11

Punting	No.	Yds	Avg	Long	In20	TB
CRAWFORD, Bryce	6	238	39.7	57	0	0

Punt Returns	No.	Yards	TD	Long
COTTRELL, Thai	2	9	0	6

Kick Returns	No.	Yards	TD	Long
GAITHER, Bailey	3	50	0	22
ROBERSON, Malik	1	13	0	13

Tackles	UA-A	Total	Sacks	TFL
AGUAYO, Ethan	7-5	12	0.0	1.0
WEBB, Tre	7-4	11	0.0	0.5

Qtr	Time	Scoring Play	V-H
1st	11:58	UCD - GILLIAM, Ulonzo 5 yd run (BLAIR, Matt kick), 12-75 3:02	7 - 0
	09:33	SJSU - BLACKWELL, JaQu 5 yd pass from LOVE, Josh (CRAWFORD, Bryce kick), 2-1 0:35	7 - 7
	05:54	SJSU - NEVENS, Tyler 2 yd run (CRAWFORD, Bryce kick), 7-66 1:22	7 - 14
	02:21	UCD - GILLIAM, Ulonzo 1 yd run (BLAIR, Matt kick), 3-77 0:34	14 - 14
2nd	14:56	UCD - PREECE, Wesley 22 yd pass from MAIER, Jake (BLAIR, Matt kick), 5-63 1:29	21 - 14
	13:26	UCD - HARRELL, Jared 49 yd pass from MAIER, Jake (BLAIR, Matt kick), 4-79 0:53	28 - 14
	11:29	SJSU - NEVENS, Tyler 23 yd run (CRAWFORD, Bryce kick), 6-75 1:56	28 - 21
	09:54	UCD - CRAWFORD, C. 9 yd run (BLAIR, Matt kick), 5-75 1:30	35 - 21
3rd	14:51	UCD - TEAM safety	37 - 21
	02:10	SJSU - CRAWFORD, Bryce 29 yd field goal, 13-69 5:27	37 - 24
	00:02	SJSU - GAITHER, Bailey 79 yd pass from AARON, Montel (CRAWFORD, Bryce kick), 1-79 0:11	37 - 31
4th	13:46	UCD - GILLIAM, Ulonzo 18 yd pass from MAIER, Jake (BLAIR, Matt kick), 6-65 1:24	44 - 31
	01:24	SJSU - GAITHER, Bailey 17 yd pass from AARON, Montel (CRAWFORD, Bryce kick), 8-80 1:50	44 - 38



**GAME TWO - VS. SAN DIEGO**  
**SEPT. 8, 2018 - AGGIE STADIUM (DAVIS, CALIF.)**

San Diego (1-1) vs. UC Davis (2-0)

Date: 09/08/18 • Site: Davis, Calif. • Stadium: Aggie Stadium

Attendance: 7305

Score by Quarters	1	2	3	4	Total
San Diego	0	0	21	0	21
UC Davis	7	13	7	27	54

Kickoff time: 7:05 pm • End of Game: 10:37 pm • Total elapsed time: 3:32

Officials: Referee: Bruce Bondi; Umpire: Will Robbins; Linesman: Sean Burrow;

Line judge: Brian Davis; Back judge: Josh Aragon; Field judge: Mike Bezner;

Side judge: Richard Hanna;

Temperature: 85 deg. • Wind: S8 mph • Weather: clear, wispy clouds

	USD	UCD
Score	21	54
<b>FIRST DOWNS</b>	13	23
<b>RUSHES-YARDS (NET)</b>	30-65	34-96
<b>PASSING YDS (NET)</b>	296	376
Passes Att-Comp-Int	39-21-2	51-27-0
<b>TOTAL OFFENSE PLAYS-YARDS</b>	69-361	85-472
Fumble Returns-Yards	1-13	0-0
Punt Returns-Yards	1-16	6-50
Kickoff Returns-Yards	4-57	4-82
Interception Returns-Yards	0-0	2-52
Punts (Number-Avg)	9-45.3	7-40.7
Fumbles-Lost	0-0	3-1
Penalties-Yards	7-73	5-43
Possession Time	33:36	26:24
Third-Down Conversions	4 of 17	12 of 21
Fourth-Down Conversions	0 of 2	1 of 1

**San Diego**

Rushing	No.	Gain	Loss	Net	TD	Lg	Avg
BINDA, Joseph	12	31	3	28	0	6	2.3
SMITH, Terrence	6	28	4	24	0	14	4.0
ELLISON, A	3	10	1	9	0	5	3.0
MARTINEZ, E	3	7	1	6	0	5	2.0

Passing	C-A-I	Yds	TD	Long	Sack
LAWRENCE, A	20-38-2	274	1	51	2
BROOKS, C	1-1-0	22	1	22	0

Receiving	No.	Yards	TD	Long
BROOKS, C	6	41	0	12
BANDY, Michael	3	77	1	51
KINCAID, Dalton	3	37	1	22
NELSON, Zach	3	29	0	21

Punting	No.	Yds	Avg	Long	In20	TB
KULJIAN, Tanner	9	408	45.3	58	2	0

Punt Returns	No.	Yards	TD	Long
BANDY, Michael	1	16	0	16

Kick Returns	No.	Yards	TD	Long
MARTINEZ, E	2	21	0	16
BANDY, Michael	1	22	0	22

Tackles	UA-A	Total	Sacks	TFL
ARCHIE, Arrion	9-1	10	0.0	0.0
KAMAKA, Kama	6-1	7	0.0	1.0

**UC Davis**

Rushing	No.	Gain	Loss	Net	TD	Lg	Avg
THOMAS, Tehran	4	49	0	49	1	26	12.2
GILLIAM, Ulonzo	16	51	5	46	3	11	2.9
CRAWFORD, C.	5	27	2	25	0	22	5.0
MODISE, Namane	4	29	15	14	0	24	3.5

Passing	C-A-I	Yds	TD	Long	Sack
MAIER, Jake	24-48-0	302	1	64	3
JOHNSON, Brock	3-3-0	74	1	38	0

Receiving	No.	Yards	TD	Long
HARRELL, Jared	6	81	1	34
DOSS, Keelan	4	41	0	21
CRAWFORD, C.	4	16	0	11
VAUGHN, Khris	3	84	0	64

Punting	No.	Yds	Avg	Long	In20	TB
WHELAN, Daniel	7	285	40.7	58	3	0

Punt Returns	No.	Yards	TD	Long
THOMAS, Isaiah	6	50	0	20

Kick Returns	No.	Yards	TD	Long
MODISE, Namane	3	82	0	38
TEAM	1	0	0	0

Tackles	UA-A	Total	Sacks	TFL
ANESI, Nas	1-5	6	0.0	0.5
FLOWERS, Eric	2-3	5	0.0	0.0

Qtr	Time	Scoring Play	V-H
1st	09:21	UCD - GILLIAM, Ulonzo 1 yd run (O'ROURKE, Max kick), 10-43 2:25	0 - 7
2nd	07:04	UCD - HARRELL, Jared 34 yd pass from MAIER, Jake (O'ROURKE, Max kick), 9-94 2:48	0 - 14
	02:59	UCD - O'ROURKE, Max 40 yd field goal, 10-33 2:26	0 - 17
	00:00	UCD - O'ROURKE, Max 45 yd field goal, 9-39 2:07	0 - 20
3rd	06:59	USD - BANDY, Michael 22 yd pass from BROOKS, C (HEMMERSMEIER, T kick), 6-67 3:23	7 - 20
	04:50	USD - KINCAID, Dalton 7 yd pass from LAWRENCE, A (HEMMERSMEIER, T kick), 3-66 1:09	14 - 20
	04:06	USD - NELSON, Zach 1 yd run (HEMMERSMEIER, T kick), 2-7 0:46	21 - 20
	02:50	UCD - GILLIAM, Ulonzo 11 yd run (O'ROURKE, Max kick), 3-45 1:05	21 - 27
4th	14:32	UCD - GILLIAM, Ulonzo 11 yd run (O'ROURKE, Max kick), 5-88 1:23	21 - 34
	11:48	UCD - WHITE, Vincent 48 yd interception return (O'ROURKE, Max kick failed)	21 - 40
	11:34	UCD - THOMAS, Tehran 26 yd run (O'ROURKE, Max kick), 1-26 0:13	21 - 47
	01:34	UCD - MODISE, Namane 19 yd pass from JOHNSON, Brock (O'ROURKE, Max kick), 9-75 4:52	21 - 54

# **GAME THREE - AT STANFORD** **SEPT. 15, 2018 - STANFORD STADIUM (STANFORD, CALIF.)**

UC Davis (2-1) vs. Stanford (3-0)

Date: 09/15/18 • Site: Stanford, Calif. • Stadium: Stanford Stadium

Attendance: 31772

Score by Quarters	1	2	3	4	Total
UC Davis	3	0	0	7	10
Stanford	0	17	10	3	30

Kickoff time: 11:01 AM • End of Game: 2:28 PM • Total elapsed time: 3:27

Officials: Referee: Matt Richards; Umpire: Tim Schroeder; Linesman: Harold Bettie;

Line judge: Michael Feldman; Back judge: Ben Cheffers; Field judge: Shane Standley;

Side judge: J.B. Garza; Center judge: Ty Druse;

Temperature: 69 • Wind: 2 mph W • Weather: Nice

	UCD	STAN
Score	10	30
<b>FIRST DOWNS</b>	15	17
<b>RUSHES-YARDS (NET)</b>	21-50	33-137
<b>PASSING YDS (NET)</b>	258	214
Passes Att-Comp-Int	56-28-2	33-17-2
<b>TOTAL OFFENSE PLAYS-YARDS</b>	77-308	66-351
Fumble Returns-Yards	0-0	0-0
Punt Returns-Yards	0-0	3-59
Kickoff Returns-Yards	0-0	1-3
Interception Returns-Yards	2-15	2-32
Punts (Number-Avg)	6-39.8	4-34.2
Fumbles-Lost	1-0	0-0
Penalties-Yards	5-45	10-64
Possession Time	28:15	31:45
Third-Down Conversions	4 of 18	3 of 14
Fourth-Down Conversions	2 of 5	2 of 3

**UC Davis**

Rushing	No.	Gain	Loss	Net	TD	Lg	Avg
MODISE, Namane	5	41	0	41	0	33	8.2
THOMAS, Tehran	4	10	2	8	0	4	2.0
GILLIAM, Ulonzo	5	7	1	6	0	3	1.2
LAYTON, M.	4	3	1	2	0	1	0.5

Passing	C-A-I	Yds	TD	Long	Sack
MAIER, Jake	22-45-1	194	0	25	0
RODRIGUES, H.	6-8-1	64	1	26	0

Receiving	No.	Yards	TD	Long
DOSS, Keelan	13	106	0	22
GILLIAM, Ulonzo	3	32	0	20
HYMAN, Matthew	2	24	0	20
MODISE, Namane	2	13	0	7

Punting	No.	Yds	Avg	Long	In20	TB
WHELAN, Daniel	6	239	39.8	57	2	0

Punt Returns	No.	Yards	TD	Long
--------------	-----	-------	----	------

Kick Returns	No.	Yards	TD	Long
--------------	-----	-------	----	------

Tackles	UA-A	Total	Sacks	TFL
MOE, Mason	6-1	7	1.0	2.0
OLAVE, Isiah	4-2	6	0.0	0.0
WHITE, Vincent	3-2	5	0.0	0.0
TRIMBLE, Cam	2-2	4	0.0	0.0

**Stanford**

Rushing	No.	Gain	Loss	Net	TD	Lg	Avg
Speights, T	11	90	3	87	0	38	7.9
Scarlett, C	9	32	2	30	1	10	3.3
Maddox, D	8	26	2	24	0	7	3.0
Mills, D	1	5	0	5	0	5	5.0

Passing	C-A-I	Yds	TD	Long	Sack
Costello, K	17-30-2	214	2	53	2
Mills, D	0-2-0	0	0	0	0

Receiving	No.	Yards	TD	Long
Smith, K	6	68	0	18
A.-Whiteside, JJ	3	36	2	19
Irwin, T	3	28	0	12
St. Brown, O	1	53	0	53

Punting	No.	Yds	Avg	Long	In20	TB
Bailey, J	4	137	34.2	47	1	0

Punt Returns	No.	Yards	TD	Long
Wilson, M	2	37	0	30
Irwin, T	1	22	0	22

Kick Returns	No.	Yards	TD	Long
Fisk, T	1	3	0	3

Tackles	UA-A	Total	Sacks	TFL
Holder, A	5-2	7	0.0	0.0
Branch, M	1-6	7	0.0	0.5
Murphy, A	2-4	6	0.0	0.0
Jackson, D	2-3	5	0.0	0.0

Qtr	Time	Scoring Play	V-H
1st	08:42	UCD - O'ROURKE, Max 26 yd field goal, 4-3 1:12	3 - 0
2nd	13:26	STAN - A.-Whiteside, JJ 9 yd pass from Costello, K (Toner, J kick), 14-63 7:12	3 - 7
	07:28	STAN - Toner, J 31 yd field goal, 10-31 4:16	3 - 10
	02:16	STAN - A.-Whiteside, JJ 8 yd pass from Costello, K (Toner, J kick), 7-62 3:25	3 - 17
3rd	12:38	STAN - Toner, J 33 yd field goal, 4-4 1:26	3 - 20
	02:38	STAN - Scarlett, C 5 yd run (Toner, J kick), 2-58 0:43	3 - 27
4th	03:43	STAN - Toner, J 46 yd field goal, 4--4 2:18	3 - 30
	00:00	UCD - SPENCER, C.J. 26 yd pass from RODRIGUES, H. (O'ROURKE, Max kick), 3-47 0:15	10 - 30



# **GAME FOUR - VS. IDAHO** **SEPT. 22, 2018 - AGGIE STADIUM (DAVIS, CALIF.)**

Idaho (1-2,0-1) vs. UC Davis (3-1,1-0)

Date: 09/22/18 • Site: Davis, Calif. • Stadium: Aggie Stadium

Attendance: 8179

Score by Quarters	1	2	3	4	Total
Idaho	0	7	0	14	21
UC Davis	14	13	17	0	44

Kickoff time: 4:05 pm • End of Game: 7:32 pm • Total elapsed time: 3:27

Officials: Referee: Gregg Wilson; Umpire: T. Pontarelli; Linesman: Juan Cardenas;

Line judge: Ken Wolf; Back judge: Ben Cheffers; Field judge: Kevin Rathburn;

Side judge: Tom Oberweiser;

Temperature: 91 deg. • Wind: S10 mph • Weather: sunny, wispy clouds

	IDAHO	UCD
Score	21	44
FIRST DOWNS	20	28
RUSHES-YARDS (NET)	32-117	52-256
PASSING YDS (NET)	299	256
Passes Att-Comp-Int	46-25-1	39-25-0
TOTAL OFFENSE PLAYS-YARDS	78-416	91-512
Fumble Returns-Yards	0-0	0-0
Punt Returns-Yards	1-34	3-17
Kickoff Returns-Yards	3-44	2-41
Interception Returns-Yards	0-0	1-24
Punts (Number-Avg)	6-37.7	4-41.0
Fumbles-Lost	2-1	2-0
Penalties-Yards	10-80	11-106
Possession Time	29:35	30:18
Third-Down Conversions	7 of 19	7 of 18
Fourth-Down Conversions	2 of 5	3 of 5

**Idaho**

Rushing	No.	Gain	Loss	Net	TD	Lg	Avg
SAUNDERS, I.	20	106	4	102	0	22	5.1
WALKER, Tyrese	4	16	1	15	0	9	3.8
PETRINO, Mason	6	16	8	8	0	10	1.3
JOHNSON, R.	1	6	0	6	0	6	6.0

Passing	C-A-I	Yds	TD	Long	Sack
PETRINO, Mason	23-41-1	284	3	46	1
RICHARDSON, C.	2-5-0	15	0	8	1

Receiving	No.	Yards	TD	Long
UNGERER, David	9	86	1	29
COTTON, Jeff	5	79	1	46
HAYWOOD, C.	5	56	0	30
JOHNSON, R.	3	41	1	29

Punting	No.	Yds	Avg	Long	In20	TB
COFFEY, Cade	5	226	45.2	59	0	2
TEAM	1	0	0.0	0	0	0

Punt Returns	No.	Yards	TD	Long
UNGERER, David	1	34	0	34

Kick Returns	No.	Yards	TD	Long
BRANTLEY, D.	3	44	0	21

Tackles	UA-A	Total	Sacks	TFL
HALL, Ed	6-6	12	0.0	2.0
HOOVER, Jalen	5-3	8	0.0	0.0
ELLISS, C.	6-1	7	0.0	1.0

**UC Davis**

Rushing	No.	Gain	Loss	Net	TD	Lg	Avg
THOMAS, Tehran	15	120	1	119	1	48	7.9
GILLIAM, Ulonzo	16	85	1	84	0	16	5.2
MODISE, Namane	8	38	3	35	0	17	4.4
DOSS, Keelan	2	21	0	21	0	15	10.5

Passing	C-A-I	Yds	TD	Long	Sack
MAIER, Jake	25-37-0	256	3	34	1
FAULK, Gunnor	0-2-0	0	0	0	0

Receiving	No.	Yards	TD	Long
HARRELL, Jared	4	66	0	27
GILLIAM, Ulonzo	4	49	1	34
KRAFT, Justin	4	37	0	20
DOSS, Keelan	4	32	1	20

Punting	No.	Yds	Avg	Long	In20	TB
WHELAN, Daniel	4	164	41.0	56	1	1

Punt Returns	No.	Yards	TD	Long
THOMAS, Isaiah	2	10	0	10
AIREY, Connor	1	7	0	0

Kick Returns	No.	Yards	TD	Long
MODISE, Namane	1	20	0	20
MARTINEZ, Ryan	1	21	0	21

Tackles	UA-A	Total	Sacks	TFL
OLAVE, Isiah	5-4	9	0.0	0.0
BLAND, Montell	4-1	5	1.0	2.0
GARCIA, Tiger	3-2	5	0.0	0.0

Qtr	Time	Scoring Play	V-H
1st	11:32	UCD - DOSS, Keelan 20 yd pass from MAIER, Jake (O'ROURKE, Max kick), 11-75 3:34	0 - 7
	00:53	UCD - THOMAS, Tehran 4 yd run (O'ROURKE, Max kick), 12-64 3:23	0 - 14
2nd	09:59	UCD - MODISE, Namane 0 yd blocked punt return (O'ROURKE, Max kick)	0 - 21
	05:52	UCD - O'ROURKE, Max 31 yd field goal, 10-52 3:10	0 - 24
	01:50	IDAHO - UNGERER, David 14 yd pass from PETRINO, Mason (COFFEY, Cade kick), 9-75 4:07	7 - 24
	00:00	UCD - O'ROURKE, Max 29 yd field goal, 9-54 1:45	7 - 27
3rd	07:14	UCD - O'ROURKE, Max 35 yd field goal, 15-57 3:44	7 - 30
	05:09	UCD - GILLIAM, Ulonzo 34 yd pass from MAIER, Jake (O'ROURKE, Max kick), 1-34 0:08	7 - 37
	01:35	UCD - LIVINGSTON, D. 16 yd pass from MAIER, Jake (O'ROURKE, Max kick), 7-52 2:22	7 - 44
4th	14:19	IDAHO - COTTON, Jeff 46 yd pass from PETRINO, Mason (COFFEY, Cade kick), 5-75 2:21	14 - 44
	00:34	IDAHO - JOHNSON, R. 29 yd pass from PETRINO, Mason (COFFEY, Cade kick), 9-80 2:21	21 - 44



# **GAME FIVE - AT NORTHERN COLORADO** **OCT. 6, 2018 - NOTTINGHAM FIELD (GREELEY, COLO.)**

UC Davis (4-1,2-0) vs. Northern Colorado (0-6,0-3)

Date: 10/05/18 • Site: Greeley, Colo. • Stadium: Nottingham Field

Attendance: 4155

Score by Quarters	1	2	3	4	Total
UC Davis	14	14	14	7	49
Northern Colorado	0	10	0	26	36

Kickoff time: 12:05 pm • End of Game: 3:24 • Total elapsed time: 3:19

Officials: Referee: Scott Root; Umpire: David Reyes; Linesman: Noel Kulbeck;

Line judge: Justin Robinson; Back judge: Scott Zellmer; Field judge: Daniel Wilkins;

Side judge: Dan Andreason;

Temperature: 54 degs. • Wind: W 15 MPH • Weather: Overcast

	UCD	NC
Score	49	36
<b>FIRST DOWNS</b>	27	27
<b>RUSHES-YARDS (NET)</b>	35-116	40-66
<b>PASSING YDS (NET)</b>	408	387
Passes Att-Comp-Int	44-31-0	48-28-2
<b>TOTAL OFFENSE PLAYS-YARDS</b>	79-524	88-453
Fumble Returns-Yards	0-0	0-0
Punt Returns-Yards	3-14	0-0
Kickoff Returns-Yards	4-74	3-38
Interception Returns-Yards	2-13	0-0
Punts (Number-Avg)	2-38.0	4-40.2
Fumbles-Lost	2-0	2-1
Penalties-Yards	8-69	11-86
Possession Time	23:20	34:22
Third-Down Conversions	4 of 11	7 of 17
Fourth-Down Conversions	2 of 4	2 of 3

**UC Davis**

Rushing	No.	Gain	Loss	Net	TD	Lg	Avg
GILLIAM, Ulonzo	11	50	0	50	1	18	4.5
THOMAS, Tehran	12	41	1	40	1	15	3.3
DOSS, Keelan	2	18	0	18	0	10	9.0
CRAWFORD, C.	2	16	0	16	0	11	8.0

Passing	C-A-I	Yds	TD	Long	Sack
MAIER, Jake	28-39-0	380	4	49	0
JOHNSON, Brock	3-5-0	28	1	16	0

Receiving	No.	Yards	TD	Long
DOSS, Keelan	11	150	1	35
HARRELL, Jared	4	88	0	49
PREECE, Wesley	4	25	3	9
GILLIAM, Ulonzo	4	16	0	11

Punting	No.	Yds	Avg	Long	In20	TB
WHELAN, Daniel	2	76	38.0	41	1	0

Punt Returns	No.	Yards	TD	Long
THOMAS, Isaiah	3	14	0	9

Kick Returns	No.	Yards	TD	Long
MODISE, Namane	4	74	0	30

Tackles	UA-A	Total	Sacks	TFL
BAUMGART, A.	6-0	6	1.0	1.0
MOE, Mason	4-0	4	1.0	2.0

**Northern Colorado**

Rushing	No.	Gain	Loss	Net	TD	Lg	Avg
Hall,M.	16	62	11	51	1	12	3.2
Riek,T.	11	44	2	42	1	9	3.8
Wesley,A.	1	3	0	3	0	3	3.0
Team	1	0	1	-1	0	0	-1.0

Passing	C-A-I	Yds	TD	Long	Sack
Regan,C.	28-48-2	387	2	34	5

Receiving	No.	Yards	TD	Long
Wesley,A.	9	178	1	34
Fiarman,W.	4	63	0	25
Verna,T.	4	30	0	10
Hall,M.	4	17	1	8

Punting	No.	Yds	Avg	Long	In20	TB
Root,C.	4	161	40.2	45	0	0

Punt Returns	No.	Yards	TD	Long
--------------	-----	-------	----	------

Kick Returns	No.	Yards	TD	Long
Wesley,A.	2	37	0	23
Ison,J.	1	1	0	1

Tackles	UA-A	Total	Sacks	TFL
Stelzner,H.	8-3	11	0.0	0.5
Harris,A.	7-0	7	0.0	0.0

Qtr	Time	Scoring Play	V-H
1st	08:40	UCD - PREECE, Wesley 6 yd pass from MAIER, Jake (O'ROURKE, Max kick), 12-61 3:35	7 - 0
	01:28	UCD - GILLIAM, Ulonzo 1 yd run (O'ROURKE, Max kick), 5-21 1:48	14 - 0
2nd	12:42	NC - Riek,T. 6 yd run (Combs,M. kick), 8-65 3:51	14 - 7
	11:21	UCD - PREECE, Wesley 9 yd pass from MAIER, Jake (O'ROURKE, Max kick), 6-82 1:21	21 - 7
	01:37	NC - Combs,M. 36 yd field goal, 12-62 4:36	21 - 10
	00:21	UCD - THOMAS, Tehran 2 yd run (O'ROURKE, Max kick), 10-70 1:10	28 - 10
3rd	11:18	UCD - DOSS, Keelan 25 yd pass from MAIER, Jake (O'ROURKE, Max kick), 6-53 2:21	35 - 10
	04:53	UCD - PREECE, Wesley 9 yd pass from MAIER, Jake (O'ROURKE, Max kick), 5-75 1:52	42 - 10
4th	09:15	UCD - MARTINEZ, Gabe 16 yd pass from JOHNSON, Brock (O'ROURKE, Max kick), 7-44 1:46	49 - 10
	06:42	NC - Hall,M. 1 yd run (Sol,N. pass from Regan,C.), 9-75 2:39	49 - 18
	05:52	NC - Talkington,B. safety	49 - 20
	03:15	NC - Hall,M. 8 yd pass from Regan,C. (Wesley,A. pass from Regan,C.), 9-89 2:39	49 - 28
	02:18	NC - Wesley,A. 8 yd pass from Regan,C. (Wesley,A. pass from Regan,C.), 5-59 0:54	49 - 36

**GAME SIX - VS. IDAHO STATE**  
**OCT. 13, 2018 - AGGIE STADIUM (DAVIS, CALIF.)**

Idaho State (4-2,3-1) vs. UC Davis (5-1,3-0)

Date: 10/13/18 • Site: Davis, Calif. • Stadium: Aggie Stadium

Attendance: 10849

Score by Quarters	1	2	3	4	OT	O1	Total
Idaho State	3	20	7	7	0	0	37
UC Davis	7	7	8	15	7	7	44

Kickoff time: 4:04 pm • End of Game: 7:16 pm • Total elapsed time: 3:12  
 Officials: Referee: Jeff Rink; Umpire: C. Butterfield; Linesman: Bob Guerin;  
 Line judge: Jeff Isham; Back judge: Chris Hawkes; Field judge: Bill Robers;  
 Side judge: Matt Williams;  
 Temperature: 81 degs • Wind: NW 5 MPH • Weather: Sunny, clear skies  
 Third sellout in Aggie Stadium history

	ISU	UCD
Score	37	44
<b>FIRST DOWNS</b>	24	31
<b>RUSHES-YARDS (NET)</b>	56-243	33-150
<b>PASSING YDS (NET)</b>	319	382
Passes Att-Comp-Int	30-19-1	51-40-1
<b>TOTAL OFFENSE PLAYS-YARDS</b>	86-562	84-532
Fumble Returns-Yards	0-0	0-0
Punt Returns-Yards	2-4	2-31
Kickoff Returns-Yards	1-15	7-163
Interception Returns-Yards	1-83	1-0
Punts (Number-Avg)	5-45.8	6-38.2
Fumbles-Lost	1-0	1-1
Penalties-Yards	7-59	7-49
Possession Time	32:22	27:38
Third-Down Conversions	3 of 14	6 of 14
Fourth-Down Conversions	3 of 4	2 of 2

**Idaho State**

Rushing	No.	Gain	Loss	Net	TD	Lg	Avg
MADISON, James	33	153	6	147	2	22	4.5
FLANAGAN, Ty	11	94	2	92	1	58	8.4
YANCY, Kieran	1	3	0	3	0	3	3.0
GUELLER, Tanner	10	25	23	2	0	7	0.2

Passing	C-A-I	Yds	TD	Long	Sack
GUELLER, Tanner	19-30-1	319	2	42	4

Receiving	No.	Yards	TD	Long
GUELLER, Mitch	8	175	0	42
DEAN, Michael	3	36	2	25
MADISON, James	2	20	0	17
JOHNSON, Jake	2	14	0	12

Punting	No.	Yds	Avg	Long	In20	TB
RYAN, Kevin	5	229	45.8	52	1	2

Punt Returns	No.	Yards	TD	Long
YANCY, Kieran	2	4	0	4

Kick Returns	No.	Yards	TD	Long
YANCY, Kieran	1	15	0	15

Tackles	UA-A	Total	Sacks	TFL
GRAVES, Kody	11-2	13	0.0	0.0
HOLLAND, C.	7-3	10	0.0	0.0

**UC Davis**

Rushing	No.	Gain	Loss	Net	TD	Lg	Avg
GILLIAM, Ulonzo	20	99	0	99	1	23	4.9
DOSS, Keelan	2	25	0	25	0	19	12.5
THOMAS, Tehran	4	15	0	15	0	5	3.8
MODISE, Namane	2	8	0	8	0	6	4.0

Passing	C-A-I	Yds	TD	Long	Sack
MAIER, Jake	40-51-1	382	5	45	1

Receiving	No.	Yards	TD	Long
DOSS, Keelan	13	131	1	20
HARRELL, Jared	9	97	1	18
GILLIAM, Ulonzo	6	38	1	17
PREECE, Wesley	4	28	0	19

Punting	No.	Yds	Avg	Long	In20	TB
WHELAN, Daniel	4	165	41.2	50	2	0
BLAIR, Matt	2	64	32.0	48	1	0

Punt Returns	No.	Yards	TD	Long
THOMAS, Isaiah	2	31	0	34

Kick Returns	No.	Yards	TD	Long
MODISE, Namane	5	125	0	43
SKEPTARIS, C.	1	15	0	15

Tackles	UA-A	Total	Sacks	TFL
BLAND, Montell	6-3	9	0.0	1.0
JAMISON, B.	5-2	7	1.0	2.5

Qtr	Time	Scoring Play	V-H
1st	12:56	UCD - THOMAS, Tehran 4 yd pass from MAIER, Jake (O'ROURKE, Max kick), 7-67 2:04	0 - 7
	08:15	ISU - SHEIDOW, C. 32 yd field goal, 14-60 4:47	3 - 7
2nd	13:22	ISU - MADISON, James 10 yd run (SHEIDOW, C. kick blocked), 12-64 4:17	9 - 7
	06:51	ISU - MADISON, James 1 yd run (SHEIDOW, C. kick), 9-83 3:15	16 - 7
	04:17	ISU - FLANAGAN, Ty 58 yd run (SHEIDOW, C. kick), 2-55 0:51	23 - 7
	01:04	UCD - HARRELL, Jared 12 yd pass from MAIER, Jake (O'ROURKE, Max kick), 11-72 3:12	23 - 14
3rd	13:59	ISU - DEAN, Michael 25 yd pass from GUELLER, Tanner (SHEIDOW, C. kick), 4-75 1:07	30 - 14
	03:37	UCD - KRAFT, Justin 45 yd pass from MAIER, Jake (KRAFT, Justin pass from MAIER, Jake), 5-84 1:35	30 - 22
4th	13:35	ISU - DEAN, Michael 3 yd pass from GUELLER, Tanner (SHEIDOW, C. kick), 13-75 5:08	37 - 22
	08:30	UCD - GILLIAM, Ulonzo 7 yd pass from MAIER, Jake (O'ROURKE, Max kick), 12-55 4:59	37 - 29
	01:09	UCD - DOSS, Keelan 5 yd pass from MAIER, Jake (HARRELL, Jared pass from MAIER, Jake), 8-77 2:28	37 - 37
OT	15:00	UCD - GILLIAM, Ulonzo 4 yd run (O'ROURKE, Max kick), 7-25 0:00	37 - 44

**GAME SEVEN - AT CAL POLY**  
**OCT. 20, 2018 - SPANOS STADIUM (SAN LUIS OBISPO, CALIF.)**

UC Davis (6-1,4-0) vs. Cal Poly (2-5,1-3)

Date: 10/20/18 • Site: San Luis Obispo, CA • Stadium: Alex G. Spanos Std.

Attendance: 8503

Score by Quarters	1	2	3	4	Total
UC Davis	0	31	7	14	<b>52</b>
Cal Poly	10	0	0	0	<b>10</b>

Kickoff time: 4:05 pm • End of Game: 6:49 pm • Total elapsed time: 2:44

Officials: Referee: Jim Crowley; Umpire: Roger Stewart; Linesman: Benjamin Keller;

Line judge: Rob Quello; Back judge: Josh Aragon; Field judge: Brent Baumann;

Side judge: Jeff Appelbaum;

Temperature: 82 @ KO • Wind: 4-6 West • Weather: Sunny, warm

Replay Official: Jim LaBorde

Battle for the Golden Horseshoe / Mustang Family Weekend

	UCD	CP
Score	52	10
<b>FIRST DOWNS</b>	19	19
<b>RUSHES-YARDS (NET)</b>	26-232	75-304
<b>PASSING YDS (NET)</b>	200	48
Passes Att-Comp-Int	33-17-0	10-6-0
<b>TOTAL OFFENSE PLAYS-YARDS</b>	59-432	85-352
Fumble Returns-Yards	1-34	0-0
Punt Returns-Yards	3-7	1-0
Kickoff Returns-Yards	1-28	4-61
Interception Returns-Yards	0-0	0-0
Punts (Number-Avg)	6-41.2	7-39.4
Fumbles-Lost	2-1	4-2
Penalties-Yards	0-0	4-30
Possession Time	21:36	38:19
Third-Down Conversions	4 of 10	10 of 22
Fourth-Down Conversions	0 of 0	1 of 3

**UC Davis**

Rushing	No.	Gain	Loss	Net	TD	Lg	Avg
THOMAS, Tehran	9	101	0	101	0	44	11.2
GILLIAM, Ulonzo	10	95	0	95	1	30	9.5
MODISE, Namane	3	13	0	13	0	9	4.3
KRAFT, Justin	1	8	0	8	0	8	8.0

Passing	C-A-I	Yds	TD	Long	Sack
MAIER, Jake	17-33-0	200	5	41	0

Receiving	No.	Yards	TD	Long
DOSS, Keelan	5	53	1	16
HARRELL, Jared	3	71	1	41
PREECE, Wesley	3	28	2	17
KRAFT, Justin	2	17	1	12

Punting	No.	Yds	Avg	Long	In20	TB
WHELAN, Daniel	6	247	41.2	55	2	0

Punt Returns	No.	Yards	TD	Long
THOMAS, Isaiah	3	7	0	5

Kick Returns	No.	Yards	TD	Long
MODISE, Namane	1	28	0	28

Tackles	UA-A	Total	Sacks	TFL
TRIMBLE, Cam	4-4	8	0.0	0.0
MOE, Mason	6-1	7	1.0	3.0
AIREY, Connor	5-2	7	0.0	1.0
PARENTEAU, Ryan	6-0	6	0.0	2.0

**Cal Poly**

Rushing	No.	Gain	Loss	Net	TD	Lg	Avg
PROTHEROE, Joe	33	149	2	147	1	35	4.5
JENKINS, Khaleel	25	80	17	63	0	11	2.5
REID, Kyle	5	47	0	47	0	24	9.4
HERNANDEZ, Drew	6	49	5	44	0	35	7.3

Passing	C-A-I	Yds	TD	Long	Sack
JENKINS, Khaleel	6-10-0	48	0	14	1

Receiving	No.	Yards	TD	Long
KOSKI, J.J.	4	48	0	14
PROTHEROE, Joe	1	3	0	3
GREEN, Tre	1	-3	0	0

Punting	No.	Yds	Avg	Long	In20	TB
SUBLETTE, Casey	7	276	39.4	49	0	0

Punt Returns	No.	Yards	TD	Long
KOSKI, J.J.	1	0	0	0

Kick Returns	No.	Yards	TD	Long
MCNAB, Ryan	4	61	0	18

Tackles	UA-A	Total	Sacks	TFL
NICHOLS, Carter	3-5	8	0.0	0.0
HUMPHREY, Kitu	4-3	7	0.0	0.0
TURNER, Anders	4-2	6	0.0	0.0
ROSALES, Jerek	2-3	5	0.0	0.0

Qtr	Time	Scoring Play	V-H
1st	10:19	CP - PROTHEROE, Joe 35 yd run (VEGA, Alex kick), 9-64 3:41	0 - 7
	03:50	CP - VEGA, Alex 41 yd field goal, 10-51 5:09	0 - 10
2nd	14:33	UCD - PREECE, Wesley 9 yd pass from MAIER, Jake (O'ROURKE, Max kick), 10-61 2:13	7 - 10
	09:44	UCD - HARRELL, Jared 19 yd pass from MAIER, Jake (O'ROURKE, Max kick), 4-54 1:06	14 - 10
	08:21	UCD - GILLIAM, Ulonzo 7 yd run (O'ROURKE, Max kick), 5-20 1:18	21 - 10
	01:56	UCD - DOSS, Keelan 14 yd pass from MAIER, Jake (O'ROURKE, Max kick), 3-64 1:42	28 - 10
	00:04	UCD - O'ROURKE, Max 43 yd field goal, 5-46 0:38	31 - 10
3rd	02:48	UCD - KRAFT, Justin 12 yd pass from MAIER, Jake (O'ROURKE, Max kick), 5-76 2:59	38 - 10
4th	12:57	UCD - PREECE, Wesley 17 yd pass from MAIER, Jake (O'ROURKE, Max kick), 6-76 2:06	45 - 10
	11:21	UCD - OCANESEY, Roland 34 yd fumble recovery (O'ROURKE, Max kick)	52 - 10



**GAME EIGHT - AT MONTANA**

**OCT. 27, 2018 - WASHINGTON-GRIZZLY STADIUM (MISSOULA, MONT.)**



**10-27 at Montana >> Washington-Grizzly Stadium >> Missoula, Mont.**

**GAME NINE - VS. NORTHERN ARIZONA  
NOV. 3, 2018 - AGGIE STADIUM (DAVIS, CALIF.)**



UCDavisAggies.com



@UCDavisAggies | @UCDFootball



/UCDavisAggies | /UCDavisFootball



@UCDavisAggies | @UCDavisFootball

**GAME 10 - AT EASTERN WASHINGTON  
NOV. 10 2018 - ROOS FIELD (CHENEY, WASH.)**

**10-27 at Montana >> Washington-Grizzly Stadium >> Missoula, Mont.**

**GAME 11 - VS. SACRAMENTO STATE  
NOV. 17, 2018 - AGGIE STADIUM (DAVIS, CALIF.)**



UCDavisAggies.com



@UCDavisAggies | @UCDFootball



/UCDavisAggies | /UCDavisFootball



@UCDavisAggies | @UCDavisFootball