

GUIDE CONTENTS

PROGRAM INFO

2003 Quick Facts	2
2003 Preview	3-5
Transition to Division I	6-7

COACHES

Bob Biggs	8
Fred Arp/Steve Bronzan	9
All-Time Coaches Records	9
Mike Moroski/Greg Chapla/Mark Johnson	10
Steve Smyte/Doug Murray/Preston Jackson/Recruiting Assistants	11
Dan Gazzaniga/John Shin-Lee/Mitch Campbell	12
Volunteer Assistants	13

AGGIE CAPTAINS

Ejiro Evero/Kelly Valaau	14
Ryan Flanigan/Forest Vance	15

AGGIE PLAYERS

Luis Amaral/Jeff Anderson/Dusty Apocotos	16
A.J. Avila/Jon Barragan	17
Jonathan Barsi/Nevan Bergan/Tyler Birkley	18
Nicholas Buich/Lewis Burkhart/David Butterworth	19
Angelo Caffese/Jerron Cannon/Devin Cook	20
Naveen Daftari/Derick Daniels/Nolan deGraaff	21
John Downs/Dan Elbanna	22
Pila Fatukala/Daniel Fells/Jared Ferrari	23
Kevin Freeman/Brandon Gilmore/Bryan Hamm	24
Aaron Hines/Joshua Holloway/Chris Jones	25
Tony Kays/Timothy Keane/Daniel Kim	26
Aaron Latzke/Brad Lekkerkerker/Cory Lekkerkerker	27
Antar Mahasin/Scott Mallery/Marc Manfreda	28
Andrew McClure/Jashaun McCowan/Mo Mortazavi	29
Jake Mossawir/Tim Nelson/Clayton O'Kane	30
Jesse Oliva/Tom Parisi	31
Justin Patterson/Ryan Payne	32
Michael Penna/Aaron Plunkett/Tyler Porter	33
Brandon Quinn/Ryan Ramey/Nate Ramezane	34
Ben Reece/Dan Reece/Ryan Sharp	35
Kent Sheridan/Chris Shibel	36
Kyle Skierski/Ryan Smith/Andy Sullivan	37
O.J. Swanigan/Kyle Tarp/Eric Troglia	38
Elliot Vallejo/Scott Williams/Michael Wolfson	39
Jason Yäklich/Billy Zeier/Andy Zelinski	40
Freshman Profiles	41
Numerical Roster	42-43
Alphabetical Roster	44
Pronunciation Guide	44

2002 RESULTS

2002 Scores	3
Team Statistics	45
Individual Statistics	46-47
Game-by-Game Capsules	48-53

2003 OPPONENTS

Opponent Schedules	54
Grand Valley State/North Dakota State	55
Texas State/Sacramento State	56
Western Oregon/Western Washington	57
Saint Mary's/Cal Poly	58
Central Washington/Northern Colorado	59

HISTORY

Records vs. All Opponents	60
Postseason History & Records	61
Year-by-Year Records	62-63
Attendance Records	63
Year-by-Year Scores	64-67
Biggest Wins & Losses	67

AGGIE RECORD BOOK

Individual Records	68-70
Team Records	71
Top Single-Game Performances - Rushing	72-73
Top Single-Game Performances - Passing	74
Top Single-Game Performances - Receiving	75
Season Records	76-77
Career Records	78-80
Longest Plays	81
Last Time it Happened	82

HONOR ROLL

First-Team All-Americans	83
NCAA Postgraduate Scholarship Awards	84
Colby E. Slater Award/W.P. Lindley Award	84
Academic All-Americans	84
Aggies in the Pros	85
Team Awards	86-87
All-Time Captains	88
Cal Aggie Athletic Hall of Fame	89

MISCELLANEOUS

KHTK 1140 Talent	37
Stadium Project	90
Toomey Field Information	91
Media Directory & Policies	92

CREDITS & ACKNOWLEDGMENTS

The 2003 Football Media Guide is a production of the UC Davis Sports Information Office. Media outlets may obtain additional copies by calling (530) 752-3505. The guide's companion piece, the 2003 Football Yearbook, is available through the Athletic Marketing & Promotions office at (530) 752-2699.

Editors

Mark Honbo, Mike Robles

Cover Design

Scott Stevenson

Interior Design

Mark Honbo, Scott Stevenson

Editorial & Research

Doug Dull, Mike Robles, Mark Honbo, Jim Doan, Tom Hall
Brian Berger, Erin Moneymaker, Jill Howard
Wayne Tilcock, Axiom Photo Design, Jim von Rummelhoff
Rick Rasmussen

Photography

Printing services by

Dumont Printing of Fresno, Calif.

2003 QUICK FACTS

School	University of California, Davis (UC Davis)
Address	One Shields Avenue, Davis, CA 95616
Established/Founded	1905/1908
Enrollment	29,087
Nickname	Aggies
Home Field	Toomey Field (10,111)
Colors	Yale Blue & Gold
National Affiliation	NCAA Division I-AA Provisional
Conference	None
Chancellor	Dr. Larry Vanderhoef (Wisc.-Milwaukee '64)
Director of Athletics	Greg Warzecka (UC Berkeley '73)
Associate A.D.-External Affairs	Larry Swanson (Oregon State '65)
Associate A.D.-Compliance & Sports Medicine	Pam Gill-Fisher (UC Davis '71)
Assistant A.D.-Business & Facilities	Bob Bullis (Northern Iowa '71)
Head Athletic Trainer	Jeff Hogan (UC Davis '81)
Faculty Athletic Representative	Dr. Mel Ramey (Penn State '60)
Head Coach	Bob Biggs (UC Davis '73)
Office Phone	530/752-1356
Career & UC Davis Record	90-30-1 (10 years)
Assistant Head Coach	Fred Arp (UC Davis '67)
Assistant Coach - Off. Coordinator/Off. Line	Mike Moroski (UC Davis '79)
Assistant Coach - Def. Coordinator	Steve "Lou" Bronzan (UC Davis '75)
Assistant Coach - RBs/Spec. Teams/Strength	Greg Chapla (UC Davis '89)
Assistant Coach - Linebackers/Recruiting	Mark Johnson (UC Davis '90)
Assistant Coach - Receivers	Steve Smyte (Western Ontario '82)
Assistant Coach - Defensive Backs	Doug Murray (Cal St. Hayward '86)
Assistant Coach - Defensive Backs	Preston Jackson (UC Davis '94)
Assistant Coach - Offensive Line	Dan Gazzaniga (UC Davis '86)
Assistant Coach - Tight Ends	John Shin-Lee (Northeastern '93)
Volunteer Assistant Coaches	Kevin Daft (Quarterbacks), J.P. Dolliver (Quarterbacks), Craig Lusiani (Defensive Backs), Jamie Nelson (DBs/Strength & Conditioning), Mike Rosales (Offensive Assistant/Scout Team), Geoff Satterfield (Defensive Assistant/Film Coordinator), Sam Sprowls (Kickers/Punters), Darren Villanueva (Receivers), Chris Williams (Offensive Assistant)
Assistant A.D. - Dir. of Football Operations	Mitch Campbell (UC Davis '87)
Office Phone	530/752-3525
Sports Information Director	Mike Robles (Cal Poly '88)
SID Phone	530/752-3505 (office) 916/391-4891 (home)
SID Email	merobles@ucdavis.edu
Assistant SIDs	Mark Honbo (UC Davis '95) Bill Stevens (Washington State '87)
Sports Information FAX	(530) 754-5674
Press Box Phone	(530) 752-9366 or 752-9367
Aggie Sports Hotline	(530) 752-1700
Aggies on the Web	http://www.ucdavisaggies.com
Lettermen Returning/Lost	Offense: 18/16, Defense: 19/11, Specialists: 4/0
Starters Returning/Lost	Offense: 4/7, Defense: 5/6, Specialists: 4/0

2003 SEASON PREVIEW

After establishing itself as one of the elite NCAA Division II football programs - evidenced by a record 33 consecutive winning campaigns - it'll be a season of change for UC Davis in 2003 as the Aggies begin turning their attention away from the land of Division II and toward the world of Division I-AA.

The four-year provisional process - in which UC Davis will transition from Division II rules and scheduling to those of Division I - is designed to provide the foundation for life in Division I, which officially starts in 2007. The Aggies are no strangers to Division I-AA competition, usually facing at least four such opponents a season. Likewise, success against Division I-AA programs has been just as familiar with UC Davis compiling an impressive 16-3 record versus I-AA opponents since the start of the 1998 season.

This season promises to help prepare the Aggies for the road ahead. The 2003 schedule is perhaps the toughest in school history, featuring Division I-AA foes Cal Poly, Saint Mary's, rival Sacramento State and newcomer Texas State, along with defending NCAA Division II champion Grand Valley State (Mich.) and preseason No.1 Central Washington. Toss in perennially tough Division II programs North Dakota State and Western Washington, along with fellow provisional member Northern Colorado, and the table is set for another challenging year for the Aggies.

UC Davis, however, is ready for the challenge. With nine returning starters back on offense and defense from last year's team which finished 9-3 overall and advanced to the Division II postseason for the seventh consecutive year, the Aggies will be ready for the challenges awaiting their first year of transition to Division I-AA.

Gone to the NFL is Michael Oliva, the program's all-time leading receiver (3,379 career yards), as well as standout running back Matt Massari (1,274 yards, 11 TD's in '02), but senior quarterback Ryan Flanigan (2,397 yards, 20 TD's) and

sophomore running back O.J. Swanigan (491 yards) will help shoulder the load. Defensively, five starters have graduated - including end B.J. Brust (7.5 sacks), linebacker Dominic Ghio (56 tackles) and cornerback Carnell Green (2 int's.) - but free safety Ejiro Evero and middle linebacker Kelly Valaau are back after leading the team with 76 and 57 tackles, respectively.

Expectations remain high for UC Davis in 2003, but so does anticipation as the Aggies begin moving to a new life as a member of Division I-AA.

OFFENSE

Yardage has been anything but in short supply for UC Davis in recent years and 2002 was no exception. The Aggies averaged 425.6 ypg last season, including 178.6 ypg on the ground and 247.0 ypg through the air. That yardage provided the backbone for an offense that averaged 30.7 ppg, scoring at least 60 points once and at least 30 points six times.

While Oliva and Massari were vital components of that offensive machine, UC Davis head coach Bob Biggs knows he has the personnel for the Aggies to be just as effective. Much of that personnel in 2003 is up front with an offensive line that averages more than 300 pounds a person and features both experience and talent. Three starters return on the line, but two will be in new positions.

Forest Vance (6-5, 302, Sr.) - one of four team captains - has started at tackle during each of his 38 career games at UC Davis, earning Associated Press Little All-America third-team honors last year as well as All-America accolades from D2Football.com. But this season brings about change for the senior from nearby Colfax, who'll make the transition to guard, allowing the Aggies to capitalize even more on his speed and size.

Vance moves down the line to replace Marc Manfreda (6-3, 300, Jr.), who moves from his guard spot to center, replacing

2002 RESULTS

Date	Opponent	Result	Record	Att.	Time	Weather
Sept. 7	at Grand Valley State (Mich.)	L, 17-24	0-1	12,361	3:15	Temp: 82°F, clear. Wind: calm
Sept. 14	ABILENE CHRISTIAN	W, 34-17	1-1	5,776	3:05	Temp: 92°F, clear. Wind: 6 mph SW
Sept. 21	NORTH DAKOTA STATE	W, 35-7	2-1	7,300	2:56	Temp: 95°F, clear. Wind: 6 mph NW
Sept. 28	at Western Oregon	W, 64-20	3-1	2,800	3:14	Temp: low 70s, clear. Wind: calm
Oct. 5	SACRAMENTO STATE (Hughes Stadium)	W, 38-21	4-1	15,892	3:20	Temp: 88°F, clear. Wind: 10 mph NNW
Oct. 19	HUMBOLDT STATE	W, 49-14	5-1	8,150	2:55	Temp: 64°F, clear. Wind: 4 mph N
Oct. 26	at Cal Poly	W, 28-14	6-1	8,588	2:57	Temp: 68°F, overcast. Wind: 6 mph NW
Nov. 2	SAINT MARY'S	W, 31-28	7-1	8,850	3:00	Temp: 63°F, clear. Wind: 6 mph NW
Nov. 9	at Central Washington	L, 14-38	7-2	5,350	2:44	Temp: 50°F, partly cloudy. Wind: 10 mph W
Nov. 16	at Western Washington	W, 14-7	8-2	2,565	2:36	Temp: 53°F, rainy. Wind 20 mph SE
Nov. 23	at Central Washington*	W, 24-6	9-2	4,105	2:28	Temp: 43°F, partly cloudy. Wind: 7 mph NE
Nov. 30	at Texas A&M-Kingsville*	L, 20-27 (ot)	9-3	11,500	3:15	Temp: 69°F, clear. Wind: 13 mph

* NCAA Division II Playoffs

Overall: 9-3 (5-0 home, 4-3 road)

Attendance: 93,237 (7,770 avg.) **Home attendance:** 45,968 (9,194 avg.)

2003 SEASON PREVIEW

graduated captain Chris Maben. Manfreda, named the team's winner of the T. Palmer Moody Award as outstanding sophomore last season, started all 12 games for UC Davis in 2002. The other guard spot will be occupied by Eric Troglia (6-4, 315, Sr.), who started each of the Aggies' 12 games last season and has started in 25 straight overall.

The tackle spots will be "Lekkerkerker" bookends as brothers Brad (6-7, 330, Sr.) and Cory (6-6, 315, Jr.) anchor the ends of each line. Brad, who did not play high school football but was a JC All-American at Chaffey College in Southern California, played in all 12 games last season, starting both in the playoffs. Cory was an All-Foothill Conference player at Chaffey alongside his brother, but redshirted his first year with the Aggies.

Returning letterwinner Jeff Anderson will provide depth at guard while a host of newcomers will backup the rest of the line.

The quarterback position - perennially one of the Aggies' best - was a competition amongst four Aggies last season before Flanigan emerged as the starter after the opener at Grand Valley State. The senior from Carmichael capitalized on the opportunity, completing 66 percent of his passes for 2,397 yards and 20 touchdowns, while tossing just 10 interceptions.

Flanigan finished fourth in Division II with a passing rating of 163.4 and highlighted his junior season with a career-high 381 passing yards in the Aggies' tough playoff loss at Texas A&M-Kingsville. He's added to his 6-foot-5 frame this season, bulking up from 215 to 230 pounds. Flanigan was also named co-winner of the team's Coaches' Award as most improved player and will be a team captain this season.

Senior Jon Barragan, who has seen limited action the past three seasons, is an effective scrambler and will back up Flanigan while Andrew Zelinski, who transferred from Cal last season, is also high on the depth chart.

Oliva finished his outstanding career as the program's all-time leading receiver, eclipsing records for yards (3,379) and touchdowns (37) held by former teammates Charley Enos and John Shoemaker, respectively. Only one of the Aggies' top seven receivers from last season returns, but Biggs is still confident in his weapons.

Junior Kevin Freeman proved to be an effective scorer on the ground and through the air. He rushed for a pair of touchdowns while also catching passes for five more. He finished with 281 receiving yards on 20 catches, averaging 14.1 yards a catch. He'll start at the slot position and be backed up by Oliva's younger brother, Jesse, as well as junior Aaron Plunkett.

Senior Billy Zeier caught six passes - and threw for one more - in 2002, earning the program's Jim Ferrier Award as outstanding transfer. Zeier will compete at wide receiver with Nolan deGraaff (6-3, 220) and Jason Yäklich (6-4, 195) - the latter of whom transferred from Arizona State last year.

Senior Mo Mortazavi, who has been part of the Aggies' program since 1999, will also compete at wideout this season.

He has just one career catch but possesses the speed necessary to make the other receiving position a likely target for Flanigan. Sophomore Ryan Smith, an all-state receiver at St. Joseph's High School in Santa Maria, will also see action this season along with sophomore Ryan Ramey and transfer Brandon Gilmore.

UC Davis looked to Massari last season for a large portion of its running duties and Massari responded by carrying the ball 210 times for a career-best 1,274 yards and 11 touchdowns, including a long touchdown run of 89 yards. But Massari, despite being a sophomore athletically, earned enough academic units and graduated.

The Aggies, however, found a jewel in sophomore O.J. Swanigan from nearby Laguna Creek High School and he enjoyed a strong season as a redshirt freshman. Swanigan, who had a career-best 31 carries for 178 yards during a crucial late-season win at Western Washington, finished second on the team with 491 yards and five touchdowns. The 5-7, 172-pound Swanigan also caught eight passes, scoring once.

Junior Jared Ferrari (6-0, 201) missed last year due to injury but did see action as a sophomore in 2001. He'll back up Swanigan along with a group that includes junior Jerron Cannon (5-9, 180), senior Antar Mahasin (5-8, 195) and true freshman Nelson Doris (6-0, 205).

DEFENSE

To many of those following UC Davis, the Aggies have been synonymous with offense. However, just as strong and unforgiving has been the defense which last year gave up an average of just 18.6 ppg, only 92.0 ypg on the ground and three times held opponents to seven points or less - including just six points in the Aggies' impressive 24-6 playoff win at unbeaten Central Washington.

Five starters return for the defense in 2003 as well as end Pila Fatukala - who started in 2001 before sitting out the 2002 campaign because of an injury. The line should again be a strength - and combined with experience at linebacker and in the backfield - should once again be an asset for the Aggies.

Up front, Fatukala (6-3, 229, So.) returns this season after collecting 47 tackles, a team-high eight sacks and 11.5 tackles-for-losses in 2001. He also forced a fumble and broke up a pair of passes. The Aggies will utilize his speed at right end position while relying on senior Aaron Latzke (6-3, 240), who will start on the left side.

Latzke finished the year with 40 tackles, was second on the team with 10 TFLs and a trio of sacks. Latzke also forced a fumble and recovered one as well during his junior season. Jake Mossawir (6-3, 250), the other co-winner of the team's most improved player award, had 5.5 sacks for the Aggies last season and will play behind Latzke. Redshirt freshman Tyler Birkley (6-3, 230) will add depth behind Fatukala.

The Aggies graduated senior tackles Josh Vavao (35 tackles) and Ryan Cacanando (28 tackles) but return key experience to the positions. John Downs (6-5, 260, Sr.) had a

2003 SEASON PREVIEW

sack and a trio of TFLs for UC Davis last season and may also see time at the end position. He'll start at one defensive tackle position alongside Daniel Kim (6-3, 275, Sr.), who last season played in 10 games.

Redshirt freshman Tyler Porter (6-2, 258), freshman Matthew Ngwun (6-2, 280) and senior Chris Jones (6-1, 255) should also see action on the interior.

Valaau (5-10, 220) was the Aggies' second-leading tackler last season, collecting 57 tackles from his middle linebacker position. Valaau, who missed a pair of games because of injury, is another team captain for UC Davis this season. He was named honorable mention All-Independent Football Alliance last year after compiling nine tackles in three different games.

Justin Patterson (5-10, 220), a second-team All-IFA pick, is slated to fill one of the outside linebacking positions after finishing seventh on the team with 42 total tackles. Patterson, however, holds another distinction as he is one of the most prolific defensive scorers in school history. Last season, he had a 66-yard interception return for a touchdown against Western Oregon and then added a 66-yard fumble recovery for a score the following week against rival Sacramento State. He also returned a fumble and an interception for touchdowns in 2001, giving him four for his career.

Dan Reece (5-11, 200, Jr.) has been a strong safety for the Aggies but should also see time at linebacker with Patterson.

Tom Parisi (6-1, 218, Jr.) played in 11 games last season at weakside linebacker, finishing the year with 15 tackles. He'll begin 2003 as starter. Lewis Burkhart (6-1, 235) will back up Parisi, redshirt freshman Clayton O'Kane (6-2, 200) is among those also behind Patterson and Reece, while Dan Elbanna (5-11, 210) - named the team's outstanding freshman in 2002 - will provide depth behind Valaau, as will redshirt freshman Tim Nelson (6-0, 223).

Elbanna made the most of his time while filling in for Valaau last year, earning national Div. II defensive honors after 14 tackles, an interception, a sack and a blocked punt in the Causeway Classic.

The defensive backfield lost standout senior Carnell Green to graduation, but safeties Ejiro Evero (6-0, 195) and A.J. Avila (6-3, 210) return to their starting roles. Evero - another captain for UC Davis - was named honorable mention All-America by Don Hansen's Football Gazette after leading UC Davis with 76 total tackles. Included in that total were 44 solos to go with five pass breakups and a recovered fumble.

Avila started every game last season except for the Causeway Classic, finishing fifth with 50 total tackles, 2.5 TFLs and a pair of sacks. He had two interceptions and has 80 career tackles. Reece had 35 total tackles while at strong safety last season, adding 3.5 TFLs. Sophomore Brandon Quinn will also be at strong safety while redshirt freshman Jonathan Barsi will back up Evero. Redshirt freshman Luis Amaral (6-3, 200) will also see time at free safety and strong safety.

One of the corner slots is scheduled to be filled by junior Andy Sullivan (6-1, 203), who played in just five games last

season but was an all-city and All-Delta League performer at Laguna Creek High School in 1999.

The other spot is ready for Derick Daniels (6-0, 195), who was an All-Big Sky honorable mention selection at Idaho State in 2001 before transferring to UC Davis. Daniels, who prepped at nearby Roseville High School, had 55 tackles for the Bengals during his only season in Pocatello.

Junior Angelo Caffese (5-8, 160) saw action in 10 games last year, picking up his first career interception against Central Washington in the first round of the playoffs. Nevan Bergan (5-10, 168), a redshirt freshman from San Diego, is also in the group backing up the corners. Jashaun McCowan (5-8, 162), a highly touted transfer from Ventura College, is expected to compete for playing time as well.

SPECIAL TEAMS

Dusty Apocotos (6-1, 195, Sr.) was named co-winner of the team's most outstanding special teams player along with Reece after converting 45 of 48 PATs and seven field goals. The left-footed Apocotos highlighted his season with a pair of field goals against Texas A&M-Kingsville in the playoffs, including a 35-yarder in the final seconds of regulation that forced overtime.

He ranks fourth on the school's single-season list for PATs made and is fifth for attempts. Apocotos had a season-best 44-yard field goal against Western Oregon.

Chris Shibel (6-3, 215, Jr.), a converted linebacker, has averaged 40.8 yards a punt through his first two seasons, including finishing eighth in Division II last year with a 41.3 avg. He pinned opponents inside their own 20-yard line 14 times and had six touchbacks. Shibel was named to the All-IFA first team.

Jesse Oliva and Aaron Plunkett (5-10, 165, Jr.) will go deep for the Aggies on punts this year while Ryan Ramey (6-2, 188, So.) will return kickoffs with Plunkett. Plunkett had 13 returns for 239 yards while Ramey had one for 30.

Freeman can also return kicks after a standout year deep last season. He had a 96-yard return for a touchdown against Western Oregon and averaged 23.4 yards a kickoff return, the highest for an Aggies since 1997.

DIVISION I & II??

With UC Davis' announcement that it is reclassifying to NCAA Division I, what will the Aggies' official NCAA status be during the four-year transition? Will it be Division I, Division II or somewhere in between?

The quick and easy answer is Division II.

UC Davis is already beginning to comply with many Division I rules and regulations and is required to begin full compliance next year. Additionally, the Aggies will be considered a Division I institution for scheduling purposes beginning in 2004-05. However, until full Division I certification in 2007-08, UC Davis will officially retain its Division II designation and continue to report its statistics and records to the NCAA as a member of that division.

Some Division I-AA football media have already begun including UC Davis in their coverage, noting the Aggies' commitment and transition to the new division.

TRANSITION TO DIVISION I



Chancellor Larry Vanderhoef

On March 11, 2003, UC Davis made a historic move in its storied intercollegiate athletics history when it announced that it would reclassify from NCAA Division II to NCAA Division I status and join the Big West Conference. The announcement came after much discussion by campus administrators, faculty, staff and students, as well as alumni and the local community.

Additionally, UC Davis undergraduate students passed the Campus Expansion Initiative, which will help fund the Aggies' growing athletics grant-in-aid program. UC Davis begins a four-year transition to Division I this fall, will start some competition in the Big West in 2004-05 and is scheduled for full Division I certification beginning in 2007-08.

UC Davis will compete in the Big West Conference in baseball, men's and women's basketball, men's and women's cross country, men's golf, men's and women's soccer, softball, men's and women's swimming & diving, men's and women's tennis, men's and women's track & field and women's volleyball. Football and women's rowing will continue to compete as an independent, men's and women's water polo will remain in the Western Water Polo Association and women's lacrosse will continue play in the Mountain Pacific Lacrosse League.

Women's gymnastics and men's wrestling – already classified as Division I programs – will continue their participation in the Mountain Pacific Sports Federation and Pacific-10 Conference, respectively.

Below are excerpts from the official campus release announcing the historic move to Division I:

UC DAVIS TO JOIN BIG WEST CONFERENCE

The University of California, Davis, will join the Big West Conference, moving from Division II to Division I of the National Collegiate Athletic Association (NCAA).

"After much thought and discussion, I have decided that UC Davis will accept the invitation to join the Big West Conference, a conference that includes our sister campuses of UC Irvine, UC Riverside and UC Santa Barbara," UC Davis Chancellor Larry Vanderhoef announced today (March 11, 2003).

"This step is necessary to preserve and improve the program we have. We are seeking, in an evolving landscape, firm ground upon which to continue and to enhance a program that is centered around the student-athlete and the teacher-coach."

Vanderhoef said that the Division I Big West Conference offers a better academic, philosophical and competitive "fit" than does Division II, where schools average 4,000 students compared to UC Davis' 22,000 undergrads and where former D-II competitors are dropping sports or moving to Division I. Eligibility rules are also more stringent at the Division I level than at Division II and are expected to become even stronger in the next few years.

Because the campus's current conference - the Division II California Collegiate Athletic Conference - offers competition for just 13 of the campus's 25 sports, UC Davis must compete in two divisions and six conferences. Two teams - wrestling and women's gymnastics - already compete at the Division I level.

The Big West conference would permit competition in 17 sports, but not football. UC Davis' football team would continue to compete as an independent but at the Division I-AA level.

Big West schools include the UC Irvine, Riverside and Santa Barbara campuses, as well as Cal Poly San Luis Obispo, University of the Pacific, University of Idaho, Utah State and the California State University Fullerton, Northridge and Long Beach campuses.

"Our formula for academic and athletic success at UC Davis can work within the Big West Conference and Division I athletics," said UC Davis Director of Athletics Greg Warzecka. "We will not change our model, but we might very well be able to play a leadership role in Division I in such a way that other institutions will look at how we organize, administer and fund our 25-sport intercollegiate athletics program."

ACADEMIC VALUES:

Vanderhoef said that specific recommendations from another Academic Senate committee and from the Academic Federation, as well as "seven inviolate principles" enumerated on the student-initiative ballot, would lead to policies that "will preserve the academic values that have guided our athletic program for decades."

In reaching his decision, Vanderhoef said he weighed "the many opinions, reports and facts that relate to this issue, including input from the Academic Senate, the Academic Federation, a vote by our undergraduate students, individual conversations, many written communications, and the various data sets that speak simply to where we are now and where we would be in the Big West Conference."

Groups formally voting on the issue included undergraduates, who approved the fee initiative 4,638 to 3,929; the Student-Athlete Advisory Committee, voting 38 to 1 in favor; the Academic Senate, voting 556 to 271 in opposition; the Athletic Administrative Advisory Committee (which includes faculty and students), voting 11-2, with one abstention, in favor.

The views of the long-time teacher-coaches were also weighed, Vanderhoef said.

"We have in our ranks many who lived with, built and espoused the virtues of Division II athletics," Vanderhoef said. "They are proud of their accomplishments, not the least of which is a significantly higher graduation rate for our athletes than for the campus at large - about 85 percent compared to 75 percent. Yet these teacher-coaches have come to know that we cannot preserve what we have if we stand still. They conclude that, of all the changes we could make, the affiliation with the Big West Conference, a group of universities very much like ourselves, is necessary and comes just in time."

UC Irvine Chancellor Ralph Cicerone, UC Riverside Chancellor France Cordova and UC Santa Barbara Chancellor Henry Yang in a March 4 letter encouraged Vanderhoef to consider UC Davis' addition to the Big West Conference. "(We) are committed to Division I athletics programs that are based on very high ideals that focus on student-athletes... The Big West Conference is an excellent home for such programs," they wrote.

The three chancellors noted that the conference is "strongly California-centered," which makes it possible for student-athletes to travel to away games and matches "without sacrificing great lengths of time away from campus and classes." And such travel is relatively inexpensive, they added.

"The affiliation with the Big West Conference is a principled step in seeking to preserve the core values of a program that has been a model for the nation," Vanderhoef concluded in announcing his decision. "This is not about seeking 'bigger' or about 'growing the business.' Rather, this is about continuing to make available to our students another broad set of opportunities for participation in a meaningful out-of-class experience.

"This move to the Division I Big West Conference is the best and correct move for UC Davis. It is, in fact, our only responsible action."

TRANSITION TO DIV. I

TRANSITION TO DIVISION I

2003-04

Provisional First Year

- Compliance with all minimum contests and participation requirements for sports sponsorship set forth in Bylaw 20.9.3.3 (contests and number of participants).
- Submit a formal application and fee.
- Submit a revised strategic plan based on the previously submitted plan.
- Apply Division I legislation to the greatest extent possible.
- Attendance at the NCAA Convention.
- Attendance at an orientation session.
- Submit an annual report and updated strategic plan.
- Considered Division II in scheduling against Division I opponents, Division I against Division II opponents.
- The Campus Expansion Initiative takes effect, contributing an estimated total of \$999,000 – toward athletics grants-in-aid.

UC Davis Facilities

Schaal Aquatic Center will begin its first year of operation for swimming & diving and water polo.

Additionally, the Marya Welch Tennis Center will expand to 16 courts.

Note: all facility projections are estimates as of March 2003.

2004-05

Provisional Second Year

- Full compliance with all Division I legislation and membership requirements, including scholarship minimums and Division I scheduling.
- Attendance at NCAA convention.
- Attendance at NCAA meeting at the convention to discuss issues impacting Division I.
- Submit an annual report and updated strategic plan by June 30 based on feedback received from the previous year.
- Considered Division I for scheduling against opponents.
- Total athletics grant-in-aid increases to approximately \$2.5 million.
- The portion of the CEI fees designated for athletics increases to generate an estimated total of \$2.03 million in grants-in-aid.

UC Davis Facilities

The Activities & Recreation Center (ARC), located adjacent to Recreation Hall, opens in spring of 2004. Rec Hall becomes more predominantly an event center, serving Aggie basketball and volleyball, as well as entertainment opportunities. Women's gymnastics will continue to compete at Recreation Hall, but will move its practice facility to Hickey Gymnasium.

2005-06

Provisional Third Year

- Attendance at the NCAA Convention.
- Attendance at a meeting to be conducted at the NCAA convention to discuss issues impacting Division I members. Institutional representatives required to attend the meeting are the CEO, AD, SWA, FAR, and Compliance Coordinator.
- Completion of an NCAA athletics certification orientation visit.
- Completion of a compliance review conducted by the national office and submission of a report with an institutional response of findings.
- Submit an annual report and updated strategic plan by June 30 based on feedback received from the previous year's annual report.
- The portion of the CEI fees designated for athletics increases to contribute an estimated total of \$3.17 million for athletics grants-in-aid.

UC Davis Facilities

The multi-use stadium opens on the northwest corner of campus, serving Aggie football and women's lacrosse, as well as other community events. Toomey Field becomes exclusively a track & field venue.

2006-07

Provisional Fourth Year

- Successfully complete an NCAA athletics certification self-study and evaluation visit.
- Attendance at the NCAA Convention.
- Attendance at a meeting conducted at the NCAA Convention to discuss issues impacting Division I members.
- Submit an annual report and updated strategic plan by June 30, 2007 based on feedback received from the previous years review.
- The CEI reaches its full implementation. The athletics-designated portion increases to generate an estimated total of \$4.26 million in grants-in-aid.

2007-08

- All teams become eligible for at-large berths in the NCAA Championships. However, Big West Conference teams are not eligible for the conference's automatic berth.

2009-10

- All Big West Conference teams – except for men's basketball – become eligible for the conference's automatic berth in the NCAA Championships.

2015-16

- Men's basketball becomes eligible for the Big West's automatic berth in the NCAA Championships.



BOB BIGGS

HEAD COACH • 11th YEAR

Ask anyone close to the UC Davis football program about its head coach and you'll get the same response:

"Not your typical football coach."

The compliment fits Bob Biggs. Despite running a program that has played at the highest levels nationally at the NCAA Division II level, Biggs has remained an accessible and engaging leader of the Aggies.

Biggs' stamp on the football program at UC Davis is one of success, intensity and intelligence that has carried his teams to eight playoff appearances and an average of nine wins per year in his 10 seasons.

Now the second-winningest football coach in UC Davis history, Biggs trails only his mentor, Jim Sochor, on the all-time coaching victories list.

His first win in the 1999 season was his 50th, making him one of the quickest coaches to reach that plateau in the nation regardless of division. After just one decade as head coach, Biggs needs 10 more victories to reach the century mark.

In 1993 and 2000, he was named American Football Coaches Association's Region 5 College Division Coach of the Year. Last season, he won Coach of the Year honors for the inaugural Independent Football Alliance.

Biggs has created an atmosphere in the Aggie football program that has kept the bulk of the coaching staff intact at UC Davis. Four assistants this fall will begin at least their 10th year on the Aggie coaching staff.

On the field, the offensive system developed by Biggs and coordinator Mike

Moroski has dumbfounded opponents and attracted top recruits who are seeking a balanced, intricate pro-style offense. Biggs, also the quarterbacks coach, has seen his last four protegés enter the professional ranks. Khari Jones (1991-93) earned Canadian Football League MVP honors in 2001, Mark Grieb (1994-96) earned Arena Football League MVP honors for the San Jose SaberCats in 2002, Kevin Daft (1996-98) was a fifth-round draft choice of the Tennessee Titans in 1999, and J.T. O'Sullivan (1999-2001) was selected in the sixth round by the New Orleans Saints in 2002.

Under his guidance, the Aggies have consistently ranked among the top Division II teams in the nation in total offense.

Biggs had similar success as a UC Davis quarterback. His legend was sealed in 1971 when he was the quarterback for the Aggies' "Miracle Win" over Cal St. Hayward. In that game, he directed a comeback that featured 16 points in the final 20 seconds and resulted in a 30-29 victory. That win paved the way for the first of UC Davis' national-record 20 straight league titles.

During his senior year in 1972, Biggs averaged 272.8 yards per game in total offense and was the leading passer in the nation at Division II.

That year, he also became the Aggies' first 2,000-yard passer, while setting the school record for attempts with 387, a mark that stayed intact for 21 years. He had four 300-yard passing games that fall, including a 399-yard day at San Francisco State.

In his final game as a collegian, Biggs led UC Davis to Atlantic City, N.J., for the NCAA's Boardwalk Bowl and a clash with Massachusetts. Playing the entire game with a broken finger, he set two national records in the Aggies' 35-14 loss. His record 59 passes that day still stands as a Division II postseason record.

Biggs, a member of the Cal Aggie Athletic Hall of Fame, was an Associated Press Little All-American that season.

He graduated in 1973 with a double major in political science and history, later earning a master's in recreation administration. Biggs played professionally with the Winnipeg Blue Bombers of the Canadian Football League and the Portland Storm of the World Football League. He also spent time in the training camp of the NFL's Denver Broncos.

Biggs came back to his alma mater to join the coaching staff in 1978. He became the offensive coordinator in 1987 and was the assistant head coach in 1991 and 1992 before



taking the head coaching position in 1993.

In his first year as head football coach, the Aggies went 10-2, were co-champions of the American West Conference and reached the second round of the NCAA Playoffs for the first time in 10 years. He was also named AFCA Region Coach of the Year.

Biggs also served as head men's tennis coach from 1979 through 1988. In that span, he guided the Aggies to five NCAA Championships appearances, including a third-place finish in 1986.

BIGGS QUICK FACTS

Career Record (10 yrs.)	90-30-1 (.748)
Toomey Field	50-9-1 (.842)
Road	40-21-0 (.655)
Postseason	11-8-0 (.579)
Causeway Classic	8-2-0
vs. Division I	30-16-0 (.652)
vs. Division II	56-14-1 (.698)
vs. NAIA	2-0-0
September	25-11-1
October	34-8-0
November	31-7-0
December	0-4-0
vs. '03 Opponents	43-9-0

PERSONAL INFORMATION

Born: 2/21/51 in Oceanside, Calif.
 1978: M.A. in business & recreation admin.
 1973: B.A. in political science & history
 at UC Davis
 1969: Vacaville HS
 Wife: Diane
 Children: Ryan (4/1/87), Kyle (5/25/89)
 Hobbies: Tennis, hiking, jogging



COACHING STAFF

FRED ARP

ASSISTANT HEAD COACH/DEFENSIVE LINE • 37th YEAR

Entering his 37th year in the program, Arp has served on the Aggie staff throughout the program's 33 straight winning seasons, 20 consecutive league championships and 17 NCAA playoff appearances. During that time, he has assisted four Aggie head coaches – Herb Schmalenberger, Jim Sochor, Bob Foster and Bob Biggs. Although Arp quietly toils behind the scenes, his contributions were recognized last summer when he won an AFLAC National Assistant Coach of the Year Award.

Arp began his coaching career while he was still an undergrad at UC Davis and – save for a one-year stint as a graduate assistant at Northern Colorado in 1972 – has been a part of the successful UC Davis football

program ever since. His primary duties are with the defensive line, a unit that has produced four NFL draft picks over the years. Other D-line greats coached by Arp include Cal Aggie Athletic Hall of Famers Glenn Fricker, Chuck Fomasi and Tim Lajcik.

Arp graduated from UC Davis in 1967, earning his bachelor's degree in physical education (now exercise science). He went on to earn his master's from Sacramento State in 1971.

His philanthropic efforts have generously benefitted the entire UC Davis athletic department. Arp donates portions of his sports memorabilia collection to the annual Aggie Auction fundraiser, was instrumental in the completion of the ICA weight room campaign, and was the first to establish a football endowment for athletic aid. He remains an integral part of the annual Holiday Drive, sponsored by UC Davis' Student-Athlete Advisory Committee.

Arp and his wife Jane reside in the foothills community of Weimar, not far from Arp's hometown of Colfax. Their son, Ben, maintains a comprehensive website chronicling the history of the UC Davis football program. Jane is an avid photographer who has shot more than three decades of Aggie football.



STEVE "LOU" BRONZAN

DEFENSIVE COORDINATOR • 20th YEAR


The son of a renowned prep coach, Bronzan has established his own name as the Aggies' defensive coordinator for 15 of his 20 years at UC Davis. Although the program is better known for its offensive prowess, the defense has ranked among the best against the run during recent seasons. In 1994, his defensive corps yielded just 89.2 rushing yards per game, the second-best average in school history.

Prior to returning to his alma mater to assume the role as defensive coordinator, Bronzan served as defensive backs coach at Chico State for then-head coach Mike Bellotti. He previously spent four years at Portland State as linebackers coach and later as defensive coordinator. During that time, Bronzan completed his master's degree in physical education from PSU.

Bronzan lettered from 1972 through 1974 as a linebacker at UC Davis. He won the Coaches' Award as a junior, then All-Far Western Conference and All-Coast honors as a senior. Bronzan earned his bachelor's degree in physical education in 1975. He later earned his teaching credential at UC Davis.

In addition to his coaching duties, Bronzan also teaches "noon-time fitness" classes as part of the campus' Staff Development program.

He and his wife Shelley reside in Davis with sons Mathew, Robbie and Patrick.



ALL-TIME COACHING RECORDS

Coach	Years	Won	Lost	Tied	Pct.	Coach	Years	Won	Lost	Tied	Pct.
R.E. Harmon	1915-16	10	3	0	.769	Ted W. Forbes	1949-53, '55	21	29	2	.423
Jack Glascock	1917	0	2	0	.000	Will Lotter	1954, '56-57, '59-63	26	42	3	.379
Reverend Bobbitt	1919	2	4	0	.333	Herb Schmalenberger	1958, '64-69	28	38	0	.424
C.E. Van Gent	1920	3	4	0	.429	Jim Sochor	1970-88	156	41	5	.785
W.D. Elfrink	1921	3	4	0	.429	Bob Foster	1989-92	30	11	1	.726
Chester L. Brewer	1922	3	4	2	.444	BOB BIGGS	1993-Present	90	30	1	.748
W.L. Driver	1923-27	18	23	3	.443						
Irv F. "Crip" Toomey	1928-36	24	42	8	.378	TOTALS	84 Seasons	437	319	33	.574
Vern B. Hickey	1937-42, '46-48	23	42	8	.370						

MIKE MOROSKI

OFFENSIVE COORDINATOR/OFFENSIVE LINE • 16th YEAR

In his 15 years at the helm of the Aggie offense, Moroski has developed one of the most prodigious systems in college football. The 2000 squad averaged more than 520 yards and 47 points per game, finishing second nationally in each category. The 2001 team again ranked among the top 10 in those departments, totalling 511 yards and 41 points per contest during the regular season.

Like head coach Bob Biggs, Moroski is among the most successful quarterbacks in the history of a program that has produced a seemingly endless line of great passers. In his career from 1975 to 1978, he set numerous school records and earned back-to-back Far West Conference Player of the Year honors in his final two seasons. Additionally, Moroski was one of the top pitchers on the Aggie baseball team. He was enshrined into the Cal Aggie Athletic Hall of Fame in 1985.

Moroski was drafted by the Atlanta Falcons in the sixth round – 154th overall – of the 1979 draft, becoming the first UC Davis quarterback to achieve active status in the NFL. He played for Atlanta (1979-84), Houston (1985) and San Francisco (1986). Moroski has the honor of being one of a handful of quarterbacks who has thrown a touchdown pass to the legendary Jerry Rice. After his NFL career, “Mo” returned to his alma mater in 1988 to coach the junior varsity team. He has remained at UC Davis since then, moving up the ladder to his current role as offensive coordinator.

Originally from Novato, Calif., Moroski completed his bachelor’s degree in managerial economics in 1979 then earned a teaching credential in mathematics and a master’s degree in educational psychology. He and wife, Cathie, reside in Davis. They have four children, Nate, Will, Ben and Emilie. Nate is currently a member of the UC Davis cross country and track teams.

Coach Mo serves as faculty advisor for the Christian student group Grace Alive and remains an active member at the Grace Valley Christian Center, where he and fellow assistant coach Greg Chapla direct a successful youth football camp.



GREG CHAPLA

RUNNING BACKS/SPECIAL TEAMS/STRENGTH & CONDITIONING • 15th YEAR

Coach Chapla enters his 15th year in his multi-faceted role on the UC Davis coaching staff. In his tenure, he has served as a coach for running backs, special teams, tight ends, and as the program’s strength and conditioning specialist, as well as offensive line coach for the freshman team. Chapla also deftly handles the arduous task of coordinating use of the ICA weight room for all 25 UC Davis athletics teams.

As running backs coach, he mentored three of the top six all-time Aggie rushers: Preston Jackson (1991-93), Jermaine Rucker (1995-96) and G.P. Muhammad (1995-98).

Like many of his colleagues on the Aggie staff, Chapla is an alumnus of UC Davis. He lettered two years as a running back, totalling 316 yards during the 1987 and 1988 seasons. Chapla also played two years at Butte College before transferring to the Aggie program.

A native of Orland, Calif., Chapla earned his bachelor’s degree in physical science from UC Davis in 1989, then completed his master’s degree in recreation administration from Sacramento State in 1997.

He and his wife Kathy reside in Davis with their daughters Hannah and Rebekah. Chapla is an active member of the Grace Valley Christian Center, where he and offensive coordinator Mike Moroski have run a successful youth football camp.



MARK JOHNSON

LINEBACKERS/RECRUITING COORDINATOR • 7th YEAR

Coach Johnson begins the second year of his third stint on the coaching staff, having previously served at Nevada and Boise State. He first coached at Davis from 1990 to 1994, both as a linebackers coach and as the head JV coach (replacing Mike Moroski in the latter role in 1991).

Johnson spent a year as a graduate assistant at Oregon in 1995 when the Ducks advanced to the Cotton Bowl. Then he mentored San Jose State’s running backs in 1996, before coming back to UC Davis to assist Fred Arp and former Aggie coach Tony Franks on defensive line and linebackers, respectively.

He returned to the D-I ranks the following year, serving as defensive line coach at Boise State from 1998 to 1999, where he teamed up with another former Aggie, then-assistant Dan Hawkins. Johnson was hired as linebackers coach at Nevada in 2000, where he has spent the past two years.

Johnson played linebacker for UC Davis before graduating in 1990 with a bachelor’s degree in sociology. He later earned his master’s in recreation administration from Sacramento State in 1994.

He and his wife Amy live in Elk Grove with their son Cooper.



COACHING STAFF

STEVE SMYTE

RECEIVERS • 9th YEAR

Now in his ninth year on the Aggie coaching staff, Smyte brings experience as a player and coach from various and diverse levels of football. During his tenure at UC Davis, he has coached John Shoemaker, Onome Ojo, Charley Enos and Michael Oliva – all of whom signed professional contracts after their Aggie careers.

Before arriving at UC Davis, Smyte served as receivers coach for the Sacramento Gold Miners of the Canadian Football League for three seasons. His protegés in the CFL include Rod Harris, Mike Oliphant and James Pruitt.

In 1992, the Gold Miners passed for more than 5,000 yards. Previously, he was head coach for the semi-pro Sacramento Gamblers from 1991-92. He earned Golden West Football Conference Coach of the Year honors and led the team to a No. 3 national ranking. Smyte also coached at American River College (1988-90), Golden Sierra HS (1986-87) and Welland HS (1984-86) before entering the professional ranks.

Smyte was a member of a Canadian national championship team at Western Ontario, where he graduated with a B.S. in physical education. After college, he was invited to the Hamilton Tigercats training camp in 1983. Smyte earned his master's degree in special education from Sacramento State in 1991.

Smyte resides in Davis with his wife Rose and daughters Alexandra and Julianna.



DOUG MURRAY

DEFENSIVE BACKS • 2nd YEAR

Murray came to the UC Davis program in 2002 from Menlo College, where he coached defensive backs and then served as defensive coordinator.

He has spent the majority of his coaching career at Chabot College, where he served from 1991-99. During that time, Murray mentored eventual Aggies Sean and Jason Holleman, and Bret Haagenson. He also coached one year with the L.A. Dragons, a member of the Spring Professional Football League (a precursor league to the XFL).

Besides coaching, Murray is an executive director for Another Concept, Inc.

Murray lettered from 1978 to 1979 as a receiver for Cal St. Hayward. His ties with the UC Davis program arguably began as a Pioneer, where he played for then offensive coordinator Mike Bellotti. He graduated from Hayward with a B.A. in sociology in 1986, then earned his master's in public administration in 1990.

He resides in Stockton with his wife Natalia and their daughter Najé and son Nicholas.



PRESTON JACKSON


DEFENSIVE BACKS • 6th YEAR

A Cal Aggie Athletic Hall of Fame enshrinee and one of the most successful backs ever to don an Aggie uniform, Jackson enters his sixth year with the program and his first on the defensive side of the ball.

Jackson rejoined the Aggies in 1998 as a running backs coach. In fact, one of the first players under his tutelage – G.P. Muhammad – would eventually supplant Jackson as the all-time leading rusher at UC Davis.

In essentially a two-year Aggie career, Jackson rushed for 3,325 yards and 40 TDs. He continues to hold a number of school records, mostly notably for season rushing yards (1,826) and TDs (24). As a junior in 1992, Jackson earned All-America honors and was the Player of the Year in the Northern California Athletic Conference. One year later, he ranked third nationally in rushing and helped lead the team to the American West Conference title and a berth in the NCAA postseason.

Last summer, Jackson earned an intern coaching position with the Chicago Bears preseason camp, working with running backs and defensive backs.



UC DAVIS FOOTBALL RECRUITING ASSISTANTS

From left: Kristin Parks, April Zeman, Katie Murphy. This trio of dedicated students assist recruiting coordinator Mark Johnson with administrative duties such as compiling prospect questionnaires and maintaining a comprehensive database. They also provide tours of the campus and community for prospects and their families, serving as future Aggies' first welcome to the UC Davis football program.

DAN GAZZANIGA

OFFENSIVE LINE • 11th YEAR

A past winner of the program's Outstanding Lineman Award and a member of the 1980s "All-Decade Team", Gazzaniga begins his second decade with his alma mater's coaching staff.

Gazzaniga lettered for UC Davis from 1981 to 1984, starting on the 1982 squad that reached the NCAA D-II Championships. As a senior, he earned honorable mention Little All-America honors from the Associated Press and signed a free-agent contract with the (then) Los Angeles Raiders.

A native of Loomis, Calif., Gazzaniga earned his bachelor's degree in mechanical engineering in 1986. His first coaching foray came at Menlo-Atherton HS as offensive and defensive line coach. Gazzaniga returned to UC Davis in 1993. While coaching the Aggie offensive line, he also earned his master's degree in exercise physiology from Sacramento State in 1996.

Gazzaniga has been instrumental in the development of some of UC Davis' finest offensive linemen, including All-Americans Troy Larkin and Forest Vance.



JOHN SHIN-LEE

TIGHT ENDS • 3rd YEAR

After five years of coaching quarterbacks at the high school and collegiate level, Shin-Lee switches to the receiving end by assuming the duties of tight ends coach at UC Davis.

A former honorable mention all-state performer at Clifton (N.J.) HS, Shin-Lee earned a full-ride athletic scholarship to Northeastern, where he played four years and earned his biology degree in 1993. He then moved to the West coast, completing a degree in psychology from Sacramento State in 1996.

Shin-Lee served as quarterbacks coach at Bella Vista HS from 1998 to 2000, then joined the UC Davis coaching team the following season.

He and wife Jenise run Advanced Education, Inc., a school for children with autism. The couple recently gave birth to a son, Caden, on May 25, 2003.



MITCH CAMPBELL

DIRECTOR OF FOOTBALL OPERATIONS • 1st YEAR

After six years of serving UC Davis athletics as a lecturer, student-athlete advisor, eligibility coordinator and department recruiting coordinator, Campbell joins the Aggie football staff as its first-ever director of football operations. His duties comprise all administrative aspects of the program, including travel, game management, development, admissions and compliance.

Campbell lettered two years in basketball at UC Davis, earning his bachelor's degree in managerial economics in 1987. He later acquired his secondary teaching credential from Cal St. Hayward, a master's degree in physical education at Humboldt State, and his Ph.D A.B.D. from Oregon State in 1997.

Upon returning to his alma mater in 1997, Campbell joined the athletics staff as an academic advisor and, later, as recruiting coordinator. He also taught courses in the exercise biology department in sport and society, drugs and society, healthful living and student-athlete life skills.

Campbell is no stranger to the world of coaching, having served on staffs at Yuba College, Humboldt State and Grays Harbor College. Additionally, he was head girls' basketball coach at Amador Valley HS, guiding the Dons to back-to-back playoff appearances.




COACHING STAFF

VOLUNTEER ASSISTANTS

KEVIN DAFT

Quarterbacks 1st Year

Set numerous UC Davis passing records from 1995-98... Selected by Tennessee Titans in 5th round of 1999 NFL Draft.



JAMIE NELSON

Defensive Backs 1st Year

Played two years at Valley City State University (N.D.), then served as defensive backs coach and strength coordinator... Graduated from Northern Colorado.



SAM SPROWLS

Kickers/Punters 9th Year

California Youth Football Director for 15 years... Coached at Woodland HS, 1990-98... Received two Purple Hearts and Bronze Star in Vietnam.



J.P. DOLLIVER

Quarterbacks 1st Year


Has served most recently on staffs at Winters HS (2002) and Natomas HS (2000 & 2001)... Graduated from UC Davis in 2000 with degree in history.



MIKE ROSALES

Offensive Assistant Scout Team Coordinator 2nd Year

Senior at UC Davis, majoring in exercise science... Hails from Shelton, Wash.



DARREN VILLANUEVA

Receivers 8th Year

Graduated from Mt. San Antonio College in 1982... Former coach at Sacramento State, Moorpark College, L.A. Valley College, L.A. Pierce.



CRAIG LUSIANI

Defensive Backs 1st Year


Served as special teams coach at El Camino HS... Graduated from Nevada in 1971, where he played football (tight end) and baseball (catcher).



GEOFF SATTERFIELD

Def. Asst./Film Coordinator 4th Year

Coached one year at his alma mater, Mojave HS... Exercise biology major at UC Davis.



CHRIS WILLIAMS

Offensive Assistant 2nd Year

Had 42 career receptions as a tight end for Aggies from 1997-99... Graduated in 1999 with degree in mathematics... Earned master's degree in 2002.



EJIRO EVERO


FREE SAFETY • 6-0 • 195 • SENIOR • ALTA LOMA, CALIF.

2002: HONORABLE MENTION ALL-AMERICAN by *Don Hansen's Football Gazette*... Voted SECOND-TEAM ALL-WEST REGION by *Daktronics* and *Football Gazette*... Named to inaugural ALL-INDEPENDENT FOOTBALL ALLIANCE SECOND TEAM... Team captain... Led all Aggies with 76 total tackles (44 solo, 32 assists)... Added 4.0 tackles for losses (2 solos, 4 assists) and 5 pass break-ups... Recovered a fumble vs. Central Washington... Posted career-high 13 total tackles (6-7-13) vs. Abilene Christian... Opened season with 4 solos, 2 assists and 16 TFL yards at Grand Valley State... Voted as team's Defensive Player of the Week at Western Washington.

2001: Did not play due to injury.

2000: Appeared in 9 games, starting vs. Saint Mary's and Southern Utah... Did not play during postseason due to ankle injury... Finished with 34 tackles (18 solo, 16 assists) and 3 passes defended... Recorded season-best 9 tackles (4 solo, 5 assist) vs. Sacramento State.

1999: Played in all 12 games as backup safety... Finished 12th on team (5th among D-backs) with 35 tackles (19 solo, 16 assists)... Recovered two fumbles, including 26-yard return vs. Western Washington for his first career TD... Other recovery helped fend off a first-half drive at Sacramento State... Posted season-best 5 tackles (3-2) in opener vs. Texas A&M-Commerce... Credited for sole tackle-for-loss at Saint Mary's (4 yards).



2003 TEAM CAPTAIN

EVERO GAME-BY-GAME STATS

1999	UT	AT	TT	2000	UT	AT	TT	2002	UT	AT	TT
COMMERCE	3	2	5	HIGHLANDS	0	1	1	at Grand Valley	4	2	6
at W. Oregon	2	1	3	E. OREGON	dnp			ABILENE CHRISTIAN	6	7	13
at Sac State	1	2	3	at West Chester	2	1	3	NORTH DAKOTA ST.	6	1	7
at New Haven	2	2	4	SAINT MARY'S	1	2	3	at Western Oregon	3	2	5
HUMBOLDT	1	3	4	at W. Oregon	4	3	7	SAC STATE	2	4	6
at Southern Utah	0	0	0	SOUTHERN UTAH	0	2	2	at Humboldt	3	1	4
at Saint Mary's	2	0	2	at Cal Poly	1	2	3	at Cal Poly	1	1	2
CAL POLY	0	0	0	SAC STATE	4	5	9	SAINT MARY'S	2	3	5
CENTRAL WASH.	2	1	3	at Central Wash.	4	0	4	at Central Wash.	4	1	5
WESTERN WASH.	2	2	4	at Western Wash.	2	0	2	at Western Wash.	6	1	7
CENTRAL OKLA.	1	2	3	CHADRON STATE	dnp			at Central Wash.	3	5	8
NORTHEASTERN ST.	3	1	4	MESA STATE	dnp			at TAM-Kingsville	4	4	8
				BLOOMSBURG	dnp						
Totals	19	16	35	Totals	18	16	34	Totals	44	32	76

... Posted season-best 5 tackles (3-2) in opener vs. Texas A&M-Commerce... Credited for sole tackle-for-loss at Saint Mary's (4 yards).

ALTA LOMA HS '98: Led team to section and league titles as a junior... Team posted 13-1 record that year, then repeated as league champion the following season... Played defensive end and recorded 16 sacks... Also lettered in track, advancing to CIF state meet as a sprinter... Finished 3rd in section in 400 meters (49.2).

PERSONAL: Born Jan. 6, 1981 in Colchester, England... Economics major... Father is Dennis Evero... Nicknamed "EEEEEEEE", presumably based on his initials (middle name is Ewoma).

KELLY VALAAU

MIDDLE LINEBACKER • 5-10 • 220 • SENIOR • PASO ROBLES, CALIF.

2002: HONORABLE MENTION ALL-INDEPENDENT FOOTBALL ALLIANCE... Finished 2nd on Aggie tackles chart with 57 total (19 solo, 38 assists) despite missing games vs. Sac State and Humboldt... Recorded 4.5 tackles for losses (3 solo, 3 assists) for 15 yards, including 1.5 sacks... Recovered fumbles against Saint Mary's and Texas A&M-Kingsville... Posted season-best 9 tackles on three occasions (SMC, CWU, TAMUK).

2001: Defensive recipient of team's T. PALMER MOODY AWARD for outstanding sophomore... Finished 3rd on team with 60 tackles (35 solo, 25 assists)... Led Aggie linebackers with 7.0 tackles (all solo) for losses of 26 yards... Named as team's Defensive Player of the Week twice: first for 11-tackle, 2.0-TFL effort at Abilene Christian; then for 4-3-7 performance at Texas A&M-Kingsville in first round of NCAA playoffs... Also credited for two forced fumbles and two fumble recoveries during the year... Scored first career TD with 23-yard interception return in fourth quarter vs. Cal Poly.

2000: Finished T10th on team with 37 tackles (10 solo, 27 assists)... Credited for 2 assisted tackles for losses of 2 yards... TFLs were against West Chester and Southern Utah... Blocked punts vs. Western Washington and Bloomsburg... Enjoyed season-best games during playoffs, posting 4 solos and 13 assists.

1999: Redshirted.

PASO ROBLES HS '99: Named prep All-American, second team All-Southern Section and Los Padres League Linebacker of the Year as a senior... Team won Southern Section title that year... Won first team all-league and all-county honors a junior... Earned similar second-team honors as sophomore... Also a standout in track and field, placing 7th in Masters' in shot put... Made Honor Roll all four years.

PERSONAL: Born Aug. 29, 1981 in San Luis Obispo, Calif.... Exercise science major... Parents are Eneliko & Laurie Valaau... Eneliko played football at Cuesta College... Career sports highlight was interception TD vs. Cal Poly as a sophomore.



2003 TEAM CAPTAIN

VALAAU GAME-BY-GAME STATS

2000	UT	AT	TT	TFL	2001	UT	AT	TT	TFL	2002	UT	AT	TT	TFL
HIGHLANDS	0	2	2		at Highlands	5	2	7		at Grand Valley	0	4	4	
E. OREGON	0	2	2		at Abilene	6	5	11	2.0-12	ABILENE CHRISTIAN	1	2	3	1.0- 3
at West Chester	2	0	2	0.5- 1	W. OREGON	dnp				NORTH DAKOTA ST.	1	3	4	
at Saint Mary's	0	1	1		at Humboldt	0	2	2		at Western Oregon	1	5	6	
at W. Oregon	1	2	3		at Saint Mary's	0	1	1		SAC STATE	DNP			
SOUTHERN UTAH	0	3	3	0.5- 1	NORTHRIDGE	dnp				at Humboldt	DNP			
at Cal Poly	1	2	3		CAL POLY	1	1	2		at Cal Poly	4	3	7	2.0- 9
SAC STATE	1	0	1		at Sac State	4	0	4		SAINT MARY'S	6	3	9	0.5- 1
at Central Wash.	1	0	1		CENTRAL WASH.	2	2	4		at Central Wash.	1	3	4	0.5- 1
at Western Wash.	0	2	2		WESTERN WASH.	4	6	10	2.0- 4	at Western Wash.	0	2	2	0.5- 1
CHADRON STATE	2	4	6		at TAM-Kingsville	4	3	7	2.0- 9	at Central Wash.	2	7	9	
MESA STATE	1	5	6		TARLETON	2	3	5		at TAM-Kingsville	3	6	9	
BLOOMSBURG	1	4	5		at North Dakota	7	0	7	1.0- 1					
Totals	10	27	37	1.0- 2	Totals	35	25	60	7.0-26	Totals	19	38	57	4.5-15

2003 CAPTAINS

RYAN FLANIGAN

QUARTERBACK • 6-5 • 230 • SENIOR • CARMICHAEL, CALIF.

2002: HONORABLE MENTION ALL-INDEPENDENT FOOTBALL ALLIANCE... Shared team's COACHES' AWARD (with Jake Mossawir) as most improved player... Finished 4th in Division II with passing rating of 163.4... Took over starting job in second week, completing 14 of 22 for 187 yards and 3 TDs vs. Abilene Christian... Voted as team's Offensive Player of the Week after NCAA first-round playoff game at Central Washington... Went 16-for-19 with 266 yards and no INTs to avenge regular-season loss to Wildcats... Matched career high of 4 TDs – all in first half – against Humboldt State... Followed that with career-high 381 yards and two scores at Texas A&M-Kingsville... Fired 21 TDs over a five-game span from ACU through HSU games.


2001: Appeared in three games as a reserve... Majority of output came against Humboldt, completing 6 of 8 for 62 yards... Sole attempt vs. Sacramento State was a 21-yarder to Aaron Struck... Went 2-for-2 and 34 yards in stint against Central Washington.

2000: Made first and only start in opener vs. New Mexico Highlands, filling in for J.T. O'Sullivan... Completed 14 of 22 passes for 293 yards and 4 TDs, earning honorable mention for D2Football.com's National Offensive Player of the Week... Was 29-for-50 for 574 yards, 2 INT and 7 TD for the year... Finished season with stellar 192.63 quarterback rating... Threw one TD pass each vs. Eastern Oregon, West Chester and Saint Mary's.

1999: Redshirted.

RIO AMERICANO HS '99: Passed for more than 1,900 yards and 16 TDs as a senior, earning Sierra Valley Conference MVP honors... Named National Football Foundation Scholar-Athlete... Also All-SVC in basketball... Voted Student-Athlete of the Year... Team won league title his junior year, placed second in 1998.

PERSONAL: Born Jan. 24, 1981 in Sacramento, Calif... Political science major, hopes to become an attorney... Parents are Tim & Barbara Flanigan... Enjoys golfing and playing the guitar... Chose UC Davis for its tradition of football and its great academic reputation... Lists father as his non-sports hero... Best athlete he's ever faced was Onterrio Smith.



14

2003 TEAM CAPTAIN

FLANIGAN 2002 GAME-BY-GAME STATS

Year	Att	Cpl	Int	Yds	TD	Run	Yds	TD	Plays	Yds
at Grand Valley	7	4	1	53	0	4	20	0	11	73
ABILENE CHRISTIAN	22	14	0	187	3	9	-19	0	31	168
NORTH DAKOTA ST.	28	20	2	230	3	6	0	0	34	230
at Western Oregon	19	15	0	191	3	1	0	0	20	191
SAC STATE	20	14	0	229	2	7	-19	0	27	210
at Humboldt	12	8	0	135	4	0	0	0	12	135
at Cal Poly	22	13	1	205	0	7	24	1	29	229
SAINT MARY'S	34	24	3	265	2	11	30	0	45	295
at Central Wash.	15	11	1	171	1	3	3	0	18	174
at Western Wash.	9	5	1	84	0	4	11	0	13	95
at Central Wash.	19	16	0	266	0	8	-12	0	27	254
at TAM-Kingsville	45	25	1	381	2	7	-3	0	52	378
2002 Total	252	166	10	2397	20	67	35	1	319	2432

FLANIGAN CAREER STATS

Year	G	Att	Cpl	Int	Yds	TD	Run	Yds	TD	Plays	Yds
2000	9	50	29	2	574	7	18	-12	0	68	562
2001	4	11	9	0	117	0	5	7	0	16	124
2002	12	252	166	10	2397	20	67	35	1	319	2432
Total	25	313	204	12	3088	27	90	30	1	403	3118

FOREST VANCE

OFFENSIVE GUARD • 6-5 • 302 • SENIOR • COLFAX, CALIF.

2002: FIRST-TEAM ALL-AMERICAN by D2Football.com, the lone Aggie to earn first-team honors... Made ASSOCIATED PRESS LITTLE ALL-AMERICA THIRD TEAM... Earned FIRST-TEAM ALL-WEST REGION by both Daktronics and D2Football.com... FIRST-TEAM ALL-INDEPENDENT FOOTBALL ALLIANCE... Started all 12 games at left tackle... Finished junior season having started 38 straight games.


2001: HONORABLE MENTION ALL-AMERICAN and FIRST-TEAM ALL-WEST REGION by D2Football.com... Offensive selection for team's T. PALMER MOODY as outstanding sophomore... Started all 13 games at right tackle... Opened season as a preseason All-American by *Don Hansen's Football Gazette*.

2000: Offensive selection for team's MIKE WISE AWARD as outstanding freshman... Started all 13 games at right tackle.

1999: Redshirted.

COLFAX HS '99: Garnered All-Golden Empire League honors as a senior, honorable mention as a junior... Team went 42-3 in his four years, reaching the Sac-Joaquin Section finals in 1997... Also competed in track and field, setting school record for discus... Named to Athletic-Academic Honor Roll all four years.

PERSONAL: Born April 16, 1981 in Bellingham, Wash.... Majoring in communication... Parents are Ronald Long & Cathy Vance... A one-man band: plays guitar, bass, keyboard and sings... Once performed the National Anthem in front of 5,000 fans at a track meet... Has his girlfriend shave his head as a pregame ritual.



76

2003 TEAM CAPTAIN

OFFENSIVE LINE ALL-AMERICANS

FOREST VANCE	2002	First Team, D2Football.com Third Team, Associated Press	T.J. Brown	1996	Hon. Mention, Football Gazette	Norm Yost	1978	Hon. Mention, Associated Press
FOREST VANCE	2001	Hon. Mention, D2Football.com	Jason Pederson	1995	Hon. Mention, C.M. Frank	Ernie Bompreszi	1978	Hon. Mention, Associated Press
Lee Caton	2000	Third Team, Football Gazette	Bob Schults	1993	Third Team, CoSIDA	Phillip Barry	1977	Hon. Mention, Associated Press
Troy Larkin	1999	First Team, Associated Press First Team, Burger King/AFCA First Team, Football Gazette Second Team, Daktronics			Third Team, C.M. Frank	John McKee	1977	Hon. Mention, Associated Press
			Bob Hagenau	1985	Hon. Mention, Football Gazette	Andy Gagnon	1976	First Team, Kodak/AFCA
			Dan Gazzaniga	1984	Hon. Mention, Associated Press	Dave Roberts	1972	First Team, Kodak/AFCA
			Norm Yost	1979	Hon. Mention, Associated Press			

LUIS AMARAL

FREE SAFETY • 6-3 • 200 • FRESHMAN • SALINAS, CALIF.

2002: Redshirted... Named Scout Defense Player of the Week for week against Saint Mary's.

PALMA HS '02: Capped four-year career by earning Monterey Bay League MVP and garnering all-county, all-valley and All-Central Coast Section honors... Named Defensive Player of the Year by *Monterey County Herald*... Made All-CCS honorable mention as a junior... Also captured MBL Most Valuable Offensive Player (as a quarterback) and appeared on all-county and all-valley teams in 2000... Four-time team MVP... Team went 23-2-1 and won back-to-back section titles in his last two years.

PERSONAL: Born Jan. 9, 1984 in Salinas, Calif.... Economics major... Youngest son of Marie Amaral... Cousin Greg Scattini played basketball for Aggies in early 90s... Older brothers Matt and Chad played football at Santa Clara... Late father, John, Sr., played football at Sacramento State.



JEFF ANDERSON

OFFENSIVE GUARD • 6-1 • 290 • JUNIOR • ORANGE, CALIF.

2002: Appeared in 7 games as a reserve... Finished season as No. 2 right guard behind Marc Manfreda.

VILLA PARK HS '00: Named to All-Century League first team for three straight years... Team won league title in each season... Member of Orange County All-Star team as a senior... Also threw shot for track & field team, winning a league championship.

PERSONAL: Born July 6, 1982 in Orange, Calif.... Majoring in community & regional development... Parents are Mike & Susie Anderson... Mike played football at Santa Ana College... Career plans are to become a real estate developer and eventually mayor of Villa Park... Lists dream vacation as golfing in Scotland... Proudest personal accomplishment is beating cancer.



DUSTY APOCOTOS


KICKER • 6-1 • 195 • JUNIOR • SOUTH LAKE TAHOE, CALIF.

2002: Co-winner of team's OUTSTANDING SPECIAL TEAMS PLAYER... Appeared in all 12 games as placekicker, converting 45 of 48 PAT attempts and 7 of 9 field-goal tries... Booted two field goals in NCAA quarterfinal at Texas A&M-Kingsville, including 35-yarder in final seconds of regulation that forced overtime... First career FG was a 22-yarder in opener at Grand Valley State to bring Aggies within a touchdown of Lakers... Longest FG was 44-yarder as part of 30-point second quarter at Western Oregon... Conversion was longest by an Aggie since Ryan Christie booted 49-yarder in 1996 season... Hit 7-for-9 in PATs in that game, tying school record for attempts... Ranks 4th on school's single-season list for PATs made, 5th for attempts... Needs just one more PAT made to enter UC Davis' career top 10 annals.

2001: On roster but did not play.

WHITTELL HS '99: Two-time state MVP as a center midfielder in soccer... Named to all-state first team two straight years, scoring 42 goals and 37 assists in that span... Also played basketball, once scoring four three-pointers against state's top team... Graduated in top five percent of class, earning Silver Scholar honors.

PERSONAL: Born Dec. 13, 1980 in Carson City, Nevada... Majoring in civil engineering... Son of Mike & Kim Apocotos... Grandfather is Ray Pelfrey, a former NFL punter who runs an esteemed camp for kickers and punters... Appropriately, would title his autobiography, "Kickin' It With Dusty".



APOCOTOS GAME-BY-GAME FGs

2002	Dist	2002	Dist
at Grand Valley	22	SAINT MARY'S	32
ABILENE CHRISTIAN		at Central Wash.	47s
NORTH DAKOTA ST.		at Western Wash.	
at Western Oregon	44	at Central Wash.	37
SAC STATE	38	at TAM-Kingsville	43, 35
at Humboldt		Totals	7-9
at Cal. Poly	48b		

Bold indicates field goal was made. s - short. b - blocked

A.J. AVILA

STRONG SAFETY • 6-3 • 210 • SENIOR • SEASIDE, CALIF.

2002: Started all games except for Causeway Classic... Finished 5th on tackles chart with 50 total (25 solo, 25 assists)... Posted 2.5 tackles for losses of 21 yards, including 2.0 sacks... Picked off passes against Abilene Christian and Central Washington (regular season meeting) for total of 12 yards... Both his first career sack and INT came against ACU's Colby Freeman... Helped preserve win at Western Washington when he forced then recovered a fumble by Steven Nichols on a third-and-long situation in Aggie red zone during fourth quarter.

2001: Played in 13 games, recording 30 total tackles (11 solo, 19 assists)... Also had 2 passes defended... Credited for career-high 5 tackles twice: at Humboldt (1-4) and in NCAA first-round game against Texas A&M-Kingsville (3-2-5)... Forced a fumble vs. Lumberjacks, stripping RB Willie Newton in fourth quarter, recovered by teammate Michael Peterson.

2000: Appeared in five games... Posted 3 solo tackles and an assist... Went 1-1-2 vs. Southern Utah.

1999: Redshirted.

SEASIDE HS '99: Competed in football, track, baseball, basketball... Earned All-County and All-Mission Trail Athletic League as a senior, leading team to conference title... Had 214 tackles, 8 sacks and 5 INTs during last two seasons... Named all-league and Defensive Player of the Year as a junior... Helped basketball team to 19-4 record and MTAL title as a senior... Was a long jumper for track and field team... Four-year Honor Roll student.



31

AVILA GAME-BY-GAME STATS

2001	UT	AT	TT	2002	UT	AT	TT
at Highlands	0	1	1	at Grand Valley	4	3	7
at Abilene	1	1	2	ABILENE CHRISTIAN	3	3	6
W. OREGON	0	2	2	NORTH DAKOTA ST.	1	5	6
at Humboldt	1	4	5	at Western Oregon	0	0	0
at Saint Mary's	0	1	1	SAC STATE	0	1	1
NORTHBRIDGE	0	3	3	at Humboldt	0	0	0
CAL POLY	3	0	3	at Cal Poly	5	0	5
at Sac State	0	1	1	SAINT MARY'S	2	1	3
CENTRAL WASH.	1	2	3	at Central Wash.	2	1	3
WESTERN WASH.	1	1	2	at Western Wash.	3	0	3
at TAM-Kingsville	3	2	5	at Central Wash.	3	6	9
TARLETON	1	1	2	at TAM-Kingsville	2	5	7
at North Dakota	0	0	0	Totals	25	25	50
Totals	11	19	30				

PERSONAL: Born Aug. 25, 1981 in Monterey, Calif.... Sociology major... Full name is Alfred Joseph Dario Avila... Parents are Alfred Avila, Sr. & Rosemary Mathews... Alfred played football at Cal St. Hayward... Non-sports heroes are Rosemary and older sister, Jennifer... Lists Jennifer as the best athlete he's ever faced... Sports hero is Steve Atwater... Would have Chris Tucker play him in a movie.

JON BARRAGAN

QUARTERBACK • 5-10 • 165 • SENIOR • SAN JOSE, CALIF.


2002: Played in seven games as a reserve... Completed 4 of 7 for 86 yards and no INTs or TDs... Majority of passing stats came against Humboldt State as he finished 3-for-6 with 70 yards... Rushed for 38 net yards overall, best among quarterbacks... Ran for 23 yards on 3 carries in opener vs. Grand Valley State.

2001: Appeared in three games... Attempted only one pass all season, hitting Christian Nordhausen for 7 yards in closing minutes vs. Central Washington... Rushed for 26 yards on 2 carries in opener at Highlands... Earned team's Scout Offense Player of the Week honors during week of Cal Poly game.

2000: Appeared in five games as a reserve... Completed 7 of 12 passes for 93 yards... Also ran for two TDs against Mesa State in the NCAA quarterfinal.

1999: Redshirted.

OAK GROVE HS '99: Earned first-team All-Mount Hamilton Athletic League honors as a junior and senior... Threw for almost 2,500 yards as a senior... Also passed for 28 TDs and ran for 11 more, earning MHAL Player of the Year... Additionally, garnered All-Central Coast Section distinction that year... Led team to a 25-1 records and a CCS title during his two years as a starter... Also played baseball, leading team to MHAL title.. Batted .428 and stole 18 bags in 1999.



4

BARRAGAN CAREER STATS

Year	G	Att	Cpl	Int	Yds	TD	Run	Yds	TD	Plays	Yds
2000	5	12	7	0	93	0	9	52	2	21	145
2001	3	1	1	0	7	0	2	26	0	3	26
2002	7	7	4	0	86	0	16	38	0	23	124
Total	15	20	12	0	186	0	27	116	2	47	302

PERSONAL: Born April 25, 1981 in San Jose, Calif.... Majoring in economics... Parents are Juan Barragan & Carmen Leon... Has volunteered as a Pop Warner coach for two years... Lists Doug Flutie as his sports hero... Still regards his 25-1 high school record and CCS title as career highlights.


JONATHAN BARSİ

FREE SAFETY • 6-0 • 195 • FRESHMAN • LOS ALTOS, CALIF.

2002: Redshirted.

SAINT FRANCIS HS '02: Won school's Outstanding Student-Athlete Award as a senior... Earned first-team All-West Catholic Athletic League, All-Mid Peninsula and All-Central Coast Section honorable mention in football... Led team in all-purpose yards... Made All-WCAL first team and All-CCS second team in baseball... Batted .384 with five homers and 13 stolen bases as a senior... Wrestled for one year, capturing WCAL freshman crown at 155 lbs.

PERSONAL: Born Mar. 28, 1984 in Hayward, Calif.... Majoring in applied physics... Parents are Bruce Barsi & Suzanne De La Cruz... If not for football, would like to play baseball for UC Davis... Lists *Tommy Boy* as his favorite movie.




NEVAN BERGAN

CORNERBACK • 5-10 • 168 • FRESHMAN • SAN DIEGO, CALIF.

2002: Redshirted... Voted Scout Defense Player of the Week after Causeway Classic.

HOOVER HS '02: Named to All-Western League first team as a cornerback... Also selected as team's Defensive MVP... Posted 7 interceptions as a senior... Also a team captain in basketball and won the league 50-yard freestyle title in swimming... Won Governor's Scholar Award and Price Scholarship.

PERSONAL: Born July 26, 1984 in Houston, Texas... Has not declared a major... Parents are Harold Harrison & Adina Bergan... Lists Adina as his non-sports hero... Career sports highlight was picking off two passes in his Homecoming game... Says he taps his handcuffs as a pregame superstition.




TYLER BIRKLEY

DEFENSIVE END • 6-3 • 230 • FRESHMAN • MODESTO, CALIF.

2002: Redshirted... Voted Scout Defense Player of the Week after first Central Washington game.

HIGHLANDS HS '02: Attended three high schools: De La Salle as a freshman, Grace Davis (Modesto, Calif.) as a sophomore, and Highland (Ft. Thomas, Ky.) as a junior and senior... Earned first-team All-Northern Kentucky and *Louisville Courier-Journal* All-State honors... Played in East-West All-Star Game.

PERSONAL: Born Jan. 15, 1984 in Berkeley, Calif.... Has not declared a major... Son of Dain & Connie Birkley... Dain is a member of the Denison University Athletic Hall of Fame... Best facility he has played is Paul Brown Stadium.



AGGIE FOOTBALL SPRING STRENGTH RESULTS - DEFENSIVE BACKS

BENCH PRESS

Jonathan Barsi 335
 Brandon Quinn 325
 A.J. Avila 315
 Dan Reece 315
 Andy Sullivan 315

POWER CLEANS

Jonathan Barsi 280
 Dan Reece 275
 Andy Sullivan 275

PARALLEL SQUATS

Jonathan Barsi 435
 Brandon Quinn 405
 Dan Reece 405

THREE-LIFT TOTAL

Jonathan Barsi 1,050
 Dan Reece 995
 Brandon Quinn 955
 Andy Sullivan 955

VERTICAL JUMP

Jonathan Barsi 37.5
 Andy Sullivan 36.5
 A.J. Avila 32.0
 Luis Amaral 32.0

NICHOLAS BUICH


DEFENSIVE TACKLE • 6-0 • 245 • SOPHOMORE • SALINAS, CALIF.

2002: Did not play.

2001: Redshirted... Voted as Scout Defense Player of the Week after Saint Mary's game.

PALMA HS '01: Lettered in football (linebacker), baseball (third base) and wrestling (215-pound class)... Captured football's Todd Rubio Memorial Award... Helped team to 22-3-1 overall record and back-to-back Monterey Bay League championships... Senior squad captured Central Coast Section title.

PERSONAL: Born Sept. 2, 1983 in Walnut Creek, Calif.... History major... Parents are Jeff & Gabriela Buich... Lists Jeff as his non-sports hero, Junior Seau as his sports hero... Hopes to continue on to law school or business school... Best athletes he's faced: the entire 2000 Oak Grove HS football team.



LEWIS BURKHART

OUTSIDE LINEBACKER • 6-1 • 235 • JUNIOR • LAKE OSWEGO, ORE.


2002: Played in 11 games, recording 5 total tackles (3 solos, 2 assists).

2001: Appeared in six games, posting one assist each against Cal Poly and Cal St. Northridge.

2000: Redshirted.

LAKERIDGE HS '00: Twice earned All-Three Rivers League... Led team to back-to-back state playoff berths and 18-7 combined record... Recorded 75 tackles and 4 sacks as a senior... Was 42-for-315 rushing with 3 TDs as a running back that year... Went for 221 yards, including an 80-yard TD scamper to open the second-round playoff game against Central Catholic... Posted 60 tackles and 7 sacks as a junior... Earned state All-Academic honors in track and field, performing on the 4x100 relay squad for two years.

PERSONAL: Born March 6, 1982 in St. Paul, Minn.... Political science major... Parents are Scott Burkhardt & Cyndie Glazer... Scott played football and threw the hammer for track & field team at Lewis & Clark... Non-sports hero is his grandfather, after whom he is named... Member of Phi Alpha Delta pre-law fraternity... Best athlete he's faced was Brett Elliott, now a QB at Utah.



DAVID BUTTERWORTH

TIGHT END • 6-2 • 239 • SOPHOMORE • DAVIS, CALIF.

2002: Appeared in games against Abilene Christian, North Dakota State and Humboldt State... Named Scout Offense Player of the Week after Western Washington.

2001: Redshirted.

UC DAVIS BASEBALL: Named to All-California Collegiate Athletic Association first team in 2003, helping Aggies to a 36-24 record and their first appearance at national tournament in seven years... Batted .316 and led team with 11 home runs and 47 runs batted in.

COSUMNES RIVER COLLEGE: Played one season of baseball under coach Tony Bloomfield... Team advanced to state junior college regionals, posting a 36-19 record.

DAVIS HS '01: Led baseball team to Sac-Joaquin Section title as a junior, posting a 30-5 record... Scholar-Athlete Award 1998-2000... Also lettered in football (as a quarterback) and basketball (as a post).

PERSONAL: Born Sept. 3, 1981 in Newport Beach, Calif.... Communication major... Parents are Richard Butterworth & Melinda Waring... Hopes to attend law school... Lists Melinda as his non-sports hero.



ANGELO CAFFESE

CORNERBACK • 5-8 • 160 • JUNIOR • LODI, CALIF.


2002: Played in 10 games, recording 8 total tackles (6 solo, 2 assists) and 2 pass break-ups... Enjoyed first collegiate interception against Central Washington's Zak Hill in the fourth quarter of the NCAA first-round playoff game... Grabbed Hill's TD attempt at the Aggie 5-yard line... Had both break-ups against Hill in that game, including one at the Aggie 7-yard line one series after his INT.

2001: Appeared in 6 games, posting 2 assisted tackles.

2000: Redshirted.

TOKAY HS '00: Earned first-team All-San Joaquin Athletic Association honors and Receiver Of The Year as a senior... Set school records for season yards, single-game receptions, yards and TDs... Posted 24 TDs and nearly 1,900 yards during his last two seasons... Made All-SJAA second team in baseball as an outfielder... Named Best Defensive Player for his basketball team as a point guard.

PERSONAL: Born Sept. 9, 1981 in Lodi, Calif.... Majoring in agricultural systems & environment... Son of Robert & Valerie Caffese.



JERRON CANNON

RUNNING BACK • 5-9 • 180 • JUNIOR • LA HABRA, CALIF.


2002: Did not play.

2001: Appeared in 2 games, did not post any stats.

2000: Redshirted.

SONORA HS '00: Captured All-Southern Section and All-Freeway League honors... Selected as a preseason All-American before his senior year... Named as school's Outstanding Athlete of the Year and as team's Running Back of the Year... Also competed in track & field, qualifying for section meet in 100, 200 and 4x100 relay... Helped relay team advance to finals as anchor, passing three opponents to seal a qualifying place.

PERSONAL: Born Dec. 30, 1981 in Monterey Park, Calif.... Sociology major... Parents are Jerome Cannon & Ginger Logan... Hopes to work for FBI, DEA or ATF... Appropriately, his favorite movie is *The Silence Of The Lambs*, which features a federal prisoner.




DEVIN COOK

TIGHT END • 6-3 • 225 • SOPHOMORE • MARTINEZ, CALIF.

2002: Appeared in 3 games, but did not post any stats.

DE LA SALLE HS '00: Earned first-team All-Bay Valley Athletic League and all-city... Selected to All-Metro third team... Team went 24-0 in his two years on varsity, capturing the *USA Today* national title in 1998... Game against Mater Dei was held at Edison Field and televised on ESPN... Also competed in track & field, qualifying for North Coast Section meet in high jump... Distinguished as an actor.

PERSONAL: Born Dec. 13, 1981 in Oakland, Calif.... Communication major... Parents are David & Stella Cook... Career sports highlight was playing Mater Dei in front of almost 30,000 at Edison Field... Dream vacation would be to cruise around Australia and Europe, then end up in Jamaica.



AGGIE FOOTBALL SPRING STRENGTH RESULTS - RUNNING BACKS

BENCH PRESS

Jerron Cannon 365
Jared Ferrari 275
Joe Gaffi 275

POWER CLEANS

O.J. Swanigan 225
Jerron Cannon 225

PARALLEL SQUATS

O.J. Swanigan 400

THREE-LIFT TOTAL

O.J. Swanigan 885

VERTICAL JUMP

Jared Ferrari 35.0
Jerron Cannon 30.5
O.J. Swanigan 28.5

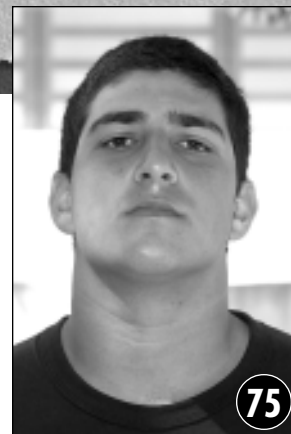
NAVEEN DAFTARI

DEFENSIVE TACKLE • 6-1 • 237 • FRESHMAN • DAVIS, CALIF.

2002: Redshirted.

DAVIS HS '02: Lettered in baseball and football... Earned All-Delta League honors as a tight end... Played first base for baseball team... Coaches were Dan Ariola (baseball) and Mark Skrabo (football).

PERSONAL: Born July 14, 1984 in Snellville, Ga.... Electrical engineering major... Parents are Inder & Pratibha Daftari... Also plays cricket, having joined the local club as a freshman.




DERICK DANIELS

CORNERBACK • 6-0 • 195 • SOPHOMORE • NORTH HIGHLANDS, CALIF.

IDAHO STATE: Earned All-Big Sky honorable mention as a freshman in 2001... Finished 4th on team with 55 tackles and added 9 passes defended... Also had 3 fumble recoveries and 3 blocked kicks... Blocked a field goal attempt in his collegiate debut vs. Montana Tech... Other blocks came against Weber State (punt) and Southern Utah (PAT)... Posted 7 tackles and 2 PDs vs. Portland State... Made Dean's List with 3.51 GPA.

ROSEVILLE HS '00: Selected as team's Offensive MVP as a senior... Named to All-Sierra Foothill League first team as a senior, second team as a junior... Rushed for 800 yards and 12 TDs along with 500 receiving yards... Recorded three interceptions on defense... Ranked among cornerbacks in *SuperPrep* magazine... Also an All-SFL performer in basketball, averaging 12 points per game.

PERSONAL: Born Oct. 22, 1982 in Santa Fe, N.M.... Managerial economics major... Parents are Willie & Brenda Daniels... Brothers Dorian and Del both attended UC Davis... Sports hero is Charles Woodson, non-sports hero is Dorian... Career highlight was playing in front of 30,000 at Utah State.



NOLAN deGRAAFF


WIDE RECEIVER/TIGHT END • 6-3 • 220 • SOPHOMORE • GRANITE BAY, CALIF.

2002: Played in 10 games, contributing chiefly on special teams... Selected as team's Special Teams Player of the Week after NCAA first-round playoff at Central Washington... Scored 1-1-2 on tackles chart in that game.

2001: Attended Sierra College but did not play.

GRANITE BAY HS '01: Three-sport standout, earning all-league honors in football, wrestling and baseball... Helped lead team to back-to-back Sac-Joaquin Section titles in football... Named to All-Sierra Foothill League first team and all-city as a senior, posting 51 receptions for 1,090 yards and 19 TDs... Football team ranked No. 1 in state among D-II teams in his senior year... Twice garnered All-SFL honors in wrestling as a 215-pounder... Also won first-team All-SFL honors in baseball, helping team to 2001 section championship... In his two years, football team went 25-1, baseball team was 53-8.

PERSONAL: Born Aug. 26, 1982 in Sacramento, Calif.... Dean's List student in managerial economics... Son of John & Sherri deGraaff... Lists Ed McCaffrey as his sports hero, his father as his non-sports hero... Would like to reinstate end zone celebrations.



AGGIE FOOTBALL SPRING STRENGTH RESULTS - TIGHT ENDS

BENCH PRESS

Nolan deGraaff 300
Devin Cook 295
Aaron Hines 275

POWER CLEANS

Nolan deGraaff 315
Devin Cook 305
Aaron Hines 250

PARALLEL SQUATS

Nolan deGraaff 475
Devin Cook 375
Devin Cook 365

THREE-LIFT TOTAL

Nolan deGraaff 1,090
Devin Cook 965
Aaron Hines 900

VERTICAL JUMP

Nolan deGraaff 33.5
Devin Cook 33.0
Aaron Hines 29.0

JOHN DOWNS

DEFENSIVE END • 6-5 • 260 • SENIOR • REPUBLIC, MO.

2002: Played in all 12 games, posting 14 total tackles (4 solo, 10 assists)... Also had 2.5 TFLs for 8 yards, including first sack as an Aggie... Brought down Central Washington's Zak Hill for 5-yard loss and a fumble in regular-season matchup.

GOLDEN WEST COLLEGE: Earned first-team all-state honors by the California Community College Coaches Association... Recorded 67 tackles, including 12 sacks... Named as team's defensive MVP.

MISSOURI SOUTHERN: Member of Lions' program during the 1996 and 1997 seasons.

DOWNS GAME-BY-GAME STATS

2002	UT	AT	TT	2002	UT	AT	TT
at Grand Valley	0	1	1	SAINT MARY'S	1	1	2
ABILENE CHRISTIAN	0	1	1	at Central Wash.	1	1	2
NORTH DAKOTA ST.	0	1	1	at Western Wash.	0	0	0
at Western Oregon	0	1	1	at Central Wash.	0	0	0
SAC STATE	1	1	2	at TAM-Kingsville	0	2	2
at Humboldt	1	1	2				
at Cal Poly	0	0	0	Totals	4	10	14

PARKVIEW HS (MO.) '96: Helped team to back-to-back district championships... Team went 8-3 and captured the league title in his senior year.

PERSONAL: Born Dec. 30, 1977 in Taylor, Texas... Political science major... Parents are Gary & Vickie Buster...

Would like to install a football rule that prohibits offensive linemen from weighing more than 200 lbs.... The T-shirt always under his game jersey is the one he wore to his first live WWF event... Favorite movie is *Fight Club*... Has career plans of coaching football.



DAN ELBANNA

MIDDLE LINEBACKER • 5-11 • 210 • SOPHOMORE • WALNUT CREEK, CALIF.

2002: MIKE WISE AWARD co-winner (with O.J. Swanigan) as team's outstanding freshman... Appeared in all 12 games... Started for Kelly Valaau as MLB in games against Sacramento State and Humboldt... Finished 9th on tackles chart with 39 total (16 solo, 23 assists)... Had 4.0 TFLs (4 solo) for 30 yards, including 3.0 sacks... Led Aggies with 4 interceptions... First career pick was against Abilene Christian's Colby Freeman midway through 2nd quarter... Earned Defensive Player of the Week by D2Football.com, the Independent Football Alliance and his teammates after his breakthrough game vs. Hornets...


ELBANNA GAME-BY-GAME STATS

2002	UT	AT	TT	INT	Yds
at Grand Valley	0	0	0		
ABILENE CHRISTIAN	1	1	2	1	12
NORTH DAKOTA ST.	1	1	2		
at Western Oregon	3	0	3		
SAC STATE	3	11	14	1	14
at Humboldt	2	1	3	1	2
at Cal Poly	1	1	2		
SAINT MARY'S	3	1	4		
at Central Wash.	0	4	4	1	7
at Western Wash.	1	0	1		
at Central Wash.	0	1	1		
at TAM-Kingsville	1	2	3		
Totals	16	23	39	4	35

Had 14 tackles, an interception, a sack and a blocked punt to highlight Causeway win... Total of 14 tackles (3-11) in that game was highest by any Aggie in 2002.

LAS LOMAS HS '01: Earned team's Golden Knight Award as a senior running back and linebacker... Rushed for 2,062 yards and 31 TDs... Voted team MVP as a junior... Coach was former Aggie offensive lineman Doug Longero.

PERSONAL: Born May 8, 1983 in Walnut Creek, Calif... Exercise science major... Parents are Mike & Sosanne Elbanna... Hopes to become a chiropractor... Best athlete he's faced is two-time Heisman Trophy finalist Ken Dorsey.



AGGIE FOOTBALL SPRING STRENGTH RESULTS - LINEBACKERS

BENCH PRESS

Justin Patterson 370
Tom Parisi 335
Dan Elbanna 315
Ryan Payne 315

POWER CLEANS

Scott Williams 310
Tom Parisi 290
Dan Elbanna 285

PARALLEL SQUATS

Dan Elbanna 445
Tom Parisi 425
Clayton O'Kane 405
Scott Williams 405
Kelly Valaau 405

THREE-LIFT TOTAL

Tom Parisi 1,050
Dan Elbanna 1,045
Justin Patterson 1,030

VERTICAL JUMP

Dan Elbanna 34.0
Scott Williams 33.5
Justin Patterson 30.5

PILA FATUKALA

DEFENSIVE END • 6-3 • 229 • SOPHOMORE • SACRAMENTO, CALIF.

2002: Redshirted.

2001: Played in all 13 games as a freshman... Finished season with 47 tackles (13 solo, 34 assists)... Tied for team lead (with Steve Soares) with 11.5 tackles for losses totalling 66 yards... Finished 2nd on Aggies (behind Soares) with 8.0 sacks for 55 yards... Also batted down two passes and forced a fumble... Lone forced fumble was crucial – he and B.J. Brust teamed up on a sack of Cal St. Northridge's Marcus Brady on a 3rd-and-15 situation in the final minute, preserving the Aggies' 38-31 win.

FATUKALA GAME-BY-GAME STATS

2002	UT	AT	TT	TFL	Sack
at Highlands	0	1	1	0.5- 1	
at Abilene	2	2	4	1.0-10	2.0-10
W. OREGON	1	5	6	1.5- 7	0.5- 4
at Humboldt	2	1	3	2.0- 4	
at Saint Mary's	1	2	3		
NORTHRIDGE	2	5	7	1.0- 7	0.5- 5
CAL POLY	0	4	4	0.5- 4	0.5- 4
at Sac State	1	2	3		
CENTRAL WASH.	0	2	2	0.5- 4	0.5- 4
WESTERN WASH.	0	4	4	1.0- 5	1.0- 5
at TAM-Kingsville	1	4	5	2.0-13	2.0-13
TARLETON	1	2	3	1.5-11	1.0-10
at North Dakota	2	0	2		
Totals	13	34	47	11.5-66	8.0-55

SACRAMENTO CITY COLLEGE: Did not play.

KENNEDY HS '00: No information available.

PERSONAL: Born Aug. 24, 1982 in Sacramento, Calif.... Managerial economics major... Oldest child of William & Liliani Fatukala... Full name is Viliami Mosese Fatukala... Cousin of former Aggie linebacker Viliami Tuivai, now an assistant at Boise State.



DANIEL FELLS


TIGHT END • 6-3 • 225 • SOPHOMORE • FULLERTON, CALIF.

2002: On roster, did not play.

2001: Redshirted.

FULLERTON UNION HS '01: All-Freeway League performer in football, basketball and baseball... Captured All-CIF honors in football and was named team MVP... Named All-SoCalHoops D-IIA honorable mention as a senior in basketball.

PERSONAL: Born Sept. 23, 1983 in Anaheim, Calif.... Animal science major... Parents are David & Chandra Fells... Sports hero is Magic Johnson... Nicknamed "Rev"... Non-sports hero is Denzel Washington... Fittingly, his favorite movies are *Remember The Titans* and *John Q.*



JARED FERRARI

RUNNING BACK • 6-0 • 201 • JUNIOR • SACRAMENTO, CALIF.


2002: Did not play due to injury.

2001: Appeared in six games as a reserve back... Rushed for 88 yards on 17 carries... Went 5-for-35 in shutout over Sacramento State for first major stint... Followed with 4-for-41 rushing yards and a 28-yard TD run against Central Washington one week later... Only postseason appearance was 2-for-7 outing in NCAA first-round game against Texas A&M-Kingsville.

2000: Redshirted.

EL CAMINO HS '00: Team captain and All-Capitol Athletic League performer in football... Once scored 5 TDs in one game... Also played baseball for a year... Posted perfect 4.0 GPA all four years.

PERSONAL: Born July 28, 1981 in Sacramento, Calif.... Majoring in civil engineering... Parents are Silvio, Sr. & Jeri Ferrari... Lists sport hero as Preston Jackson... Best athletes he's played against are Onterio Smith, Dante Stallworth and Lance Briggs... Older sister, Sabrina, was a swimmer at UNLV... Volunteered with Juvenile Justice and Delinquency Prevention Commission for four years.



KEVIN FREEMAN

WIDE RECEIVER • 5-8 • 167 • JUNIOR • OCEANSIDE, CALIF.

2002: Played in all 12 games as a receiver/kickoff returner... Finished 3rd on team with 20 receptions... Scored total of 8 TDs for the year – 5 receiving, 2 rushing and 1 kickoff... Lone kickoff TD was a 96-yarder at Western Oregon in the third quarter... Averaged 23.4 yards per return for the year, highest average by an Aggie with 20-plus returns since Artemus Jones in 1997 (24.1)...

Filled in as a starter for an injured Glenn Adriatico vs. Cal Poly... Scored pair of TDs in that game – a 2-yarder in the second quarter and 3-yarder in the fourth... Posted first 100-yard receiving game in NCAA first-round playoff at Central Washington, including a 34-yarder from fellow receiver Billy Zeier.

2001: Appeared in 5 games, catching 2 passes for 13 yards... First Aggie reception was 6-yarder against Western Oregon... Then caught 7-yarder a week later vs. Humboldt State.

FREEMAN 2002 GAME-BY-GAME STATS


2002	Rec	Yds	TD	Rush	Yds	TD	KOR	Yds	TD
at Grand Valley	2	20	1	0	0	0	2	18	0
ABILENE CHRISTIAN	0	0	0	2	-4	0	1	43	0
NORTH DAKOTA ST.	5	50	0	3	9	0			
at Western Oregon	1	10	1	0	0	0	4	125	1
SAC STATE	2	24	1	1	13	0	1	20	0
at Humboldt	2	29	0	1	0	0			
at Cal Poly	1	5	0	2	5	2			
SAINT MARY'S	2	21	1	1	0	0	3	68	0
at Central Wash.	0	0	0	1	-4	0	3	62	0
at Western Wash.	0	0	0	1	3	0			
at Central Wash.	3	100	1	1	0	0	1	31	0
at TAM-Kingsville	2	22	0	1	3	0	2	31	0
Totals	20	281	5	14	25	2	17	398	1

2000: Redshirted.

OCEANSIDE HS '00: Named to All-Avocado

League first team as an offensive player, but earned first team All-CIF honors on defense... Team went 11-2 and captured North County Section title in his senior year... Also a first team all-league pick in basketball... Averaged 13 points per game and was named team MVP.. Golden State Exam honoree in economics... Made Honor Roll all eight semesters.

PERSONAL: Born Dec. 28, 1981 in the Philippines... Age 21 throughout the season... Majoring in communication... Pretended to be Barry Sanders and Allen Iverson as a kid, presumably depending on the sport he was playing at the time... Says the hardest part about being a student-athlete is "proving that I'm a student first."



6


BRANDON GILMORE

WIDE RECEIVER • 6-2 • 190 • JUNIOR • ALTA LOMA, CALIF.

MT. SAN ANTONIO COLLEGE: Earned Scholar-Athlete of the Year honors... Played 2002 season for head coach Bill Fisk.

ETIWANDA HS '00: Earned honorable mention All-Southern Section... Also played basketball and track.

PERSONAL: Born May 24, 1982 in Torrance, Calif.... Managerial economics major... Parents are Michael & Donna Gilmore... Favorite movie is *Coming to America*... Best athlete he's faced is former Mt. SAC teammate Ryan Phillips, who later signed with Texas Tech.




19

BRYAN HAMM

WIDE RECEIVER • 6-2 • 190 • FRESHMAN • MEADOW VISTA, CALIF.

COLFAX HS '02: Helped football team to 10-1-1 record and Sac-Joaquin Section championship in 2001, posting 50 catches for 900 yards and 8 TDs... Also competed in track & field, running 200, 400 and 4x400 relay.

PERSONAL: Born Apr. 11, 1984 in Auburn, Calif.... Managerial economics major... Parents are Chris & Gayle Hamm... Gayle is a UC Davis alumna... Pretended to be Sterling Sharpe as a youngster... Career highlight was football team's section title in 2001.



40

AARON HINES

TIGHT END • 6-5 • 240 • SOPHOMORE • PACIFICA, CALIF.

ST. IGNATIUS PREP: Earned second-team All-Metro and first-team All-West Catholic Athletic League honors as a senior, posting 45 receptions for 706 yards and 10 TDs... Also received All-WCAL honorable mention in basketball... Part of 4x400 relay squad that won Central Coast Section JV title in 1999.

PERSONAL: Born Aug. 28, 1983 in San Francisco, Calif.... Has not declared a major... Youngest son of Howard & Gail Hines... Howard played basketball at North Texas... Toughest athlete he's faced is Matt Ware, now of UCLA... Best facility in which he's played is the San Jose Events Center.




JOSHUA HOLLOWAY

OFFENSIVE GUARD • 6-1 • 285 • JUNIOR • LONG BEACH, CALIF.

EL CAMINO COLLEGE: Earned second-team All-Mission Conference distinction... Started all 20 games in his two-year career... Served as team captain as a sophomore... Academic Athlete of the Year in 2002... Teammate of current Aggie transfer Michael Wolfson.

PARAMOUNT HS '00: Named All-Southern Section as a senior... Selected to *Los Angeles Times* All-Area team as well... Won Senior Athlete of the Year honors.

PERSONAL: Born Aug. 16, 1982 in Marion, Ohio... History major... Parents are John & Beckie Gibson... Hopes to become a high school teacher... Toughest athlete he's faced is former El Camino teammate Brent Pollack



CHRIS JONES

DEFENSIVE TACKLE • 6-1 • 255 • JUNIOR • STOCKTON, CALIF.

2002: Appeared in 6 games as a reserve... Had 4 total tackles (1 solo, 3 assists)... Recorded first unassisted tackle vs. Sacramento State.

2001: Played in 7 games as a reserve... Credited with 6 total tackles, all assists... Posted line of 0-2-2 in back-to-back games against Sacramento State and Central Washington... Had first tackle-for-loss vs CWU.

2000: Redshirted.

ST. MARY'S HS '00: Earned second-team All-San Joaquin Athletic Association at defensive end as a junior... Garnered similar honors as an offensive guard the following year... Once recorded 6 sacks in a game... Team went 19-4 during his two years, reaching Sac-Joaquin Section playoffs each time... Won Air Force Math and Science Award as a senior as his school's top student in those fields.

PERSONAL: Born March 22, 1982 in Stockton, Calif... Dean's List student in biochemistry, with career plans of becoming an anesthesiologist... Awarded at UC Davis for highest GPA (3.96) among all African-American juniors... Parents are Joey & Catherine Warren... Sports hero is Levon Kirkland... Chose UC Davis because it was close to home and "convenient for my intended field of study."



TONY KAYS

WIDE RECEIVER • 6-1 • 180 • FRESHMAN • ELK GROVE, CALIF.

2002: Redshirted... Co-winner (with Clayton O'Kane) of GEORGE BELENIS AWARD as outstanding redshirt... Twice named Scout Offense Player of the Week: for Cal Poly and second Central Washington game.

ELK GROVE HS '02: Earned Scholar-Athlete honors... Member of Thundering Herd team that went 14-0 and captured Sac-Joaquin Section title... Earned first-team All-Delta League honors... Caught 62 passes for 1,024 yards and 9 TDs as a senior... Described in *Cal-Hi Sports* as having "one of the best pair of hands of any wideout in Northern California" (Oct. 23, 2001 issue)... Nominated for that magazine's Receiver of the Year honors.

PERSONAL: Born Mar. 6, 1984 in Sacramento, Calif.... Economics major... Parents are Jerry Kays & Christine Tsukamoto... Career highlight was scoring a 72-yard touchdown against local dynasty Nevada Union in the section playoffs.



TIMOTHY KEANE

OFFENSIVE GUARD • 6-4 • 267 • FRESHMAN • PALM SPRINGS, CALIF.

2002: Redshirted.

PALM SPRINGS HS '02: Selected to All-Desert Valley League first team as a junior and senior... Captured honorable mention as a sophomore... Named team's offensive MVP as a junior, then team MVP as a senior... Also lettered in track & field and soccer... Compiled 3.98 GPA.

PERSONAL: Born April 16, 1984 in Los Angeles, Calif.... Enrolled in exploratory program... Parents are Jeffrey & Barbara Keane.



DANIEL KIM

DEFENSIVE TACKLE • 6-3 • 275 • SENIOR • TRES PIÑOS, CALIF.


2002: Appeared in 10 games, recording 7 total tackles (3 solo, 4 assists)... Teamed up with Ejiro Evero for first career TFL, hitting Grand Valley State's Ryan Brady for a 3-yard loss in season opener... Had season-best 3 assists vs. Sacramento State.

2001: Redshirted.

GAVILAN COMMUNITY COLLEGE: Played two years as linebacker... Named team captain as a senior.

FREMONT HS '98: Starred in tennis and water polo... Played No. 1 singles as a freshman... Advanced to quarterfinal of El Camino League Tournament that year... Went 10-3 as a senior, leading team to league co-championship... Played goalie for water polo team, blocking 80 percent of opposing shots.

PERSONAL: Born Sept. 17, 1980 in Reno, Nev.... Chemistry major... Non-sports heroes are his parents, Kwan Ho and Kyung Suk Kim... Nicknamed "D.K."... Lists Pete Sampras as his sports hero... If he could gather three historical figures at a dinner, he would invite Genghis Khan, King Arthur and William Shakespeare.



AGGIE FOOTBALL SPRING STRENGTH RESULTS - DEFENSIVE LINE

BENCH PRESS

Chris Jones 420
Daniel Kim 395
Jake Mossawir 315

POWER CLEANS

Daniel Kim 340
Kent Sheridan 285
Daniel Llanes 275

PARALLEL SQUATS

Daniel Kim 515
Chris Jones 435
Jake Mossawir 435
Nick Buich 435

THREE-LIFT TOTAL

Daniel Kim 1,250
Chris Jones 1,105
Nicholas Buich 1,000

VERTICAL JUMP

Kent Sheridan 32.5
Daniel Kim 30.0
Tyler Birkley 29.5

AARON LATZKE

DEFENSIVE END • 6-3 • 240 • SENIOR • SANTA CRUZ, CALIF.

2002: Started all 12 games at right end... Finished 8th on tackles chart with 40 total (15 solo, 25 assists)... Was 2nd on team with 10.0 TFLs (7 solo, 6 assists) for 34 yards... Posted 3.0 sacks for 21 yards... Had 16 total tackles, 5.0 TFLs and 2.5 sacks in first two weeks... Credited for forced fumble, relieving Grand Valley State's Curt Anes on a 7-yard sack... Recovered a Dan Reece-induced fumble of Western Washington's Michael Westbrook.

2001: Did not play.

2000: Appeared in 12 games, tallying 30 total tackles (11 solo, 19 assists)... Had 3.0 TFLs (2 solo, 2 assists) for 30 yards, including 2.0 sacks for 17 yards... Had season-best 3-3-6 line vs. Western Oregon... Posted 13-yard TFL against Southern Utah, taking down RB Lane Earl in the first series of the 4th quarter... Recorded first career interception in NCAA semi-


final vs. Bloomsburg.

1999: Redshirted.

BELLARMINE PREP

'99: Lettered three years, helping team to 27-9 record and two West Catholic Athletic League titles... Earned first team All-WCAL and All-Central Coast Section accolades... Also participated in track, running the 300 hurdles and the quarter.

PERSONAL: Born Oct. 31, 1980 in Gilroy, Calif.... Mechanical engineering major, hopes to design fuel-efficient automobile engines... Parents are Paul & Marcia Latzke... Sister, Brooke, played basketball at UC Davis... Would title his autobiography, "Space To Singularity in 2.4 Seconds"... Enjoys flying radio-controlled airplanes.



LATZKE GAME-BY-GAME STATS

2000	UT	AT	TT	TFL	Sack	2002	UT	AT	TT	TFL	Sack
HIGHLANDS	0	1	1			at Grand Valley	4	4	8	2.5-10	1.0-7
E. OREGON	1	2	3			ABILENE CHRISTIAN	3	5	8	2.5-11	1.5-8
at West Chester		DNP				NORTH DAKOTA ST.	0	0	0		
at Saint Mary's	2	1	3			at Western Oregon	0	2	2	0.5-4	0.5-4
at W. Oregon	3	3	6	0.5-4	0.5-4	SAC STATE	0	2	2		
SOUTHERN UTAH	2	1	3	1.0-13		at Humboldt	1	1	2	1.5-5	
at Cal Poly	0	0	0			at Cal Poly	0	1	1		
SAC STATE	0	4	4	0.5-5	0.5-5	SAINT MARY'S	2	3	5		
at Central Wash.	2	0	2	1.0-8	1.0-8	at Central Wash.	1	3	4	0.5-1	
at Western Wash.	0	0	0			at Western Wash.	2	0	2	1.0-1	
CHADRON STATE	0	2	2			at Central Wash.	1	2	3		
MESA STATE	1	4	5			at TAM-Kingsville	1	2	3	1.5-2	
BLOOMSBURG	0	1	1								
Totals	11	19	30	3.0-30	2.0-17	Totals	12	25	40	10.0-34	4.0-19

BRAD LEKKERKERKER


OFFENSIVE TACKLE • 6-7 • 330 • SENIOR • CHINO, CALIF.

2002: Appeared in all 12 games at right tackle, starting both playoff outings for Mike Gross.

CHAFFEY COMMUNITY COLLEGE: Earned JC Grid-wire All-America distinction as a sophomore... Ranked among the nation's top 101 JC players by Insiders.com... Earned first team All-Foothill Conference honors both years... Team went 9-2 in 2000, 10-1 in 2001... Entered 2001 season as a preseason All-State pick by JCFootball.com... Played alongside younger brother Cory.

DAMIEN HS '96: Did not participate in sports as a prep.

PERSONAL: Born May 8, 1978 in Chino, Calif.... Majoring in economics... Mother is Patti Lekkerkerker... Younger brother, Cory, plays left offensive tackle.



CORY LEKKERKERKER

OFFENSIVE TACKLE • 6-6 • 315 • JUNIOR • CHINO, CALIF.

2002: Redshirted.

CHAFFEY COMMUNITY COLLEGE: Earned second team All-Foothill Conference honors as a sophomore... Team went 9-2 in 2000, 10-1 in 2001... Played alongside older brother, Brad.

DAMIEN HS '00: Earned first team All-Sierra Foothill League honors as a senior.

PERSONAL: Born July 25, 1981 in Upland, Calif.... Economics major... Mother is Patti Lekkerkerker... Older brother, Brad, will anchor the opposite end of the offensive line.



ANTAR MAHASIN

RUNNING BACK • 5-8 • 195 • SENIOR • DALY CITY, CALIF.

2000: Redshirted.

LANEY COLLEGE: Eclipsed 1,000-yard milestone as a kick returner in 1998... Broke for more than 900 yards as a sophomore in 1999 to go with 1,000-plus rushing yards (236 carries).

TERRA NOVA HS '98: Enjoyed prolific three-year career, earning All-Bay League honors three times... Rushed for 1,629 yards as a sophomore (ranked 25th in state), 1,734 as a junior and 1,200 as a senior... Attended Jefferson HS as a freshman.

PERSONAL: Born Sept. 26, 1980 in San Francisco, Calif.... Majoring in African-American & African studies... Oldest of five siblings of Ricardo Walls & Leila Walker... Married, wife's name is Maisha Morrow.




SCOTT MALLERY

OFFENSIVE LINE • 6-2 • 250 • FRESHMAN • RESCUE, CALIF.

2002: Redshirted.

OAK RIDGE HS '02: Two-year captain... Won All-Sierra Valley Conference and all-city honors... Voted as team MVP... Also played rugby... Selected to Northern California rep-side team that played in national championship... Voted Forward of the Year.

PERSONAL: Born Apr. 2, 1984 in Redding, Calif.... History major... Career highlight was playing in the Sac-Joaquin Section championship game... Says the best athletes he's faced were in the Optimist All-Star game.



MARC MANFREDDA

CENTER • 6-3 • 300 • JUNIOR • EUREKA, CALIF.


2002: ALL-INDEPENDENT FOOTBALL ALLIANCE HONORABLE MENTION... Won team's T. PALMER MOODY AWARD as outstanding sophomore... Started all 12 games at right guard... Backed up Chris Maben at center, where he will move for 2003 season.

2001: Started six games, including NCAA quarterfinal and semifinal.

2000: Redshirted... Co-winner of team's GEORGE BELENIS AWARD for outstanding redshirt.

ST. BERNARD'S HS '00: Selected to the *Eureka Times-Standard* All-Star team in 1998 and 1999... Two-time All-Humboldt County pick, leading team to combined 30-4 record in those two seasons... Named Gridiron Great as a senior... Also a standout in wrestling, golf and track... Finished 3rd in section, 10th at state meet in shot put in his only year as a letterwinner... Placed 8th in county in golf... Finished 4th in county and qualified for section tournament in wrestling – again, in his only year on varsity.

PERSONAL: Born March 8, 1982 in Eureka, Calif.... Dean's List student majoring in community & regional development... Parents are Val & Debbie Manfreda... Avid golfer, would consider joining the excellent Aggie golf team... Favorite facility he's played thus far is the Alerus Center in Grand Forks, N.D.



ANDREW McClURE

DEFENSIVE TACKLE • 6-2 • 245 • SENIOR • YUBA CITY, CALIF.

2002: Played in all 12 games as No. 2 right tackle behind Josh Vavao... Posted 7 total tackles (3 solo, 4 assists), including 2.5 sacks for 18 yards.

2001: Did not play.

2000: Appeared in 5 games as a reserve defensive tackle... Participated in all three postseason games... Credited for 3 total tackles, all assists... Posted first collegiate tackle against Eastern Oregon... Had 0-2-2 line including a tackle-for-loss vs. Southern Utah.


1999: Redshirted.

YUBA CITY HS '99: Earned first team All-Capitol Athletic League offensive honors and second team All-Sac-Joaquin Section defensive honors as a senior... Also made all-area defensive first team by *Marysville Appeal-Democrat*... Selected to All-Delta League first team as a junior... Team went 9-1 in 1998, 7-3 in 1997, making section playoffs each year.

McCLURE CAREER STATS

Year	G	UT	AT	TT	TFL	Sack
2002	12	3	4	7	2.5-18	2.5-18
2001		DNP				
2000	5	0	3	3	0.5-1	
Totals	17	3	7	10	3.0-19	2.5-18

PERSONAL: Born July 24, 1981 in Chico, Calif.... English major... Father, Tim, played football at Stanford and participated in the Rose Bowl... Has travelled extensively, learning numerous languages... Non-sports hero is Bill Clinton.




JASHAUN McCOWAN

CORNERBACK • 5-8 • 162 • JUNIOR • OXNARD, CALIF.

VENTURA COLLEGE: Played two years for coach James Morris... Earned first-team All-Western State Conference and Newcomer of the Year honors as a freshman... Led league with 23 pass break-ups... Also had 49 tackles, 5 TFLs, 4 interceptions and a blocked field goal... Followed that with 62 tackles with 2 picks and 2 fumble recoveries as a sophomore, again earning All-WSC honors.

ST. BONAVENTURE HS '01: Attended three years at Oxnard HS, one at St. B's... Earned second-team all-state and first-team All-Southern Section as a senior, helping lead team to 14-0 record and CIF-SS championship... Made *Los Angeles Times* and Ventura County all-star teams... Compiled 13 interceptions and 32 pass break-ups in two years on varsity... Had 38 tackles, 6 TFL and 2 blocked kicks as a senior... Garnered first-team All-Ventura County and All-Pacific View League distinction as a junior... Made All-Academic team three years.

PERSONAL: Born Apr. 27, 1983 in Oxnard, Calif.... Sociology major... Parents are James McCowan & Tonya Prezzie... Has three cousins who played major college football or in the NFL: Ronney Jenkins (BYU, Oakland Raiders), Keary Colbert (USC) and Lorenzo Booker (Florida State)... Career highlight was making a game-saving tackle in the Ventura County All-Star Game... Stopped a two-point conversion to salvage a 24-23 win and the first West victory in the last 9 years.



MO MORTAZAVI

WIDE RECEIVER • 5-10 • 165 • SENIOR • SAN RAFAEL, CALIF.

2002: Played in 3 games as a reserve... Caught first collegiate pass vs. Humboldt State, a 7-yarder from Andrew Zelinski in the 4th quarter.


2001: Appeared in 4 games, but did not catch a pass.

2000: Appeared in 2 games, but did not catch a pass.

1999: Redshirted.

REDWOOD HS '98: Earned All-Bay Area as a senior, All-Marin County Athletic League as a junior... Led team in receiving, yards and TDs... Twice named team MVP... Voted Most Improved on basketball team as a junior, then selected as team captain as a senior.

PERSONAL: Born July 27, 1980 in Iowa City, Iowa... Pre-med Dean's list student, majoring in exercise biology... Parents are Moji & Hourtash Mortazavi... Moji played for the Iranian national volleyball team... Sports hero is Muhammad Ali, non-sports hero is Ghandi.



JAKE MOSSAWIR

DEFENSIVE END • 6-3 • 250 • JUNIOR • SAN JOSE, CALIF.

2002: Co-winner (with Ryan Flanigan) of COACHES' AWARD as team's most improved player... First defensive lineman to win that award since Alonzo Grant in 1995... Voted Defensive Player of the Week after Humboldt State game... Posted season-best 5 tackles (3-2-5) in that contest... Played in all games except NCAA quarterfinal at Texas A&M-Kingsville... Finished season with 17 total tackles (11 solo, 6 assists), including 5.5 sacks for 40 yards... Also forced a fumble, the result of his 14-yard sack of Sac State's Blake Mori.

2001: Played in 5 games, issuing one tackle... Lone stop was for a 4-yard loss on a passing play to Mark Dreiring of Western Oregon.

MOSSAWIR 2002 GAME-BY-GAME STATS


2002	UT	AT	TT	TFL	Sack
at Grand Valley	2	0	2	1.0- 6	1.0- 6
ABILENE CHRISTIAN	0	0	0		
NORTH DAKOTA ST.	0	0	0		
at Western Oregon	1	2	3	0.5- 3	0.5- 3
SAC STATE	3	0	3	2.0-20	2.0-20
at Humboldt	3	2	5	2.0-11	2.0-11
at Cal Poly	1	1	2	0.5- 2	
SAINT MARY'S	0	0	0		
at Central Wash.	1	0	1		
at Western Wash.	0	0	0		
at Central Wash.	0	1	1		
at TAM-Kingsville		DNP			
Totals	11	6	17	6.0-42	5.5-40

2000: Redshirted.

BELLARMINE PREP '00: Enjoyed monstrous senior year, earning first-team distinction for All-Central Coast Section, All-West Catholic Athletic League, All-Mid-Peninsula, *San Francisco*

Examiner All-Metro and All-*San Jose Mercury News* teams... Recorded 103 tackles as a linebacker... Also named Most Valuable Linebacker in the WCAL and team's defensive MVP... Starter in the Charlie Wedemeyer All-Star Game (for Silicon Valley area)... Helped basketball team to undefeated season and league title in 1997.

PERSONAL: Born Nov. 23, 1981 in San Jose, Calif.... Dean's List student, majoring in political science... Parents are Mark & Marcy Mossawir... Marcy is assistant A.D. at Bellarmine... Best athlete he's faced is Tab Perry, now a receiver at UCLA... Among his non-sports heroes is his brother, Ben, a graduate student at Stanford.




TIM NELSON

MIDDLE LINEBACKER • 6-0 • 223 • FRESHMAN • DIXON, CALIF.

2002: Redshirted.

DIXON HS '02: Named All-Superior California Athletic League first team and Linebacker of the Year... Posted 193 tackles to lead the Sacramento Valley... Voted as team's defensive MVP... Participated in the Optimist All-Star Game... Four-year Honor Roll member.

PERSONAL: Born May 23, 1983 in Dixon, Calif.... Communication major... Parents are Tom & Lori Nelson... Lists Tom as his non-sports hero, Walter Payton as his sports hero... Favorite facility he's played is University of Oregon's... Would amend his sport by requiring all offensive lineman to weigh less than 250 pounds.




CLAYTON O'KANE

OUTSIDE LINEBACKER • 6-2 • 200 • FRESHMAN • ALTADENA, CALIF.

2002: Co-winner (with Tony Kays) for team's GEORGE BELENIS AWARD as outstanding redshirt... Named Scout Defense Player of the Week after North Dakota State game.

ST. FRANCIS HS '02: Earned All-Mission League honors in football (as a linebacker) and track & field (relay team).

PERSONAL: Born Apr. 16, 1984 in Pasadena, Calif.... Has not declared a major... Oldest of four children of Brian & Kathy O'Kane.



JESSE OLIVA


WIDE RECEIVER • 5-10 • 180 • JUNIOR • TUOLUMNE, CALIF.

2002: Returned from preseason injury to appear in 9 games, mostly on special teams... Lone punt return was for 5 yards vs. Humboldt State... Lone kickoff return was 12-yarder at Western Washington.

2001: Appeared in 8 games, primarily on special teams... Posted 3 punt returns for minus-4 yards.

SUMMERVILLE HS '00: Earned All-Mother Lode League honors in football, basketball and baseball... Helped lead hoop team to 23-10 record and league title... Averaged 15.3 points per game as a point guard... Batted .420 as a shortstop in baseball... Captured first-team all-league in football... Once scored 4 TDs in a game.

PERSONAL: Born Apr. 23, 1982 in San Jose, Calif.... Economics major... Parents are Mike Oliva & Diana Eveleth... Older brother, Mike, holds numerous UC Davis receiving records and signed a free-agent contract with the New York Jets in 2003.



TOM PARISI


OUTSIDE LINEBACKER • 6-1 • 218 • JUNIOR • ROCKLIN, CALIF.

2002: Appeared in 11 games as a backup Willie linebacker... Made 15 total tackles (5 solo, 10 assists), including 0.5 TFLs for 3 yards... Teamed up with Andrew McClure for a 6-yard sack of Humboldt State's Aaron Currell... Posted first career interception, nabbing Denny Bies' pass in the 2nd quarter vs. Western Oregon... Pick was one of two by Aggies in a 60-second span... Had season-best 1-2-3 tackles line twice – vs. Abilene Christian and Humboldt.

2001: Participated in 8 games as a reserve... Recorded 4 total tackles (2 solo, 2 assists), including one for a loss of 2 yards... Lone TFL came against Central Washington's Ryan Adkins in the 4th quarter.

2000: Redshirted... Co-winner of GEORGE BELENIS AWARD as outstanding redshirt.

ROCKLIN HS '00: Starred in football and track & field... Named All-Sierra Foothill League and made Optimist All-Star Game as a senior... Also voted as team's defensive MVP... Won SFL title in discus, setting school record with 156-3 effort... Competed in shot, discus and sprints... Coached by former Aggie offensive lineman Matt Eckman... Contributed 100 hours of community service coaching area youth... Attended Boys' State.



PERSONAL: Born July 6, 1982 in New Jersey... Sociology major... Parents are Charles & Debra Parisi... Charles competed in track for Fairleigh Dickinson (N.J.)... Sports heroes are Lawrence Taylor and Dick Butkus... Non-sports heroes are his parents... Among his life's ambitions: he hopes to meet Elizabeth Hurley.

PARISI 2002 GAME-BY-GAME STATS

2002	UT	AT	TT	2002	UT	AT	TT
at Grand Valley		DNP		SAINT MARY'S	0	1	1
ABILENE CHRISTIAN	1	2	3	at Central Wash.	0	2	2
NORTH DAKOTA ST.	1	0	1	at Western Wash.	0	0	0
at Western Oregon	1	1	2	at Central Wash.	0	2	2
SAC STATE	0	0	0	at TAM-Kingsville	0	0	0
at Humboldt	1	2	3				
at Cal Poly	1	0	1	Totals	5	10	15

THE ORIGIN OF AGGIES

Ah, the length one will go to become an Aggie. The following players have traveled the farthest from their hometown or birthplace. (Mileage shown is from city to city, as the crow flies.)

From Hometown

Lewis Burkhart - Lake Oswego, Ore. (476 mi.)
 Andy Zelinski - Spokane, Wash. (666 mi.)
 John Downs - Republic, Mo. (1,543)

From Birthplace

Lewis Burkhart - St. Paul, Minn. (1,535 mi.)
 Mo Mortazavi - Iowa City, Iowa (1,606)

Nevan Bergan - Houston, Texas (1,619)
 Kyle Skierski - Detroit, Mich. (2,035)
 Josh Holloway - Marion, Ohio (2,050)
 Naveen Daftari - Snellville, Ga. (2,117)
 Tom Parisi - Denville, N.J. (2,492)
 Michael Penna - Albany, N.Y. (2,503)
 Ejiro Evero - Colchester, Essex, U.K. (5,325)
 Kevin Freeman - The Philippines (approx. 7,000)

JUSTIN PATTERSON

OUTSIDE LINEBACKER • 5-11 • 210 • SENIOR • SANTA ANA, CALIF.



2002: SECOND TEAM ALL-INDEPENDENT FOOTBALL ALLIANCE... Started all 12 games at Willie linebacker spot... Finished 7th on team tackles chart with 42 total (18 solo, 25 assists)... Also had 9.5 TFLs (7 solo, 5 assists) for 37 yards, including 2.5 sacks for 14 yards... Added 3 pass break-ups and a forced fumble... Scored 2 defensive TDs, both coincidentally for 66 yards... First was an interception of a Mike Baird pass at Western Oregon to open the 4th quarter... Return was longest by any Aggie since DeShá Runnels returned a pick 83 yards in 1998... Second TD came one week later off a fumble in the Causeway Classic... Grabbed loose ball after B.J. Brust sacked QB Ryan Leadingham, reminiscent of his 67-yard return against Bloomsburg two years before.

2001: Appeared in first 9 games before a fractured left leg ended his season... Despite abbreviated season, finished 5th among linebackers with 30 total tackles (19 solo, 11 assists)... Had 5 tackles for losses of 25 yards, including 3.0 sacks for 19 yards... One of five Aggies credited with a forced fumble against Sacramento State... Also recovered a fumble vs. Abilene Christian... Recorded 2 passes defended... Selected as team's Special Teams Player of the Week in opener at New Mexico Highlands... Posted career-best line of 6-1-7 vs. Western Oregon.

2000: Defensive recipient for team's MIKE WISE AWARD as outstanding freshman... Made his Aggie debut by intercepting a pass and returning it 23 yards for a TD... Finished T10th on tackles chart with 37 tackles (13 solo, 24 assist)... Also had 4 tackles for losses of 30 yards, including 3 sacks... Posted 2 INTs, against New Mexico Highlands (23-yd TD return) and Chadron State (30-yd return)... Scored 2nd TD on a 67-yd fumble return at the end of the third quarter vs. Bloomsburg in the NCAA semifinal.

1999: Redshirted.

MATER DEI HS '99: Named first team All-South Coast League as a junior for national powerhouse... Voted Linebacker of the Year... Team went 26-2 in his two years, won Southern Section D-I championship and was ranked 2nd nationally by *USA Today* in 1998... Also a standout in golf... Finished 3rd in league as a sophomore and senior, reaching Southern Section tournament both years... Honor Roll student.


PERSONAL: Born Mar. 20, 1981 in Newport Beach, Calif.... English major... Parents are David & Adele Patterson... David played football for Hawaii... Uncle is Mike Mack, a professional water skier... Brother-in-law Travis Claridge plays for Atlanta Falcons... Sports heroes are Bo Jackson and Emmitt Smith... Lists his sister, Tiffany, as his non-sports hero... Chose UC Davis for its players, coaches and winning percentage... Career highlight was intercepting a pass for a TD for his first college play.

PATTERSON GAME-BY-GAME STATS

2000	UT	AT	TT	TFL	Sack	2001	UT	AT	TT	TFL	Sack	2002	UT	AT	TT	TFL	Sack
HIGHLANDS	1	2	3			at Highlands	2	1	3			at Grand Valley	1	3	4	1.0-3	
E. OREGON	2	4	6			at Abilene	1	1	2			ABILENE CHRISTIAN	1	5	6	1.0-2	0.5-2
at West Chester	2	2	4			W. OREGON	6	1	7	0.5-4	0.5-4	NORTH DAKOTA ST.	0	1	1		
at Saint Mary's	1	1	2	1.0-5	1.0-5	at Humboldt	1	2	3			at Western Oregon	1	2	3	1.0-5	
at W. Oregon	2	1	3			at Saint Mary's	2	2	4			SAC STATE	3	3	6	2.0-13	1.0-8
SOUTHERN UTAH	1	4	5			NORTHRIDGE	1	0	1	1.0-6		at Humboldt	0	1	1	0.5-1	
at Cal Poly	0	1	1			CAL POLY	2	3	5	0.5-2	0.5-2	at Cal Poly	4	1	5		
SAC STATE	1	1	2			at Sac State	3	1	4	1.0-6	1.0-6	SAINT MARY'S	0	2	2	0.5-2	
at Central Wash.	0	1	1	0.5-5	0.5-5	CENTRAL WASH.	1	0	1	1.0-7	1.0-7	at Central Wash.	3	1	4	1.0-4	1-4
at Western Wash.	0	0	0			WESTERN WASH.	DNP					at Western Wash.	3	1	4	2.0-5	
CHADRON STATE	2	3	5	1.0-12	1.0-12	at TAM-Kingsville	DNP					at Central Wash.	2	2	4		
MESA STATE	1	3	4			TARLETON	DNP					at TAM-Kingsville	0	3	3	0.5-2	
BLOOMSBURG	0	1	1	0.5-8	0.5-8	at North Dakota	DNP										
Totals	13	24	37	3.0-30	3.0-30	Totals	19	11	30	4.0-23	3.0-19	Totals	18	25	43	9.5-37	2.5-14

RYAN PAYNE

LINEBACKER • 6-0 • 215 • SOPHOMORE • SONOMA, CALIF.



2002: Did not play.

2001: Redshirted.

SONOMA VALLEY HS '01: Named Sonoma County League and Redwood Empire Defensive Player of the Year as a senior... Recorded more than 130 tackles... Selected to all-state first team... Helped lead team to a 9-2 record and SCL title in 2000.

PERSONAL: Born Feb. 19, 1983 in Marin, Calif.... Organizational studies major... Parents are Richard & Deborah Payne... Advice to youngsters: "Tough times go away, tough people don't."

MICHAEL PENNA

CORNERBACK • 6-1 • 180 • JUNIOR • APTOS, CALIF.

2002: Appeared in all 12 games at cornerback... Recorded 16 total tackles (11 solo, 5 assists)... Scored first collegiate TD vs. Sacramento State... Recovered ball after Dan Elbanna blocked Paul Kerr's punt, returned it 10 yards for score... Posted season-best 4-2-6 tackles chart at Western Oregon... Voted Special Teams Player of the Week after North Dakota State game.

2001: Played in 7 games as a reserve... Credited with 5 total tackles (2 solo, 3 assists).


2000: Redshirted.

PENNA GAME-BY-GAME STATS

2002	UT	AT	TT	2002	UT	AT	TT
at Grand Valley	1	1	2	SAINT MARY'S	1	0	1
ABILENE CHRISTIAN	0	1	1	at Central Wash.	0	0	0
NORTH DAKOTA ST.	1	1	2	at Western Wash.	0	0	0
at Western Oregon	4	2	6	at Central Wash.	0	0	0
SAC STATE	1	0	1	at TAM-Kingsville	0	0	0
at Humboldt	3	0	3	Totals	11	5	16
at Cal Poly	0	0	0				

APTOS HS '98: Five-sport athlete, lettering in football, track & field, basketball, volleyball and tennis... Served as team captain in football as a senior.

PERSONAL: Born Jan. 3, 1980 in Albany, N.Y... Double-majoring in English and communication... Parents are Michael & Jane Penna... Career highlight was his TD in last year's Causeway Classic... If not for football, would try out for yet another sport at UC Davis: lacrosse.



24

AARON PLUNKETT

WIDE RECEIVER • 5-10 • 165 • JUNIOR • CHICO, CALIF.


2002: Appeared in 11 games, primarily on special teams... Finished 2nd on Aggies in kickoff returns (13) and yardage (239)... Longest return was 37-yarder to open Causeway Classic, setting up team on Hornet 46... Finished 3-for-75 against Sacramento State.

2001: Played in 4 games on special teams, did not record any stats.

2000: Redshirted.

CHICO HS '00: Started at quarterback for three years, defensive back for four... Started at receiver during his junior season... Nominee for Wendy's High School Heisman award as a senior return specialist... Longest kickoff return was 95 yards, longest punt return was for 80... Played receiver as a junior, hauling in 10 catches for 308 yards... Played basketball for three seasons as a reserve point guard... Hoop team captured Empire Athletic League and Northern Section titles, and advanced to state semifinals in 1998... Set JV track & field records in 4x100 relay (45.0) and long jump (21-4.5)... Also played centerfield for baseball team for three years... Earned Scholar-Athlete of the Week honors from KHSL-TV-12... Honored as NCS Scholar-Athlete.

PERSONAL: Born Feb. 14, 1982 in San Jose, Calif... Sociology and African-American studies double major... Parents are David Plunkett, Sr. & Andrea Biley... David played baseball at Butte College... After graduation, hopes to get master's degree in journalism and sports research and to then teach.



3

TYLER PORTER


DEFENSIVE TACKLE • 6-2 • 258 • FRESHMAN • CARMICHAEL, CALIF.

2002: Redshirted... Voted Scout Defense Player of the Week after Cal Poly game.

UC DAVIS TRACK & FIELD: Finished 2nd on team in shot put with season-best 49-9.0 at Aggie Classic... Other bests were 138-0 in discus and 115-9 in hammer throw.

DEL CAMPO HS '02: Two-year standout in both football and track & field... Earned first-team All-Capital Athletic League honors in football... Also named first-team All-Metro by *Sacramento Bee* and CAL Lineman of the Year as a senior... Captured Sac-Joaquin Section title in shot put as a senior, setting school record (59-3.5)... Won back-to-back CAL shot titles and added discus championship (151-7) as a senior.

PERSONAL: Born June 8, 1984 in Sacramento, Calif... Has not yet declared a major, enrolled in exploratory program... Parents are Jeff Porter & Jody Sassaman.



77

BRANDON QUINN

STRONG SAFETY • 6-2 • 208 • SOPHOMORE • VACAVILLE, CALIF.

2002: Appeared in 4 games, did not record any stats.

2001: Redshirted.

WILL C. WOOD HS '01: Lettered in football, basketball and track & field... Voted MVP as a senior, Most Improved as a junior... Posted 5 interceptions as a defensive back, 5 receiving TDs as a wideout... Three-time recipient of Coaches' Award in track & field, member of 4x400 relay squad that won Sac-Joaquin Section title in 2000... Part of 4x100 team that captured Monticello Empire League banner in 2002... Won Hardest Worker award in basketball... Hoop team went undefeated in 2001, capturing MEL title... Earned All-CIF Scholastic Award (for compiling a 3.5-plus GPA in a championship sport)... Named school's Most Outstanding Athlete.

PERSONAL: Jan. 8, 1983 at Travis AFB, Calif.... Political science major... Parents are Val & Lottie Quinn... Uncle, DeWayne Quinn, played football at UC Davis in early 90s... Best athletes he's faced are Onterrio Smith and Brandon Armstrong... Favorite facility in which he's played is Napa Memorial Stadium; best basketball venue is Arco Arena... Pregame superstition: making sure the uniform looks good because "if you look good, you'll play."



33

RYAN RAMEY

WIDE RECEIVER • 6-2 • 188 • SOPHOMORE • ALTA LOMA, CALIF.


2002: Played in 3 games, primarily on special teams... Had a 30-yard kickoff return to close the 3rd quarter against Humboldt State.

2001: Redshirted.

UC DAVIS TRACK & FIELD: Finished 3rd in triple jump at California Collegiate Athletic Association Championships with season-best 47-3.5.

ETIWANDA HS '01: Enjoyed fine senior season in football, posting 277 receiving yards, 986 rushing yards and 15 touchdowns as a running back; 2 interceptions as a linebacker... Won team's Hatchet Man award... Placed 3rd (47-11) in triple jump at Southern Section meet in 2001... Took 7th in Southern Section Masters that year... Won Mt. Baldy League title in triple.

PERSONAL: Born June 30, 1983 in Rancho Cucamonga, Calif.... Chemical engineering major... Parents are Robert & Rita Ramey... Wears his lucky Sonic The Hedgehog T-shirt under his pads... Best athlete he's faced is Chris Singleton, now of the Oakland As.



9


NATE RAMEZANE

FREE SAFETY • 6-0 • 195 • JUNIOR • LOS GATOS, CALIF.

FOOTHILL COLLEGE: Played wide receiver as a freshman then switched to free safety as a sophomore... Caught 53 passes for 650 yards and 2 TDs in 2000... Posted 87 tackles with 8 interceptions, including a pair of TDs as a sophomore... Team went 17-5 in his two years, winning Silicon Valley Bowl both years... Voted team captain and named first-team All-Coast Conference in 2001... Made All-Academic team every quarter.

LELAND HS '00: Attended Leland only as a senior... Competed for Bellarmine during first three years... Captured first-team All-Blossom Valley Athletic League honors in football, helping lead team to Central Coast Section title as a senior... Recorded 107 tackles and 6 picks on defense and went 25-for-537 with 8 TDs as a receiver... Earned team MVP and was named BVAL Senior of the Year in basketball... Averaged 20 points, 6 assists and 7 rebounds a game that year... Also made section's All-Academic Team... Scored 17 ppg as a sophomore, 10 ppg as a junior at Bellarmine... Helped squad to 27-6 mark and a CCS championship in 1999.

PERSONAL: Born Sept. 13, 1981 in San Jose, Calif.... Communication major... Son of Doug Ramezane... Hails from an athletic family: Doug played basketball at San Jose State; older brother, Brad, wrestled at Southern Oregon; brother-in-law Mike Rodriguez played baseball at Sonoma State... Cites as career highlights winning CCS championships at two different schools in two different sports, and securing Foothill's win over powerhouse San Francisco City College with 14 tackles and 3 pass breakups - including one in the final 30 seconds of play... Hopes to become either a police officer or a firefighter.



21

2003 PROFILES

AGGIE FOOTBALL SPRING STRENGTH RESULTS - QUARTERBACKS

BENCH PRESS	POWER CLEANS	PARALLEL SQUATS	THREE-LIFT TOTAL	VERTICAL JUMP
Ryan Flanigan 275	Ryan Flanigan 245	Chris Saras 355	Ryan Flanigan 870	Andy Zelinski 32.5
Chris Saras 245	Andy Zelinski 245	Ryan Flanigan 350	Chris Saras 825	Ryan Flanigan 32.0
Bryan Lee-Lauduski 230	Chris Saras 225	Andy Zelinski 285	Bryan Lee-Lauduski 755	Chris Saras 30.0

BEN REECE

OUTSIDE LINEBACKER • 5-9 • 193 • SOPHOMORE • PASO ROBLES, CALIF.

2002: Played in all 12 games as a reserve... Compiled 14 total tackles (6 solo, 8 assists)... Recovered a fumble vs. Humboldt State, reeling in an Angelo Caffese-forced fumble on Cody Killingsworth's kickoff return... Posted career-high 4 tackles (2-2-4 line) at Western Oregon.


2001: Redshirted.

PASO ROBLES HS '01: Earned first-team All-Los Padres League honors as a senior... Won honorable mention as a junior... Helped team to 38-4 record and three straight Southern Section Div. X titles... Won William Clarke Memorial Scholarship.

BEN REECE GAME-BY-GAME STATS

2002	UT	AT	TT	2002	UT	AT	TT
at Grand Valley	0	1	1	SAINT MARY'S	0	2	2
ABILENE CHRISTIAN	0	2	2	at Central Wash.	1	0	1
NORTH DAKOTA ST.	1	1	2	at Western Wash.	0	0	0
at Western Oregon	2	2	4	at Central Wash.	0	0	0
SAC STATE	1	0	1	at TAM-Kingsville	0	0	0
at Humboldt	1	0	1				
at Cal Poly	0	0	0	Totals	6	8	14

PERSONAL: Born July 20, 1983 in San Miguel, Calif.... Religious studies major... Parents are Ronald & Caroline Reece... Older brother, Dan, is a junior defensive back for the Aggies... Hopes to become an athletic trainer... Sports hero is Zach Thomas.



43

DAN REECE

STRONG SAFETY • 5-11 • 200 • JUNIOR • PASO ROBLES, CALIF.

2002: Co-winner (with Dusty Apocotos) of team's OUTSTANDING SPECIAL TEAMS PLAYER award... Played in all 12 games, filling in once as a starter (Sacramento State) for A.J. Avila... Finished T11th on final tackles chart with 35 total (21 solo, 14 assists)... Posted first career interception in Causeway Classic, picking off Ryan Leadingham's attempt in the Hornets' final drive... Had 3.5 TFLs for 13 yards, including first career sack in opener... Lone sack came against Grand Valley State, victimizing Curt Anes for 3-yard loss in game's opening series... Also had 2 pass break-ups and a forced fumble during the season... Selected as team's Special Teams Player of the Week after Western Oregon game.

2001: Appeared in 8 games as a reserve, recording 7 total tackles (2 solo, 5 assists)... Had line of 2-2-4 in NCAA first-round game at Texas A&M-Kingsville... Broke up one pass, a Nathan Graham attempt to Jake Roberts in the home win vs. Central Washington.

2000: Redshirted.

PASO ROBLES '00: Earned All-Los Padres League as a junior and senior... Selected as league's Linebacker of the Year and Defensive Player of the Year in 1999... Named All-Southern Section as well... Team posted 25-3 combined record and captured back-to-back section titles during his career... Also a wrestling standout, capturing the league title and advancing to within one match of the CIF state meet as a senior.

DAN REECE 2002 GAME-BY-GAME STATS

2002	UT	AT	TT	TFL	2002	UT	AT	TT	TFL
at Grand Valley	2	1	3	1.0- 3	SAINT MARY'S	1	0	1	
ABILENE CHRISTIAN	0	0	0		at Central Wash.	2	0	2	
NORTH DAKOTA ST.	2	2	4	1.0- 2	at Western Wash.	2	0	2	
at Western Oregon	4	4	8		at Central Wash.	0	2	2	0.5- 2
SAC STATE	5	4	9	1.0- 6	at TAM-Kingsville	1	1	2	
at Humboldt	0	0	0						
at Cal Poly	2	0	2		Totals	21	14	35	3.5-13

PERSONAL: Born Aug. 9, 1981 in Goleta, Calif.... Exercise science major... Parents are Ronald & Caroline Reece... Younger brother, Ben, is a sophomore linebacker with the Aggies... As a kid, pretended to be Barry Sanders – and claims he still does.



1


RYAN SHARP

DEFENSIVE END • 6-1 • 255 • JUNIOR • EUREKA, CALIF.

COLLEGE OF THE REDWOODS: Twice earned first-team Mid-Empire Conference honors as a defensive end... Posted 9 sacks as a freshman then added 6 more as a sophomore... Team went 9-2 in 2001... Earned Vice President honors both years.

EUREKA HS '01: Captured first-team All-Humboldt County accolade as a senior... Recorded 13 sacks that year... Moved from offensive guard as a sophomore to linebacker as a junior to D-line as a senior.

PERSONAL: Born Jan. 18, 1983 in Fortuna, Calif.... Majoring in political science... Parents are Bruce & Susan Sharp... Career highlight was tallying 3 sacks against Healdsburg HS during North Coast Section playoffs... Would change his sport by requiring that all games are played in air-conditioned domes... Presumably will look forward to Aggies' trip to Fargodome.



60

KENT SHERIDAN

DEFENSIVE END • 6-4 • 240 • JUNIOR • GRASS VALLEY, CALIF.


2002: Appeared in 5 games, compiling 3 total tackles (2 solo, 1 assist)... Had 1 sack, hitting Abilene Christian's Colby Freeman for 6 yards in the 1st quarter.

2001: Recorded 1 solo tackle in 4 games... Lone tackle was a 6-yard sack of Western Oregon's Bart Bishop.

2000: Redshirted.

BEAR RIVER HS '00: Won first-team All-Sierra Foothill League honors as a defensive end and second-team distinction as a center – in the same year... Named field MVP on track & field team as a thrower, high jumper and sprinter... Also voted team MVP in swimming... Won Golden State honors in math, chemistry, biology and English... Graduated with highest honors.

PERSONAL: Born May 11, 1982 in Grass Valley, Calif.... Pre-med student, majoring in neurobiology, physiology & behavior (NPB)... Parents are Drs. Richard & Linda Sheridan... Lists his mother as his non-sports hero: "she's the strongest person I know"... Younger brother, Chris, is a redshirt with Aggie football this year... Plans to attend Harvard medical school then to become a plastic surgeon.



CHRIS SHIBEL


PUNTER • 6-3 • 215 • JUNIOR • LOS ANGELES, CALIF.

SCHOOL RECORD WATCH: Has averaged 40.83 yards per punt (104-for-4,246) in two years... Chris Humes set school record of 39.35 from 1989-92.

2002: ALL-INDEPENDENT FOOTBALL ALLIANCE FIRST TEAM... Finished 8th among D-II punters with 41.3 average... Compiled 2,271 yards on 55 punts... Planted 14 inside the opponents' 20-yard lines... Had 6 touchbacks and 3 result in fair catches... Twice selected as team's Special Teams Player of the Week – Grand Valley State and Cal Poly... Booted 63-yarder at Cal Poly to match career best... Added another 50-yarder on next Aggie possession... Had total of 10 punts of 50-plus yards.

2001: Reported to camp as a linebacker, but switched to punter as need arose... Had 49 punts for 1,975 yards, becoming only sixth Aggie in history to average 40 or more yards per punt... Finished 6th among D-II punters during regular season with 42.28 gross average (36-for-1,522)... Had 14 kicks inside the 20-yard line... Posted 6 punts of 50 yards or more, including season-best 63 at Abilene Christian... Other punting stats: 5 were fair caught, 6 resulted in touchbacks, 2 were blocked.

2000: Redshirted.



SHIBEL GAME-BY-GAME STATS

2001						2002					
	Pts	Avg	Lng	TB	I20		Pts	Avg	Lng	TB	I20
at Highlands	2	38.0	43	0	1	at Grand Valley	5	44.6	50	0	1
at Abilene	2	48.5	63	0	0	ABILENE CHRISTIAN	4	39.2	50	0	3
W. OREGON	3	34.0	40	0	1	NORTH DAKOTA ST.	4	40.2	49	0	3
at Humboldt	2	42.5	46	2	0	at Western Oregon	2	38.0	43	0	0
at Saint Mary's	4	35.5	42	0	1	SAC STATE	5	41.0	51	0	2
NORTHRIDGE	1	53.0	53	0	0	at Humboldt	2	48.5	56	0	1
CAL POLY	7	43.6	55	1	2	at Cal Poly	5	45.8	63	1	0
at Sac State	4	40.3	48	0	1	SAINT MARY'S	4	42.0	47	0	0
CENTRAL WASH.	4	44.8	49	1	1	at Central Wash.	5	43.2	52	0	1
WESTERN WASH.	7	46.0	58	1	3	at Western Wash.	6	34.7	52	2	2
at TAM-Kingsville	9	34.7	43	1	3	at Central Wash.	7	41.9	50	2	0
TARLETON	2	34.0	38	0	0	at TAM-Kingsville	6	39.7	56	1	1
at North Dakota	2	36.5	41	0	1						
Totals	49	40.3	63	6	14	Totals	55	41.3	63	6	14

NOTRE DAME HS '00: All-Mission League selection as a tight end...

Once recorded 10 pancake blocks in a game... Also a jumper for the track & field team, finishing third in the triple at Southern Section championships... Also lettered in soccer and basketball.

PERSONAL: Born June 14, 1982 in Glendale, Calif.... Mechanical engineering major... Parents are Steve & Carol Shibel... Avid self-taught bass guitar player who plans to become a rock star if his engineering career doesn't pan out, or vice versa... Lists his mother as his non-sports hero... A former linebacker, would like kickers/punters to make more tackles... As such, he had 2 assisted tackles in 2002.

AGGIE FOOTBALL SPRING STRENGTH RESULTS - KICKERS & PUNTERS

BENCH PRESS	POWER CLEANS	PARALLEL SQUATS	THREE-LIFT TOTAL	VERTICAL JUMP
Chris Shibel 315	Chris Shibel 295	Chris Shibel 335	Chris Shibel 945	Chris Shibel 33.5
Matthew Locklin 245		Matthew Locklin 275		Matthew Locklin 26.5
Dusty Apocotos 225				Dusty Apocotos 24.0


KYLE SKIERSKI

OFFENSIVE TACKLE • 6-5 • 255 • FRESHMAN • TRABUCO CANYON, CALIF.

2002: Redshirted.

SANTA MARGARITA HS '01: Won All-Southern Section honors... Also selected to All-Serra League and All-Orange County teams... Helped team to 14-0 record and section championship in 1997... Gained second-team All-Serra League distinction in baseball.

PERSONAL: Born June 24, 1983 in Detroit, Mich.... Communication major... Parents are Ken & Suzan Skierski... Pretended to be Barry Sanders as a kid... Would like to change football such that offensive tackles score all the touchdowns.



RYAN SMITH


WIDE RECEIVER • 6-3 • 185 • SOPHOMORE • SANTA MARIA, CALIF.

2002: On roster, did not play.

2001: Redshirted.

ST. JOSEPH'S HS '01: Starred in football, basketball and track & field... Swept all-state, All-Southern Section and All-Los Padres League honors as a senior... Pulled in 99 receptions for 1,634 yards to lead all California prep receivers as a senior... Captured all-league honors as a junior, recording 63-for-950 receiving numbers... Selected as LPL Player of the Year in basketball, averaging 16 points, 6 rebounds, 4 assists per game... Led team to 25-8 ledger and Southern Section D-IV title in 1998... Part of school-record 4x100 relay in track.

PERSONAL: Born Apr. 4, 1984 in Fountain Valley, Calif.... Managerial economics major... Parents are Paul & Signe Smith... Caught two TD passes from current NFL quarterback Mark Brunell during a St. Joseph's alumni 7-on-7 game last summer.



ANDY SULLIVAN

CORNERBACK • 6-1 • 203 • JUNIOR • ELK GROVE, CALIF.


2002: Appeared in 5 games as a reserve, recording 2 assisted tackles... Credited for a tackle against Humboldt State and Cal Poly.

2001: Did not play.

2000: Did not play.

LAGUNA CREEK HS '00: Earned all-city and All-Delta League honors in football and basketball... Led both teams to league titles... Basketball team went 26-4 and captured Sac-Joaquin Section banner... Won football's Cardinal Award... Also competed in long jump and triple jump for track & field team.

PERSONAL: Born Oct. 28, 1981 in Sacramento, Calif.... Psychology major... Parents are Christian & Genise Sullivan... Sports highlight was his 80-yard TD catch against local power Elk Grove... Would title his autobiography, "The Life And Times Of A Savage"... Pretended to be Anfernee Hardaway as a young athlete.



Steve Buzzard
Play-by-Play



Doug Kelly
Analyst



Scott Marsh
Sidelines

AGGIE FOOTBALL RADIO NETWORK

UC Davis enters its eighth season on the airwaves of Sports 1140 (KHTK). All home and road games can be heard throughout Northern California. Furthermore, UC Davis' campus station KDVS 90.3 FM will also carry Aggie football, allowing fans to listen in worldwide by accessing www.kdvs.org or www.ucdavisaggies.com.


O.J. SWANIGAN

RUNNING BACK • 5-7 • 172 • SOPHOMORE • ELK GROVE, CALIF.

2002: Co-winner (with Dan Elbanna) of team's MIKE WISE AWARD for outstanding freshman... Appeared in all 12 games, finishing 2nd on team with 491 rushing yards on 106 carries... Scored 6 total TDs (5 rush, 1 receiving)... Compiled season bests of 31 carries and 178 yards in rainy regular-season finale at Western Washington... Voted as team's co-Offensive Player of the Week (along with Elihu Vann) for that game... Combined with Vann for 310 rushing yards, a school single-game record for a tandem... Made lone start the following weekend in NCAA first round at Central Washington, scoring a pair of TDs... First collegiate TD was a 5-yarder in 4th quarter at Grand Valley State... Named as team's Offensive Player of the Week after opener with Lakers... Scored all 5 rushing TDs in road games... Lone receiving TD was a 24-yarder from Ryan Flanigan vs. North Dakota State.

2001: Redshirted.

LAGUNA CREEK HS '01: Three-year captain and team MVP... Earned first team All-Delta League honors... Scholar-Athlete honoree by the Sacramento Chapter of the National Football Foundation & College Hall of Fame... Named second team



13

all-city as a kick returner by the *Sacramento Bee* in 2000.

PERSONAL: Born Oct. 19, 1983 in Sacramento, Calif... Mechanical engineering major... Parents are O.J. & Lesa Swanigan... Full name is Orintheo James Swanigan... Lists Emmitt Smith as his sports hero, his parents as non-sports heroes.

SWANIGAN GAME-BY-GAME STATS

2002	Rush	Yds	TD	Rec	Yds	TD	2002	Rush	Yds	TD	Rec	Yds	TD
at Grand Valley	13	69	1	2	19	0	SAINT MARY'S	3	2	0			
ABILENE CHRISTIAN	12	39	0	2	-4	0	at Central Wash.	1	2	0			
NORTH DAKOTA ST.	8	50	0	1	24	1	at Western Wash.	31	178	1	1	-4	0
at Western Oregon	10	49	1				at Central Wash.	19	48	2	1	10	0
SAC STATE	2	29	0				at TAM-Kingsville	5	21	0	1	0	0
at Humboldt		DNP					Totals	106	491	5	8	45	1
at Cal Poly	2	4	0										

KYLE TARP


CORNERBACK • 5-9 • 180 • SOPHOMORE • SALINAS, CALIF.

2002: On roster, did not play... Made Dean's List... Member of National Society of Collegiate Scholars.

2001: Attended UC Santa Barbara.

PALMA HS '01: Earned All-Monterey Bay League, first-team All-Monterey County and All-Salinas Valley honors as a senior, helping team to Central Coast Section championship... Posted 55 tackles and 4 forced fumbles... Named Most Valuable DB... Team went 21-3-1 in his two years on varsity... Member of National Honor Society, graduated with 3.95 GPA.

PERSONAL: Born July 11, 1983 in Monterey, Calif... Dean's List student majoring in clinical nutrition... Parents are Alan & Diane Tarp, whom he lists as non-sports heroes... Related (once removed) to Joe DiMaggio... His pregame routine: "a cinnamon raisin bagel, a nap, a fruit smoothie and Mobb Deep in my headphones"...



22

ERIC TROGLIA

OFFENSIVE GUARD • 6-4 • 315 • SENIOR • STOCKTON, CALIF.

2002: Started all 12 games at left guard... Has started 25 straight games.


2001: Started all 13 games at left guard.

2000: Played in every game except Western Oregon.

1999: Redshirted.

BEAR CREEK HS '99: Earned All-San Joaquin Athletic Association honors... Named to Lions' All-Star Game... Bench pressed 400 lbs. as a senior... Four-year Honor Roll member.

PERSONAL: Born Oct. 19, 1980 in Stockton, Calif... Majoring in managerial economics... Parents are Roy & Ginny Troglia... Nicknamed "Titanic"... Career plans are to become a certified public accountant.



74


ELLIOT VALLEJO

OFFENSIVE TACKLE • 6-7 • 290 • FRESHMAN • SALINAS, CALIF.

UCLA: Listed on 2002 roster... did not play.

PALMA HS '02: Ranked 32nd nationally and 13th in the West among offensive linemen with three-star rating according to *PacWest Football*... Made *Cal-Hi Sports* All-State first team... Also named to *SuperPrep* Far West team (California, Nevada & Hawaii)... Appeared on *Long Beach Press Telegram* Best In The West second team... Selected for North-South Shrine All-Star game... Helped lead team to Central Coast Section title as a junior... Monterey Bay League's Outstanding Lineman of the Year... Also competed in wrestling, earning Coaches' Award; and track & field, capturing All-MBL honors in discus in 2001.

PERSONAL: Born May 17, 1984 in Monterey, Calif.... Physics major... Parents are Louis & Denice Vallejo... Enjoys refurbishing cars... Hopes to become a mechanical engineer.




SCOTT WILLIAMS

OUTSIDE LINEBACKER • 6-3 • 215 • FRESHMAN • GRANITE BAY, CALIF.

2002: Redshirted.

GRANITE BAY HS '01: Earned first-team All-Sierra Foothill League honors as a senior... Voted as team's defensive MVP... Recorded 85 tackles and 5 sacks as a linebacker... Helped team to 25-1 combined record and back-to-back Sac-Joaquin Section championships, including D-II state title in 2001.

PERSONAL: Born Dec. 31, 1982 in Mesa, Ariz.... Has not declared a major, but on a physical sciences track... Parents are John & Nancy Williams... Older brother, Chris, played tight end for UC Davis and now serves as an assistant coach... Watches the movie *The Program* before every game.




MICHAEL WOLFSON

OFFENSIVE LINEMAN • 6-2 • 290 • JUNIOR • LONG BEACH, CALIF.

EL CAMINO COLLEGE: Played two years... Earned Academic Achievement Award... Honor Roll student both years... Teammate of current Aggie transfer Josh Holloway.

BANNING HS '01: Four-year letterwinner... Twice earned first-team All-Marine League... Selected for three all-star games as a senior, including North-South Shrine All-Star game (California vs. Texas)... Earned National Football Hall of Fame Scholar-Athlete honors... Member of Ephebian Society... Helped lead team to back-to-back city championships... Also competed in track & field, winning Marine League shot put title in 2001.

PERSONAL: Born Oct. 19, 1983 in Long Beach, Calif.... Sociology major.



AGGIE FOOTBALL SPRING STRENGTH RESULTS - OFFENSIVE LINE

BENCH PRESS

Eric Troglia 425
Forest Vance 425
Jeff Anderson 415

POWER CLEANS

Forest Vance 340
Scott Mallery 295
Eric Troglia 285

PARALLEL SQUATS

Forest Vance 535
Jeff Anderson 500
Eric Troglia 435

THREE-LIFT TOTAL


Forest Vance 1,300
Jeff Anderson 1,170
Eric Troglia 1,145

VERTICAL JUMP

Forest Vance 31.5
Eric Troglia 27.0
Scott Mallery 26.5
Cory Lekkerkerker 26.5

JASON YÄKLICH

WIDE RECEIVER • 6-4 • 195 • SOPHOMORE • ROCKLIN, CALIF.



82

2002: Made Aggie debut in Humboldt State game... Did not catch a pass.


ARIZONA STATE: Attended one semester only... Did not play.

ROCKLIN HS '01: Earned first-team All-Sierra Foothill League and second-team all-city honors as a senior... Added Offensive Player of the Year distinction and participated in Optimist All-Star game... Finished 2nd in receiving in SFL as a junior... Won team's Thunder Award as a sophomore... Also a standout in basketball, earning second-team All-SFL honors as a senior and honorable mention as a junior... Helped team to 32-4 ledger and Sac-Joaquin Section title as a senior... Selected as team's Defensive Player of the Year in 1999... Member of National Honor Society.

PERSONAL: Born Aug. 19, 1982 in Sacramento, Calif.... Sociology major... Oldest of three sons of Mark & Tina Yäcklich... Part of his pregame routine includes listening to Phil Collins' hit "In The Air Tonight"... Considering careers as a stockbroker, teacher or coach.

BILLY ZEIER

WIDE RECEIVER • 6-2 • 200 • SENIOR • RICHMOND, CALIF.



10

2002: Won team's JIM FERRIER AWARD as outstanding transfer... Played in all 12 games as a reserve... Hauled in 6 passes for 62 yards on the year, all against Central Washington... Was 4-for-36 in first meeting, 2-for-26 in NCAA playoff matchup... First Aggie reception was a 12-yarder from Kenny Kearns in 3rd quarter... Also rushed for 13 yards on 2 carries in the regular-season version.

2001: Earned team's GEORGE BELENIS AWARD as outstanding redshirt.


LANEY COLLEGE (1998 & 1999): Selected as team MVP as a freshman, then was a finalist for team's Back of the Year in 1999... Passed for more than 4,000 yards and 35 TDs during his two seasons... Also played baseball, batting .320 as a sophomore... Was drafted by the Oakland A's in the 45th round of the 1999 Amateur Draft (same draft class as Barry Zito).

ALBANY HS '98: Three-sport standout... Two-year letterwinner in football, playing quarterback and strong safety... Threw 19 TD passes and rushed for 6 more as a junior... Followed with 17 passing and 4 rushing TDs as a senior... Compiled more than 3,000 career passing yards... Had 150 career tackles... Voted as team captain and team MVP each year... Also a two-year captain in baseball, batting .432 with 6 homers, 28 RBI, 20 steals as a senior; .450 with 4 HRs, 30 RBI and 25 steals as a junior... Played one year of basketball, earning Most Inspirational... Averaged 9 points, 9 rebounds and 3 steals per game as a senior.

PERSONAL: Born Feb. 12, 1980 in Richmond, Calif.... Communication major... Parents are Kevin & Elizabeth Zeier, whom he lists as his non-sports heroes... Cousin Larry Slagle played for UCLA and later the Winnipeg Blue Bombers of the Canadian Football League... Proudest personal accomplishment was being requested by his family to speak at his grandfather's funeral... Career sports highlight was his 1999 selection by the Oakland A's in the Amateur Draft.

ANDREW ZELINSKI

QUARTERBACK • 6-1 • 200 • JUNIOR • SPOKANE, CALIF.



14

2002: Appeared only in Humboldt State win... Threw one pass in the game, a 7-yarder to Mo Mortazavi in game's final series.

UC BERKELEY (2000 & 2001): On roster, did not play... Transferred to College of the Canyons.

MEAD HS '00: Finished 2nd on school's career passing list with 2,953 yards... Threw for 1,761 yards as a senior, also 2nd in record book... Went for 350 yards and 4 TDs in a playoff overtime win.

PERSONAL: Born Feb. 14, 1982 in Spokane, Wash.... Majoring in mechanical engineering... Parents are Rick & Kris Zelinski.

AGGIE FOOTBALL SPRING STRENGTH RESULTS - RECEIVERS

BENCH PRESS	POWER CLEANS	PARALLEL SQUATS	THREE-LIFT TOTAL	VERTICAL JUMP
Ryan Ramey 325	Ryan Ramey 285	Billy Zeier 385	Billy Zeier 980	Aaron Plunkett 33.5
Billy Zeier 315	Billy Zeier 280	Kevin Freeman 350	Ryan Ramey 945	Tony Kays 33.0
Jason Yäcklich 305	Bryan Hamm 275	Jason Yäcklich 340	Jason Yäcklich 925	Ryan Smith 33.0
	Jason Yäcklich 275			Billy Zeier 33.0
				Jason Yäcklich 33.0

J.P. BELLOTTI**#41 • TE • 6-3 • 230 • Los Gatos, Calif.**

Two-time All-West Catholic Athletic League honoree at St. Francis HS... Ranked among top 20 tight ends in the West region by *Cal-Hi Sports*... Won All-WCAL honorable mention in basketball... Also was a Central Coast Section meet qualifier in 4x400 relay... Born June 9, 1984 in Los Gatos.

CHRIS BUCK**#38 • OLB • 5-11 • 201 • Fair Oaks, Calif.**

Helped Jesuit HS to Sac-Joaquin Section title... Twice made *Sacramento Bee* All-Metro first team... Also captured first-team All-Delta League honors as a running back... All-State Special Mention by Cal-Hi Sports... Rushed for 1,123 yards and 24 TDs on offense; 73 tackles, 2 INTs and 2 sacks on defense... Born Mar. 11, 1985 in Sacramento, Calif.

MICHAEL CALHOUN**#37 • LB • 6-3 • 210 • Los Angeles, Calif.**

Earned second-team All-Mountain View League honors at Centennial HS... Recorded 105 total tackles (30 solo, 75 assists) and 4 sacks as a senior linebacker... Helped team to Southern Section Div. V titles in 2000 and 2002... Chemistry major... Born July 17, 1985 in Harbor City, Calif.

CHRIS CARTER**#50 • LB • 6-2 • 230 • San Diego, Calif.**

Won first-team All-Harbor League honors for Clairemont HS... Named offensive MVP... Three-year letterwinner in both football and baseball... Born May 2, 1985 in San Diego... Managerial economics major.

NELSON DORIS**#44 • RB • 6-0 • 205 • Carmichael, Calif.**

Won first-team All-Capitol Athletic League honors at Rio Americano HS... Graduated in 2002... Compiled 1,271 total yards as a senior team captain... Born Sept. 26, 1984 in Carmichael.

STEPHEN DUNIGAN**#61 • DT • 6-1 • 265 • Manteca, Calif.**

Lettered in football and track at Manteca HS... Helped lead team to Sac-Joaquin Section title... Named second-team All-Underclassmen by Cal-Hi Sports... All-state, all-area, all-district and all-league honoree... Born July 14, 1985 in French Camp, Calif.

STEVE GUNSCH**#66 • OL • 6-5 • 260 • El Dorado Hills, Calif.**

Earned first-team All-Delta League and *Sacramento Bee* All-Metro honors for Jesuit HS... Helped team to Sac-Joaquin Section championship... Born Dec. 1, 1984 in Fremont, Calif... Civil engineering major.

ANZANIA-LIN JACKSON**#72 • DE • 6-4 • 215 • Ferndale, Calif.**

Captured back-to-back All-Humboldt County honors in both football and basketball... Also a sprinter/thrower for track & field team, winning Little Four Conference title and finishing 6th in North Coast Section in 400-meter dash... Born May 18, 1985... Majoring in African-American studies.

MARCUS McCLIMAN**#39 • RB • 5-10 • 165 • Fontana, Calif.**

Won first-team all-state and All-Southern Section honors as a senior at Kaiser HS... Twice won All-CIF-SS distinction... Three-time All-Sunkist League selection... Rushed for 2,030 yards on offense and posted 175 tackles and 9 INTs in last two years... Born Aug. 25, 1985 in Long Beach, Calif.

CHRIS MILLER**#46 • WR • 6-3 • 202 • San Clemente, Calif.**

Lettered in football and basketball at San Clemente HS... Twice earned All-Southern Section honors... Named Offensive MVP of South Coast League... Set nine school records, including receptions (147) and yards (1,300)... Played in North-South Shrine All-Star Game... Born Mar. 4, 1985 in Mission Viejo, Calif.

MATTHEW NGWUN**#59 • DL • 6-2 • 275 • Torrance, Calif.**

Captured first-team All-Pioneer League distinction as a senior team captain for Torrance HS... Also lettered in track & field, setting school discus record as a junior... Finished 2nd at Bay League meet in 2003... Born Nov. 2, 1985 in Torrance... Majoring in economics.

TIM PLOUGH**QB • 6-2 • 205 • Ramona, Calif.**

Captured All-Valley League and All-North County honors as a senior at Ramona HS... Set school career records of 312 completions and 5,005 passing yards... National Football Foundation Hall of Fame member... Drafted in 32nd round by Los Angeles Dodgers in 2003 amateur baseball draft... Born June 24, 1985 in San Diego.

CHRIS STUMPF**#36 • WR • 5-10 • 180 • Arcata, Calif.**

Three-sport standout at Arcata HS, lettering in football, track & field and basketball... Won first-team All-Del Norte League honors as a senior... Key stats: 68-for-502 rushing, 25-for-577 receiving with 14 total TDs in 2002, 167-for-408 receiving in 2001... Earned *Cal-Hi Sports* All-State Special Mention... Born Jan. 3, 1985 in Arcata.

STEVEN URRUTIA**#70 • OL • 6-4 • 260 • Culver City, Calif.**

Named All-Pioneer League and All-Southern Section as a senior at El Segundo HS... Voted team co-MVP lineman... Helped team to league title and 10-2 record... Born Feb. 10, 1985 in Los Angeles, Calif.... Animal biology major.

2003 NUMERICAL ROSTER

AS OF AUGUST 12, 2003

No.	Player	Pos.	Ht.	Wt.	Yr.	Hometown	Previous School(s)	Major
1	Dan REECE	SS	Jr.	5-11	200	Paso Robles, Calif.	Paso Robles HS '00	Exercise Science
2	Andy SULLIVAN	CB	Jr.	6-1	203	Elk Grove, Calif.	Laguna Creek HS '00	Psychology
3	Aaron PLUNKETT	WR	Jr.	5-10	165	Chico, Calif.	Chico HS '00	Sociology
4	Jon BARRAGAN	QB	Sr.	5-10	165	San Jose, Calif.	Oak Grove HS '99	Economics
5	Jesse OLIVA	WR	Jr.	5-10	180	Tuolumne, Calif.	Summersville HS '00	Economics
6	Kevin FREEMAN	WR	Jr.	5-8	167	Oceanside, Calif.	Oceanside HS '00	Communication
7	Derick DANIELS	CB	So.	6-0	195	North Highlands, Calif.	Roseville HS '01	Managerial Economics
8	Ejoro EVERO	FS	Sr.	6-0	195	Rancho Cucamonga, Calif.	Alta Loma HS '98	Managerial Economics
9	Ryan RAMEY	WR	So.	6-2	188	Alto Loma, Calif.	Etiwanda HS '01	Chemical Engineering
10	Billy ZEIER	WR	Sr.	6-2	200	Point Richmond, Calif.	Laney College/Albany HS '98	Sociology
13	O.J. SWANIGAN	RB	So.	5-7	172	Elk Grove, Calif.	Laguna Creek HS '01	Mechanical Engineering
14	Andrew ZELINSKI	QB	Jr.	6-1	200	Spokane, Wash.	UC Berkeley/Mead HS '00	Mechanical Engineering
15	Ryan FLANIGAN	QB	Sr.	6-5	230	Carmichael, Calif.	Rio Americano HS '99	Political Science
16	Jashaun McCOWAN	CB	Jr.	5-8	162	Oxnard, Calif.	Oxnard HS '01	Sociology
17	Luis AMARAL	FS	RFr.	6-3	200	Salinas, Calif.	Palma HS '02	Economics
19	Brandon GILMORE	WR	Jr.	6-2	190	Alto Loma, Calif.	Mt. San Antonio College/Etiwanda HS '00	Managerial Economics
20	Justin PATTERSON	OLB	Sr.	5-11	210	Santa Ana, Calif.	Mater Dei '99	English
21	Nate RAMEZANE	FS	Jr.	6-0	195	Las Gatos, Calif.	Foothill College/Bellarmino Prep '00	Communication
22	Kyle TARP	CB	So.	5-9	180	Salinas, Calif.	Palma HS '01	Clinical Nutrition
23	Dan ELBANNA	MLB	So.	5-11	210	Walnut Creek, Calif.	Las Lomas HS '01	Exercise Science
24	Michael PENNA	CB	Sr.	6-1	180	Aptos, Calif.	Aptos HS '98	English
25	Sam PANENO	Retired Number						
26	Nevan BERGAN	CB	RFr.	5-10	168	San Diego, Calif.	Hoover HS '02	Undeclared
27	Tom PARISI	OLB	Jr.	6-1	218	Rocklin, Calif.	Rocklin HS '00	Sociology
28	Lewis BURKHART	OLB	Jr.	6-1	235	Lake Oswego, OR	Lakeridge HS '01	Political Science
29	Jerron CANNON	RB	Jr.	5-9	180	La Habra, Calif.	Sonora HS '00	Sociology
30	Jonathan BARSJ	FS	RFr.	6-0	195	Los Altos, Calif.	St. Francis HS '02	Applied Physics
31	A.J. AVILA	SS	Sr.	6-3	210	Seaside, Calif.	Seaside HS '99	Sociology
32	Angelo CAFFESE	CB	Jr.	5-8	160	Lodi, Calif.	Tokay HS '00	Economics
33	Brandon QUINN	SS	So.	6-2	208	Vacaville, Calif.	Will C. Wood HS '01	Political Science
34	Jared FERRARI	RB	Jr.	6-0	201	Sacramento, Calif.	El Camino HS '00	Civil Engineering
35	Antar MAHASIN	RB	Sr.	5-8	195	Daly City, Calif.	Jefferson HS '98	African-American Studies
36	Chris STUMPF	WR	Fr.	5-10	185	Arcata, Calif.	Arcata HS '03	Undeclared
37	Mike CALHOUN	LB	Fr.	6-3	210	Los Angeles, Calif.	Centennial HS '03	Chemistry
38	Christopher BUCK	OLB	Fr.	5-11	201	Fair Oaks, Calif.	Jesuit HS '03	Exploratory
39	Marcus McCLIMAN	RB	Fr.	5-10	180	Fontana, Calif.	Kaiser HS '03	Undeclared
40	Bryan HAMM	WR	RFr.	6-2	190	Meadow Vista, Calif.	Colfax HS '02	Managerial Economics
41	Jerome BELLOTTI	TE	Fr.	6-3	230	Los Gatos, Calif.	St. Francis HS '03	Exploratory
42	Kelly VALAAU	MLB	Sr.	5-10	220	Paso Robles, Calif.	Paso Robles HS '99	Exercise Science
43	Ben REECE	OLB	Jr.	5-9	193	Paso Robles, Calif.	Paso Robles HS '01	Religious Studies
44	Nelson DORIS	RB	Fr.	6-0	205	Carmichael, Calif.	Rio Americano HS '02	Undeclared
45	Ryan PAYNE	LB	So.	6-0	215	Sonoma, Calif.	Sonoma Valley HS '01	Sociology
46	Chris MILLER	WR	Fr.	6-3	202	San Clemente, Calif.	San Clemente HS '03	Exploratory
47	John DOWNS	DT	Sr.	6-5	260	Republic, MO.	Mo. Southern/Golden West College/Parkview HS '96	History
49	Tim NELSON	MLB	RFr.	6-0	223	Dixon, Calif.	Dixon HS '02	Communication
50	Christopher CARTER	OLB	Fr.	6-2	220	San Diego, Calif.	Clairemont HS '03	Managerial Economics

2003 NUMERICAL ROSTER

AS OF AUGUST 12, 2003

No.	Player	Pos.	Ht.	Wt.	Yr.	Hometown	Previous School(s)	Major
51	Chris SHIBEL	P	Jr.	6-3	215	Los Angeles, Calif.	Notre Dame HS '00	Mechanical Engineering
52	Chris JONES	DT	Jr.	6-1	255	Stockton, Calif.	St. Mary's HS '00	Biochemistry & Molecular Biology
53	Scott MALLERY	OL	RFr.	6-2	250	Rescue, Calif.	Oak Ridge HS '02	History
54	Nicholas BUICH	DT	So.	6-0	245	Salinas, Calif.	Palma HS '01	History
55	Clayton O'KANE	OLB	RFr.	6-2	200	Alrodona, Calif.	St. Francis HS '02	Undeclared
57	Scott WILLIAMS	OLB	RFr.	6-3	215	Granite Bay, Calif.	Granite Bay HS '01	Undeclared
58	Marc MANFREDDA	OL	Jr.	6-3	300	Eureka, Calif.	St. Bernard HS '00	Community & Regional Development
59	Matthew NGWUN	DT	Fr.	6-2	280	Torrance, Calif.	Torrance HS '03	Economics
60	Ryan SHARP	DE	Jr.	6-1	255	Eureka, Calif.	Eureka HS '01	Political Science
61	Steve DUNIGAN	DT	Fr.	6-1	265	Manteca, Calif.	Manteca HS '03	Undeclared
62	Aaron LATZKE	DE	Sr.	6-3	240	Santa Cruz, Calif.	Bellarmino Prep '99	Mechanical Engineering
63	Timothy KEANE	OL	RFr.	6-4	267	Palm Springs, Calif.	Palm Springs HS '02	Exploratory
64	Michael WOLFSON	OL	Jr.	6-2	290	Long Beach, Calif.	El Camino College/Banning HS '02	Sociology
65	Joshua HOLLOWAY	OL	Jr.	6-1	285	Long Beach, Calif.	El Camino College/Paramount HS '00	History
66	Tyler BIRKLEY	DE	RFr.	6-3	230	Modesto, Calif.	De La Salle HS '02	Exploratory
66*	Steven GUNSCH	OL	Fr.	6-5	270	El Dorado Hills, Calif.	Jesuit HS '03	Civil Engineering
67	Elliot VALLEJO	OL	RFr.	6-7	290	Salinas, Calif.	Palma HS '02	Physics
68	Cory LEKKERKERKER	OL	Jr.	6-6	315	Chino, Calif.	Chaffey College/Damien HS '00	Sociology
69	Dusty APOCOTOS	PK	Jr.	6-1	195	S. Lake Tahoe, Calif.	George Whittell HS '99	Civil Engineering
70	Steven URRUTIA	OL	Fr.	6-4	255	Culver City, Calif.	El Segundo HS '03	Animal Biology
71	Brad LEKKERKERKER	OL	Sr.	6-7	330	Chino, Calif.	Chaffey College/Damien HS '96	Sociology
72	Anzania-Lin JACKSON	DE	Fr.	6-4	215	Miranda, Calif.	South Fork HS '03	African-American Studies
74	Eric TROGLIA	OL	Sr.	6-4	315	Stockton, Calif.	Bear Creek HS '99	Managerial Economics
75	Naveen DAFTARI	DT	RFr.	6-1	237	Davis, Calif.	Davis HS '02	Electrical Engineering
76	Forest VANCE	OL	Sr.	6-5	302	Meadow Vista, Calif.	Colfax HS '99	Communication
77	Tyler PORTER	DT	RFr.	6-2	258	Charmichael, Calif.	Del Campo HS '02	Exploratory
78	Kyle SKIERSKI	OL	RFr.	6-5	255	Trabuco Canyon, Calif.	Santa Margarita '02	Communication
79	Jeff ANDERSON	OL	Jr.	6-1	290	Orange, Calif.	Villa Park HS '00	Community & Regional Development
80	Ryan SMITH	WR	So.	6-3	185	Santa Maria, Calif.	St. Joseph HS '01	Managerial Economics
81	Mo MORTAZAVI	WR	Sr.	5-10	165	San Rafael, Calif.	Redwood HS '98	Exercise Biology
82	Jason YÄKLICH	WR	So.	6-4	195	Rocklin, Calif.	Arizona State/Rocklin HS '01	Sociology
83	Nolan de GRAAFF	TE	So.	6-3	220	Granite Bay, Calif.	Sierra College/Granite Bay HS '01	Managerial Economics
84	Aaron HINES	TE	So.	6-5	240	Pacifica, Calif.	Saint Ignatius College Prep. '01	Undeclared
85	Tony KAYS	WR	RFr.	6-1	180	Elk Grove, Calif.	Elk Grove HS '02	Economics
86	Devin COOK	TE	So.	6-3	235	Martinez, Calif.	De La Salle HS '00	Communication
87	Daniel FELLS	TE	So.	6-3	225	Fullerton, Calif.	Fullerton Union HS '01	Animal Science
88	Pila FATUKALA	DE	So.	6-3	229	Sacramento, Calif.	John F. Kennedy HS '00	Managerial Economics
89	David BUTTERWORTH	TE	So.	6-2	239	Davis, Calif.	Cosumnes River College/Davis HS '00	Communication
90	Daniel KIM	DT	Sr.	6-3	275	Tres Piños, Calif.	Gavilan College/Fremont HS '98	Chemistry
91	Jake MOSSAWIR	DE	Jr.	6-3	250	San Jose, Calif.	Bellarmino Prep '00	Political Science
97	Andrew McCCLURE	DT	Sr.	6-2	245	Yuba City, Calif.	Yuba City HS '99	English
99	Kent SHERIDAN	DE	Jr.	6-4	240	Gross Valley, Calif.	Bear River HS '00	Neurobiology, Physiology & Behavior

2003 ALPHABETICAL ROSTER

AS OF AUGUST 12, 2003

17	Luis AMARAL	FS	15	Ryan FLANIGAN	QB	20	Justin PATTERSON	OLB
79	Jeff ANDERSON	OL	6	Kevin FREEMAN	WR	45	Ryan PAYNE	LB
69	Dusty APOCOTOS	PK	19	Brandon GILMORE	WR	24	Michael PENNA	CB
31	A.J. AVILA	SS	66*	Steven GUNSCH	OL	3	Aaron PLUNKETT	WR
4	Jon BARRAGAN	QB	40	Bryan HAMM	WR	77	Tyler PORTER	DT
30	Jonathan BARSİ	FS	84	Aaron HINES	TE	33	Brandon QUINN	SS
41	Jerome BELLOTTI	TE	65	Joshua HOLLOWAY	OL	9	Ryan RAMEY	WR
26	Nevan BERGAN	CB	72	Anzania-Lin JACKSON	DE	21	Nate RAMEZANE	FS
66	Tyler BIRKLEY	DE	52	Chris JONES	DT	43	Ben REECE	OLB
38	Christopher BUCK	OLB	85	Tony KAYS	WR	1	Dan REECE	SS
54	Nicholas BUICH	DT	63	Timothy KEANE	OL	60	Ryan SHARP	DE
28	Lewis BURKHART	OLB	90	Daniel KIM	DT	99	Kent SHERIDAN	DE
89	David BUTTERWORTH	TE	62	Aaron LATZKE	DE	51	Chris SHIBEL	P
32	Angelo CAFFESE	CB	71	Brad LEKKERKERKER	OL	78	Kyle SKIERSKI	OL
37	Mike CALHOUN	LB	68	Cory LEKKERKERKER	OL	80	Ryan SMITH	WR
29	Jerron CANNON	RB	35	Antar MAHASIN	RB	36	Chris STUMPF	WR
50	Christopher CARTER	OLB	53	Scott MALLERY	OL	2	Andy SULLIVAN	CB
86	Devin COOK	TE	58	Marc MANFREDDA	OL	13	O.J. SWANIGAN	RB
75	Naveen DAFTARI	DT	39	Marcus McCLIMAN	RB	22	Kyle TARP	CB
7	Derick DANIELS	CB	97	Andrew McCLURE	DT	74	Eric TROGLIA	OL
83	Nolan de GRAAFF	TE	16	Jashaun McCOWAN	CB	70	Steven URRUTIA	OL
44	Nelson DORIS	RB	46	Chris MILLER	WR	42	Kelly VALAAU	MLB
47	John DOWNS	DT	81	Mo MORTAZAVI	WR	67	Elliot VALLEJO	OL
61	Steve DUNIGAN	DT	91	Jake MOSSAWIR	DE	76	Forest VANCE	OL
23	Dan ELBANNA	MLB	49	Tim NELSON	MLB	57	Scott WILLIAMS	OLB
8	Ejro EVERO	FS	59	Matthew NGWUN	DT	64	Michael WOLFSON	OL
88	Pila FATUKALA	DE	55	Clayton O'KANE	OLB	82	Jason YAKLICH	WR
87	Daniel FELLS	TE	5	Jesse OLIVA	WR	10	Billy ZEIER	WR
34	Jared FERRARI	RB	27	Tom PARISI	OLB	14	Andrew ZELINSKI	QB

PRONUNCIATION GUIDE

Luis AMARAL	"AM-uh-rah'l"	Marc MANFREDDA	"man-FRED-ah"
Dusty APOCOTOS	"ah-PAH-coh-tose"	JASHAUN McCowan	"Jay-SHAWN"
A.J. AVILA	"AV-uh-lah"	Mo MORTAZAVI	"mort-uh-ZAH-vee"
NEVAN Bergan	"NEV-in"	Jake MOSSAWIR	"MOSS-uh-wur"
Nicholas BUICH	"BYOO-itch"	Matthew NGWUN	"NING-wun"
Angelo CAFFESE	"cah-FESS-ee"	Jesse OLIVA	"oh-LEE-vah"
JERRON Cannon	"jah-RON"	Tom PARISI	"pah-REE-see"
NAVEEN DAFTARI	"nuh-VEEN daf-TAH-ree"	Tim PLOUGH	"PLOW"
Nolan DE GRAAFF	"dah GRAHF"	Ryan RAMEY	"RAY-mee"
Dan ELBANNA	"el-BAN-uh"	Nate RAMEZANE	"RAHM-uh-ZAH-nee"
EJIRO EVERO	"eh-JEER-oh EV-ur-oh"	Chris SHIBEL	rhymes with "dribble"
PILA FATUKALA	"PEE-lah fah-TOO-kah-lah"	Kyle SKIERSKI	"SKEER-skee"
Dan GAZZANIGA	"guh-ZAN-uh-gah"	Eric TROGLIA	"TROLL-ee-uh"
Steven GUNSCH	"gunch"	Steven URRUTIA	"yoo-ROOT-ee-uh"
ANZANIA-Lin Jackson	"ann-ZAY-nee-uh"	Kelly VALAAU	"VAH-luh-ow"
Aaron LATZKE	"LATS-kee"	Elliot VALLEJO	"vuh-LAY-oh"
Brad/Cory LEKKERKERKER	"LEH-kur-KUR-kur"	Jason YAKLICH	"YAWK-lich"
Craig LUCIANI	"LOO-see-ah-nee"	Billy ZEIER	rhymes with "flier"
ANTAR MAHASIN	"ANN-tar muh-HASS-in"	Andrew ZELINSKI	"zuh-LIN-skee"
Scott MALLERY	rhymes with "salary"			

2002 TEAM STATISTICS

OVERALL RECORD: 9-3

DATE	OPPONENT	RESULT	TIME	ATTEND
Sept. 7	at Grand Valley State (Mich.)	L, 17-24	3:15	12,361
Sept. 14	ABILENE CHRISTIAN (Texas)	W, 34-17	3:05	5,776
Sept. 21	NORTH DAKOTA STATE	W, 35-7	2:56	7,300
Sept. 28	at Western Oregon	W, 64-20	3:14	2,800
Oct. 5	SACRAMENTO STATE	W, 38-21	3:20	15,892
Oct. 19	HUMBOLDT STATE	W, 49-14	2:55	8,150
Oct. 26	at Cal Poly	W, 28-14	2:57	8,588
Nov. 2	SAINT MARY'S	W, 31-28	3:00	8,850
Nov. 9	at Central Washington	L, 14-38	2:44	5,350
Nov. 16	at Western Washington	W, 14-7	2:36	2,565
Nov. 23	at Central Washington*	W, 24-6	2:28	4,105
Nov. 30	at Texas A&M-Kingsville*	L, 20-27 (ot)	3:15	11,500

* NCAA Division II Playoffs

12-GAME TEAM STATS

	UC DAVIS	OPP
FIRST DOWNS	247	201
Rushing	104	77
Passing	129	101
Penalty	14	23

	UC DAVIS	OPP
NET RUSHING YARDS	2,143	1,104
Yards Gained	2,501	1,617
Yards Lost	358	513
Attempts	520	395
Yards Per Game	178.6	92.0
Yards Per Attempt	4.1	2.8

	UC DAVIS	OPP
NET PASSING YARDS	2,964	2,566
Attempts	319	397
Completions	204	205
Interceptions	13	13
Completion Pct.	63.9	51.6
Yards Per Game	247.0	213.8
Yards Per Attempt	9.3	6.5
Yards Per Completion	14.5	12.5
Percent Had Intercepted	4.1	3.2
NCAA Efficiency Rating	158.68	111.85

	UC DAVIS	OPP
TOTAL OFFENSE	5,107	3,670
Total Plays	839	792
Yards Per Game	425.6	305.8
Yards Per Play	6.1	4.6
Plays Per Game	69.9	66.0

	UC DAVIS	OPP
RETURN YARDS	445	474
Punt Returns-Yards	28-282	28-344
Average	10.1	12.3
Interception Returns-Yards	13-163	13-130
Average	12.5	10.0

Kickoff Returns-Yards	38-707	53-916
Average	18.6	17.3

Miscellaneous Yards	131	160
---------------------	-----	-----

	UC DAVIS	OPP
PUNTING AVERAGE	41.3	38.9
Punts-Yards	55-2,271	69-2,681
Inside 20-Yard Line	14	18
Net Punting Average	35.0	34.8
Punts Had Blocked	0	1

	UC DAVIS	OPP
SACKS BY-YARDS	46-299	32-202

FUMBLES-LOST	29-16	31-16
---------------------	--------------	--------------

	UC DAVIS	OPP
TURNOVER MARGIN	0	0
Takeaways-Giveaways	29-29	

PENALTIES-YARDS	94-836	65-522
------------------------	---------------	---------------

AVG. TIME OF POSSESSION	32:33	27:27
--------------------------------	--------------	--------------

	UC DAVIS	OPP
3RD-DOWN EFFICIENCY PCT.	35.0	31.7
Conversions-attempts	54-154	55-173

	UC DAVIS	OPP
4TH-DOWN EFFICIENCY PCT.	40.9	38.5
Conversions-attempts	9-22	10-26

	UC DAVIS	OPP
SCORING	368	223
Touchdowns	50	31
Rush-Pass-Return	21-24-5	13-15-3
Field Goals-Attempts	7-9	4-9
1pt Conversions-Attempts	45-48	25-30
2pt Conversions-Attempts	0-2	0-1
Defensive XPs-Attempts	0-1	0-0
Safeties	1	0
Points Per Game	30.7	18.6

WIN-LOSS NOTES FOR 2001

RECORD	9-3
Home	5-0
Away	4-3
Postseason	1-1
Overtime	0-1

Leading After First Quarter	7-1
Trailing After First Quarter	0-0
Tied After First Quarter	2-2

Leading at Halftime	8-0
Trailing at Halftime	0-2
Tied at Halftime	1-1

Leading After Third Quarter	7-0
Trailing After Third Quarter	0-3
Tied After Third Quarter	2-0

vs. Division I	3-1
vs. Division II	6-2

Score First	9-2
Outgain Opponents	9-2
More Possession Time	5-3

Scoring 30-plus Points	6-0
Allowing 20 or Fewer	6-0

Having 100-yard Rusher	6-1
Passing for 300 Yards	1-1

Day	6-2
Night	3-1

2002 INDIVIDUAL STATISTICS

EXPECTED RETURNEES IN CAPS

TACKLES

Player	Pos	G	Solo	Ast	Tot	TFL	Sacks
EJIRO EVERO	SS	12	44	32	76	4.0-23	
KELLY VALAAU	MLB	10	19	38	57	4.5-15	1.5- 9
Dominic Ghio	SLB	12	27	29	56	7.0-23	2.5-16
B.J. Brust	LE	12	27	24	51	12.5-47	7.5-40
A.J. AVILA	FS	12	25	25	50	2.521	2.0-19
Kwamin Taylor	RCB	12	28	18	46	0.5- 1	
JUSTIN PATTERSON	WLB	12	18	25	43	9.5-37	2.5-14
AARON LATZKE	RE	12	15	25	40	10.0-34	3.0-19
DAN ELBANNA	LB	12	16	23	39	4.0-30	3.0-25
Carnell Green	LCB	12	28	11	39	1.0- 2	
Josh Vavoo	RT	12	10	25	35	6.0-25	3.5-23
DAN REECE	SS	12	21	14	35	3.5-13	1.0- 3
Ryan Cacanando	LT	12	5	23	28	5.0-15	1.0- 3
Brett Label	DE	12	13	12	25	7.0-46	6.0-43
JAKE MOSSAWIR	DE	11	11	6	17	6.0-42	5.5-40
MICHAEL PENNA	CB	12	11	5	16		
TOM PARISI	LB	11	5	10	15	0.5- 3	0.5- 3
Bryce Campbell	FS	11	8	6	14		
BEN REECE	LB	12	6	8	14		
JOHN DOWNS	DE	12	4	10	14	2.5- 8	1.0- 5
Christian Nordhausen	WR	12	6	3	9		
Rockie Young	CB	10	6	3	9		
ANGELO CAFFESE	CB	10	6	2	8		
Nathaniel Hackett	LB	12	4	4	8		
DANIEL KIM	DT	10	3	4	7	0.5- 2	
ANDREW McCLURE	DT	12	3	4	7	2.5-18	2.5-18
Nick Schulte	LB	5	2	3	5	2.0-13	2.0-13
NOLAN deGRAAFF	WR	10	2	3	5		
Grant Saysette	TE	11	3	2	5		
LEWIS BURKHART	LB	11	3	2	5		
CHRIS JONES	DT	6	1	3	4		
BILLY ZEIER	WR	12	2	1	3		
AARON PLUNKETT	WR	11	1	2	3		
KENT SHERIDAN	DE	5	2	1	3	1.0- 6	1.0- 6
Chris Mabon	OL	11	2	0	2		
CHRIS SHIBEL	P	12	0	2	2		
ANDY SULLIVAN	CB	5	0	2	2		
Nicholas Yang	WR	5	0	1	1		
DUSTY APOCOTOS	K	12	1	0	1		
O.J. SWANIGAN	RB	11	1	0	1		
Anthony Lavelle	CB	3	1	0	1		
Charles Kuchulis	LB	1	0	1	1		
Michael Oliva	WR	12	1	0	1		
Scott Williams	LB	2	0	1	1		
Joe Bandel	TE	10	0	1	1		
MARC MANFREDDA	OL	11	0	1	1		
Ryan Pegnim	OL	7	0	1	1		
JESSE OLIVA	WR	9	0	1	1		
MO MORTAZAVI	WR	3	0	1	1		
AGGIES		12	391	418	809	92.0-424	46-299
Opponents		12	494	374	868	73.5-300	32-202

INTERCEPTIONS

Player	Int	Yds	Avg.	TD	Long
DAN ELBANNA	4	35	8.8	0	14
Carnell Green	2	46	23.0	1	46
A.J. AVILA	2	12	6.0	0	12
JUSTIN PATTERSON	1	66	66.0	1	66
TOM PARISI	1	4	4.0	0	4
Kwamin Taylor	1	0	0.0	0	0
ANGELO CAFFESE	1	0	0.0	0	0
DAN REECE	1	0	0.0	0	0
AGGIES	13	163	12.5	2	66
Opponents	13	130	10.0	0	35

MISCELLANEOUS

FUMBLE RECOVERIES

Josh Vavoo 2-42, Carnell Green 2-1, KELLY VALAAU 2-0, JUSTIN PATTERSON 1-66, EJIRO EVERO 1-0, B.J. Brust 1-0, A.J. AVILA 1-0, AARON LATZKE 1-0, DAN ELBANNA 1-0, TOM PARISI 1-0, BEN REECE 1-0, JOHN DOWNS 1-0, Christian Nordhausen 1-0, Ryan Cacanando 0-22.

AGGIES 16-131. Opponents 16-160.

FUMBLES FORCED

B.J. Brust 2, Brett Label 2, EJIRO EVERO 1, Dominic Ghio 1, A.J. AVILA 1, Kwamin Taylor 1, JUSTIN PATTERSON 1, AARON LATZKE 1, DAN REECE 1, JAKE MOSSAWIR 1, MICHAEL PENNA 1, JOHN DOWNS 1, ANGELO CAFFESE 1.

AGGIES 15. Opponents 17.

PASS BREAK-UPS

Carnell Green 7, EJIRO EVERO 5, Kwamin Taylor 4, B.J. Brust 3, JUSTIN PATTERSON 3, Dominic Ghio 2, DAN REECE 2, BRETT LOBEL 2, ANGELO CAFFESE 2, KELLY VALAAU 1, DAN ELBANNA 1, Ryan Cacanando 1.

AGGIES 36. Opponents 24.

BLOCKED KICKS

DAN ELBANNA 1 (punt).

AGGIES 1 (punt). Opponents 1 (FG).

Note: Josh Vavoo also had a blocked PAT vs. Central Washington on Nov. 23.

2002 NCAA DIVISION II PLAYOFFS

FIRST ROUND

Valdosta State (Ga.) 24, Catawba (N.C.) 7
Carson-Newman (Tenn.) 40, Fayetteville State (N.C.) 27

UC Davis 24, Central Washington 6

Texas A&M-Kingsville 58, Nebraska-Kearney 40
Grand Valley State (Mich.) 62, C.W. Post (N.Y.) 13
Indiana (Pa.) 27, Saginaw Valley (Mich.) 23
Northwest Missouri State 45, Minnesota-Duluth 41
Northern Colorado 49, Central Missouri State 28

QUARTERFINALS

Valdosta State 31, Carson-Newman 28
Texas A&M-Kingsville 27, UC Davis 20 (ot)
Grand Valley State 62, Indiana (Pa.) 21
Northern Colorado 23, Northwest Missouri State 12

SEMIFINALS

Valdosta State 21, Texas A&M-Kingsville 12
Grand Valley State 44, Northern Colorado 7

CHAMPIONSHIP

Grand Valley State 31, Valdosta State 24

2002 GAME-BY-GAME CAPSULES

GAME 1 - Sept. 7, 2002

#1 Grand Valley State 24, #6 AGGIES 17

ALLENDALE, Mich. – UC Davis' furious comeback in the fourth quarter came down to the final seconds, but was thwarted when Grand Valley State strong safety Scott Mackey intercepted Aggie quarterback Ryan Flanigan's fourth-down pass in the end zone.

The Aggies trailed 24-8 in the fourth quarter until O.J. Swanigan's five-yard touchdown run with 8:02 to go and Dusty Apocotos' 22-yard field goal with 4:13 left made it 24-17. The UC Davis defense held and the Aggies mounted a final drive from their own 36, eventually getting to the 7-yard line before two penalties forced a long fourth and 12 that resulted in Mackey's pick.

The top-ranked Lakers led just 10-8 in the third quarter, but scored on a 60-yard fumble recovery by Joe Ballard, and then added a short TD pass from Curt Anes to David Kirkus after an Aggie fumble inside their 5 on the next possession. UC Davis had six turnovers in the game.

The defense held the high-powered Lakers' offense to just 263 total yards, including just 59 in the second half. UC Davis finished the game with 348 total yards, including 147 passing from Kenny Kearns - one of three Aggie signal-callers in the game.

UC Davis (0-1)	0	8	0	9	-	17
Grand Valley State (1-0)	0	10	14	0	-	24

SECOND QUARTER

GVSU - David Kircus 26 pass from Curt Anes (Dave Hendrix kick), 10:57
 GVSU - David Hendrix 31 FG, 6:30
 UC DAVIS - Safety (Matt Regnery ran out of end zone on punt), 3:06
 UC DAVIS - Kevin Freeman 8 pass from Kenny Kearns (pass failed), 0:26

THIRD QUARTER

GVSU - Joe Ballard 60 fumble return (Dave Hendrix kick), 8:56
 GVSU - David Kircus 7 pass from Curt Anes (Dave Hendrix kick), 7:59

FOURTH QUARTER

UC DAVIS - O.J. Swanigan 5 run (run failed), 8:02
 UC DAVIS - Dusty Apocotos 22 FG, 4:13

Att - 12,361

	UC DAVIS	GVSU
First downs	22	17
Rushes-yards	43-123	34-39
Passing yards	225	224
Att-Comp-Int	33-21-3	31-19-1
Total offense	76-348	65-263
Return yards	54	70
Fumbles-lost	3-3	2-1
Punts-average	5-44.6	7-31.5
Penalties-yards	2-10	7-58
Time of possession	32:16	27:44

INDIVIDUAL STATISTICS

RUSHING - UC DAVIS : O.J. Swanigan, 13-69; Jon Barragan, 3-23; Ryan Flanigan, 4-20; Matt Massari, 12-19; Michael Oliva, 2-1; Kenny Kearns, 9(-9). GVSU: Reginald Spearman, 16-68; Brent Lesniak, 5-8; Terrance Banks, 1-4; Ryan Brady, 3(-2); Matt Regnery, 1(-17); Curt Anes, 8(-22).

PASSING - UC DAVIS: Kenny Kearns, 25-16-2, 147; Ryan Flanigan, 7-4-1, 53; Michael Oliva, 1-1-0, 25. GVSU: Curt Anes, 31-19-1, 224.

RECEIVING - UC DAVIS : Matt Massari, 8-34; Michael Oliva, 5-51; Kevin Freeman, 2-20; O.J. Swanigan, 2-19; Scott McGee, 1-47; Michael Eaglin, 1-25; Glenn Adriatico, 1-19; Grant Soysette, 1-10. GVSU: Terrance Banks, 7-89; David Kircus, 5-73; Brent Lesniak, 2-23; Phil Condon, 2-22; Mario Locricchio, 2-20; Reginald Spearman, 1(-3).

GAME 2 - Sept. 14, 2002

#11 AGGIES, Abilene Christian 17

DAVIS, Calif. – Sophomore running back Matt Massari rushed for a career-high 237 yards against the Wildcats, breaking off runs of 89 and 62 yards during the game, scoring a TD on the former. He also scored from two yards out, helping him post the fifth-best rushing game in school history. The 89-yard TD scamper was the team's longest since 1990 and the third-longest in school history.

Wide receiver Michael Oliva scored three touchdowns - including a 39-yarder in the third quarter - while hauling in six catches for 113 yards. Quarterback Ryan Flanigan made his second career start, finishing 15-28-2 for 207 yards and a trio of scores.

The Aggies' defense was just as impressive, holding the Wildcats to just 49 rushing yards on 38 carries and limited standout running back Eric Polk to 89 yards on 20 carries. UC Davis also sacked quarterback Colby Freeman seven times in the game and nearly recorded a safety for the third straight game when an errant snap flew over the head of Abilene Christian punter Chase Fishback. However, UC Davis was given the ball at the 2 after Fishback illegally kicked the ball through the end zone, resulting in Massari's two-yard plunge.

Abilene Christian (0-2)	0	10	0	7	-	17
UC Davis (1-1)	14	7	7	6	-	34

FIRST QUARTER

UC DAVIS - Matt Massari 2 run (Dusty Apocotos kick), 7:43
 UC DAVIS - Michael Oliva 5 pass from Ryan Flanigan (Dusty Apocotos kick), 00:49

SECOND QUARTER

ACU - Eben Nelson 50 FG, 12:01
 ACU - DaRay Sims 33 pass from Colby Freeman (Eben Nelson kick), 6:20
 UC DAVIS - Michael Oliva 10 pass from Ryan Flanigan (Dusty Apocotos kick)

THIRD QUARTER

UC DAVIS - Michael Oliva 39 pass from Ryan Flanigan (Dusty Apocotos kick), 11:23

FOURTH QUARTER

UC DAVIS - Matt Massari 89 run (kick failed), 11:50
 ACU - Eric Polk 25 run (Eben Nelson kick), 9:57

Att - 5,776

	ACU	UC DAVIS
First downs	13	15
Rushes-yards	38-49	42-263
Passing yards	207	187
Att-Comp-Int	28-15-2	22-14-0
Total offense	66-256	64-450
Return yards	167	110
Fumbles-lost	1-0	4-2
Punts-average	6-31.5	4-39.3
Penalties-yards	6-38	9-70
Time of possession	31:11	28:49

INDIVIDUAL STATISTICS

RUSHING - ACU: Eric Polk, 20-89; 1. Sneezzy Beltran, 7-16; Team, 1(-22); Colby Freeman, 10(-34). UC DAVIS: Matt Massari, 16-237; O.J. Swanigan, 12-39; Jon Barragan, 3-10; Kevin Freeman, 2(-4); Ryan Flanigan, 9(-19).

PASSING - ACU: Colby Freeman, 28-15-2, 207. UC DAVIS: Ryan Flanigan, 22-14-0, 187.

RECEIVING - ACU: DaRay Sims, 4-63; Roddy Alexander, 3-18; Shay Ratliff, 2-69; Braughn Curtis, 2-29; Don Hooks, 2-4; Jaime Bueno, 1-14; Dillon Cobb, 1-10. UC DAVIS: Michael Oliva, 6-113; Grant Soysette, 2-35; Michael Eaglin, 2-31; O.J. Swanigan, 2(-4); Glenn Adriatico, 1-9; Matt Massari, 1-3.

2002 GAME-BY-GAME CAPSULES

GAME 3 - Sept. 21, 2002

#10 AGGIES 35, North Dakota State 7

DAVIS, Calif. – UC Davis, which allowed just 87 yards on the ground and only 120 through the air in the game, didn't permit North Dakota State to get past midfield in the first half. Meanwhile, the Aggies' offense continued to come into its own, scoring 14 points in each of the first two quarters. Quarterback Ryan Flanigan hit wide receiver Michael Oliva for a pair of touchdown strikes in the first quarter, while receiver Michael Eaglin capped the first-half barrage by catching a pass behind the line of scrimmage from Flanigan in the second quarter and then hitting tight end Grant Saysette for another touchdown.

Oliva posted his second straight game with at least 100 receiving yards (7-109), while the Aggies' offense piled up 446 total yards.

UC Davis and North Dakota State, two of NCAA Division's winningest programs ever, were meeting for just the fifth time ever, the first time in the regular season and the first time since 1985.

North Dakota State (1-1)	0	0	0	7	-	7
UC Davis (2-1)	14	14	0	7	-	35

FIRST QUARTER

UC DAVIS - Michael Oliva 10 pass from Ryan Flanigan (Dusty Apocotos kick), 11:48

UC DAVIS - Michael Oliva 14 pass from Ryan Flanigan (Dusty Apocotos kick), 6:47

SECOND QUARTER

UC DAVIS - O.J. Swanigan 24 pass from Ryan Flanigan (Dusty Apocotos kick), 5:54

UC DAVIS - Grant Saysette 46 pass from Michael Eaglin (Dusty Apocotos kick), 1:01

FOURTH QUARTER

NDSU - Graig Gorder 6 run (Cory Vartanian kick), 7:27

UC DAVIS - Matt Massari 1 run (Dusty Apocotos kick), 4:21

Att. - 7,300

	NDSU	UC DAVIS
First downs	12	22
Rushes-yards	27-87	39-140
Passing yards	120	306
Att-Comp-Int	40-14-0	31-22-2
Total offense	67-207	70-446
Return yards	68	51
Fumbles-lost	0-0	0-0
Punts-average	9-40.1	4-40.3
Penalties-yards	6-50	8-80
Time of possession	24:23	35:37

INDIVIDUAL STATISTICS

RUSHING - NDSU: Keontay Jackson, 10-48, Darrin O'Leary, 2-14, Graig Gorder, 2-13, Rod Malone, 9-11, Marques Johnson, 1-3, Jason Jordan, 1-1, Team, 2-(-3). UC DAVIS: Matt Massari, 18-83, O.J. Swanigan, 8-50, Kevin Freeman, 3-9, Jon Barragan 2-6, Ryan Flanigan, 6-0, Team, 1-(-1), Kenny Kearns, 1-(-7).

PASSING - NDSU: Graig Gorder, 40-14-0, 120. UC DAVIS: Ryan Flanigan, 28-20-02, 230, Kenny Kearns, 2-10-0, 30, Michael Eaglin, 1-1-0, 46.

RECEIVING - NDSU: Charles Wiest, 5-62, Marques Johnson, 5-32, Jake Johnson, 2-15, Mike Wieser, 1-7, Mark Bratton, 1-4. UC DAVIS: Michael Oliva, 7-109, Kevin Freeman, 5-50, Grant Saysette, 3-53, Glenn Adriatico, 2-11, Nolan deGraaff, 1-29, O.J. Swanigan, 1-24, Joe Bandel, 1-15, Scott McGee, 1-13, Matt Massari, 1-2.

GAME 4 - Sept. 28, 2002

#10 AGGIES 64, Western Oregon 20

MONMOUTH, Ore. – The Aggies scored 37 unanswered points in the first half, including 21 in just over two minutes, as they led 44-7 at halftime on their way to a rout of the Wolves. UC Davis scored on interception returns by Carnell Green (46 yds) and Justin Patterson (66 yds) as well as a 96-yard kickoff return by Kevin Freeman, who also caught a 10-yard TD pass from Ryan Flanigan.

Flanigan threw for 191 yards and three scores, also tossing a pair to receiver Michael Oliva who tied the school's career record for TD receptions with 33. UC Davis had more return yards (306) than Western Oregon had in total offense (286).

UC Davis' defense continued to be dominant against the run, holding the Wolves to just 37 yards on 31 carries (1.2 avg.), including minus-10 yards in the first half.

Matt Massari rushed for 90 yards and a touchdown on 14 carries, while freshman running back O.J. Swanigan had 49 yards and a score on 10 carries. Oliva had five catches, while Dusty Apocotos converted on a 44-yard field goal.

UC Davis (3-1)	14	30	6	14	-	64
Western Oregon (1-3)	7	0	13	0	-	20

FIRST QUARTER

UCD - Matt Massari 2 run (Dusty Apocotos kick), 11:58

WOU - Damien Cole 4 pass from Denny Bies (Andrew Keippela kick), 7:42

UCD - Michael Oliva 6 pass from Ryan Flanigan (Dusty Apocotos kick), 3:16

SECOND QUARTER

UC DAVIS - Kevin Freeman 10 pass from Ryan Flanigan (Dusty Apocotos kick), 9:23

UC DAVIS - Carnell Green 46 pass interception (Dusty Apocotos kick), 8:49

UC DAVIS - O.J. Swanigan 4 run (Dusty Apocotos kick), 7:14

UC DAVIS - Dusty Apocotos 44 FG, 3:02

UC DAVIS - Michael Oliva 41 pass from Ryan Flanigan (kick failed), 0:32

THIRD QUARTER

WOU - Andrew Keippela 26 FG, 9:39

WOU - Andrew Keippela 46 FG, 8:25

UC DAVIS - Kevin Freeman 96 kickoff return (kick failed), 8:07

WOU - Mike Hinshaw 60 pass from Mike Baird (Andrew Keippela kick), 2:54

FOURTH QUARTER

UC DAVIS - Justin Patterson 66 interception return (Dusty Apocotos kick), 13:07

UC DAVIS - Elihu Vann 1 run (Dusty Apocotos kick), 1:28.

Att. - 2,800

	UC DAVIS	WOU
First downs	20	18
Rushes-yards	39-168	31-37
Passing yards	199	249
Att-Comp-Int	24-13-0	42-20-3
Total offense	63-367	73-286
Return yards	307	150
Fumbles-lost	5-2	2-2
Punts-average	2-38.0	5-35.2
Penalties-yards	8-66	13-99
Time of possession	28:02	31:58

INDIVIDUAL STATISTICS

RUSHING - UC DAVIS: Matt Massari, 14-90; O.J. Swanigan, 10-49; Elihu Vann, 6-25; Michael Oliva, 1-13. WOU: Ivan McCrae, 11-34; Michael Ramirez, 8-21; James Watts, 5-6; Denny Bies, 1-(-6).

PASSING - UC DAVIS: Ryan Flanigan, 19-12-0, 191; Kenny Kearns, 5-1-0. WOU: Denny Bies, 25-12-2, 98; Mike Baird, 16-8-1; 151.

RECEIVING - UC DAVIS: Michael Oliva, 5-81; Joe Bandel, 2-55; Scott McGee, 2-33; Matt Massari, 2-10. WOU: Brad Satran, 7-53; Mike Hinshaw, 4-91; Mark Dreiling, 3-48; Damien Cole, 2-10.

2002 GAME-BY-GAME CAPSULES

GAME 5 - Oct. 5, 2002

#9 AGGIES 38, Sacramento State 21

SACRAMENTO, Calif. – UC Davis jumped to a 17-0 lead over its Causeway Classic rivals at Hughes Stadium, only to have the NCAA Division I-AA Hornets rally to 24-21 early in the fourth quarter. However, quarterback Ryan Flanigan tossed a pair of 15-yard scores down the stretch, helping the Aggies record their third straight win over Sacramento State.

For the second straight week - and the fourth time in his career - linebacker Justin Patterson scored a defensive touchdown, jaunting 66-yards after picking up a fumble when end B.J. Brust jarred the ball loose from Hornet quarterback Ryan Leadingham.

The defense once again did a standout job against the rush, holding Sacramento State to just 59 yards on the ground. Helping lead the way was linebacker Dan Elbanna, a redshirt freshman filling in for the injured Kelly Valaau. Elbanna recorded 14 tackles, picked off a pass and blocked a punt - the latter which resulted in a touchdown by Michael Penna.

Offensively, running back Matt Massari carried the ball a career-high 25 times, finishing with 133 yards and a touchdown. Flanigan finished 14 of 20 for 229 yards, while receiver Michael Oliva caught four passes for 81 yards.

Sacramento State (1-4)	0	7	7	7	-	21
UC Davis (4-1)	10	7	7	14	-	38

FIRST QUARTER

UC DAVIS - Matt Massari 5 run (Dusty Apocotos kick), 11:17

UC DAVIS - Dusty Apocotos 38 field goal, 3:42

SECOND QUARTER

UC DAVIS - Michael Penna 10 blocked punt return (Dusty Apocotos kick), 10:18

CSUS - Garrett White 7 run (Bret Levier kick), 00:47

THIRD QUARTER

UC DAVIS - Justin Patterson 66 fumble recovery (Dusty Apocotos kick), 7:26

CSUS - Garrett White 42 pass from Ryan Leadingham (Bret Levier kick), 1:42

FOURTH QUARTER

CSUS - Fred Amey 90 punt return (Bret Levier kick), 13:37

UC DAVIS - Joe Bandel 15 pass from Ryan Flanigan (Dusty Apocotos kick), 11:38

UC DAVIS - Kevin Freeman 15 pass from Ryan Flanigan (Dusty Apocotos kick), 8:59

Att. - 15,892

	CSUS	UC DAVIS
First downs	23	18
Rushes-yards	36-59	39-153
Passing yards	272	229
Att-Comp-Int	47-22-2	20-14-0
Total offense	83-331	59-382
Return yards	192	224
Fumbles-lost	4-2	3-2
Punts-average	6-32.2	5-41.0
Penalties-yards	6-47	12-111
Time of possession	31:46	28:14

INDIVIDUAL STATISTICS

RUSHING - CSUS: Garrett White, 16-72, Ryan Leadingham, 11-12, Derard Barton, 2-9, Tyrnone Gross, 4-2, Kendall Riley, 1-0, Team, 1-(-10), Blake Mori, 1-(-26). UC DAVIS: Matt Massari, 25-133, O.J. Swanigan, 2-29, Kevin Freeman, 1-13, Michael Oliva, 1-2, Team, 3-(-5), Ryan Flanigan, 7-(-19).

PASSING - CSUS: Ryan Leadingham, 43-21-2, 265, Blake Mori, 4-1-0, 7. UC DAVIS: Ryan Flanigan, 20-14-0, 229.

RECEIVING - CSUS: Fred Amey, 7-95, Kenan Smith, 5-42, Garrett White, 3-54, Tyrnone Gross, 2-29, Mike Johnson, Jr., 2-25, Shawn Brown, 1-17, Gary Austin, Jr., 1-7, Fred Dammeyer, 1-3. UC DAVIS: Michael Oliva, 4-81, Matt Massari, 4-72, Kevin Freeman, 2-24, Joe Bandel, 1-15, Michael Eaglin, 1-15, Scott McGee, 1-13, Grant Saysette, 1-9.

GAME 6 - Oct. 19, 2002

#6 AGGIES 49, Humboldt State 14

DAVIS, Calif. – The Aggies took command early against the Lumberjacks, scoring 14 points in the first 3:01 on their way to a 42-0 halftime lead. UC Davis racked up 400 yards of total offense in the first half, finished the game with 602 total yards, and held Humboldt State to just two yards rushing on the day.

Senior receiver Michael Oliva reached a personal milestone, catching two touchdown passes and becoming the school's all-time touchdown receptions leader with 35. He entered the game tied at 33 with John Shoemaker (1996-99).

Elihu Vann (146 yds) and Matt Massari (111) each rushed for over 100 yards, becoming the program's first players to reach the century mark in the same game since Matt Brown and Sam Paneno did it in 1998 against Western Oregon. Massari also caught two passes for 54 yards on Saturday, giving him 165 all-purpose yards.

The defense had another outstanding game, collecting a season-high eight sacks and keeping the Lumberjacks with minus-rushing yards until the fourth quarter.

Tight end Joe Bandel had a career-high two touchdown catches, with teammate tight end Grant Saysette also collecting a scoring grab.

Humboldt State (1-5)	0	0	7	7	-	14
UC Davis (5-1)	21	21	7	0	-	49

FIRST QUARTER

UC DAVIS - Joe Bandel 30 pass from Ryan Flanigan (Dusty Apocotos kick), 13:04

UC DAVIS - Matt Massari 10 run (Dusty Apocotos kick), 11:59

UC DAVIS - Grant Saysette 11 pass from Ryan Flanigan (Dusty Apocotos kick), 4:17

SECOND QUARTER

UC DAVIS - Joe Bandel 32 pass from Ryan Flanigan (Dusty Apocotos kick), 14:40

UC DAVIS - Michael Oliva 7 pass from Ryan Flanigan (Dusty Apocotos kick), 12:58

UC DAVIS - Michael Oliva 39 pass from Kenny Kearns (Dusty Apocotos kick), 0:18

THIRD QUARTER

UC DAVIS - Matt Massari 1 run (Dusty Apocotos kick), 8:40

HSU - Chris Dixon 31 pass from Aaron Currell (David Waltzman kick), 1:09

FOURTH QUARTER

HSU - Brent Adkins, 4 pass from Aaron Currell (David Waltzman kick), 10:48
Att. - 8,150

	HSU	UC DAVIS
First downs	15	28
Rushes-yards	26-2	44-259
Passing yards	210	343
Att-Comp-Int	28-19-1	29-19-1
Total offense	54-212	73-602
Return yards	154	85
Fumbles-lost	3-1	1-0
Punts-average	7-42.3	2-48.5
Penalties-yards	4-28	14-151
Time of possession	27:10	32:50

INDIVIDUAL STATISTICS

RUSHING - HSU: Chris Dixon, 1-23, Mitch Jones, 7-13, Corey Smith, 6-7, Antoine Smith, 1-6, Kyle Lucas, 2-4, Aaron Currell, 9-(-51). UC DAVIS: Elihu Vann, 24-146, Matt Massari, 13-111, Jon Barragan, 3-13, Kevin Freeman, 1-0, Team, 1-(-1), Michael Eaglin, 1-(-4), Kenny Kearns, 1-(-6).

PASSING - HSU: Aaron Currell, 25-18-1, 186, Chris Dixon, 3-1-0, 24. UC DAVIS: Ryan Flanigan, 12-8-0, 135, Kenny Kearns, 10-7-1, 131, Jon Barragan, 6-3-0, 70, Andy Zelinski, 1-1-0, 7.

RECEIVING - HSU: Brent Adkins, 7-94, Dustin Creager, 6-38, Chris White, 4-40, Chris Dixon, 1-31, Christian Hansen, 1-7. UC DAVIS: Michael Oliva, 5-82, Joe Bandel, 2-62, Matt Massari, 2-54, Scott McGee, 2-45, Kevin Freeman, 2-29, Christian Nordhausen, 1-19, Elihu Vann, 1-13, Grant Saysette, 1-11, Clint Simpson, 1-11, Glenn Adriatico, 1-10, Mo Mortazavi, 1-7.

2002 GAME-BY-GAME CAPSULES

GAME 7 - Oct. 26, 2002

#5 AGGIES 28, Cal Poly 14

SAN LUIS OBISPO, Calif. – Rushing touchdowns by Matt Massari (three yards) and Kevin Freeman (three yards) in the fourth quarter enabled the Aggies to break a 14-14 tie as UC Davis beat the Mustangs to secure its NCAA Division II-record 33rd straight winning season.

Massari was the workhorse for the Aggies, carrying the ball a career-high 34 times for 221 yards, eclipsing the 200-yard barrier for the second time this season and posting his third straight 100-yard game. Wide receiver Michael Oliva added seven catches for 108 yards, quarterback Ryan Flanigan passed for 205 yards and Freeman added a pair of rushing touchdowns.

The defense continued to pad their sacks total, picking up seven more against the Division I-AA Mustangs. Defensive ends B.J. Brust and Brett Lobel had 2.0 sacks each. Cal Poly rushed for 169 yards, the most by a UC Davis opponent this season.

UC Davis and Cal Poly traded touchdowns in the second and third quarters before the Aggies stopped the Mustangs on fourth down early in the fourth, leading to Massari's score on the ensuing possession.

UC Davis (6-1)	0	7	7	14	-	28
Cal Poly (1-7)	0	7	7	0	-	14

FIRST QUARTER

UC DAVIS - Kevin Freeman 2 run (Dusty Apocotos kick), 9:06
POLY - Chris Peterson 1 run (David Niakan kick), 2:47

THIRD QUARTER

UC DAVIS - Ryan Flanigan 6 run (Dusty Apocotos kick), 12:04
POLY - Jonah Russell 9 pass from Chris Peterson (David Niakan), 6:03

FOURTH QUARTER

UC DAVIS - Matt Massari 3 run (Dusty Apocotos), 12:52
UC DAVIS - Kevin Freeman 3 run (Dusty Apocotos), 7:08

Att. - 8,588

	UC DAVIS	CAL POLY
First downs	20	17
Rushes-yards	46-257	39-169
Passing yards	205	188
Att-Comp-Int	22-13-1	27-12-0
Total offense	462	357
Return yards	52	38
Fumbles-lost	1-1	2-1
Punts-average	5-45.8	7-39.6
Penalties-yards	5-50	3-25
Time of possession	32:29	27:31

INDIVIDUAL STATISTICS

RUSHING - UC DAVIS: Matt Massari, 34-221, Ryan Flanigan, 7-24, Kevin Freeman, 2-5, O.J.

Swanigan, 2-4, Elihu Vann, 1-3. POLY: Jeremy Konaris, 5-93, Chris Peterson, 26-58, Adam George, 4-20, Darrell Jones, 1-1, Brandon Shepard, 2-0, Paki Gordon, 1(-3).

PASSING - UC DAVIS: Ryan Flanigan, 22-13-1, 205. POLY: Chris Peterson, 27-12-0, 188.

RECEIVING - UC DAVIS: Michael Oliva, 7-108, Michael Eaglin, 2-40, Scott McGee, 2-21, Joe Bandel, 1-31, Kevin Freeman, 1-5. POLY: Joey Warren, 4-62, Courtney Brown, 3-69, Paki Gordon, 1-14, Darrell Jones, 1-14, Jeremy Konaris, 1-12, Jonah Russell, 1-9, Ryan McCarty, 1-8.

GAME 8 - Nov. 2, 2002

#5 AGGIES 31, Saint Mary's 28

DAVIS, Calif. – Kevin Freeman's 14-yard touchdown reception from Ryan Flanigan with 6:04 remaining in the game put UC Davis in the lead for good as the Aggies avenged their 2001 loss to Saint Mary's.

The Gaels had a chance to at least tie the game in the final minute, but fullback Clint Wilson fumbled at the UC Davis 25 and the Aggies recovered it to seal the win.

Running back Matt Massari carried the ball 27 times for 180 yards - surpassing 1,000 yards for the season - while Flanigan threw for 265 yards despite being intercepted three times. Michael Oliva had a team-high six catches.

UC Davis led 14-0 in the first quarter, but Saint Mary's - behind three rushing touchdowns from quarterback Trevor Johnston - got back in the game, eventually taking a 28-24 lead with 10:46 to go on Johnston's third score.

Massari rushed for at least 100 yards for the fourth straight game, scoring a pair of one-yard touchdowns. Christian Nordhausen had his first career touchdown reception for the Aggies, while Dusty Apocotos kicked a 32-yard field goal.

Saint Mary's (5-5)	0	14	7	7	-	28
UC Davis (7-1)	14	7	0	10	-	31

FIRST QUARTER

UC DAVIS - Christian Nordhausen 16 pass from Ryan Flanigan (Dusty Apocotos kick), 1:39
UC DAVIS - Matt Massari 1 run (Dusty Apocotos kick), 0:41

SECOND QUARTER

SMC - Trevor Johnston 1 run (Ezequiel Arevalo kick), 5:53
SMC - Trevor Johnston 2 run (Ezequiel Arevalo kick), 1:50
UC DAVIS - Matt Massari 1 run (Dusty Apocotos kick), 0:16

THIRD QUARTER

SMC - Clint Wilson 32 run (Ezequiel Arevalo kick), 11:36

FOURTH QUARTER

UC DAVIS - Dusty Apocotos 32 FG, 14:51
SMC - Trevor Johnston 2 run (Ezequiel Arevalo kick), 10:46
UC DAVIS - Kevin Freeman 14 pass from Ryan Flanigan (Dusty Apocotos kick), 6:40

Att. - 8,850

	SMC	UC DAVIS
First downs	12	26
Rushes-yards	50-198	44-209
Passing yards	136	265
Att-Comp-Int	11-7-0	34-24-0
Total offense	334	474
Return yards	163	97
Fumbles-lost	3-2	4-2
Punts-average	6-44.7	4-42.0
Penalties-yards	2-10	9-70
Time of possession	24:58	35:02

INDIVIDUAL STATISTICS

RUSHING - SMC: Clint Wilson, 19-95, Trevor Johnston, 15-48, Heath Villareal, 3-24, Chris Harrell, 4-19, Jeff Brown, 7-8, Anthony Johnston, 1-5, Team, 1(-1). UC DAVIS: Matt Massari, 27-180, Ryan Flanigan, 11-30, O.J. Swanigan, 3-2, Kevin Freeman, 1-0, Elihu Vann, 1(-1), Team, 1(-2).

PASSING - SMC: Trevor Johnston, 11-7-0, 136. UC DAVIS: Ryan Flanigan, 34-24-3, 265.

RECEIVING - SMC: Heath Villareal, 3-30, Anthony Johnston, 2-78, Larry Irving, 1-32, Clint Wilson, 1(-4). UC DAVIS: Michael Oliva, 6-46, Michael Eaglin, 4-59, Joe Bandel, 3-59, Matt Massari, 3-5, Kevin Freeman, 2-21, Scott McGee, 2-16, Grant Saysette, 2-14, Nolan deGraaff, 1-29, Christian Nordhausen, 1-16.

2002 GAME-BY-GAME CAPSULES

GAME 11 - Nov. 23, 2002 (NCAA PLAYOFFS)

#13 AGGIES 24, #5 Central Washington 6

ELLENSBURG, Wash. – UC Davis advanced to the NCAA West Region Championship for the fourth straight year by scoring early and then riding a strong defensive effort. The victory over the Wildcats also avenged a 38-14 loss two weeks earlier.

The Aggies struck early, scoring on a 34-yard touchdown pass from receiver Billy Zeier to Kevin Freeman. On the play, quarterback Ryan Flanigan tossed the ball out to Zeier who in turn hit Freeman down the sideline.

Running back O.J. Swanigan's five-yard touchdown run - the first of his two scoring jaunts - gave UC Davis a 14-0 lead late in the first quarter. Swanigan's second score gave the Aggies a 21-6 lead just before while Dusty Apocotos' 37-yard field goal late in the third rounded out the scoring.

Flanigan finished with 266 yards passing, completing his first 13 passes. Wide receiver Michael Oliva posted another 100-yard day, catching five passes for 118 yards, including a 61-yarder that helped set up UC Davis' second score. Freeman had three catches for 100 yards.

Defensively, UC Davis stifled the Wildcats' rushing attack, holding them to just 30 yards, more than 100 less than they had in the first meeting. Angelo Caffesse and Kwamin Taylor had key interceptions, while A.J. Avila had nine tackles.

UC Davis (9-2)	14	7	3	0	-	24
Central Washington (11-1)	6	0	0	0	-	6

FIRST QUARTER

UC DAVIS - Kevin Freeman 34 pass from Billy Zeier (Dusty Apocotos kick), 10:24

UC DAVIS - O.J. Swanigan 5 run (Dusty Apocotos kick), 4:45

CWU - Willie Johnson 1 run (kick blocked), 0:17

SECOND QUARTER

UC DAVIS - O.J. Swanigan 5 run (Dusty Apocotos kick), 00:21

THIRD QUARTER

UC DAVIS - Dusty Apocotos 37 FG, 3:22

Att. - 4,105

	UC DAVIS	CWU
First downs	14	20
Rushes-yards	43-57	18-30
Passing yards	300	289
Att-Comp-Int	20-17-0	55-29-0
Total offense	357	319
Return yards	61	171
Fumbles-lost	1-0	2-1
Punts-average	7-41.9	2-33.5
Penalties-yards	4-35	2-15
Time of possession	33:20	26:40

INDIVIDUAL STATISTICS

RUSHING - UC DAVIS: O.J. Swanigan, 19-48, Elihu Vann, 11-32, Kevin Freeman, 1-0, Billy Zeier, 1-(-5), Team, 3-(-6), Ryan Flanigan, 8-(-12). CWU: Willie Johnson, 13-38, Team, 1-(-1) Zak Hill, 4-(-7).

PASSING - UC DAVIS: Ryan Flanigan, 19-16-0, 266, Billy Zeier, 1-1-0, 34. CWU: Zak Hill, 48-27-2, 272, Dale Chase, 7-2-0, 17.

RECEIVING - UC DAVIS: Michael Oliva, 5-118, Kevin Freeman, 3-100, Scott McGee, 3-29, Billy Zeier, 2-26, Grant Saysette, 1-13, O.J. Swanigan, 1-10, Joe Bandel, 1-3, Elihu Vann, 1-1. CWU: Brian Potucek, 9-90, Moses Lewis, 6-72, Brooks Denny 6-46, Josh Lopez, 4-46, Jake Roberts, 4-35.

GAME 12 - Nov. 30, 2002 (NCAA PLAYOFFS)

#18 Texas A&M-Kingsville 27, #13 AGGIES 20 (ot)

KINGSVILLE, Texas – The Aggies' season came to an end when linebacker and reserve tight end J.R. Wood recovered quarterback Abel Gonzalez's fumble in the end zone in the first overtime period to lift the Javelinas to a 27-20 win over UC Davis in the NCAA D-II quarterfinal game.

The Aggies forced the overtime period by virtue of several heroics in the final minutes. Cornerback Kwamin Taylor knocked away a fourth-down pass attempt to give his team possession with 1:09 remaining. Then a 49-yard hookup from Ryan Flanigan to Matt Massari and a 17-yard reception by Joe Bandel set the stage for Dusty Apocotos. The first-year kicker drilled a 35-yarder to erase TAMUK's 20-17 lead in the final seconds of regulation.

Michael Oliva followed his then NCAA playoff-record 233 yards in last year's meeting with 11 catches, 167 yards and two touchdowns. His second score was among his most dramatic, as he tipped a slightly errant pass from Flanigan, bobbled it three times, then wrapped it up for a game-tying touchdown to close the first half.

Bandel also hit the century mark, collecting five receptions for 107 yards. Flanigan compiled a career-high 381 yards passing for the game.

UC Davis (9-3)	7	7	3	3	0	-	20
Texas A&M-Kingsville (10-2)	0	14	6	0	7	-	27

FIRST QUARTER

UC DAVIS - Michael Oliva 15 pass from Ryan Flanigan (Dusty Apocotos kick), 9:21

SECOND QUARTER

TAMUK - Larry Williams 6 run (Richard Hammond kick), 8:43

TAMUK - Clay Woodard 41 pass from Abel Gonzalez (Richard Hammond kick), 3:52

UC DAVIS - Michael Oliva 13 pass from Ryan Flanigan (Dusty Apocotos kick), 1:42

THIRD QUARTER

TAMUK - Tracy James 75 fumble recovery (Richard Hammond kick failed), 10:36

UC DAVIS - Dusty Apocotos 43 FG, 1:50

FOURTH QUARTER

UC DAVIS - Dusty Apocotos 35 FG, 0:08

OVERTIME

TAMUK - J.R. Wood 0 fumble recovery (Richard Hammond kick)

Att. - 11,500

	UC DAVIS	TAMUK
First downs	24	20
Rushes-yards	36-96	45-287
Passing yards	381	150
Att-Comp-Int	45-25-1	23-12-1
Total offense	477	437
Return yards	44	64
Fumbles-lost	1-1	5-2
Punts-average	6-39.7	5-43.6
Penalties-yards	6-37	8-68
Time of possession	32:37	27:23

INDIVIDUAL STATISTICS

RUSHING - UC DAVIS: Matt Massari 22-70, O.J. Swanigan 5-21, Elihu Vann 1-5, Kevin Freeman 1-3, Ryan Flanigan 7-(-3). TAMUK: Abel Gonzalez 21-137, Larry Williams 20-137, Jonathan Combs 3-9, Byron Johnson 1-4.

PASSING - UC DAVIS: Ryan Flanigan 45-25-1, 381, 2. TAMUK: Abel Gonzalez 22-12-0, 150, Tracy James 1-0-0, 0, 0.

RECEIVING - UC DAVIS: Michael Oliva 11-167, Joe Bandel 5-107, Matt Massari 4-61, Kevin Freeman 2-22, Grant Saysette 1-15, Scott McGee 1-9, O.J. Swanigan 1-0. TAMUK: Brent Holmes 5-60, Clay Woodard 3-50, Gary Lusk 3-28, Robert Jones 1-12.

GRAND VALLEY STATE

GAME 1 • Sept. 6 • 6:00 p.m. • Toomey Field (10,111)

GENERAL

Location Allendale, Mich.
 (15 mi. W of Grand Rapids)
 Founded 1960
 Enrollment 20,407
 President Mark Murray

ATHLETIC DEPT.

Nickname Lakers
 School Colors Blue, Black & White
 Affiliation NCAA Division II
 Conference Great Lakes Intercollegiate Athletic
 Athletic Director Tim W. Selgo
 Athletic Phone (616) 895-2557

FOOTBALL

Head Coach Brian Kelly
 Record at School 104-34-2 (12 years)
 Career Record Same
 Starters Returning 12 (6 off., 3 def., 3 spec.)

SPORTS INFORMATION

Football Contact Tim Nott
 Office Phone (616) 895-3275
 SID FAX (616) 895-3838
 Press Box Phone (616) 331-3249
 Web Address gvsulakers.ocsn.com

PLAYERS TO WATCH

DL Keyonta Marshall (53-26-79, 23 TFLs, 12 sacks,
 1st-team All-American)
 FS Scott Mackey (71-16-87, 3 INT, 2nd-team All-American)
 DB Lucius Hawkins (41-13-54, 3 INT, 3 sacks)

2003 SCHEDULE

Sep. 6 at UC Davis
 Sep. 13 FERRIS STATE (Mich.)
 Sep. 20 WAYNE STATE (Mich.)
 Sep. 27 at Hillsdale (Mich.)
 Oct. 4 MICHIGAN TECH
 Oct. 11 at Northern Michigan
 Oct. 18 SAGINAW VALLEY STATE (Mich.)
 Oct. 25 at Northwood (Mich.)
 Nov. 1 MERCYHURST (Penn.)
 Nov. 8 at Indianapolis
 Nov. 15 at Findlay (Ohio)

2002 RESULTS (14-0, 9-0)

UC DAVIS **W, 24-17**
 at Ferris State (Mich.) cancelled
 at Wayne State (Mich.) W, 49-14
 HILLSDALE W, 44-19
 at Michigan Tech W, 56-14
 NORTHERN MICHIGAN W, 51-14
 at Saginaw Valley State (Mich.) W, 23-18
 NORTHWOOD (Mich.) W, 33-14
 at Mercyhurst (Penn.) W, 62-24
 INDIANAPOLIS (Ind.) W, 50-13
 FINDLAY (Ohio) W, 63-19
 C.W. POST (N.Y.) W, 62-13
 INDIANA (Pa.) W, 62-21
 NORTHERN COLORADO W, 44-7
 vs. Valdosta State† W, 31-24
 † - NCAA D-II Championship Game

ALL-TIME SERIES RECORD

Ags vs. Lakers: 2-1-0 2001 ...A.....L 17-24
 Davis: 1-0-0 1998 ...A.....W 40-38
 Allendale: 1-1-0 1997 ...H.....W 21-19
Aggie Streak: Lost 1
First Meeting:
 1997 (Aggies, 21-19, Davis)

NORTH DAKOTA STATE

GAME 2 • Sept. 13 • 7:00 p.m. CDT • Fargodome (18,700)

GENERAL

Location Fargo, N.D.
 (240 mi. NW of Minneapolis, Minn.)
 Founded 1890
 Enrollment 11,100
 President Dr. Joseph Chapman

ATHLETIC DEPT.

Nickname Bison
 School Colors Yellow & Green
 Affiliation NCAA Division II
 Conference North Central
 Athletic Director Gene Taylor
 Athletic Phone (701) 231-7197

FOOTBALL

Head Coach Craig Bohl (Nebraska '82)
 Record at School First year
 Career Record Same
 Starters Returning 19 (9 off., 8 def., 3 spec.)

MEDIA RELATIONS

Football Contact George A. Ellis
 Office Phone (701) 231-8331
 SID FAX (701) 231-8022 or 8761
 Press Box Phone (701) 298-2600
 Web Address www.GoBison.com

PLAYERS TO WATCH

FS Jared Essler (40-33-73, 3 pbu)
 WR Marques Johnson (37 rec., 749 yds, 5 TDs)
 ILB Josh Mock (27-33-60, 2 INT)
 ILB Jayd Kittelson (28-39-67)

2003 SCHEDULE

Aug. 30 TUSCULUM (Tenn.)
 Sep. 6 at Montana
Sep. 13 UC DAVIS
 Sep. 27 SOUTH DAKOTA STATE
 Oct. 4 at Minnesota State-Mankato
 Oct. 11 NEBRASKA-OMAHA
 Oct. 18 at North Dakota
 Oct. 25 at Augustana (S.D.)
 Nov. 1 SOUTH DAKOTA
 Nov. 8 at St. Cloud State (Minn.)
 Nov. 15 CONCORDIA (Minn.)

2002 RESULTS (2-8, 1-7)

WINONA STATE (Minn.) W, 34-23
at UC Davis L, 7-35
 AUGUSTANA (S.D.) L, 6-23
 at South Dakota L (4ot), 37-40
 NORTH DAKOTA L, 6-12
 MINNESOTA ST.-MANKATO W, 37-20
 at South Dakota State L, 20-25
 NORTHERN COLORADO L, 7-29
 at Nebraska-Omaha L, 42-49
 ST. CLOUD STATE (Minn.) L, 7-31

ALL-TIME SERIES RECORD

Ags vs. Bison: 2-3-0 2002 ...H.....W 35-7
 Davis: 2-2-0 1985 ...H.....L 12-31
 Fargo: 0-1-0 1984 ...A.....L 23-31
Aggie Streak: Won 1 1983 ...H.....L 17-26
First Meeting: 1982 ...H.....W 19-14
 1982 (Aggies, 19-14, Davis)

TEXAS STATE

GAME 3 • Sept. 20 • 6:00 p.m. CDT • Bobcat Stadium (15,218)

GENERAL (formerly Southwest Texas State)

Location San Marcos, Texas
 (30 mi. SSW of Austin)
 Founded 1899
 Enrollment 25,045
 President Dr. Denise Trauth (Mt. St. Joseph '71)

ATHLETIC DEPT.

Nickname Bobcats
 School Colors Maroon & Gold
 Affiliation NCAA Division I-AA
 Conference Southland
 Athletic Director Greg LaFleur (LSU '81)
 Athletic Phone (512) 245-2114

FOOTBALL

Head Coach Manny Matsakis (Capital [Oh.] '84)
 Record at School First year
 Career Record 26-18 (3 years)
 Starters Returning 11 (6 off., 5 def.)

MEDIA RELATIONS

Football Contact Tony Brubaker
 Office Phone (512) 245-2966
 SID FAX (512) 245-2967
 Press Box Phone (512) 245-7765 or 7766
 Web Address www.swtbobcats.com

PLAYERS TO WATCH

OL Ken McKoy (2nd-team All-Southland)
 TE Jason Glover (9 rec., 144 yds, 2 TDs
 2nd-team All-Southland)
 DB Brandon Dickinson (71-38-109)

2003 SCHEDULE

Aug. 30 at New Mexico
 Sep. 6 ANGELO STATE (Texas)
 Sep. 13 at Tulsa (Okla.)
Sep. 20 UC DAVIS
 Sep. 27 SOUTHEASTERN LOUISIANA
 Oct. 4 at Florida Atlantic
 Oct. 11 at Southern Utah
 Oct. 18 NORTHWESTERN ST. (La.)
 Oct. 25 at Stephen F. Austin (Texas)
 Oct. 30 McNEESE STATE (La.)
 Nov. 6 at Nicholls State (La.)
 Nov. 15 Bye
 Nov. 22 SAM HOUSTON (Texas)

2002 RESULTS (4-7, 1-5)

at Minnesota L, 0-42
 TEXAS A&M-KINGSVILLE W, 28-21
 TEXAS SOUTHERN W, 17-10
 SOUTHERN UTAH W, 49-19
 at Portland State (Ore.) L, 0-16
 at Northwestern State (La.) L, 27-40
 NICHOLLS STATE (La.) L, 21-24
 JACKSONVILLE STATE (Fla.) W, 27-20
 at McNeese State (La.) L, 7-47
 STEPHEN F. AUSTIN (Texas) L, 21-30
 at San Houston (Texas) L, 14-21

ALL-TIME SERIES RECORD

Ags vs. Bobcats: 0-1-0 1982 ... N L 9-34
 Davis: 0-0-0
 San Marcos: 0-0-0
 McAllen: 0-1-0
Aggie Streak: Last 1
First Meeting:
 1982 (Bobcats, 34-9, McAllen†)

†-NCAA D-II Championship Game

SACRAMENTO STATE

GAME 4 • Oct. 4 • 6:05 p.m. • Hornet Stadium (21,195)

GENERAL

Location Sacramento, Calif. (19 mi. E of Davis)
 Founded 1947
 Enrollment 28,558
 President Dr. Alexander Gonzalez (Pomona '72)

ATHLETIC DEPT.

Nickname Hornets
 School Colors Green & Gold
 Affiliation NCAA Division I-AA
 Conference Big Sky
 Athletic Director Dr. Terry Wanless
 Athletic Phone (916) 278-6481

FOOTBALL

Head Coach Steve Mooshagian (Fresno State '82)
 Record at School First year
 Career Record Same
 Starters Returning 17 (8 off., 8 def., 1 spec.)

MEDIA RELATIONS

Football Contact Brian Berger (UC Santa Barbara '97)
 Office Phone (916) 278-6896
 SID FAX (916) 278-5429
 Press Box Phone (916) 278-5995
 Web Address www.hornetsports.com

PLAYERS TO WATCH

WR Fred Amey (62 rec., 989 yds, 9 TDs; 1st-team All-Big Sky)
 QB Ryan Leadingham (372-220-7, 2,785 yds, 15 TDs)
 LB Ryan Kroeker (69-36-105, 5 TFLs)
 DB Camron Mbewa (34-15-49, 2nd-team All-Big Sky)

2003 SCHEDULE

Aug. 30 at Oregon State
 Sep. 6 SAINT MARY'S
 Sep. 13 at Cal Poly
 Sep. 20 Bye
 Sep. 27 IDAHO STATE
Oct. 4 UC DAVIS
 Oct. 11 NORTHERN ARIZONA
 Oct. 18 at Portland State (Ore.)
 Oct. 25 EASTERN WASHINGTON
 Nov. 1 at Montana State
 Nov. 8 MONTANA
 Nov. 15 at Weber State (Utah)

2002 RESULTS (5-7, 3-4)

at UTEP L, 12-42
 at Saint Mary's L, 12-20
 CAL POLY W, 27-17
 at Idaho State L, 24-32
at UC Davis L, 21-38
 at Northern Arizona W, 24-21
 PORTLAND STATE L, 20-34
 at Eastern Washington W, 48-41
 MONTANA STATE L, 30-31
 at Montana L, 24-31
 WEBER STATE W, 41-38
 HUMBOLDT STATE W, 43-35

ALL-TIME SERIES RECORD

Ags vs. Hornets: 34-16-0
 Toomey Field: 15-7-0
 Hornet Stadium: 10-4-0
 Hughes Stadium: 7-4-0
 Grant Bowl: 2-1-0
Aggie Streak: Won 3
First Meeting:
 1954 (UCD, 14-0, Hughes)

2002 ... Hughes W 38-21
 2001 ... Hornet W 43-0
 2000 ... Hughes W 13-10
 1999 ... Hornet L 27-48
 1998 ... Toomey W 30-13
 1997 ... Hornet W (3ot) 36-28
 1996 ... Toomey L 24-27
 1995 ... Hornet W 52-42
 1994 ... Toomey W 27-24
 1993 ... Hornet W 47-32

1992 ... Hughes W 21-14
 1991 ... Hughes L 18-50
 1990 ... Hughes L 12-16
 1989 ... Hughes L 20-21
 1988* ... Toomey L 14-35
 1988 ... Toomey L 28-31
 1987 ... Hughes W 28-10
 1986 ... Toomey W 29- 6
 1985 ... Hughes W 37-30
 1984 ... Toomey W 38-21
 1983 ... Hornet W 52-14
 1982 ... Toomey W 51- 6
 1981 ... Toomey W 21-13
 1980 ... Hughes W 16- 6
 1979 ... Toomey W 32- 7
 1978 ... Hornet W 39- 0
 1977 ... Toomey W 28- 0
 1976 ... Hornet W 34- 0
 1975 ... Toomey W 38- 3
 1974 ... Hornet W 22-17
 1973 ... Toomey W 24-15

1972 ... Hornet W 17-16
 1971 ... Toomey W 24-17
 1970 ... Hornet W 28-10
 1969 ... Toomey L^A 10-18
 1968 ... Hornet L 7-24
 1967 ... Toomey L 6-23
 1966 ... Hornet L 24-36
 1965 ... Toomey W 20-14
 1964 ... Hornet L 0-27
 1963 ... Toomey W 17- 8
 1962 ... Hughes L 7-26
 1961 ... Toomey W 14- 0
 1960 ... Grant L 0-31
 1959 ... Toomey L 6-21
 1958 ... Grant W 22-14
 1957 ... Toomey L 0-26
 1956 ... Grant W 33-26
 1955 ... Toomey W 29- 0
 1954 ... Hughes W 14- 0
 * - NCAA Playoff
 ^ - Game later forfeited

WESTERN OREGON

GAME 5 • Oct. 11 • 6:00 p.m. • Toomey Field (10,111)

GENERAL

Location Monmouth, Ore. (15 mi. SW of Salem)
 Founded 1856
 Enrollment 5,030
 President Dr. Philip W. Conn

ATHLETIC DEPT.

Nickname Wolves
 School Colors Crimson Red & White
 Affiliation NCAA Division II
 Conference Great Northwest Athletic
 Athletic Director Jon Carey
 Athletic Phone (503) 838-8252

FOOTBALL

Head Coach Dr. Duke Iverson (Whitman '62)
 Record at School 29-18 (5 years)
 Career Record 121-70-3 (19 years)
 Starters Returning 18 (8 off., 8 def., 3 spec.)

SPORTS INFORMATION

Football Contact Russ Blunck (Pacific [Ore.] '82)
 Office Phone (503) 838-8160
 SID FAX (503) 838-8164
 Press Box Phone (503) 838-8922
 Web Address www.wou.edu/athletics

PLAYERS TO WATCH

QB Denny Bies (290-162-11, 2,088 yds, 15 TDs)
 WR Brad Satran (56 rec, 874 yds, 6 TDs, GNAC All-Star)
 DL Jeff Charleston (10.5 TFLs, 6 sacks, GNAC All-Star)
 DB Chad Boyd (26-34-60, 3 INT, GNAC All-Star)

2003 SCHEDULE

Sep. 6 at Humboldt State
 Sep. 13 WESTERN WASHINGTON
 Sep. 20 SOUTH DAKOTA STATE
 Sep. 27 MESA STATE (Colo.)
 Oct. 4 at Southern Utah
Oct. 11 at UC Davis
 Oct. 18 at Western New Mexico
 Oct. 25 Bye
 Nov. 1 CENTRAL WASHINGTON
 Nov. 8 HUMBOLDT STATE
 Nov. 15 at Western Washington

2002 RESULTS (5-5, 1-2)

at Mesa State (Colo.) W, 22-19
 at Eastern Washington L, 20-55
 at Carson-Newman (Tenn.) L, 20-55
UC DAVIS L, 20-64
 at San Diego W, 34-3
 WESTERN NEW MEXICO W, 36-17
 at Central Washington L, 13-40
 at Southern Oregon W, 34-20
 WESTERN WASHINGTON L (ot), 17-20
 HUMBOLDT STATE W, 41-14

ALL-TIME SERIES RECORD

Ags vs. Wolves:	6-0-0	2002 ...A..... W 64-20
Davis:	3-0-0	2001 ...H..... W 43-32
Monmouth:	3-0-0	2000 ...A..... W 59-28
Aggie Streak:	Won 6	1999 ...A..... W(ot) 40-33
First Meeting:		1998 ...H..... W 48-16
1997 (UC Davis, 40-16, Davis)		1997 ...H..... W 40-16

WESTERN WASHINGTON

GAME 6 • Oct. 18 • 1:00 p.m. • Toomey Field (10,111)

GENERAL

Location Bellingham, Wash. (88 mi. N of Seattle)
 Founded 1893
 Enrollment 12,400
 President Dr. Karen W. Morse (Denison [Oh] '62)

ATHLETIC DEPT.

Nickname Vikings
 School Colors Navy Blue, Silver & White
 Affiliation NCAA Division II
 Conference Great Northwest Athletic Conference
 Athletic Director Lynda Goodrich (Western Wash. '66)
 Athletic Phone (360) 650-3109

FOOTBALL

Head Coach Rob Smith (Washington '81)
 Record at School 95-46-1 (14 years)
 Career Record Same
 Starters Returning 13 (5 off., 7 def., 1 spec.)

SPORTS INFORMATION

Football Contact Paul Madison (Western Wash. '71)
 Office Phone (360) 650-3108
 SID FAX (360) 650-3495
 Press Box Phone (360) 676-6976
 Web Address http://www.wvuvikings.com

PLAYERS TO WATCH

LB Lann Olson (49-39-88, 11.5 TFL, All-West Region)
 RB Duncan Sherrard (139-for-687 rushing, 7 TDs, GNAC Co-Freshman Of The Year)
 P/K Michael Koenen (44.9 avg., 1st-team All-American)

2003 SCHEDULE

Sep. 4 ST. CLOUD STATE (Minn.)
 Sep. 13 at Western Oregon
 Sep. 20 at Nebraska-Omaha
 Sep. 27 SAINT MARY'S
 Oct. 4 at Central Washington
 Oct. 11 at Northern Colorado
Oct. 18 at UC Davis
 Oct. 25 CENTRAL WASHINGTON
 Nov. 1 at Humboldt State
 Nov. 8 Bye
 Nov. 15 WESTERN OREGON

2002 RESULTS (6-4, 2-1)

at Central Oklahoma W, 24-16
 FORT LEWIS (Colo.) W, 52-14
 at Saint Mary's W, 31-28
 WESTERN NEW MEXICO W, 62-13
 at South Dakota State L, 19-23
 at Central Washington L(ot), 28-35
 HUMBOLDT STATE W, 27-7
 NEW HAVEN (Conn.) L, 21-47
 at Western Oregon W(ot), 20-17
 UC DAVIS L, 7-14

ALL-TIME SERIES RECORD

Ags vs. Vikings:	6-0-0	2002 ...A..... W 14-7
Davis:	3-0-0	2001 ...H..... W 40-32
Bellingham:	3-0-0	2000 ...A..... W 35-28
Aggie Streak:	Won 6	1999 ...H..... W 55-24
First Meeting:		1998 ...A..... W 28-24
1997 (Aggies, 16-7, Davis)		1997 ...H..... W 16-7

SAINT MARY'S

GAME 7 • Nov. 1 • 1:00 p.m. • Saint Mary's Stadium (5,500)

GENERAL

Location Moraga, Calif. (75 miles SW of Davis)
 Founded 1863
 Enrollment 2,500
 President Brother Craig Joseph Franz, FSC

ATHLETIC DEPT.

Nickname Gaels
 School Colors Red & Blue
 Affiliation NCAA Division I-AA
 Conference Independent
 Athletic Director Carl R. Clapp
 Athletic Phone (925) 631-4383

FOOTBALL

Head Coach Vincent White (Stanford '84)
 Record at School First year
 Career Record Same
 Starters Returning 14 (7 off., 6 def., 1 spec.)

SPORTS INFORMATION

Football Contact Rich Davi (Fresno State '97)
 Office Phone (925) 631-4402
 SID FAX (925) 631-4405
 Press Box Phone (925) 631-3906
 Web Address www.SMCGaels.com

PLAYERS TO WATCH

FS Weston Borba (85-30-115, 4 INT, 9 pbu)
 RB Clint Wilson (212-for-1,100 rushing, 6 TDs)
 LB Ramon Burley-Johnson (74-25-99, 10 TFL, 5.5 sacks)
 CB Greg Kavulich (36-10-46, 7 INT)

2003 SCHEDULE

Aug. 30 at Northern Arizona
 Sep. 6 at Sacramento State
 Sep. 13 HUMBOLDT STATE
 Sep. 27 at Western Washington
 Oct. 4 MONTANA STATE
 Oct. 11 at Lehigh (Pa.)
 Oct. 18 at Cal Poly
 Oct. 25 SOUTHEASTERN LOUISIANA
Nov. 1 UC DAVIS
 Nov. 8 at Drake (Iowa)
 Nov. 15 SOUTHERN UTAH
 Nov. 22 WEBER STATE (Utah)

2002 RESULTS (6-6)

at Montana State L, 24-27
 SACRAMENTO STATE W, 20-12
 BUCKNELL W (ot), 23-22
 at Central Washington L, 20-30
 WESTERN WASHINGTON L, 28-31
 at Humboldt State W, 36-7
 at Holy Cross (Mass.) L, 22-24
 CAL POLY W, 35-17
 at Southern Utah W, 24-14
at UC Davis L, 28-31
 DRAKE W, 46-28
 NORTHERN ARIZONA L, 12-24

ALL-TIME SERIES RECORD

Ags vs. Gaels: 12-8-0	2002 ... H ... W 31-28	1992 ... H ... W 30-26
Davis: 8-2-0	2001 ... A ... L 21-24	1991 ... A ... W 13-12
Moraga: 4-2-0	2000 ... H ... W 55-14	1990 ... H ... W 35-19
Sacramento: 0-2-0	1999 ... A ... W 28-14	1926 ... SF ... L 7-20
San Francisco: 0-2-0	1998 ... H ... W 31-7	1925 ... Sac ... L 13-32
Aggie Streak: Won 1	1997 ... A ... W 19-9	1924 ... SF ... L 6-42
First Meeting: 1915 (SMC, 9-0, Davis)	1996 ... H ... W 31-10	1923 ... Sac ... L 7-42
	1995 ... A ... L 24-33	1919 ... H ... L 0-14
	1994 ... H ... W 13-0	1916 ... H ... W 13-3
	1993 ... A ... W 28-21	1915 ... H ... L 0-9

CAL POLY

GAME 8 • Nov. 8 • 1:00 p.m. • Toomey Field (10,111)

GENERAL

Location San Luis Obispo, Calif.
 (178 mi. S of San Jose)
 Founded 1901
 Enrollment 18,000
 President Dr. Warren J. Baker (Notre Dame '60)

ATHLETIC DEPT.

Nickname Mustangs
 School Colors Forest Green & Gold
 Affiliation NCAA Division I-AA
 Conference Independent
 Athletic Director John McCutcheon (Indiana [Pa.] '75)
 Athletic Phone (805) 756-2924

FOOTBALL

Head Coach Rich Ellerson (Hawaii '76)
 Record at School 9-13 (2 years)
 Career Record 13-20 (3 years)
 Starters Returning 15 (6 off., 8 def., 1 spec.)

SPORTS INFORMATION

Football Contact Eric Burdick
 Office Phone (805) 756-6550
 SID FAX (805) 756-2650
 Press Box Phone (805) 756-6739
 Web Address www.GoPoly.com

PLAYERS TO WATCH

WR Ryan McCarty (39-for-328 rec., 17-228 PR, 29-650 KR)
 QB Chris Peterson (174-76-10, 1,066 yds, 5 TDs)
 WR Jonah Russell (33 rec., 581 yds, 4 TDs)
 LB Jordan Beck (62-51-113, 13 TFL, 4.5 sacks)

2003 SCHEDULE

Sep. 6 at Texas-El Paso
 Sep. 13 SACRAMENTO STATE
 Sep. 20 MONTANA STATE
 Sep. 27 at Northern Arizona
 Oct. 4 at Montana
 Oct. 11 at Akron (Ohio)
 Oct. 18 SAINT MARY'S
 Nov. 1 SOUTHERN UTAH
Nov. 8 at UC Davis
 Nov. 15 IDAHO STATE
 Nov. 22 HUMBOLDT STATE

2002 RESULTS (3-8)

at Toledo (Ohio) L, 16-44
 NORTHERN ARIZONA L, 24-31
 at Kent State (Ohio) L, 34-37
 at Sacramento State L, 17-27
 NORTHERN IOWA L(3ot), 26-29
 at Southern Utah W, 27-21
 at Saint Mary's L, 17-35
UC DAVIS L, 14-28
 HUMBOLDT STATE W, 30-0
 at Idaho State L, 14-24
 WEBER STATE (Utah) W, 28-26

ALL-TIME SERIES RECORD

Ags vs. Mustangs: 14-12-2	2002 ... A ... W 28-14	1988 ... H ... T 21-21
Davis: 8-4-2	2001 ... H ... L 28-31	1987 ... A ... L 0-41
San Luis Obispo: 6-8-0	2000 ... A ... W 63-28	1986 ... H ... W 32-21
Aggie Streak: Won 1	1999 ... H ... W 31-24	1985 ... A ... W 34-21
First Meeting: 1939 (UCD, 28-0, Davis)	1998 ... A ... W 34-24	1984 ... H ... W 10-6
	1997 ... H ... L 19-20	1983 ... A ... W 24-14
	1996 ... A ... L 13-17	1982 ... H ... W 24-0
	1995 ... H ... W 34-31	1981 ... A ... L 0-30
	1994 ... A ... L 31-32	1980 ... H ... L 25-28
	1993 ... H ... W 37-26	1979 ... A ... L 10-31
	1992 ... H ... T 31-31	1978 ... H ... W 29-22
	1991 ... A ... W 31-28	1976 ... A ... L 14-26
	1990 ... H ... L 0-19	1940 ... A ... L 7-20
	1989 ... A ... L 21-28	1939 ... H ... W 28-0

CENTRAL WASHINGTON

GAME 9 • Nov. 15 • 1:00 p.m. • Toomey Field (10,111)

GENERAL

Location Ellensburg, Wash. (100 mi. SE of Seattle)
 Founded 1891
 Enrollment 8,000
 President Dr. Jeryllyn McIntyre (Stanford '64)

ATHLETIC DEPT.

Nickname Wildcats
 School Colors Crimson & Black
 Affiliation NCAA Division II
 Conference Great Northwest Athletic Conference
 Athletic Director Jack Bishop (Southern Utah '69)
 Athletic Phone (509) 963-1914

FOOTBALL

Head Coach John Zamberlin
 (Pac. Lutheran [Wash.] '79)
 Record at School 36-26 (6 years)
 Career Record Same
 Starters Returning 16 (8 off., 6 def., 2 spec.)

SPORTS INFORMATION

Football Contact Jonathan Gordon (Western Oregon '01)
 Office Phone (509) 963-1485
 SID FAX (509) 963-2351
 Press Box Phone (509) 963-2250 or 1953
 Web Address www.wildcatsports.com

PLAYERS TO WATCH

QB Zak Hill (308-209-7, 2,694, 22 TDs,
 3rd-team All-American)
 LB Blake Walker (41-50-91, 7.5 TFL, 1st-team All-GNAC)
 WR Brian Potucek (86-for-1,265 receiving, 11 TDs,
 GNAC Off. Player of the Year)
 RB Willie Johnson (164-for-929 rushing, 18 TDs,
 3rd-team All-West)

2003 SCHEDULE

Aug. 29 CARROLL (Mont.)
 Sep. 6 at Fort Lewis (Colo.)
 Sep. 13 at Eastern Washington
 Sep. 20 WESTERN NEW MEXICO
 Oct. 4 WESTERN WASHINGTON
 Oct. 18 HUMBOLDT STATE
 Oct. 25 at Western Washington
 Nov. 1 at Western Oregon
 Nov. 8 NEW HAVEN (Conn.)
Nov. 15 at UC Davis

2002 RESULTS (11-1, 3-0)

FORT LEWIS W, 75-41
 at North Dakota W, 43-7
 at Carroll (Mont.) W, 26-8
 SAINT MARY'S W, 30-20
 at New Haven W, 21-13
 at Montana State W, 31-16
 at Western New Mexico W, 56-10
 WESTERN WASHINGTON W(ot), 35-28
 WESTERN OREGON W, 40-13
 at Humboldt State W, 41-14
UC DAVIS W, 38-14
UC DAVIS L, 6-24

ALL-TIME SERIES RECORD

Agvs vs. Wildcats:	6-1-0	2002 ...A..... W..... 24-6
Davis:	3-0-0	2002 ...A..... L..... 14-38
Ellensburg:	3-1-0	2001 ...H..... W..... 48-13
Aggie Streak:	Won 1	2000 ...A..... W..... 31-21
First Meeting:		1999 ...H..... W..... 20-13
1997 (Aggies, 32-6, Davis)		1998 ...A..... W..... 51-16
		1997 ...H..... W..... 32-6

NORTHERN COLORADO

GAME 10 • Nov. 22 • 1:00 p.m. • Toomey Field (10,111)

GENERAL

Location Greeley, Colo. (63 mi. N of Denver)
 Founded 1889
 Enrollment 10,982
 President Kay Norton

ATHLETIC DEPT.

Nickname Bears
 School Colors Blue & Gold
 Affiliation NCAA Division I-AA Provisional
 Conference Independent
 Athletic Director Jim Fallis
 Athletic Phone (970) 351-2534

FOOTBALL

Head Coach Kay Dalton (Colorado State '54)
 Record at School 23-13 (3 years)
 Career Record 56-25 (8 years)
 Starters Returning 16 (6 off., 8 def., 2 spec.)

SPORTS INFORMATION

Football Contact Colin McDonough
 Office Phone (970) 351-1065
 SID FAX (970) 351-2018
 Press Box Phone (970) 351-1995
 Web Address www.uncbears.com

PLAYERS TO WATCH

LB Cabel Rohloff (46-46-92, 4 INT, 7 TFL,
 1st-team All-American)
 RB Adam Matthews (298-for-1,372 rushing, 14 TDs)
 FS Reed Doughty (53-61-114, 4 INT, 6 TFLs)
 NG Dusty Hoffschneider (29-36-65, 7 sacks, 15 TFLs)

2003 SCHEDULE

Aug. 30 NEW MEXICO HIGHLANDS
 Sep. 6 at Western State (Colo.)
 Sep. 13 at Idaho State
 Sep. 20 MINNESOTA ST.-MANKATO
 Sep. 27 at Montana State
 Oct. 11 WESTERN WASHINGTON
 Oct. 18 at Florida Atlantic
 Oct. 25 ADAMS STATE (Colo.)
 Nov. 8 at Southern Utah
 Nov. 15 AUGUSTANA (S.D.)
Nov. 22 at UC Davis

2002 RESULTS (12-2, 8-0)

WESTERN STATE (Colo.) W, 31-0
 at Montana L, 14-31
 NORTH DAKOTA W, 28-12
 MINNESOTA ST.-MANKATO W, 27-14
 at Nebraska-Omaha W(ot), 30-23
 at St. Cloud State (Minn.) W(ot), 27-24
 SOUTH DAKOTA W, 27-10
 at Augustana (S.D.) W, 31-7
 SOUTH DAKOTA STATE W, 28-17
 at New Haven W, 18-7
 CENTRAL MISSOURI STATE W, 49-28
 NORTHWEST MISSOURI STATE W, 23-12
 GRAND VALLEY STATE L, 7-44

ALL-TIME SERIES RECORD

Agvs vs. Bears: 0-0-0
 First meeting

ALL-TIME RECORDS VS. OPPONENTS

COLLEGES	MEETINGS				
	W	L	T	First	Last
ABILENE CHRISTIAN (TEXAS)	2	0	0	2001	2002
Angelo State (Texas)	1	1	0	1989	1998
Arizona	1	1	0	1923	1924
Arizona State	0	1	0	1940	1940
Bethune-Cookman (Fla.)	1	0	0	1977	1977
Bloomsburg (Pa.)	0	1	0	2000	2000
Boise State (Idaho)	0	3	0	1973	1985
Brigham Young	2	2	1	1926	1937
Butler (Ind.)	1	0	0	1983	1983
Cal Lutheran	3	0	1	1977	1984
Cal Poly Pomona	7	2	0	1966	1982
CAL POLY	14	12	2	1939	2002
Cal St. Fullerton	1	1	0	1973	1974
Cal St. Hayward	23	5	0	1965	1992
Cal St. Long Beach	0	2	0	1956	1957
Cal St. Northridge	14	6	0	1975	2001
Cal Tech	1	0	1	1925	1926
Carson-Newman (Tenn.)	0	1	0	1996	1996
Central Oklahoma	2	0	0	1996	1999
CENTRAL WASHINGTON	6	1	0	1997	2002
Chadron State (Nebr.)	1	0	0	2000	2000
Chico State	46	20	3	1922	1996
Clarion (Pa.)	1	0	0	1997	1997
Eastern Illinois	0	1	0	1978	1978
Eastern Oregon	1	0	0	2000	2000
Fort Hays State (Kan.)	1	0	0	1993	1993
Fresno State	5	11	1	1922	1938
GRAND VALLEY STATE (Mich.)	2	1	0	1997	2002
HUMBOLDT STATE	41	15	3	1935	2002
Idaho	0	1	0	1997	1997
LaVerne	1	0	0	1936	1936
Lehigh (Pa.)	0	1	0	1977	1977
Loyola Marymount	1	2	0	1928	1930

Massachusetts	0	1	0	1972	1972
Mesa State (Colo.)	1	0	0	2000	2000
Montana	0	2	0	1926	1995
Nevada	21	27	3	1915	1989
New Haven (Conn.)	1	2	0	1997	1999
New Mexico Highlands	2	0	0	2000	2001
North Dakota	0	1	0	2001	2001
NORTH DAKOTA STATE	2	3	0	1982	2002
Northeastern State (Okla.)	0	1	0	1999	1999
Northern Michigan	1	0	0	1982	1982
Occidental	3	11	2	1940	1971
Oregon State	0	4	0	1927	1930
Pacific (Ore.)	3	3	0	1949	1960
Pacific, Univ. of	7	18	2	1923	1994
Pomona College	2	0	0	1962	1963
Portland State (Ore.)	1	4	0	1974	1996
Puget Sound (Wash.)	2	1	0	1977	1981
Sacramento City Coll.	6	2	2	1928	1939
SACRAMENTO STATE	34	16	0	1954	2002
SAINT MARY'S	12	8	0	1915	2002
San Francisco	4	4	0	1917	1971
San Francisco State	33	17	1	1937	1994
San Jose State	3	2	2	1929	1934
Santa Clara	19	15	1	1920	1992
Sonoma State	14	2	0	1970	1996
South Dakota	0	1	0	1986	1986
South Dakota State	1	1	0	1997	1998
Southern Oregon	6	1	1	1932	1953
Southern Utah	6	2	0	1993	2000
Stanford	0	1	0	1932	1932
Tarleton State (Texas)	1	0	0	2001	2001
Texas A&M-Commerce	2	0	0	1998	1999
TEXAS A&M-KINGSVILLE	3	3	0	1993	2002
Texas State-San Marcos	0	1	0	1982	1982
UC Berkeley	0	8	0	1932	1939

UCLA	0	2	0	1932	1934
UC Riverside	10	2	0	1960	1975
UC Santa Barbara	7	14	2	1938	1965
West Chester (Pa.)	1	0	0	2000	2000
Western New Mexico	1	0	0	1996	1996
WESTERN OREGON	6	0	0	1997	2002
Western State (Colo.)	1	0	0	1995	1995
WESTERN WASHINGTON	6	0	0	1997	2002
Whittier	4	16	1	1938	1972
Willamette (Ore.)	0	1	1	1957	1958

2003 OPPONENTS IN BOLD
2002 OPPONENTS IN CAPS

CLUBS/SCHOOLS	MEETINGS				
	W	L	T	First	Last
Agnetian Club	1	0	0	1921	1921
Arbuckle Amer. Legion	1	0	0	1927	1927
Cal Ramblers	5	13	2	1915	1957
Fairfield Army AFB	1	0	0	1948	1948
Mare Island	2	1	0	1921	1922
Naval Hospital	3	0	0	1924	1926
Navy Pre-Flight	0	1	0	1942	1942
Olympic Club	1	3	1	1916	1927
Pasadena Athletic Club	1	0	0	1924	1924
Preston Academy	3	1	0	1916	1921
San Diego Marines	1	0	0	1931	1931
San Francisco Nationals	1	0	0	1915	1915
Stanford Frash	2	1	0	1919	1923
Stanford Braves	1	2	1	1946	1950
Stockton Motor Base	1	0	0	1942	1942
UC Berkeley Frash	2	7	0	1915	1923
USS Boston	2	0	0	1919	1920
West Coast Army	0	2	0	1930	1931
Woodland Amer. Legion	1	0	0	1924	1924

ALL-TIME NCAA PLAYOFF APPEARANCES

In 1973, the NCAA established the three divisional format, and began sponsoring a Division II playoff. In its first year, there was an eight-team field, which expanded to a 16-team playoff in 1988.

Prior to that year, four regional bowl games were played in order to provide postseason action for what were then called NCAA College Division institutions.

1. UC DAVIS	18
2. North Dakota State	17
3. Indiana (Pa.)	13
4. Pittsburg State (Kan.)	12
5. Texas A&M-Kingsville	11
6. Jacksonville State (Ala.)	10
T7. North Dakota	9
T7. North Alabama	9
T7. Northern Colorado	9
T10. Portland State (Ore.)	8
T10. Virginia Union	8
T10. Carson-Newman (Tenn.)	8
T10. Northwest Missouri State	8

Italicized schools no longer eligible for Div. II playoffs

SERIES RECORDS DURING THE BIGGS ERA

(1993-2001)	W	L	T	Home		W	L	T	Home
Abilene Christian (Texas)	2	0	0	—	North Dakota	0	1	0	—
Angelo State (Texas)	1	0	0	—	NORTH DAKOTA STATE	1	0	0	1-0-0
Bloomsburg (Pa.)	0	1	0	0-1-0	Northeastern State (Okla.)	0	1	0	0-1-0
CAL POLY	6	4	0	3-2-0	Pacific	0	1	0	—
Cal St. Hayward	1	0	0	1-0-0	Portland State (Ore.)	0	2	0	—
Cal St. Northridge	3	2	0	3-0-0	SACRAMENTO STATE	8	2	0	4-1-0
Carson-Newman (Tenn.)	0	1	0	—	SAINT MARY'S	8	1	0	5-0-0
Central Oklahoma	2	0	0	2-0-0	San Francisco State	2	0	0	1-0-0
CENTRAL WASHINGTON	6	1	0	3-0-0	Sonoma State	4	0	0	2-0-0
Chico State	3	0	0	2-0-0	South Dakota State	1	1	0	0-1-0
Clarion (Pa.)	1	0	0	—	Southern Utah	6	2	0	4-0-0
Eastern Oregon	1	0	0	1-0-0	Tarleton State (Texas)	1	0	0	1-0-0
Fort Hays State (Kan.)	1	0	0	1-0-0	Texas A&M-Commerce	2	0	0	1-0-0
GRAND VALLEY STATE (Mich.)	2	1	0	1-0-0	TEXAS A&M-KINGSVILLE	4	2	0	0-2-0
HUMBOLDT STATE	5	1	1	3-0-1	West Chester (Pa.)	1	0	0	1-0-0
Idaho	0	1	0	—	Western New Mexico	1	0	0	1-0-0
Mesa State (Colo.)	1	0	0	1-0-0	WESTERN OREGON	6	0	0	3-0-0
Montana	0	1	0	—	Western State (Colo.)	1	0	0	1-0-0
New Haven (Conn.)	1	2	0	0-1-0	WESTERN WASHINGTON	6	0	0	3-0-0
New Mexico Highlands	2	0	0	1-0-0					

2003 OPPONENTS IN BOLD
2002 OPPONENTS IN CAPS

ALL-TIME POSTSEASON HISTORY

(15-21 OVERALL, 15-18 IN NCAA DIV. II, 18 APPEARANCES)

NCAA DIVISION II PLAYOFFS

2002 First Round at Ellensburg, Wash. Defeated Central Washington, 24-6
 Quarterfinal at Kingsville, Texas Lost to Texas A&M-Kingsville, 20-27 (ot)
2001 First Round at Kingsville, Texas Defeated Texas A&M-Kingsville, 37-32
 Quarterfinal at Davis Defeated Tarleton State (Texas), 42-25
 Semifinal Round at Grand Forks, N.D. Lost to North Dakota, 2-14
2000 First Round at Davis Defeated Chadron State (Neb.), 48-10
 Quarterfinal Round at Davis Defeated Mesa State (Colo.), 62-18
 Semifinal Round at Davis Lost to Bloomsburg (Pa.), 58-48
1999 First Round at Davis Defeated Central Oklahoma, 33-17
 Quarterfinal at Davis Lost to Northeastern State (Okla.) 19-14
1998 First Round at Davis Lost to Texas A&M-Kingsville, 54-21
1997 Semifinal at New Haven, Conn. Lost to New Haven (Conn.) 27-25
 Quarterfinal at San Angelo, Texas Defeated Angelo State 50-33
 First Round at Kingsville, Texas Defeated Texas A&M-Kingsville, 37-33
1996 Semifinal at Jefferson City, Tenn. Lost to Carson-Newman (Tenn.) 29-26
 Quarterfinal at Davis Defeated Central Oklahoma, 26-7
 First Round at Kingsville, Texas Defeated Texas A&M-Kingsville, 17-14
1993 Quarterfinal at Davis Lost to Texas A&M-Kingsville, 51-28
 First Round at Davis Defeated Fort Hays State (Kan.) 37-34
1992 First Round at Portland, Ore. Lost to Portland State, 42-28
1989 First Round at Davis Lost to Angelo State (Texas), 28-23
1988 First Round at Davis Lost to Sacramento State, 35-14
1986 Quarterfinal at Davis Lost to South Dakota, 26-23
1985 Quarterfinal at Davis Lost to North Dakota State, 31-12
1984 Quarterfinal at Fargo, N.D. Lost to North Dakota State, 31-23
1983 Semifinal at Davis Lost to North Dakota State, 26-17
 Quarterfinal at Davis Defeated Butler (Ind.) 25-6
1982 Championship at McAllen, Texas Lost to Southwest Texas State., 34-9
 Semifinal at Davis Defeated North Dakota State, 19-14
 Quarterfinal at Davis Defeated Northern Michigan, 42-21
1978 Quarterfinal at Davis Lost to Eastern Illinois, 35-31
1977 Semifinal at Davis Lost to Lehigh (Pa.) 39-30
 Quarterfinal at Davis Defeated Bethune-Cookman (Fla.) 34-16

NCAA COLLEGE DIVISION REGIONAL BOWLS

1972 Boardwalk Bowl at Atlantic City, N.J. Lost to Massachusetts, 35-14
------	---	------------------------------------

LOCAL BOWL GAMES

1951 Pear Bowl at Medford, Ore. Lost to Pacific University (Ore.), 25-7
1949 Pear Bowl at Medford, Ore. Lost to Pacific University (Ore.), 33-15

AGGIE POSTSEASON SCHOOL RECORDS

SINGLE-GAME - INDIVIDUAL

RUSHING YARDS	
Preston Jackson, 1993 vs. Fort Hays State	172
PASS COMPLETIONS	
Kevin Daft, 1997 at New Haven	*43
PASS ATTEMPTS	
Kevin Daft, 1997 at New Haven	*64
PASS YARDS	
Kevin Daft, 1997 at New Haven	*482
TOUCHDOWN PASSES	
J.T. O'Sullivan, 2000 vs. Mesa State	6
RECEPTIONS	
Michael Oliva, 2002 vs. TAMUK	11
G.P. Muhammad, 1997 at New Haven	
Chris Mandeville, 1986 vs. South Dakota	
RECEIVING YARDS	
Michael Oliva, 2001 vs. TAMUK	233
TOTAL OFFENSE	
Kevin Daft, 1997 at New Haven	*505

* - NCAA Division II Playoff Record

SEASON - INDIVIDUAL

RUSHING YARDS	
Jermaine Rucker, 1996 (3 gms)	343
PASS ATTEMPTS	
Kevin Daft, 1997 (3 gms)	*139
PASSING YARDS	
Kevin Daft, 1997 (3 gms)	1,199
TOUCHDOWN PASSES	
J. T. O'Sullivan (3 gms)	13
RECEPTIONS	
Francis Montes, 1997 (3 gms)	23
RECEIVING YARDS	
Michael Oliva (3 gms)	397
SCORING	
Preston Jackson, 1993 (2 gms)	36
TOTAL OFFENSE	
J. T. O'Sullivan (3 gms)	1,207

CAREER - INDIVIDUAL

RUSHING YARDS	
Matt Brown, 1998-2000 (5 gms)	480
G.P. Muhammad, 1997-98 (4 gms)	441
Preston Jackson, 1992-93 (3 gms)	375
PASSING YARDS	
J.T. O'Sullivan, 1998-2000 (7 gms)	2,602
Kevin Daft, 1996-98 (5 gms)	1,404
Scott Barry, 1982-84 (5 gms)	927
RECEPTIONS	
MICHAEL OLIVA, 1999-2002 (10 gms)	58
Allen Fleming, 1982-83 (5 gms)	35
Randy Williams, 1982-85 (7 gms)	30
RECEIVING YARDS	
MICHAEL OLIVA, 1999-2002 (10 gms)	1,052
Francis Montes, 1996-98 (7 gms)	530
Randy Williams, 1982-85 (7 gms)	458
SCORING	
MICHAEL OLIVA, 1999-2002 (10 gms)	66
Preston Jackson, 1992-93 (3 gms)	36
Calvin Ellison, 1977-78 (3 gms)	30
Francis Montes, 1996-97 (6 gms)	30
TOTAL OFFENSE	
J.T. O'Sullivan, 1998-2001 (7 gms)	2,801
Kevin Daft, 1996-98 (5 gms)	1,383
Mike Moroski, 1977-78 (3 gms)	877

POSTSEASON RECORDS

Opponent (Last Game)	W-L	Home
Angelo State (Texas) (1997)	1-1	0-1
Bethune-Cookman (Fla.) (1977)	1-0	1-0
Bloomsburg (Pa.) (2000)	0-1	0-1
Butler (Ind.) (1983)	1-0	1-0
Carson-Newman (Tenn.) (1996)	0-1	—
Central Oklahoma (1999)	2-0	2-0
Central Washington (2002)	1-0	—
Chadron State (Neb.) (2000)	1-0	1-0
Eastern Illinois (1978)	0-1	0-1
Fort Hays State (Kan.) (1993)	1-0	1-0
Lehigh (Pa.) (1977)	0-1	0-1
Massachusetts (1972)	0-1	—
Mesa State (Colo.)	1-0	1-0
New Haven (Conn.) (1997)	0-1	—
North Dakota (2001)	0-1	—
North Dakota State (1985)	1-3	1-2

Opponent (Last Game)	W-L	Home
Northeastern State (Okla.) (1999)	0-1	0-1
Northern Michigan (1982)	1-0	1-0
Pacific (Ore.) (1951)	0-2	—
Portland State (Ore.) (1992)	0-1	—
Sacramento State (1988)	0-1	0-1
South Dakota (1986)	0-1	0-1
Southwest Texas State (1982)	0-1	—
Tarleton State (2001)	1-0	1-0
Texas A&M-Kingsville (2002)	3-3	0-2
Totals	12-29	9-11

AGGIES in NCAA D-2 PLAYOFFS (Began in 1973)

Championship Game (1982)	0-1	—
Semifinals (2000)	1-6	1-3
Quarterfinals (2000)	7-7	6-5
Round of 16 (2000)	7-4	3-3

ALL-TIME YEAR-BY-YEAR RECORDS

Year	Overall	League	Place	PF-PA	Head Coach	Postseason
2002	9-3-0	-	-	368-223	Bob Biggs	1-1
2001	10-3-0	-	-	490-286	Bob Biggs	2-1
2000	12-1-0	-	-	622-258	Bob Biggs	2-1
1999	10-2-0	-	-	393-233	Bob Biggs	1-1
1998	10-2-0	-	-	398-259	Bob Biggs	0-1
1997	9-5-0	-	-	378-324	Bob Biggs	2-1
1996	8-5-0	-	-	369-240	Bob Biggs	2-1
1995	6-3-1	-	-	332-250	Bob Biggs	-
1994	6-4-0	-	-	280-214	Bob Biggs	-
1993	10-2-0	3-1-0	11st	460-297	Bob Biggs	1-1
1992	8-2-1	5-0-0	1st	395-320	Bob Foster	0-1
1991	7-3-0	3-2-0	2nd	238-215	Bob Foster	-
1990	7-3-0	5-0-0	1st	234-166	Bob Foster	-
1989	8-3-0	5-0-0	1st	303-202	Bob Foster	0-1
1988	7-3-1	5-0-0	1st	300-180	Jim Sochor	0-1
1987	8-2-0	5-0-0	1st	238-170	Jim Sochor	-
1986	10-1-0	5-0-0	1st	361-212	Jim Sochor	0-1
1985	9-2-0	5-0-0	1st	388-191	Jim Sochor	0-1
1984	9-2-0	6-0-0	1st	295-133	Jim Sochor	0-1
1983	11-1-0	6-0-0	1st	380- 94	Jim Sochor	1-1
1982	12-1-0	5-0-0	1st	405-164	Jim Sochor	2-1
1981	6-4-0	4-1-0	11st	163-140	Jim Sochor	-
1980	7-2-1	5-0-0	1st	267-178	Jim Sochor	-
1979	6-3-1	5-0-0	1st	217-155	Jim Sochor	-
1978	8-3-0	5-0-0	1st	304-156	Jim Sochor	0-1
1977	11-1-0	5-0-0	1st	335-159	Jim Sochor	1-1
1976	8-2-0	5-0-0	1st	233-112	Jim Sochor	-
1975	7-3-0	5-0-0	1st	245-142	Jim Sochor	-
1974	9-1-0	5-0-0	1st	297-143	Jim Sochor	-
1973	7-3-0	4-1-0	11st	217-153	Jim Sochor	-
1972	6-2-2	5-0-0	1st	278-228	Jim Sochor	0-1
1971	9-1-0	5-1-0	11st	297-143	Jim Sochor	-
1970	6-4-0	2-2-0	3rd	208-176	Jim Sochor	-
1969	3-7-0	0-5-0	5th	192-248	Herb Schmalenberger	-
1968	5-4-0	3-2-0	3rd	158-147	Herb Schmalenberger	-
1967	3-6-0	2-4-0	6th	164-212	Herb Schmalenberger	-
1966	5-5-0	3-3-0	3rd	200-218	Herb Schmalenberger	-
1965	4-6-0	3-2-0	3rd	157-187	Herb Schmalenberger	-
1964	3-6-0	2-3-0	4th	106-157	Herb Schmalenberger	-
1963	6-2-1	3-1-1	11st	151- 74	Will Lotter	-
1962	5-4-0	2-3-0	4th	100- 74	Will Lotter	-
1961	5-4-0	3-2-0	3rd	173-111	Will Lotter	-
1960	0-8-1	0-5-0	6th	54-216	Will Lotter	-
1959	1-8-0	0-5-0	6th	64-197	Will Lotter	-
1958	5-4-0	3-2-0	2nd	106-100	Herb Schmalenberger	-
1957	1-7-1	0-5-0	6th	59-210	Will Lotter	-
1956	7-2-0	4-1-0	11st	146- 78	Will Lotter	-
1955	5-3-1	3-1-1	2nd	128- 79	Ted Forbes	-
1954	1-7-0	1-4-0	5th	47-226	Will Lotter	-
1953	1-6-1	0-1-1	3rd	71-147	Ted Forbes	-
1952	2-7-0	2-1-0	2nd	112-263	Ted Forbes	-
1951	5-4-0	3-1-0	1st	175-160	Ted Forbes	0-1
1950	3-5-0	3-1-0	2nd	119-150	Ted Forbes	-
1949	5-4-0	4-0-0	1st	105-154	Ted Forbes	0-1
1948	2-6-0	1-3-0	4th	98-175	Vern Hickey	-
1947	4-5-0	3-1-0	11st	116-133	Vern Hickey	-
1946	0-5-2	-	-	54-113	Vern Hickey	-
1945	No games played - World War II					
1944	No games played - World War II					

ALL-TIME YEAR-BY-YEAR RECORDS

Year	Overall	League	Place	PF-PA	Head Coach
1943	No games played - World War II				
1942	1-6-0	0-2-0	3rd	51- 79	Vern Hickey
1941	2-2-4	2-1-0	2nd	61- 47	Vern Hickey
1940	4-4-1	2-1-0	2nd	120- 41	Vern Hickey
1939	4-4-0	0-3-0	4th	92- 73	Vern Hickey
1938	2-6-1	0-2-1	4th	58-174	Vern Hickey
1937	4-4-0	2-2-0	3rd	63- 88	Vern Hickey
1936	3-4-0	1-2-0	4th	86-199	I.F. Toomey
1935	2-6-1	1-3-0	4th	47-199	I.F. Toomey
1934	0-5-3	0-2-2	5th	16-163	I.F. Toomey
1933	2-5-0	1-4-0	6th	40-118	I.F. Toomey
1932	1-8-1	1-4-0	5th	42-221	I.F. Toomey
1931	4-2-2	2-1-2	--	92- 75	I.F. Toomey
1930	0-7-1	0-5-1	5th	17-133	I.F. Toomey
1929	6-2-0	5-0-0	1st	116- 25	I.F. Toomey
1928	6-3-0	3-1-0	2nd	91- 41	I.F. Toomey
1927	4-3-1	2-1-0	2nd	84- 82	W.L. Driver
1926	2-6-1	0-4-0	5th	84-147	W.L. Driver
1925	5-3-0	2-2-0	3rd	81- 98	W.L. Driver
1924	5-4-1	--	--	124-104	W.L. Driver
1923	2-7-0	--	--	43-154	W.L. Driver
1922	3-4-2	--	--	178- 53	Chester Brewer
1921	3-4-0	--	--	78-132	W.D. Elfrink
1920	3-4-0	--	--	61- 67	C.E. Van Gent
1919	2-4-0	--	--	63- 52	Reverend Bobbitt
1918	No games				
1917	1-2-0	--	--	7- 61	Jack Glascock
1916	7-1-0	--	--	152- 63	R.E. Harmon
1915	3-2-0	--	--	51- 54	R.E. Harmon

1925 - 1981 - Far Western Conference

1982 - 1992 - Northern California Athletic Conference

1993 - American West Conference

ALL-TIME AGGIE ATTENDANCE

YEAR-BY-YEAR AVERAGES

Year	Home (Gms)	Road (Gms)	Avg
2001	7,153 (6)	7,612 (7)	7,400
2000	7,864 (8)	3,782 (5)	6,818
1999	6,361 (7)	6,575 (5)	6,450
1998	6,304 (6)	4,499 (6)	5,892
1997	5,974 (6)	8,386 (8)	7,352
1996	6,821 (6)	5,338 (7)	6,023
1995	5,560 (5)	8,593 (5)	7,077
1994	6,729 (5)	4,479 (5)	5,604
1993	5,532 (7)	6,113 (5)	5,774
1992	8,070 (5)	5,073 (6)	6,435
1991	4,900 (5)	7,123 (5)	5,616
1990	8,860 (5)	3,504 (5)	6,182
1989	6,690 (6)	8,818 (5)	7,754
1988	8,367 (6)	2,687 (5)	5,527
1987	6,441 (5)	8,360 (5)	7,402
1986	8,846 (5)	7,297 (6)	8,071
1985	8,416 (5)	8,104 (5)	8,260
1984	8,450 (4)	5,890 (7)	7,170
1983	7,271 (7)	6,309 (5)	6,790
1982	10,071 (7)	6,208 (6)	8,140

Year Home (Gms) Road (Gms) Avg

1981	6,820 (5)	4,265 (5)	5,542
1980	8,160 (5)	5,451 (5)	6,805

SINGLE-GAME HIGHS

1. vs. Sacramento State (Anderson), 9/18/99	20,993
2. vs. Sacramento State (Hughes), 10/5/91	19,000
3. at Boise State, 9/14/85	17,654
4. at Sacramento State (Anderson), 10/27/27	17,328
5. at Pacific, 9/18/82	16,988
6. vs. Sacramento State (Hughes), 9/23/89	16,988
7. vs. Sac State (Hughes), 10/5/02	15,892
8. vs. Sacramento State (Hughes), 10/3/92	15,800
9. at Sacramento State (Anderson), 9/20/97	15,650
10. at Nevada, 9/17/88	15,630
11. vs. Sacramento State (Hughes), 9/22/90	15,400
12. at Pacific, 10/4/86	15,000
12. at Boise State, 11/9/74	14,608
13. at Idaho, 10/11/97	14,137
14. at North Dakota State, 11/24/84	13,758
15. at Nevada, 9/23/78	13,220

TOP TOOMEY CROWDS

(10,000 or more. Official capacity: 10,111)

1. Nevada, 11/12/77	12,800
2. Sacramento State, 11/13/82	12,700
3. Sacramento State, 9/21/96	11,140
4. Sacramento State, 10/8/94	10,843
5. Sacramento State, 11/19/88 (NCAA Playoff)	10,700
6. Sacramento State, 9/24/88	10,600
7. Lehigh, 12/3/77 (NCAA Playoff)	10,500
T8. Bethune-Cookman, 11/26/77 (NCAA Playoff)	10,400
T8. North Dakota State, 12/4/82 (NCAA Playoff)	10,400
10. Santa Clara, 9/28/1985	10,312
11. Sacramento State, 11/15/86	10,300
12. Bloomsburg, 12/2/02 (NCAA Playoff)	10,111

ALL-TIME YEAR-BY-YEAR RECORDS

2002 (9-3, Indep.)

at Grand Valley State	L	17-24
Abilene Christian (Texas)	W	34-17
North Dakota State	W	35- 7
at Western Oregon	W	64-20
Sacramento State	W	38-21
Humboldt State	W	49-14
at Cal Poly	W	28-14
Saint Mary's	W	31-28
at Central Washington	L	14-38
at Western Washington	W	14- 7
at Central Washington (NCAA)	W	24- 6
at Texas A&M-Kingsville (NCAA) (ot)	L	20-27

2001 (10-3, Indep.)

at New Mexico Highlands	W	51- 6
at Abilene Christian	W	41-28
Western Oregon	W	43-32
at Humboldt State	W	56-14
at Saint Mary's	L	21-28
Cal St. Northridge	W	38-31
Cal Poly	L	28-31
at Sacramento State	W	43- 0
Central Washington	W	48-13
Western Washington	W	40-32
at Texas A&M-Kingsville (NCAA)	W	37-32
Tarleton State (Texas) (NCAA)	W	42-25
at North Dakota (NCAA)	L	2-14

2000 (12-1, Indep.)

New Mexico Highlands	W	55- 7
Eastern Oregon	W	52-13
at West Chester (Pa.)	W	45- 0
Saint Mary's	W	55-14
at Western Oregon	W	59-28
Southern Utah	W	56-20
at Cal Poly	W	63-28
Sacramento State	W	13-10
at Central Washington	W	31-24
at Western Washington	W	35-28
Chadron State (Nebr.) (NCAA)	W	48-10
Mesa State (Colo.) (NCAA)	W	62-18
Bloomsburg (Pa.) (NCAA)	L	48-58

1999 (10-2, Indep.)

Texas A&M-Commerce	W	36- 0
at Western Oregon (ot)	W	40-33
at Sacramento State	L	27-48
at New Haven	W	42-16
Humboldt State	W	43-16
at Southern Utah	W	24- 9
at Saint Mary's	W	28-14
Cal Poly	W	31-24
Central Washington	W	20-13
Western Washington	W	55-24
Central Oklahoma (NCAA)	W	33-17
Northeastern State (NCAA)	L	14-19

1998 (10-2, Indep.)

at Texas A&M-Commerce	W	34-10
at South Dakota State	W	30-13
Sacramento State	W	35-17
New Haven	L	11-12
at Cal Poly	W	34-24
at Central Washington	W	51-16
at Western Washington	W	28-24
Saint Mary's	W	31- 7
at Grand Valley State	W	40-38
Western Oregon	W	48-16
Southern Utah	W	35-28
Texas A&M-Kingsville (NCAA)	L	21-54

1997 (9-5, Indep.)

Cal Poly	L	19-20
South Dakota State	L	7-17
at Sacramento State (3ot)	W	36-28
at Clarion (ot)	W	35-28
Central Washington	W	32- 6
at Idaho	L	14-44
Western Washington	W	16- 7
at Saint Mary's	W	19- 9
at Southern Utah	L	27-37
Grand Valley State	W	21-19
Western Oregon	W	40-16
at Texas A&M-Kingsville (NCAA)	W	37-33
at Angelo State (NCAA)	W	50-33
at New Haven (NCAA)	L	25-27

1996 (8-5, Indep.)

at Cal St. Northridge	L	31-56
Sacramento State	L	24-27
Chico State	W	20- 6
at Humboldt State	W	50-13
at Portland State	L	27-32
Western New Mexico	W	29- 3
Saint Mary's	W	31-10
at Cal Poly	L	13-17
at Sonoma State	W	49- 7
Southern Utah	W	26-19
at Texas A&M-Kingsville (NCAA)	W	17-14
Central Oklahoma (NCAA)	W	26- 7
at Carson-Newman, Tenn. (NCAA)	L	26-29

1995 (6-3-1, Indep.)

Western St., Colo.	W	48- 3
Humboldt State	T	31-31
Sonoma State	W	35- 0
at Montana	L	20-41
at Portland State	L	13-40
at Saint Mary's	L	24-33
Cal St. Northridge	W	38- 8
at Sacramento State	W	52-42
at Southern Utah	W	37-21
Cal Poly	W	34-31

1994 (6-4, Indep.)

at Pacific	L	7-24
at Cal St. Northridge	L	13-52
Saint Mary's	W	13- 0
Southern Utah	W	41-16
Sacramento State	W	27-24
at Cal Poly	L	31-32
Sonoma State	W	43-13
at Humboldt State	L	21-33
Chico State	W	35- 7
at San Francisco State	W	49-13

1993 (10-2, AWC 3-1)

Cal Poly	W	37-26
Cal State Hayward	W	52-13
at Southern Utah	L	27-28
Humboldt State	W	45- 9
at Chico State	W	35-10
at Sonoma State	W	31-21
Cal State Northridge	W	48-38
at Saint Mary's	W	28-21
San Francisco State	W	45-14
at Sacramento State	W	47-32
Fort Hays State (NCAA)	W	37-34
Texas A&M-Kingsville (NCAA)	L	28-51

1992 (8-2-1, NCAC 5-0)

at Cal State Northridge	L	14-16
at Santa Clara	W	48-44
Saint Mary's	W	30-26
Sacramento State (Hughes)	W	21-14
Cal Poly	T	31-31
Sonoma State	W	41-38
at Humboldt State	W	58-31
Chico State	W	44-37
at San Francisco State	W	42-14
at Cal State Hayward	W	38-27
at Portland State (NCAA)	L	28-42

1991 (7-3, NCAC 3-2)

at Cal Poly	W	31-28
Santa Clara	W	31-21
at Saint Mary's	W	13-12
at Sacramento State (Hughes)	L	18-50
Cal State Northridge	W	29-17
Humboldt State	W	44- 6
at Chico State	L	20-24
San Francisco State	W	24-21
Cal State Hayward	W	16-13
at Sonoma State	L	12-23

1990 (7-3, NCAC 5-0)

at Santa Clara	W	31-19
Saint Mary's	W	35-19
Sacramento State (Hughes)	L	12-16
at Cal State Northridge	L	10-14
Cal Poly	L	0-19
at Humboldt State	W	45-22
Chico State	W	24-18
at San Francisco State	W	27-25
at Cal State Hayward	W	38- 7
Sonoma State	W	12- 7

1989 (8-3, NCAC 5-0)

Santa Clara	W	28-27
at Nevada	W	24-17
at Sacramento State (Hughes)	L	20-21
San Francisco State	W	35-14
Cal State Hayward	W	31- 7
at Sonoma State	W	28-19
Cal State Northridge	W	24- 7
at Cal Poly	L	21-28
Humboldt State	W	35-13
at Chico State	W	34-21
Angelo State (NCAA)	L	23-28

1988 (7-3-1, NCAC 5-0)

at Santa Clara	W	21-10
Nevada	L	16-28
Sacramento State	L	28-31
at San Francisco State	W	35- 0
at Cal State Hayward	W	30-14
Sonoma State	W	42-13
at Cal State Northridge	W	31-13
Cal Poly	T	21-21
at Humboldt State	W	26- 2
Chico State	W	36-13
Sacramento State (NCAA)	L	14-35

1987 (8-2, NCAC 5-0)

at Nevada	L	17-34
Santa Clara	W	21-15
at Cal Poly	L	0-41
at Chico State	W	24-22
San Francisco State	W	31- 0
Cal State Hayward	W	23-14
at Sonoma State	W	25-14
Cal State Northridge	W	28- 0
at Sacramento State	W	28-10
Humboldt State	W	41-13

1986 (10-1, NCAC 5-0)

Cal Poly	W	32-21
at Santa Clara	W	42-18
at Univ. of Pacific	W	45-41
Chico State	W	33-30
at San Francisco State	W	51- 3
at Cal State Hayward	W	24-14
Sonoma State	W	12- 6
at Cal State Northridge	W	25-20
Sacramento State	W	29- 6
at Humboldt State	W	45-28
South Dakota (NCAA)	L	23-26

1985 (9-2, NCAC 5-0)

at Boise State	L	9-13
Santa Clara	W	46-25
at Cal Poly	W	34-21
Humboldt State	W	45-14
at Chico State	W	27- 8
San Francisco State	W	65-12
Cal State Northridge	W	41-22
at Sonoma State	W	38- 9
Cal State Hayward	W	34- 6
at Sacramento State (Hughes)	W	37-30
North Dakota State (NCAA)	L	12-31

1984 (9-2, NCAC 6-0)

at Cal Lutheran	W	13- 0
at Santa Clara	L	21-24
Cal Poly	W	10- 6
at Humboldt State	W	46- 0
Chico State	W	16-13
at San Francisco State	W	21- 7
at Cal State Hayward	W	13-12
Sonoma State	W	52-16
at Cal State Northridge	W	42- 3
Sacramento State	W	38-21
at North Dakota State (NCAA)	L	23-31

1983 (11-1, NCAC 6-0)

Cal Lutheran	W	24- 6
Humboldt State	W	34- 0
at Cal State Northridge	W	31- 3
at Cal Poly	W	24-14
at Santa Clara	W	24- 6
at Chico State	W	24- 7
San Francisco State	W	41- 9
Cal State Hayward	W	42- 3
at Sacramento State	W	52-14
Sonoma State	W	42- 0
Butler, Ind. (NCAA)	W	25- 6
North Dakota State (NCAA)	L	17-26

1982 (12-1, NCAC 5-0)

at Univ. of Pacific	W	23-22
at Cal Poly Pomona	W	37- 7
Cal State Northridge	W	30-20
Cal Poly	W	24- 0
Santa Clara	W	28- 7
Chico State	W	28-13
at San Francisco State	W	42- 6
at Cal State Hayward	W	41- 6
Sacramento State	W	51- 6
at Humboldt State	W	31- 8
Northern Michigan (NCAA)	W	42-21
North Dakota State (NCAA)	W	19-14
vs. SW Texas St. (NCAA Final)	L	9-34

ALL-TIME YEAR-BY-YEAR RECORDS

1981 (6-4, NCAC 4-1)

Puget Sound	L	0- 7
Cal State Northridge	L	17-20
at Cal Poly Pomona	W	19- 7
at Humboldt State	L	18-20
at Cal Poly	L	0-30
San Francisco State	W	6- 3
at Santa Clara	W	21-17
Chico State	W	38- 9
at Cal State Hayward	W	23-14
Sacramento State	W	21-13

1980 (7-2-1, FWC 5-0)

at Nevada	T	13-13
at Cal State Northridge	W	27- 7
Cal Poly	L	25-28
Sacramento State (Hughes)	W	16- 6
Humboldt State	W	20-17
Cal Poly Pomona	W	35-21
at San Francisco State	W	48-32
Santa Clara	L	27-34
at Chico State	W	35- 4
Cal State Hayward	W	21-16

1979 (6-3-1, FWC 5-0)

Cal Lutheran	T	12-12
Nevada	L	21-28
at Cal Poly	L	10-31
Sacramento State	W	32- 7
at Humboldt State	W	24-13
at Cal Poly Pomona	L	21-24
San Francisco State	W	22- 9
at Santa Clara	W	23-21
Chico State	W	35-10
at Cal State Hayward	W	17- 0

1978 (8-3, FWC 5-0)

at Univ. of Pacific	W	31-14
at Nevada	L	7-12
at Puget Sound	W	28-13
Cal State Hayward	W	29-14
at Sacramento State	W	39- 0
Humboldt State	W	19- 6
Santa Clara	L	20-26
at San Francisco State	W	40-12
Cal Poly	W	29-22
at Chico State	W	31- 2
Eastern Illinois (NCAA)	L	31-35

1977 (11-1, FWC 5-0)

at Cal Lutheran	W	24- 9
Puget Sound	W	16-14
at Cal Poly Pomona	W	27-14
at Cal State Hayward	W	6- 0
Sacramento State	W	28- 0
at Humboldt State	W	27-14
at Santa Clara	W	31- 3
San Francisco State	W	21- 7
Nevada	W	37-21
Chico State	W	54-22
Bethune-Cookman (NCAA)	W	34-16
Lehigh (NCAA)	L	30-39

1976 (8-2, FWC 5-0)

Alumni	W	17-13
Cal Poly Pomona	W	28- 7
at Cal State Northridge	L	3-17
at Chico State	W	26- 6
Cal State Hayward	W	25-14
at Sacramento State	W	34- 0
Humboldt State	W	35- 7
Santa Clara	W	28-13
at San Francisco State	W	23- 9
at Cal Poly	L	14-26

1975 (7-3, FWC 5-0)

at Univ. of Pacific	L	13-31
at UC Riverside	W	31-22
Cal State Northridge	W	20- 3
Chico State	W	31- 0
at Cal State Hayward	W	6- 3
Sacramento State	W	38- 3
at Humboldt State	W	20-10
at Santa Clara	L	28-29
San Francisco State	W	37- 9
at Portland State	L	21-32

1974 (9-1, FWC 5-0)

Portland State	W	50-21
UC Riverside	W	42- 7
at Santa Clara	W	23-22
at Chico State	W	28- 0
Cal State Hayward	W	37- 0
at Sacramento State	W	22-17
Humboldt State	W	14- 7
at Boise State	L	20-41
at San Francisco State	W	31- 7
Cal State Fullerton	W	30-21

1973 (7-3, FWC 4-1)

at Cal State Fullerton	L	10-17
UC Riverside	W	28- 3
at Santa Clara	W	13-10
Chico State	W	21-10
at Cal State Hayward	L	20-47
Sacramento State	W	24-15
at Humboldt State	W	31- 0
Nevada	W	17- 6
San Francisco State	W	22-13
Boise State	L	31-32

1972 (6-2-2, FWC 5-0)

Whittier	T	20-20
at UC Riverside	W	17-10
Santa Clara	T	28-28
at San Francisco State	W	47-32
at Chico State	W	41-17
Cal State Hayward	W	27-16
at Sacramento State	W	17-16
Humboldt State	W	41-18
at Univ. of Pacific	L	26-36
vs. Massachusetts (Atlantic City, N.J.)	L	14-35

1971 (9-1, FWC 5-1)

Occidental	W	48- 9
at Univ. of San Francisco	W	23-17
UC Riverside	W	41- 7
at Sonoma State	W	48-16
San Francisco State	W	28-10
at Nevada	W	14-13
Chico State	L	20-38
at Cal State Hayward	W	30-29
Sacramento State	W	24-17
at Humboldt State	W	29-28

1970 (6-4, FWC 2-3)

at Occidental	L	6-20
Univ. of San Francisco	W	24-14
at Whittier	W	28-18
Humboldt State	W	35-21
Sonoma State	L	11-24
at San Francisco State	W	13- 9
Nevada	W	35-17
at Chico State	L	14-21
Cal State Hayward	L	14-32
at Sacramento State	W	28- 0

1969 (3-7, FWC 0-5)

Santa Clara	L	10-39
Whittier	W	34-28
Sacramento State	L	10-18
at Humboldt State	L	0- 6
Cal Poly Pomona	W	45-13
San Francisco State	L	16-21
at Nevada	L	12-30
Chico State	L	10-20
at Cal State Hayward	L	20-49
at UC Riverside	W	35-34

1968 (5-4, FWC 3-2)

at Occidental	W	19- 9
at Santa Clara	L	0- 3
Cal State Hayward	L	14-30
at Sacramento State	L	7-24
Humboldt State	L	8-29
at Cal Poly Pomona	W	17-15
at San Francisco State	W	30- 6
Nevada	W	25-24
at Chico State	W	38- 7

1967 (3-6, FWC 2-4)

at UC Riverside	W	19- 6
at Occidental	L	14-19
Chico State	W	35- 0
at Cal State Hayward	L	19-40
Sacramento State	L	6-23
at Humboldt State	L	18-34
Santa Clara	L	8-49
San Francisco State	L	17-21
at Nevada	W	28-20

1966 (5-5, FWC 3-3)

at Santa Clara	L	7-34
UC Riverside	W	27- 7
at Whittier	W	10- 7
Nevada	L	10-26
at Chico State	W	42-13
Cal State Hayward	W	27-14
at Sacramento State	L	24-36
Humboldt State	W	34-29
at Cal Poly Pomona	L	13-35
at San Francisco State	L	6-17

1965 (4-6, FWC 3-2)

Santa Clara	L	7-18
at UC Riverside	L	14-16
Whittier	L	6-20
at UC Santa Barbara	L	6-34
at Cal State Hayward	W	34- 6
Chico State	W	20-12
at Nevada	L	15-26
Sacramento State	W	20-14
at Humboldt State	W	7- 6
San Francisco State	L	28-35

1964 (3-6, FWC 2-3)

at Santa Clara	L	0-12
at Whittier	L	6-33
UC Santa Barbara	L	0-28
at Chico State	W	19- 3
at San Francisco State	L	14-34
UC Riverside	W	39- 0
Nevada	W	21- 6
at Sacramento State	L	0-27
Humboldt State	L	7-14

1963 (6-2-1, FWC 3-1-1)

Santa Clara	W	28- 8
at Pomona College	W	33- 0
Whittier	L	14-17
Chico State	W	28-13
at Humboldt State	L	0-10
San Francisco State	T	10-10
at UC Santa Barbara	W	7- 0
at Nevada	W	14- 8
Sacramento State	W	17- 8

1962 (5-4, FWC 2-3)

at Santa Clara	W	27- 6
Pomona College	W	41- 0
at Whittier	L	7-40
Nevada	W	8- 6
Humboldt State	W	7- 0
San Francisco State	L	7-12
at UC Santa Barbara	W	13- 0
at Chico State	L	14-20
at Sacramento State	L	7-27

1961 (5-4, FWC 3-2)

Santa Clara	W	21-14
at Whittier	L	8-20
UC Riverside	W	40-12
at Nevada	W	36-12
at Humboldt State	L	18-20
at San Francisco State	L	8-13
at UC Santa Barbara	L	0-13
Chico State	W	28- 7
Sacramento State	W	14- 0

1960 (0-8-1, FWC 0-5)

at Pacific-Oregon	L	0-28
Whittier	L	0-14
at UC Riverside	L	6-12
Nevada	L	22-40
Humboldt State	L	8-30
San Francisco State	L	0-41
at UC Santa Barbara	T	6- 6
at Chico State	L	12-14
at Sacramento State	L	0-31

1959 (1-8, FWC 0-5)

at Whittier	L	0-21
Pacific-Oregon	W	14- 7
Occidental	L	8-13
at Nevada	L	6-28
at UC Santa Barbara	L	8-10
at Humboldt State	L	12-21
at San Francisco State	L	0-46
Chico State	L	10-30
Sacramento State	L	6-21

1958 (5-4, FWC 3-2)

Whittier	L	6- 9
Willamette	L	0-20
at Occidental	W	12- 6
Nevada	W	14- 2
Humboldt State	W	18- 6
at Chico State	L	6- 8
San Francisco State	L	14-27
at UC Santa Barbara	W	14- 8
at Sacramento State	W	22-14

ALL-TIME YEAR-BY-YEAR RECORDS

1957 (1-7-1, FWC 0-5)

at Willamette	T	13-13
Cal Ramblers	W	21- 0
Long Beach State	L	6-12
Nevada	L	13-21
at Humboldt State	L	0-25
at San Francisco State	L	0-46
at UC Santa Barbara	L	0-39
Chico State	L	6-28
Sacramento State	L	0-26

1956 (7-2, FWC 4-1)

Pacific-Oregon	W	26- 0
Cal Ramblers	W	19- 0
at Nevada	W	27-19
at Sacramento State	W	33-26
at UC Santa Barbara	W	14- 6
Humboldt State	W	14- 0
San Francisco State	L	0-10
at Chico State	W	13- 7
at Long Beach State	L	0-10
at Portland State	L	21-32

1955 (5-3-1, FWC 3-1-1)

at Pacific-Oregon	W	7- 0
Cal Ramblers	L	6- 7
at Humboldt State	T	7- 7
at San Francisco State	W	27- 7
Sacramento State	W	29- 0
at Nevada	W	26- 7
at UC Santa Barbara	W	7- 0
Occidental	L	6-30
Chico State	L	13-21

1954 (1-7, FWC 1-4-0)

Cal Ramblers	L	6-35
San Francisco State	L	7-41
vs. Sacramento State (Hughes)	W	14- 0
Humboldt State	L	0-21
Nevada	L	0-13
at UC Santa Barbara	L	0-32
at Occidental	L	13-44
at Chico State	L	7-40

1953 (1-6-1, FWC 0-1-1)

at Chico State	L	7-14
at Humboldt State	L	13-33
Cal Ramblers	L	20-21
Whittier	L	0-40
Nevada	L	0-13
at UC Santa Barbara	L	6-20
Southern Oregon	W	25- 6
Chico State	T	0- 0

1952 (2-7, FWC 2-1)

at Fresno State	L	7-41
Occidental	L	6-22
at Nevada	L	13-26
at Whittier	L	13-27
Cal Ramblers	L	19-40
Humboldt State	L	21-28
at UC Santa Barbara	L	0-48
at Southern Oregon	W	13-12
at Chico State	W	20-19

1951 (5-4, FWC 3-1)

Fresno State	L	0-27
at Occidental	L	13-14
at Humboldt State	W	27-13
Cal Ramblers	W	30-21
Southern Oregon	W	39- 7
at UC Santa Barbara	W	13- 7
Chico State	W	34-21
at San Francisco State	L	12-25
Pearl Bowl at Medford, Ore. vs. Pacific-Oregon	L	7-25

1950 (3-5, FWC 3-1)

Occidental	L	0-24
Stanford Reserves	L	12-26
Humboldt State	W	40- 2
at Whittier	L	7-27
at Southern Oregon	W	8- 6
San Francisco State	L	26-32
at UC Santa Barbara	L	0-26
at Chico State	W	26- 7

1949 (5-4, FWC 4-0)

at Occidental	L	0-26
Stanford Reserves	W	14- 6
at Humboldt State	W	33- 6
Southern Oregon	W	14-13
at UC Santa Barbara	L	6-40
at San Francisco State	W	31-13
Whittier	L	13-20
Chico State	W	12- 3
Pearl Bowl at Medford, Ore. vs. Pacific-Oregon	L	15-33

1948 (2-6, FWC 1-3)

Fairfield AFB	W	37- 6
Occidental	L	0-28
at Southern Oregon	L	26-49
at Chico State	L	7-19
Humboldt State	W	15- 7
San Francisco State	L	0-25
at UC Santa Barbara	L	6-27
at Whittier	L	7-14

1947 (4-5, FWC 3-1)

Cal Ramblers	L	0-20
at Occidental	L	14-26
at San Francisco State	L	20- 0
at Whittier	W	14- 0
UC Santa Barbara	L	14-26
at Humboldt State	W	12- 7
Stanford Reserves	L	14-26
Southern Oregon	W	21- 6
at Chico State	L	7-12

1946 (0-5-2, No league)

San Francisco State	L	6-13
Cal Ramblers	L	14-21
Chico State	L	0-13
Humboldt State	T	7- 7
Stanford Reserves	T	14-14
UC Santa Barbara	L	7-14
Univ. of Pacific	L	6-31

1943-45 (No Games)

World War II

1942 (1-6, FWC 0-2)

Cal Ramblers	L	13-19
Chico State	L	0- 6
Stockton Motor	W	25- 0
Univ. of Pacific	L	7-15
Nevada	L	0-14
Whittier	L	6-18
Navy Flight B	L	0- 7

1941 (2-2-4, FWC 2-1)

Cal Ramblers	T	7- 7
Whittier	L	0- 7
Humboldt State	W	21- 0
Univ. of Pacific	L	0- 7
Chico State	W	7- 0
Occidental	T	6- 6
UC Santa Barbara	T	6- 6
Nevada	T	14-14

1940 (4-4-1, FWC 2-1)

Arizona State	L	13-21
Cal Ramblers	L	7-15
San Francisco State	W	35- 0
Occidental	T	6- 6
Humboldt State	W	20- 0
Univ. of Pacific	L	6- 7
UC Santa Barbara	W	14- 6
Cal Poly	L	7-20
Chico State	W	12- 6

1939 (4-4, FWC 3-0)

California	L	14-32
San Francisco State	W	7- 0
Humboldt State	W	12- 2
Sacramento C.C.	W	12- 6
Nevada	L	0- 3
Cal Poly	W	28- 0
Univ. of Pacific	L	12-21
Chico State	L	7- 9

1938 (2-6-1, FWC 0-2-1)

Whittier	L	6-27
San Francisco State	W	20- 0
California	L	0-48
Sacramento C.C.	W	10- 0
Chico State	T	0- 0
Fresno State	L	7-34
Cal Ramblers	L	3-13
UC Santa Barbara	L	6-18
Univ. of Pacific	L	6-34

1937 (4-4, FWC 2-2)

San Francisco State	W	13- 7
Sacramento C.C.	W	6- 0
Brigham Young	L	0-35
California	L	0-14
Fresno State	L	0-19
Nevada	W	12- 0
Chico State	W	26- 0
Univ. of Pacific	L	6-13

1936 (3-4, FWC 1-2)

California	L	0-39
Humboldt State	W	18- 0
Nevada	L	6-24
Sacramento C.C.	L	0-20
Univ. of Pacific	L	0-13
Chico State	W	16-12
La Verne	W	46- 7

1935 (2-6-1, FWC 1-3)

California	L	0-47
Humboldt State	L	0-19
Cal Ramblers	L	0-47
Sacramento C.C.	T	7- 7
Chico State	W	21- 3
Nevada	L	6-12
San Francisco C.C.	W	7- 6
Fresno State	L	6-32
Univ. of Pacific	L	0-26

1934 (0-5-3, FWC 0-2-2)

California	L	0-54
Nevada	T	0- 0
San Jose State	T	0- 0
UCLA	L	0-49
Chico State	L	3- 6
Fresno State	L	13-40
Cal Ramblers	L	0-14
Sacramento C.C.	T	0- 0

1933 (2-5, FWC 1-4)

California	L	0-39
Chico State	W	13- 0
Sacramento C.C.	W	13- 6
Fresno State	L	0-20
Univ. of Pacific	L	7-13
San Jose State	L	0-20
Nevada	L	7-20

1932 (1-8-1, FWC 1-4)

California	L	6-20
UCLA	L	10-26
Southern Oregon	T	12-12
Fresno State	W	3- 0
Univ. of Pacific	L	0-30
Nevada	L	0-16
Sacramento C.C.	L	8-13
Chico State	L	6-16
Stanford	L	0-59
San Jose State	L	7-19

1931 (4-2-2, FWC 2-1-2)

San Diego Marines	W	20- 6
Sacramento C.C.	W	14- 4
Nevada	W	12- 0
Fresno State	L	6-25
Univ. of Pacific	T	20-20
Fresno State	L	7-20
San Jose State	W	13- 0
Chico State	T	0- 0

1930 (0-7-1, FWC 0-5-1)

Santa Clara	L	0-27
San Jose State	T	0- 0
Oregon State	L	0-20
Nevada	L	0-31
West Coast Army	L	0-12
Fresno State	L	7-27
Loyola	L	4- 7
Univ. of Pacific	L	6-10

1929 (6-2, FWC 3-1)

Oregon State	L	0-19
Brigham Young	W	19- 0
San Jose State	W	13- 0
Univ. of Pacific	W	20- 0
Nevada	W	19- 0
Loyola	L	0- 6
Fresno State	W	22- 0
Chico State	W	23- 0

ALL-TIME YEAR-BY-YEAR RECORDS

1928 (6-3, FWC 3-1)

Oregon State	L	0-14
Brigham Young	L	6-7
Chico State	W	22-0
Sacramento C.C.	L	12-65
St. Ignatius (USF)	L	0-14
Nevada	W	6-0
Univ. of Pacific	W	26-0
Loyola	W	6-0
Fresno State	W	13-0

1927 (4-3-1, FWC 2-1)

Arbuckle Amer. Legion	W	32-0
Oregon State	L	6-25
Chico State	W	7-0
Brigham Young	T	0-0
College of Pacific	W	24-10
Olympic Club	L	0-33
St. Ignatius (USF)	L	2-7
Fresno State	W	13-7

1926 (2-6-1, FWC 0-4)

U.S. Naval Hospital	W	37-7
Brigham Young	W	17-0
Saint Mary's	L	7-20
College of Pacific	L	3-19
St. Ignatius (USF)	L	0-6
Nevada	L	7-45
Fresno State	L	7-23
Montana	L	0-21
Cal Tech	T	6-6

1925 (5-3, FWC 2-2)

U.S. Naval Hospital	W	18-0
Olympic Club	L	7-34
Saint Mary's	L	13-32
St. Ignatius (USF)	W	3-0
Fresno State	W	6-0
College of Pacific	W	12-7
Nevada	L	0-19
Cal Tech	W	22-6

1924 (5-4-1)

U.S. Naval Hospital	W	34-7
St. Ignatius (USF)	W	16-6
Olympic Club	T	0-0
Chico State	W	23-0
Santa Clara	L	0-6
Univ. of Pacific	L	14-17
Woodland Amer. Legion	W	12-7
Saint Mary's	L	6-42
Arizona	L	6-12
Pasadena A.C.	W	13-7

1923 (2-7)

Santa Clara	L	6-7
Nevada	L	0-41
Chico State	L	0-38
Stanford Frosh	W	7-6
Cal Frosh	L	0-18
Fresno State	L	14-26
Saint Mary's	L	7-42
Arizona	W	9-7
Univ. of Pacific	L	0-7

1922 (3-4-2)

Mare Island	W	63-0
Mare Island Mar.	L	6-12
Chico State	W	49-0
Cal Ramblers	T	0-0
Cal Frosh	L	0-14
Cal Frosh	L	0-21
Nevada	L	2-6
San Jose State	W	58-0
Fresno State	T	0-0

1921 (3-4)

Preston Academy	W	13-7
Cal Ramblers	L	7-35
Santa Clara	L	0-49
Cal Frosh	L	0-20
Nevada	L	13-21
Mare Island	W	7-0
Agnefian Club	W	38-0

1920 (3-4)

U.S.S. Boston	W	27-0
Nevada	L	3-7
Cal Ramblers	W	18-0
Santa Clara	L	0-19
Stanford Frosh	L	13-7
Cal Frosh	L	0-13
Olympic Club	L	0-21

1919 (2-5)

Preston Academy	W	38-0
Cal Frosh	L	0-7
Stanford Frosh	L	6-19
Nevada	L	0-12
U.S.S. Boston	W	19-0
Saint Mary's	L	0-14
Nevada	L	7-41

1918 (No Games)

World War I

1917 (1-2)

St. Ignatius (USF)	L	7-13
Preston Academy	L	0-48
Nevada	W	27-7

1916 (7-1)

Preston Academy	W	65-26
Cal Frosh	W	7-6
Saint Mary's	W	13-3
Cal Ramblers	W	7-3
Nevada	W	24-6
Olympic Club	W	10-9
Nevada	W	26-7
Cal Frosh	L	0-3

1915 (3-2)

Saint Mary's	L	0-9
Cal Frosh	W	10-7
Nevada	W	14-10
Cal Ramblers	L	6-14
S.F. Nationals	W	21-14

BIGGEST WINS, BIGGEST LOSSES

MOST POINTS - UC DAVIS

T1. Aggies 65, San Francisco St. 12 (Toomey)	1985
T1. Aggies 65, Preston Academy 26	1916
3. Aggies 64, Western Oregon (Away)	2002
T4. Aggies 63, Cal Poly 28 (Away)	2000
T4. Aggies 63, Mare Island 0	1922
6. Aggies 62, Mesa State (Colo.) 18 (Toomey)	*2000
7. Aggies 59, Western Oregon 28 (Away)	2000
T8. Aggies 58, Humboldt State 31	1992
T8. Aggies 58, San Jose State 0	1922
T10. Aggies 56, Southern Utah 20 (Toomey)	2000
T10. Aggies 56, Humboldt State 14 (Away)	2001

MOST POINTS - OPPONENTS

1. Sacramento City Coll. 65, Aggies 12	1928
2. Stanford 59, Aggies 0	1932
3. Bloomsburg (Pa.) 58, Aggies 48 (Toomey)	2000
4. Cal St. Northridge 56, Aggies 31 (Away)	1996
T5. Texas A&M-Kingsville 54, Aggies 21 (Toomey)	*1998
T5. UC Berkeley 54, Aggies 0	1934
7. Cal St. Northridge 52, Aggies 13 (Away)	1994
8. Texas A&M-Kingsville 51, Aggies 28 (Toomey)	*1993
9. Sacramento State 50, Aggies 18 (Hughes)	1991
T10. Cal St. Hayward 49, Aggies 20 (Away)	1969
T10. Santa Clara 49, Aggies 8 (Toomey)	1967
T10. Southern Oregon 49, Aggies 26 (Away)	1948
T10. UCLA 49, Aggies 0	1934
T10. Santa Clara 49, Aggies 0	1921

* - NCAA Division II Playoff Game

MOST POINTS - BOTH TEAMS

1. 106 - Bloomsburg (Pa.) 58, UC Davis 48 (Toomey)	2000
1. 94 - Aggies 52, Sacramento State 42 (Away)	1995
2. 92 - Aggies 48, Santa Clara 44 (Away)	1992
T3. 91 - Aggies 63, Cal Poly 28 (Away)	2000
T3. 91 - Aggies 65, Preston Academy 26	1916
5. 89 - Aggies 58, Humboldt State (Away)	1992
T6. 87 - Aggies 59, Western Oregon 28 (Away)	2000
T6. 87 - Cal St. Northridge 56, Aggies 31 (Away)	1996
8. 86 - Aggies 45, Pacific 41 (Away)	1986
9. 84 - Aggies 64, Western Oregon 20 (Away)	2002
10. 83 - Aggies 50, Angelo St., Texas 33 (Away)	*1997

WINNING MARGINS

1. 63 - Aggies 63, Mare Island 0	1922
2. 58 - Aggies 58, San Jose State 0	1922
3. 53 - Aggies 65, San Francisco St. 12 (Toomey)	1985
4. 49 - Aggies 49, Chico State 0	1922
T5. 48 - Aggies 51, San Francisco St. 3 (Away)	1986
T5. 48 - Aggies 55, New Mexico Highlands (Toomey)	2000
7. 48 - Aggies 45, West Chester, Pa. (Away)	2000
8. 46 - Aggies 46, Humboldt State 0 (Away)	1984
T9. 45 - Aggies 48, Western State 3 (Toomey)	1995
T9. 45 - Aggies 51, Sacramento State 6 (Toomey)	1982

LOSING MARGINS

1. 59 - Stanford 59, Aggies 0	1932
2. 54 - UC Berkeley 54, Aggies 0	1934
3. 53 - Sacramento City Coll. 65, Aggies 12	1928
T4. 49 - Santa Clara 49, Aggies 0	1921
T4. 49 - UCLA 49, Aggies 0	1934
T6. 48 - UC Santa Barbara 48, Aggies 0	1952
T6. 48 - UC Berkeley 48, Aggies 0	1938
T6. 48 - Preston Academy 48, Aggies 0	1917
T9. 47 - Cal Ramblers 47, Aggies 0	1935
T9. 47 - UC Berkeley 47, Aggies 0	1935

INDIVIDUAL RECORDS

SCORING

POINTS

Game:	Matt Brown at Cal Poly, 2000	30
	G.P. Muhammad at Clarion, 1997 (ot)	
Game (Regulation):		
	Matt Brown at Cal Poly, 2000	30
Season:	Preston Jackson, 1993	148
Season*:	Matt Brown, 2000	114
Career:	Eddie Loretto, 1985-88	273
Career*:	Eddie Loretto, 1985-88	266

TOUCHDOWNS

Game:	Matt Brown, at Cal Poly, 2000	5
	G.P. Muhammad at Clarion, 1997 (ot)	5
Game (Regulation):		
	Matt Brown at Cal Poly, 2000	5
Season:	Preston Jackson, 1993	24
Season*:	Matt Brown, 2000	19
Career:	Matt Brown, 2000	40
	Preston Jackson, 1991-93	40
Career*:	Matt Brown, 2000	35

POINTS AFTER TOUCHDOWN

Game:	Eric Friend, vs. Mesa State, 2000	8
	Eric Friend, at Cal Poly, 2000	
	Eddie Loretto vs. S.F. State, 1985	
Season:	Eric Friend, 2000	77
Season*:	Eric Friend, 2000	57
Career:	Eric Friend, 2000	171
Career*:	Eric Friend, 2000	143

PAT KICKS ATTEMPTED

Game:	DUSTY APOCOTOS, at Western Oregon, 2002	9
	Eric Friend, vs. Mesa State, 2000	
	Eric Friend, at Cal Poly, 2000	
	Eddie Loretto vs. S.F. State, 1985	
Season:	Eric Friend, 2000	79
Season*:	Eric Friend, 2000	58
Career:	Eric Friend, 1997-2000	189
Career*:	Eric Friend, 1997-2000	159

PAT KICK PERCENTAGE

Season (Min. 25 attempts):		
	Rafael Fernandez, 1989 (35/35)	1.000
	Eddie Loretto, 1988 (34/34)	
Career (Min. 50 attempts):		
	Rolf Benirschke, 1974-76 (58/60)967

FIELD GOALS

Game:	Ray Hill vs. Saint Mary's, 1997	4
	Eddie Loretto vs. Cal St. Northridge, 1986	
	Rod Holmquist vs. Humboldt State, 1980	
	Rolf Benirschke vs. Chico State, 1976	
Season:	Eddie Loretto, 1985	16
Season*:	Eddie Loretto, 1985	16
Career:	Eddie Loretto, 1985-88	47
Career*:	Eddie Loretto, 1985-88	46

* - Regular-season games only
RETURNING 2003 AGGIES IN CAPS
2002 Marks in Bold

SCORING, cont.

FIELD GOALS ATTEMPTED

Game:	not available	
Season:	Eddie Loretto, 1985	21
Season*:	Eddie Loretto, 1985	21
Career:	Eddie Loretto, 1985-88	72
Career*:	Eddie Loretto, 1985-88	70

MOST POINTS KICKING

Game:	not available	
Season:	Eric Friend, 2000	107
Season*:	Eddie Loretto, 1985	85
Career:	Eddie Loretto, 1985-88	273
Career*:	Eddie Loretto, 1985-88	266

RUSHING

YARDS GAINED

Game:	Mike Ichiyama, vs. Chico, 1994 (42 att)	309
Season:	Preston Jackson, 1993	1,826
Season*:	Preston Jackson, 1993	1,552
Career:	G.P. Muhammad, 1995-98	3,589
Career*:	G.P. Muhammad, 1995-98	3,148

MOST 100-YARD GAMES

Consec.:	Preston Jackson, 1992-93	12
Season:	Preston Jackson, 1992	10
Career:	Preston Jackson, 1991-93	21

ATTEMPTS

Game:	Mike Ichiyama, vs. Chico, 1994	42
Season:	Preston Jackson, 1993	296
Season*:	Preston Jackson, 1993	244
Career:	G.P. Muhammad, 1995-98	685
Career*:	Ron Austin, 1977-80	623

YARDS PER CARRY

Game (Min. 10 atts):	not available	
Season (Min. 100 attempts):		
	Preston Jackson, 1992	6.3
Career (Min. 200 attempts):		
	Preston Jackson, 1991-93	6.2

TOUCHDOWNS

Game:	Matt Brown, at Cal Poly, 2000	5
	G.P. Muhammad, vs. Clarion, 1997 (ot)	
Game (Regulation):		
	Matt Brown, at Cal Poly, 2000	5
Season:	Preston Jackson, 1993	24
Season*:	Matt Brown, 2000	18
	Preston Jackson, 1993	
Career:	Preston Jackson, 1993	40
Career*:	Matt Brown, 2000	34
	Preston Jackson, 1991-93	

YARDS GAINED BY QUARTERBACK

Game:	Jim Wilson, vs. So. Oregon, 1953 (9 att)	126
Season:	Khari Jones, 1993	541
Career:	Khari Jones, 1991-93	883

INDIVIDUAL RECORDS

PASSING

YARDS GAINED

Game:	Kevin Daft, vs. Southern Utah, 1998	495
Season:	Kevin Daft, 1997	3,696
Season*:	Kevin Daft, 1998	3,112
Career:	J.T. O'Sullivan, 1998-2001	10,745
Career*:	J.T. O'Sullivan, 1998-2001	8,143

MOST 300-YARD GAMES

Consec:	J.T. O'Sullivan, 2000 (2 times)	3
	Kevin Daft, (2 times) 1997 & 1998	
	Mark Grieb, 1996	
	Khari Jones, 1993	
Season:	J.T. O'Sullivan, 2000	7
Career:	J.T. O'Sullivan, 1998-2001	17

ATTEMPTS

Game:	Kevin Daft, vs. New Haven, 1997	#64
Season:	Kevin Daft 1997	486
Season*:	Kevin Daft, 1998	380
Career:	J.T. O'Sullivan, 1998-2001	1,070
Career*:	J.T. O'Sullivan, 1998-2001	808

- NCAA Division II Playoff Record

COMPLETIONS

Game:	Kevin Daft, vs. New Haven, 1997	#43
Season:	Kevin Daft, 1997	281
Season*:	Kevin Daft, 1998	222
Career:	J.T. O'Sullivan, 1998-2001	669
Career*:	J.T. O'Sullivan, 1998-2001	510

TOUCHDOWN PASSES

Game:	J.T. O'Sullivan, vs. Mesa St., 2000	6
Season:	J.T. O'Sullivan, 2000	38
Season*:	Kevin Daft, 1998	28
Career:	J.T. O'Sullivan, 1998-2001	96
Career*:	J.T. O'Sullivan, 1998-2001	72

COMPLETION PERCENTAGE

Season (Min. 100 attempts):		
	Chris Petersen, 1986 (250/354)	70.6
Career:	Chris Petersen, 1985-86 (386/554)	69.7

RECEIVING

RECEPTIONS

Game:	Josh Weinstock, vs. Chico State, 1991	12
Season:	Michael Oliva, 2001	75
Season*:	Charley Enos, 2001	55
	Charley Enos, 2000	55
Career:	Charley Enos, 1998-2001	194
Season*:	Charley Enos, 1998-2001	168

YARDS GAINED

Game:	Michael Oliva, vs. Tex.-Kingsville, 2001	233
Season:	Michael Oliva, 2001	1,365
Season*:	Charley Enos, 2000	1,044
Career:	Michael Oliva, 1999-2002	3,379
Career*:	Charley Enos, 1998-2001	2,777

RECEIVING, cont.

MOST 100-YARD GAMES

Consec:	Michael Oliva, 2001	4
Season:	Charley Enos, 2000	8
Career:	Charley Enos, 1998-2001	14

TOUCHDOWNS

Game:	John Shoemaker, vs. Western Washington, 1999	4
Season:	Michael Oliva, 2001	13
	John Shoemaker, 1999	13
	John Shoemaker, 1998	13
Season*:	John Shoemaker, 1998	12
Career:	John Shoemaker, 1996-99	33
Career*:	John Shoemaker, 1996-99	29

YARDS PER CATCH

Season (Min. 15 receptions):		
	Onome Ojo, 2000	26.2
Career (Min. 50 receptions):		
	Onome Ojo, 1998-2000	24.1

TOTAL OFFENSE

YARDS GAINED

Game:	Kevin Daft, vs. New Haven, 1997	#505
	(482 passing, 23 rushing)	
Season:	J.T. O'Sullivan, 2001	4,197
Season*:	Khari Jones, 1993	3,272
Career:	J.T. O'Sullivan, 1998-2001	11,544
Career*:	J.T. O'Sullivan, 1998-2001	8,748

- NCAA Division II Playoff Record

TOTAL PLAYS

Game:	Kevin Daft, vs. New Haven, 1997	#69
Season:	Kevin Daft, 1997	566
Season*:	not available	
Career:	J.T. O'Sullivan, 1998-2001	1,300
Career*:	Ken O'Brien, 1980-82	1,047

PUNTING

AVERAGE (Min. 2.5 punts per game):

Season:	Bill Ingram, 1969 (74 att.)	42.28
Season*:	Bill Ingram, 1969 (74 att.)	42.28
Career:	Chris Humes, 1989-92 (152 att.)	39.35
Career*:	Scott Lindquist, 1985-87 (99 att.)	39.42

PUNTS

Game:	Bill Ingram, vs. Chico State, 1969	12
	Bill Ingram, vs. Santa Clara, 1968	
Season:	Greg Alley, 1997	81
Season*:	Bill Ingram, 1968	76
Career:	Greg Alley, 1997-2000	250
Career*:	Greg Alley, 1997-2000	211

LONGEST PUNT

	Chris Humes, vs. Angelo State, 1989	#76
--	-------------------------------------	-----

- NCAA Division II Playoff Record

RETURNING 2003 AGGIES IN CAPS
2002 Marks in Bold

INDIVIDUAL RECORDS

PUNT RETURNS

YARDS GAINED

Game:	Tip Willis, vs. Humboldt State (4 att.)	105
Season:	Armin Anderson, 1984	536
Season*:	Armin Anderson, 1984	516
Career:	Armin Anderson, 1983-85	1,173

MOST RETURNS

Game:	not available	
Season:	Armin Anderson, 1984	65
Season*:	Armin Anderson, 1984	61
Career:	Armin Anderson, 1983-85	165

TOUCHDOWNS

Game:	7 tied (last by MICHAEL PENNA, vs. Sacramento St., 2002)	1
Season:	7 tied (last by MICHAEL PENNA, 2002)	1
Career:	not available	

HIGHEST AVERAGE

Season (Min. 1.2 attempts per game):	Artemus Jones, 1998	14.7
Career (Min. 25 attempts):	Joe Genasci, 1989-91	13.2

PUNT RETURNS

YARDS GAINED

Game:	Jason Holleman vs. Cal St. Northridge, 10/13/01	180
Season:	Artemus Jones, 1997	1,086
Season*:	Artemus Jones, 1997	769
Career:	Artemus Jones, 1996-99	2,999

MOST RETURNS

Game:	not available	
Season:	Artemus Jones, 1997	45
Season*:	Artemus Jones, 1997	34
Career:	Artemus Jones, 1996-99	134

TOUCHDOWNS

Game:	Jason Holleman vs. Cal St. Northridge, 10/13/01	2
Season:	Jason Holleman, 10/13/01	2
Career:	Jason Holleman, 10/13/01	2

HIGHEST AVERAGE

Season (Min. 11 attempts):	Calvin Ellison, 1977	26.3
Season* (Min. 1.2 attempts per game):	Calvin Ellison, 1977	31.8
Career (Min. 25 attempts):	Jermaine Rucker, 1995-96	23.7

ALL-PURPOSE

YARDS GAINED

Game:	Mike Ichiyama, vs. Chico State, 1994 (42-309 rushing, 2-37 receiving)	346
Season:	G.P. Muhammad, 1997	1,885
	Preston Jackson, 1993	
Career:	G.P. Muhammad, 1995-98	4,629
Career*:	G.P. Muhammad, 1995-98	3,980

INTERCEPTIONS

PASSES INTERCEPTED

Game:	Elmer Olson, vs. Occidental, 1958	4
Season:	Adam Williams, 1973	8
Season*:	Adam Williams, 1973	8
Career:	Adam Williams, 1972-75	15
Career*:	Adam Williams, 1972-75	15

RETURN YARDS

Game:	not available	
Season:	Bo Eason, 1982	143
Career:	Bo Eason, 1979, '81-83	238

TOUCHDOWNS

Game:	not available	
Season:	Jeff Allen, 1979	3
Career:	Bo Eason, 1979, '81-83 Jeff Allen, 1976-79	3

QUARTERBACK SACKS

QUARTERBACK SACKS

Game:	not available	
Season:	Glenn Fricker, 1983	18
Career:	Glenn Fricker, 1980-83	45

TACKLES (Unofficial until 2000)

TOTAL TACKLES

Game:	Jason Hairston, vs. Southern Utah, 1993	22
Season:	Kris Spraker, 2000	143
Career:	Kris Spraker, 1997-2000	290

* - Regular-season games only
RETURNING 2003 AGGIES IN CAPS
2002 Marks in Bold



Jason Holleman, shown here as a defensive back, became the fifth player in D-II history to score two kickoff return touchdowns, when he posted back-to-back 90-yard scampers in a 37-31 win over Cal St. Northridge.

TEAM RECORDS

SCORING

POINTS

Game: vs. San Francisco State, 1985 (SFSU 12)	65
Season: 2000	622
Season*: 2000	464

POINTS ALLOWED

Game: vs. Sacramento City College, 1928 (UCD 12)	65
Season: 1997	324
Season*: 1992	278

TOUCHDOWNS

Game: at Western Oregon, 2002	9
vs. Mesa State, 2000	
at Cal Poly, 2000, vs. San Francisco State, 1985	
Season: 2000	85

FIELD GOALS

Game: vs. Saint Mary's, 1997	4
vs. Cal State Northridge, 1986,	
vs. Humboldt State, 1980	
vs. Chico State, 1976	
Season: 1976 (22 att.)	17

SCORING AVERAGE, OFFENSE

Season: 2000 (622 pts, 13 games)	47.8
--	------

SCORING AVERAGE, DEFENSE (Since 1946)

Season: 1983 (94 pts, 12 games)	7.8
---------------------------------------	-----

RUSHING

YARDS GAINED

Game: vs. Southern Oregon, 1952	396
Season: 1993	2,877
Season*: 1993	2,455

ATTEMPTS

Game: vs. Cal St. Hayward, 1964	78
Season: 2003	519
Season*: 1970 & 1956	454

YARDS PER GAME

Season: 1993 (2,877 yds, 12 games)	239.8
Season*: 1993	245.5

AVERAGE PER PLAY

Season: 1993	5.81
Season*: 1993	5.93

TOUCHDOWNS

Season: 2000	35
Season*: 1992	29

PASSING, cont.

YARDS GAINED

Game: vs. Southern Utah, 1998	495
Season: 2000	4,346
Season*: 1998	3,319

ATTEMPTS

Game: at New Haven, 1997	64
Season: 1997	558
Season*: 1997	416

COMPLETIONS

Game: at New Haven, 1997	43
Season: 1997	321
Season*: 1998	238

TOUCHDOWN PASSES

Game: vs. Mesa State, 2000	6
Season: 2000	45
Season*: 2000	28

YARDS PER GAME

Season: 2000	334.3
Season*: 2000	323.3

HIGHEST COMPLETION PERCENTAGE

Season: 1986	70.7
Season*: 1986	70.3

INTERCEPTIONS

Season: 1949	24
Season*: 1949	24

TOTAL OFFENSE

YARDS GAINED

Game: vs. Mesa State (261 pass, 436 passing)	697
Season: 2000 (2396 rush, 4346 pass)	6,742

YARDS PER GAME

Game: 2000 (6,742 yds, 13 games)	518.6
--	-------

FIRST DOWNS

TOTAL

Game: at New Mexico Highlands, 2001	33
at Cal Poly, 2000	
at Western Oregon, 2000	
vs. New Haven, 1997	
vs. Sacramento State, 1993	
vs. Cal St. Hayward, 1993	
Season: 1993	321

PUNTING

PUNTS

Game: vs. Chico State, 1969	12
vs. Santa Clara, 1968	
Season: 1997	81

GROSS AVERAGE

Season: 1969 (74 att.)	42.3
------------------------------	------

PENALTIES

YARDS

Game: vs. Cal Poly Pomona, 1977	206
Season: 1998	1,217

NUMBER

Game: at New Haven, 1999	21
Season: 1998	137

FUMBLES

FUMBLES LOST

Game: vs. UC Santa Barbara, 1949	9
Season: 1968	45

FUMBLES

PASSES INTERCEPTED (Defense)

Game: vs. Santa Clara	7
Season: 1973	29

MISCELLANEOUS

Consecutive Victories	
1981 (last 5) & 1982 (first 12)	17
Consecutive Unbeaten Games	
1981 (last 5) & 1982 (first 12)	17
Consecutive Losses	
1959 (last 7) & 1960 (first 6)	13
Consecutive Winless Games	
Twice, 1959-60 & 1933-35	16
Consecutive Ties	
1941	3
Consecutive Winning Seasons	
1970-2002	(Current) 33
Consecutive Conference Championships	
1971-90	20
Consecutive Conference Victories, Home	
1971-93	57

TOP SEASON TEAM AVERAGES

SCORING OFFENSE

1. 2000	47.8
2. 1993	38.3
3. 2001	37.7
4. 1992	35.9
5. 1985	35.3

RUSHING OFFENSE

1. 1993	239.8
2. 1956	211.1
3. 1961	210.1
4. 1992	207.8
5. 1994	187.4

SCORING DEFENSE

1. 1983	7.8
T2. 1963	8.2
T2. 1962	8.2
4. 1956	8.7
5. 1955	8.8

RUSHING DEFENSE

1. 1983	68.2
2. 1994	89.2
3. 2002	92.0
4. 1961	93.4
5. 1999	94.6

TOTAL OFFENSE

1. 2000	518.6
2. 1993	510.0
3. 2001	499.9
4. 1992	444.5
5. 1998	442.7

PASSING OFFENSE

1. 2000	334.3
2. 2001	319.2
3. 1997	300.7
4. 1998	293.7
5. 1996	283.0

TOTAL DEFENSE

1. 1956	191.0
2. 1964	191.4
3. 1983	211.5
4. 1981	216.4
5. 1961	217.8

PASSING DEFENSE

1. 1956	82.6
T2. 1951	93.0
T2. 1950	93.0
T4. 1964	95.3
T4. 1949	95.3

SINGLE-GAME RUSHING PERFORMANCES

100-YARD RUSHERS

Yds	Player	Year	Opponent	Att
309	Mike Ichiyama	1994	Chico State	42
305	Mike Ichiyama	1994	San Francisco State	32
243	Preston Jackson	1993	Sacramento State	27
238	Jermaine Rucker	1996	Saint Mary's	31
237	Matt Massari	2002	Abilene Christian (Texas)	16
223	Preston Jackson	1992	Chico State	33
221	Matt Massari	2002	Cal Poly	34
213	Preston Jackson	1993	Chico State	21
210	G.P. Muhammad	1995	Humboldt State	29
208	Phil Wintz	1952	Southern Oregon	—
203	G.P. Muhammad	1997	Claron	30
203	Shola Adeyemo	1990	Chico State	22
196	Shola Adeyemo	1988	Sonoma State	16
189	Jermaine Rucker	1995	Sacramento State	30
188	Matt Brown	2000	Saint Mary's	24
187	Preston Jackson	1993	San Francisco State	27
185	Jim Allen	1972	Sacramento State	24
184	Preston Jackson	1993	Cal St. Northridge	37
182	G.P. Muhammad	1998	South Dakota State	24
180	Matt Massari	2002	Saint Mary's	27
178	O.J. SWANIGAN	2002	Western Washington	31
177	Jermaine Rucker	1996	Southern Utah	34
172	Preston Jackson	1993	Fort Hays State	29
171	Trae Milton	1999	New Haven	33
171	G.P. Muhammad	1998	Cal Poly	27
170	Matt Brown	2000	Western Oregon	17
168	Lou Hausmann	1953	Cal Ramblers	11
168	Preston Jackson	1992	Sonoma State	23
168	Preston Jackson	1992	Humboldt State	16
165	Ron Austin	1979	San Francisco State	34
161	Jermaine Rucker	1996	Western New Mexico	25
160	Ira Porchia	1997	Western Washington	26
160	Ron Hanna	1950	Whittier	18
158	G.P. Muhammad	1997	South Dakota State	27
157	G.P. Muhammad	1996	Chico State	32
156	Shola Adeyemo	1990	San Francisco State	20
154	Darryl Goss	1981	Sacramento State	30
153	Sean Holleman	2001	Tarleton State	27
153	Preston Jackson	1993	Cal St. Hayward	16
150	G.P. Muhammad	1997	Sacramento State	34
150	Preston Jackson	1993	Cal Poly	24
147	Bud Journey	1969	Cal Poly Pomona	17
146	ELIHU VANN	2002	Humboldt State	24
145	Sean Holleman	2001	Western Washington	22
145	G.P. Muhammad	1997	Angelo State	22
145	Ron Austin	1980	Cal St. Northridge	22
143	Jim Tomasin	1988	Santa Clara	15
143	Ron Austin	1980	Chico State	19
143	Ron Austin	1980	Humboldt State	26
142	G.P. Muhammad	1997	Central Washington	20
142	Ron Austin	1979	Cal St. Hayward	26
140	Ron Austin	1979	Nevada	21

Yds	Player	Year	Opponent	Att
139	Glenn DuFour	1964	Chico State	21
139	Ron Austin	1979	Santa Clara	24
139	Jermaine Rucker	1995	Cal Poly	32
138	Matt Brown	1999	Central Oklahoma	25
138	G.P. Muhammad	1998	Central Washington	12
138	Matt Brown	1998	Western Oregon	11
137	Mark Ford	1985	Sacramento State	18
136	Ron Austin	1980	Cal Poly	25
135	Rusty Stivers	1994	Humboldt State	20
135	Preston Jackson	1992	Santa Clara	21
134	G.P. Muhammad	1998	New Haven	27
134	Jermaine Rucker	1996	Carson-Newman	36
134	Jermaine Rucker	1995	Southern Utah	28
133	Matt Massari	2002	Sacramento State	25
133	Matt Brown	1999	Central Washington	32
133	Ron Austin	1980	Cal Poly Pomona	30
132	ELIHU VANN	2002	Western Washington	22
132	Rusty Stivers	1994	Sonoma State	19
131	Joe Genasci	1989	Humboldt State	18
129	G.P. Muhammad	1996	Sacramento State	20



In his first start at running back, Mike Ichiyama rushed for 309 yards vs. Chico State. One week later, he sprung for 305 at San Francisco State, becoming the second player (after Leshon Johnson of Northern Illinois) to post consecutive 300-yard rushing games. The feat was matched four years later by Heisman Trophy winner Ricky Williams of Texas.

SINGLE-GAME RUSHING PERFORMANCES

100-YARD RUSHERS, cont.

Yds	Player	Year	Opponent	Att
129	Shawn Rogers	1982	Cal St. Hayward	15
128	Preston Jackson	1993	Humboldt State	23
127	G.P. Muhammad	1998	Grand Valley State	15
126	Jim Wilson	1953	Southern Oregon	9
126	Shawn Rogers	1983	San Francisco State	20
126	Preston Jackson	1992	Cal St. Hayward	23
124	Preston Jackson	1993	Saint Mary's	25
123	G.P. Muhammad	1998	Western Washington	26
123	Hal Leigh	1952	Cal Ramblers	—
123	Tom Slater	1974	San Francisco State	25
123	Jerold Ligons	1984	Sonoma State	16
122	Rick Hamilton	1973	Nevada	15
122	Shola Adeyemo	1988	Cal St. Hayward	17
122	Preston Jackson	1992	Saint Mary's	17
121	Ken Kuyendall	1949	Humboldt State	11
121	Ron Austin	1978	Cal St. Hayward	22
120	Boyd Bentley	1965	Cal St. Hayward	26
119	Matt Massari	2001	Sacramento State	19
118	G.P. Muhammad	1997	Texas A&M-Kingsville	27
118	Shola Adeyemo	1990	Cal St. Hayward	16
117	Jermaine Rucker	1995	Cal St. Northridge	14
116	Trae Milton	2001	Humboldt State	17
116	Nick Aliotti	1975	Pacific	17
116	Darryl Goss	1981	San Francisco State	34
116	Shawn Rogers	1983	Cal St. Hayward	17
115	Bud Journey	1969	UC Riverside	15
114	Sam Paneno	1999	Western Oregon	26
114	Randy Scagliotti	1967	Sacramento State	22
113	Kelsey Gallagher	2000	Western Washington	22
113	Preston Jackson	1993	Sonoma State	31
113	Preston Jackson	1992	Sacramento State	20
112	Matt Massari	2002	Central Washington	25
112	Trae Milton	1999	Southern Utah	26
112	Shawn Rogers	1982	Sacramento State	16
112	Preston Jackson	1992	Cal Poly	22
111	Matt Massari	2002	Humboldt State	13
111	Jerold Ligons	1986	Chico State	17
111	G.P. Muhammad	1998	Sacramento State	18
111	Rusty Stivers	1994	Sacramento State	22
111	Shola Adeyemo	1987	Sacramento State	22
110	Matt Brown	2000	Southern Utah	26
109	Matt Brown	2000	Sacramento State	31
109	Jim Allen	1972	Santa Clara	25
109	Tom Slater	1974	Sacramento State	20
109	Darryl Goss	1981	Cal St. Hayward	22
109	Jerold Ligons	1984	Cal St. Northridge	13
109	Jim Tomasin	1989	Chico State	23
108	Rusty Stivers	1994	Southern Utah	15
107	Sam Paneno	1998	Western Oregon	15
107	Bud Journey	1969	Humboldt State	15
106	Ron Austin	1980	Santa Clara	22
106	Jerold Ligons	1986	Sonoma State	20

Yds	Player	Year	Opponent	Att
105	Trae Milton	2001	Western Oregon	17
105	Trae Milton	2001	Saint Mary's	19
105	G.P. Muhammad	1998	Texas A&M-Kingsville	22
105	Jermaine Rucker	1996	Central Oklahoma	29
105	Bill Kramer	1965	Humboldt State	26
105	Joe Mangiaracina	1970	Univ. of San Francisco	22
104	Sean Holleman	2001	Central Washington	11
104	Jermaine Rucker	1996	Tex. A&M-Kingsville	28
103	Harold Leigh	1952	Humboldt State	15
103	Fred Wheeler	1977	San Francisco State	17
103	Shola Adeyemo	1990	Saint Mary's	4
102	Sean Holleman	2001	Texas A&M-Kingsville	24
102	Preston Jackson	1993	Texas A&M-Kingsville	23
102	Khari Jones	1993	Sonoma State	11
101	Matt Brown	2000	Cal Poly	27
101	Jim Reynolds	1952	Chico State	—
101	Tom Slater	1974	Cal St. Hayward	12
101	Shawn Rogers	1983	Sacramento State	15
101	Preston Jackson	1992	San Francisco State	25
101	Preston Jackson	1992	Portland State	18
100	Lonnie Cagle	1955	San Francisco State	13
100	George Mock	1971	Univ. of San Francisco	20
100	Ron Austin	1979	Cal Poly Pomona	21
100	Don Barber	1980	Santa Clara	9
100	Ron Austin	1980	Cal St. Hayward	22
100	G.P. Muhammad	1995	Western State	13

2003 RETURNING AGGIES IN CAPS

2002 Marks in Bold

'DOUBLE' 100-YARD RUSHING GAMES

AGS at Western Washington, 11/16/02

O.J. SWANIGAN **31/178**
Elihu Vann **22/132**

AGS vs. Humboldt State, 10/19/02

Elihu Vann **24/146**
Matt Massari **13/111**

GS vs. Western Oregon, 11/7/98

Matt Brown 11/138
 Sam Paneno 15/107

AGS at Sonoma State, 10/16/93

Preston Jackson 31/113
 Khari Jones 11/102

AGS vs. San Francisco State, 1983

Shawn Rogers 20/126
 Darryl Goss 34/116

AGS vs. Santa Clara, 1980

Ron Austin 22/106
 Don Barber 9/100

SINGLE-GAME PASSING PERFORMANCES


300-YARD PASSERS

Yds	Player	Year	Opponent	Att-Cmp-Int	TD
495	Kevin Daft	1998	Southern Utah	39-23-2	3
482	Kevin Daft	1997	New Haven	64-43-3	3
439	J.T. O'Sullivan	2000	Southern Utah	35-23-1	5
419	Jim Speck	1973	Boise State	42-22-4	3
415	J.T. O'Sullivan	2000	Cal Poly	39-28-0	2
413	Ken O'Brien	1982	Cal St. Northridge	44-30-1	2
413	Kevin Daft	1997	Texas A&M-Kingsville	44-30-3	5
403	Kevin Daft	1998	Western Washington	43-27-0	4
402	Jeff Bridewell	1990	Santa Clara	40-29-0	2
399	Bob Biggs	1972	San Francisco State	38-23-2	3
398	Mike Quinn	1991	Chico State	60-32-4	2
393	J.T. O'Sullivan	2001	Texas A&M-Kingsville	35-18-0	4
388	Bob Biggs	1972	Massachusetts	60-27-4	1
388	Mark Grieb	1996	Chico State	45-27-0	1
382	Kevin Daft	1997	Southern Utah	45-18-1	4
382	J.T. O'Sullivan	2000	Chadron State	32-20-1	4
381	RYAN FLANIGAN	2002	Texas A&M-Kingsville	45-25-1	2
379	Kevin Daft	1997	Sacramento State	41-26-0	4
378	Mark Grieb	1996	Sacramento State	39-23-3	1
376	J.T. O'Sullivan	2000	Western Washington	30-19-2	4
372	Chris Petersen	1986	Chico State	37-29-0	4
372	J.T. O'Sullivan	2001	Western Oregon	42-30-0	4
366	Kevin Daft	1998	Saint Mary's	52-30-0	2
365	Khari Jones	1993	Cal Poly	43-22-1	4
365	J.T. O'Sullivan	2001	New Mexico Highlands	39-26-2	3
364	J.T. O'Sullivan	2000	Mesa State	24-21-0	6
360	J.T. O'Sullivan	2000	Western Oregon	22-15-1	3
357	Chris Petersen	1986	Pacific	40-30-1	4
355	Scott Barry	1984	North Dakota State	46-29-4	2
353	Mike Moroski	1977	Lehigh	46-21-5	4
351	J.T. O'Sullivan	1999	Cal Poly	34-25-1	2
347	Ken O'Brien	1982	Chico State	31-18-0	3
346	Bob Biggs	1972	Humboldt State	36-24-1	3
345	Khari Jones	1992	San Francisco State	19-13-0	4
344	Mike Moroski	1978	Eastern Illinois	49-24-3	1
344	Ken O'Brien	1980	Cal Poly Pomona	27-15-0	3
340	Chris Petersen	1986	South Dakota	42-31-1	1
337	Mike Moroski	1978	Pacific	39-27-1	4
335	Jeff Bridewell	1989	Sonoma State	27-23-0	3
335	J.T. O'Sullivan	2001	Central Washington	28-19-2	3
334	Dennis Bunting	1966	Humboldt State	23-17-1	4
333	J.T. O'Sullivan	1999	Sacramento State	35-23-1	1
332	J.T. O'Sullivan	2001	Western Washington	29-18-0	2
329	Bob Biggs	1972	Santa Clara	51-25-3	2
328	Chris Petersen	1986	Humboldt State	31-27-0	3
328	Khari Jones	1993	Sonoma State	36-16-1	3
328	Mark Grieb	1996	Carson-Newman	34-25-2	3
327	J.T. O'Sullivan	2001	North Dakota	45-26-2	0
321	J.T. O'Sullivan	1999	Western Oregon	42-25-2	2
311	Mark Grieb	1996	Cal St. Northridge	39-22-1	2
310	Kevin Daft	1998	New Haven	53-26-1	1
310	J.T. O'Sullivan	1999	Central Oklahoma	24-16-1	3

Yds	Player	Year	Opponent	Att-Cmp-Int	TD
309	J.T. O'Sullivan	2000	West Chester	22-14-0	3
308	Ken O'Brien	1982	Northern Michigan	20-14-1	3
308	Chris Petersen	1986	Cal St. Northridge	39-27-0	2
307	Khari Jones	1993	Cal St. Northridge	39-21-0	3
305	Jeff Bridewell	1989	Santa Clara	39-29-2	3
305	Kevin Daft	1997	Cal Poly	55-28-2	2
304	Khari Jones	1993	Chico State	31-20-2	2
304	Kevin Daft	1997	Angelo State	31-18-0	4
302	Ken O'Brien	1982	Sacramento State	28-20-0	3
300	Kevin Daft	1998	Central Washington	30-20-0	3



Jim Speck's 419 yards at Boise State stood as UC Davis' single-game passing record for almost a quarter-century...



...until Kevin Daft compiled an NCAA D-II playoff record with 482 at New Haven in 1997. Daft broke his own mark the following season, posting 495 against Southern Utah.

SINGLE-GAME RECEIVING PERFORMANCES

150-YARD RECEIVERS

Yds.	Player	Year	Opponent	Rec.
233	Michael Oliva	2001	Texas A&M-Kingsville	8
229	Calvin Ellison	1978	Puget Sound	6
204	Mike Bellotti	1972	Humboldt State	11
196	Michael Oliva	2001	Western Oregon	11
194	Charley Enos	2001	New Mexico Highlands	9
183	Tay Thompson	1972	San Francisco State	9
180	Howard Gravelle	1969	UC Riverside	6
179	John Shoemaker	1999	Sacramento State	8
176	Allen Fleming	1982	Chico State	5
174	Dick South	1966	Humboldt State	9
173	Bart Greene	1990	Saint Mary's	6
170	Jon Delfatti	1980	Cal St. Northridge	5
167	Michael Oliva	2002	Texas A&M-Kingsville	11
166	Calvin Ellison	1978	Eastern Illinois	9
163	Michael Oliva	2001	Central Washington	10
163	Howard Gravelle	1969	Cal St. Hayward	10
162	Chris Mandeville	1986	South Dakota	11
161	Josh Weinstock	1991	Chico State	12
158	Charley Enos	2000	Eastern Oregon	6
158	Charley Enos	2000	Western Washington	8
158	John Shoemaker	1999	Humboldt State	3
158	Jon Delfatti	1979	Humboldt State	7
157	John Shoemaker	1998	Southern Utah	5
156	Allen Fleming	1983	Cal Lutheran	10
155	Onome Ojo	2000	Western Washington	4
155	Aaron Bennetts	1994	Sonoma State	6
154	Francis Montes	1997	New Haven	10
153	John Shoemaker	1999	Humboldt State	4
152	Francis Montes	1997	Southern Utah	5
151	John Shoemaker	1998	Grand Valley State	10
151	Calvin Ellison	1977	Bethune-Cookman	6



Michael Oliva set a school record and a national D-II playoff mark with 233 yards against Texas A&M-Kingsville in 2001. Almost exactly one year later, he unloaded for 167 yards on 11 catches against the Javelinas.

'DOUBLE' 100-YARD RECEIVING GAMES

AGS at Texas A&M-Kingsville, 11/17/02	
Michael Oliva	11/167
Joe Bandel	5/107
AGS at Texas A&M-Kingsville, 11/17/01	
MICHAEL OLIVA	8/233
Charley Enos	4/116
AGS at Western Washington, 11/11/00	
Charley Enos	8/158
Onome Ojo	4/155
AGS vs. Chadron State, 11/18/00	
MICHAEL OLIVA	4/121
Onome Ojo	4/118
AGS vs. Mesa State, 11/25/00	
Charley Enos	8/158
Onome Ojo	4/155
AGS vs. Southern Utah, 10/14/00	
MICHAEL OLIVA	7/108
Onome Ojo	3/103
AGS vs. Western Washington, 11/13/99	
John Shoemaker	7/117
Charley Enos	4/153
AGS vs. Southern Utah, 11/14/98	
John Shoemaker	5/157
Dave Hartvickson	6/108
Wes Terrell	4/102
AGS vs. Grand Valley State, 11/8/97	
John Shoemaker	5/117
Lucas Bader	4/100
AGS vs. Northern Michigan, 1982	
Allen Fleming	127 yds
Rick Woehler	104 yds
AGS vs. Cal Poly Pomona, 1980	
Don Barber	126 yds
Jeff Zimmerman	125 yds
AGS vs. Boise State, 1973	
Brad Pederson	113 yds
Anthony Terry	102 yds

SEASON RECORDS

SCORING

OVERALL	Year	Points
1. Preston Jackson	1993	148
2. Matt Brown	2000	138
3. Jermaine Rucker	1995	108
4. Eric Friend	2000	107
5. Preston Jackson	1992	92
6. G.P. Muhammad	1998	90
7. Eddie Loretto	1985	85
T8. Sean Holleman	2001	84
T8. Shawn Rogers	1983	84
10. Ron Austin	1980	80

REGULAR-SEASON ONLY	Year	Points
1. Matt Brown	2000	114
2. Preston Jackson	1993	110
3. Jermaine Rucker	1995	108

RUSHING YARDS

OVERALL	Year	Yards
1. Preston Jackson	1993	1,826
2. Preston Jackson	1992	1,435
3. G.P. Muhammad	1997	1,307
4. G.P. Muhammad	1998	1,287
5. Matt Massari	2002	1,274
6. Jermaine Rucker	1996	1,128
7. Matt Brown	2000	1,183
8. Ron Austin	1980	1,100
9. Ron Austin	1979	1,028
10. Shawn Rogers	1982	929

REGULAR-SEASON ONLY	Year	Yards
1. Preston Jackson	1993	1,552
2. Preston Jackson	1992	1,334
3. Matt Massari	2002	1,204

RUSHING ATTEMPTS

OVERALL	Year	Att
1. Preston Jackson	1993	296
2. G.P. Muhammad	1997	282
3. Jermaine Rucker	1996	247
4. Preston Jackson	1992	227
5. Ron Austin	1980	224
6. Matt Brown	2000	223
7. G.P. Muhammad	1998	217
8. Matt Massari	2002	210
9. Ron Austin	1979	206
10. Shawn Rogers	1982	193

REGULAR-SEASON ONLY	Year	Att
1. Preston Jackson	1993	244
2. Ron Austin	1980	224
3. Preston Jackson	1992	209

RUSHING TDs

OVERALL	Year	TD
1. Preston Jackson	1993	24
2. Matt Brown	2000	22
3. Jermaine Rucker	1995	17
4. Preston Jackson	1992	15
5. Sean Holleman	2001	14
6. Fred Wheeler	1978	13
T7. G.P. Muhammad	1998	12
T7. Ron Austin	1980	12
T7. George Mack	1971	12
T10. Matt Massari	2002	11
T10. Jermaine Rucker	1996	11
T10. Shawn Rogers	1982	11

REGULAR-SEASON ONLY	Year	Att
T1. Matt Brown	2000	18
T1. Preston Jackson	1993	18
3. Jermaine Rucker	1995	17

PASSING YARDS

OVERALL	Year	Yards
1. J.T. O'Sullivan	2001	3,826
2. Kevin Daft	1997	3,696
3. J.T. O'Sullivan	2000	3,679
4. Kevin Daft	1998	3,317
5. Mark Grieb	1996	3,230
6. J.T. O'Sullivan	1999	3,217
7. Khari Jones	1993	3,174
8. Ken O'Brien	1982	2,976
9. Chris Petersen	1986	2,965
10. Jeff Bridewell	1989	2,731

REGULAR-SEASON ONLY	Year	Yards
1. Kevin Daft	1998	3,112
2. J.T. O'Sullivan	2001	2,854
3. Khari Jones	1993	2,686

PASSING COMPLETIONS

OVERALL	Year	Comp
1. Kevin Daft	1997	281
2. J.T. O'Sullivan	2001	255
3. Chris Petersen	1986	250
4. Kevin Daft	1998	238
5. Mark Grieb	1996	229
6. Jeff Bridewell	1989	226
7. Scott Barry	1984	218
8. Ken O'Brien	1982	217
9. Khari Jones	1993	215
10. Bob Biggs	1972	213

REGULAR-SEASON ONLY	Year	Comp
1. Kevin Daft	1998	222
2. Chris Petersen	1986	208
3. J.T. O'Sullivan	2001	194

PASSING ATTEMPTS

OVERALL	Year	Att
1. Kevin Daft	1997	486
2. Kevin Daft	1998	417
3. Khari Jones	1993	412
4. J.T. O'Sullivan	2001	406
5. Mark Grieb	1996	400
6. Bob Biggs	1972	387
7. Mike Quinn	1991	364
8. Jeff Bridewell	1989	360
9. Chris Petersen	1986	354
10. Ken O'Brien	1982	349

REGULAR-SEASON ONLY	Year	Att
1. Kevin Daft	1998	380
2. Mike Quinn	1991	364
3. Kevin Daft	1997	347

PASSING TDs

OVERALL	Year	TD
1. J.T. O'Sullivan	2000	38
2. Kevin Daft	1997	33
3. J.T. O'Sullivan	2001	32
4. Kevin Daft	1998	30
5. Khari Jones	1993	29
6. J.T. O'Sullivan	1999	26
7. Mark Grieb	1996	25
T8. Chris Petersen	1986	23
T8. Ken O'Brien	1982	23
T10. RYAN FLANIGAN	2002	20
T10. Khari Jones	1992	20

REGULAR-SEASON ONLY	Year	TD
1. Kevin Daft	1998	28
2. Khari Jones	1993	27
3. J.T. O'Sullivan	2000	25

TOTAL OFFENSE

OVERALL	Year	Yards
1. J.T. O'Sullivan	2001	4,197
2. J.T. O'Sullivan	2000	4,152
3. Khari Jones	1993	3,715
4. Kevin Daft	1997	3,702
5. Kevin Daft	1998	3,332
6. Chris Petersen	1986	3,175
7. J.T. O'Sullivan	1999	3,172
8. Mark Grieb	1996	3,159
9. Ken O'Brien	1982	3,140
10. Chris Petersen	1985	2,920

REGULAR-SEASON ONLY	Year	Yards
1. Khari Jones	1993	3,272
2. J.T. O'Sullivan	2001	3,167
3. Kevin Daft	1998	3,148

RECEPTIONS

OVERALL	Year	Rec
1. Michael Oliva	2001	75
2. Charley Enos	2000	73
3. John Shoemaker	1997	67
4. Michael Oliva	2002	66
T5. John Shoemaker	1999	62
T5. Allen Fleming	1982	62
7. Chris Mandeville	1986	60
T8. Charley Enos	2001	59
T8. John Shoemaker	1998	59
T10. Charley Enos	1999	57
T10. Mike Ichiyama	1993	57

REGULAR-SEASON ONLY	Year	Rec
T1. Charley Enos	2000	55
T1. Charley Enos	2001	55
T3. John Shoemaker	1998	54
T3. Tay Thompson	1972	54

RECEIVING YARDS

OVERALL	Year	Yards
1. Michael Oliva	2001	1,365
2. Charley Enos	2000	1,360
3. John Shoemaker	1999	1,172
4. Michael Oliva	2002	1,091
5. Charley Enos	2001	1,074
6. Francis Montes	1997	1,013
7. Allen Fleming	1982	994
8. John Shoemaker	1998	924
T9. Mike Sellar	1988	896
T9. Randy Williams	1984	896

REGULAR-SEASON ONLY	Year	Yards
1. Charley Enos	2000	1,044
2. Michael Oliva	2001	968
3. Charley Enos	2001	958

YARDS PER CATCH

OVERALL (Min. 15 recs)	Year	Avg
1. Onome Ojo	2000	26.2
2. Jon DeFlatti	1979	23.9
3. Jon DeFlatti	1980	23.2
4. Arnold Hardy	1993	23.0
5. Aaron Bugarske	1996	21.7
6. Anthony Terry	1975	21.6
7. Lucas Bader	1996	21.4
8. Randy Williams	1984	20.4
9. Onome Ojo	1999	20.3
10. Mike Bellotti	1971	20.2

2003 RETURNING AGGIES IN CAPS
2002 Marks in Bold

SEASON RECORDS

RECEIVING TDs

OVERALL	Year	TD
T1. Michael Oliva	2001	13
T1. John Shoemaker	1999	13
T1. John Shoemaker	1998	13
4. Charley Enos	2000	12
T5. Michael Oliva	2002	11
T5. Oname Ojo	2000	11
T5. Michael Oliva	2000	11
T5. Allen Fleming	1983	11
T5. Tay Thompson	1971	11
10. Charley Enos	2001	10

REGULAR-SEASON ONLY

Year	TD	
1. John Shoemaker	1998	12
T2. John Shoemaker	1999	11
T2. Allen Fleming	1983	11
T2. Tay Thompson	1971	11

PUNT RETURNS

OVERALL	Year	Att/Yds
1. Armin Anderson	1984	65/536
2. Armin Anderson	1983	62/398
3. Artemus Jones	1998	26/381
4. Joe Genasci	1991	25/330
5. Mike Ichiyama	1994	30/252
6. Mike Ichiyama	1992	17/245
7. Curtis Steen	1997	35/243
8. Armin Anderson	1985	38/242
9. Glenn Adriatico	2000	17/234
10. Brian Favors	1996	22/233

KICKOFF RETURNS

OVERALL	Year	Att/Yds
1. Artemus Jones	1997	45/1,086
T2. Artemus Jones	1998	40/829
T2. Jermaine Rucker	1995	29/744
4. Artemus Jones	1999	30/597
5. Calvin Ellison	1977	21/553
6. Channing Ragsdale	1994	29/530
7. Arnold Hardy	1993	26/519
8. Artemus Jones	1996	19/487
9. Tom Watts	2001	22/473
10. DeWayne Quinn	1989	20/445

PUNTING

OVERALL (Min. 35 atts)	Year	Avg
1. Bill Ingram	1969	42.3
2. CHRIS SHIBEL	2002	41.4
3. Chip Dull	1979	41.0
4. Chris Humes	1992	40.6
T5. Greg Alley	1998	40.4
T5. Pat Inglesby	1983	40.4
7. CHRIS SHIBEL	2001	40.3
T8. Greg Alley	1999	39.9
T8. Jon McManus	1988	39.9
10. Scott Lindquist	1986	39.7

2003 RETURNING AGGIES IN CAPS

2002 Marks in Bold

INTERCEPTIONS

OVERALL	Year	Int/Yds
1. Adam Williams	1973	8/ 48
2. Gavin Carr	1982	7/ 33
T3. Joe Caviglia	1998	6/ 26
T3. Bo Eason	1983	6/ 95
T3. Jeff Allen	1977	6/ 83
T3. John Silverfoote	1975	6/ 53
T3. Adam Williams	1975	6/ 94
T3. Anthony Terry	1974	6/ 39
T3. John Silverfoote	1973	6/ 73
T3. John Miller	1970	6/140

EXTRA POINTS

OVERALL	Year	XP
1. Eric Friend	2000	77
2. Courtney Williams	2001	55
3. Eric Friend	1998	47
4. DUSTY APOCOTOS	2002	45
T5. Rafael Fernandez	1993	44
T5. Rafael Fernandez	1992	44
7. Ray Sullivan	1982	41
8. Ray Sullivan	1983	39
9. Eddie Loretto	1985	37
10. Rafael Fernandez	1989	35

REGULAR-SEASON ONLY

Year	XP	
1. Eric Friend	2000	57
2. Courtney Williams	2001	47
3. Eric Friend	1998	44

EXTRA POINT ATTEMPTS

OVERALL	Year	XPA
1. Eric Friend	2000	79
2. Courtney Williams	2001	63
T3. Eric Friend	1998	52
T3. Rafael Fernandez	1993	52
5. DUSTY APOCOTOS	2002	48
6. Ray Sullivan	1982	47
7. Rafael Fernandez	1992	46
8. Ray Sullivan	1983	44
9. Ryan Christie	1996	41
T10. Eric Friend	1999	40
T10. Eddie Loretto	1985	40

REGULAR-SEASON ONLY

Year	XPA	
1. Eric Friend	2000	58
2. Courtney Williams	2001	54
3. Eric Friend	1998	49

FIELD GOALS

OVERALL	Year	FG
1. Eddie Loretto	1985	16
2. Rolf Benirschke	1976	14
3. Eddie Loretto	1986	13
4. Rod Holmquist	1980	12
5. Ray Sullivan	1983	11
T6. Eric Friend	2000	10
T6. Rafael Fernandez	1993	10
T6. Rafael Fernandez	1989	10
T6. Eddie Loretto	1988	10
T10. Ray Hill	1997	9
T10. Marc Rovetti	1990	9
T10. Ray Sullivan	1984	9
T10. Ray Sullivan	1982	9

REGULAR-SEASON ONLY

Year	FG	
1. Eddie Loretto	1985	16
2. Rolf Benirschke	1976	14
3. Eddie Loretto	1986	12

FIELD GOAL ATTEMPTS

OVERALL	Year	FGA
1. Eddie Loretto	1985	21
2. Rolf Benirschke	1976	19
3. Ray Sullivan	1984	18
T4. Marc Rovetti	1990	17
T4. Eddie Loretto	1988	17
T4. Eddie Loretto	1987	17
T4. Ray Sullivan	1984	17
T4. Rod Holmquist	1980	17
T9. Rafael Fernandez	1989	16
T9. Eddie Loretto	1986	16
T9. Rolf Benirschke	1975	16

REGULAR-SEASON ONLY

Year	FGA	
1. Eddie Loretto	1985	21
2. Rolf Benirschke	1976	19
T3. Marc Rovetti	1990	17
T3. Rod Holmquist	1980	17

DEFENSIVE RECORDS

Note: UC Davis had kept complete records for tackles (solo and assists) and tackles-for-loss since the 1987 season. However, defensive stats did not become officially recognized by the NCAA until 2000.

TOTAL TACKLES

OVERALL	Year	Tot
1. Kris Spraker	2000	143
2. Jason Hairston	1993	113
3. Steve Thompson	1989	98
T4. Chad Sindel	1999	93
T4. Jason Geldermann	1997	93
T4. Ted Corcoran	1996	93
T7. Michael Hanley	1989	89
T7. Ed McNicoll	1988	89
9. Jason Hairston	1992	82
10. Nate Nelson	2001	81

SOLO TACKLES

OVERALL	Year	Tot
1. Jason Hairston	1993	63
2. Kris Spraker	2000	60
3. Joe Caviglia	1999	50
4. Jason Hairston	1992	45
T5. EJIRO EVERO	2002	44
T5. Cornell Green	2000	44
7. Steve Thompson	1989	43
T8. Nate Nelson	2001	42
T8. Tom Watts	2001	42
T8. Ted Corcoran	1996	42
T8. Michael Hanley	1989	42

ASSISTED TACKLES

OVERALL	Year	Tot
1. Kris Spraker	2000	83
2. Chad Sindel	1999	73
3. Chad Sindel	1997	58
4. Steve Thompson	1989	55
T5. Jason Geldermann	1997	52
T5. Mark Johnson	1989	52
T7. Ted Corcoran	1996	51
T7. Ed McNicoll	1988	51
9. Jason Hairston	1993	50
T10. Nate Nelson	2000	48
T10. Jason Hairston	1994	48

CAREER RECORDS

RUSHING ATTEMPTS

OVERALL	Years	Att
1. G.P. Muhammad	1995-97	685
2. Ron Austin	1977-80	646
3. Preston Jackson	1991-93	539
4. Matt Brown	1998-2000	436
5. Shola Adeyemo	1987-90	434
6. Jermaine Rucker	1995-96	425
7. Shawn Rogers	1981-83	404
8. Lonnie Cagle	1955-59	325
T9. Matt Massari	2001-02	298
T9. Fred Wheeler	1976-78	298

QUARTERBACKS	Years	Att
1. J.T. O'Sullivan	1998-2001	230
T2. Khari Jones	1991-93	198
T2. Chris Petersen	1985-86	198

RUSHING TDs

OVERALL	Years	TD
1. Preston Jackson	1991-93	40
2. Matt Brown	1998-2000	38
T3. G.P. Muhammad	1995-98	28
T3. Jermaine Rucker	1995-96	28
5. Fred Wheeler	1976-78	24
T6. Shawn Rogers	1981-83	23
T6. Ron Austin	1977-80	23
8. George Mock	1970-71	22
9. Shola Adeyemo	1987-90	20
T10. Sean Holleman	2000-01	16
T10. Mike Ichiyama	1992-94	16

PASSING ATTEMPTS

OVERALL	Years	Att
1. J.T. O'Sullivan	1998-2001	1,070
2. Kevin Daft	1995-98	982
3. Ken O'Brien	1980-82	830
4. Jeff Bridewell	1987-90	806
5. Mark Grieb	1994-96	777
6. Scott Barry	1982-84	735
7. Khari Jones	1991-93	729
8. Jim Speck	1973-76	687
9. Bob Biggs	1969-72	641
10. Mike Moroski	1975-78	639

PASSING COMPLETIONS

OVERALL	Years	Comp
1. J.T. O'Sullivan	1998-2001	669
2. Kevin Daft	1995-98	566
3. Jeff Bridewell	1987-90	480
4. Ken O'Brien	1980-82	470
5. Scott Barry	1982-84	465
T6. Mark Grieb	1994-96	441
T6. Chris Petersen	1985-86	441
8. Khari Jones	1991-93	386
9. Jim Speck	1973-76	350
10. Mike Moroski	1975-78	348

COMPLETION PERCENTAGE

OVERALL (Min. 100 comp)	Years	Pct.
1. Chris Petersen	1985-86	69.7
2. Scott Barry	1982-84	63.3
3. J.T. O'Sullivan	1998-2001	62.5
4. Todd Sloat	1985-87	61.4
5. Jeff Bridewell	1987-90	59.6
6. Kevin Daft	1995-98	57.6
7. Mark Grieb	1994-96	56.8
8. Ken O'Brien	1980-82	56.6
9. Mike Quinn	1988-91	56.5
10. Mike Moroski	1975-78	54.5
(Ryan Flanigan)	2000-present	64.9

PASSING TDs

OVERALL	Years	TD
1. J.T. O'Sullivan	1998-2001	96
2. Kevin Daft	1995-98	68
3. Khari Jones	1991-93	50
4. Ken O'Brien	1980-82	44
5. Mark Grieb	1994-96	43
6. Chris Petersen	1985-86	42
T7. Scott Barry	1982-84	37
T7. Mike Moroski	1975-78	37
T9. Jeff Bridewell	1987-90	34
T9. Jim Speck	1973-76	34

INTERCEPTION PERCENTAGE

OVERALL (Min. 100 att)	Years	Pct.
1. Chris Petersen	1985-86	2.53
2. Jeff Bridewell	1987-90	2.73
3. Mike Quinn	1988-91	2.86
4. Ken O'Brien	1980-82	3.01
5. Kevin Daft	1995-98	3.05
6. John Lucido	1978-80	3.28
7. Khari Jones	1991-93	3.29
8. Scott Barry	1982-84	3.40
9. Mark Grieb	1994-96	3.60
10. J.T. O'Sullivan	1998-2001	3.80

RECEIVING YARDS

OVERALL	Years	Yards
1. Michael Oliva	1999-2002	3,379
2. Charley Enos	1998-2001	3,258
3. John Shoemaker	1996-99	2,969
4. Randy Williams	1982-85	2,921
5. Tay Thompson	1970-72	2,147
6. Allen Fleming	1981-83	1,941
7. Josh Weinstock	1989-92	1,891
8. Howard Gravelle	1967-69	1,884
9. Francis Montes	1995-97	1,838
10. Wes Terrell	1996-98	1,715

YARDS PER CATCH

OVERALL (Min. 50 rec)	Years	Avg
1. Onome Ojo	1998-2000	24.1
2. Jon Delfati	1979-80	23.6
3. Francis Montes	1996-98	19.8
4. Anthony Terry	1973-75	19.2
5. Calvin Ellison	1976-78	18.0
6. Michael Oliva	1999-2002	17.6
7. Randy Williams	1982-85	17.2
8. Charley Enos	1998-2001	16.2
9. Mike Sellar	1987-88	16.8
10. Jeff Zimmerman	1978-80	16.2

RECEIVING TDs

OVERALL	Years	TD
1. Michael Oliva	1999-2001	37
2. John Shoemaker	1996-99	33
3. Charley Enos	1998-2001	25
4. Randy Williams	1982-85	22
T5. Francis Montes	1995-98	20
T5. Josh Weinstock	1989-92	20
T5. Tay Thompson	1970-72	20
T8. Anthony Terry	1973-75	18
T8. Howard Gravelle	1967-69	18
T10. Allen Fleming	1981-83	17
T10. Calvin Ellison	1976-78	17

PUNT RETURN YARDS

OVERALL	Years	Yards
1. Armin Anderson	1983-85	1,176
2. Glenn Adriatico	1999-present	656
3. Mike Ichiyama	1992-94	641
4. Artemus Jones	1996-99	507
5. Joe Genasci	1988-91	330
6. Randy Faccinto	1967-69	303
7. Bill Woehler	1978-82	244
8. Curtis Steen	1997	243
9. Brian Favors	1995-96	233
10. Mark Hamo	1987-89	225

PUNT RETURN AVERAGE

OVERALL (Min. 25 att)	Years	Avg
1. Joe Genasci	1988-91	13.2
2. Glenn Adriatico	1999-present	11.3
3. Artemus Jones	1996-99	9.8
4. Mike Ichiyama	1992-94	9.3
5. Eric Johnson	1975-76	8.4
6. Randy Faccinto	1967-69	7.6
7. Ernest Perkins	1995-96	7.5
8. Armin Anderson	1983-85	7.1
9. Curtis Steen	1997	6.9

KICKOFF RETURN YARDS

OVERALL	Years	Yards
1. Artemus Jones	1996-99	2,999
2. Calvin Ellison	1976-78	1,000
3. Tom Watts	1999-2001	873
4. Jermaine Rucker	1995-96	852
5. Jerold Ligos	1983-86	851
6. Arnold Hardy	1992-93	824
7. Wayne Adkins	1985-86	736
8. John Kohlmoos	1967-69	649
9. Mike Ichiyama	1992-94	602
10. Mel Byrd	1978-80	581

KICKOFF RETURN AVERAGE

OVERALL (Min. 25 att)	Years	Yards
1. Jermaine Rucker	1995-96	23.7
2. Calvin Ellison	1976-78	23.3
3. Artemus Jones	1996-99	22.4
4. Terry Hall	1987-88	21.3
5. Arnold Hardy	1992-93	21.1
6. Wayne Adkins	1985-86	21.0
7. John Kohlmoos	1967-69	20.9
8. Jerold Ligos	1983-86	20.8
9. Keith Williams	1990-91	20.2
10. Mike Ichiyama	1992-94	20.1

2003 RETURNING AGGIES IN CAPS
2002 Marks in Bold

CAREER RECORDS

FIELD GOALS

	<u>Years</u>	<u>FG</u>	<u>FGA</u>	<u>Pct</u>	<u>LG</u>
1. Eddie Loretto	1985-88	47	72	65.3	50
2. Rafael Fernandez	1989-93	32	52	61.5	45
3. Ray Sullivan	1981-84	31	51	60.8	49
4. Rolf Benirschke	1974-76	29	43	67.4	52
5. Rod Holmquist	1978-81	21	37	56.8	50
6. Bernie Furlan	1967-69	17	41	42.5	44
7. George Kiss	1972-73	15	27	55.6	39
T8. Eric Friend	1998-2000	14	22	63.6	37
T8. Ray Hill	1997-98	10	16	62.5	42
T8. Skip Scollan	1976-78	10	19	52.6	47

EXTRA POINTS

	<u>Years</u>	<u>XP</u>
1. Eric Friend	1997-2000	171
2. Rafael Fernandez	1989-93	140
3. Eddie Loretto	1985-88	130
4. Ray Sullivan	1981-84	115
5. Rolf Benirschke	1974-76	58
6. Courtney Williams	2001	55
T7. Mike Ellis	1994-96	54
T7. Adrian Wagner	1970-71	54
9. George Kiss	1972-73	52
10. Rod Holmquist	1978-81	46

FIELD GOAL ATTEMPTS

	<u>Years</u>	<u>FGA</u>
1. Eddie Loretto	1985-88	72
2. Rafael Fernandez	1989-93	52
3. Ray Sullivan	1981-84	51
4. Rolf Benirschke	1974-76	43
5. Bernie Furlan	1967-69	41
6. Rod Holmquist	1978-81	37
7. George Kiss	1972-73	27
8. Jeff Ellis	1994-96	21
9. Eric Friend	1998-2000	22
T10. Skip Scollan	1976-78	19
T10. Ryan Christie	1995-96	19

EXTRA POINT ATTEMPTS

	<u>Years</u>	<u>XPA</u>
1. Eric Friend	1997-2000	189
2. Rafael Fernandez	1989-93	153
3. Eddie Loretto	1985-88	142
4. Ray Sullivan	1981-84	129
5. Rod Holmquist	1978-81	65
6. Courtney Williams	2001	63
7. Mike Ellis	1994-96	61
T8. Rolf Benirschke	1974-76	60
T8. Adrian Wagner	1970-71	60
10. George Kiss	1972-73	58

DEFENSIVE RECORDS

Note: UC Davis had kept complete records for tackles (solo and assists) and tackles-for-loss since the 1987 season. However, defensive stats did not become officially recognized by the NCAA until 2000. Furthermore, in 2001 the NCAA began defining an assisted tackle-for-loss (TFL) as 0.5 of a tackle (e.g. two solo TFLs and three assist TFLs would be 3.5 total TFLs). Thus, the records for that category are separated for the two different rule interpretations: pre-2001 and 2001 and after.

TOTAL TACKLES

	<u>Years</u>	<u>Tackles</u>
1. Kris Spraker	1997-2000	290
2. Jason Hairston	1992-94	271
3. Chad Sindel	1996-99	252
4. Nate Nelson	1998-2001	213
5. Robby Flannery	1998-2000	201
6. Joe Caviglia	1996-99	188
7. Steve Thompson	1987-89	184
8. DeShá Runnels	1996-99	182
8. Jason Geldermann	1996-98	172
10. Greg Gatto	1995-98	170

ASSISTED TACKLES

	<u>Years</u>	<u>Tackles</u>
1. Chad Sindel	1996-99	179
2. Kris Spraker	1998-2000	159
T3. Robby Flannery	1997-99	135
T3. Jason Hairston	1992-94	135
5. Nate Nelson	1998-2001	120
6. Robert Kincade	1988-91	110
7. Steve Thompson	1987-89	101
8. Jason Geldermann	1996-98	95
9. DeShá Runnels	1996-99	90
10 Greg Gatto	1995-98	88

SOLO TACKLES

	<u>Years</u>	<u>Tackles</u>
1. Jason Hairston	1992-94	136
2. Kris Spraker	1997-2000	131
3. Joe Caviglia	1996-99	126
4. DeShá Runnels	1996-99	92
5. Nate Nelson	1998-2001	93
6. Mike McDonald	1990-92	91
7. Morice Mabry	1990-92	84
8. Steve Thompson	1987-89	83
T9. EJIRO EVERO	1999-present	82
T9. Greg Gatto	1995-98	82
T9. Jeremy Veasey	1995-97	82

TACKLES FOR LOSSES†

<u>1989-2000†</u>	<u>Years</u>	<u>TFL</u>	<u>2001-Present†</u>	<u>Years</u>	<u>TFL</u>
1. Josh Anstey	1995-98	51	1. B.J. Brust	1999-02*	21.5
2. Aaron Volkoff	1997-99	45	2. Dominic Ghio	1999-02**	14.0
3. Robby Flannery	1997-2000	44	3. JUSTIN PATTERSON	2000-	13.5
4. Kris Spraker	1997-2000	43	4. AARON LATZKE	2000, '02*	13.0
5. Jason Geldermann	1996-98	42	5. KELLY VALAAU	2000-	12.5
6. Greg Gatto	1995-98	41			
7. Mike Shepard	1989-91	33			
T8. Chad Sindel	1996-99	30			
T9. Jeff Brunswig	1994-96	28			
T9. Brian Andersen	1990-92	28			

*Includes 2000, converted to 2001 rules.
**Includes 1999, converted to 2001 rules.

†Prior to 2001, TFLs were recorded as single entities without designation between solo vs. assist.

2003 RETURNING AGGIES IN CAPS

2002 Marks in Bold

LONGEST PLAYS

RUSHING

Player	Yds	Opponent	Year
Jim Wilson	94t	Southern Oregon	1953
Shola Adeyemo	90t	Saint Mary's	1990
Matt Massari	89t	Abilene Christian	2002
Lou Hausmann	87	Cal Ramblers	1953
Ken Kuykendall	86	Humboldt State	1949
Shola Adeyemo	85	Chico State	1990
Preston Jackson	84	Humboldt State	1992
Lonnie Cagle	83	Cal Ramblers	1956
Charles Richards	79	UC Santa Barbara	1940
Preston Jackson	77t	Chico State	1993
Rick Hamilton	77	Nevada	1973
John Nedderman	75	San Francisco State	1947
Jerold Ligons	75	Cal St. Northridge	1984
Eldred Lane	74	Saint Mary's	1926
Rick Hamilton	70	Portland State	1974
Ron Austin	70	Santa Clara	1977
Mark Ford	70	Sonoma State	1985

PASSING

Players	Yds	Opponent	Year
Mike Moroski to Calvin Ellison	99t	Puget Sound	1978
Chris Petersen to Frank Bispo	92	Humboldt State	1985
Ken O'Brien to Allen Fleming	91	Northern Michigan	1982
Todd Sloat to Mike Sellar	88	Santa Clara	1987
J.T. O'Sullivan to Onome Ojo	86t	Northeastern State	1999
Mark Grieb to Brian Favors	86t	Cal St. Northridge	1996
Scott Barry to Randy Williams	84	Sacramento State	1984
J.T. O'Sullivan to Onome Ojo	80t	Sacramento State	2000
Khari Jones to Arnold Hardy	80	Cal Poly SLO	1993
Mike Quinn to Mike Sellar	80	Sonoma State	1988
Khari Jones to Andrew Murden	80	San Francisco State	1992
RYAN FLANIGAN to Charley Enos	79t	New Mexico Highlands	2000
J.T. O'Sullivan to Onome Ojo	78t	Texas A&M-Commerce	1999
Kevin Daft to Francis Montes	78t	Southern Utah	1997
Mark Grieb to Francis Montes	78t	Chico State	1996
Jim Wilcox to Phil Stewart	78	Chico State	1965
Dennis Bunting to Phil Stewart	78	Chico State	1966
Mike Moroski to Calvin Ellison	76	Puget Sound	1978
Ken O'Brien to Jon Delfatti	76	Cal Poly Pomona	1981
Jeff Bridewell to Bart Greene	76	Santa Clara	1991
J.T. O'Sullivan to Onome Ojo	77t	Western Washington	2000
J.T. O'Sullivan to Charley Enos	75t	Saint Mary's	1999
Rich Francis to Mitsuo Nitta/Dario Marioni	75	San Francisco State	1939
Rinaldo Gottelli to Henry Schliebaum	75	Nevada	1941
Ken O'Brien to Allen Fleming	75	Chico State	1982

INTERCEPTION RETURNS

Player	Yds	Opponent	Year
Elijah Hall	97t	Chico State	1989
Ben Waller	90	Chico State	1951
Adam Williams	84	Cal St. Northridge	1975
DeSha Runnels	83t	Tex.A&M-Commerce	1998
Orin Allen	79	San Francisco State	1958
Jim Noonan	79	Sacramento State	1983
Jim Gardiner	78	Chico State	1937
Andy San Juan	75	Chico State	1978
Don Johnston	72	Chico State	1977
Bo Eason	71	Cal St. Hayward	1982

KICKOFF RETURNS

Player	Yds	Opponent	Year
John Nedderman	100t	Fairfield Army/Air Base	1948
KEVIN FREEMAN	96t	Western Oregon	2002
Carl Frazer	95	Fresno State	1934
Jason Holleman	90t	Cal St. Northridge	2001
Jason Holleman	90t	Cal St. Northridge	2001
Calvin Ellison	89	Humboldt State	1977
Artemus Jones	69	Humboldt State	1996
Artemus Jones	67	Central Washington	1998
Glenn Adriatico	66t	Tarleton State	2001
Mel Byrd	66	Cal St. Hayward	1977
Mike Ichiyama	63	Santa Clara	1992
Artemus Jones	62	Western New Mexico	1996
Jermaine Rucker	59	Saint Mary's	1995
Jermaine Rucker	56	Sacramento State	1995

PUNT RETURNS

Player	Yds.	Opponent	Year
Joe Genasci	94t	Saint Mary's	1991
Bob Haase	81	Chico State	1955
Tip Willis	74	Humboldt State	1987
Bob Haase	70	Sacramento State	1956
Glenn Adriatico	63t	Saint Mary's	2000
Artemus Jones	63t	Western Oregon	1998
Brian Favors	60	Central Oklahoma	1996
Dave Webb	57	UC Riverside	1966
Bud Wolfe	56	Pacific	1933
Bill Weir	55	Chico State	1928

FIELD GOALS

Player	Yds	Opponent	Year
Terry Rutledge	52	Cal St. Hayward	1975
Rolf Benirschke	52	Cal St. Hayward	1976
Eddie Loretto	52	Chico State	1988
Rod Holmquist	50	Cal St. Northridge	1980
Rod Holmquist	50	Cal Poly SLO	1980
Eddie Loretto	50	Chico State	1988
Ryan Christie	49	Portland State	1996
Ray Sullivan	49	Cal Poly SLO	1984
Eddie Loretto	49	South Dakota	1986
Rolf Benirschke	48	UC Riverside	1975
Ray Sullivan	48	Chico State	1984

2003 RETURNING AGGIES IN CAPS
2002 Marks in Bold

LAST TIME IT HAPPENED...

BY AGGIES

RUSHING

30 Rushing Attempts:

31 by O.J. Swanigan at W. Wash., 11/16/02

300 Rushing Yards

305 by Mike Ichiyama at S.F. State, 1994

200 Rushing Yards

221 by Matt Massari at Cal Poly, 10/26/02

100 Rushing Yards

178 by O.J. Swanigan & 130 by ElihuVann at W. Wash., 11/16/02

75-Yard Run (no touchdown)

84 by Preston Jackson vs. Humboldt, 10/24/92

75-Yard Touchdown Run

89 by Matt Massari vs. Abilene, 9/14/02

50-Yard Run (no touchdown)

62 by Matt Massari vs. Abilene, 9/14/02

50-yard Touchdown Run

89 by Matt Massari vs. Abilene, 9/14/02

3 Rushing Touchdowns

3 by Sean Holleman vs. Tarleton, 11/24/01

4 Rushing Touchdowns

5 by Matt Brown at Cal Poly, 10/21/00

2 Players Rush for 100 Yards

178 by O.J. Swanigan & 130 by ElihuVann at W. Wash., 11/16/02

PASSING

20 Pass Completions

24 by Ryan Flanigan vs. Saint Mary's, 11/2/02

35 Pass Attempts

45 by J.T. O'Sullivan at North Dakota, 12/1/01

3 Touchdown Passes

4 by Ryan Flanigan vs. Humboldt, 10/19/02

4 Touchdown Passes

4 by Ryan Flanigan vs. Humboldt, 10/19/02

5 Touchdown Passes

6 by J.T. O'Sullivan vs. Mesa State, 11/25/00

100 Yards Rushing & Passing

Khari Jones (102 & 328) at Sonoma St., 10/16/93

300 Yards Passing

327 by J.T. O'Sullivan at North Dakota, 12/1/01

400 Yards Passing

415 by J.T. O'Sullivan at Cal Poly, 10/21/00

TOTAL OFFENSE

300 Yards Total Offense

302 by J.T. O'Sullivan vs. Tarleton, 11/24/01

RECEIVING

10 Receptions

10 by Michael Oliva vs. Central Wash., 11/3/01

2 Players With 10 Receptions

G.P. Muhammad (11) & Francis Montes (10) at New Haven, 12/6/97

2 Touchdown Receptions

2 by Michael Oliva, Joe Bandel vs. Humboldt, 10/19/02

3 Touchdown Receptions

3 by Michael Oliva vs. Abilene, 9/14/02

2 Players With 100 Yards Receiving

Michael Oliva (118) & Kevin Freeman (100) at Cen. Wash., 11/23/02

100 Yards Receiving

Michael Oliva (118) & Kevin Freeman (100) at Cen. Wash., 11/23/02

75-Yard Touchdown Reception

77 yds by Onome Ojo (from J.T. O'Sullivan) at W. Washington, 11/11/01

50-Yard Touchdown Reception

52 yds by Michael Oliva at Kingsville, 11/17/01

SPECIAL TEAMS/DEFENSE

Kickoff Return for Touchdown

96 yds by Kevin Freeman at W. Oregon, 9/28/02

Punt Returned for Touchdown

10 yds by Michael Penna vs. Sac State, 10/5/02

Interception Return for Touchdown

66 yds by Justin Patterson at W. Oregon, 9/28/02

2 Interceptions Returned for Touchdown

Carnell Green (46) & Justin Patterson (66) at W. Oregon, 9/28/02

50-Yard Field Goal

52 yds by Eddie Loretto vs. Chico St., 1988

4 Field Goals

4 by Ray Hill at Saint Mary's, 10/25/97

Punt Blocked

Dan Elbanna vs. Sac State, 10/5/02

Punt Blocked for Touchdown

Blocked by Dan Elbanna, returned 10 yds by Michael Penna vs. Sac State, 10/5/02

Field Goal Blocked

by Chris Smith, at North Dakota, 12/1/02

Fumble Returned for Touchdown

66 yds by Justin Patterson vs. Sac State, 10/5/02

Two-Point Conversion by Rush

by J.T. O'Sullivan at Sac St., 10/27/01

Two-Point Conversion by Pass

by Joe Bandel vs. Tarleton, 11/24/01

Defensive Extra Point

by Josh Farrow, 90-yd blocked kick return at Central Washington, 10/3/98

Extra Point Blocked

by Chris Smith at Saint Mary's, 10/6/01

Punt Blocked for Safety

by Jeff Allen vs. Cal St. Hayward, 10/16/77

TEAM TOTALS

Team Gained 300 Yards Rushing

336 at W. Wash., 11/16/02

Team Gained 400 Yards Rushing

not available

Team Failed to Gain 100 Yards Rushing

57 at Central Washington, 11/23/02

Team Gained 300 Yards Passing

363 vs. Humboldt State, 10/19/02

Team Failed to Gain 100 Yards Passing

84 at W. Wash., 11/16/02

Team Gained 500 Yards Total Offense

692 vs. Humboldt, 10/19/02

Team Gained 600 Yards Total Offense

602 vs. Humboldt, 10/19/02

Team Failed to Gain 200 Yards Total Offense

130 at Nevada, 11/1/69

Fake Punt

by Ryan Christie at Saint Mary's, 10/26/96

Scored At Least 50 Points

64 at W. Oregon, 9/28/02

Scored At Least 40 Points

49 vs. Humboldt, 10/19/02

Scored At Least 30 Points

31 vs. Saint Mary's, 11/2/02

Shutout Recorded

43-0 at Sacramento St., 10/27/01

Scored A Safety

Punter ran out of endzone after bad snap, at Grand Valley State, 9/7/02

Won on Last-Second Field Goal

32 yds by Mark Rovetti with 0:08 left vs. San Francisco State, 10/27/90

Played an Overtime Game

Aggs won at W. Oregon, 40-33 in 1 OT, 9/11/99

Played a Double-OT Game

Never happened

Played a Triple-OT Game

Aggs won at Sac State, 36-28, 9/20/97

Played a Tie Game

Aggs tied Humboldt, 31-31, 9/16/95 in Davis

BY OPPONENTS

Kickoff Returned for Touchdown

100 yds by Shannon Thompson, Sonoma St., 10/22/94

Punt Returned for Touchdown

90 yds by Fred Amey, Sac State, 10/5/02

Interception Returned for Touchdown

25 yds by Miguel Valdillez, Saint Mary's, 10/16/99

Fumble Returned for Touchdown

60 yds by Joe Ballard, Grand Valley State, 9/7/02

Punt Blocked

Scott McMahon (St. Mary's) blocked Chris Shibel's punt, 10/6/01

Field Goal Blocked

by Cal Poly by David Richardson vs. Dusty Apocotos, 10/26/02

Scored a Safety

Intentional grounding in end zone vs. Northeastern State, 11/27/99


Shutout Recorded

by Cal Poly, 19-0, in Davis, 10/6/90


2002 marks in bold

FIRST TEAM ALL-AMERICANS

- | | | |
|---|--|--|
| 2002 Forest Vance, OT
D2Football.com | 1996 Josh Anstey, DE
Football Gazette,
AP, CoSIDA | 1983 Bo Eason, FS
Associated Press |
| 2000 J.T. O'Sullivan, QB
D2Football.com | 1995 Aaron Bennetts, TE
AFCA | 1982 Ken O'Brien, QB
Kodak/AFCA |
| 2000 Eric Friend, K
AFCA | 1995 Mike Ichiyama, All-Purpose
Football Gazette | 1979 Jeff Allen, DB
Associated Press |
| 1999 Troy Larkin, OT
AP, AFCA, Football Gazette | 1992 Preston Jackson, RB
Football Gazette | 1978 Casey Merrill, DE
Kodak/AFCA |
| 1999 Joe Caviglia, CB
Football Gazette | 1989 Steve Thompson, LB
Associated Press | 1977 Chuck Fomasi, DT
Associated Press |
| 1998 Wes Terrell, TE
AFCA | 1987 Tim Lajcik, DT
Football News | 1976 Andy Gagnon, OG
Kodak/AFCA |
| 1997 Kevin Daft, QB
Football Gazette | 1985 Mike Wise, DE
AP, Football News,
Kodak/AFCA | 1972 Bob Biggs, QB
Associated Press |
| 1997 Wes Terrell, TE
AFCA | 1984 Scott Barry, QB
Associated Press | 1972 Dave Roberts, OT
Kodak/AFCA |



Dave Roberts
Kodak/AFCA - 1972




Casey Merrill
Kodak/AFCA - 1978




Jeff Allen
Associated Press - 1979



Ken O'Brien
Kodak/AFCA - 1982



Bo Eason
Associated Press - 1983




Scott Barry
Associated Press - 1984




Mike Wise
Associated Press - 1985
Football News - 1985
Kodak/AFCA - 1985



Tim Lajcik
Football News - 1987



Steve Thompson
Associated Press - 1989



Preston Jackson
Football Gazette - 1992



Mike Ichiyama
Football Gazette - 1995



Aaron Bennetts
AFCA - 1995



Josh Anstey
Associated Press - 1996
Football Gazette - 1995
CoSIDA - 1996



Kevin Daft
Football Gazette - 1997



Wes Terrell
AFCA - 1998



Troy Larkin
Associated Press - 1999
Football Gazette - 1999
AFCA - 1999



J.T. O'Sullivan
D2Football.com - 2001



Forest Vance
D2Football.com - 2002

AGGIE AWARD WINNERS

NCAA Postgraduate Scholarship Award Winners

The NCAA Postgraduate Scholarship Award is a \$5,000 award given to student-athletes who excel both on the field and in the classroom. The NCAA began the program in 1964. To qualify, student-athletes must maintain a 3.00 grade-point average during their collegiate careers and perform with distinction in varsity athletics.

In 1999-2000, three Aggie student-athletes earned scholarship awards. Since the inception of the award, UC Davis ranks 20th in the nation, regardless of division, in the number of its student-athletes given this prestigious award.

UC DAVIS FOOTBALL WINNERS

1998-99	Wes Terrell
1996-97	Mark Grieb
1996-97	Brian Favors*
1992-93	Brian Anderson
1991-92	Mike Shepard
1991-92	Bob Kincade
1989-90	Jim Tomasin
1985-86	Bob Hagenau
1978-79	Mark Markel
1976-77	Rolf Benirschke
1975-76	Dave Gellerman
1975-76	Dan Carmazzi

* - Minority Enhancement Postgraduate Award

UC Davis Institutional Awards: Football Winners

COLBY E. SLATER AWARD

(Male Athlete of the Year)

2001	J.T. O'Sullivan
1999	Kevin Daft
1997	Mark Grieb
1995	Mike Ichiyama
1994	Preston Jackson
1988	Tim Lajcik
1987	Chris Petersen
1985	Scott Barry
1984	Bo Eason
1983	Ken O'Brien
1981	Ron Austin
1980	Jeff Allen
1979	Mike Moroski
1978	Mike Moroski
1977	Anthony Terry
1975	Phil Wells
1974	Lincoln Ellis
1973	Bob Biggs
1972	Jim Fiack
1967	Doug Hastings

LINDLEY AWARD (Cont.)

1990	Mike Shepard
1985	Bob Hagenau
1977	Rolf Benirschke
1974	Ron Sockolov
1971	Rudy Kadlub
1968	George Ziser
1967	Grover Ford
1963	Carl Ehret
1962	Dick James
1961	Charles Francis
1958	Tom Parker
1956	Robert Maulhart
1954	Hal Leigh
1953	Charles Adamson
1952	Don Niboli
1949	Don Brown
1942	Chester Locke
1935	Maitland Wolfe
1930	Paul Goodwin
1929	Ben Robinson
1928	George Gamer
1927	Leonard Krehbiel
1926	Robert Osborne
1925	Howard Lutz
1924	Herb Spilman
1923	George Bogart

W. P. LINDLEY AWARD

(Scholastics, Athletics & Leadership)

1998	Wes Terrell
1994	Khari Jones
1991	Bob Kincade

ACADEMIC ALL-AMERICANS

The College Sports Information Directors of America (CoSIDA) annually select an Academic All-America Team, in conjunction with Verizon. To be eligible, a player must be a regular performer and carry at least a 3.20 cumulative grade-point average.


1999	R.J. Starr, OL
1998	Wes Terrell, TE
1992	Mike Shepard, DL
1992	Bob Kincade, LB
1990	Jim Tomasin
1978	Mike Moroski, QB
1975	Dave Gellerman, LB
1972	Steve Algeo, LB
1971	Tay Thompson, WR
1971	Mike Hennig, DL



Mike Hennig



Tay Thompson



Steve Algeo



Jim Tomasin



Bob Kincade



Mike Shepard




Wes Terrell




R.J. Starr

AGGIES IN THE PROS



Drafted in 1983, the "Year of the Quarterback," Ken O'Brien led the AFC in passing in 1985. He passed for 25,094 yards during his career, placing him just ahead of Bob Griese on the all-time NFL career list.



Rolf Benirschke set San Diego Charger records for career field goals (146) and scoring (766) and is a member of that team's Hall of Fame. He is also the author of Alive And Kicking, which chronicles his heroic battle with ulcerative colitis.



Kevin Daft continued the tradition of great Aggie quarterbacks moving up to the pro ranks in 1999. The following summer, Daft led NFL Europe in passing as a member of the Scottish Claymores.



Nine years after his outstanding career at UC Davis, Winnipeg Blue Bombers quarterback Khari Jones was named Most Valuable Player of the Canadian Football League.

AGGIES IN THE NFL DRAFT

Player

J.T. O'Sullivan
Onome Ojo, WR
Kevin Daft, QB
Jeff Bridewell, QB
Mike Wise, DL
Scott Barry, QB
Bo Eason, DB
Ken O'Brien, QB
Jeff Allen, DB
Mike Moroski, QB
Casey Merrill, DE
Rich Martini, WR
Rolf Benirschke, K
Anthony Terry, WR
Tom Williams, DE
Howard Gravelle, TE
Jerry DeLoach, DE

Drafted

Saints #6 - 2002
Saints #5 - 2001
Titans #5 - 1999
Cardinals #12 - 1991
Raiders #2 - 1986
49ers #6 - 1985
Oilers #2 - 1984
Jets #1 - 1983
Dolphins #12 - 1980
Falcons #6 - 1979
Giants #5 - 1979
Raiders #7 - 1977
Raiders #16 - 1977
Eagles #17 - 1976
Chargers #2 - 1970
Chargers #12 - 1970
Raiders #12 - 1970

NFL Service

New Orleans Saints (2002)
New Orleans Saints (2001)
Tennessee Titans (1999)
—
Los Angeles Raiders (1986-90), Cleveland (1991)
—
Houston (1984-87)
New York Jets (1983-92), Philadelphia (1993)
Miami (1980), San Diego (1982)
Atlanta (1979-84), Houston (1985), San Francisco (1986)
Green Bay (1979-83), N.Y. Giants (1984-85), New Orleans (1986)
Oakland (1979-80), New Orleans (1981)
San Diego (1977-86)
—
San Diego (1970-71)
—
—

OTHER AGGIES IN THE PROS

Player

Aaron Bennetts
Bob Biggs
Melvin Byrd
Matt Devine
Charley Enos
Bob Fenton
Mark Grieb

Team and/or League

Scotland, NFL Europe
Winnipeg, CFL; Portland, World Football League
British Columbia, CFL
World League of American Football
Winnipeg, CFL
Arena Football League
Anaheim & San Jose, Arena League
Scotland, NFL Europe
Las Vegas, XFL
British Columbia, Winnipeg, CFL;
Albany, Arena League;
Scotland, NFL Europe
Green Bay & Washington, NFL

Rick Mohr

Michael Oliva
John Shoemaker
Chris Smith
Steve Thompson

Toronto & Saskatchewan, CFL;
Oakland, USFL

New York Jets, NFL

Arizona, NFL

New York Jets, NFL

Sacramento, World League of American Football

Boldface players were active as of Summer 2003

Chris Mandeville

Mark Grieb is believed to be the first-ever Aggie to be depicted in a "bubblehead" doll. The 2002 Arena Football League MVP currently holds the league's career record for passing rating.



AGGIE TEAM AWARDS

JERRY NORRIS AWARD

Most Valuable & Inspirational

2002 Michael Oliva
 2001 J.T. O'Sullivan
 2000 J.T. O'Sullivan
 Kris Spraker
 1999 John Shoemaker
 Chad Sindel
 1998 Kevin Daft
 1997 Joseph Castagnola
 1996 Jeff Brunswig
 Mark Grieb
 1995 Bryce Elliott
 1994 Mike Ichiyama
 1993 Khari Jones
 1992 Preston Jackson
 Josh Weinstock
 1991 Bob Kincade
 Joe Genasci
 1990 Shola Adeyemo
 Jeff Bridewell
 1989 Steve Thompson
 1988 Ed McNicoll
 Mike Sellar
 1987 Tim Lajcik
 1986 Chris Petersen
 1985 Mike Wise
 Randy Williams
 1984 Scott Barry
 1983 Bo Eason
 1982 Ken O'Brien
 1981 Don Barker
 Frank Scalerio
 1980 Ron Austin
 1979 Brian Buckley
 1978 Mike Moroski
 1977 Jim Reifert
 1976 Jim Speck
 1975 Bill Jenkins
 Anthony Terry
 1974 Rick Fortner
 Phil Wells
 1973 Rick Fortner
 1972 Bob Biggs
 1971 George Mock
 1970 George Mock
 1969 Bud Journey
 1968 George Bauslaugh
 1967 George Ziser
 1966 Paul Fiack
 1965 Jack DeWit
 1964 Ray DiGiulio
 1963 Dick Carriere
 1962 Dale Weishahn
 1961 Carl Egret
 1960 Roger Swearingen
 1959 Mack Smith
 1958 Mel Voos
 1957 Myrel Moore
 1956 Tommy Adamson
 1955 Duane Damron
 1954 James Reynolds
 1953 Bob Chilcott
 1952 Don Niboli
 1951 Don Lehman
 1950 Ron Hanna
 1949 Archie Dessert
 1948 Evert Schlinger
 1947 John Nedderman
 1946 Jack Coppes

'43-45 (no teams)
 1942 Lee Dewitt
 1941 Mitsuo Nitta
 1940 Robert Fryer
 1939 Hal Campbell
 Mitsuo Nitta
 1938 Howard McSweeney

OUTSTANDING BACK/RECEIVER

2002 Matt Massari
 Carnell Green
 2001 Michael Oliva
 Charley Enos
 2000 Charley Enos
 1999 Joe Caviglia
 1998 G.P. Muhammad
 Chad Sindel
 1997 Desi Barbour
 Jason Geldermann
 G.P. Muhammad
 1996 Jermaine Rucker
 Ernest Perkins
 Jeff Brunswig
 1995 Jermaine Rucker
 1994 Aaron Bennetts
 Jason Hairston
 1993 Preston Jackson
 Dyrrell Foster
 1992 Preston Jackson
 1991 Joe Genasci
 1990 Shola Adeyemo
 1989 Jim Tomasin
 1988 Mark Krieger
 Jim Tomasin
 1987 Todd Sloat
 Jason Weatherby
 1986 Roger Wilkinson
 1985 Randy Williams
 1984 Randy Williams
 1983 Shawn Rogers
 1982 Shawn Rogers
 1981 Darryl Gross
 1980 Ron Austin
 1979 Ron Austin
 Jeff Allen
 1978 Fred Wheeler
 Mike Johnson
 1977 Fred Wheeler
 1976 Jim Speck
 Dave Bon
 1975 Tom Slater
 John Silverfoote
 1974 Tom Slater
 1973 Rick Hamilton
 Adam Williams
 1972 Jim Allen
 1971 George Mock
 1970 George Mock
 1969 Bud Journey
 1968 John Barkley
 1967 Tony Christo
 1966 Dick South
 1965 Dick South
 1964 Glenn DuFour
 1963 Dick Carriere
 1962 Dick Carriere
 1961 Bob Foster
 1960 Bob Foster
 1959 Lonnie Cagle
 1958 Mel Voos
 1957 Walt Titcomb

OUTSTANDING LINEMAN/LINEBACKER

2002 B.J. Brust
 Dominic Ghio
 2001 B.J. Brust
 Chris Maben
 2000 Lucien Cazenave
 1999 Robby Flannery
 Troy Larkin
 1998 Greg Gatto
 Troy Larkin
 1997 Erik Lawrence
 Kent Miller
 1996 T.J. Brown
 1995 Bryce Elliott
 Mike Legrand
 1994 Matt Eckman
 Mike Johnson
 1993 Bob Shults
 Scott Fuller
 1992 Bob Fenton
 Brian Andersen
 1991 Shawn Moss
 John Garafalo
 1990 Alex Gash
 1989 Tom Price
 1988 Joe Iacono
 1987 Brian Jones
 1986 John Manion
 Chris Mandeville
 1985 Mike Wise
 1984 Dan Gazzaniga
 Chris Crespi
 1983 Glenn Fricker
 1982 Bob Slater
 1981 Frank Scalerio
 1980 Rick Mohr
 1979 Norm Yost
 Pat Fry
 1978 Casey Merrill
 1977 Chuck Fomasi
 1976 Bill Fass
 Ron Wade
 1975 Bill Jenkins
 Charlie Merrill
 1974 Phil Wells
 1973 Ric Rimmer
 1972 Tom Macy
 1971 Dave Clerici
 1970 Dave Clerici
 1969 Tom Williams
 1968 Jerry DeLoach
 1967 George Ziser
 1966 Tom Russell
 1965 Jack DeWit
 1964 Jon Cooper
 1963 Dale Weishahn
 1962 Dale Weishahn
 1961 Carl Ehret
 1960 Carl Ehret
 1959 Wes Fry
 1958 Alvin Christensen
 1957 Tom Parker

JIM FERRIER AWARD

Outstanding Transfer

2002 Billy Zeier
 2001 Steve Soares
 2000 Carnell Green
 1999 Jay-Jay Janabajal
 1998 Matt Brown
 Dan Carrington
 1997 Aaron Volkoff
 1996 Desi Barbour
 Kent Miller
 1995 Jermaine Rucker
 1994 Chris Chambers
 1993 Mike Johnson
 1992 Arnold Hardy
 Jeff Krieger
 1991 Tim Ancira
 1990 Mike Eskridge
 1989 Elijah Hall
 Joe Genasci
 1988 Mike Hanley
 1987 Mike Sellar
 1986 Steve Jones
 1985 Chris Petersen
 1984 Ton Costa
 1983 Frank Bispo
 1982 Loyal Miner
 1981 Dave Snow
 Paul Emery
 1980 Frank Scalerio
 1979 Jon Delfatti
 1978 Bret Del Bondio
 1977 J.T. Cotton
 1976 Chuck Fomasi
 1975 Bill Fass
 1974 Tom Slater
 1973 Doug Allen
 1972 George Kiss
 1971 Nick Lowe
 1970 George Mock
 1969 Bert Barden
 1968 Mike Clark
 1967 Jerry Attaway
 1966 Ron Field
 1965 Mike Way
 1964 Jack DeWit
 1963 Jon Cooper
 1962 Gary Kim

AGGIE TEAM AWARDS

BOB OLIVER AWARD

Unsung Hero

- 2002 Glenn Adriatico
Kwamin Taylor
- 2001 Steve Soares
- 2000 Carnell Green
- 1999 Jay-Jay Janabajal
- 1998 Matt Brown
Dan Carrington
- 1997 Aaron Volkoff
- 1996 Desi Barbour
Kent Miller
- 1995 Jermaine Rucker
- 1994 Chris Chambers
- 1993 Mike Johnson
- 1992 Arnold Hardy
Jeff Krieger
- 1991 Tim Ancira
- 1990 Mike Eskridge
Elijah Hall
- 1989 Joe Genasci
- 1988 Mike Hanley
- 1987 Mike Sellar
- 1986 Steve Jones
- 1985 Chris Petersen
- 1984 Ton Costa
- 1983 Frank Bispo
- 1982 Loyal Miner
- 1981 Dave Snow
Paul Emery
- 1980 Frank Scalercio
- 1979 Jon Delfatti
- 1978 Bret Del Bondio
- 1977 J.T. Cotton
- 1976 Chuck Fomasi
- 1975 Bill Fass
- 1974 Tom Slater
- 1973 Doug Allen
- 1972 George Kiss
- 1971 Nick Lowe
- 1970 George Mock
- 1969 Bert Barden
- 1968 Mike Clark
- 1967 Jerry Attaway
- 1966 Ron Field
- 1965 Mike Way
- 1964 Jack DeWit
- 1963 Jon Cooper
- 1962 Gary Kim

COACHES AWARD

Most Improved

- 2002 Ryan Flanigan
Jake Mossawir
- 2001 Joe Bandel
Jason Holleman
Tom Watts
- 2000 Tony McCall
Onome Ojo
- 1999 J.T. O'Sullivan
- 1998 David Hartvickson
Jessi Johnson
- 1997 Joe Caviglia
R.J. Starr
- 1996 Aaron Bugarske
Jeremy Veasey
- 1995 Alonzo Grant
Mark Grieb

- 1994 Rusty Stivers
Erik Lekas
- 1993 Arnold Hardy
Erik Lekas
- 1992 Jeff Brooks
Matt Mason
- 1991 John Kavanaugh
Jeff Brooks
- 1990 Robert Della-Santina
Robert Walker
- 1989 Greg Williams
- 1988 Alex Gash
Kevin Blanchard
- 1987 Kose Godinet
Jim Hankin
- 1986 Lunny Lundstrum
- 1985 Chris Mandeville
- 1984 Rob Cuenin
- 1983 Jim Noonan
Scott Barry
- 1982 Maurice Geddis
- 1981 Jim Travnick
- 1980 Bill Beckman
- 1979 Neal Fromson
Tony Franks
- 1978 Pat Fry
Kirk Hamilton
- 1977 Calvin Ellison
- 1976 Jim Reifert
Brant Bordsen
- 1975 Bill Bruce
- 1974 Ron Terra
- 1973 Steve Bronzan
- 1972 Skip Mezger
- 1971 Mike Hennig
- 1970 Mike Bowles
- 1969 Jimi McLemore
- 1968 Len Casanega
- 1967 Mike Haselswerdt
- 1966 Doug Hastings
- 1965 Jack Edwards
- 1964 Terry Minor
- 1963 Fred Corson
- 1962 Dennis McMahan
- 1961 Tom Giacomini
- 1960 Arleigh Williams
- 1959 Charles Francis
- 1958 Ben Oller
- 1957 Art Traugh

T. PALMER MOODY AWARD

Outstanding Sophomore

- 2002 Marc Manfredda
- 2001 Kelly Valaau
Forest Vance
- 2000 Michael Oliva
- 1999 Charley Enos
- 1998 Kris Spraker
- 1997 John Shoemaker
- 1996 Greg Gatto
- 1995 Joseph Castagnola
- 1994 T.J. Brown
Jeff Brunswig
- 1993 Gregg Ames
- 1992 Jason Hairston
Mike Ichiyama
- 1991 Tyler Moore
- 1990 Morice Mabry
Brian Andersen
Mike McDonald

- 1989 Mike Shepard
Josh Weinstock
- 1988 Shola Adeyemo
- 1987 Steve Thompson
- 1986 Mark Krieger
- 1985 Larry Wear
- 1984 Jerold Ligons
Tim Lajcik
- 1983 Mike Wise
- 1982 Randy Williams
- 1981 Glenn Fricker
- 1980 Ken O'Brien
- 1979 Ron Smith
- 1978 Jeff Zimmerman
- 1977 Jeff Allen
- 1976 Casey Merrill
- 1975 Wally Loving
- 1974 Jim Speck
- 1973 John Silverfoote
- 1972 Rick Fortner
- 1971 Tay Thompson
- 1970 Mike Tenerowicz
- 1969 Walt Wild
- 1968 Paul Fellers
- 1967 John Kohlmoos
- 1966 Dave Webb
- 1965 Gary Hack
- 1964 Dick South
- 1963 Karl Frank
- 1962 Ray DiGuilio
- 1961 Dick Carriere
- 1960 Dick Williams
- 1959 Frank Johnson
- 1958 Tom Watson

MIKE WISE AWARD

Outstanding Freshman

- 2002 Dan Elbanna
O.J. Swanigan
- 2001 Pila Fatukala
- 2000 Justin Patterson
Forest Vance
- 1999 Ejiro Evero
- 1998 Nate Nelson
- 1997 Jordan Bugarske
Lee Caton
Robby Flannery
- 1996 Troy Larkin

GEORGE BELENIS AWARD

Outstanding Redshirt

- 2002 Tony Kays
Clayton O'Kane
- 2001 Billy Zeier
- 2000 Brett Label
Marc Manfredda
Tom Parisi
Carnell Green
- 1999 Nathaniel Hackett
- 1998 Trae Milton
- 1997 Matt Brown
Erik Taylor
- 1996 Jordan Bugarske
Robby Flannery
Kris Spraker
- 1995 Chad Sindel
Jay Suesens

- 1994 Josh Anstey
Erik Lawrence
- 1993 Tom Reuss
Andy Walczak
- 1992 Derek Duncan
Bryce Elliott
- 1991 Ché Brooks
Byron Smith
- 1990 Scott Renz
Doug Van Lare
- 1989 David Antongiovanni
Greg Mosbacher
- 1988 Doug Van Lare
- 1987 Jeff Hoover
Bob Kincaide
- 1986 Jim Tomasin

OUTSTANDING SPECIAL TEAMS PLAYER

- 2002 Dusty Apocatos
Daniel Reece
- 2001 Jason Holleman
- 2000 Eric Friend
- 1999 Jason Holleman
- 1998 Artemus Jones
- 1997 Artemus Jones
- 1996 Ryan Christie
- 1995 Ryan Christie
- 1994 Tim Meyer
- 1993 Lenny Tran
- 1992 Rafael Fernandez
- 1991 Chris Humes
- 1990 Chris Baumann
Kevin Kelly
- 1989 Jeff Trimmer
- 1988 Scott Lindquist
- 1987 Eddie Loretto
- 1986 Tim Harrington
Armin Anderson
Tim Harrington
Eddie Loretto
- 1985 Armin Anderson
- 1984 Armin Anderson
- 1983 Pat Inglesby
- 1982 Tate Edwards

AGGIE PRIDE AWARD

- 2002 Nathaniel Hackett
Aaron Struck
- 2001 Nate Nelson
- 2000 Paul Cater
Robby Flannery
- 1999 Sam Paneno

AGGIE TEAM CAPTAINS

2003 EJIRO EVERO RYAN FLANIGAN KELLY VALAAU FOREST VANCE

2002 B.J. Brust
EJIRO EVERO
Chris Maben
Michael Oliva
2001 Charley Enos
Nate Nelson
J.T. O'Sullivan
Vliami Tuivai
2000 Matt Brown
Robby Flannery
J.T. O'Sullivan
Kris Spraker
1999 Joe Caviglia
John Shoemaker
Chad Sindel
Jay Suesens
1998 Kevin Daft
Greg Gatto
G.P. Muhammad
Chad Sindel
1997 Joseph Castagnola
Kevin Daft
Erik Lawrence
Jeremy Veasey
1996 Jeff Brunswig
Ted Corcoran
Jermaine Rucker
1995 Jeff Brunswig
Chris Chambers
Ted Corcoran
Chris Wilson
1994 Jason Hairston
Aaron Bennetts
Mike Ichiyama
Dyrell Foster
1993 Keith Dunn
Bob Shults
Jason Hairston
Khari Jones
Preston Jackson
1992 Josh Weinstock
Paul Hasson
Mike McDonald
Morice Mabry
1991 Mike Shepard
Bob Kincade
Mike Quinn
Cullen Wilkerson
1990 Jeff Bridewell
Alex Gash
Mike Difiori
1989 Steve Thompson
Tom Price
Cameron Boyer
Jim Tomasin
1988 Jack Wildermuth
Cameron Boyer

1987 Brian Jones
Rob Rathbun
1986 Chris Petersen
Adam Henderson
Larry Wear
1985 Randy Williams
Tim Saunders
1984 Scott Barry
Jay Lawson
Chris Crespi
1983 Bo Eason
Shawn Rogers
1982 Ken O'Brien
Bob Slater
Bo Eason
1981 Ken O'Brien
Don Barker
1980 John Lucido
Ron Austin
Rick Mohr
1979 John Lucido
Brian Buckley
1978 Mike Moroski
Mike Johnson
1977 Mike Moroski
Jim Reifert
1976 Jim Speck
Dave Bon
1975 Bill Jenkins
John Silverfoote
1974 Rick Fortner
Steve Lard
Phil Wells
1973 Lincoln Ellis
Ron Sockolov
1972 Dave Roberts
Bruce Groefsema
Mike Tenerowitz
1971 Jim Fiack
Dave Clerici
George Mock
1970 Rudy Kadlub
Tom Odell
1969 Jerry DeLoach
John Kohmoos
1968 Richard Tortosa
George Bauslaugh
1967 Mike Way
George Ziser
1966 Dick South
Paul Fiack
1965 Jack DeWit
Karl Frank
1964 Mike Doyle
Ray DiGulio
1963 Dick Carriere
1962 Dale Weishahn
1961 Carl Ehret
1960 Carl Ehret
1959 Mack Smith
1958 Mel Voos

1957 Myrel Moore
1956 Tom Parker
1955 Duane Damron
1954 Duane Damron
1953 Don Donsing
1952 Don Niboli
Phil Wintz
1951 Don Lehman
1950 Don Lehman
1949 Jim Anderson
1948 Evert Schlinger
1947 Lee Bloxham
1946 Boyd Bettencourt
1945 (no team)
1944 (no team)
1943 (no team)
1942 Lee DeWitt
1941 Mitsuo Nitta
1940 Bob Fryer
1939 Dave Peterson
1938 Howard McSweeney
1937 Dave Peterson
1936 Chris Graves
1935 Chris Graves
1934 Bud Wolfe
1933 Bob Frazer
1932 Russ Sweet
1931 Joe Fiack
1930 Pete Borges
1929 Kermit Schmidt
1928 Kermit Schmidt
1927 Ben Robinson
1926 Waldo Weeth
1925 Abe Lutz
1924 Herb Spilman
1923 Fred Klingaman
1922 George Bogart
1921 Alan Carter
1920 W.J. Fox
1919 Tom Cuffe
1918 (no team)
1917 George Marshall
1916 Ed Jones
1915 Hira Hall

AGGIES IN POSTSEASON ALL-STAR GAMES*

**Year listed is the player's senior season, not necessarily the calendar year in which the game was played.*

East-West Shrine Game

2001 J.T. O'Sullivan
1989 Steve Thompson
1985 Jim Sochor (coach)
Mike Wise
1983 Jim Sochor (coach)
Bo Eason
1979 Mike Moroski

Hula Bowl All-Star Classic

1998 Kevin Daft

Blue-Gray All-Star Classic

1998 Kevin Daft

Japan Bowl

1982 Ken O'Brien

Martin Luther King All-America Classic

1989 Steve Thompson

Cactus Bowl (formerly Snow Bowl)

2002 Carnell Green
Mike Gross
Michael Oliva
2001 Charley Enos (DNP)
2000 Onome Ojo

Snow Bowl

1999 Troy Larkin
1998 Wes Terrell
1997 Kent Miller
1996 T.J. Brown
Jeff Brunswig
Jermaine Rucker
1993 Preston Jackson
Bob Shults

Paradise Bowl

2002 Michael Oliva
2001 Nate Nelson
Chris Smith

All-Star Gridiron Classic

2001 J.T. O'Sullivan

CAL AGGIE ATHLETIC HALL OF FAME

The Cal Aggie Athletic Hall of Fame was established in 1980 to provide special recognition for outstanding accomplishment in intercollegiate athletics.

To be considered for the Hall of Fame, a participant must have competed with unusual distinction in an intercollegiate sport for at least two seasons, achieved recognition at the conference, regional or preferably national levels, and achieved this accomplishment in a manner that exemplifies the UC Davis concept of a student-athlete.

Furthermore, a five-year period must elapse from the most recent participation in athletics before a student-athlete becomes eligible for induction.

Through 2001-02 there are 44 former Aggie football players enshrined in the Cal Aggie Athletic Hall of Fame.

Player	Years Participated	Inducted
Bob Biggs	1969-72	1980
Ray E. Crawford, Jr.	1959-62	1980
James G. Fiack	1968-72	1980
Fred Frick	1937-38	1980
Don Lehman	1949-51	1980
Everett Ben Robinson	1926-29	1980
Colby E. "Babe" Slater	1914-17	1980
Herb Spilman	1921-24	1980
John Nedderman	1946-50	1981
Mitsuo Nitta	1938-41	1981
Kermit Schmidt	1926-29	1981
Rolf V. Benirschke	1973-77	1982
Waldo W. Weeth	1924-30	1982
G.R. "Pete" Borges	1926-30	1983
Donald L. Brown	1947-49	1983
Dick Carriere	1960-64	1983
Donald B. Niboli	1949-52	1983
Roy D. Soekland	1937-40	1983
Joe Fiack	1930-32	1984
Charles R. Hoffman	1930-32	1984
Clarence Lapp	1932-35	1984
James R. Speck	1973-76	1984
Tay Thompson	1970-72	1984
John E. Kidd	1954-58	1985
Casey Merrill	1975-79	1985
Michael Moroski	1975-79	1985
Ronald Austin, Jr.	1977-81	1986
Chuck Fomasi	1976-77	1986
Brian J. Buckley	1976-80	1987
Rich Martini	1973-77	1987
Dale B. Weishahn	1962-64	1987
Grover H. Ford	1963-67	1990
Kenneth O'Brien	1980-83	1990
Randy Williams	1982-85	1991
Scott Barry	1981-84	1993
Chris Peterson	1985-86	1992
James "Bo" Eason	1979-83	1994
Tim Lajcik	1983-88	1994
Shawn Andre Rogers	1981-83	1995
James W. Anderson	1946-69	1996
Glenn D. Fricker	1980-83	1996
Steven W. Thompson	1986-89	1996
Donald Zeman	1987-89	1996
Preston Jackson	1991-93	2000
Khari Jones	1991-93	2000
Mike Ichiyama	1992-94	2002




Pete Borges




Clarence Lapp




John Nedderman




Jim Anderson




Dick Carriere



Dale Weishahn



Bob Biggs



Rolf Benirschke



Rich Martini




Mike Moroski



Ron Austin




Glenn Fricker



Shawn Rogers



Randy Williams



Preston Jackson

A NEW HOME FOR THE AGGIES

In 1999, the undergraduate students of UC Davis voted overwhelmingly in favor of the Facilities And Campus Enhancement (F.A.C.E.) initiative, which included a base funding of \$16.5 million for a new multi-use stadium. In July 2001, Chancellor Larry Vanderhoef approved this project as a capital campaign.

The stadium joins a list of other facilities that will change the face of Aggie Athletics during the upcoming years. The Schaal Aquatics Center will open in October 2003. Construction of the Marya Welch Tennis Center also will commence in the fall of 2003. Perhaps the magnum opus of the F.A.C.E. initiative, the 145,000-square foot Activities & Recreation Center, will open its doors in the spring of 2004. And within the past two years, Aggie baseball's Community Field completed construction and was renamed the James M. & Ann Dobbins Baseball Complex.

The new multi-use stadium will be constructed in a 27-acre area known as "the Triangle", just east of LaRue Road and south of Hutchison Road. It will have easy access from Highway 113 via the Hutchison Road exit and will provide an attractive west campus entrance to the university.

The recently approved capital campaign seeks to raise \$7.7 million to complete Phase I of the new stadium. The venue will initially feature 10,000 seats for football and lacrosse, with eventual plans to expand to a capacity of 20,000 (Phase II) and then 30,000 spectators (Phase III). It will also feature a team center, press box, two practice fields and other amenities.

Phase II will also provide approximately \$8 million for a new Intercollegiate Athletics Center. The proposed 48,000-square foot building will include Intercollegiate Athletics administrative offices, coaches offices, student-athlete learning center, weight-training facility, Hall of Fame room, staff lockers and showers, video theater, and conference rooms.

The stadium will also serve the region, providing opportunities for high school playoff games and other related contests and events. Toomey Field, which has hosted UC Davis football for more than a half-century, will continue to serve as home of the Aggie track and field teams.




THE CAPITAL CAMPAIGN

The \$7.7 million capital campaign provides naming opportunities for various amenities such as general admission and reserved seating, the facility entrance, press box, practice fields, performance stage – up to and including the stadium itself.

The game field will be named for former head coach Jim Sochor. The Bob Foster Team Center, named for Sochor's successor and Bob Biggs' predecessor, will comprise the locker rooms, meeting rooms and a training facility.

Donors may support the Stadium Campaign through gifts of cash, securities or marketable property. All gifts may be made in the form of an immediate gift or a commitment to make installment payments over a period of up to four years. In addition, donors may support the Stadium Campaign through other arrangements that are compatible with the project schedule, such as a charitable lead trust or a term of years charitable remainder trust.

Questions regarding the stadium should be directed to Michael Angius, Director of Athletics Development at (530) 752-8683 or via e-mail at mdangius@ucdavis.edu.



CAL AGGIE ATHLETIC HALL OF FAME

STADIUM HISTORY

On November 18, 1949, UC Davis beat Chico State by a final of 12-3. It was the first-ever Aggie home football game held under the new lights and the effective birthdate of what is now known as Toomey Field.

The Aggies played their first full season on the new field in 1950. The fences, expanded bleachers, restrooms, concessions and press facilities were added in the decade that followed.

In 1962, the stadium was renamed for the former director of athletics, Crip Toomey.

Toomey Field also houses Woody Wilson Track, the home site of the Aggie track and field team. Additionally, Davis Senior High School holds its annual commencement ceremonies at Toomey.

GATES & ENTRANCES

Gates generally open one hour before the scheduled game time. The Toomey Field Box Office is located by the southwest gate, and auxiliary ticket booths are located next to the two gates along A Street. Will Call is located at the southwest gate.

The large gate located south of the Toomey Field Box Office is for players and media only. Members of the media may pick up their credentials there.

UC Davis undergraduates are admitted free to regular-season games (up to the first 3,000) and must enter through the northwest gate, adjacent to the Howard intramural field.

PRESS BOX

Only credentialed media and staff are allowed entrance to the press box, located above sections E and F on the west side. Requests for credentials must be made through the Sports Information office at least 48 hours prior to the game.

FIELD REGULATIONS

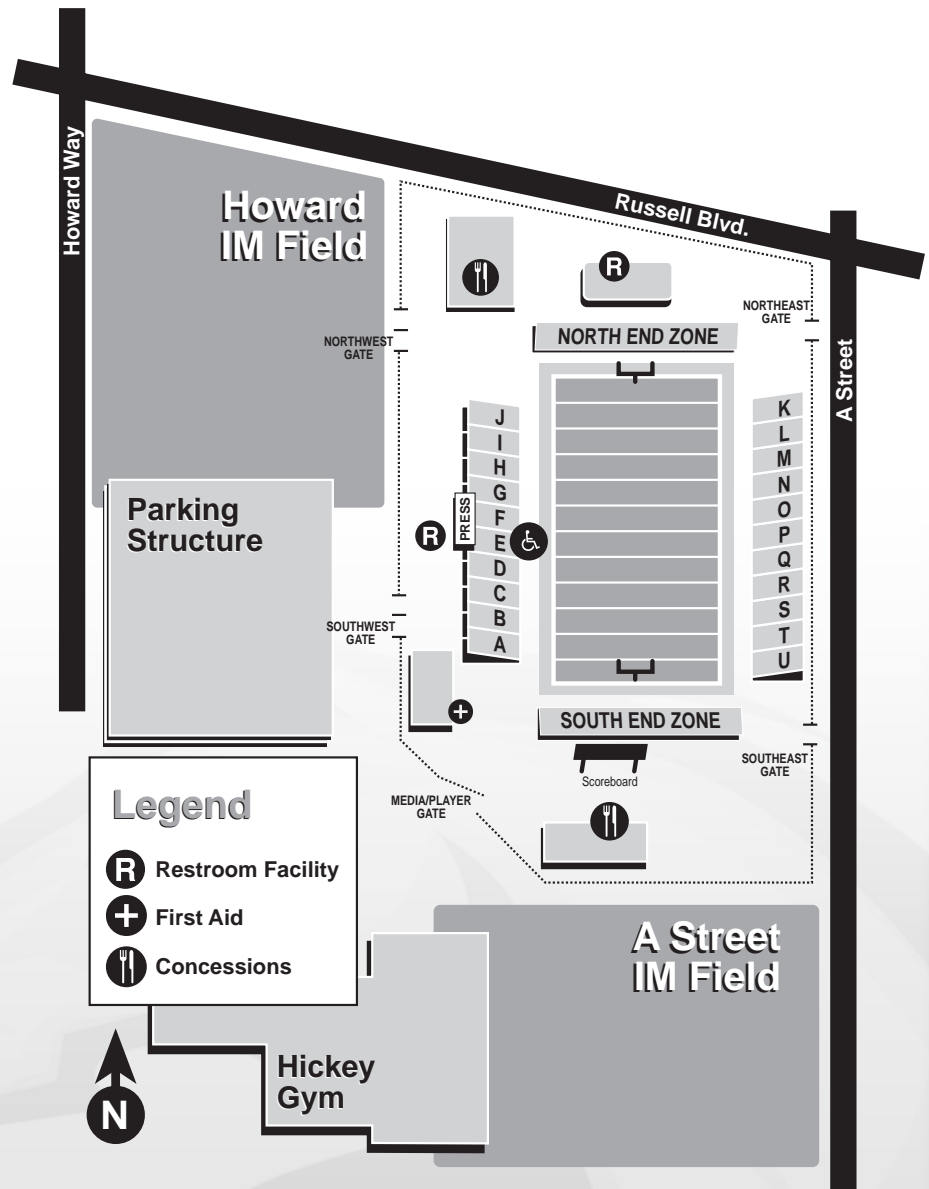
In accordance with NCAA rules and campus policy, spectators must keep off the playing field at all times during the game. Only those with official credentials issued by the UC Davis Sports Information office will be allowed onto the field during the game.

FIRST AID

First Aid is available by the main ticket booth at the southwest entrance. Athletic trainers and EMS units are on duty during games.

RESTROOMS

Restrooms are located behind sections E and F (below the press box) and behind the north end zone stands.



FOOD & CONCESSIONS

An array of refreshments is available at the main concessions stand in the southwest corner of Toomey Field.

ALCOHOL & SMOKING

University regulations prohibits the possession and/or consumption of alcoholic beverages. Fans are subject to search upon entry to the stadium. Also, for the health and welfare of all fans, smoking is not permitted inside the stadium.

ADVANCE TICKETS

Tickets for all UC Davis football games are available at the Campus Box Office in Freeborn Hall, or by calling (530) 752-1915. Tickets are also available at all BASS outlets and at the Toomey Field Box Office.

WHEELCHAIR SEATING

Wheelchair-accessible sections are located in front of sections E & F.

MEDIA INFORMATION

NEWSPAPERS

DAVIS ENTERPRISE

Kim Orendor, Sports Editor
Mike Mirer, Aggie Beat Writer
C. Colton, Sports Writer
P.O. Box 1470
Davis, CA 95617
(530) 756-0803 x259
FAX: (530) 756-1668

DAILY DEMOCRAT

Gary Traynham, Sports Editor
Hank Vereschzagin, Sports Writer
711 Main Street
Woodland, CA 95695
(530) 662-5427
FAX: (530) 662-1288

SACRAMENTO BEE

Armando Acuña, Sports Editor
Kevin Yamamura, Aggie Beat Writer
P.O. Box 15779
Sacramento, CA 95852
(800) 950-1400
FAX: (916) 326-5503

CALIFORNIA AGGIE

Suresh Raman, Sports Editor
Lower Freeborn Hall, UC Davis
Davis, CA 95616
(530) 752-9888
FAX: (530) 752-0355

VACAVILLE REPORTER

Tim Roe, Sports Editor
Matt Miller, Sports Writer
Box 1509
Vacaville, CA 95688
(707) 448-6401
FAX: (707) 447-8411

RADIO

KFBK 1530 AM

Pat Walsh, Sports Director
1440 Ethan Way, Suite 200
Sacramento, CA 95818
(916) 924-3901
FAX: (916) 921-5555

KDVS 90.3 FM

Josh Mischel, Sports Director
Lower Freeborn Hall, UC Davis
Davis, CA 95616
(916) 752-0728
FAX: (916) 752-8548

KHTK 1140 AM

Mike Remy, Operations Director
Steve Buzzard, Play-by-Play
1436 Auburn Blvd.
Sacramento, CA 95815
(916) 923-9200
FAX: (916) 646-3418

WIRE SERVICES

ASSOCIATED PRESS

Rob Gloster, Sports Editor
318 Fox Plaza
San Francisco, CA 94102
(415) 621-7432
FAX: (415) 552-9430

SPORTSTICKER

Harborside Financial Center
600 Plaza Two
Jersey City, NJ 07311
(800) 367-8935
FAX: (800) 336-0383

TELEVISION

KCRA CHANNEL 3

Ron Hyde, Sports Director
Del Rodgers, Sports Reporter
3 Television Circle
Sacramento, CA 95814
(916) 325-3294
FAX: (916) 441-4050

KXTV CHANNEL 10

Brian May, Sports Anchor/Reporter
Will Selva, Sports Anchor/Reporter
400 Broadway, Sacramento, CA 95801
(916) 321-3333
FAX: (916) 447-6107

KOVR CHANNEL 13

Jennifer Krier, Sports Director
2713 KOVR Drive
West Sacramento, CA 95605
(916) 374-1335
FAX: 374-1304

KTXL CHANNEL 40

Jim Crandell, Sports Director
Anthony Amey, Sports Reporter
4655 Fruitridge Road
Sacramento, CA 95820
(916) 454-4548
FAX: (916) 739-0559

MEDIA POLICIES

PLAYER INTERVIEWS

Requests for player interviews should be made with the Sports Information Office at least 24 hours prior to the interview to ensure the athlete's availability. The Sports Information Office will not release home phone numbers of student-athletes under any circumstances. Student-athletes will return phone calls when requested.

POSTGAME ACCESS

To ensure equal access to all members of the media, all UC Davis locker rooms are closed. Players will be available for postgame interviews in the designated

interview area (usually Room 123 in Hickey Gym) within 15 minutes after the game.

Visiting locker room policy is up to the discretion of the visiting school.

GAME-DAY PARKING

Credentialed media members are invited to park on the lower levels of the parking garage located next to Toomey Field.

Some parking spaces will be reserved for still and television photographers on the first level of the parking structure. Special identifiers will be issued to area television and still photographers. THESE SPECIAL IDENTIFIERS ARE REQUIRED. Photogra-

phers parking in these spaces without proper identification will be cited.

MIDWEEK PARKING

Park in regular UC Davis lots, not at meters or in handicapped spaces, and display a valid business card on the dashboard. The Sports Information office will NOT clear parking tickets who fail to comply with this policy. For parking questions, please call UC Davis Transportation & Parking Services at 530/752-3729.