


UCCS MEN'S BASKETBALL RECORD BOOK



UCCS MEN'S BASKETBALL

Table of Contents

Record Book	3-12	Mountain Lion History.....	13-27
All-Time Scoring Records.....	3-4	Year-by-Year Results.....	14-20
All-Time Rebounding Records.....	5-6	All-Time Series	21-25
All-Time Assists Records.....	7-8	All-Time Roster.....	26-27
All-Time Steals Records.....	9-10		
All-Time Blocked Shots Records.....	11-12		

All-Time Scoring Records

CAREER



1. Alex Welsh.....1,947
2013-16 ● Westminster, Colo.

2013	313
2014	409
2015	537
2016	688



6. Blend Avdili1,193
2016-20 ● Aurora, Colo.

2016	172
2017	312
2019	352
2020	357



2. Derrick White1,912
2013-15 ● Parker, Colo.

2013	440
2014	621
2015	851



7. Jack Bain.....1,122
2001-04 ● Longmont, Colo.

2001	103
2002	263
2003	245
2004	511



3. Padiet Wang1,232
2017-20 ● Aurora, Colo.

2017	168
2018	223
2019	375
2020	466



T8. Alijah Comithier 1,111
2019-22 ● Cibolo, Texas

2020	252
2021	267
2022	592



4. Mike Jackson1,222
1988-90, 92 ● Grand Junction, Colo.

1988	326
1989	410
1990	300
1992	186



T8. Neal Robinson 1,111
1989-91 ● Colorado Springs, Colo.

1989	364
1990	314
1991	433



5. Erick Morr.....1,211
1989-92 ● Colorado Springs, Colo.

1989	202
1990	262
1991	362
1992	385



10. Patrick Hannaway1,102
2006-07 ● Colorado Springs, Colo.

2006	542
2007	560

SEASON

1. Derrick White	2015	851
2. Alex Welsh	2016	688
3. Derrick White	2014	621
4. Alijah Comithier	2022	592
5. Patrick Hannaway	2007	560
6. Patrick Hannaway	2006	542
7. Alex Welsh	2015	537
8. Jack Bain	2004	511
9. Wayne Rhymes	2001	509
10. Kevin Fletcher	2002	485

SENIOR SEASON

1. Alex Welsh	2016	688
2. Patrick Hannaway	2007	560
3. Jack Bain	2004	511
4. Wayne Rhymes	2001	509
5. Kevin Fletcher	2002	485

JUNIOR SEASON

1. Derrick White	2015	851
2. Patrick Hannaway	2006	542
3. Alex Welsh	2015	537
4. Elijah Ross	2018	472
5. Rodney Rainey	1998	430

SOPHOMORE SEASON

1. Derrick White	2014	621
2. Alijah Comithier	2022	592
3. Rodney Rainey	1997	456
4. Mike Jackson	1989	410
5. Alex Welsh	2014	409

FRESHMAN SEASON

1. Derrick White	2013	440
2. Xavier Martinez	2024	415
3. Mike Jackson	1988	326
4. Alex Welsh	2013	313
5. DaRaun Clark	2019	305

SEASON PER GAME (MIN. 75% GAMES PLAYED - PTS-GP)

1. Derrick White	2015	25.8 (851-33)
2. Alex Welsh	2016	22.9 (688-30)
3. Derrick White	2014	22.2 (621-28)
4. Patrick Hannaway	2007	21.5 (560-26)
5. Alijah Comithier	2022	20.4 (592-29)
6. Patrick Hannaway	2006	20.1 (542-27)
7. Wayne Rhymes	2001	19.6 (509-26)
8. Kevin Fletcher	2002	19.4 (485-25)
9. Alijah Comithier	2021	19.1 (267-14)
10. Jack Bain	2004	18.9 (511-27)

CAREER PER GAME (MIN. 800 POINTS - PTS-GP)

1. Derrick White	2013-15	22.0 (1,912-87)
2. Patrick Hannaway	2006-07	20.8 (1,102-53)
3. Rodney Rainey	1997-98	17.04 (886-52)
4. Wayne Rhymes	2000-01	16.7 (868-52)
5. Alex Welsh	2013-16	16.6 (1,947-117)
6. Alijah Comithier	2019-22	15.6 (1,111-71)
7. Nic Fuller	2007-08	15.0 (826-55)
8. Jon'il Fugett	2021-23	14.5 (858-59)
9. Neal Robinson	1989-91	12.8 (1,111-87)
10. Kevin Fletcher	2000-02	12.3 (861-70)

UCCS MEN'S BASKETBALL - SCORING

GAME

1.	Derrick White vs. Colorado Mines	3/14/15	50
2.	Alijah Comithier vs. Colorado Christian	2/18/22	46
	Jack Bain vs. Johnson & Wales	2/17/04	46
3.	Derrick White vs. Colorado Christian	1/17/15	44
4.	Alex Welsh vs. New Mexico Highlands	1/30/16	41
5.	Derrick White vs. Western New Mexico	1/30/15	38
	Derrick White vs. CSU-Pueblo	2/8/14	38
	Mark Kinnebrew vs. Rocky Mountain	12/29/99	38
8.	Derrick White vs. MSU Denver	3/7/15	37
	Derrick White vs. Fort Lewis	12/5/14	37
	Patrick Hannaway vs. CSU-Pueblo	12/08/06	37

TEAM SEASON

1.	2015	2,846
2.	2016	2,519
3.	2014	2,518
4.	2022	2,478
5.	2019	2,392
6.	2018	2,374
7.	2007	2,301
8.	2009	2,243
9.	2023	2,224
10.	2017	2,191

TEAM SEASON PER GAME (PTS-GP)

1.	2015	86.2 (2,846-33)
2.	2016	84.0 (2,519-30)
3.	2014	83.9 (2,518-30)
4.	2022	82.6 (2,478-30)
5.	2019	82.5 (2,392-20)
6.	2007	82.2 (2,301-28)
7.	2018	81.9 (2,374-29)
8.	2009	80.1 (2,243-28)
9.	2000	79.7 (2,071-26)
10.	2017	78.2 (2,191-28)

TEAM GAME

1.	Bacone	11/18/22	120
2.	SAGU American Indian	11/24/21	118
	Colorado Christian	2/24/18	118
	Western State	2/25/00	118
5.	Johnson & Wales	12/1/14	112
6.	New Mexico Highlands	12/20/08	108
	Colorado College	11/25/97	108
8.	Colorado Christian	1/9/98	107
	Chadron State	2/21/88	107
	Colorado State-Pueblo	12/30/06	107

TEAM HALF

1.	Chadron State (2nd)	1/5/01	66
2.	Colorado College (2nd)	11/25/97	65
3.	at Western State (2nd)	12/8/19	64
4.	SAGU American Indian (2nd)	11/24/21	63
5.	Johnson & Wales (2nd)	12/1/14	62
	Colorado Mesa (2nd)	1/13/07	62
7.	Navajo Technical (2nd)	11/24/23	61
	Bacone (1st)	11/18/22	61
	New Mexico Highlands (2nd)	2/22/22	61
	at Fort Lewis (2nd)	1/11/19	61
	Black Hills State (1st)	1/23/16	61
	Angelo State (2nd)	11/14/15	61

TEAM LARGEST MARGIN OF VICTORY

1.	Maine-Fort Kent	11/21/21	60
2.	Johnson & Wales	12/1/14	57
3.	Bacone	11/18/22	51
	SAGU American Indian	11/24/21	51
5.	Northern New Mexico	11/21/14	46
6.	Colorado College	11/26/18	42
7.	Regis	12/13/14	41
8.	Kansas Christian	11/26/21	39
	Colorado Christian	12/10/11	39
10.	Adams State	1/17/22	36

UCCS YEAR BY YEAR LEADERS

2024	Xavier Martinez	415
2023	Jon'il Fugett	443
2022	Alijah Comithier	592
2021	Alijah Comithier	267
2020	Padiet Wang	466
2019	Padiet Wang	375
2018	Elijah Ross	472
2017	TreShawn Wilford	322
2016	Alex Welsh	688
2015	Derrick White	851
2014	Derrick White	621
2013	Derrick White	440
2012	Jake Darby	307
2011	Brent Jones	401
2010	Cole Smith	317
2009	Nick Weaver	403
2008	Nic Fuller	432
2007	Patrick Hannaway	560
2006	Patrick Hannaway	542
2005	Jim Pecic	415
2004	Jack Bain	511
2003	Dustin Kolver	377
2002	Kevin Fletcher	485
2001	Wayne Rhymes	509
2000	Wayne Rhymes	359
1999	Dee Yarbrough	399
1998	Rodney Rainey	430
1997	Rodney Rainey	456
1996	Monte Hess	365
1995	Monte Hess	383
1994	Rob Hellem	358
1993	Roger Cavazos	401
1992	Erick Morr	385
1991	Neal Robinson	433
1990	Neal Robinson	314
1989	Mike Jackson	410
1988	Mike Jackson	326

In career per-game statistics, games played for each student-athlete were not available in some years. In those years, the maximum number of games in that season were used to provide a career games played number for per-game statistics. Active student-athletes are not listed in career per-game records. Half statistics date back to 1995-96 season.

GALLOGLY EVENTS CENTER RECORDS

INDIVIDUAL POINTS

1.	Trey Lansman, Neb.-Kearney vs. UCCS	11/17/17	43
2.	Alex Welsh vs. N.M. Highlands	1/30/16	41
3.	Ryan Stephan, CMU vs. UCCS	1/10/15	40
4.	Dj McDonald, CCU vs UCCS	1/22/22	38
	Cameron Williams, MSU Denver vs. UCCS	2/17/18	38
	Derrick White vs. Western N.M.	1/30/15	38

TEAM POINTS

1.	UCCS vs. SAGU American Indian	11/24/21	118
	UCCS vs. Colorado Christian	2/24/18	118
3.	UCCS vs. Johnson & Wales	12/1/14	112
4.	Colorado Christian vs. UCCS	1/18/14	110
5.	UCCS vs. Colorado College	11/26/18	106


All-Time Rebounding Records

CAREER




1. Alex Welsh.....884
2013-16 ● Westminster, Colo.

2013	153
2014	196
2015	243
2016	292




6. Derrick White513
2013-15 ● Parker, Colo.

2013	94
2014	175
2015	244




2. Jack Bain.....800
2001-04 ● Longmont, Colo.

2001	122
2002	188
2003	154
2004	336



7. Kevin Fletcher.....498
2000-02 ● Denver, Colo.

2000	144
2001	104
2002	250




3. Mike Jackson731
1988-90, 92 ● Grand Junction, Colo.

1988	
1989	
1990	132
1992	126



8. TreShawn Wilford493
2014-17 ● Denver, Colo.

2014	101
2015	127
2016	71
2017	194



4. William Becker.....571
2019-Present ● Aurora, Colo.

2020	153
2021	50
2022	122
2023	184
2024	62




9. Blend Avdili.....455
2016-20 ● Aurora, Colo.

2016	79
2017	119
2019	121
2020	136



5. Padiet Wang516
2017-20 ● Aurora, Colo.

2017	79
2018	113
2019	172
2020	152



10. Dalton Patten439
2011, 14-16 ● Parker, Colo.

2011	34
2014	150
2015	89
2016	166

SEASON

1. Jack Bain	2004	336
2. Alex Welsh	2016	292
3. Mike Jackson	1989	256
4. Kevin Fletcher	2002	250
5. Mike Lallier	1994	245
6. Derrick White	2015	244
7. Alex Welsh	2015	243
8. Jerome Brown	2001	235
9. Jim Pecic	2005	217
10. Patrick Hannaway	2006	199

SENIOR SEASON

1. Jack Bain	2004	336
2. Alex Welsh	2016	292
3. Kevin Fletcher	2002	250
4. Jim Pecic	2005	217
5. TreShawn Wilford	2017	194

JUNIOR SEASON

1. Mike Lallier	1994	245
2. Derrick White	2015	244
3. Alex Welsh	2015	243
4. Jerome Brown	2001	235
5. Patrick Hannaway	2006	199

SOPHOMORE SEASON

1. Alex Welsh	2014	196
2. Roger Cavazos	1993	190
3. Jack Bain	2002	188
4. Rodney Rainey	1997	186
5. Alijah Comithier	2022	184

FRESHMAN SEASON

1. Tommy Klausner	2009	161
2. William Becker	2020	153
Alex Welsh	2013	153
4. Kyle Perkins	2007	128
5. Jack Bain	2001	122

SEASON PER GAME (MIN. 75% GAMES PLAYED - REBS-GP)

1. Jack Bain	2004	12.4 (336-27)
2. Kevin Fletcher	2002	10.0 (250-25)
3. Alex Welsh	2016	9.7 (292-30)
4. Mike Lallier	1994	9.4 (245-26)
5. Jerome Brown	2001	9.0 (235-26)
6. Jim Pecic	2005	8.3 (217-26)
7. Jack Bain	2003	8.1 (154-19)
8. TreShawn Wilford	2017	7.46 (194-26)
9. Rodney Rainey	1997	7.44 (186-25)
10. Derrick White	2015	7.39 (244-33)

CAREER PER GAME (MIN. 300 REBS - REBS-GP)

1. Jack Bain	2001-04	8.2 (800-98)
2. Jerome Brown	2001-02	7.59 (372-49)
3. Alex Welsh	2013-15	7.56 (884-117)
4. Kevin Fletcher	2000-02	7.11 (498-70)
5. Rodney Rainey	1997-98	7.07 (368-52)
6. William Becker	2019-24	7.0 (571-82)
7. Mike Jackson	1989-90, 92	6.6 (731-111)
8. Patrick Hannaway	2006-07	6.4 (338-53)
9. Roger Cavazos	1992-93, 96	6.3 (425-68)
10. Monte Hess	1995-96	6.1 (325-53)

UCCS MEN'S BASKETBALL - REBOUNDS

GAME

1.	Jack Bain vs. Western State	2/24/04	25
2.	Jack Bain vs. Johnson & Wales	2/17/04	20
3.	William Becker vs. Cameron	11/10/23	19
	Mike Lallier vs. Fort Lewis	1/28/94	19
5.	Jim Pecic vs. New Mexico Highlands	2/8/05	18
	Jack Bain vs. CSU-Pueblo	2/20/04	18
7.	Alex Welsh vs. South Dakota Mines	2/20/16	17
	Alex Welsh vs. Western State	2/6/16	17
	Kyle Clark vs. CSU-Pueblo	2/4/12	17
	Jim Pecic vs. CSU-Pueblo	1/29/05	17
	Jack Bain vs. New Mexico Highlands	2/21/04	17
	Jack Bain vs. CSU-Pueblo	2/7/04	17
	Jack Bain vs. New Mexico Highlands	2/6/04	17
	Jack Bain vs. Colorado Mesa	1/24/04	17
	Kevin Fletcher vs. Colorado College	11/28/01	17

TEAM SEASON

1.	2014	1,213
2.	2022	1,203
3.	2015	1,190
4.	2016	1,186
5.	2017	1,115
6.	2009	1,096
7.	2018	1,085
8.	2023	1,084
9.	2010	1,041
10.	2020	1,038

TEAM SEASON PER GAME (RBS-GP)

1.	2014	40.4 (1,213-30)
2.	2022	40.1 (1,203-30)
3.	2017	39.8 (1,115-28)
4.	2016	39.5 (1,186-30)
5.	2009	39.1 (1,096-28)
6.	1994	38.9 (1,012-26)
7.	2001	37.5 (976-26)
8.	2018	37.4 (1,085-29)
	2023	37.4 (1,084-29)
10.	2010	37.2 (1,041-2010)

TEAM GAME

1.	Colorado College	2/6/01	57
2.	Colorado Christian	1/16/16	56
	Adams State	1/2/16	56
4.	Kansas Christian	11/26/21	55
	Western State	1/20/17	55
	Oklahoma Panhandle State	11/16/13	55
	Western New Mexico	12/5/09	55
	Western State	2/25/00	55
9.	Tarleton State	11/11/17	53
	Colorado State-Pueblo	1/4/14	53
	New Mexico Highlands	1/5/08	53
	Western State	1/21/03	53

UCCS YEAR-BY-YEAR LEADERS

2024	Jesse Iweze	194
2023	William Becker	184
2022	Alijah Comithier	184
2021	Wyatt Dolberry	87
2020	William Becker	153
2019	Padiet Wang	172
2018	Elijah Ross	152
2017	TreShawn Wilford	194
2016	Alex Welsh	292
2015	Derrick White	244
2014	Alex Welsh	196
2013	Alex Welsh	153
2012	Kyle Clark	162
2011	Brent Jones	149
2010	Cole Smith	172
2009	Tommy Klausner	161
2008	Kyle Perkins	150
2007	Bly McGuire	181
2006	Patrick Hannaway	199
2005	Jim Pecic	217
2004	Jack Bain	336
2003	Jack Bain	154
2002	Kevin Fletcher	250
2001	Jerome Brown	235
2000	Kevin Fletcher	144
1999	Jamie Bell	142
	Joe Hutchins	142
1998	Rodney Rainey	182
1997	Rodney Rainey	186
1996	Monte Hess	153
1995	Monte Hess	172
1994	Mike Lallier	245
1993	Roger Cavazos	190
1992	Roger Cavazos	161
1991	Hans Deutsch	156
1990	Beane	155

In career per-game statistics, games played for each student-athlete were not available in some years. In those years, the maximum number of games in that season were used to provide a career games played number for per-game statistics. Active student-athletes are not listed in career per-game records. Rebounding records date back to 1989-90 season.

GALLOGLY EVENTS CENTER RECORDS

INDIVIDUAL REBOUNDS


1.	Alex Welsh vs. South Dakota Mines	2/20/16	17
	Kaimyn Pruitt, ASU vs. UCCS	12/1/12	17
	Kyle Clark vs. CSU-Pueblo	2/4/12	17
4.	Alex Welsh vs. Colorado Christian	1/16/16	16
	Kaimyn Pruitt, ASU vs. UCCS	2/10/12	16
	Nick Fox, ASU vs. UCCS	1/9/10	16

TEAM REBOUNDS

1.	Adams State vs. UCCS	1/20/12	58
2.	UCCS vs. Colorado Christian	1/16/16	56
3.	UCCS vs. Oklahoma Panhandle	11/16/13	55
4.	UCCS vs. MSU Denver	1/21/22	51
5.	UCCS vs. SAGU American Indian	11/24/21	50
	UCCS vs. Maine-Fort Kent	11/21/21	50
	UCCS vs. Ottawa	11/28/15	50
	UCCS vs. Black Hills State	1/24/14	50

All-Time Assists Records

CAREER



1. Elijah Ross373
2016-19 ● Aurora, Colo.

2016	75
2017	95
2018	154
2019	49



2. Derrick White343
2013-15 ● Parker, Colo.

2013	55
2014	117
2015	171



3. Padiet Wang301
2017-20 ● Aurora, Colo.

2017	47
2018	58
2019	90
2020	106



4. Tre Carruthers.....272
1997-99 ● Oklahoma City, Okla.

1997	124
1998	58
1999	90



5. Blend Avdili255
2016-20 ● Aurora, Colo.

2016	45
2017	55
2019	87
2020	68



6. Jordan McClung237
2008-11 ● Aurora, Colo.

2008	44
2009	88
2010	67
2011	38



7. Neal Robinson231
1989-91 ● Colorado Springs, Colo.

1989	71
1990	61
1991	99



8. Ben Feilmeier230
2007-11 ● Colorado Springs, Colo.

2007	15
2008	0
2009	88
2010	69
2011	58



9. TreShawn Wilford225
2014-17 ● Denver, Colo.

2014	31
2015	88
2016	48
2017	58



10. Alex Welsh.....223
2013-16 ● Westminster, Colo.

2013	30
2014	50
2015	72
2016	71

SEASON

1. Derrick White	2015	171
2. Elijah Ross	2018	154
3. Tre Carruthers	1997	124
4. Derrick White	2014	117
5. Xavier Martinez	2024	115
6. Damar Hill	2011	113
7. Jason Shea	1993	111
8. Jon'il Fugett	2023	110
9. Jon'il Fugett	2022	109
Torrey Phillips	2005	109

SENIOR SEASON

1. Jason Shea	1993	111
2. Jon'il Fugett	2023	110
3. Padiet Wang	2020	106
4. Joe Hutchins	2001	100
5. Neal Robinson	1991	99

JUNIOR SEASON

1. Derrick White	2015	171
2. Elijah Ross	2018	154
3. Jon'il Fugett	2022	109
4. Nic Fuller	2007	107
Jerome Brown	2001	107

SOPHOMORE SEASON

1. Tre Carruthers	1997	124
2. Derrick White	2014	117
3. Damar Hill	2011	113
4. Torrey Phillips	2005	109
5. Elijah Ross	2017	95

FRESHMAN SEASON

1. Xavier Martinez	2024	115
2. Elijah Ross	2016	75
3. Joe Scott	2007	74
4. Brandon Malone	2016	60
5. Ryann Little	2002	59

SEASON PER GAME (MIN. 75% GAMES PLAYED - ASTS-GP)

1. Elijah Ross	2018	5.31 (154-29)
2. Derrick White	2015	5.2 (171-33)
3. Tre Carruthers	1997	4.96 (124-25)
4. Joe Hutchins	2001	4.348 (100-23)
5. Damar Hill	2011	4.346 (113-26)
6. Derrick White	2014	4.2 (117-28)
7. Jerome Brown	2001	4.12 (107-26)
8. Jason Shea	1993	4.11 (111-27)
9. Xavier Martinez	2024	4.1 (115-28)
10. Torrey Phillips	2005	4.0 (109-27)

CAREER PER GAME (MIN. 150 ASSISTS - ASTS-GP)

1. Elijah Ross	2016-19	4.0 (373-93)
2. Derrick White	2013-15	3.9 (343-87)
3. Jon'il Fugett	2021-23	3.7 (219-59)
Jason Shea	1992-93	3.7 (188-51)
5. Tre Carruthers	1997-99	3.6 (272-76)
6. Joe Hutchins	1999, 2001	3.5 (163-47)
7. Nic Fuller	2007-08	3.4 (189-55)
8. Jerome Brown	2001-02	3.3 (163-49)
9. Parker Gaddis	2019-22	3.1 (192-61)
Damar Hill	2010-12	3.1 (179-58)

UCCS MEN'S BASKETBALL - ASSISTS

GAME

1.	Damar Hill vs. Bethany	11/27/10	13
2.	Tre Carruthers vs. Western State	1/27/97	12
3.	Derrick White vs. Colorado Mesa	3/3/15	11
	Derrick White vs. Western N.M.	1/30/15	11
	Derrick White vs. Oklahoma Panhandle	11/25/14	11
	Paul Gardette vs. Chadron State	12/13/97	11
7.	Elijah Ross vs. MSU Denver	1/23/18	10
	Elijah Ross vs. Johnson & Wales	11/13/17	10
	Elijah Ross vs. Adams State	1/10/17	10
	Elijah Ross vs. Chadron State	2/12/16	10
	TreShawn Wilford vs. Ottawa	11/28/15	10
	TreShawn Wilford vs. Johnson & Wales	12/11/14	10
	Derrick White vs. Northwest Nazarene	11/23/13	10
	Todd Haberman vs. Chadron State	1/22/00	10
	Tre Carruthers vs. MSU Denver	12/7/96	10

TEAM SEASON

1.	2015	556
2.	2022	496
3.	2016	493
4.	2019	457
5.	2006	436
6.	2023	428
7.	2009	421
8.	2020	414
9.	2014	411
10.	1998	410

TEAM SEASON PER GAME (ASTS-GP)

1.	2015	16.8 (556-33)
2.	2022	16.5 (496-30)
3.	2016	16.4 (493-30)
4.	2007	16.1 (436-27)
5.	2019	15.76 (457-29)
6.	2001	15.42 (401-26)
7.	2012	15.39 (431-28)
8.	1998	15.2 (410-27)
9.	2009	15.0 (421-28)
10.	2023	14.8 (428-29)

TEAM GAME

1.	SAGU American Indian	11/24/21	32
2.	Bacone	11/18/22	29
	Kansas Christian	11/26/21	29
	Johnson & Wales	12/1/14	29
4.	Carroll	11/24/06	28
5.	Cameron	11/13/21	26
	MSU Denver	12/7/96	26
7.	Fort Lewis	1/12/24	25
	New Mexico Highlands	1/30/16	25
	Oklahoma Panhandle	11/25/14	25
	New Mexico Highlands	2/7/03	25
	Colorado College	12/6/00	25
	Western State	2/25/00	25

UCCS YEAR-BY-YEAR LEADERS

2024	Xavier Martinez	115
2023	Jon'il Fugett	110
2022	Jon'il Fugett	109
2021	Jezza McKenzie	31
2020	Padiet Wang	106
2019	Padiet Wang	90
2018	Elijah Ross	154
2017	Elijah Ross	95
2016	Elijah Ross	75
2015	Derrick White	171
2014	Derrick White	117
2013	Derrick White	55
2012	Jake Darby	75
2011	Damar Hill	113
2010	Ben Feilmeier	69
2009	Ben Feilmeier	88
	Jordan McClung	88
2008	Nic Fuller	82
2007	Nic Fuller	107
2006	PJ Forrest	83
2005	Torrey Phillips	109
2004	Josef Cruz	88
2003	Casey Gutting	83
2002	Ryann Little	59
2001	Jerome Brown	107
2000	Quincey Simpson	71
1999	Tre Carruthers	90
1998	Paul Gardette	84
1997	Tre Carruthers	124
1996	Larry Williams	68
1995	Larry Williams	79
1994	Bob Tamminga	86
1993	Jason Shea	111
1992	Randy Cavanaugh	47
1991	Neal Robinson	99
1990	Neal Robinson	61
1989	Neal Robinson	71

In career per-game statistics, games played for each student-athlete were not available in some years. In those years, the maximum number of games in that season were used to provide a career games played number for per-game statistics. Active student-athletes are not listed in career per-game records.

GALLOGLY EVENTS CENTER RECORDS

INDIVIDUAL ASSISTS

1.	Damar Hill vs. Bethany	11/27/10	13
2.	Derrick White vs. Colorado Mesa	3/3/15	11
	Derrick White vs. Western N.M.	1/30/15	11
4.	Colby Jackson, CSC vs. UCCS	2/9/19	10
	Elijah Ross vs. Johnson & Wales	11/13/17	10
	Elijah Ross vs. Adams State	1/6/17	10
	TreShawn Wilford vs. Ottawa	11/28/15	10
	TreShawn Wilford vs. Johnson & Wales	12/1/14	10

TEAM ASSISTS

1.	UCCS vs. SAGU American Indian	11/24/21	32
2.	UCCS vs. Bacone	11/18/22	29
	UCCS vs. Johnson & Wales	12/1/14	29
4.	UCCS vs. Fort Lewis	1/12/24	25
	UCCS vs. New Mexico Highlands	1/30/16	25

All-Time Steals Records

CAREER



1. Padiet Wang154
2017-20 ● Aurora, Colo.

2017	18
2018	33
2019	52
2020	51




2. Derrick White150
2013-15 ● Parker, Colo.

2013	36
2014	32
2015	74



3. TreShawn Wilford137
2014-17 ● Denver, Colo.

2014	23
2015	41
2016	25
2017	48



4. Darius Pardner134
2012-15 ● Aurora, Colo.

2012	41
2013	42
2014	23
2015	28




5. Jack Bain133
2001-04 ● Longmont, Colo.

2001	17
2002	37
2003	22
2004	57



6. Wayne Rhymes100
2000-01 ● Phoenix, Ariz.

2000	47
2001	53



7. Tre Carruthers95
1997-99 ● Oklahoma City, Okla.

1997	33
1998	24
1999	38




8. Alex Koehler93
2012-15 ● Colorado Springs, Colo.

2012	28
2013	28
2014	12
2015	25




9. Jon'il Fugett84
2021-23 ● Denver, Colo.

2022	49
2023	35



10. Elijah Ross82
2016-19 ● Aurora, Colo.

2016	8
2017	27
2018	38
2019	9



10. Jamie Bell82
1998-99 ● Cincinnati, Ohio

1998	43
1999	39



10. Patrick Hannaway82
2006-07 ● Colorado Springs, Colo.

2006	42
2007	40

SEASON

1. Derrick White	2015	74
2. Carlos Grace	1997	60
3. Jack Bain	2004	57
4. Wayne Rhymes	2001	53
5. Padiet Wang	2019	52
6. Padiet Wang	2020	51
7. Torrey Phillips	2005	50
8. Jon'il Fugett	2022	49
9. TreShawn Wilford	2017	48
10. Wayne Rhymes	2000	47

SENIOR SEASON

1. Jack Bain	2004	57
2. Wayne Rhymes	2001	53
3. TreShawn Wilford	2017	48
4. Monte Hess	1996	44
5. Neal Robinson	1991	42

JUNIOR SEASON

1. Derrick White	2015	74
2. Carlos Grace	1997	60
3. Padiet Wang	2019	52
4. Jon'il Fugett	2022	49
5. Wayne Rhymes	2000	47

SOPHOMORE SEASON

1. Torrey Phillips	2005	50
2. Bob Tamminga	1994	44
3. Darius Pardner	2013	42
4. TreShawn Wilford	2015	41
5. Jack Bain	2002	37

FRESHMAN SEASON

1. Derrick White	2013	36
2. Xavier Martinez	2024	31
DaRaun Clark	2019	31
Scott Sublousky	2009	31
Kyle Perkins	2007	31

SEASON PER GAME (MIN. 75% GAMES PLAYED - STLS-GP)

1. Carlos Grace	1997	2.4 (60-25)
2. Derrick White	2015	2.2 (74-33)
3. Jack Bain	2004	2.1 (57-27)
4. Wayne Rhymes	2001	2.0 (53-26)
5. Torrey Phillips	2005	1.9 (50-27)
6. TreShawn Wilford	2017	1.85 (48-26)
7. Padiet Wang	2020	1.82 (51-28)
8. Wayne Rhymes	2000	1.81 (47-26)
9. Padiet Wang	2019	1.79 (52-29)
10. Joe Hutchins	2001	1.78 (41-23)

CAREER PER GAME (MIN. 70 STEALS - STLS-GP)

1. Wayne Rhymes	2000-01	1.9 (100-52)
2. Derrick White	2013-15	1.7 (150-87)
3. Quincey Simpson	2000-01	1.64 (74-45)
4. Jamie Bell	1998-99	1.61 (82-51)
5. Patrick Hannaway	2006-07	1.5 (82-53)
Monte Hess	1995-96	1.5 (82-53)
7. TreShawn Wilford	2013-17	1.44 (137-95)
8. Jon'il Fugett	2021-23	1.42 (84-59)
9. Padiet Wang	2017-20	1.35 (154-114)
10. Jack Bain	2001-04	1.26 (123-98)

UCCS MEN'S BASKETBALL - STEALS

GAME

1.	Jamie Bell vs. Eastern New Mexico	11/27/98	8
2.	Padiet Wang vs. Western Colorado	12/7/19	7
	Padiet Wang vs. Colorado College	11/26/18	7
	Darius Pardner vs. Fort Lewis	2/11/12	7
	Nic Fuller vs. North Dakota	11/17/07	7
	Jack Bain vs. Chadron State	1/3/04	7
7.	TreShawn Wilford vs. Ottawa	11/28/15	6
	Derrick White vs. Regis	2/27/15	6
	Derrick White vs. Fort Lewis	12/5/14	6
	George Pollard vs. N.M. Highlands	2/16/11	6
	Torrey Phillips vs. Colorado Christian	12/29/04	6
	Carlos Grace vs. Colorado Mesa	1/18/97	6

TEAM SEASON

1.	2015	245
2.	2008	223
3.	2001	218
4.	2012	215
5.	1998	211
6.	1991	204
7.	2000	202
	1996	202
9.	2004	200
10.	2019	195
	1999	195

TEAM SEASON PER GAME (STLS-GP)

1.	2001	8.4 (218-26)
2.	2008	8.3 (223-27)
3.	1999	8.1 (195-24)
4.	1998	7.81 (211-27)
5.	2000	7.77 (202-26)
6.	1996	7.76 (202-26)
7.	2012	7.68 (215-28)
8.	1997	7.44 (186-25)
9.	2015	7.42 (245-33)
10.	2004	7.41 (200-27)

TEAM GAME

1.	Colorado College	11/26/19	23
2.	Western State	2/25/00	18
3.	Black Hills State	2/11/22	17
	Johnson & Wales	12/1/14	17
	Johnson & Wales	11/12/13	17
	Chadron State	1/3/04	17
7.	New Mexico Highlands	12/16/11	16
	Nebraska-Kearney	1/18/08	16
9.	Northwest Nazarene	11/27/09	15
10.	Chadron State	2/20/15	14
	Fort Lewis	2/14/15	14
	Oklahoma Panhandle State	11/18/11	14
	Colorado College	11/20/09	14
	New Mexico Highlands	1/25/05	14
	Adams State	2/18/00	14
	Adams State	2/12/99	14

UCCS YEAR-BY-YEAR LEADERS

2024	Xavier Martinez	31
2023	Jon'il Fugett	35
2022	Jon'il Fugett	49
2021	DaRaun Clark	20
2020	Padiet Wang	51
2019	Padiet Wang	52
2018	Elijah Ross	38
2017	TreShawn Wilford	48
2016	Alex Welsh	26
2015	Derrick White	74
2014	Derrick White	32
2013	Darius Pardner	42
2012	Darius Pardner	41
2011	Damar Hill	32
2010	Cole Smith	29
2009	Frank McCollum	34
2008	Tomaul Hawkins	41
2007	Patrick Hannaway	40
2006	Patrick Hannaway	42
2005	Torrey Phillips	50
2004	Jack Bain	57
2003	LaErrol Martin	24
2002	Jack Bain	37
2001	Wayne Rhymes	53
2000	Wayne Rhymes	47
1999	Jamie Bell	39
1998	Jamie Bell	43
1997	Carlos Grace	60
1996	Monte Hess	44
1995	Monte Hess	38
1994	Bob Tamminga	44
1993	Jason Shea	29
1992	Jason Shea	26
1991	Neal Robinson	42
1990	Neal Robinson	45

In career per-game statistics, games played for each student-athlete were not available in some years. In those years, the maximum number of games in that season were used to provide a career games played number for per-game statistics. Active student-athletes are not listed in career per-game records. Game records date back to the start of the 1995-96 season.

GALLOGLY EVENTS CENTER RECORDS

INDIVIDUAL STEALS

1.	Padiet Wang vs. Western Colorado	12/7/19	7
	Padiet Wang vs. Colorado College	11/26/18	7
	Darius Pardner vs. Fort Lewis	2/11/12	7
4.	TreShawn Wilford vs. Ottawa	11/28/15	6
	Derrick White vs. Fort Lewis	2/27/15	6
	George Pollard vs. N.M. Highlands	2/16/11	6

TEAM STEALS

1.	UCCS vs. Colorado College	11/26/18	23
2.	UCCS vs. Black Hills State	2/11/22	17
	UCCS vs. Johnson & Wales	12/1/14	17
	UCCS vs. Johnson & Wales	11/12/13	17
5.	UCCS vs. New Mexico Highlands	12/16/11	16

All-Time Blocked Shots Records

CAREER



1. Derrick White136
2013-15 ● Parker, Colo.

2013	26
2014	42
2015	68



T5. Tommy Klausner59
2009-10 ● ???

2009	
2010	




2. William Becker 111
2019-Present ● Aurora, Colo.

2020	32
2021	8
2022	37
2023	23
2024	11



T5. Jack Bain.....59
2001-04 ● Longmont, Colo.

2001	
2002	
2003	
2004	



3. Ed Bourke.....67
2017-20 ● Melbourne, Australia

2017	15
2018	8
2019	18
2020	26




T8. Dan Deveau.....55
2003-06 ● ???

2003	
2004	
2005	
2006	



4. Alex Welsh.....65
2013-16 ● Westminster, Colo.

2013	8
2014	19
2015	17
2016	21



T8. Kevin Fletcher.....55
2000-02 ● Denver, Colo.

2000	
2001	
2002	



T5. Padiet Wang59
2017-20 ● Aurora, Colo.

2017	7
2018	12
2019	19
2020	21



10. Blend Avdili45
2016-20 ● Aurora, Colo.

2016	8
2017	11
2019	12
2020	14

SEASON

1. Derrick White	2015	68
2. Derrick White	2014	42
3. William Becker	2022	37
4. Dan Deveau	2005	35
5. Tommy Klausner	2010	33
6. William Becker	2020	32
7. Jack Bain	2004	31
8. Ed Bourke	2020	26
Tommy Klausner	2009	26
10. Kevin Fletcher	2002	25

SENIOR SEASON

1. Ed Bourke	2020	26
2. Padiet Wang	2020	21
Alex Welsh	2016	21
4. Jonathan Barnes	2018	16
5. Blend Avdili	2020	14

JUNIOR SEASON

1. Derrick White	2015	68
2. William Becker	2023	23
3. Padiet Wang	2019	19
4. Ed Bourke	2018	18
Justin Smith	2017	18

SOPHOMORE SEASON

1. Derrick White	2014	42
2. William Becker	2022	37
3. Alex Welsh	2014	19
4. Mac Stodart	2023	14
5. Devin Smith	2022	11
Blend Avdili	2017	11

FRESHMAN SEASON

1. William Becker	2020	32
2. Jayden Washington	2023	9
3. Blend Avdili	2016	8
Ian MacDonald	2016	8
5. Geoff Kelly	2017	6

SEASON PER GAME (MIN. 75% GAMES PLAYED - BLKS-GP)

1. Derrick White	2015	2.1 (68-33)
2. Derrick White	2014	1.5 (42-28)
3. William Becker	2020	1.42 (32-24)
4. Ed Bourke	2020	0.93 (26-28)
5. Padiet Wang	2020	0.75 (21-28)
6. Alex Welsh	2016	0.70 (21-30)
7. Alex Welsh	2014	0.68 (19-28)
8. Johnnie Jones III	2020	0.67 (14-21)
Justin Smith	2017	0.67 (18-27)
10. Padiet Wang	2019	0.66 (19-29)

CAREER PER GAME (MIN. 35 BLOCKS - BLKS-GP)

1. Derrick White	2013-15	1.6 (136-87)
2. William Becker	2020-21	1.35 (111-82)
3. Tommy Klausner	2009-10	1.1 (59-55)
4. Jerome Brown	2001-02	0.9 (43-49)
5. Kevin Fletcher	2000-02	0.79 (55-70)
6. Brent Jones	2010-11	0.78 (40-51)
7. Kyle Clark	2012-13	0.76 (41-54)
8. Chris Kehmeier	1995-96	0.75 (40-53)
9. Frank McCollum	2008-09	0.70 (37-53)
10. Dan Deveau	2003-06	0.61 (55-90)

UCCS MEN'S BASKETBALL - BLOCKS

GAME

1.	Derrick White vs. Adams State	3/6/15	7
2.	William Becker vs. Regis	1/8/22	6
	Derrick White vs. Western New Mexico	12/20/14	6
	Derrick White vs. Colorado St.-Pueblo	1/4/14	6
5.	William Becker vs. Chadron State	12/18/21	5
	Derrick White vs. Colorado Mesa	1/10/15	5
	Derrick White vs. Adams State	3/4/14	5
8.	William Becker vs. South Dakota Mines	12/2/22	4
	Ed Bourke vs. New Mexico Highlands	2/15/20	4
	Padiet Wang vs. Fort Hays State	11/17/19	4
	Ed Bourke vs. Nebraska-Kearney	11/23/16	4
	Derrick White vs. Colorado Mesa	3/3/15	4
	Derrick White vs. MSU Denver	12/12/14	4
	Derrick White vs. Northern New Mexico	11/21/14	4
	Derrick White vs. MSU Denver	3/15/14	4
	Derrick White vs. MSU Denver	3/1/14	4
	Dalton Patten vs. MSU Denver	3/1/14	4
	Derrick White vs. N.M. Highlands	12/20/13	4

TEAM SEASON

1.	2020	128
2.	2015	123
3.	2014	105
4.	2019	90
5.	2017	89
6.	2016	84

TEAM SEASON PER GAME (BLKS-GP)

1.	2020	4.6 (128-28)
2.	2015	3.7 (123-33)
3.	2014	3.5 (105-30)
4.	2017	3.18 (89-28)
5.	2019	3.1 (90-29)
6.	2016	2.8 (84-30)

TEAM GAME

1.	Johnson & Wales	12/1/14	11
2.	Chadron State	12/18/21	10
	Western Colorado	12/7/19	10
	Midwestern State	11/8/19	10
5.	Adams State	3/6/15	9

UCCS YEAR-BY-YEAR LEADERS

2024	Jesse Iweze	31
2023	William Becker	23
2022	William Becker	37
2021	William Becker	8
2020	William Becker	32
2019	Padiet Wang	19
2018	Jonathan Barnes	16
2017	Justin Smith	18
2016	Alex Welsh	21
2015	Derrick White	68
2014	Derrick White	42

In career per-game statistics, games played for each student-athlete were not available in some years. In those years, the maximum number of games in that season were used to provide a career games played number for per-game statistics. Active student-athletes are not listed in career per-game records. Game records date back to the start of the 1995-96 season.

GALLOGLY EVENTS CENTER RECORDS

INDIVIDUAL BLOCKS

1.	Alex Herrera, Fort Lewis vs. UCCS	12/5/14	5
	Derrick White vs. Colorado Mesa	1/10/15	5
	Derrick White vs. Adams State	3/4/14	5
4.	Padiet Wang vs. Fort Hays State	11/17/19	4
	Derrick White vs. Colorado Mesa	3/3/15	4
	Derrick White vs. MSU Denver	12/12/14	4
	Derrick White vs. Northern N.M.	11/21/14	4
	Augustus French, NMHU vs. UCCS	12/20/13	4

TEAM BLOCKS

1.	UCCS vs. Johnson & Wales	12/1/14	11
2.	UCCS vs. Western Colorado	12/7/19	10
	UCCS vs. Midwestern State	11/8/19	10
	UCCS vs. MSU Denver	3/1/14	10
5.	Colorado Mines vs. UCCS	2/28/20	7
	UCCS vs. Oklahoma Panhandle St.	11/16/13	7
	Colorado Mines vs. UCCS	1/17/14	7
	New Mexico Highlands vs. UCCS	12/20/13	7

HISTORY



UCCS MEN'S BASKETBALL

Year-by-Year Results



Jeff Thompson • 1988-91
Career Record: 17-96

1987-88 (4-22)

11/19	McPherson	99-104
11/25	Trinity	63-81
11/30	Regis	45-92
12/3	vs. North Central Missouri	80-78
12/4	at National	59-91
12/5	vs. Mount Mary	71-95
12/9	at Colorado College	68-103
1/11	vs. McPherson	59-115
1/16	Denver	64-112
1/26	Colorado Christian	106-93
1/28	at Western State	79-94
2/2	Colorado College	78-101
2/12	at Denver	47-112
2/17	Colorado Baptist	68-76
2/21	Chadron State	107-109

1988-89 (3-28)

11/12	at Oklahoma Panhandle State	71-100
11/17	at South Dakota	57-79
11/18	vs. McPherson	89-107
11/19	vs. North Central State	69-66
11/20	at Chadron State	91-111
11/25	Tarkio	82-106
11/26	Colorado Mines	70-88
11/30	Colorado Mesa	76-89
12/2	at Colorado State-Pueblo	47-76
12/3	vs. Hastings	58-74
12/7	Colorado College	68-72
12/9	New Mexico Highlands	89-96
1/3	at Colorado Mesa	77-83
1/4	at Fort Lewis	78-89
1/5	at Adams State	60-87
1/7	McPherson	75-98
1/10	at Colorado Mines	78-106
1/14	at New Mexico Highlands	51-60
1/17	at Denver	29-68
1/21	at Colorado Christian	73-56
1/27	at Regis	34-70
2/2	Colorado Baptist	70-92
2/5	Colorado Christian	58-63
2/8	at Colorado College	54-56
2/10	at MSU Denver	55-68
2/14	Adams State	57-60
2/15	at Denver	64-73
2/20	Western State	63-67
2/22	Regis	89-81
2/25	Colorado Christian	95-101

1989-90 (5-23)

11/17	Western State	75-77
11/25	Tarkio	61-60
11/27	Colorado State-Pueblo	56-65
11/29	Adams State	58-48
12/2	at Western State	78-66
12/5	at Colorado Mines	49-66
12/8	Colorado Mesa	63-76
1/2	at Fort Lewis	48-87
1/6	at Redlands	64-89
1/13	Howard Payne	63-50
1/15	at Colorado Mesa	62-86
1/18	Colorado College	55-57
1/21	at New Mexico Highlands	58-68
1/27	vs. Christian Heritage	64-85
1/29	Denver	56-68
2/1	Regis	58-59
2/11	Colorado Mines	77-84
2/15	at Colorado College	81-84
2/20	at Denver	58-76
2/22	at Adams State	62-66
2/24	at Regis	56-65

1990-91 (5-23)

11/16	Fort Lewis	74-95
11/20	Sterling	79-75
11/23	Tarkio	81-80
11/24	at Baker	67-76
11/27	at Colorado Mines	67-75
11/28	at Western State	59-85
12/4	Adams State	54-93
12/7	at Colorado College	55-93
12/28	at Montana State-Billings	53-68
12/29	at Montana State-Billings	58-74
1/3	Ottawa	70-54
1/6	at Oakland City	69-83
1/8	at Southern Illinois-Edwardsville	56-97
1/11	at Harris Stowe	67-77
1/16	Colorado Mines	69-78
1/18	at Oklahoma Panhandle State	68-86
1/24	at Denver	74-106
1/26	Colorado Christian	95-104
1/28	Colorado College	85-82
1/31	at Regis	63-90
2/2	MSU Denver	69-96
2/7	at Colorado State-Pueblo	55-90
2/14	Denver	59-87
2/16	at Colorado Christian	73-84
2/18	Colorado State-Pueblo	70-97
2/20	Regis	55-97
2/23	at MSU Denver	79-104
2/27	at Denver	56-87



Mark Felix • 1992-97
Career Record: 25-141
Playoff Appearances: 3
Playoff Record: 0-3

1991-92 (7-21)

11/23	at New Mexico Highlands	60-62
11/25	College of Notre Dame	73-61
11/29	Colorado Mines	46-63
11/30	Hastings	67-63
12/3	at Northern Colorado	54-75
12/6	Colorado Mesa	53-56
12/11	Colorado College	70-75
12/14	Montana State-Billings	65-54
12/23	New Mexico Highlands	81-73
1/3	Colorado Mesa	W, Forfeit
1/4	at Adams State	35-82
1/11	at Colorado State-Pueblo	47-80
1/14	Western State	61-82
1/17	Fort Lewis	64-66
1/18	Oklahoma Panhandle State	68-56
1/23	at Colorado Christian	64-81
1/25	Denver	62-69
1/30	MSU Denver	51-70
2/1	at Regis	58-85
2/5	at Missouri-Kansas City	47-97
2/8	Colorado State-Pueblo	47-97
2/12	at Fort Lewis	73-89
2/17	at Colorado College	41-79
2/20	Colorado Christian	53-69
2/22	at Denver	51-78
2/27	at MSU Denver	62-85
2/29	Regis	49-77
3/2	at Denver	51-65

1992-93 (3-25)

11/20	at Fort Hays State	48-102
11/21	vs. Pittsburg State!	40-76
11/25	at West Texas A&M	52-86
12/4	at Alaska-Fairbanks	67-89
12/5	at Alaska-Fairbanks	77-105
12/7	at Alaska-Anchorage	52-115
12/8	at Alaska-Anchorage	62-95
12/12	at Colorado College	49-80
12/19	Colorado Mesa	57-71
12/28	at Hastings	64-78
12/29	vs. Bellevue@	58-49
1/2	Adams State	52-91
1/5	at Adams State	62-106
1/11	at Colorado Mesa	62-96
1/14	at Colorado State-Pueblo	51-84
1/16	Fort Lewis	91-100
1/23	Denver	48-69
1/28	MSU Denver	52-72
1/30	at Colorado Christian	70-88
2/3	West Texas A&M	57-56
2/6	at Regis	64-85
2/11	Colorado State-Pueblo	75-78
2/13	at Fort Lewis	80-89
2/20	at Denver	72-82
2/25	at MSU Denver	55-78
2/27	Colorado Christian	61-64
3/1	Colorado College	56-66
3/6	Regis	58-75

! = Hays, Kan.

@ = Hastings, Neb.

1993-94 (4-22)

11/23	at Northern Colorado	65-75
11/26	at Montana State-Billings	60-107
11/27	vs. Western Montana!	62-91
11/30	Colorado Mesa	50-80
12/3	Northern Colorado	70-82
12/10	at Oklahoma Panhandle State	66-81
12/11	Colorado Mines	87-77
12/28	at Chico State	66-70
12/29	vs. Montana State-Billings@	73-86
12/30	vs. Sonoma State@	52-62
1/2	at Colorado Mesa	64-96
1/8	at Colorado State-Pueblo	61-87
1/13	at Denver	70-71
1/15	Regis	63-70
1/20	at Colorado Christian	81-98
1/22	at MSU Denver	56-65
1/24	Oklahoma Panhandle State	69-68
1/28	Fort Lewis	78-70
2/1	Colorado College	65-61
2/5	Colorado State-Pueblo	52-66
2/10	Denver	55-59
2/12	at Regis	59-90
2/17	Colorado Christian	62-65
2/19	MSU Denver	55-62
2/25	at Fort Lewis	60-63
3/1	at Regis#	64-76

! = Billings, Mont.

@ = Chico, Calif.

= CAC Tournament

1994-95 (4-23)

11/18	vs. Fort Lewis!	76-79
11/19	vs. Concorida (Calif.)!	74-90
11/21	Bethany	75-56
11/25	at West Texas A&M	68-87
11/26	vs. Eastern New Mexico@	52-67
11/29	at Colorado College	77-79
12/2	vs. California-Davis#	63-66
12/3	vs. Michigan Tech#	63-69
12/6	Colorado Mesa	56-62
12/28	at Colorado Mesa	63-78
12/29	vs. Montana Tech\$	75-72 (OT)
12/30	vs. Rockford\$	75-65
1/3	at Colorado Mines	49-64
1/5	West Texas A&M	45-59
1/11	at Southern Utah	58-72
1/14	at MSU Denver	72-88
1/21	Denver	95-70
1/26	at Colorado Christian	67-81
1/28	at Colorado State-Pueblo	58-77
2/1	Regis%	56-64
2/4	MSU Denver	46-57
2/8	Colorado College	75-84
2/16	at Denver	71-80
2/18	Colorado State-Pueblo	56-64
2/23	Colorado Christian	69-70
2/25	at Regis	48-73
2/28	at Denver^	68-85

! = Pueblo, Colo.

@ = Canyon, Texas

= Golden, Colo.

\$ = Grand Junction, Colo.

% = U.S. Olympic Training Center

^ = CAC Tournament

1995-96 (5-21)

11/18	at Oklahoma Panhandle State	70-90
11/20	at West Texas A&M	69-80
11/24	Oklahoma Panhandle State	75-85
11/25	Northern Colorado	78-63
11/29	Eastern New Mexico	81-74
12/1	Cal Poly-Pomona	48-70
12/2	California-Davis	61-76
12/5	at Colorado College	68-81
12/7	at Boise State	64-78
12/12	at Air Force	52-84
12/16	at Northern Colorado	54-69
1/4	at California State-Bakersfield	67-91
1/6	at California State-Northridge	54-73
1/9	at Southern Utah	40-68
1/18	MSU Denver	65-67
1/20	Colorado Christian	60-75
1/25	at Denver	65-67 (OT)
1/27	Colorado State-Pueblo	74-75
2/1	at Regis	60-63
2/3	Colorado College	77-93
2/8	at MSU Denver	70-101
2/10	at Colorado Christian	76-79
2/15	Denver	68-85
2/17	at Colorado State-Pueblo	74-93
2/22	Regis	53-59
2/28	at MSU Denver!	73-74

! = CAC Tournament

1996-97 (2-23)

11/22	at Oklahoma Panhandle State	74-86
11/24	at Eastern New Mexico	54-82
11/29	Oklahoma Panhandle State	57-63
11/30	Eastern New Mexico	75-89
12/6	Colorado Mines	48-53 (OT)
12/7	MSU Denver!	98-105
12/14	at Chadron State	98-110
12/21	at Air Force	66-80
1/3	Fort Hays State	52-80
1/4	Nebraska-Kearney	67-97
1/10	at Colorado Christian	62-65
1/11	at Regis	61-71
1/17	Western State	66-78
1/18	Colorado Mesa	58-76
1/24	at Adams State	70-72
1/25	at Fort Lewis	62-98
1/29	at Colorado State-Pueblo	68-83
2/2	at New Mexico Highlands	71-82
2/7	Adams State	82-84 (OT)
2/8	Fort Lewis	77-104
2/11	at Denver	67-82
2/14	at Western State	72-88
2/15	at Colorado Mesa	52-77
2/19	Colorado State-Pueblo	59-68
2/22	New Mexico Highlands	86-81

! = U.S. Olympic Training Center



Ed Pipes • 1998-2003

Career Record: 62-91

Playoff Appearances: 2

Playoff Record: 0-2

1997-98 (12-16)

11/27	at Northern Colorado	69-72 (OT)
11/25	at Colorado College	108-95
11/28	Eastern New Mexico	79-67
11/29	Cameron	84-75
12/5	at Colorado Mines	82-58
12/6	at MSU Denver	81-95
12/12	Northern Colorado	68-74
12/13	Chadron State	92-89
12/30	at Air Force	74-90
1/2	at Fort Hays State	67-96
1/3	at Nebraska-Kearney	78-96
1/9	Colorado Christian	107-104
1/10	Regis	55-63
1/13	at Sterling	54-67
1/16	at Western State	76-88
1/17	at Colorado Mesa	48-50
1/23	Adams State	71-67
1/24	Fort Lewis	94-83
1/27	Colorado State-Pueblo	74-78
1/29	New Mexico Highlands	64-63
2/6	at Adams State	67-85
2/7	at Fort Lewis	82-77
2/10	Denver	80-73
2/13	Western State	73-75
2/14	Colorado Mesa	86-78
2/17	at Colorado State-Pueblo	63-87
2/21	at New Mexico Highlands	86-97
2/24	at Nebraska-Kearney!	68-96

! = RMAC Tournament

UCCS MEN'S BASKETBALL

1998-99 (10-14)

11/20	at Utah State	61-82
11/21	at Air Force	64-74
11/27	Eastern New Mexico	60-65
11/28	Northern Colorado	68-67
12/1	at Colorado State-Pueblo	66-65
12/5	at Fort Lewis	75-73
12/11	at Adams State	84-72
12/12	at New Mexico Highlands	71-68
12/18	Colorado Mesa	56-73
12/19	Western State	91-67
1/8	at Colorado Mines	62-60
1/9	at MSU Denver	50-74
1/15	Regis	61-81
1/16	Chadron State	70-73
1/20	Colorado College	74-55
1/23	at Colorado Christian	74-58
1/29	Fort Hays State	73-87
1/30	Nebraska-Kearney	66-71
2/2	Colorado State-Pueblo	66-71
2/6	Fort Lewis	72-73
2/12	Adams State	63-65
2/13	New Mexico Highlands	89-72
2/19	at Western State	89-104 (OT)
2/20	at Colorado Mesa	57-91

1999-2000 (10-16)

11/20	at Murray State	63-90
11/22	at Kentucky Wesleyan	62-94
11/29	at Montana State-Billings	98-110
12/7	Colorado State-Pueblo	67-97
12/11	Fort Lewis	104-94 (2OT)
12/13	at Colorado College	72-62
12/19	at Colorado Mesa	69-74 (OT)
12/20	at Western State	81-77
12/28	vs. Northern Colorado!	84-94
12/29	vs. Rocky Mountain!	93-89
1/7	Adams State	64-55
1/8	New Mexico Highlands	72-80
1/14	Colorado Mines	75-70
1/15	MSU Denver	96-103 (OT)
1/20	at Regis	66-81
1/22	at Chadron State	74-99
1/29	Colorado Christian	84-87
2/4	at Fort Hays State	80-83
2/5	at Nebraska-Kearney	88-91
2/8	at Colorado State-Pueblo	68-86
2/10	Colorado College	83-60
2/12	at Fort Lewis	71-95
2/18	at Adams State	61-58
2/19	at New Mexico Highlands	71-66
2/25	Western State	118-123 (4OT)
2/26	Colorado Mesa	77-84

! = Denver, Colo.

2000-01 (15-10)

11/17	at Northwest Missouri State	74-87
11/18	vs. Missouri Western!	71-89
11/25	at Utah State	61-68
11/28	at Murray State	73-80
12/6	at Colorado College	80-67
12/8	Nebraska-Kearney	82-78
12/9	Fort Hays State	78-88
12/17	at Regis	67-55
12/18	at Colorado Christian	70-69
1/5	Chadron State	88-65
1/6	Colorado Mines	62-65
1/12	at MSU Denver	52-82
1/19	Colorado Mesa	59-73
1/20	Western State	80-77
1/25	at New Mexico Highlands	79-67
1/27	at Fort Lewis	85-88
1/30	at Colorado State-Pueblo	66-72
2/3	at Adams State	73-70
2/6	Colorado College	73-48
2/9	at Colorado Mesa	75-73
2/10	at Western State	68-56
2/16	New Mexico Highlands	92-71
2/17	Fort Lewis	91-72
2/20	Colorado State-Pueblo	75-72
2/23	Adams State	83-70
2/27	at MSU Denver@	85-100

! = Maryville, Mo.

@ = RMAC Shootout

2001-02 (9-17)

11/16	vs. Minnesota, Duluth!	74-66
11/17	vs. Caldwell!	53-59
11/19	at Murray State	44-109
11/28	Colorado College	75-66
12/7	at Nebraska-Kearney	63-84
12/8	at Fort Hays State	48-71
12/15	Colorado Christian	69-65
12/16	Regis	69-64
12/27	at California State-Bakersfield	51-60
12/28	vs. Spring Hill@	46-64
1/3	at Chadron State	62-70
1/5	at Colorado Mines	74-70
1/12	MSU Denver	52-81
1/17	at Western State	67-61
1/18	at Colorado Mesa	65-80
1/25	Fort Lewis	73-84
1/26	New Mexico Highlands	79-84
1/29	Colorado State-Pueblo	54-73
2/1	Adams State	66-73
2/5	at Colorado College	52-72
2/8	Western State	76-74
2/9	Colorado Mesa	65-57
2/14	at Fort Lewis	69-104
2/16	at New Mexico Highlands	74-80
2/19	at Colorado State-Pueblo	60-78
2/23	at Adams State	82-71

! = Pueblo, Colo.

@ = Bakersfield, Calif.

2002-03 (6-19)

11/23	vs. Colorado Christian!	62-65
11/23	vs. Peru State!	64-87
11/29	at California State-Bakersfield	66-93
12/10	at Colorado College	75-78
12/13	at Colorado Christian	77-102
12/14	at Colorado Mines	72-90
1/3	MSU Denver	50-74
1/4	Chadron State	92-97
1/11	at Regis	57-80
1/17	Nebraska-Kearney	80-96
1/18	Fort Hays State	50-92
1/21	Western State	80-78
1/24	at Colorado Mesa	53-61
1/31	at Fort Lewis	84-105
2/1	at Adams State	61-63
2/7	New Mexico Highlands	93-76
2/8	Colorado State-Pueblo	62-66
2/10	at New Mexico State	66-89
2/14	Fort Lewis	77-81
2/15	Adams State	67-74
2/18	Colorado College	69-67
2/21	at Colorado State-Pueblo	62-68
2/22	at New Mexico Highlands	89-87
2/25	at Western State	84-78
3/1	Colorado Mesa	67-72

! = Pueblo, Colo.



Marty Fletcher • 2004
Career Record: 5-22

2003-04 (5-22)

11/21	at Pittsburg State	55-73
11/22	vs. Missouri Southern!	47-88
12/4	MSU Denver	43-101
12/9	Colorado College	67-70
12/12	Colorado Christian	60-96
12/13	Colorado Mines	55-56
12/29	at Colorado Christian	68-88
1/1	at MSU Denver	66-98
1/3	at Chadron State	76-73
1/6	at Northern Colorado	68-64
1/10	Regis	47-71
1/16	at Nebraska-Kearney	50-100
1/17	at Fort Hays State	58-78
1/20	at Western State	71-66
1/24	Colorado Mines	59-74
1/27	at Colorado College	62-70
1/30	Fort Lewis	62-86
1/31	Adams State	65-76
2/6	at New Mexico Highlands	58-66
2/7	at Colorado State-Pueblo	55-63
2/13	at Fort Lewis	65-92
2/14	at Adams State	68-95
2/17	at Johnson & Wales	82-85
2/20	Colorado State-Pueblo	60-63
2/21	New Mexico Highlands	82-77
2/24	Western State	82-70
2/27	at Colorado Mesa	63-102

! = Pittsburg, Kan.



Lance Hammond • 2005-06
Career Record: 2-38

2004-05 (1-26)

11/20	at Nevada	33-88
11/21	vs. Southern Mississippi!	61-75
11/26	at MSU Denver	74-106
11/27	at Regis	45-73
12/3	at Colorado College	75-90
12/9	at Fort Hays State	51-81
12/11	at Chadron State	74-103
12/18	at MSU Denver	62-97
12/20	at Regis	57-88
12/29	Colorado Christian	78-96
1/7	at Colorado Mines	72-106
1/8	at Colorado Christian	70-100
1/14	Nebraska-Kearney	68-102
1/21	at Colorado Mesa	81-96
1/22	at Western State	75-79
1/25	at New Mexico Highlands	73-80
1/29	vs. Colorado State-Pueblo@	70-80
2/1	Colorado College	82-84
2/3	Adams State	69-89
2/5	Fort Lewis	85-109
2/8	New Mexico Highlands	77-107
2/10	at Colorado State-Pueblo	59-89
2/14	at Northern Colorado	67-110
2/18	at Fort Lewis	70-90
2/19	at Adams State	68-93
2/25	Western State	69-68
2/26	Colorado Mesa	66-87

! = Reno, Nev.

@ = U.S. Olympic Training Center

2005-06 (5-22)

11/15	at Grand Canyon	74-104
11/19	at Air Force	45-77
11/30	Grand Canyon	68-100
12/5	at Wyoming	67-105
12/8	Chadron State	65-59
12/10	Fort Hays State	59-86
12/16	at Regis	78-84
12/17	at MSU Denver	50-82
12/28	at Colorado State	80-106
12/30	at Colorado Christian	76-77
1/2	at Northern Colorado	66-90
1/5	Colorado Christian	82-96
1/7	Colorado Mines	67-96



Steve Kirkham • 2006
Career Record: 1-1

1/11	at Colorado College	74-60
1/14	at Nebraska-Kearney	76-94

GOMOUNTAINLIONS.COM



Doug Schakel • 2006
Career Record: 3-9

1/20	Western State	60-73
1/21	Colorado Mesa	46-69
1/24	New Mexico Highlands	79-89
1/27	at Colorado State-Pueblo	43-68
2/3	at Fort Lewis	76-114
2/4	at Adams State	58-80
2/7	at New Mexico Highlands	69-63
2/11	Colorado State-Pueblo	70-60
2/16	Adams State	59-68
2/18	Fort Lewis	82-81 (OT)
2/23	at Colorado Mesa	56-68
2/24	at Western State	56-66



Russ Caton • 2007-12
Career Record: 52-83
Playoff Appearances: 3
Playoff Record: 0-3

2006-07 (16-12)

11/17	at Northern Colorado	96-91
11/24	vs. Carroll!	105-86
11/25	vs. Menlo!	85-68
12/1	vs. Minnesota State@	71-74
12/2	vs. Oklahoma Panhandle State@	95-71
12/8	at Colorado State-Pueblo	87-76 (OT)
12/9	at Adams State	76-89
12/12	Colorado College	85-77
12/16	Western State	84-71
12/30	Colorado State-Pueblo	107-100 (OT)
1/4	at Western New Mexico	65-89
1/6	at New Mexico Highlands	78-77
1/12	Fort Lewis	89-87
1/13	Colorado Mesa	98-87
1/18	at Chadron State	90-85
1/20	at Nebraska-Kearney	54-85
1/23	at Colorado College	94-69
1/26	Colorado College	93-80
1/27	MSU Denver	82-87
1/30	Regis	65-71
2/2	at Colorado Mines	75-88
2/9	at MSU Denver	67-83
2/10	at Colorado Christian	69-81
2/13	at Regis	75-78
2/17	Colorado Mines	74-76
2/23	Nebraska-Kearney	89-81
2/24	Chadron State	70-66
2/28	at Adams State#	83-98

! = Colorado Springs, Colo. (Colorado College)

@ = Gunnison, Colo.

= RMAC Shootout

2007-08 (10-17)

11/16	vs. West Texas A&M!	78-80
11/17	vs. North Dakota!	99-91 (OT)
11/23	Oklahoma Panhandle	88-81
11/24	Colorado College	78-68
11/30	at Southern Utah	79-78
12/1	at Dixie State	83-107
12/7	Adams State	55-71
12/8	Colorado State-Pueblo@	72-65 (OT)
12/14	at Western State	66-70
12/19	at Colorado State-Pueblo	66-69
12/29	at Southwestern Oklahoma	74-93
1/4	New Mexico Highlands	85-58
1/5	Western New Mexico	73-83
1/11	at Colorado Mesa	66-92
1/12	at Fort Lewis	55-82
1/18	Nebraska-Kearney	73-79
1/19	Chadron State	76-80
1/25	at MSU Denver	58-71
1/26	at Colorado Christian	81-74
1/29	at Regis	63-79
2/2	Colorado Mines	72-79
2/8	Colorado Christian	64-85
2/9	MSU Denver	80-109
2/12	Regis	90-86
2/15	Colorado Mines	99-90
2/21	at Chadron State	89-68
2/23	at Nebraska-Kearney	94-106

! = Alamosa, Colo.

@ = U.S. Olympic Training Center

2008-09 (10-18)

11/15	Southwestern Oklahoma	85-94
11/22	at Air Force	65-86
11/23	vs. Texas Pan-American!	78-87
11/28	at Chico State	67-77
11/29	vs. Humboldt State@	91-98
12/5	vs. Central Washington#	74-93
12/6	at Northwest Nazarene	73-87
12/13	at Western New Mexico	102-97
12/19	Colorado State-Pueblo	91-83
12/20	New Mexico Highlands	108-114
1/3	at Colorado State-Pueblo	57-79
1/9	at Fort Lewis	75-94
1/10	at Adams State	88-77
1/16	Colorado Mesa	90-79
1/17	Western State	105-110 (OT)
1/23	at MSU Denver	81-92
1/24	at Regis	81-98
1/30	Nebraska-Kearney	81-73
1/31	Chadron State	80-77 (OT)
2/6	Colorado Mines	76-75
2/7	Colorado Christian	63-60
2/13	at Chadron State	71-67
2/14	at Nebraska-Kearney	75-84
2/20	at Colorado Christian	75-82
2/21	at Colorado Mines	65-93
2/27	Regis	92-91
2/28	MSU Denver	76-86
3/3	at MSU Denver\$	78-84

! = U.S. Air Force Academy, Colo.

@ = Chico, Calif.

= Nampa, Idaho

\$ = RMAC Shootout

UCCS MEN'S BASKETBALL

2009-10 (11-17)

11/20	Colorado College	72-78
11/21	Black Hills State	76-87
11/27	at Northwest Nazarene	60-81
11/28	vs. Central Washington!	83-113
12/2	at Johnson & Wales	64-71
12/5	Western New Mexico	96-85
12/11	at New Mexico Highlands	82-98
12/12	at Colorado State-Pueblo	72-79
12/18	Colorado State-Pueblo	96-88
12/29	at Black Hills State	70-93
12/30	vs. South Dakota Mines@	76-67
1/8	Fort Lewis	62-65
1/9	Adams State	76-66
1/15	at Western State	72-64
1/16	at Colorado Mesa	71-81
1/22	Regis	82-79 (OT)
1/23	MSU Denver	68-81
1/28	at Chadron State	62-79
1/30	at Nebraska-Kearney	68-63
2/5	at Colorado Christian	58-70
2/6	at Colorado Mines	71-91
2/12	Nebraska-Kearney	82-74
2/13	Chadron State	66-57
2/19	Colorado Mines	56-67
2/20	Colorado Christian	70-64
2/26	at MSU Denver	65-87
2/27	at Regis	73-70
3/2	at MSU Denver#	62-85

! = Nampa, Idaho
 @ = Spearfish, S.D.
 # = RMAC Shootout

2010-11 (9-17)

11/19	vs. Northwest Nazarene!	65-76
11/20	vs. Eastern New Mexico!	80-76 (OT)
11/24	at Oklahoma Panhandle State	68-79
11/27	Bethany	93-90
12/3	Fort Lewis	65-78
12/4	Adams State	82-89
12/10	Colorado Mines	58-62
12/11	Colorado Christian	80-67
12/17	at New Mexico Highlands	69-94
12/18	at Western New Mexico	72-70
1/3	Colorado State-Pueblo	66-70
1/7	Western State	48-51
1/8	Colorado Mesa	57-65
1/14	at Regis	66-67
1/15	at MSU Denver	39-77
1/21	at Nebraska-Kearney	85-68
1/22	at Chadron State	74-69
1/28	Western New Mexico	82-85
1/29	New Mexico Highlands	84-90
2/5	at Colorado State-Pueblo	89-87 (OT)
2/11	at Adams State	69-83
2/12	at Fort Lewis	55-73
2/18	Chadron State	82-73
2/19	Nebraska-Kearney	79-82
2/25	at Colorado Christian	71-69
2/26	at Colorado Mines	64-97

! = Durango, Colo.

2011-12 (8-20)

11/11	Winona State	86-97
11/12	Bemidji State	69-77
11/18	Oklahoma Panhandle State	91-77
11/19	Wayne State (Neb.)	61-67
11/25	vs. Carroll!	63-73
11/26	at Westminster	45-70
12/2	at Fort Lewis	73-84
12/3	at Adams State	65-69
12/9	at Colorado Mines	57-86
12/10	at Colorado Christian	105-66
12/16	New Mexico Highlands	88-87
12/17	Western New Mexico	71-63
12/31	at Colorado State-Pueblo	85-84
1/6	at Western State	66-62
1/7	at Colorado Mesa	50-75
1/13	Regis	82-60
1/14	MSU Denver	78-89
1/20	Nebraska-Kearney	63-93
1/21	Chadron State	73-78
1/27	at Western New Mexico	66-72
1/28	at New Mexico Highlands	71-88
2/4	Colorado State-Pueblo	71-76
2/10	Adams State	74-89
2/11	Fort Lewis	60-66
2/17	at Chadron State	69-76
2/18	at Nebraska-Kearney	78-87
2/24	Colorado Christian	73-65
2/25	Colorado Mines	52-88

! = Salt Lake City, Utah



Jeff Culver • 2013-Present

Career Record: 186-150 (.553)
 RMAC Playoff Appearances: 8
 RMAC Tournament Championships: 1
 RMAC Tournament Record: 6-8
 NCAA Tournament Appearances: 2
 NCAA Tournament Record: 1-2

2012-13 (5-21)

11/16	vs. Bemidji State!	49-76
11/17	at Winona State	57-66
11/23	at Chico State	44-68
11/24	vs. San Francisco State@	66-69
11/30	Fort Lewis	69-72
12/1	Adams State	65-67
12/7	MSU Denver	54-79
12/8	Regis	67-77
12/14	at New Mexico Highlands	71-77
12/15	at Western New Mexico	84-80
1/5	vs. Colorado State-Pueblo#	83-85
1/11	Western State	78-66
1/12	Colorado Mesa	60-84
1/18	at Colorado Mines	66-82
1/19	at Colorado Christian	68-80
1/25	at Black Hills State	69-75
1/26	at Chadron State	92-73
2/1	Western New Mexico	80-81
2/2	New Mexico Highlands	88-73
2/9	at Colorado State-Pueblo	72-81
2/15	at Adams State	64-78
2/16	at Fort Lewis	66-83
2/22	Chadron State	69-62
2/23	Black Hills State	62-65
3/1	at Regis	79-80
3/2	at MSU Denver	80-98

! = Winona, Minn.

@ = Chico, Calif.

= Colorado Springs City Auditorium

2013-14 (21-9)

11/12	Johnson & Wales	90-54
11/16	Oklahoma Panhandles	87-71
11/22	vs. College of Idaho!	74-78
11/23	at Northwest Nazarene!	95-70
12/6	at Fort Lewis	75-87
12/7	at Adams State	97-93
12/13	at MSU Denver	59-95
12/14	at Regis	90-78
12/20	New Mexico Highlands	92-75
12/21	Western New Mexico	82-66
1/4	at Colorado State-Pueblo	101-93
1/9	at Western State	91-66
1/10	at Colorado Mesa	82-83
1/17	Colorado Mines	54-77
1/18	Colorado Christian	100-110
1/24	Black Hills State	81-52
1/25	Chadron State	92-82
1/31	at Western New Mexico	81-61
2/1	at New Mexico Highlands	92-88
2/8	vs. Colorado State-Pueblo	84-75
2/14	Adams State	94-91
2/15	Fort Lewis	76-74
2/21	at Chadron State	90-84
2/22	at Black Hills State	100-88 (OT)
2/28	Regis	76-73
3/1	MSU Denver	77-83
3/4	Adams State@	87-85
3/7	vs. Colorado Mines@	75-70
3/8	at MSU Denver@	71-77
3/15	at MSU Denver#	72-76

! = Nampa, Idaho

@ = RMAC Shootout

= NCAA Tournament

UCCS MEN'S BASKETBALL

2014-15 (27-6)

11/14	vs. Arkansas-Fort Smith!	91-89 (OT)
11/15	vs. Rogers State!	75-60
11/21	Northern New Mexico	98-52
11/25	at Oklahoma Panhandle State	93-82
12/1	Johnson & Wales	112-55
12/5	Fort Lewis	85-78
12/6	Adams State	99-82
12/12	#7 MSU Denver	69-66
12/13	Regis	94-53
12/19	at New Mexico Highlands	99-71
12/20	at Western New Mexico	93-73
1/3	Colorado State-Pueblo	101-81
1/9	vs. Western State@	86-72
1/10	Colorado Mesa	92-100
1/16	at #8 Colorado Mines	73-82
1/17	at Colorado Christian	80-64
1/23	at Black Hills State	78-77
1/24	at Chadron State	96-75
1/30	Western New Mexico	103-91
1/31	New Mexico Highlands	104-96
2/7	at Colorado State-Pueblo	63-67
2/13	at Adams State	75-88
2/14	at Fort Lewis	90-75
2/20	Chadron State	86-80
2/21	Black Hills State	77-67
2/27	at Regis	76-57
2/28	at #14 MSU Denver	72-73
3/3	Colorado Mesa#	82-71
3/6	vs. Adams State#	94-86
3/7	at #12 MSU Denver#	82-65
3/14	vs. #13 Colorado Mines\$	90-87
3/15	at #7 Tarleton State\$	62-84

! = South Central Region Crossover - Denver, Colo.

@ = Downtown Classic - City Auditorium

= RMAC Tournament

\$ = NCAA Tournament

2015-16 (17-13)

10/30	vs. #15 Western Washington!	84-95
10/31	vs. #9 Minnesota State-Moorhead!	71-86
11/1	vs. Alaska-Anchorage!	79-70
11/13	at #2 Tarleton State@	66-75
11/14	vs. Angelo State@	92-106
11/28	Ottawa	77-68
11/30	Sterling	91-79
12/5	at MSU Denver	66-69
12/11	at Colorado Mesa	82-62
12/12	at Westminster	81-68
12/18	Regis	84-75
12/19	Chadron State	86-63
1/1	at #20 Fort Lewis	84-90
1/2	at Adams State	75-79
1/8	Westminster	93-97
1/9	Colorado Mesa	86-82
1/15	Colorado Mines	84-90
1/16	Colorado Christian	81-73
1/23	at South Dakota Mines	70-67
1/24	at Black Hills State	93-66
1/29	Western New Mexico	95-73
1/30	New Mexico Highlands	94-85
2/5	at Colorado State-Pueblo	91-98 (OT)
2/6	at Western State	89-75
2/12	at Chadron State	100-69
2/13	at Regis	104-94
2/19	Black Hills State	80-91
2/20	South Dakota Mines	70-83
2/26	MSU Denver	94-92
3/1	at MSU Denver#	77-82

! = Disney Tip-Off Classic

@ = Texan Tip-Off Classic - Stephenville, Texas

= RMAC Tournament

2016-17 (12-16)

11/11	vs. Tex. Permian Basin@	86-93
11/12	at Tarleton State@	64-73
11/18	at CSU-Pueblo	61-83
11/23	at Nebraska-Kearney	91-92
11/28	Colorado College	74-63
12/02	Black Hills State	78-57
12/03	South Dakota Mines	66-64
12/09	at Chadron State	71-75 (OT)
12/10	at Regis University	74-82
12/16	Colorado Christian	97-104
12/17	Colorado Mines	60-81
12/30	Western State	82-65
1/6	Adams State	94-81
1/7	Fort Lewis	79-83
1/13	at New Mexico Highlands	98-88
1/14	at CSU-Pueblo	74-104
1/20	at Western State	91-89
1/21	at Colorado Mesa	75-80
1/24	MSU Denver	92-82
1/27	Westminster	75-80
2/3	at South Dakota Mines	95-85 (OT)
2/4	at Black Hills State	79-77 (OT)
2/10	Regis	75-87
2/11	Chadron State	74-73
2/18	at MSU Denver	59-65
2/24	at Colorado Mines	63-79
2/25	at Colorado Christian	79-68
2/28	at Fort Lewis#	85-92

@ = Texan Tip-Off Classic - Stephenville, Texas

= RMAC Tournament

2017-18 (15-14)

11/10	vs. Angelo State@	74-86
11/11	at Tarleton State@	103-100 (2OT)
11/13	Johnson & Wales	95-68
11/17	Nebraska-Kearney	81-94
11/21	CSU-Pueblo	88-100
11/27	Northern New Mexico	98-73
12/1	at Black Hills State	66-77
12/2	at South Dakota Mines	63-80
12/8	Chadron State	69-63
12/9	Regis	66-70
12/16	at Colorado Christian	87-97
12/17	at Colo. Sch. of Mines	77-79
12/30	at Western	72-77
1/5	at Adams State	83-81
1/6	at Fort Lewis	76-85
1/12	New Mexico Highlands	74-66
1/13	CSU-Pueblo	71-81
1/19	Western State	105-100 (OT)
1/20	Colorado Mesa	90-68
1/23	at MSU Denver	84-72
1/27	at Westminster	67-61
2/2	South Dakota Mines	71-83
2/3	Black Hills State	82-64
2/9	at Regis	88-93
2/10	at Chadron State	74-70
2/17	MSU Denver	88-81
2/23	Colorado Mines	81-70
2/24	Colorado CHRISTIAN	118-81
2/27	at Colorado Mines#	83-95

@ = Texan Tip-Off Classic - Stephenville, Texas

= RMAC Tournament

UCCS MEN'S BASKETBALL

2018-19 (17-12)

11/9	at Tarleton St.	87-77
11/10	vs. Angelo St.	74-84
11/17	at Nebraska-Kearney	73-83
11/18	at Fort Hays State	51-67
11/26	Colorado College	106-64
12/1	Colorado Mines	82-87
12/7	at Colorado Mesa	79-89
12/8	at Western Colorado	103-94
12/15	Regis	84-80
12/16	Colorado Christian	73-70
12/17	Northern New Mexico	99-82
1/4	Dixie State	77-74
1/5	Westminster	82-74
1/11	at Fort Lewis	100-99
1/12	at Adams State	83-80
1/18	Black Hills State	73-72
1/19	South Dakota Mines	79-78
1/25	at Chadron St.	75-90
1/26	at MSU Denver	81-93
2/1	at N.M. Highlands	86-119
2/2	at CSU-Pueblo	78-86
2/8	MSU Denver	71-70
2/9	Chadron State	97-87
2/15	CSU-Pueblo	97-84
2/16	New Mexico Highlands	94-83
2/22	at South Dakota Mines	74-73
2/23	at Black Hills State	76-79
3/1	at Colorado Mines	80-81
3/5	at Regis#	78-80

@ = South Central Region Crossover - Stephenville, Texas

= RMAC Tournament

2019-20 (17-11)

11/08	Midwestern State	69-61
11/09	Cameron	90-62
11/16	Nebraska-Kearney	76-70
11/17	Fort Hays State	68-75
11/30	at Colorado Mines	82-77
12/06	Colorado Mesa	72-75
12/07	Western Colorado	69-50
12/13	at Regis	77-64
12/14	at Colorado Christian	77-79
12/20	Northern New Mexico	63-47
01/03	at Dixie State	61-75
01/04	at Westminster	63-53
01/10	Fort Lewis	80-70
01/11	Adams State	92-85
01/17	at Black Hills St.	64-66
01/18	at South Dakota Mines	49-71
01/24	Chadron State	89-79
01/25	MSU Denver	59-66
01/31	N.M. Highlands	95-85
02/01	Colorado State-Pueblo	86-72
02/07	at MSU Denver	70-47
02/08	at Chadron St.	75-62
02/14	at CSU-Pueblo	58-74
02/15	at N.M. Highlands	86-98
02/21	South Dakota Mines	74-62
02/22	Black Hills State	73-61
02/28	Colorado Mines	57-74
03/03	at Colorado Mesa#	66-69

= RMAC Tournament

2020-21 (7-9)

12/05	Adams State	
12/10	Colorado State-Pueblo	
12/12	at Colo. School of Mines	
01/04	at Colorado Mesa	
01/16	at Colorado St.-Pueblo	
01/21	at MSU Denver	
01/26	Regis	
01/29	South Dakota Mines	
02/01	Black Hills State	
02/04	Western Colorado	
02/06	Fort Lewis	
02/08	at Adams St.	
02/12	at Black Hills St.	
02/18	Colorado Christian	
02/23	at Colo. Christian	
02/26	at South Dakota Mines	

2021-22 (21-9)

11/12	at Midwestern State	
11/13	at Cameron	
11/21	Maine-Fort Kent	
11/24	SAGU American Indian	
11/26	Kansas Christian	
11/27	Texas A&M International	
12/3	at Colorado State Pueblo	
12/4	at Adams State	
12/11	Colorado School of Mines	
12/18	at Chadron State	
12/19	at Black Hills State	
12/31	Colorado Mesa	
1/1	Westminster	
1/8	at Regis	
1/15	Colorado State Pueblo	
1/17	Adams State	
1/21	MSU Denver	
1/22	Colorado Christian	
1/25	at N.M. Highlands	
1/29	at South Dakota Mines	
2/4	at Western Colorado	
2/5	at Fort Lewis	
2/11	Black Hills State	
2/12	Chadron State	
2/18	at Colorado Christian	95-90 (OT)
2/19	at MSU Denver	
2/22	N.M. Highlands	
2/24	South Dakota Mines	
3/1	Colorado School of Mines#	
3/4	at Black Hills State#	

= RMAC Tournament

2022-23 (15-14)

11/11	Cameron	92-77
11/12	Midwestern State	72-68
11/18	vs. Bacone College	120-69
11/19	vs. Spurgeon College	102-67
11/23	at Hawaii at Hilo	77-72
11/25	vs. #8 Central Oklahoma	40-83
11/26	at Hawaii Pacific	71-56
12/2	at South Dakota Mines	74-71
12/3	at #6 Black Hills State	79-87
12/9	Colorado Mesa	70-86
12/10	Westminster	82-66
12/16	Colorado Christian	92-86
12/31	at Western Colorado	79-63
1/3	Chadron State	91-63
1/6	at #15 Fort Lewis	69-77
1/7	at Adams State	91-79
1/13	MSU Denver	80-73
1/14	#6 Colorado School of Mines	66-85
1/20	at Chadron State	56-78
1/21	at Colorado Christian	64-74
1/27	N.M. Highlands	94-99
2/3	at Westminster	80-92
2/4	at #22 Colorado Mesa	63-83
2/10	#3 Black Hills State	69-100
2/11	South Dakota Mines	67-78
2/14	Regis	67-89
2/17	Western Colorado	90-66
2/24	at Colorado State Pueblo	70-40
2/25	at N.M. Highlands	57-64

2023-24 (12-16)

11/10	at Cameron	67-65
11/11	at Midwestern State	75-93
11/16	Northern N.M.	69-64
11/18	Colorado School of Mines	64-66
11/24	vs. Navajo Technical	101-71
11/25	vs. Justice College	74-68
12/1	South Dakota Mines	68-70
12/2	Black Hills State	56-67
12/8	at #15 Colorado Mesa	62-70
12/9	at Westminster	61-53
12/16	at Colorado Christian	76-80
12/17	at Chadron State	84-91
1/2	at Regis	62-88
1/6	Western Colorado	83-60
1/12	#9 Fort Lewis	79-70
1/13	Adams State	77-62
1/19	at MSU Denver	72-68
1/20	at #16 Colorado School of Mines	59-71
1/26	Chadron State	86-93
1/27	Colorado Christian	81-69
2/2	at N.M. Highlands	87-98
2/9	Westminster	81-76
2/10	#10 Colorado Mesa	72-92
2/16	at Black Hills State	73-82
2/17	at South Dakota Mines	79-83
2/24	at Western Colorado	82-84 (OT)
3/1	Colorado State Pueblo	69-92
3/2	N.M. Highlands	96-80

All-Time Series

Adams State (24-32)		11/21/98	A	64-74	2/10/23	H	69-100	2/18/11	H	82-73	
1/5/89	A	60-87	11/19/05	A	45-77	12/2/23	H	56-67	1/21/12	H	73-78
2/14/89	H	57-60	11/22/08	A	65-86	2/16/24	A	73-82	2/17/12	A	69-76
11/29/89	H	58-48							1/26/13	A	92-73
2/22/90	A	62-66	Alaska-Anchorage (1-2)			Boise State (0-1)			2/22/13	H	69-62
12/4/90	H	54-93	12/7/92	A	52-115	12/7/95	A	64-78	1/25/14	H	92-82
1/4/92	A	35-82	12/8/92	A	62-95				2/21/14	A	90-84
1/2/93	H	52-91	11/1/15	N	79-70	Caldwell (0-1)			1/24/15	A	96-75
1/5/93	A	62-106				11/17/01	N	53-59	2/20/15	H	86-80
1/24/97	A	70-72	Alaska-Fairbanks (0-2)						12/19/15	H	86-63
2/7/97	H	82-84 (OT)	12/4/92	A	67-89	California-Davis (0-2)			2/12/16	A	100-69
1/23/98	H	71-67	12/5/92	A	77-105	12/2/94	N	63-66	12/9/16	A	71-75 (OT)
2/6/98	A	67-85				12/2/95	H	61-76	2/11/17	H	74-73
12/11/98	A	84-72	Angelo State (0-3)						12/18/17	H	69-63
2/12/99	H	63-65	11/14/15	N	92-106	Cal Poly-Pomona (0-1)			2/10/18	A	74-70
1/7/00	H	64-55	11/10/17	N	74-86	12/1/95	H	48-70	1/25/19	A	75-90
2/18/00	A	61-58	11/10/18	N	74-84				2/9/19	H	97-87
2/3/01	A	73-70				California State-Bakersfield (0-3)			1/24/20	H	89-79
2/23/01	H	83-70	Arkansas-Fort Smith (1-0)			1/4/96	A	67-91	2/8/20	A	75-62
2/1/02	H	66-73	11/14/14	N	91-89 (OT)	12/27/01	A	51-60	12/18/21	A	66-60
2/23/02	A	82-71				11/29/02	A	66-93	2/12/22	H	87-68
2/1/03	A	61-63	Bacone College (1-0)						1/3/23	H	91-63
2/15/03	H	67-74	11/18/22	N	120-69	California State-Northridge (0-1)			1/20/23	A	56-78
1/31/04	H	65-76				1/6/96	A	54-73	12/17/23	A	84-91
2/14/04	A	68-95	Baker (0-1)						1/26/24	H	86-93
2/3/05	H	69-89	11/24/90	A	67-76	Cameron (5-0)					
2/19/05	A	68-93				11/29/97	H	84-75	Chico State (0-3)		
2/4/06	A	58-80	Bellevue (1-0)			11/9/19	H	90-62	12/28/93	A	66-70
2/16/06	H	59-68	12/29/92	N	58-49	11/13/21	A	84-66	11/28/08	A	67-77
12/9/06	A	76-89				11/11/22	H	92-77	11/23/12	A	44-68
2/28/07	A	83-98	Bemidji State (0-2)			11/10/23	A	67-65			
12/7/07	H	55-71	11/12/11	H	69-77				Christian Heritage (0-1)		
1/10/09	A	88-77	11/16/12	N	49-76	Carroll (1-1)			1/27/90	N	64-85
1/9/10	H	76-66				11/24/06	N	105-86			
12/4/10	H	82-89	Bethany (2-0)			11/25/11	N	63-73	Colorado Baptist (0-2)		
2/11/11	A	69-83	11/21/94	H	75-56				2/17/88	H	68-76
12/3/11	A	65-69	11/27/10	H	93-90	Central Oklahoma (0-1)			2/2/89	H	70-92
2/10/12	H	74-89				11/25/22	N	40-83			
12/1/12	H	65-67	Black Hills State (11-16)						Colorado Christian (24-37)		
2/15/13	A	64-78	11/21/09	H	76-87	Central Washington (0-2)			1/26/88	H	106-93
12/7/13	A	97-93	12/29/09	A	70-93	12/5/08	N	74-93	1/21/89	A	73-56
2/14/14	H	94-91	1/25/13	A	69-75	11/28/09	N	83-113	2/5/89	H	58-63
3/4/14	H	87-85	2/23/13	H	62-65				2/25/89	H	95-101
12/6/14	H	99-82	1/24/14	H	81-52	Chadron State (29-17)			1/26/91	H	95-104
2/13/15	A	75-88	2/22/14	A	100-88 (OT)	2/21/88	H	107-109	2/16/91	A	73-84
3/6/15	N	94-86	1/23/15	A	78-77	11/20/88	A	91-111	1/23/92	A	64-81
1/2/16	A	75-79	2/21/15	H	77-67	12/14/96	A	98-110	2/20/92	H	53-69
1/6/17	H	94-81	1/23/16	A	93-66	12/13/97	H	92-89	1/30/93	A	70-88
1/5/18	A	83-81	2/19/16	H	80-91	1/16/99	H	70-73	2/27/93	H	61-64
1/12/19	A	83-80	12/2/16	H	78-57	1/22/00	A	74-99	1/20/94	A	81-98
1/11/20	H	92-85	2/4/17	A	79-77 (OT)	1/5/01	H	88-65	2/17/94	H	62-65
12/5/20	H	78-85	12/1/17	A	66-77	1/3/02	A	62-70	1/26/95	A	67-81
2/8/21	A	92-80	2/3/18	H	82-64	1/4/03	H	92-97	2/23/95	H	69-70
12/4/21	A	85-78	1/18/19	H	73-72	1/3/04	A	76-73	1/20/96	H	60-75
1/17/21	H	103-65	2/23/19	A	76-79	12/11/04	A	74-103	2/10/96	A	76-79
1/7/23	A	91-79	1/17/20	A	64-66	12/8/05	H	65-59	1/10/97	A	62-65
1/13/24	H	77-62	2/22/20	H	73-61	1/18/07	A	90-85	1/9/98	H	107-104
			2/1/21	H	71-73	2/24/07	H	70-66	1/23/99	A	74-58
			2/12/21	A	78-84	1/19/08	H	76-80	1/29/00	H	84-87
Air Force (0-6)			12/19/21	A	77-92	2/21/08	A	89-68	12/18/00	A	70-69
12/12/95	A	52-84	2/11/22	H	92-63	1/31/09	H	80-77 (OT)	12/15/01	H	69-65
12/21/96	A	66-80	3/4/22	A	77-86	2/13/09	A	71-67	11/23/02	N	62-65
12/30/97	A	74-90	12/3/22	A	79-87	1/28/10	A	62-79	12/13/02	A	77-102
						2/13/10	H	66-57	12/12/03	H	60-96
						1/22/11	A	74-69			

UCCS MEN'S BASKETBALL

12/29/03	A	68-88	12/3/04	A	75-90	12/8/23	A	62-70	2/18/91	H	70-97
12/29/04	H	78-96	2/1/05	H	82-84	2/10/24	H	72-92	1/11/92	A	47-80
1/8/05	A	70-100	1/11/06	A	74-60				2/8/92	H	47-97
12/30/05	A	76-77	12/12/06	H	85-77	Colorado School of Mines (12-40)			1/14/93	A	51-84
1/5/06	H	82-96	1/23/07	A	94-69	11/26/88	H	70-88	2/11/93	H	75-78
2/10/07	A	69-81	1/26/07	H	93-80	1/10/89	A	78-106	1/8/94	A	61-87
1/26/08	A	81-74	11/24/07	H	78-68	12/5/89	A	49-66	2/5/94	H	52-66
2/8/08	H	64-85	11/20/09	H	72-78	2/11/90	H	77-84	1/28/95	A	58-77
2/7/09	H	63-60	11/22/14	H	76-55	11/27/90	A	67-75	2/18/95	H	56-64
2/20/09	A	75-82	11/28/16	H	74-63	1/16/91	H	69-78	1/27/96	H	74-75
2/5/10	A	58-70	11/26/18	H	106-64	11/29/91	H	46-63	2/17/96	A	74-93
2/20/10	H	70-64				12/11/93	H	87-77	1/29/97	A	68-83
12/11/10	H	80-67	Colorado Mesa (10-45)			1/3/95	A	49-64	2/19/97	H	59-68
2/25/11	A	71-69	11/30/88	H	76-89	12/6/96	H	48-53 (OT)	1/27/98	H	74-78
12/10/11	A	105-66	1/3/89	A	77-83	12/5/97	A	82-58	2/17/98	A	63-87
2/24/12	H	73-65	12/8/89	H	63-76	1/8/99	A	62-60	12/1/98	A	66-65
1/19/13	A	68-80	1/15/90	A	62-86	1/14/00	H	75-70	2/2/99	H	66-71
1/18/14	H	100-110	12/6/91	H	53-56	1/6/01	H	62-65	12/7/99	H	67-97
1/17/15	A	80-64	1/3/91	H	W, Forfeit	1/5/02	A	74-70	2/8/00	A	68-86
1/16/16	H	81-73	12/19/92	H	57-71	12/14/02	A	72-90	1/30/01	A	66-72
12/16/16	H	97-104	1/11/93	A	62-96	12/13/03	H	55-56	2/20/01	H	75-72
2/25/17	A	79-68	11/30/93	H	50-80	1/24/04	H	59-74	1/29/02	H	54-73
12/16/17	A	87-97	1/2/94	A	64-96	1/7/05	A	72-106	2/19/02	A	60-78
2/24/18	H	118-81	12/6/94	H	56-62	1/7/06	H	67-96	2/8/03	H	62-66
12/16/18	H	73-70	12/28/94	A	63-78	2/2/07	A	75-88	2/21/03	A	62-68
12/14/19	A	77-79	1/18/97	H	58-76	2/17/07	H	74-76	2/7/04	A	55-63
2/18/21	H	92-67	2/15/97	A	52-77	2/2/08	H	72-79	2/20/04	H	60-63
2/23/21	A	69-78	1/17/98	A	48-50	2/15/08	H	99-90	1/29/05	N	70-80
1/22/22	H	84-77	2/14/98	H	86-78	2/6/09	H	76-75	2/10/05	A	59-89
2/18/22	A	95-90 (OT)	12/18/98	H	56-73	2/21/09	A	65-93	1/27/06	A	43-68
12/16/22	H	92-86	2/20/99	A	57-91	2/6/10	A	71-91	2/11/06	H	70-60
1/21/23	A	64-74	12/19/99	A	69-74 (OT)	2/19/10	H	56-67	12/8/06	A	87-76 (OT)
12/16/23	A	76-80	2/26/00	H	77-84	12/10/10	H	58-62	12/30/06	H	107-100 (OT)
1/27/24	H	81-69	1/19/01	H	59-73	2/26/11	A	64-97	12/8/07	N	72-65 (OT)
			2/9/01	A	75-73	12/9/11	A	57-86	12/19/07	A	66-69
Colorado College (18-22)			1/18/02	A	65-80	2/25/12	H	52-88	12/19/08	H	91-83
12/9/87	A	68-103	2/9/02	H	65-57	1/18/13	A	66-82	1/3/09	A	57-79
2/2/88	H	78-101	1/24/03	A	53-61	1/17/14	H	54-77	12/12/09	A	72-79
12/7/88	H	68-72	3/1/03	H	67-72	3/7/14	N	75-70	12/18/09	H	96-88
2/8/89	A	54-56	2/27/04	A	63-102	1/16/15	A	73-82	1/3/11	H	66-70
1/18/90	H	55-57	1/21/05	A	81-96	3/14/15	N	90-87	2/5/11	A	89-87 (OT)
2/15/90	A	81-84	2/26/05	H	66-87	1/15/16	H	84-90	12/31/11	A	85-84
12/7/90	A	55-93	1/21/06	H	46-69	12/17/16	H	60-81	2/4/12	H	71-76
1/28/91	H	85-82	2/23/06	A	56-68	2/24/17	A	63-79	1/5/13	N	83-85
12/11/91	H	70-75	1/13/07	H	98-87	12/17/17	A	77-79	2/9/13	A	72-81
2/17/92	A	41-79	1/11/08	A	66-92	2/23/18	H	81-70	1/4/14	A	101-93
12/12/92	A	49-80	1/16/09	H	90-79	2/27/18	A	83-95	2/8/14	H	84-75
3/1/93	H	56-66	1/16/10	A	71-81	12/1/18	H	82-87	1/3/15	H	101-81
2/1/94	H	65-61	1/8/11	H	57-65	3/1/19	A	80-81	2/7/15	A	63-67
11/29/94	A	77-79	1/7/12	A	50-75	11/30/19	A	82-77	2/5/16	A	91-98 (OT)
2/8/95	H	75-84	1/12/13	H	60-84	2/28/20	H	57-74	11/18/16	A	61-83
12/5/95	A	68-81	1/10/14	A	82-83	12/12/20	A	54-64	1/14/17	A	74-104
2/3/96	H	77-93	1/10/15	H	92-100	12/11/21	H	70-75	11/21/17	H	88-100
11/25/97	A	108-95	3/3/15	H	82-71	3/1/22	H	74-71	1/13/18	H	71-81
1/20/99	H	74-55	12/11/15	A	82-62	1/14/23	H	66-85	2/2/19	A	78-86
12/13/99	A	72-62	1/9/16	H	86-82	11/18/23	H	64-66	2/15/19	H	97-84
2/10/00	H	83-60	1/21/17	A	75-80	1/20/24	A	59-71	2/1/20	H	86-72
12/6/00	A	80-67	1/20/18	H	90-68				2/14/20	A	58-74
2/6/01	H	73-48	12/7/18	A	79-89	Colorado State (0-1)			12/10/20	H	83-67
11/28/01	H	75-66	12/6/19	H	72-75	12/28/05	A	80-106	1/16/21	A	73-67
2/5/02	A	52-72	3/3/20	A	66-69				12/3/21	A	76-59
12/10/02	A	75-78	1/9/21	A	56-60	Colorado State-Pueblo (19-48)			1/15/22	H	67-72
2/18/03	H	69-67	12/31/21	H	71-78	12/2/88	A	47-76	2/24/23	A	70-47
12/9/03	H	67-70	12/9/22	H	70-86	11/27/89	H	56-65	3/1/21	H	69-92
1/27/04	A	62-70	2/4/23	A	63-83	2/7/91	A	55-90			

UCCS MEN'S BASKETBALL

			2/22/97	H	86-81	11/27/97	A	69-72 (OT)	Regis (16-42)		
Montana State-Billings (1-5)			1/29/98	H	64-63	12/12/97	H	68-74	11/30/87	H	45-92
12/28/90	A	53-68	2/21/98	A	86-97	11/28/98	H	68-67	1/27/89	A	34-70
12/29/90	A	58-74	12/12/98	A	71-68	12/28/99	N	84-94	2/22/89	H	89-81
12/14/91	H	65-54	2/13/99	H	89-72	1/6/04	A	68-64	2/1/90	H	58-59
11/26/93	A	60-107	1/8/00	H	72-80	2/14/05	A	67-110	2/24/90	A	56-65
12/29/93	N	73-86	2/19/00	A	71-66	1/2/06	A	66-90	1/31/91	A	63-90
11/29/99	A	98-110	1/25/01	A	79-67	11/17/06	A	96-91	2/20/91	H	55-97
			2/16/01	H	92-71				2/1/92	A	58-85
Montana Tech (1-0)			1/26/02	H	79-84	Northern New Mexico (5-0)			2/29/92	H	49-77
12/29/94	N	75-72 (OT)	2/16/02	A	74-80	11/21/14	H	98-52	2/6/93	A	64-85
			2/7/03	H	93-76	11/27/17	H	98-73	3/6/93	H	58-75
Mount Mary (0-1)			2/22/03	A	89-87	12/17/18	H	99-82	1/15/94	H	63-70
12/5/87	N	71-95	2/6/04	A	58-66	12/20/19	H	63-47	2/12/94	A	59-90
			2/21/04	H	82-77	11/16/23	H	69-64	3/1/94	A	64-76
Murray State (0-3)			1/25/05	A	73-80				2/1/95	N	56-64
11/20/99	A	63-90	2/8/05	H	77-107	North Dakota (1-0)			2/25/95	A	48-73
11/28/00	A	73-80	1/24/06	H	79-89	11/17/07	N	99-91 (OT)	2/1/96	A	60-63
11/19/01	A	44-109	2/7/06	A	69-63				2/22/96	H	53-59
			1/6/07	A	78-77	Northwest Nazarene (1-3)			1/11/97	A	61-71
National (0-1)			1/4/08	H	85-58	12/6/08	A	73-87	1/10/98	H	55-63
12/4/87	A	59-91	12/20/08	H	108-114	11/27/09	A	60-81	1/15/99	H	61-81
			12/11/09	A	82-98	11/19/10	N	65-76	1/20/00	A	66-81
Navajo Technical (1-0)			12/17/10	A	69-94	11/23/13	A	95-70	12/17/00	A	67-55
11/24/23	N	101-71	1/29/11	H	84-90				12/16/01	H	69-64
			12/16/11	H	88-87	Northwest Missouri State (0-1)			1/11/03	A	57-80
Nebraska-Kearney (7-20)			1/28/12	A	71-88	11/17/00	A	74-87	1/10/04	H	47-71
1/4/97	H	67-97	12/14/12	A	71-77				11/27/04	A	45-73
1/3/98	A	78-96	2/2/13	H	88-73	College of Notre Dame (1-0)			12/20/04	A	57-88
2/24/98	A	68-96	12/20/13	H	92-75	11/25/91	H	73-61	12/16/05	A	78-84
1/30/99	H	66-71	2/1/14	A	92-88				1/30/07	H	65-71
2/5/00	A	88-91	12/19/14	A	99-71	Oakland City (0-1)			2/13/07	A	75-78
12/8/00	H	82-78	1/31/15	H	104-96	1/7/91	A	69-83	1/29/08	A	63-79
12/7/01	A	63-84	1/30/16	H	94-85				2/12/08	H	90-86
1/17/03	H	80-96	1/13/17	A	98-88	Oklahoma Panhandle State (7-8)			1/24/09	A	81-98
1/16/04	A	50-100	1/12/18	H	74-66	11/12/88	A	71-100	2/27/09	H	92-91
1/14/05	H	68-102	2/1/19	A	86-119	1/18/91	A	68-86	1/22/10	H	82-79 (OT)
1/14/06	A	76-94	2/16/19	H	94-83	1/18/92	H	68-56	2/27/10	A	73-70
1/20/07	A	54-85	1/31/20	H	95-85	12/10/93	A	66-81	1/14/11	A	66-67
2/23/07	H	89-81	2/15/20	A	86-98	1/24/94	H	69-68	1/13/12	H	82-60
1/18/08	H	73-79	1/25/22	A	82-78	11/18/95	A	70-90	12/8/12	H	67-77
2/23/08	A	94-106	2/22/22	H	96-100	11/24/95	H	75-85	3/1/13	A	79-80
1/30/09	H	81-73	1/27/23	H	94-99	11/22/96	A	74-86	12/14/13	A	90-78
2/14/09	A	75-84	2/25/23	A	57-64	11/29/96	H	57-63	2/28/14	H	76-73
1/30/10	A	68-63	2/2/24	A	87-98	12/2/06	N	95-71	12/13/14	H	94-53
2/12/10	H	82-74	3/2/24	H	96-80	11/23/07	H	88-81	2/27/15	A	76-57
1/21/11	A	85-68				11/24/10	A	68-79	12/18/15	H	84-75
2/19/11	H	79-82	New Mexico State (0-1)			11/18/11	H	91-77	2/13/16	A	104-94
1/20/12	H	63-93	2/10/03	A	66-89	11/16/13	H	87-71	12/10/16	A	74-82
2/18/12	A	78-87				11/25/14	H	93-82	2/10/17	H	75-87
11/23/16	A	91-92	North Central Missouri (1-0)						12/9/17	H	66-70
11/17/17	H	81-94	12/3/87	N	80-78	Ottawa (2-0)			2/9/18	A	88-93
11/17/18	A	73-83				1/3/91	H	70-54	12/15/18	H	84-80
11/16/19	H	76-70	North Central State (1-0)			11/28/15	H	77-68	3/5/19	A	78-80
			11/19/88	N	69-66				12/13/20	A	77-64
Nevada (0-1)			Northern Colorado (4-9)			Peru State (0-1)			1/26/21	H	69-74
11/20/04	A	33-88	12/3/91	A	54-75	11/23/02	N	64-87	1/8/22	A	77-78
			11/23/93	A	65-75	Pittsburg State (0-2)			2/14/23	H	67-89
New Mexico Highlands (27-25)			12/3/93	H	70-82	11/21/92	N	40-76	1/2/24	A	62-88
12/9/88	H	89-96	11/25/95	H	78-63	11/21/03	A	55-73	Rockford (1-0)		
1/14/89	A	51-60	12/16/95	A	54-69				12/30/94	N	75-65
1/21/90	A	58-68				Redlands (0-1)					
11/23/91	A	60-62				1/6/90	A	64-89	Rocky Mountain (1-0)		
12/23/91	H	81-73							12/29/99	N	93-89
2/2/97	A	71-82									

All-Time Roster

A		D		Monte Hess	1995-96	Bobby Martin	2020-22
Antonio Adams	2014	Joseph Dalton	2022-24	Matt Heydman	2012	Devin Martin	2005
Jesse Adams	1996-97	Gunter Daniels	2023-Present	Stephon Hicks	2004-05	LaErrol Martin	2003
Tanner Adams	2011	Jake Darby	2012-13	Brenton Hill	2012	Xavier Martinez	2023-Present
Jeff Aitken	1996-97	Eric Davis	2007-08	Damar Hill	2010-12	Chris Mayerl	2007
Tommie Anderson	2014-15	Chris DeHart	2001	Eric Hill	2008	Jake Mayo	2004
Ryan Andrews	1995	Manoj Desai	1993-95	Willie Hinton	1999	Jordan McClung	2008-11
Josh Anfang	2008	Hans Deutsch	1991	Hocrath	1990	Frank McCollum	2008-09
Adam Apodaca	2000	Dan Deveau	2003-06	Rob Howe	2008-11	Allen McDougall	1998
Brandon Applehans	2013	Keith Dickey	1994	Luke Hristou	2009-11	Chris McGowne	2004-05
Arnold	1990	Mike Dickson	1994-96	Andre Humphrey	2002-03	Bly McGuire	2006-07
Blend Avdili	2016-20	Joe Dilwood	1999-00	Joe Hutchins	1999, 2001	Jezza McKenzie	2020-Present
		Wyatt Dolberry	2018-22			Keith McLaughlin	1993
		Trie Dysart	2012			Chris Moody	2016-17
B		E		I			
Matt Baarts	2009	Anthony Earl	2005	Jeff Isaac	2011-12	Brett Moore	1993
Noah Baca	2019-24	James Ellis	2023-Present	Justin Isom	1996	Daniel Moore	2007
Jack Bain	2001-04	Brian Erickson	2005	Jesse Iweze	2023-Present	Chris Morgan	2014-15
Nolan Baker	2012-14	Deric Evans	2000	J			
Earl Ballard	1995			David Jabedo	2021-24	Erick Morr	1990-92
Irvin Banks	1999			Joel Jackson	2002	Shawn Mueller	2006
Kendrick Barber	2011			Mike Jackson	1990, 1992	Jamie Murphy	1994-96
Jonathan Barnes	2017-18			Shane Jansen	2014-16	N	
Beane	1990			Shareef Jaudon	2022-Present	Clint Napoleon	2008
William Becker	2019-Present	Ben Feilmeier	2007-10	Chad Johnson	1997	Jason Nye	2007
Nathan Beers	2003	Kevin Fletcher	2000-03	Chris Johnson	2005-06	O	
Belser	1990	Michael Fleuck	1995-96	Tommie Johnson	2001	Reuben Owens	1998-99
Jamie Bell	1998-99	Keith Flores	2005	Brent Jones	2010-11	P	
Rudy Bell	2003	P.J. Forrest	2006	Randy Jones	2006	Jimmie Pack	2003-04
Mike Bentien	1990-92	Onorio Franco	2010	Johnnie Jones III	2019-22	Donnie Palmer	2011
Tim Billingsley	2013-15	Garrett Frick	2011	K			
Cody Blessing	2006	Jon'il Fugett	2021-23	Payton Kaiser	2019-22	Darius Pardner	2012-15
Ed Bourke	2016-20	Nic Fuller	2007-08	Keane	1990	Ben Paschall	2000
Logan Bracamonte	2022-24	Beni Fungula	2022-23	Chris Kehmeier	1994-96	Patrick Paschall	2001
Trevor Brady	2011			Chris Kelly	1995-98	Ian Patel	1993
Kyle Brouillette	1994-96			Dustin Kelver	2003	Eric Pates	1998
Jerome Brown	2001-02			Geoff Kelly	2016-22	Dalton Patten	2011, 2013-16
Andrew Bucholtz	2013-14			Adam Kemp	2005-06	Alan Paul	2011-12
C		G		Mark Kinnebrew	2000	Jim Pecic	2003-05
Aaron Cain	2007	Parker Gaddis	2019-22	Tommy Klausner	2008-10	Kyle Perkins	2007-08
Kyle Cabs	2020-24	Patrick Gallagher	2005	Tim Knecht	1999-00	Reed Peuser	2004
Jonathan Caldwell	2006-08	Lonnie Gallegos	1995	Alex Koehler	2013-15	Keegan Phillips	2021-23
Collin Campbell	2012	Paul Gardette	1998	Brandon Koopman	1999	Rod Phillips	2005
Jake Campbell	2014	Eric Gardzina	2010	Jack Krape	1997	Torrey Phillips	2005
D'Shane Cannon	2001	Gerdes	1990	Dustin Krohnfeldt	2004	Todd Pierce	1992-93
Tre Carruthers	1997-99	Jared Giammona	2008	L			
Chris Carson	1991-94	Dale Golvan	1994	Mike Lallier	1990, 1992, 1994-95	Z.J. Poirier	2003-04
Jordan Carter	2011-14	Kendall Godley	2014-16	Patrick Lanipekum	2020-21	George Pollard	2012
Randy Cavanaugh	1991-92	David Goodenberger	2003-04	Cody Lara	2009	Ethan Powell	2018-20
Roger Cavazos	1992-93, 1996	Carlos Grace	1997	Neiman Lee	2013-16	Toby Proctor	2002-03
Troy Cavil	1998	Andre Grant	1995	Adam Link	2010	Q	
Shervon Ceromain	2003	Casey Gutting	2003-04	Ryann Little	2002-03	Mark Quillen	1994
David Chandler	1997	H		Tre Lucia	2023-Present	Linus Quintana	1993
DaRaun Clark	2019-21	Tim Haas	2014-17	R			
Kyle Clark	2012-13	Todd Haberman	1998-00	Rodney Rainey	1997-98	Lawren Ramos	2001
Steven Clements	2008-09	Doug Hainley	1992	Craig Rants	1991-92	Craig Rants	1991-92
Walter Cooper	2011	Hall	1990	Jason Raskie	1994-95	Jason Raskie	1994-95
Matt Cordova	2005-06	Kirk Hallam	2003	Joshua Ray	2023-Present	Joshua Ray	2023-Present
Alijah Comithier	2019-22	Patrick Hannaway	2006-07	Titus Reed	2018-19	Titus Reed	2018-19
Jay Crawford	2015-16	Bryce Hardt	2009	Wayne Rhymes	2000-01	Wayne Rhymes	2000-01
Joell Crawford	2012-13	Levi Harris	2009-10				
Todd Crist	2006	Todd Hawker	1995				
Josef Cruz	2003-04	Dana Hawkins	1995				
		Tomaul Hawkins	2008				
		Rob Hellem	1994-96				

Scott Rhuberry	1995-97	Adrian Weatherby	1991
Chase Richards	2011	Nick Weaver	2009
Dillon Richards	2002	Alex Welsh	2013-16
Chris Riedel	2004	Zach Wheat	2005
Ben Roberts	2004-05	Derrick White	2013-15
Matt Roberts	1992	Trey White	2004-05
Neal Robinson	1990-91	TreShawn Wilford	2014-17
Elijah Ross	2016-19	Henry Williams	2000-01
Will Ross	2016-17	Jim Williams	1990-91
Kirk Ruzanski	1991	Larry Williams	1995-96

S

Hannes Saar	2023-Present	Doug Winans	1993
John Sare	1994	Bryan Winkel	2008
Joe Scott	2007	Brenen Wood	1991-92
Scheck	1990	Blake Wright	1994
Enzo Sechi	2019-20	Erik Wuthrick	2003, 2005
Jason Shea	1992-93	Gary Wyche	1994
Jason Simental	2021-22	Larry Wynn	1996-97
Patrick Simpson	2004-07		
Quincey Simpson	2000-01	Y	
Brandon Smith	1995	Bryan Yaninek	1993
Cole Smith	2009-10	Dee Yarborough	1999
Devin Smith	2021-22		
Jamal Smith	1998	Z	
Justin Smith	2016-17 - 2017-18	Jeremy Zboralski	1994
Luke Smith	2004	Abram Ziemer	2008
Alex Snyder	2009-10		
Bryan Snyder	2006-07		
Kevin Snyder	1994-95		
Jay Soneff	2005		
Jermean Sparrow	2006		
Phil Stamps	1995-96		
Jesse Stanley	2001-02		
Will Starks	2001		
Noah Stewart	2018-19		
Stewart	1990		
Mac Stodart	2021-24		
Christopher Stocks	2021-23		
Scott Sublousky	2009-10		
Phillip Summons	2005		

T

Bob Tamminga	1994
Nick Taylor	2007
Leo Thomas	2006-08
Dustin Thome	2002
David Tomlin	2004
Dylan Tyboroski	2011

U

Cam Underwood	2020-22
---------------	---------

V

Todd Vanderhamm	1994
Ryan VanPelt	2015-16 - 2017-18
Bryan VanSickle	1992-93
Justin Vorwalker	2012

W

Dalton Walker	2015-19
Scott Walkingstick	1998-00
Padiet Wang	2017-20
Daryl Ward	2009
Jayden Washington	2022-Present