

RECORD BOOK



Table of Contents

Record Book.....	3-10	Mountain Lion History	11-25
All-Time Scoring Records.....	3-4	Year-by-Year Results	12-18
All-Time Rebounding Records	5-6	All-Time Series.....	19-23
All-Time Assists Records	7-8	All-Time Roster.....	24-25
All-Time Steals Records	9-10		


All-Time Scoring Records

CAREER



1. Abby Kirchoff.....1,951
2012-15 ● Barrington, Ill.

2012	373
2013	381
2014	564
2015	633



2. Brittany Hernandez1,604
2015-17 ● Colorado Springs, Colo.

2015	541
2016	583
2017	480



3. Jennine Sauter..... 1,464
2003-06 ● Aurora, Colo.

2003	346
2004	284
2005	292
2006	542



4. B.J. McNeally 1,335
2001-04 ● Colorado Springs, Colo.

2001	253
2002	297
2003	376
2004	409



5. Stephanie Frisch.... 1,224
1997-99 ● Colorado Springs, Colo.

1997	457
1998	429
1999	338



6. Tara Newton1,221
1992-94 ● Broomfield, Colo.

1992	486
1993	400
1994	335



7. Heidi Koskovich 1,086
1999-2002 ● Colorado Springs, Colo.

1999	187
2000	274
2001	320
2002	305



8. Suzanne Hall.....1,015
1991, 93-94 ● Colorado Springs, Colo.

1991	413
1993	115
1994	487



9. Tami Rae999
1991-94 ● Parker, Colo.

1991	177
1992	306
1993	200
1994	316



10. Lauren Wolfinger....981
2010-13 ● Longmont, Colo.

2010	242
2011	334
2012	123
2013	282

SEASON

1. Abby Kirchoff	2015	633
2. Brittany Hernandez	2016	583
3. Abby Kirchoff	2014	564
4. Jennine Sauter	2006	542
5. Brittany Hernandez	2015	541
6. Suzanne Hall	1994	487
7. Tara Newton	1992	486
8. Brittany Hernandez	2017	480
9. Stephanie Frisch	1997	457
10. Corrissa Johnson	2001	446

SENIOR SEASON

1. Abby Kirchoff	2015	633
2. Jennine Sauter	2006	542
3. Brittany Hernandez	2017	480
4. Corissa Johnson	2001	446
5. Tonya Tripp	2008	438

JUNIOR SEASON

1. Brittany Hernandez	2016	583
2. Abby Kirchoff	2014	564
3. Suzanne Hall	1994	487
4. Stephanie Frisch	1998	429
5. B.J. McNeally	2003	376

SOPHOMORE SEASON

1. Brittany Hernandez	2015	541
2. Stephanie Frisch	1997	457
3. Maison White	2023	404
4. Tara Newton	1993	400
5. Abby Kirchoff	2013	381

FRESHMAN SEASON

1. Tara Newton	1992	486
2. Suzanne Hall	1991	413
3. Abby Kirchoff	2012	373
4. Jennine Sauter	2003	346
5. Karen Rants	1995	265

CAREER PER GAME (MIN. 775 POINTS - PTS-GP)

1. Stephanie Frisch	1997-99	18.6 (1,224-73)
2. Brittany Hernandez	2015-17	17.6 (1,604-91)
3. Abby Kirchoff	2012-15	16.7 (1,951-117)
4. Corrissa Johnson	2000-01	15.50 (806-52)
5. Tara Newton	1992-94	15.46 (1,221-79)
6. Suzanne Hall	1991, 93-94	13.9 (1,015-73)
7. Jennine Sauter	2003-06	13.4 (1,464-109)
8. B.J. McNeally	2001-04	12.2 (1,335-109)
9. Heidi Koskovich	1999-02	10.5 (1,086-103)
10. Nancy Hoist	2007-09	9.6 (795-83)

UCCS WOMEN'S BASKETBALL - SCORING

SEASON PER GAME

(MIN. 75% GAMES PLAYED - PTS-GP)

1.	Abby Kirchoff	2014	20.9 (564-27)
2.	Brittany Hernandez	2016	20.8 (583-28)
3.	Jennine Sauter	2006	19.4 (542-28)
4.	Abby Kirchoff	2015	19.2 (633-33)
5.	Stephanie Frisch	1997	19.0 (457-24)
6.	Tara Newton	1992	17.4 (486-28)
7.	Brittany Hernandez	2015	16.9 (541-32)
8.	Corrissa Johnson	2001	16.52 (446-27)
9.	Stephanie Frisch	1998	16.50 (429-26)
10.	Suzanne Ekeler	1994	15.7 (487-31)

GAME

1.	Abby Kirchoff vs. Regis	12/13/14	39
2.	Brittany Hernandez vs. Saint Martin's	11/28/15	37
	Amber Anderson vs. Air Force	2/22/94	37
4.	Chelsea Pearson vs. UT-P. Basin	11/9/19	35
	Abby Kirchoff vs. Western N.M.	12/21/13	35
	Jennine Sauter vs. Pittsburg State	11/18/05	35
7.	Brittany Hernandez vs. Regis	12/18/15	33
	Stephanie Frisch vs. Adams State	1/24/97	33
9.	Brittany Hernandez vs. Black Hills St.	2/19/16	32
	Amber Anderson vs. Northern St.	12/4/94	32
	Tara Newton vs. Colo. Christian	2/19/92	32

TEAM SEASON

1.	2015	2,524
2.	2017	2,318
3.	2016	2,258
4.	1994	2,127
5.	2001	1,978
6.	2012	1,977
7.	1993	1,881
8.	2009	1,873
9.	1992	1,853
10.	2008	1,850

TEAM SEASON PER GAME (PTS-GP)

1.	2015	76.5 (2,524-33)
2.	2001	73.3 (1,978-27)
3.	2016	72.8 (2,258-31)
4.	2017	70.2 (2,318-33)
5.	1993	69.7 (1,881-27)
6.	2009	69.4 (1,873-27)
7.	1995	69.0 (1,588-23)
8.	1994	68.6 (2,217-31)
9.	2013	68.0 (1,835-27)
10.	2014	67.9 (1,833-27)

TEAM GAME

1.	Oklahoma Panhandle State	11/25/11	109
2.	Fort Lewis	1/28/94	102
3.	Nebraska-Kearney	2/12/10	101
	Regis	2/27/09	101
5.	Johnson & Wales	11/24/15	100
	Chadron State	2/20/15	100
7.	New Mexico Highlands	12/14/12	96
	Oklahoma Panhandle State	11/16/12	96
9.	Lubbock Christian	11/14/14	93
10.	New Mexico Highlands	1/6/07	92
	Colorado College	12/6/00	92
	Air Force	2/22/95	92

TEAM HALF

1.	Johnson & Wales (1st)	1/11/05	62
2.	Regis (1st)	3/3/15	58
	Oklahoma Panhandle State (2nd)	11/25/11	58
4.	MSU Denver (2nd)	12/5/15	56
	Lubbock Christian (2nd)	11/14/14	56
	New Mexico Highlands (1st)	12/14/12	56
7.	Johnson & Wales (1st)	11/24/15	55
	Oklahoma Panhandle State (2nd)	11/16/12	55
9.	Chadron State (2nd)	2/11/17	54
	Nebraska-Kearney (2nd)	1/30/10	54

TEAM LARGEST MARGIN OF VICTORY

1.	Colorado Mines	1/17/94	57
2.	Johnson and Wales	12/6/04	49
	Colorado College	12/9/92	49
4.	Colorado Mines	11/21/92	47
5.	Johnson and Wales	1/11/05	44
	Colorado College	1/23/95	44
7.	McKendree	1/5/93	43
8.	New Mexico Highlands	2/22/22	42
9.	Chadron State	2/11/17	41
	Oklahoma Panhandle State	11/16/12	41

GALLOGLY EVENTS CENTER RECORDS

INDIVIDUAL POINTS

1.	Abby Kirchoff vs. Regis	12/13/14	39
2.	Brittany Hernandez vs. St. Martin's	11/28/15	37
3.	Chelsea Pearson vs. UT-P. Basin	11/9/19	35
	Abby Kirchoff vs. Western N.M.	12/21/13	35
5.	Amanda Weber, JWU vs. UCCS	11/24/15	34

TEAM POINTS

1.	UCCS vs. Nebraska-Kearney	2/12/10	101
2.	UCCS vs. Johnson & Wales	11/24/15	100
	UCCS vs. Chadron State	2/20/15	100
4.	Emporia State vs. Okla. Panhandle	11/26/10	93
	Nebraska-Kearney vs. UCCS	2/12/10	93


UCCS YEAR BY YEAR LEADERS

2023	Maison White	404
2022	Jasmine Jeffcoat	290
2021	Abby Feickert	217
2020	Abby Feickert	294
2019	Madi Gaibler	212
2018	Shanah Leaf	252
2017	Brittany Hernandez	480
2016	Brittany Hernandez	583
2015	Abby Kirchoff	633
2014	Abby Kirchoff	564
2013	Abby Kirchoff	381
2012	Abby Kirchoff	373
2011	Lauren Wolfinger	334
2010	Mallory Lowe	334
2009	Jazzmin Awa-Williams	325
2008	Tonya Tripp	438
2007	Tonya Tripp	322
2006	Jennine Sauter	542
2005	Jennie Sauter	292
2004	B.J. McNeally	409
2003	B.J. McNeally	376
2002	Susan Bocock	365
2001	Corrissa Johnson	446
2000	Corrissa Johnson	360
1999	Stephanie Frisch	338
1998	Stephanie Frisch	429
1997	Stephanie Frisch	457
1996	Jamie Dodge	346
1995	Amber Anderson	359
1994	Suzanne Ekeler	487
1993	Tara Newton	400
1992	Tara Newton	486
1991	Suzanne Ekeler	413

In career per-game statistics, games played for each student-athlete were not available in some years. In those years, the maximum number of games in that season were used to provide a career games played number for per-game statistics. Active student-athletes are not listed in career per-game records. Half statistics date back to 1995-96 season.

All-Time Rebounding Records

CAREER



1. Brittany Hernandez ..751
2015-17 ● Colorado Springs, Colo.

2015	283
2016	225
2017	243



6. Emily Jenkins584
2005, 07-08 ● Lynwood, Wash.

2005	186
2007	211
2008	187



2. Tara Newton 678
1992-94 ● Broomfield, Colo.

1992	263
1993	237
1994	178



7. Abby Kirchoff568
2012-15 ● Barrington, Ill.

2012	103
2013	132
2014	177
2015	156



3. Jennine Sauter.....661
2003-06 ● Aurora, Colo.

2003	171
2004	131
2005	123
2006	236



8. Michelle Mathiesen 554
1999-2002 ● Niwot, Colo.

1999	166
2000	174
2001	113
2002	101



4. Tori Fisher.....559
2014-17 ● Greeley, Colo.

2014	22
2015	151
2016	193
2017	233



9. Valerie Romero.....548
1991, 93-95 ● Pueblo, Colo.

1991	127
1993	80
1994	155
1995	186



5. Heidi Koskovich594
1999-2002 ● Colorado Springs, Colo.

1999	123
2000	152
2001	157
2002	162



10. Suzanne Hall540
1991, 93-94 ● Colorado Springs, Colo.

1991	67
1993	237
1994	236

SEASON

1. Brittany Hernandez	2015	283
2. Tara Newton	1992	263
3. Maison White	2023	254
4. Brittany Hernandez	2017	243
5. Tonya Tripp	2008	237
Tara Newton	1993	237
Suzanne Hall	1991	237
8. Suzanne Hall	1994	236
Jennine Sauter	2006	236
10. Tori Fisher	2017	233

SENIOR SEASON

1. Brittany Hernandez	2017	243
2. Tonya Tripp	2008	237
3. Jennine Sauter	2006	236
4. Tori Fisher	2017	233
5. Gina Seago	1996	209

JUNIOR SEASON

1. Suzanne Hall	1994	236
2. Brittany Hernandez	2016	225
3. Emily Jenkins	2007	211
4. Tori Fisher	2016	193
5. Tonya Tripp	2007	191

SOPHOMORE SEASON

1. Brittany Hernandez	2015	283
2. Maison White	2023	254
3. Tara Newton	1993	237
Suzanne Hall	1993	237
5. Emily Jenkins	2005	186

FRESHMAN SEASON

1. Tara Newton	1992	263
2. Agar Farres	2022	188
3. Mary Beth Walker	1994	172
4. Jennine Sauter	2003	171
5. Michelle Mathiesen	1999	166

CAREER PER GAME (MIN. 450 REBOUNDS - REBS-GP)

1. Tara Newton	1992-94	8.6 (678-79)
2. Brittany Hernandez	2015-17	8.25 (751-91)
3. Suzanne Hall	1991, 93-94	7.40 (540-73)
4. Emily Jenkins	2005, 07-08	7.39 (584-79)
5. Jennine Sauter	2003-06	6.1 (661-109)
6. Tori Fisher	2014-17	5.93 (599-101)
7. Nancy Hoise	2006-09	5.9 (487-83)
8. Heidi Koskovich	1999-2002	5.8 (594-103)
9. Michelle Mathiesen	1999-2002	5.28 (554-105)
10. Julie Richards	2003-06	6.26 (526-100)

UCCS WOMEN'S BASKETBALL - REBOUNDS

SEASON PER GAME

(MIN. 75% GAMES PLAYED - REBS-GP)

1.	Tara Newton	1992	9.4 (263-28)
2.	Maison White	2023	9.071 (254-28)
3.	Brittany Hernandez	2015	8.84 (283-32)
4.	Tara Newton	1993	8.78 (237-27)
5.	Suzanne Hall	1991	8.5 (237-28)
6.	Emily Jenkins	2007	8.44 (211-25)
7.	Jennine Sauter	2006	8.43 (236-28)
8.	Tonya Tripp	2008	8.2 (237-29)
9.	Valerie Romero	1995	8.1 (186-23)
10.	Gina Seago	1996	8.038 (209-26)

GAME

1.	Tori Fisher vs. Fort Lewis	1/7/17	23
2.	Brittany Hernandez vs. Pt. Loma	11/22/14	21
3.	Valerie Romero vs. Colo. College	1/23/95	20
4.	Tara Newton vs. Western State	12/31/91	19
5.	Jennine Sauter vs. Northern Colo.	1/28/06	18
6.	Sammi Gentile vs. Western N.M.	1/28/11	17
	Nancy Hoist vs. Chadron State	1/31/09	17
	Emily Jenkins vs. CSU-Pueblo	12/8/06	17
	Gina Seago vs. Colorado College	2/24/96	17
10.	Brittany Hernandez vs. Western N.M.	12/20/14	16
	Crystal Yazzie vs. Western N.M.	1/26/02	16
	Susan Bocock vs. MSU Denver	1/12/01	16
	Valerie Romero vs. Regis	2/1/95	16

TEAM SEASON

1.	2015	1,365
2.	2017	1,349
3.	2016	1,246
4.	1994	1,241
5.	2022	1,212
6.	2008	1,207
7.	2000	1,142
8.	2020	1,110
9.	1993	1,107
10.	1992	1,100

TEAM SEASON PER GAME (REBS-GP)

1.	2000	42.3 (1,142-27)
2.	2022	41.8 (1,212-29)
3.	2015	41.4 (1,365-33)
4.	1993	41.0 (1,107-27)
5.	2008	40.23 (1,207-30)
6.	2016	40.19 (1,246-31)
7.	2017	40.9 (1,349-33)
8.	1994	40.0 (1,241-31)
9.	2020	39.6 (1,110-28)
10.	1992	39.3 (1,100-28)

TEAM GAME

1.	Johnson & Wales	11/24/15	60
	Oklahoma Panhandle State	11/25/11	60
3.	Northern New Mexico	11/17/12	59
	Adams State	2/12/99	59
	New Mexico Highlands	11/18/95	59
6.	Adams State	2/18/00	58
7.	Adams State	12/6/14	57
	Chadron State	2/24/07	57
9.	Johnson & Wales	12/5/08	56
	Fort Lewis	12/11/99	56

GALLOGLY EVENTS CENTER RECORDS

INDIVIDUAL REBOUNDS

1.	Alli Volkens, Emporia St. vs. UCCS	11/17/10	19
2.	Sammi Gentile vs. Western N.M.	1/28/11	17
3.	Caresse Williams, Regis vs. UCCS	12/18/15	16
4.	Tori Fisher vs. Bemidji State	11/15/13	15
	Tae'Ior Purdy, RU vs. UCCS	1/22/10	15

TEAM REBOUNDS

1.	UCCS vs. Johnson & Wales	11/24/15	60
2.	UCCS vs. Adams State	12/6/14	57
3.	Chadron State vs. UCCS	2/13/10	56
4.	UCCS vs. Oklahoma Christian	11/13/15	55
	Emporia State vs. UCCS	11/27/10	55

UCCS YEAR BY YEAR LEADERS

2023	Maison White	254
2022	Agar Farres	188
2021	Jessica Nation	85
2020	Madi Gaibler	155
2019	Jae Ferrin	125
2018	Tatum Tellin	125
2017	Brittany Hernandez	243
2016	Brittany Hernandez	225
2015	Brittany Hernandez	283
2014	Abby Kirchoff	177
2013	Abby Kirchoff	132
2012	Sammi Gentile	139
2011	Danielle Brown	150
	Ashley Miller	150
2010	Mallory Lowe	189
2009	Nancy Hoist	194
2008	Tonya Tripp	237
2007	Emily Jenkins	211
2006	Jennine Sauter	236
2005	Emily Jenkins	186
	Julie Richards	186
2004	Meghan McGee	200
2003	Jennine Sauter	171
2002	Susan Bocock	185
2001	Corrissa Johnson	207
2000	Michelle Mathiesen	174
1999	Stephanie Frisch	169
1998	Michelle Mathiesen	166
1997	Karen Rants	149
1996	Gina Seago	209
1995	Valerie Romero	186
1994	Suzanne Ekeler	236
1993	Tara Newton	237
1992	Tara Newton	263
1991	Suzanne Ekeler	237

In career per-game statistics, games played for each student-athlete were not available in some years. In those years, the maximum number of games in that season were used to provide a career games played number for per-game statistics. Active student-athletes are not listed in career per-game records.

All-Time Assists Records

CAREER



1. B.J. McNeally 379
2001-04 ● Colorado Springs, Colo.

2001	75
2002	86
2003	105
2004	113



6. Lauren Wolfinger.....246
2010-13 ● Longmont, Colo.

2010	67
2011	68
2012	36
2013	75



2. Gabby Ramirez.....354
2013-16 ● Milliken, Colo.

2013	105
2014	59
2015	114
2016	76



7. Jamie Dodge.....223
1995-96 ● Orem, Utah

1995	105
1996	118



2. Stephanie Frisch.....354
1997-99 ● Colorado Springs, Colo.

1997	130
1998	125
1999	99



8. Angela Carter199
1993-96 ● Ordway, Colo.

1993	32
1994	88
1995	39
1996	40



4. Abby Kirchoff326
2012-15 ● Barrington, Ill.

2012	55
2013	76
2014	87
2015	108



9. Jen Vigil185
2014-17 ● Colorado Springs, Colo.

2014	0
2015	16
2016	66
2017	103



5. Janean Jubic308
2007-10 ● Pueblo West, Colo.

2007	45
2008	124
2009	96
2010	43



10. Tami Rae.....183
1991-94 ● Parker, Colo.

1991	62
1992	57
1993	42
1994	22

SEASON

1. Stephanie Frisch	1997	130
2. Stephanie Frisch	1998	125
3. Janean Jubic	2008	124
4. Maribeth Martinez	2006	120
5. Jamie Dodge	1995	118
6. Gabby Ramirez	2015	114
7. B.J. McNeally	2004	113
8. Abby Kirchoff	2015	108
9. Gabby Ramirez	2013	105
B.J. McNeally	2003	105
Jamie Dodge	1996	105

SENIOR SEASON

1. Maribeth Martinez	2006	120
2. B.J. McNeally	2004	113
3. Abby Kirchoff	2015	108
4. Jamie Dodge	1996	105
5. Jen Vigil	2017	103

JUNIOR SEASON

1. Stephanie Frisch	1998	125
2. Jamie Dodge	1995	118
3. Gabby Ramirez	2015	114
4. B.J. McNeally	2003	105
5. Lindsay Arnoldus	2005	98

SOPHOMORE SEASON

1. Stephanie Frisch	1997	130
2. Janean Jubic	2008	124
3. Angela Carter	1994	88
4. B.J. McNeally	2002	86
5. Stephanie Sauter	2006	84

FRESHMAN SEASON

1. Gabby Ramirez	2013	105
2. B.J. McNeally	2001	75
Brandi Rasic	1991	75
4. Lauren Wolfinger	2010	67
5. Tami Rae	1991	62

CAREER PER GAME (MIN. 150 ASSISTS - ASTS-GP)

1. Stephanie Frisch	1997-99	4.8 (354-73)
2. Jamie Dodge	1995-96	4.5 (223-50)
3. B.J. McNeally	2001-04	3.5 (379-109)
4. Sandra Vigil	1992-92	3.3 (157-48)
5. Gabby Ramirez	2013-16	3.0 (354-117)
6. Janean Jubic	2007-10	2.898 (313-108)
7. Theresa Dinn	2001-02	2.889 (156-54)
8. Abby Kirchoff	2012-15	2.8 (326-117)
9. Brandi Rasic	1991-92, 1994	2.4 (159-66)
10. Lauren Wolfinger	2010-13	2.3 (246-109)

UCCS WOMEN'S BASKETBALL - ASSISTS

SEASON PER GAME

(MIN. 75% OF GAMES PLAYED - A-GP)

1.	Stephanie Frisch	1997	5.4 (130-24)
2.	Jamie Dodge	1995	5.1 (118-23)
3.	Stephanie Frisch	1998	4.8 (125-26)
4.	Stephanie Frisch	1999	4.30 (99-23)
5.	Maribeth Martinez	2006	4.29 (120-28)
6.	Janean Jubic	2008	4.28 (124-29)
7.	B.J. McNeally	2004	4.2 (113-27)
8.	Gabby Ramirez	2013	3.9 (105-27)
	B.J. McNeally	2003	3.9 (105-27)
10.	Jamie Dodge	1996	3.8 (105-27)

GAME

1.	Stephanie Frisch vs. CSU-Pueblo	1/29/97	11
2.	Sophie Abela vs. Colorado Mesa	12/9/22	10
	Sophie Abela vs. Chadron State	12/18/21	10
	Gabby Ramirez vs. Fort Lewis	11/30/12	10
	Janine Ota vs. MSU Denver	1/24/04	10
	Heidi Koskovich vs. CSU-Pueblo	2/8/00	10
	Stephanie Frisch vs. Western St.	1/16/98	10
8.	Jen Vigil vs. Colorado Mines	2/24/17	9
	Lauren Wolfinger vs. Okla. Panhandle	1/2/10	9
	Janean Jubic vs. Limestone	11/3/07	9
	Maribeth Martinez vs. Pittsburg St.	11/25/05	9
	Lindsay Arnoldus vs. Fort Lewis	2/5/05	9
	B.J. McNeally vs. Colo. Christian	12/15/01	9
	B.J. McNeally vs. Colorado College	10/6/00	9
	Barb Henderson vs. Fort Lewis	12/11/99	9
	Stephanie Frisch vs. CSU-Pueblo	2/19/97	9

TEAM SEASON

1.	2015	496
2.	2017	457
3.	2013	448
4.	1993	435
5.	2001	420
6.	2016	419
7.	2019	406
8.	2006	398
9.	2008	392
10.	2022	372

TEAM SEASON PER GAME (ASTS-GP)

1.	2013	16.6 (448-27)
2.	1993	16.1 (435-27)
3.	2001	15.6 (420-27)
4.	2015	15.0 (496-33)
5.	2019	14.5 (406-28)
	1995	14.5 (334-23)
7.	2006	14.2 (398-28)
8.	2017	13.9 (457-33)
9.	2009	13.519 (365-27)
10.	2015	13.516 (419-31)

TEAM GAME

1.	Oklahoma Panhandle State	11/16/12	30
2.	New Mexico Highlands	12/14/12	28
	Colorado College	12/6/00	28
4.	Oklahoma Panhandle State	11/25/11	27
	Johnson & Wales	12/6/04	27
6.	Chadron State	2/12/22	26
7.	New Mexico Highlands	1/31/20	25
	at New Mexico Highlands	2/1/19	25
	vs. Chadron State	2/9/19	25
	Regis	2/27/09	25
	Colorado College	1/16/06	25

GALLOGLY EVENTS CENTER RECORDS

INDIVIDUAL ASSISTS

1.	Sophie Abela vs. Colo. Mesa	12/9/22	10
	Gabby Ramirez vs. Fort Lewis	11/30/12	10
3.	Sophie Abela vs. Cameron	11/11/22	8
	Shannon Kelly vs. Black Hills State	2/19/16	8
	Laura Tyree, Colo. Mines vs. UCCS	1/15/16	8
	Gabby Ramirez vs. MSU Denver	12/12/14	8
	Gabby Ramirez vs. Regis	2/28/14	8
	Abby Kirchoff vs. Calif. Baptist	11/16/13	8
	Jacque Machesney, RU vs. UCCS	1/22/10	8

TEAM ASSISTS

1.	UCCS vs. Chadron State	2/12/22	26
2.	UCCS vs. New Mexico Highlands	1/31/20	25
	UCCS vs. Chadron State	2/9/19	25
5.	UCCS vs. New Mexico Highlands	2/22/22	23
	UCCS vs. New Mexico Highlands	2/16/19	23
	UCCS vs. Oklahoma Christian	11/13/15	23
	UCCS vs. Chadron State	2/20/15	23
	Emporia St. vs. Okla. Panhandle	11/26/10	23

UCCS YEAR BY YEAR LEADERS

2023	Sophie Abela	53
2022	Sophie Abela	75
2021	Bo Shaffer	29
2020	Madi Gaibler	49
2019	Kelly O'Flannigan	79
2018	Kelly O'Flannigan	49
2017	Jen Vigil	103
2016	Shannon Kelly	76
	Gabby Ramirez	76
2015	Gabby Ramirez	114
2014	Abby Kirchoff	87
2013	Gabby Ramirez	105
2012	Jessica Brown	76
2011	Jessica Brown	89
2010	Lauren Wolfinger	67
2009	Janean Jubic	96
2008	Janean Jubic	124
2007	Dolly Fiedelman	52
2006	Maribeth Martinez	120
2005	Lindsay Arnoldus	98
2004	B.J. McNeally	113
2003	B.J. McNeally	105
2002	B.J. McNeally	86
2001	Theresa Dinn	83
2000	Barb Henderson	71
1999	Stephanie Frisch	99
1998	Stephanie Frisch	125
1997	Stephanie Frisch	130
1996	Jamie Dodge	105
1995	Jamie Dodge	118
1994	Angela Carter	88
1993	Sandra Vigil	90
1992	Trish Baraja	84
1991	Brandi Rasic	75

In career per-game statistics, games played for each student-athlete were not available in some years. In those years, the maximum number of games in that season were used to provide a career games played number for per-game statistics. Active student-athletes are not listed in career per-game records. Game records go back to the 1997-8 season.

All-Time Steals Records

CAREER




1. B.J. McNeally274
2001-04 ● Colorado Springs, Colo.

2001	61
2002	77
2003	57
2004	79



2. Tara Newton263
1992-94 ● Broomfield, Colo.

1992	80
1993	92
1994	91



3. Abby Kirchoff219
2012-15 ● Barrington, Ill.

2012	45
2013	55
2014	52
2015	67




4. Jennine Sauter195
2003-06 ● Aurora, Colo.

2003	38
2004	44
2005	52
2006	61



5. Heidi Koskovich182
1999-2002 ● Colorado Springs, Colo.

1999	34
2000	48
2001	43
2002	57



6. Brittany Hernandez..173
2015-17 ● Colorado Springs, Colo.

2015	57
2016	69
2017	47



7. Lauren Wolfinger.....165
2010-13 ● Longmont, Colo.

2010	48
2011	38
2012	15
2013	64



8. Gina Seago.....163
1993, 95-96 ● Lakewood, Colo.

1993	
1995	54
1996	70



9. Emily Jenkins162
2005, 07-08 ● Lynwood, Wash.

2005	42
2007	67
2008	53



10. Gabby Ramirez.....160
2013-16 ● Milliken, Colo.

2013	38
2014	35
2015	40
2016	47

SEASON

1. Tara Newton	1993	92
2. Tara Newton	1994	91
3. Stephanie Sauter	2006	84
4. Maribeth Martinez	2006	82
5. B.J. McNeally	2004	79
6. B.J. McNeally	2002	77
Theresa Dinn	2001	77
8. Jamie Dodge	1995	75
9. Suzanne Ekeler	1994	74
10. Theresa Dinn	2002	72

SENIOR SEASON

1. Maribeth Martinez	2006	82
2. B.J. McNeally	2004	79
3. Theresa Dinn	2002	72
4. Gina Seago	1996	70
5. Jessica Brown	2012	69
Jamie Dodge	1996	69

JUNIOR SEASON

1. Tara Newton	1994	91
2. Theresa Dinn	2001	77
3. Jamie Dodge	1995	75
4. Suzanna Ekeler	1994	74
5. Jen Vigil	2016	71

SOPHOMORE SEASON

1. Tara Newton	1993	92
2. Stephanie Sauter	2006	84
3. B.J. McNeally	2002	77
4. Brittany Hernandez	2015	57
5. Angela Carter	1994	56

FRESHMAN SEASON

1. Tara Newton	1992	80
2. B.J. McNeally	2001	61
3. Lauren Wolfinger	2010	48
4. Stephanie Sauter	2005	46
5. Abby Kirchoff	2012	45

CAREER PER GAME (MIN. 125 STEALS - STLS-GP)

1. Tara Newton	1992-94	3.3 (263-79)
2. Jamie Dodge	1995-96	2.9 (144-50)
3. Theresa Dinn	2001-02	2.8 (149-54)
4. B.J. McNeally	2001-04	2.5 (274-109)
5. Gina Seago	1993, 95-96	2.2 (163-75)
6. Emily Jenkins	2005, 07-08	2.1 (162-79)
7. Brittany Hernandez	2015-17	1.90 (173-91)
8. Abby Kirchoff	2012-15	1.87 (219-117)
9. Jennine Sauter	2003-06	1.79 (195-109)
10. Heidi Koskovich	1999-02	1.77 (182-103)

UCCS WOMEN'S BASKETBALL - STEALS

SEASON PER GAME

(MIN. 75% OF GAMES PLAYED - S-GP)

1. Tara Newton	1993	3.4 (92-27)
2. Jamie Dodge	1995	3.3 (75-23)
3. Stephanie Sauter	2006	3.0 (84-28)
4. B.J. McNeally	2004	2.93 (79-27)
5. Maribeth Martinez	2006	2.92 (82-28)
6. Tara Newton	1992	2.86 (80-28)
7. Theresa Dinn	2001	2.85 (77-27)
8. B.J. McNeally	2002	2.8 (77-28)
9. Gina Seago	1996	2.69 (70-26)
10. Emily Jenkins	2007	2.68 (67-25)

GAME

1. Stephanie Sauter vs. Johnson & Wales	1/11/05	9
B.J. McNeally vs. Eastern N.M.	11/16/03	9
3. Stephanie Sauter vs. Adams State	2/16/06	8
Maribeth Martinez vs. Johnson & Wales	12/6/04	8
B.J. McNeally vs. Neb.-Kearney	1/16/04	8
B.J. McNeally vs. Western State	2/8/02	8
Theresa Dinn vs. Colo. College	1/14/01	8
8. Jen Vigil vs. Adams State	1/2/16	7
Emily Jenkins vs. St. Cloud State	11/17/06	7
Maribeth Martinez vs. CSU-Pueblo	2/11/06	7
Stephanie Sauter vs. Colo. Mines	1/7/06	7
Stephanie Sauter vs. Chadron State	12/8/05	7
B.J. McNeally vs. Colorado Mines	12/14/02	7
B.J. McNeally vs. Calif. St.-Hayward	11/30/01	7
B.J. McNeally vs. Fort Hays State	12/9/00	7
Heidi Koskovich	11/27/99	7

TEAM SEASON

1. 1994	426
2. 1993	379
3. 2006	340
4. 2001	337
5. 2002	322
6. 2005	319
7. 2016	316
8. 1992	307
9. 1996	291
10. 1995	283

TEAM SEASON PER GAME (STLS-GP)

1. 1993	14.0 (379-27)
2. 1994	13.7 (426-31)
3. 2001	12.5 (337-27)
4. 1995	12.3 (283-23)
5. 2006	12.1 (340-28)
6. 2005	11.8 (319-27)
7. 2002	11.5 (322-28)
8. 1992	11.0 (307-28)
9. 1996	10.8 (291-27)
10. 1997	10.5 (251-24)

TEAM GAME

1. Johnson & Wales	1/11/05	26
Johnson & Wales	12/6/04	26
3. Colorado College	1/14/01	24
4. Colorado College	2/4/99	23
5. Colorado Christian	1/5/06	21
Colorado College	11/24/98	21
7. Wayne State	12/6/02	20
Colorado College	11/28/01	20
Colorado College	12/6/00	20
Dana	11/28/97	20

UCCS YEAR BY YEAR LEADERS

2023	Sydney Nilles	36
2022	Agar Farres	41
2021	Bo Shaffer	26
2020	Caley Barnard	33
2019	Caley Barnard	32
2018	Kristen Vigil	21
2017	Jen Vigil	55
2016	Jen Vigil	71
2015	Abby Kirchoff	67
2014	Abby Kirchoff	52
2013	Lauren Wolfinger	64
2012	Jessica Brown	69
2011	Danielle Brown	56
2010	Lauren Wolfinger	48
2009	Janean Jubic	40
2008	Emily Jenkins	53
2007	Emily Jenkins	67
2006	Stephanie Sauter	84
2005	Lindsay Arnoldus	53
2004	B.J. McNeally	79
2003	B.J. McNeally	57
2002	B.J. McNeally	77
2001	Theresa Dinn	77
2000	Barb Henderson	55
1999	Michelle Matiesen	35
1998	Kim Trupp	41
1997	Stephanie Frisch	41
1996	Gina Seago	70
1995	Jamie Dodge	75
1994	Tara Newton	91
1993	Tara Newton	92
1992	Tara Newton	80

In career per-game statistics, games played for each student-athlete were not available in some years. In those years, the maximum number of games in that season were used to provide a career games played number for per-game statistics. Active student-athletes are not listed in career per-game records. Game records go back to the 1996-97 season.

GALLOGLY EVENTS CENTER RECORDS

INDIVIDUAL STEALS

1. Christina Whitelaw, CCU vs. UCCS	112/11/10	8
2. Jaleesa Russell, WNMU vs. UCCS	1/28/11	7
3. Tosjanae Bonds, MSUD vs. UCCS	1/21/22	6
Kayla Harris, Adams St. vs. UCCS	1/14/22	6
Ashley Davis, BHSU vs. UCCS	12/19/20	6
Caley Barnard vs. N.M. Highlands	1/31/20	6
Sydni Brandon, CMU vs. UCCS	12/6/19	6
Tuileisu Anderson, CSUP vs. UCCS	1/13/18	6
Deleyah Harris, WTAMU vs. UCCS	11/10/17	6
Brittany Hernandez vs. Black Hills St.	2/19/16	6
Jen Vigil vs. Chadron State	12/19/15	6
Brittany Hernandez vs. Johnson & Wales	11/24/15	6
Jen Vigil vs. California St.-East Bay	11/20/15	6
Lauren Wolfinger vs. Colo. Christian	3/5/13	6
Lauren Wolfinger vs. N.M. Highlands	2/2/13	6
Lauren Wolfinger vs. Menlo	12/18/12	6
Jolise Limcaco, Menlo vs. UCCS	12/18/12	6
Abby Kirchoff vs. Fort Lewis	11/30/12	6

TEAM STEALS

1. Black Hills State vs. UCCS	12/19/2024
2. MSU Denver vs. UCCS	1/21/22 18
Adams State vs. UCCS	1/14/22 18
4. UCCS vs. Johnson & Wales	11/24/15 17
UCCS vs. Regis	1/13/12 17

HISTORY



UCCS WOMEN'S BASKETBALL

Year-by-Year Results



Celia Slater • 1990-95
Career Record: 67-93

1989-90 (3-20)

11/18	at MSU Denver	31-88
11/22	Doane	41-91
12/1	at Colorado State-Pueblo	35-86
12/2	vs. Western New Mexico!	55-107
12/3	at Colorado State-Pueblo	44-89
12/4	at Colorado Christian	68-55
12/7	North Central State	59-62
12/9	Lubbock Christian	67-97
12/10	Fort Lewis	75-66
1/7	Western State	76-80
1/11	Regis	45-66
1/20	Oklahoma Panhandle State	65-60
1/20	Colorado Mesa	59-75
1/22	at New Mexico Highlands	72-84
1/26	at Colorado College	44-61
1/27	National College	59-75
2/1	at Panhandle State	63-83
2/5	Colorado Christian	70-74
2/13	at Denver	42-85
2/16	Colorado College	59-70
2/18	New Mexico Highlands	75-82
2/22	Nebraska Kearney	47-81
2/24	at Fort Lewis	55-71

! = Pueblo, Colo.

1990-91 (9-19)

11/16	Colorado Mesa	62-80
11/20	Sterling College	73-74
11/21	Hastings	66-73
11/27	at Panhandle State	60-80
11/30	at Eastern Montana	34-75
12/1	at Northern Colorado	69-88
12/4	at Colorado Mines	65-64
12/7	at Grand Canyon	58-83
12/9	at Fresno Pacific	53-50
12/13	Colorado College	67-49
12/28	at Colorado Mesa	50-75
12/29	at Fort Lewis	83-49
1/5	Nebraska Wesleyan	82-60
1/10	at Colorado College	60-57
1/15	Regis	54-78
1/16	at Denver	39-76
1/19	Colorado Christian	61-42
1/20	Air Force	39-46
1/26	at Colorado State-Pueblo	49-63
1/30	at MSU Denver	35-79
2/2	Regis	46-57
2/7	Western New Mexico	55-72
2/9	Colorado State-Pueblo	46-65
2/11	MSU Denver	49-63
2/13	Denver	31-61
2/16	at Colorado Christian	76-61
2/20	at Air Force	61-71
2/23	Oklahoma Panhandle State	71-65

1991-92 (11-17)

11/22	vs. Alabama-Huntsville	56-59
11/23	vs. Colorado State-Pueblo	62-70
11/26	at Colorado College	87-61
12/6	Colorado Mesa	69-59
12/12	Colorado College	73-56
12/14	at Adams State	51-59
12/28	West Texas A&M	58-87
12/31	Western State	53-57
1/7	Adams State	67-66
1/11	at Colorado State-Pueblo	60-61
1/14	at Colorado Mesa	64-83
1/17	Fort Lewis	79-51
1/18	at Air Force	54-74
1/23	at Colorado College	71-77
1/25	Denver	66-78
1/29	MSU Denver	62-87
2/1	at Regis	85-77
2/4	Colorado Mines	84-49
2/8	Colorado State-Pueblo	74-81
2/12	at Fort Lewis	64-46
2/15	Air Force	42-55
2/19	Colorado Christian	68-55
2/20	at New Mexico Highlands	70-78
2/22	at Denver	54-69
2/27	at MSU Denver	54-67
2/29	Regis	65-59
3/1	at Western State	61-82
3/3	Seattle Pacific	77-72

1992-93 (18-9)

11/21	Colorado Mines	79-32
11/27	at Northwest Missouri State	45-55
11/28	at Washburn	44-80
12/3	at Nebraska Kearney	63-70
12/4	at Hastings	75-99
12/5	at Wayne State (Neb.)	59-67
12/9	Colorado College	86-35
12/30	at Florida Southern	55-64
12/31	vs. Quinnipiac!	72-53
1/5	McKendree	87-44
1/9	Regis	71-62
1/13	at Colorado State-Pueblo	74-54
1/15	Western State	74-50
1/16	Fort Lewis	78-46
1/20	at Air Force	66-58
1/23	Denver	43-64
1/27	MSU Denver	68-65
1/30	at Colorado Christian	78-63
2/2	Colorado State- Pueblo	78-49
2/2	New Mexico Highlands	76-63
2/6	at Regis	74-58
2/8	at Colorado College	78-63
2/13	at Fort Lewis	64-46
2/17	Air Force	90-64
2/20	at Denver	54-66
2/25	at MSU Denver	65-68
2/27	Colorado Christian	81-53

! = Lakeland, Florida

1993-94 (16-15)

11/19	at Alaska-Fairbanks	76-44
11/20	at Alaska-Fairbanks	74-61
11/22	at Alaska-Anchorage	69-86
11/23	at Alaska-Fairbanks	47-58
12/2	vs. Indiana-Purdue Fort Wayne	61-69
12/3	vs. Cal State-Los Angeles	72-79
12/4	vs. Fort Lewis	81-73
12/9	at Colorado State	59-82
12/11	Adams State	72-55
12/30	vs. West Texas A&M!	85-79
12/31	at Grand Canyon	37-63
1/6	Nebraska-Kearney	68-73
1/8	at Colorado State-Pueblo	77-50
1/12	at Denver	55-80
1/15	at Regis	78-50
1/17	at Colorado Mines	90-33
1/19	Colorado Christian	86-71
1/22	at MSU Denver	54-64
1/24	at Colorado College	65-30
1/28	Fort Lewis	102-72
1/29	Air Force	64-55
2/2	Western State	70-51
2/5	Colorado State-Pueblo	72-59
2/8	Colorado Mines	83-49
2/10	Denver	49-65
2/12	at Regis	65-57
2/16	at Colorado Christian	64-67
2/19	MSU Denver	60-65
2/25	at Fort Lewis	65-70
2/26	at Air Force	66-80
3/4	at Denver	61-67

! = Phoenix, Arizona

1994-95 (10-13)

11/18	at New Mexico Highlands	75-65
11/25	Colorado Mines	70-56
11/26	Colorado Mesa	65-67
12/2	at Nebraska-Kearney	47-58
12/4	vs. Northern State	82-87
12/7	Colorado College	77-40
1/3	at Colorado Mesa	73-89
1/4	at Western State	66-47
1/10	at New Mexico Highlands	74-86
1/14	at MSU Denver	60-80
1/18	at Colorado Christian	74-57
1/21	Denver	47-61
1/23	at Colorado College	76-32
1/25	Air Force	56-57
1/28	at Colorado State-Pueblo	60-59
2/1	Regis	64-78
2/3	at Colorado State-Pueblo	52-69
2/8	MSU Denver	77-86
2/11	Colorado Christian	90-70
2/15	at Denver	70-78
2/18	Colorado State-Pueblo	60-58
2/22	at Air Force	92-74
2/25	at Regis	62-67



Sandra Marbut • 1996-97
Career Record: 16-35

1995-96 (10-17)

11/17	at Colorado Mesa	53-73
11/18	at Patten	71-38
11/24	Oklahoma Panhandle State	72-54
11/25	Northern Colorado	77-108
11/29	at Colorado College	71-38
12/1	vs. Park	90-59
12/2	vs. LeTourneau	54-86
12/8	vs. New Mexico Highlands	69-79
12/9	vs. Sonoma State	61-45
12/29	at Nebraska-Kearney	56-70
12/31	Colorado Mesa	67-66
1/2	Western State	55-53
1/3	at New Mexico Highlands	53-69
1/4	at Colorado State-Pueblo	73-78
1/8	at Colorado Mines	47-59
1/10	Colorado State-Pueblo	69-66
1/18	MSU Denver	58-73
1/20	Colorado Christian	72-65
1/24	at Denver	69-77
1/27	at Air Force	67-77
1/31	Regis	58-55
2/8	at MSU Denver	51-68
2/10	at Colorado Christian	54-64
2/15	Denver	55-75
2/17	Air Force	66-74
2/21	at Regis	61-63
2/24	Colorado College	69-84

1996-97 (6-18)

11/29	Albertson	39-58
11/30	Oklahoma Panhandle State	67-38
12/6	Colorado Mines	86-70
12/7	MSU Denver	56-66
12/10	at Colorado College	72-39
12/14	at Chadron State	44-70
12/31	at Seattle Pacific	61-83
1/3	Fort Hays State	54-65
1/4	Nebraska-Kearney	56-80
1/10	at Colorado Christian	47-56
1/11	at Regis	50-85
1/17	Western State	59-78
1/18	Colorado Mesa	55-68
1/24	at Adams State	79-75
1/25	at Fort Lewis	57-69
1/29	Colorado State-Pueblo	73-78
2/2	at New Mexico Highlands	80-82
2/7	Adams State	66-52
2/8	Fort Lewis	55-63
2/11	at Denver	44-69
2/14	at Western State	70-74
2/15	at Colorado Mesa	48-61
2/19	Colorado State-Pueblo	76-69
2/22	New Mexico Highlands	74-77



Ann DeBoe • 1998
Career Record: 4-18

1997-98 (4-18)

11/15	Bethany	63-67
11/18	at Oklahoma Panhandle State	72-67
11/22	at Northern Colorado	47-97
11/28	Dana	66-61
11/29	Simon Fraser	49-72
12/5	at Colorado Mines	78-68
12/6	at MSU Denver	64-70
12/13	Chadron State	60-61
1/2	at Fort Hays State	45-91
1/3	at Nebraska-Kearney	50-73
1/9	Colorado Christian	60-63
1/10	Regis	51-63
1/13	at Denver	38-66
1/16	at Western State	61-47
1/17	at Colorado Mesa	65-78
1/23	Adams State	63-67
1/24	Fort Lewis	55-66
1/27	Colorado State-Pueblo	61-74
1/29	New Mexico Highlands	64-67
2/6	at Adams State	70-77
2/7	at Fort Lewis	37-73
2/10	Denver	51-52



Dave Murphy • 1999-2002
Career Record: 52-53
Playoff Appearances: 2
Playoff Record: 2-2

1998-99 (11-12)

11/13	vs. Wayland Baptist	43-67
11/14	vs. Texas Wesleyan	63-58
11/24	Colorado College	69-43
12/1	at Colorado State-Pueblo	54-56
12/5	at Fort Lewis	75-82
12/11	at Adams State	69-76
12/12	at new Mexico Highlands	72-83
12/18	Colorado Mesa	51-61
12/19	Western State	49-57
1/8	at Colorado Mines	47-41
1/9	at MSU Denver	59-93
1/15	Regis	39-59
1/16	Chadron State	63-61
1/23	at Colorado Christian	54-68
1/29	Fort Hays State	70-62
1/30	Nebraska-Kearney	84-78
2/2	Colorado State-Pueblo	61-56
2/4	at Colorado College	63-44
2/6	Fort Lewis	58-47
2/12	Adams State	63-39
2/13	New Mexico Highlands	66-67
2/19	at Western State	71-56
2/20	at Colorado Mesa	44-71

1999-2000 (6-21)

11/21	at Air Force	50-60
11/25	vs. Mary Hardin Baylor	54-42
11/26	vs. Oklahoma Baptist	54-68
12/1	at New Mexico State	38-67
12/4	Colorado College	74-55
12/7	Colorado State-Pueblo	55-73
12/11	Fort Lewis	73-49
12/19	at Colorado Mesa	44-65
12/20	at Western State	50-66
12/27	vs. Wayland Baptist	44-61
1/4	at Regis	55-68
1/7	Adams State	48-57
1/8	New Mexico Highlands	79-77
1/14	Colorado Mines	37-64
1/15	MSU Denver	55-57
1/20	at Regis	55-68
1/22	at Chadron State	52-69
1/26	at Colorado College	55-43
1/29	Colorado Christian	64-66
2/4	at Fort Hays State	50-77
2/5	at Nebraska-Kearney	54-96
2/8	at Colorado State-Pueblo	82-84
2/12	at Fort Lewis	65-61
2/18	at Adams State	66-72
2/19	at New Mexico Highlands	51-75
2/25	Western State	62-64
2/26	Colorado Mesa	45-56

2000-01 (16-11)

11/15	at Texas-El Paso	66-73
11/19	at New Mexico State	72-82
11/21	at Northern Colorado	69-82
12/6	at Colorado College	92-64
12/8	Nebraska-Kearney	69-82
12/9	Fort Hays State	77-71
12/17	at Regis	76-57
12/18	at Colorado Christian	56-77
1/2	Greensboro	81-59
1/5	Chadron State	70-65
1/6	Colorado Mines	52-45
1/12	at MSU Denver	75-87
1/14	Colorado College	91-52
1/19	Colorado Mesa	56-64
1/20	Western State	87-69
1/25	at New Mexico Highlands	80-91
1/27	at Fort Lewis	80-45
1/30	at Colorado State-Pueblo	61-71
2/3	at Adams State	77-87
2/9	at Colorado Mesa	52-49
2/10	at Western State	81-73
2/16	New Mexico Highlands	74-73
2/17	Fort Lewis	84-58
2/20	Colorado State-Pueblo	86-69
2/23	Adams State	87-63
2/27	at Regis@	75-70
3/5	vs. Nebraska-Kearney!@	52-74

!= Denver, Colo.

@= RMAC Tournament

UCCS WOMEN'S BASKETBALL

2001-02 (20-8)

11/23	at Western State	72-50
11/24	at Colorado Mesa	63-81
11/28	Colorado College	84-77
11/30	Cal State-Hayward	69-46
12/7	at Nebraska-Kearney	53-66
12/8	at Fort Hays State	71-61
12/15	Colorado Christian	67-63
12/16	Regis	76-72
12/28	at California State-Bakersfield	80-64
12/29	at California State-Bakersfield	73-70
1/3	at Chadron State	70-56
1/5	at Colorado Mines	51-65
1/12	MSU Denver	81-44
1/17	at Western State	60-53
1/18	at Colorado Mesa	55-69
1/25	Fort Lewis	66-62
1/26	New Mexico Highlands	62-51
1/29	Colorado State-Pueblo	78-69 (OT)
2/1	Adams State	57-49
2/5	at Colorado College	73-66
2/8	Western State	78-67
2/9	Colorado Mesa	50-59
2/14	at Fort Lewis	55-61
2/15	at New Mexico Highlands	76-69
2/19	at Colorado State-Pueblo	65-82
2/23	at Adams State	58-51
2/26	Fort Lewis!	56-43
2/28	at Colorado Mesa!	51-57 (OT)

! = RMAC Tournament



Marty Fletcher • 2003-05
Career Record: 27-54

2002-03 (7-20)

11/22	at Western New Mexico	50-64
11/26	at Northern Colorado	29-80
11/29	at Colorado Mesa	44-70
11/30	Western State	48-68
12/6	Wayne State (Neb.)	49-56
12/13	at Colorado Christian	50-46 (OT)
12/14	at Colorado Mines	54-50
1/3	MSU Denver	56-61
1/4	Chadron State	41-54
1/8	at Colorado College	74-77
1/11	at Regis	51-67
1/13	Western New Mexico	59-58
1/17	Nebraska-Kearney	63-82
1/18	Fort Hays State	64-60
1/21	Western State	44-46
1/24	at Colorado Mesa	61-78
1/27	Colorado College	78-74
1/31	at Fort Lewis	51-66
2/1	at Adams State	64-66
2/7	New Mexico Highlands	74-67
2/8	Colorado State-Pueblo	63-71
2/14	Fort Lewis	50-64
2/15	Adams State	77-69 (OT)
2/21	at Colorado State-Pueblo	72-97
2/22	at New Mexico Highlands	54-79
2/25	at Western State	59-62
3/1	Colorado Mesa	57-65

2003-04 (10-17)

11/16	Eastern New Mexico	55-65
11/21	at Southwest Baptist	43-63
11/22	at Pittsburg State	51-72
12/4	Lubbock Christian	38-53
12/9	Colorado College	79-52
12/12	Colorado Christian	59-44
12/13	Colorado Mines	71-75
1/1	at MSU Denver	58-52
1/3	at Chadron State	58-73
1/6	at Northern Colorado	43-56
1/10	Regis	56-57
1/16	at Nebraska-Kearney	68-66
1/17	at Fort Hays State	61-74
1/20	at Western State	65-49
1/24	Colorado Mesa	66-68
1/27	at Colorado College	70-34
1/30	Fort Lewis	41-38
1/31	Adams State	69-55
2/6	at New Mexico Highlands	67-70
2/7	at Colorado State-Pueblo	44-82
2/10	Northern Colorado	69-58
2/13	at Fort Lewis	53-63
2/14	at Adams State	46-48
2/20	Colorado State-Pueblo	59-73
2/21	New Mexico Highlands	43-64
2/24	Western State	68-58
2/27	at Colorado Mesa	52-55

2004-05 (10-17)

11/21	at Wyoming	43-61
11/27	at West Texas A&M	48-79
11/30	Colorado College	65-42
12/1	Grand Canyon	58-37
12/6	Johnson & Wales	85-36
12/9	at Fort Hays State	49-68
12/11	at Chadron State	71-61
12/18	MSU Denver	45-75
12/20	Regis	43-53
1/7	at Colorado Mines	40-51
1/8	at Colorado Christian	44-46
1/11	Johnson & Wales	91-47
1/14	Nebraska-Kearney	58-72
1/21	at Colorado Mesa	69-60
1/22	at Western State	49-64
1/25	at New Mexico Highlands	58-64
1/29	Colorado State-Pueblo!	65-67
2/3	Adams State	60-55
2/5	Fort Lewis	62-54
2/8	New Mexico Highlands	71-79
2/10	at Colorado State-Pueblo	62-65
2/12	at Colorado College	71-61
2/14	at Northern Colorado	54-73
2/18	at Fort Lewis	32-69
2/19	at Adams State	49-61
2/25	Western State	76-53
2/26	Colorado Mesa	64-69

!=Olympic Training Center



Jessika Stratton • 2006-09

Career Record: 41-71
Playoff Appearances: 1
Playoff Record: 0-1

2005-06 (12-16)

11/18	vs. Pittsburg State*	76-72
11/19	vs. West Texas A&M*	69-105
11/25	vs. Sterling College#	73-81
11/26	vs. Tampa#	53-69
12/8	Chadron State	70-60
12/10	Fort Hays State	53-66
12/16	at Regis	53-66
12/17	at MSU Denver	61-72
12/22	at Air Force	56-68
1/5	Colorado Christian	71-39
1/7	Colorado Mines	58-46
1/14	at Nebraska-Kearney	40-75
1/16	Colorado College	88-70
1/20	Western State	66-59
1/21	Colorado Mesa	71-70
1/24	New Mexico Highlands	66-53
1/27	at Colorado State-Pueblo	46-65
1/28	at Northern Colorado	55-72
1/31	at Colorado College	72-65
2/3	at Fort Lewis	62-75
2/4	at Adams State	60-48
2/7	at New Mexico Highlands	58-73
2/11	Colorado State-Pueblo	74-64
2/16	Adams State	47-53
2/18	Fort Lewis	59-71
2/23	at Colorado Mesa	67-82
2/24	at Western State	68-60
3/1	at Fort Lewis@	54-69

@ = RMAC Shootout Quarterfinal

* = Alamosa, Colo.

= Lakewood, Colo.



Steve Kirkham • 2010
Career Record: 6-21

2006-07 (10-17)

11/17	vs. St. Cloud State*	55-74
11/18	vs. Nebraska-Omaha*	60-85
11/29	at Northern Colorado	56-62
12/2	at South Dakota	45-85
12/3	at Wayne State (Neb.)	45-64
12/8	at Colorado State-Pueblo	47-57
12/9	at Adams State	59-56
12/16	Western State	51-52
12/29	vs. Kansas Wesleyan#	69-73
12/30	vs. Biola#	65-54
1/4	at Western New Mexico	60-57
1/6	at New Mexico Highlands	92-74
1/12	Fort Lewis	60-74
1/13	Colorado Mesa	83-72
1/18	at Chadron State	82-68
1/20	at Nebraska-Kearney	61-76
1/23	Colorado College	72-67
1/26	Colorado Christian	87-75
1/27	MSU Denver	60-74
1/30	Regis	58-68
2/2	at Colorado Mines	46-60
2/9	at MSU Denver	50-85
2/10	at Colorado Christian	72-68
2/13	at Regis	49-74
2/17	Colorado Mines	53-63
2/23	Nebraska-Kearney	57-67
2/24	Chadron State	87-66

*= Pueblo, Colo.
#= Golden, Colo.

2007-08 (11-19)

11/2	vs. Winona State*	68-63
11/3	vs. Limestone*	84-74
11/4	vs. Bellarmine*	73-67
11/16	at Mayville State#	78-71
11/17	at Lubbock Christian#	60-71
11/23	Wayne State (Neb.)	63-80
11/24	South Dakota	66-82
11/29	Augustana	63-73
12/7	Adams State	50-70
12/8	vs. Colorado State-Pueblo!	52-68
12/14	at Western State	67-68
12/28	vs. Newman@	63-38
12/29	vs. Concordia-St. Paul@	47-68
1/4	New Mexico Highlands	63-57
1/5	Western New Mexico	72-61
1/7	at Colorado College	66-52
1/11	at Colorado Mesa	52-68
1/12	at Fort Lewis	44-82
1/18	Nebraska-Kearney	63-66
1/19	at Chadron State	72-48
1/22	at Regis	57-90
1/25	at MSU Denver	47-61
1/26	at Colorado Christian	60-68
2/2	Colorado Mines	52-47
2/8	Colorado Christian	57-65
2/9	MSU Denver	43-57
2/12	Regis	74-72
2/15	at Colorado Mines	46-67
2/21	at Chadron State	81-86
2/23	at Nebraska-Kearney	67-82

*= Orlando, Florida
#= Alamosa, Colo.
!= Olympic Training Center
@= Denver, Colo.

2008-09 (8-19)

11/21	vs. West Texas A&M*	54-94
11/22	vs. Lubbock Christian*	73-91
11/28	Newman	73-75
11/29	Winona State	63-90
12/5	vs. Johnson & Wales!	88-56
12/6	vs. Okla. Panhandle State!	71-45
12/9	Colorado College	67-69
12/13	at Western New Mexico	70-64
12/19	Colorado State-Pueblo	77-67
12/20	New Mexico Highlands	78-66
1/5	South Dakota	58-66
1/9	at Fort Lewis	60-83
1/10	at Adams State	67-78
1/16	Colorado Mesa	75-62
1/17	Western State	65-70
1/23	at MSU Denver	66-86
1/24	at Regis	73-84
1/30	Nebraska-Kearney	54-73
1/31	Chadron State	61-62 (OT)
2/6	Colorado Mines	57-77
2/7	Colorado Christian	79-65
2/13	at Chadron State	87-82
2/14	at Nebraska-Kearney	70-85
2/20	at Colorado Christian	65-76
2/21	at Colorado Mines	51-83
2/27	Regis	101-106 (OT)
2/28	MSU Denver	70-83

*= Alamosa, Colo.
!= Golden, Colo.

2009-10 (6-21)

11/15	at Montana State-Billings	57-91
11/20	vs. Okla. Panhandle State*	76-49
11/21	vs. Northern New Mexico*	61-53
11/24	Western State	56-52
11/27	Montana State-Billings	61-70
11/28	Missouri Western	43-52
12/5	Western New Mexico	70-77
12/11	at New Mexico Highlands	59-68
12/12	at Colorado State-Pueblo	54-85
12/20	Valley City State	42-60
1/2	at Okla. Panhandle State	66-39
1/8	Fort Lewis	56-92
1/9	Adams State	57-66
1/15	at Western State	79-64
1/16	at Colorado Mesa	59-70
1/22	Regis	72-92
1/23	MSU Denver	68-90
1/28	at Chadron State	74-85
1/30	at Nebraska-Kearney	70-84
2/5	at Colorado Christian	69-93
2/6	at Colorado Mines	49-90
2/12	Nebraska-Kearney	101-93
2/13	Chadron State	66-77
2/19	Colorado Mines	60-79
2/20	Colorado Christian	58-84
2/25	at Regis	67-78
2/26	at MSU Denver	47-59

*=Alamosa, Colo.

UCCS WOMEN'S BASKETBALL



Corey Laster • 2011-14
 Career Record: 59-51
 Playoff Appearances: 3
 Playoff: 1-3

2010-11 (10-16)

11/19	vs. Texas Woman's*	46-70
11/20	vs. Central Oklahoma*	70-83
11/26	Winona State	59-67
11/27	Emporia State	70-67
12/3	Fort Lewis	69-79
12/4	Adams State	61-76
12/10	Colorado Mines	59-54
12/11	Colorado Christian	59-64
12/17	at New Mexico Highlands	73-74
12/18	at Western New Mexico	63-48
1/3	Colorado State-Pueblo	77-56
1/7	Western State	69-62
1/8	Colorado Mesa	69-58
1/14	at Regis	68-76
1/15	at MSU Denver	57-73
1/21	at Nebraska Kearney	76-78 (OT)
1/22	at Chadron State	49-58
1/28	Western New Mexico	67-53
1/29	New Mexico Highlands	68-77
2/5	at Colorado State-Pueblo	59-75
2/11	at Adams State	58-59
2/12	at Fort Lewis	48-85
2/18	Chadron State	51-65
2/19	Nebraska-Kearney	83-72
2/25	at Colorado Christian	73-60
2/26	at Colorado Mines	70-58

*= Denton, Texas

2011-12 (17-13)

11/11	vs. Winona State!	50-45
11/12	vs. Concordia-St. Paul!	56-65
11/19	West Texas A&M	66-62
11/25	vs. Okla. Panhandle State*	109-98
11/26	vs. Tartleton State*	73-62
12/2	at Fort Lewis	65-81
12/3	at Adams State	49-66
12/9	at Colorado Mines	54-49
12/10	at Colorado Christian	74-64
12/16	New Mexico Highlands	65-67
12/17	Western New Mexico	67-44
12/31	at Colorado State-Pueblo	56-65
1/3	at Johnson & Wales	73-60
1/6	at Western State	75-70
1/7	at Colorado Mesa	49-64
1/13	Regis	73-63
1/14	MSU Denver	48-55
1/20	Nebraska-Kearney	58-65
1/21	Chadron State	57-69
1/27	at Western New Mexico	64-46
1/28	at New Mexico Highlands	65-71
2/4	Colorado State-Pueblo	60-66
2/10	Adams State	67-36
2/11	Fort Lewis	84-78
2/17	at Chadron State	71-70
2/18	at Nebraska-Kearney	73-66
2/24	Colorado Christian	78-74
2/25	Colorado Mines	71-73
2/28	at Colorado State-Pueblo@	61-58
3/2	vs. Fort Lewis#	65-68

*= Grand Junction, Colo.

!= St. Paul, Minnesota

@= RMAC Shootout Quarterfinals

#= RMAC Shootout Semifinal

2012-13 (19-8)

11/16	vs. Okla. Panhandle State*	96-55
11/17	vs. Northern New Mexico*	73-42
11/20	at West Texas A&M	54-78
11/30	Fort Lewis	70-65
12/1	Adams State	69-45
12/7	MSU Denver	49-62
12/8	Regis	68-54
12/14	at New Mexico Highlands	96-92
12/15	at Western New Mexico	80-73 (OT)
12/18	Menlo	65-53
1/5	vs. Colorado State-Pueblo!	54-66
1/11	Western State	73-65
1/12	#8 Colorado Mesa	55-56
1/18	at Colorado Mines	64-58
1/19	at Colorado Christian	80-64
1/25	at Black Hills State	66-52
1/26	at Chadron State	78-61
2/1	Western New Mexico	77-56
2/2	New Mexico Highlands	74-53
2/9	at Colorado State-Pueblo	47-37
2/15	at Adams State	51-33
2/16	at Fort Lewis	63-65
2/22	Chadron State	90-53
2/23	Black Hills State	54-62
3/1	at Regis	72-66
3/2	at MSU Denver	47-65
3/5	Colorado Christian@	70-72

*= Alamosa, Colo.

!=Colorado Springs City Auditorium

@= RMAC Quarterfinals

2013-14 (13-14)

11/15	Bemidji State*	76-85
11/16	California Baptist*	76-64
11/22	Nebraska-Kearney!@	74-83
11/23	#24 Minnesota State!@	68-87
12/6	at Fort Lewis	64-68
12/7	at Adams State	72-54
12/13	at MSU Denver	56-68
12/14	at Regis	75-84
12/20	New Mexico Highlands	77-55
12/21	Western New Mexico	79-75(OT)
1/4	at Colorado State-Pueblo	64-65
1/9	at Western State	70-52
1/10	at Colorado Mesa	46-64
1/17	Colorado Mines	54-55
1/18	Colorado Christian	73-80
1/24	Black Hills State	71-60
1/25	Chadron State	65-60
1/31	at Western New Mexico	62-77
2/1	at New Mexico Highlands	70-80
2/8	Colorado State-Pueblo#	67-57
2/14	Adams State	66-71(OT)
2/15	Fort Lewis	61-57
2/21	at Chadron State	81-73
2/22	at Black Hills State	63-49
2/28	Regis	84-81
3/1	MSU Denver	62-43
3/4	at Colorado Mesa\$	57-70

*= UCCS Classic

!= MSU Denver Classic

@= Denver, Colo.

#= Colorado Springs City Auditorium

\$= RMAC Quarterfinals

UCCS WOMEN'S BASKETBALL



Shawn Nelson • 2014-16
 Career Record: 47-17
 RMAC Playoff Appearances: 2
 RMAC Tournament Record: 2-2
 NCAA Tournament Appearances: 2
 NCAA Tournament Record: 2-2

2014-15 (26-7)

11/14	vs. Lubbock Christian!	93-90
11/15	vs. Eastern New Mexico!	62-59
11/21	at California Baptist	69-85
11/22	at Point Loma	66-58
11/28	Montana Tech	86-58
11/29	Texas A&M-International	91-75
12/5	Fort Lewis	91-64
12/6	Adams State	81-53
12/12	MSU Denver	85-58
12/13	Regis	89-92
12/19	at New Mexico Highlands	84-81
12/20	at Western New Mexico	74-63
1/3	Colorado State-Pueblo	69-66 (OT)
1/9	vs. Western State@	73-58
1/10	Colorado Mesa	72-56
1/16	at Colorado Mines	75-66
1/17	at Colorado Christian	80-66
1/23	at Black Hills State	67-66
1/24	at Chadron State	70-72
1/30	Western New Mexico	77-54
1/31	New Mexico Highlands	89-53
2/7	at Colorado State-Pueblo	68-74
2/13	at Adams State	80-78
2/14	at Fort Lewis	61-62 (OT)
2/20	Chadron State	100-68
2/21	Black Hills State	57-54
2/27	at Regis	74-60
2/28	at MSU Denver	75-70
3/3	Regis#	90-72
3/6	vs. Colorado Christian#	51-66
3/13	vs. Colorado State-Pueblo\$	73-63
3/14	vs. Colorado Christian\$	83-77
3/16	at West Texas A&M\$	69-96

! = Tony Corbetta Classic - Golden, Colo.
 @ = Downtown Classic - City Auditorium
 # = RMAC Tournament
 \$ = NCAA Division II Tournament

2015-16 (21-10)

11/13	Oklahoma Christian	80-60
11/14	Newman	64-71
11/20	California State-East Bay	67-62
11/21	Northern State	69-75
11/24	Johnson & Wales	100-65
11/28	Saint Martin's	82-59
12/5	at MSU Denver	86-82
12/11	at Colorado Mesa	65-72
12/12	at Westminster	69-58
12/18	Regis	59-73
12/19	Chadron State	63-83
1/1	at Fort Lewis	83-65
1/2	at Adams State	72-58
1/8	Westminster	77-50
1/9	Colorado Mesa	65-55
1/15	Colorado Mines	55-59
1/16	Colorado Christian	74-69
1/22	at South Dakota Mines	91-55
1/23	at Black Hills State	70-60
1/29	Western New Mexico	80-65
1/30	New Mexico Highlands	81-75
2/5	at Colorado State-Pueblo	61-64
2/6	at Western State	71-60
2/12	at Chadron State	80-78 (OT)
2/13	at Regis	70-73
2/19	Black Hills State	84-71
2/20	South Dakota Mines	74-65
2/26	MSU Denver	82-57
3/1	at Regis!	71-68
3/4	vs. Fort Lewis!@	70-79
3/10	vs. West Texas A&M#	43-70

! = RMAC Tournament
 @ = Pueblo, Colo.
 # = NCAA Division II Tournament - Lubbock, Texas



Lynn Plett • 2016-2023
 Career Record: 317-371 (.461)
 UCCS Record: 86-104 (.453)
 RMAC Playoff Appearances: 2
 RMAC Tournament Record: 3-1
 NCAA Tournament Appearances: 1
 NCAA Tournament Record: 1-1

2016-17 (24-9)

11/11	at Newman	74-64
11/12	vs Oklahoma Christian	82-61
11/19	vs Midwestern State	61-55
11/20	at Texas Woman's	66-70
11/25	vs Wayland Baptist	56-65
11/26	vs Morningside	65-66
12/02	Black Hills State	77-53
12/03	South Dakota Mines	81-72
12/09	at Chadron State	73-58
12/10	at Regis	59-67
12/16	Colorado Christian	69-53
12/17	Colorado Mines	73-65
12/30	Western State	67-47
1/06	Adams State	81-57
1/07	Fort Lewis	75-71
1/13	at New Mexico Highlands	80-70
1/14	at CSU-Pueblo	49-70
1/20	at Western State	61-55
1/21	at Colorado Mesa	63-80
1/24	MSU Denver	54-56
1/27	Westminster	70-44
2/03	at South Dakota Mines	66-51
2/04	at Black Hills State	55-42
2/10	Regis	88-68
2/11	Chadron State	90-49
2/18	at MSU Denver	66-82
2/24	at Colorado Mines	74-63
2/25	at Colorado Christian	91-78
2/28	MSU Denver!	66-62
3/03	vs Colorado Mesa!@	63-51
3/04	vs Regis!@	53-37
3/10	vs Eastern New Mexico#@	89-73
3/11	vs Angelo State#@	81-86

! = RMAC Tournament
 @ = Pueblo, Colo.
 # = NCAA Division II Tournament - Pueblo, Colo.

UCCS WOMEN'S BASKETBALL

2017-18 (10-17)

11/10	West Texas A&M	34-61
11/13	Wayne State	61-69 (OT)
11/17	at Fort Hays State@	51-81
11/18	vs. Nebraska-Kearney@	54-73
11/26	at Wayne State	51-74
12/01	at Black Hills State	37-62
12/2	at South Dakota Mines	38-65
12/08	Chadron State	71-58
12/09	Regis	42-47
12/16	at Colorado Christian	62-60
12/17	at Colorado Mines	62-84
12/30	at Western State	62-74
1/05	at Adams State	60-52
1/06	at Fort Lewis	57-69
1/12	New Mexico Highlands	61-52
1/13	CSU-Pueblo	64-51
1/19	Western State	47-41
1/20	Colorado Mesa	46-54
1/23	at MSU Denver	49-46
1/27	at Westminster	42-54
2/02	South Dakota Mines	39-58
2/03	Black Hills State	65-54
2/09	at Regis	69-73 (OT)
2/10	at Chadron State	72-53
2/17	MSU Denver	57-70
2/23	Colorado Mines	68-81
2/24	Colorado Christian	64-56

@ - Hays, Kan.

2018-19 (13-15)

11/9	at West Tex. A&M@	51-84
11/10	vs Texas Permian Basin@	60-61
11/24	vs Fort Hays State!	52-80
11/25	at Nebraska-Kearney!	45-61
12/1	Colorado Mines	73-69
12/7	at Colorado Mesa	45-67
12/8	at Western State	65-59
12/15	Regis	44-54
12/16	Colorado Christian	74-53
12/29	Wisconsin-Parkside	62-70
12/30	St. Edward's	65-57
1/4	Dixie State	59-54
1/5	Westminster	60-75
1/11	at Fort Lewis	50-67
1/12	at Adams State	77-46
1/18	Black Hills State	58-62
1/19	South Dakota Mines	57-45
1/25	at Chadron State	66-64
1/26	at MSU Denver	56-60
2/1	at N.M. Highlands	80-47
2/2	at CSU-Pueblo	67-59
2/8	MSU Denver	84-69
2/9	Chadron State	80-45
2/15	CSU-Pueblo	67-73
2/16	N.M. Highlands	71-62
2/22	at South Dakota Mines	59-66
2/23	at Black Hills State	57-72
3/1	at Colorado Mines	38-57

@ - WTAMU Conference Challenge - Canyon, Texas

! - Loper Classic - Kearney, Neb.

2019-20 (11-17)

11/08	#12 West Texas A&M	50-75
11/09	Texas-Permian Basin	86-78
11/15	at #2 Lubbock Christian	44-76
11/16	vs. St. Mary's (TX) @	58-70
11/22	at Simon Fraser	79-81 (OT)
11/23	at Western Wash.	41-62
12/06	Colorado Mesa	40-69
12/07	Western Colorado	43-65
12/13	at Regis	56-66
12/14	at Colorado Christian	65-70
12/21	at Colorado School of Mines	61-64
01/03	at Dixie State	67-40
01/04	at #12 Westminster	64-75
01/10	Fort Lewis	62-48
01/11	Adams State	69-54
01/17	at Black Hills St.	62-79
01/18	at South Dakota Mines	58-74
01/24	Chadron State	74-78
01/25	MSU Denver	55-67
01/31	N.M. Highlands	74-39
02/01	Colorado State-Pueblo	75-56
02/07	at MSU Denver	49-57
02/08	at Chadron St.	70-64
2/14	at CSU-Pueblo	56-59
02/15	at N.M. Highlands	68-63
02/21	South Dakota Mines	75-68
02/22	Black Hills State	57-56
02/28	Colorado School of Mines	70-49

@ - Lubbock, Texas

2020-21 (5-12)

12/18	Chadron State	73-68
12/19	Black Hills State	56-72
01/04	at Colorado Mesa	57-89
01/16	at Colorado State Pueblo	50-62
01/18	at Colorado School of Mines	47-80
01/21	at MSU Denver	65-68
01/23	at Colorado Christian	66-52
01/29	South Dakota Mines	61-72
02/01	Regis	47-54
02/04	Western Colorado	40-74
02/06	Fort Lewis	85-83
02/08	Colorado State Pueblo	56-66
02/13	at Chadron State	65-41
02/12	at Black Hills State	63-68
02/18	Colorado Christian	47-54
02/20	MSU Denver	58-67
02/26	at South Dakota Mines	57-50

2021-22 (13-16)

11/12	at Midwestern State	63-74
11/13	at Cameron	54-80
11/19	Texas A&M-Kingsville	57-59
11/21	Regis	63-81
11/26	vs. Friends @	68-54
11/27	vs. Southwest (NM) @	89-67
12/03	at #24 Colorado State Pueblo	49-54
12/04	at Adams State	71-60
12/11	#16 Colorado Mines	41-54
12/18	at Chadron State	77-82 (O2)
12/19	at Black Hills State	61-65
01/01	Westminster	48-59
01/14	Adams State	68-55
01/15	Colorado State Pueblo	34-53
01/18	at Regis	66-64 (OT)
01/21	MSU Denver	47-54
01/22	Colorado Christian	68-65
01/25	at N.M. Highlands	66-48
01/29	at South Dakota Mines	71-73
02/04	at Western Colo.	60-57
02/05	at Fort Lewis	55-52
02/09	Colorado Mesa	63-69
02/11	Black Hills State	52-55
02/12	Chadron State	78-61
02/18	at Colo. Christian	72-51
02/19	at MSU Denver	82-78 (OT)
02/22	N.M. Highlands	86-42
02/24	South Dakota Mines	67-77
03/01	at Colorado Mesa !	48-79

@ - Pueblo, Colo.

! = RMAC Tournament

2022-23 (10-18)

11/11	Cameron	59-67
11/12	Midwestern State	72-80
11/16	Alaska Fairbanks	72-60
11/18	at Regis	58-76
11/25	vs Wayland Baptist @	65-73
11/26	vs Emporia State @	64-80
12/03	at Black Hills State	42-58
12/02	at South Dakota Mines	72-80
12/09	Colorado Mesa	71-51
12/10	Westminster	46-55
12/16	Colorado Christian	72-64
12/31	at Western Colorado	53-57
01/03	Chadron State	72-66
01/06	at Fort Lewis	65-56
01/07	at Adams State	59-72
01/13	MSU Denver	51-65
01/14	Colorado Mines	67-64
01/20	at Chadron State	58-57
01/21	at Colorado Christian	52-56
01/27	N.M. Highlands	71-55
02/03	at Westminster	52-58
02/04	at Colorado Mesa	62-64
02/10	Black Hills State	56-59
02/11	South Dakota Mines	53-52
02/14	Regis	56-73
02/17	Western Colorado	60-51
02/24	at Colorado State Pueblo	59-75
02/25	at N.M. Highlands	57-65

@ - Pueblo, Colo.

All-Time Series

Adams State (26-19)

12/14/91	A	51-59
1/7/92	H	67-66
12/11/93	H	72-55
1/24/97	A	79-75
2/7/97	H	66-52
1/23/98	H	63-67
2/6/98	A	70-77
12/11/98	A	69-76
2/12/99	H	63-39
1/7/00	H	48-57
2/18/00	A	66-72
2/3/01	A	77-87
2/23/01	H	87-63
2/1/02	H	57-49
2/23/02	A	58-51
2/1/03	A	64-66
2/15/03	H	77-69
1/31/04	H	69-55
2/14/04	A	46-48
2/3/05	H	60-55
2/19/05	A	49-61
2/4/06	A	60-48
2/16/06	H	47-53
12/9/06	A	59-56
12/7/07	H	50-70
1/10/09	A	67-78
1/9/10	H	57-66
12/4/10	H	61-76
2/11/11	A	58-59
12/3/11	A	49-66
2/10/12	H	67-36
12/1/12	H	69-45
12/7/13	A	72-54
2/15/13	H	51-33
2/14/14	H	66-71 (OT)
12/6/14	H	81-53
2/13/15	A	80-78
1/2/16	A	72-58
1/6/17	H	81-57
1/5/18	A	60-52
1/12/19	A	77-46
1/11/20	H	69-54
12/4/21	A	71-60
1/14/22	H	68-55
1/7/23	A	59-72

Air Force (4-10)

1/20/91	H	39-46
2/20/91	A	61-71
1/18/92	A	54-74
2/15/92	H	42-55
1/20/93	A	66-58
2/17/93	H	90-64
1/29/94	H	64-55
2/26/94	A	66-80
1/25/95	H	56-57
2/22/95	A	92-74
1/27/96	A	67-77
2/17/96	H	66-74
11/21/99	A	50-60
12/22/05	A	56-68

Alabama Huntsville (0-1)

11/22/91	N	56-59
----------	---	-------

Alaska-Anchorage (0-2)

11/22/93	A	69-86
11/23/93	A	47-58

Alaska-Fairbanks (3-0)

11/19/93	A	76-44
11/20/93	A	74-61
11/16/22	H	72-60

Albertson (0-1)

11/29/96	H	39-58
----------	---	-------

Angelo State (0-1)

3/11/17	N	81-86
---------	---	-------

Augustana (0-1)

11/29/07	H	63-73
----------	---	-------

Bellarmine (1-0)

11/4/07	N	73-67
---------	---	-------

Bemidji State (0-1)

11/15/13	H	76-85
----------	---	-------

Bethany (0-1)

11/15/97	H	63-67
----------	---	-------

Biola (1-0)

12/30/06	N	65-54
----------	---	-------

Black Hills State (11-11)

1/25/13	A	66-52
2/23/13	H	54-62
1/24/14	H	71-60
2/22/14	A	63-49
1/23/15	A	67-66
2/21/15	H	57-54
1/23/16	A	70-60
2/19/16	H	84-71
12/2/16	H	77-53
2/4/17	A	55-42
12/1/17	A	37-62
2/3/18	H	65-54
1/18/19	H	58-62
2/23/19	A	57-72
1/17/20	A	62-79
2/22/20	A	57-56
12/19/20	H	56-72
2/12/21	A	63-68
12/19/21	A	61-65
2/11/22	H	52-55
12/3/22	A	42-58
2/10/23	H	56-59

California Baptist (1-1)

11/16/13	H	76-64
11/21/14	A	69-85

California State-Bakersfield (2-0)

12/28/01	A	80-64
12/29/01	A	73-70

California State-East Bay (1-0)

11/20/15	H	67-62
----------	---	-------

California State-Hayward (1-0)

11/30/01	H	69-46
----------	---	-------

California State-Los Angeles (0-1)

12/3/93	N	72-79
---------	---	-------

Cameron (0-2)

11/13/21	A	54-80
11/11/22	H	59-67

Central Oklahoma (0-1)

11/20/10	N	70-83
----------	---	-------

Chadron State (28-16)

12/14/96	A	44-70
12/13/97	H	60-61
1/16/99	H	63-61
1/22/00	A	52-69
1/5/01	H	70-65
1/3/02	A	70-56
1/4/03	H	41-54
1/3/04	A	58-73
12/11/04	A	71-61
12/8/05	H	70-60
1/18/07	A	82-68
2/24/07	H	87-66
1/19/08	A	72-48
2/21/08	A	81-86
1/31/09	H	61-62 (OT)
2/13/09	A	87-82
1/28/10	A	74-85
2/13/10	H	66-77
1/22/11	A	49-58
2/18/11	H	51-65
1/21/11	H	57-69
2/17/12	A	71-70
2/22/13	H	90-53
1/25/14	H	65-60
2/21/14	A	81-73
1/24/15	A	70-72
2/20/15	H	100-68
12/19/15	H	63-83
2/12/16	A	80-78 (OT)
12/9/16	A	73-58
2/11/17	H	90-49
12/8/17	H	71-58
2/10/18	A	72-53
1/25/19	A	66-64
2/9/19	H	80-45
1/24/20	H	74-78
2/8/20	A	70-64
12/18/20	H	73-68
2/13/21	A	65-41
12/18/21	A	77-82 (2OT)
2/12/22	H	78-61
1/3/23	H	72-66
1/20/23	A	58-57

Colorado Christian (33-21)

12/4/89	A	68-55
2/5/90	H	70-74
1/19/91	H	61-42
2/16/91	A	76-61
2/19/92	H	68-55
1/30/93	A	78-63
2/27/93	H	81-53
1/19/94	H	86-71
2/16/94	A	64-67
1/18/95	A	74-57
2/11/95	H	90-70
1/20/96	H	72-65
2/10/96	A	54-64
1/10/97	A	47-56
1/9/98	H	60-63
1/23/99	A	54-68
1/29/00	H	64-66
12/18/00	A	56-77
12/15/01	H	67-63
12/13/02	A	50-46
12/12/03	H	59-44
1/8/05	A	44-46
1/5/06	H	71-39
1/26/07	H	87-75
2/10/07	A	72-68
1/26/08	A	60-68
2/8/08	H	57-65
2/7/09	H	79-65
2/20/09	A	65-76
2/5/10	A	69-93
2/20/10	H	58-84
12/11/10	H	59-64
2/25/11	A	73-60
12/10/11	A	74-64
2/24/12	H	78-74
1/19/13	A	80-64
3/5/13	H	70-72
1/18/14	H	73-80
1/17/15	A	80-66
3/6/15	N	51-66
3/14/15	N	83-77
1/16/16	H	74-69
12/16/16	H	69-53
2/25/17	A	91-78
12/16/17	A	62-60
2/24/18	H	64-56
12/16/18	H	74-53
12/14/19	A	65-70
1/23/21	A	66-52
2/18/21	H	47-54
1/22/22	H	68-65
2/18/22	A	72-51
12/16/22	H	72-64
1/21/23	A	52-56

UCCS WOMEN'S BASKETBALL

Colorado College (28-6)		2/26/05	H	64-69	3/1/19	A	38-57	2/2/19	A	67-59	
1/26/90	A	44-61	1/21/06	H	71-70	12/21/19	A	61-64	2/15/19	H	67-73
2/16/90	H	59-70	2/23/06	A	67-82	2/28/20	H	70-49	2/1/20	H	75-56
12/13/90	H	67-49	1/13/07	H	83-72	1/18/21	A	47-80	2/14/20	A	56-59
1/10/91	A	60-57	1/11/08	A	52-68	12/11/21	H	41-54	1/16/21	A	50-62
11/26/91	A	87-61	1/16/09	H	75-62	1/14/23	H	67-64	2/8/21	H	56-66
12/12/91	H	73-56	1/16/10	A	59-70				12/3/21	A	49-54
1/23/92	A	71-77	1/8/11	H	69-58	Colorado State (0-1)			1/15/22	L	34-53
12/9/92	H	86-35	1/7/12	A	49-64	12/9/93	A	59-82	2/24/23	A	59-75
2/8/93	A	78-63	1/12/13	H	55-56						
1/24/94	A	65-30	1/10/14	A	46-64	Colorado State-Pueblo (22-41)					
12/7/94	H	77-40	3/4/14	A	57-70	12/1/89	A	35-86	Concordia-St. Paul (0-2)		
1/23/95	A	76-32	1/10/15	H	72-56	12/3/89	A	44-89	12/29/07	N	47-68
11/29/95	A	71-38	12/11/15	A	65-72	1/26/91	A	49-63	11/12/11	N	56-65
2/24/96	H	69-84	1/9/16	H	65-55	2/9/91	H	46-65	Dana (1-0)		
12/10/96	A	72-39	1/21/17	A	63-80	11/23/91	N	62-70	11/28/97	H	66-61
11/24/98	H	69-43	3/3/17	N	63-51	1/11/92	A	60-61			
2/4/99	A	63-44	1/20/18	H	46-54	2/8/92	H	74-81	Denver (0-17)		
12/4/99	H	74-55	12/7/18	A	45-67	1/13/93	A	74-54	2/13/90	A	42-85
1/26/00	A	55-43	12/6/19	H	40-69	2/2/93	H	78-49	1/16/91	A	39-76
12/6/00	A	92-64	1/4/21	A	57-89	1/8/94	A	77-50	2/13/91	H	31-61
1/14/01	H	91-52	2-9-22	H	63-69	2/5/94	H	72-59	1/25/92	H	66-78
11/28/01	H	84-77	3/1/22	A	48-79	1/28/95	A	60-59	2/22/92	A	54-69
2/5/02	A	73-66	12/9/22	H	71-51	2/3/95	A	52-69	1/23/93	H	43-64
1/8/03	A	74-77	2/4/23	A	62-64	2/18/95	H	60-58	2/20/93	A	54-66
1/27/03	H	78-74				1/4/96	A	73-78	1/12/94	A	55-80
12/9/03	H	79-52	Colorado Mines (23-21)			1/10/96	H	69-66	2/10/94	H	49-65
1/27/04	A	70-34	12/4/90	A	65-64	1/29/97	H	73-78	3/4/94	A	61-67
11/30/04	H	65-42	2/4/92	H	84-49	2/19/97	H	76-69	1/21/95	H	47-61
2/12/05	A	71-61	11/21/92	H	79-32	1/27/98	H	61-74	2/15/95	A	70-78
1/16/06	H	88-70	1/17/94	A	90-33	12/1/98	A	54-56	1/24/96	A	69-77
1/31/06	A	72-65	2/8/94	H	83-49	2/2/99	H	61-56	2/15/96	H	55-75
1/23/07	H	72-67	11/25/94	H	70-56	12/7/99	H	55-73	2/11/97	A	44-69
1/7/08	A	66-52	1/8/96	A	47-59	2/8/00	A	82-84	1/13/98	A	38-66
12/9/08	H	67-69	12/6/96	H	86-70	1/30/01	A	61-71	2/10/98	H	51-52
			12/5/97	A	78-68	2/20/01	H	86-69			
Colorado Mesa (12-41)			1/8/99	A	47-41	1/29/02	H	78-69	Dixie State (2-0)		
1/20/90	H	59-75	1/14/00	H	37-64	2/19/02	A	65-82	1/4/19	H	59-54
11/16/90	H	62-80	1/6/01	H	52-45	2/8/03	H	63-71	1/3/20	A	67-40
12/28/90	A	50-75	1/5/02	A	51-65	2/21/03	A	72-97			
12/6/91	H	69-59	12/14/02	A	54-50	2/7/04	A	44-82	Doane (0-1)		
1/14/92	A	64-83	12/13/03	H	71-75	2/20/04	H	59-73	11/22/89	H	41-91
11/26/94	H	65-67	1/7/05	A	40-51	1/29/05	N	65-67			
1/3/95	A	73-89	1/7/06	H	58-46	2/10/05	A	62-65	Eastern Montana (0-1)		
11/17/95	A	53-73	2/2/07	A	46-60	1/27/06	A	46-65	11/30/90	A	34-75
12/31/95	H	67-66	2/17/07	H	53-63	2/11/06	H	74-64			
1/18/97	H	55-68	2/2/08	H	52-47	12/8/06	A	47-57	Eastern New Mexico (2-1)		
2/15/97	A	48-61	2/15/08	A	46-67	12/8/07	N	52-68	11/16/03	H	55-65
1/17/98	A	65-78	2/6/09	H	57-77	12/19/08	H	77-67	11/15/14	N	62-59
12/18/98	H	51-61	2/21/09	A	51-83	12/12/09	A	54-85	3/10/17	N	89-73
2/20/99	A	44-71	2/6/10	A	49-90	1/3/11	H	77-56			
12/19/99	A	44-65	2/19/10	H	60-79	2/5/11	A	59-75	Emporia State (1-1)		
2/26/00	H	45-56	12/10/10	H	59-54	12/31/11	A	56-65	11/27/10	H	70-67
1/19/01	H	56-64	2/26/11	A	70-58	2/4/12	H	60-66	11/26/22	N	64-80
2/9/01	A	52-49	12/9/11	A	54-49	2/28/12	A	61-58			
11/24/01	A	63-81	2/25/12	H	71-73	1/5/13	N	54-66	Florida Southern (0-1)		
1/18/02	A	55-69	1/18/13	A	64-58	2/9/13	A	47-37	12/30/92	A	55-64
2/9/02	H	50-59	1/17/14	H	54-55	1/4/14	A	64-65			
2/28/02	A	51-57	1/16/15	A	75-66	2/8/14	N	67-57			
11/29/02	A	44-70	1/15/16	H	55-59	1/3/15	H	69-66 (OT)			
1/24/03	A	61-78	12/17/16	H	73-65	2/7/15	A	68-74			
3/1/03	H	57-65	2/24/17	A	74-63	3/13/15	N	73-63			
1/24/04	H	66-68	12/17/17	A	62-84	2/5/16	A	61-64			
2/27/04	A	52-55	2/23/18	H	68-81	1/14/17	A	49-70			
1/21/05	A	69-60	12/1/18	H	73-69	1/13/18	H	64-51			

Fort Hays State (4-8)

1/3/97	H	54-65
1/2/98	A	45-91
1/29/99	H	70-62
2/4/00	A	50-77
12/9/00	H	77-71
12/8/01	A	71-61
1/18/03	H	64-60
1/17/04	A	61-74
1/29/04	A	49-68
12/10/05	H	53-66
11/17/17	A	51-81
11/24/18	N	52-80

Fort Lewis (26-30)

12/10/89	H	75-66
2/24/90	A	55-71
12/29/90	A	83-49
1/17/92	H	79-51
2/12/92	A	64-46
1/16/92	H	46-78
2/13/93	A	64-46
12/4/93	N	81-73
1/28/94	H	102-72
2/25/94	A	65-70
1/25/97	A	57-69
2/8/97	H	55-63
1/24/98	H	55-66
2/7/98	A	37-73
12/5/98	A	75-82
2/6/99	H	58-47
12/11/99	H	73-49
2/12/00	A	65-61
1/27/01	A	80-45
2/17/01	H	84-58
1/25/02	H	66-62
2/14/02	A	55-61
2/26/02	H	56-43
1/31/03	A	51-66
2/14/03	H	50-64
1/30/04	H	41-38
2/13/04	A	53-63
2/5/05	H	62-54
2/18/05	A	32-69
2/3/06	A	62-75
2/18/06	H	59-71
3/1/06	A	54-69
1/12/07	H	60-74
1/12/08	A	44-82
1/9/09	A	60-83
1/8/10	H	56-92
12/3/10	H	69-79
2/12/11	A	48-85
12/2/11	A	65-81
2/11/12	H	84-78
3/2/12	N	65-68
11/30/12	H	70-65
12/6/13	A	64-68
2/16/13	A	63-65
2/15/14	H	61-57
12/5/14	H	91-64
2/14/15	A	61-62 (OT)
1/1/16	A	83-65
3/4/16	N	70-79

1/7/17	H	75-71
1/6/18	A	57-69
1/11/19	A	50-67
1/10/20	H	62-48
2/6/21	H	85-53 (2OT)
2/5/22	A	55-52
1/6/23	A	65-56

Fresno Pacific (1-0)

12/9/90	A	53-50
---------	---	-------

Friends (1-0)

11/26/21	N	68-54
----------	---	-------

Grand Canyon (1-2)

12/7/90	A	58-83
12/31/93	A	37-63
12/1/04	H	58-37

Greensboro (1-0)

1/2/01	H	81-59
--------	---	-------

Hastings (0-2)

11/21/90	H	66-73
12/4/92	A	75-99

Indiana-Purdue Fort Wayne (0-1)

12/2/93	N	61-69
---------	---	-------

Johnson & Wales (5-0)

12/6/04	H	85-36
1/11/05	H	91-47
12/5/08	N	88-56
1/3/12	A	73-60
11/24/15	H	100-65

Kansas Wesleyan (0-1)

12/29/06	N	69-73
----------	---	-------

LeTourneau (0-1)

12/2/95	N	54-86
---------	---	-------

Limestone (1-0)

11/3/07	N	84-74
---------	---	-------

Lubbock Christian (1-5)

12/9/89	H	67-97
12/4/03	H	38-53
11/17/07	A	60-71
11/22/08	N	73-91
11/14/14	N	93-90
11/15/19	A	44-76

Mary Hardin Baylor (1-0)

11/25/99	N	54-42
----------	---	-------

Mayville State (1-0)

11/16/07	A	78-71
----------	---	-------

McKendree (1-0)

1/5/93	H	87-44
--------	---	-------

Menlo (1-0)

12/18/12	H	65-53
----------	---	-------

MSU Denver (12-43)

11/18/89	A	31-88
1/30/91	A	35-79
2/11/91	H	49-63
1/29/92	H	62-87
2/27/92	A	54-67
1/27/93	H	68-65
2/25/93	A	65-68
1/22/94	A	54-64
2/19/94	H	60-65
1/14/95	A	60-80
2/8/95	H	77-86
1/18/96	H	58-73
2/8/96	A	51-68
12/7/96	H	56-66
12/6/97	A	64-70
1/9/99	A	59-93
1/15/00	H	55-57
1/19/01	A	75-87
1/12/02	H	81-44
1/3/03	H	56-61
1/1/04	A	58-52
12/18/04	H	45-75
12/17/05	A	61-72
1/27/07	H	60-74
2/9/07	A	50-85
1/25/08	A	47-61
2/9/08	H	43-57
1/23/09	A	66-86
2/28/09	H	70-83
1/23/10	H	68-90
2/26/10	A	47-59
1/15/11	A	57-73
1/14/12	H	48-55
12/7/12	H	49-62
3/2/13	A	47-65
12/13/13	A	56-68
3/1/14	H	62-43
12/12/14	H	85-58
2/28/15	A	75-70
12/5/15	A	86-82
2/26/16	H	82-57
1/24/17	H	54-56
2/18/17	A	66-82
2/28/17	H	66-62
1/23/18	A	49-46
2/17/18	H	57-70
1/26/19	A	56-60
2/8/19	H	84-69
1/25/19	H	55-67
2/7/20	A	49-57
1/21/21	A	65-68
2/20/21	H	58-67
1/21/22	H	47-54
2/19/22	A	82-78 (OT)
1/13/23	H	51-65

Midwestern State (1-2)

11/19/16	N	61-55
11/12/21	A	63-74
11/12/22	H	72-80

Minnesota St., Mankato (0-1)

11/23/13	N	68-87
----------	---	-------

Missouri Western (0-1)

11/28/09	H	43-52
----------	---	-------

Montana State-Billings (0-2)

11/15/09	A	57-91
11/27/09	H	61-70

Montana Tech (1-0)

11/28/14	H	86-58
----------	---	-------

Morningside (1-0)

11/26/16	N	65-66
----------	---	-------

Nebraska-Kearney (5-26)

2/22/90	H	47-81
12/3/92	A	63-70
1/6/94	H	68-73
12/2/94	A	47-58
12/29/95	A	56-70
1/4/97	H	56-80
1/3/98	A	50-73
1/30/99	H	84-78
2/5/00	A	54-96
12/8/00	H	69-82
3/5/01	N	52-74
12/7/01	A	53-66
1/17/03	H	63-82
1/16/04	A	68-66
1/14/05	H	58-72
1/14/06	A	40-75
1/20/07	A	61-76
2/23/07	H	57-67
1/18/08	H	63-66
2/23/08	A	67-82
1/30/09	H	54-73
2/14/09	A	70-85
1/30/10	A	70-84
2/12/10	H	101-93
1/21/11	A	76-78
2/19/11	H	83-72
1/20/12	H	58-65
2/18/12	A	73-66
11/22/13	N	74-83
11/18/16	N	54-73
11/25/18	A	45-61

Nebraska-Omaha (0-1)

11/18/06	N	60-85
----------	---	-------

Nebraska Wesleyan (1-0)

1/5/91	H	82-60
--------	---	-------

Newman (2-2)

12/28/07	N	63-38
11/28/08	H	73-75
11/14/15	H	64-71
11/11/16	N	74-64

UCCS WOMEN'S BASKETBALL

New Mexico Highlands (26-26)			Northern Colorado (1-9)			Regis (21-36)			St. Mary's (Texas) (0-1)		
1/22/90	A	72-84	12/1/90	A	69-88	1/11/90	H	45-66	11/16/19	N	58-70
2/18/90	H	75-82	11/25/95	H	77-108	1/15/91	H	54-78			
2/20/92	A	70-78	11/22/97	A	47-97	2/2/91	H	46-57	Saint Martin's (1-0)		
2/2/93	H	76-63	11/21/00	A	69-82	2/1/92	A	85-77	11/28/15	H	82-59
11/18/94	A	75-65	11/26/02	A	29-80	2/29/92	H	65-59			
1/10/95	A	74-86	1/6/03	A	43-56	1/9/93	H	71-62	Seattle Pacific (1-1)		
12/8/95	N	69-79	2/10/04	H	69-58	2/6/93	A	74-58	3/3/92	H	77-72
1/3/96	A	53-69	2/14/05	A	54-73	1/15/94	A	78-50	12/31/96	A	61-83
2/2/97	A	80-82	1/28/06	A	55-72	2/12/94	A	65-57			
2/22/97	H	74-77	11/29/06	A	56-62	2/1/95	H	64-78	Simon Fraser (0-2)		
1/29/98	H	64-67				2/25/95	A	62-67	11/29/97	H	49-72
12/12/98	A	72-83	Northern New Mexico (2-0)			1/31/96	H	58-55	11/22/19	A	79-81 (OT)
2/13/99	H	66-67	11/21/09	N	61-53	2/21/96	A	61-63			
1/8/00	H	79-77	11/17/12	N	73-42	1/11/97	A	50-85	Sonoma State (1-0)		
2/19/00	A	51-75				1/10/98	H	51-63	12/9/95	N	61-45
1/25/01	A	80-91	Northern State (0-2)			1/15/99	H	39-59			
2/16/01	H	74-73	12/4/94	N	82-87	1/4/00	A	55-68	South Dakota (0-3)		
1/26/02	H	62-51	11/21/15	H	69-75	1/20/00	A	55-68	12/2/06	A	45-85
2/15/02	A	76-69				12/17/00	A	76-57	11/24/07	H	66-82
2/7/03	H	74-67	Northwest Missouri State (0-1)			2/27/01	A	75-70	1/5/09	H	58-66
2/22/03	A	54-79	11/27/92	A	45-55	12/16/01	H	76-72			
2/6/04	A	67-70				1/11/03	A	51-67	South Dakota Mines (8-8)		
2/21/04	H	43-64	Oklahoma Baptist (0-1)			1/10/04	H	56-57	1/22/16	A	91-55
1/25/05	A	58-64	11/26/99	N	54-68	12/20/04	H	43-53	2/20/16	H	74-65
2/8/05	H	71-79				12/16/05	A	53-66	12/3/16	H	81-72
1/24/06	H	66-53	Oklahoma Christian (2-0)			1/30/07	H	58-68	2/3/17	A	66-51
2/7/06	A	58-73	11/13/15	H	80-60	2/13/07	A	49-74	12/2/17	A	38-65
1/6/07	A	92-74	11/12/16	N	82-61	1/22/08	A	57-90	2/2/18	H	69-58
1/4/08	H	63-57				2/12/08	H	74-72	1/19/19	H	57-45
12/20/08	H	78-66	Okla. Panhandle State (10-2)			1/24/09	A	73-84	2/22/19	A	59-66
12/11/09	A	59-68	1/20/90	H	65-60	2/27/09	H	101-106 (OT)	1/18/220	A	58-74
12/17/10	A	73-74	2/1/90	A	63-83	1/22/10	H	72-92	2/21/20	H	75-68
1/29/11	H	68-77	11/27/90	A	60-80	2/25/10	A	67-78	1/29/21	H	61-72
12/16/11	H	65-67	2/23/91	H	71-65	1/14/11	A	68-76	2/26/21	A	57-50
1/28/12	A	65-71	11/24/95	H	72-54	1/13/12	H	73-63	1/29/22	A	71-73
12/14/12	A	96-92	11/30/96	H	67-38	12/8/12	H	68-54	2/24/22	H	67-77
12/20/13	H	77-55	11/18/97	A	72-67	3/1/13	A	72-66	12/2/22	A	72-80
2/2/13	H	74-63	12/6/08	N	71-45	12/14/13	A	75-84	2/11/23	H	53-52
2/1/14	A	70-80	11/20/09	N	76-49	2/28/14	H	84-81			
12/19/14	A	84-81	1/2/10	A	66-39	12/13/14	H	89-92	Southwest (N.M.) (1-0)		
1/31/15	H	89-53	11/25/11	N	109-98	2/27/15	A	74-60	11/27/21	A	89-67
1/30/16	H	81-75	11/16/12	N	96-55	3/3/15	H	90-72			
1/13/17	A	80-70				12/18/15	H	59-73	Southwest Baptist (0-1)		
1/12/18	H	61-52	Park (1-0)			2/13/16	A	70-73	11/21/03	A	43-63
2/1/19	A	80-47	12/1/95	N	90-59	3/1/16	A	71-68			
2/16/19	H	71-62				12/10/16	A	59-67	Sterling (0-2)		
1/31/20	H	74-39	Patten (1-0)			2/10/17	H	88-68	11/20/90	H	73-74
2/15/20	A	68-63	11/18/95	A	71-38	3/4/17	N	53-37	11/25/05	N	73-81
1/25/22	A	66-48				12/9/17	H	42-47			
2/22/22	H	86-42	Pittsburg State (1-1)			2/9/18	A	69-73 (OT)	Tampa (0-1)		
1/27/23	H	71-55	11/22/03	A	51-72	12/15/18	H	44-54	11/26/05	N	53-69
2/25/23	A	57-65	11/18/05	N	76-72	12/13/19	A	56-66			
						2/1/21	H	47-54	Tarleton State (1-0)		
New Mexico State (0-2)			Point Loma (1-0)			11/21/21	H	63-81	11/26/11	N	73-62
12/1/99	A	38-67	11/22/14	A	66-58	1/18/22	A	66-64 (OT)			
11/19/00	A	72-82				11/18/22	A	58-76	Texas A&M-Kingsville (0-1)		
			Quinnipiac (1-0)			2/14/23	H	56-73	11/19/21	A	57-59
			12/31/92	N	72-53						
North Central State (0-1)						St. Edward's (1-0)			Texas A&M-International (1-0)		
12/7/89	H	59-62				12/30/18	H	65-57	11/29/14	H	91-75
						St. Cloud State (0-1)					
						11/17/06	N	55-74			

UCCS WOMEN'S BASKETBALL

Texas-El Paso (0-1)	12/20/14	A	74-63	Westminster (4-5)				
11/15/00	A	66-73	1/30/15	H	77-54	12/12/15	A	69-58
			1/29/16	H	80-65	1/8/16	H	77-50
Texas-Permian Basin (1-1)						1/27/17	H	70-44
11/10/18	N	60-61	Western State (29-20)			1/27/18	A	42-54
11/9/19	H	86-78	1/7/90	H	76-80	1/5/19	H	60-75
			12/31/91	H	53-57	1/4/20	A	64-75
Texas Wesleyan (1-0)			3/1/92	A	61-82	1/1/22	H	48-59
11/14/98	N	63-58	1/15/93	H	74-50	12/10/22	H	46-55
			2/2/94	H	70-51	2/3/23	A	52-58
Texas Woman's (0-2)			1/4/95	A	66-47			
11/19/10	N	46-70	1/2/96	H	55-53	Winona State (2-2)		
11/20/16	A	66-70	1/17/97	H	59-78	11/2/07	N	68-63
			2/14/97	A	70-74	11/29/08	H	63-90
Valley City State (0-1)			1/16/98	A	61-47	11/26/10	H	59-67
12/20/09	H	42-60	12/19/98	H	49-57	11/11/11	N	50-45
			2/19/99	A	71-56			
Washburn (0-1)			12/20/99	A	50-66	Wisconsin-Parkside (0-1)		
11/28/92	A	44-80	2/25/00	H	62-64	12/29/18	H	62-70
			1/20/01	H	87-69			
Wayland Baptist (0-4)			2/10/01	A	81-73	Wyoming (0-1)		
11/13/98	N	43-67	11/23/01	A	72-50	11/21/04	A	43-61
12/27/99	N	44-61	1/17/02	A	60-53			
11/25/16	N	56-65	2/8/02	H	78-67			
11/25/22	N	65-73	11/30/02	H	48-68			
			1/21/03	H	44-46			
Wayne State (Neb.) (0-6)			2/25/03	A	59-62			
12/5/92	A	59-67	1/20/04	A	65-49			
12/6/02	H	49-56	2/24/04	H	68-58			
12/3/06	A	45-64	1/22/05	A	49-64			
11/23/07	H	63-80	2/25/05	H	76-53			
11/13/17	H	61-69 (OT)	1/20/06	H	66-59			
11/26/17	A	51-74	2/24/06	A	68-60			
			12/16/06	H	51-52			
West Texas A&M (2-10)			12/14/07	A	67-68			
12/28/91	H	58-87	1/17/09	H	65-70			
12/30/93	N	85-79	11/24/09	H	56-52			
11/27/04	A	48-79	1/15/10	A	79-64			
11/19/05	N	69-105	1/7/11	H	69-62			
11/21/08	N	54-94	1/6/12	A	75-70			
11/19/11	H	66-62	1/11/13	H	73-65			
11/20/12	A	54-78	1/9/14	A	70-52			
3/16/15	A	69-96	1/9/15	N	73-58			
3/10/16	N	43-70	2/6/16	A	71-60			
11/10/17	H	34-61	12/30/16	H	67-47			
11/9/18	A	51-84	1/20/17	A	61-55			
11/8/19	H	50-75	12/20/17	A	62-74			
			1/19/18	H	47-41			
Western New Mexico (13-5)			12/8/18	A	65-59			
12/2/89	N	55-107	12/7/19	H	43-65			
2/7/91	H	55-72	2/4/21	H	40-74			
11/22/02	A	50-64	2/4/22	A	60-57			
1/13/03	H	59-58	12/31/22	A	53-57			
1/4/07	A	60-57	2/17/23	H	60-51			
1/5/08	H	72-61						
12/13/08	A	70-64	Western Washington (0-1)					
12/5/09	H	70-77	11/23/19	A	41-62			
12/18/10	A	63-48						
1/28/11	H	67-53						
12/17/11	H	67-44						
1/27/12	A	64-46						
12/15/12	A	80-73 (OT)						
12/21/13	H	79-75 (OT)						
1/31/14	A	62-77						

All-Time Roster

A		D		Kaitly Hovasse	2018-21
Sophie Abela	2022-23	Anna Davern	2018-21	Hannah Hubbell	2014-15
Payden Ackerman	2009-12	Stacy DeCosta	1990, 1992	Donnis Hurd	1994
Meghan Ainsworth	2004-05	Talia DePetrillo	2022-23	I	
Callie Allen	2021	Mariah Derksen	2023	Jennifer Ince	1996-99
Amber Anderson	1993-96	Eliza de Vera	2020	J	
Crystal Armendarez	2005-06	Theresa Dinn	2001-02	Emily Jenkins	2005-08
Jessica Armstrong	2000-01, 2002-03	Jamie Dodge	1995-96	Jasmine Jeffcoat	2022
Lindsay Arnoldus	2005	Alexa Dominguez	2022-23	Kallie Jiblets	2010-11
Dawn Ausmus	2004	Emily Doolittle	2021-23	Corrissa Johnson	2000-01
Jazzmin Awa-Williams	2008-09	Melissa Dougherty	1997	Elly Johnson	2018-21
B		Kat Dunning	2007	Janean Jubic	2007-10
Brooke Baker	2013-14	Arla Duran	2004	Alison Judge	1997-98
Makenna Baker	2020	E		Alivia Judge	1997-98
Tricia Barajas	1992-93	Katie Eickelman	2009	K	
Caley Barnard	2018-20	Suzanne Ekeler	1991, 1993	Michelle Keck	2003
Nicole Baum	2001	F		Shannon Kelly	2012-16
Audy Bell	2009-10	Agar Farres	2022-23	Jessika Kienitz	2012-15
Lauren Bennett	2016-18	Abby Feickert	2018-21	Hannah Kingsbury	2013-14
Brenda Berriman	1990-93	Jae Ferrin	2018-19	Michele Kipp	2004
Alyse Bessert	2010-11	Dolly Fiedelman	2005-07	Abby Kirchoff	2012-15
Elle Bevis	2020	Caley Fisher	2010	Anna Kirchoff	2012
Joy Blake	1990-92	Tori Fisher	2013-17	Anna Kloberdanz	2003
Susan Bocock	2002	Brittany Fortier	2007-08	Jannah Knafelc	2015-16
Sarah Boddicker	1992-93	Lisa Foster	2002	Heidi Koskovich	1999-02
Michelle Brassard	2012	Stephanie Frisch	1997-99	Jeanette Kotch	1990-91
Kelly Britt	1997-99	Susan Fultz	2000	Hannah Knight	2012-13
Verity Brose	1998	G		Mackenzie Knobbe	2003-06
Danielle Brown	2012	Madi Gaibler	2017-20	Whitney Knobbe	2006-07
Jessica Brown	2012	Jennifer Gallegos	2002	Kellie Krueger	2013-15
Kai Brown	2013	Taylor Garcia	2013-15	L	
Lindsey Bryant	2005	Nicole Gearhart	2014	Stacy LaBuhn	2007-08
Bre Burgesser	2012	Sammie Gentile	2011-14	Ines Latapia	2022-23
Lisa Burkhart	2003	Maddie Golla	2018-21	Shannah Leaf	2014-18
Kirstin Buttars	2008	Madison Gomer	2014	Michelle Lighthall	2010
C		Mercy Gonzalez	2021	Tess Livingston	1991-93
Amy Carlson	1992	Karlee Gradisar	2009-10	Madison Lord	2018-20
Angela Carter	1993-96	H		Mallory Lowe	2008-10
Mia Carter	2015-18	Maria Haas	2015-17	Jessica Lynch	2009-10
Becky Chandler	2000	McKenna Haist	2013-15	Katy Lynn	2001
Sierra Charles	2005	Suzanne Hall	1994	Anita Lyons	1990
Carrie Christopher	2013-14	Felisha Hamilton	2008	M	
Tiffany Clayton	1994	Gracie Haneborg	2022-23	Maribeth Martinez	2005-06
Trina Cobb	1996	Crystal Hardy	1999-01	Rachel Martinez	1995-98
Crystal Colbert	2005	Lorraine Harrison	1991	Michelle Mathiesen	1999-02
Katelyn Coutee	2010	Elise Hazlewood	2003-04	Meghan McGee	2001-04
Danielle Coleman	2000	Barb Henderson	2000	Lyndsey McGuire	2006
Katie Crump	2010-11	Sierra Henry	2012	BJ McNeally	2001-04
Selena Cudney	2021	Brittany Hernandez	2014-17	Shelby Megyeri	2022
Sarah Curby	2011	Taryn Hidrogo	2002	Christina Merritt	2003-04
		Tanya Hoak	1996-97	Peggy Metz	1992-95
		Laura Hodgson	2006	Ashley Miller	2009-12
		Malani Hoeffken	1996	Jamie Miller	1999
		Nancy Hoist	2007-09	Kenzi Mitchell	2014-16
		Lauren Holm	2007-10	Tara Morrison	1997-98
		Crista Holt	1997	Ellie Moore	2020-22
		Imthiaz Hopkins	1998	Lisa Musick	1990
		Jayna Horvat	1997-98		
		Emily Hovasse	2023		

N

Jessica Nation	2021-23
Lauryn Near	2011-13
Tara Newton	1992-94
Sydney Nilles	2023

O

Kelly O'Flannigan	2016-19
Nicole Opferman	2002-05
Jenine Ota	2004-05
Caroline Ottino	2005-07
Rylie Ottmann	2023

P

Sam Patterson	2012-15
Jackie Paul	1999
Hattie Peach	1993
Chelsea Pearson	2017-20
Eva Pedraza	2001
Desiree Pierson	2020
Jeri Pikul	2011-14
Krystal Pittman	2012
Alex Pitts	2007-09
Ami Podczervinski	1999
Natalia Potter	1998-99

R

Tami Rae	1991-94
Gabby Ramirez	2013-16
Karen Rants	1996-99
Brandi Rasic	1991, 1994
Kori Rice	2001-02
Julie Richards	2003-06
Karen Richardson	1996
Jordyn Rienks	2011
Breelyn Robinson	2022-23
Robyn Rodriguez	1990
Valerie Romero	1991-95

S

Candace Salas	2004
Joey Sale	2016-19
Kris Sams	1991
Jennine Sauter	2003-06
Stephanie Sauter	2005-06
Anna Schwecke	2016-17
Gina Seago	1993-96
Emily Seifert	2015-19
Bo Shaffer	2018-22
Alex Sherk	2009
Lindsay Shipley	2000
Lacey Sollie	1997
Betty Stafford	1990
Dina Stevens	1992
Kassie Stratton	2012

T

Tatum Tellin	2018-21
Trisha Terhar	2004
Tisha Terrell	1995
Nichole Thomas	1999-00
Candace Thornton	2007-08
Tonya Tripp	2007-08
Kim Trupp	1996-98

V

Keli Van Cleave	1992
Sarah Van Kampen	1996-98
Barb Veggeberg	1990-91
Jen Vigil	2014-17
Kristen Vigil	2017-18
Sandra Vigil	1992-93

W

Kimberly Walker	2004
Mary Beth Walker	1994-95
McLain Walker	2022
Courtney Wallace	2003-04
Cori Wesley	1995
Maison White	2022-23
Lauren Wolfinger	2010-13
Lanette Wyatt	2001

Y

Crystal Yazzie	2001-02
Kyra Young	2018-19

Z

Rachel Zartman	1993
Gaia Zimbardo	2023