



**BUFFALO**<sup>TM</sup>

2023/24

# BASKETBALL

INFORMATION GUIDE



OGDEN



JOHNSON



WATSON

## University Information

School Name: \_\_\_\_\_ University at Buffalo  
 Location: \_\_\_\_\_ Buffalo, NY  
 Founded: \_\_\_\_\_ 1846  
 Enrollment: \_\_\_\_\_ 29,850  
 President: \_\_\_\_\_ Satish K. Tripathi  
 Director of Athletics: \_\_\_\_\_ Mark Alnutt  
 Athletics Phone: \_\_\_\_\_ 716-645-3141  
 Nickname: \_\_\_\_\_ Bulls  
 Colors: \_\_\_\_\_ Royal Blue and White  
 Affiliation: \_\_\_\_\_ NCAA Division I  
 Conference: \_\_\_\_\_ Mid-American  
 Arena: \_\_\_\_\_ Alumni Arena  
 Capacity: \_\_\_\_\_ 6,783

## Coaching Information

Head Coach: \_\_\_\_\_ Becky Burke  
 Alma Mater: \_\_\_\_\_ Louisville (2012)  
 Record at UB: \_\_\_\_\_ 12-16 (2nd)  
 Career Record: \_\_\_\_\_ 125-71 (8th)  
 Associate Head Coach: \_\_\_\_\_ Jacey Brooks (1st)  
 Assistant Coach: \_\_\_\_\_ James Ewing (1st)  
 Assistant Coach: \_\_\_\_\_ Erin Sinnott (2nd)  
 Director of Operations: \_\_\_\_\_ Allese Williams (1st)  
 Basketball Office Phone: \_\_\_\_\_ 716-645-3025

## Mid-American Conference

Address: \_\_\_\_\_ 24 Public Square, 15th Floor  
 \_\_\_\_\_ Cleveland, OH 44113  
 Office Phone: \_\_\_\_\_ 216-566-4622  
 Office Fax: \_\_\_\_\_ 216-696-2622  
 Website: \_\_\_\_\_ www.mac-sports.com  
 Commissioner: \_\_\_\_\_ Dr. Jon A. Steinbrecher  
 Asst. Comm/Media Relations: \_\_\_\_\_ Jeremy Guy  
 Dir. of Communications (WBB): \_\_\_\_\_ Cooper Snyder

## Athletic Communications

Office Fax: \_\_\_\_\_ 716-645-6840  
 Press Row: \_\_\_\_\_ 716-645-3360  
 Asst. AD/Communications: \_\_\_\_\_ Jon Fuller  
 e-mail: \_\_\_\_\_ jfuller3@buffalo.edu  
**Director/WBB Contact:** \_\_\_\_\_ Sarah Tranelli  
 Office: \_\_\_\_\_ 716-645-6837  
 Cell: \_\_\_\_\_ 585-880-2750  
 e-mail: \_\_\_\_\_ stranelli@buffalo.edu  
 Asst. Director/MBB Contact: \_\_\_\_\_ Zach Monell  
 Office: \_\_\_\_\_ 716-645-6871  
 Cell: \_\_\_\_\_ 716-531-0612  
 e-mail: \_\_\_\_\_ zcmonell@buffalo.edu



## Team Information

**All-Time Record** \_\_\_\_\_ 744-657 (57 years)  
**2022-23 Record** \_\_\_\_\_ 12-16  
**Conference Record** \_\_\_\_\_ 7-11  
**Conference Finish** \_\_\_\_\_ 8th  
**Conference Tournament** \_\_\_\_\_ Quarterfinals - L vs. Toledo, 75-74 (OT)  
**Last NCAA Tournament Appearance** (2022) First Round - L vs. #4 Tennessee, 80-67  
**Letterwinners Returning/Lost** \_\_\_\_\_ 3/6  
**Starters Returning/Lost** \_\_\_\_\_ 1/4  
**Newcomers** \_\_\_\_\_ 10

## Returners

- **Hattie Ogden, So, G/F, 6-2**  
5.1 ppg, 2.19 rpg, 0.9 spg
- **Kiara Johnson, Gr, F, 6-2**  
6.8 ppg, 4.5 rpg, 0.7 bpg
- **Briyanna Baron, Gr, G, 5-5**  
1.0 ppg, 0.2 rpg, 0.4 apg
- **Chellia Watson, R-Sr, G, 5-8**

## 2022-23 Inside the Numbers:

Home Record .....6-7  
 Away Record .....6-8  
 Neutral Record.....0-1  
  
 Leading at Half .....8-3  
 Trailing at Half.....2-11  
 Tied at Half.....2-1  
 Overtime Games.....0-1

## Games decided by:

0-5 points .....4-9  
 6-10 points.....4-1  
 11 or more points.....4-6

## When UB Scores:

59 or less points .....2-7  
 60-69 points .....4-6  
 70-79 points .....3-3  
 80-89 points .....2-0  
 90-99 points .....1-0  
 100+ points.....0-0





## UNIVERSITY AT BUFFALO

Please note: The proper school name is the University at Buffalo, not the University of Buffalo. Please make all references to the school name as the University at Buffalo, Buffalo or UB. Thank you.

Location \_\_\_\_\_ Buffalo, NY 14260  
 Founded \_\_\_\_\_ 1846  
 Enrollment \_\_\_\_\_ 29,850  
 Nickname \_\_\_\_\_ Bulls  
 Colors \_\_\_\_\_ Royal Blue (PMS 293) and White  
 Affiliation \_\_\_\_\_ NCAA Division I  
 Conference \_\_\_\_\_ Mid-American  
 Facility \_\_\_\_\_ Alumni Arena  
 Capacity \_\_\_\_\_ 6,100  
 President \_\_\_\_\_ Satish K. Tripathi  
 Athletics Director \_\_\_\_\_ Mark Alnutt  
 Senior Woman Administrator \_\_\_\_\_ D'Ann Keller  
 Athletic Department Phone \_\_\_\_\_ 716-645-3141  
 Ticket Information \_\_\_\_\_ 716-645-6666  
 Website \_\_\_\_\_ www.ubbulls.com

## ATHLETIC COMMUNICATIONS

Address \_\_\_\_\_ 21 Alumni Arena, Buffalo, NY 14260  
 Office Fax \_\_\_\_\_ 716-645-6840  
 Director/Women's Basketball Contact \_\_\_\_\_ Sarah Tranelli  
 E-mail \_\_\_\_\_ stranelli@buffalo.edu  
 Office Phone \_\_\_\_\_ 716-645-6837  
 Cell Phone \_\_\_\_\_ 585-880-2750

## MID-AMERICAN CONFERENCE

Address \_\_\_\_\_ 50 Public Square, Suite 3000, Cleveland, OH 44113  
 Office Phone \_\_\_\_\_ 216-566-4622  
 Office Fax \_\_\_\_\_ 216-696-2622  
 Website \_\_\_\_\_ www.mac-sports.com  
 Women's Basketball Contact \_\_\_\_\_ Cooper Snyder

## WOMEN'S BASKETBALL INFORMATION

2022-23 Record \_\_\_\_\_ 12-16  
 2022-23 MAC Record/Finish \_\_\_\_\_ 7-11 / 8th  
 MAC Tournament: 3-0 (L vs. Toledo 75-74 (OT))  
 Letterwinners Returning/Lost \_\_\_\_\_ 3/6  
 Starters Returning/Lost \_\_\_\_\_ 1/4  
 Newcomers \_\_\_\_\_ 11

## COACHING INFORMATION

Head Coach \_\_\_\_\_ Becky Burke (Louisville, '12)  
 Record at UB \_\_\_\_\_ 12-16 (2nd season)  
 Career Head Coaching Record \_\_\_\_\_ 125-71 (8th season)  
 Associate Head Coach \_\_\_\_\_ Jacey Brooks (Buffalo State, '06)  
 Assistant Coach \_\_\_\_\_ James Ewing (Mercyhurst, '15)  
 Assistant Coach \_\_\_\_\_ Erin Sinnott (Daemen '19)  
 Basketball Operations \_\_\_\_\_ Allese Williams (Embry Riddle '20)  
 Basketball Office Phone \_\_\_\_\_ 716-645-3025



@UBwomenshoops  
 @UBAthletics  
 @beckyburke11



UBBulls  
 UBWBB



UBSID



## Women's Basketball Information Guide

This information guide is intended to serve as a primary information source for writers, broadcasters, sports directors, sports editors, sports information directors and fans who follow the UB women's basketball team.

The University at Buffalo Athletic Communications Office is always interested in assisting members of the media in their coverage of UB women's basketball. Publicity and media information for men's basketball is handled by Athletic Communications Assistant Director **Sarah Tranelli**. Weekly news releases, statistics, photographs and other materials are available to media outlets covering the Bulls' women's basketball team by contacting the UB Athletic Communications Office at **(716) 645-6837**.

## Athletic Communications Office

The Athletic Communications Office is located on the ground floor of UB's Alumni Arena (Room 21). The easiest way to get there is to enter Alumni Arena take the elevator to the ground floor and look for Room 21 - next to athletic training room.

## Interview Policy

All interviews with UB basketball players or coaches must be arranged through the UB Athletic Communications Office. In order to avoid any deadline conflicts, it is best to call two days in advance.

## Game Day Services

Prior to each game, game notes and media guides for both teams will be available in the Alumni Arena Media Room.

Box scores will be available at halftime and immediately following each game. Updated boxes can be printed during the game upon request. Final game packets, including halftime and final boxes, and play-by-play will be available at the conclusion of each game.

## Media Credentials

Please direct all requests for press row and photo credentials for University at Buffalo home games to **Sarah Tranelli**, Athletic Communications Director, by calling (716) 645-6837. Requests can also be e-mailed to [stranell@buffalo.edu](mailto:stranell@buffalo.edu). Please send in your request at least 48 hours in advance to ensure credentials being granted.

## Media Parking

Parking for the media is free and available in the Alumni Arena service lot, located behind Alumni Arena. Media parking passes must be requested with credential requests and be made two weeks in advance for passes to be mailed.

## Photographers

Photographers are allowed along each baseline. No photographers are allowed to take pictures at or behind the official scorers table or team benches without the prior approval of the UB Athletic Communications Office.

## Visiting Radio

All visiting radio stations will receive two seats along press row near the visitor's bench. Phone lines will be available from a central hub location and Ethernet

lines will be available on request. Please notify the UB Communications Office the week prior to game day if you plan to broadcast the game.

## In-Game Statistics

Media will be able to access in-game statistics via their computer or tablet by visiting **ubuffalo.sidearmsports.com/sidearmstats/wbball/summary**.

## Postgame Procedures

At the conclusion of the game, head coach Becky Burke, selected UB players, as well as the visiting head coach and players will be available in the Alumni Arena Media Room after a 10-minute cooling off period as sanctioned by the NCAA.

The UB lockerroom area will be CLOSED to the media after games. Any media requesting interviews with UB players should contact **Sarah Tranelli** or a member of the Athletic Communications Office near the end of the game so those players can be made available.

The order of interviews in the media room after games will be:

1. Visiting Coach/Players
2. Coach Burke
3. UB players

Statistics will be available approximately 15 minutes after the game in the Media Room. Stats will also be available at halftime and during timeouts when requested.

Any other special requests should be directed to Sarah Tranelli at least 24 hours before game day.

## Practice

The women's basketball team generally practices between 11:00-2:00 pm on weekdays (TBA on weekends). Practices are closed to the public but open to all media wishing to conduct interviews. Head coach Becky Burke and players are generally available to media after the conclusion of practice. Please contact **Sarah Tranelli** in advance to arrange an interview.

## Alumni Arena

The 6,783-seat Alumni Arena is the home of the UB men's basketball team. The Arena is located on UB's North campus in Amherst, approximately 15 minutes from downtown Buffalo. Members of the media needing to pick up a credential should enter Alumni Arena through the front entrance located one level above the main floor of the gym.

## Athletic Communications Staff

### Sarah Tranelli

Director, Communications  
(WBB Contact)  
Office: 716-645-6837  
Cell: 585-880-2750  
[stranell@buffalo.edu](mailto:stranell@buffalo.edu)

### Jon Fuller

Associate AD / Communications  
Office: 716-645-6762  
Cell: 716-359-2728  
[jfuller3@buffalo.edu](mailto:jfuller3@buffalo.edu)

### Zach Monell

Assistant Director, Communications  
Office: 716-645-6871  
Cell: 716-531-0612  
[zcmnell@buffalo.edu](mailto:zcmnell@buffalo.edu)

### Ryan Hagen

Athletic Communications Assistant  
Office: 716-645-6993  
Cell: 716-472-2501  
[rahagen@buffalo.edu](mailto:rahagen@buffalo.edu)

## Follow The Bulls On Social Media



@UBwomenshoops



@UBAthletics



@beckyburke11



ubathletics



UBWBB



UBwomenshoops





## Print Media

### Buffalo News

One News Plaza  
Buffalo, NY 14240  
Phone: 716-849-4463  
Fax: 716-849-4587  
Contact: Josh Barnett

### The Spectrum

University at Buffalo  
Student Activity Center  
Buffalo, NY 14260  
Phone: (716) 645-2468  
Fax: (716) 645-2766  
Contact: Anthony DeCicco

### Associated Press

One News Plaza  
Buffalo, NY 14240  
Phone: (716) 852-1051  
Fax: (716) 438-2079  
Contact: John Wawrow

### Rochester Democrat and Chronicle

55 Exchange Blvd.  
Rochester, NY 14614  
Phone: (585) 232-7100  
Fax: (585) 258-2776  
Contact: James Johnson

## Radio

### ESPN1520-AM

(Flagship Radio)  
500 Corporate Parkway  
Buffalo, NY 14226  
Phone: (716) 843-0220  
Contact: Allen Davis

### WGR-AM

500 Corporate Parkway  
Buffalo, NY 14226  
Phone: (716) 843-0220  
Contact: Howard Simon

## Television

### WGRZ-TV (NBC)

259 Delaware Ave.  
Buffalo, NY 14202  
Phone: (716) 849-2219  
Fax: (716) 849-7602  
Contact: Adam Benigni

### WIVB-TV (CBS)

2077 Elmwood Ave.  
Buffalo, NY 14202  
Phone: (716) 879-4994  
Fax: (716) 874-8173  
Contact: Josh Reed, Heather Prusak

### WKBW-TV (ABC)

7 Broadcast Plaza  
Buffalo, NY 14202  
Phone: (716) 840-7799  
Fax: (716) 840-7793  
Contact: Matt Bove, Dom Tibbetts

### Time Warner Cable News

355 Chicago St.  
Buffalo, NY 14204  
Phone: (716) 558-8999  
Fax: (716) 558-8501  
Contact: Jon Scott

## Radio Coverage

### WKKB-AM, ESPN 1520 Radio in Buffalo & Tunein App Worldwide

The University at Buffalo Athletics Department announced a new radio partnership with ESPN 1520 AM to broadcast football and men's and women's basketball games as well as other programming surrounding UB Athletics beginning in August, 2014.

ESPN 1520, a 50,000-watt station, has one of the strongest signals in the nation. At night, the station can be heard from New England to South Carolina and through out the entire state of New York. Owned by the Entercom Communications Corporation, ESPN 1520 is home to such popular national radio shows as Mike and Mike in the Morning, The Herd with Colin Cowherd and SVP and Rusillo.

The partnership will also enable a cross promotion of UB athletics across other Entercom-owned stations, including WGR 550, 930 WBEN, Kiss 98.5 and Star 102.5.

"We found out with a lot of research that Buffalo has an insatiable appetite for sports and that is why we launched ESPN 1520 last September," said Entercom Vice President/General Manager Greg Ried. "One of the purposes of that station were to provide a better outlet for local collegiate sports in Western New York and to get out the message of what is going on. Everyone is taking notice that things are happening here at UB and we are excited to be a part of it and excited to put the ESPN brand in the same line as the UB brand."

ESPN 1520 is one of nearly 400 ESPN Radio affiliates across North America.



Jack Kreuzer  
Voice of the Bulls



## Young Bulls Begin Quest To “Make It Four”

After a successful first season under head coach **Becky Burke**, the 2023-24 University at Buffalo women's basketball team looks to take the next step in their quest to win the fourth Mid-American Conference championship in program history.

The Bulls return just four players and one starter from last year's squad that advanced to the MAC Tournament for the 11th straight year. With five transfers and six true freshmen on the roster, the Bulls are one of the youngest/newest teams in the country. This year's roster also has a unique international flare with seven players representing six nations, tied for the third most in the country.

Coach Burke also revamped her coaching staff with passionate and talented individuals with ties to the Western New York area in associate head coach **Ja-cey Brooks** and assistant coach **James Ewing**, while elevating **Erin Sinnott** to assistant coach. Director of Basketball Operations **Allese Williams** also has ties to Coach Burke, having played for her at her first stop at Embury Riddle [AZ].

Sophomore guard/forward **Hattie Ogden** and graduate student forward **Kiara Johnson** will be the most familiar faces for Bulls fans this season, with the former coming off a solid rookie campaign in which she appeared in all 28 games, averaging 5.1 points and 2.1 rebounds per game while shooting 40% from behind the arc. Johnson appeared in six games before missing the remainder of the season with an injury.

Perhaps the biggest boost for UB comes with the highly anticipated return of redshirt senior guard **Chellia Watson** who had to sit out last season due to NCAA



**Chellia Watson**

transfer rules. Watson followed Coach Burke to Buffalo after earning All-Big South First Team honors, averaging 15.6 points, 3.9 rebounds and 2.3 assists per game as a sophomore.

The Bulls recruited a pair of junior transfers in **Sitota Gines** and **Katie Burton** from St. John's while also adding junior forward **Ida Jonsson Ojala** from Capilano University and junior center **Chanteese Craig** from the junior college level.

Rounding out the

transfers is senior guard **Rana Elhousseini** who came to Buffalo following a standout career at Edinboro University in which she earned WBCA honorable mention All-American and First Team All-PSAC honors after ranking third in the conference and 25th nationally with 19.0 points per game and ranked sixth in the league in assists per game with 4.7 per contest.

Also joining the Bulls and looking to make an impact as freshmen are **Alexis Davis**, **Kirsten Lewis-Williams**, **Paula Lopez**, high school teammates **Jessica Wangolo** and **Ella Take** and **Chryssi Gouzelou**.

Bulls fans will have plenty of chances to get to see the team in person as Buffalo is scheduled to host 17 regular season contests inside Alumni Arena this season, including eight non-conference matchups and nine MAC games.

The schedule is highlighted by the addition of the MAC-Sun Belt Challenge in which the Bulls will travel to Old Dominion in November and will then host a to-be-determined Sun Belt opponent in February. UB will travel to Stony Brook and Drexel while hosting all three Big 4 opponents at Alumni Arena this season.

Under Coach Burke, the UB women's basketball program has established itself as a team that will play with energy and passion, defend relentlessly and push the pace on offense. As the roster continues to gel, the goal of adding another championship banner to the rafters of Alumni Arena remains the same.



**Kiara Johnson**





## Schedule

## October

**SAT. 30** **DAEMEN (EXHIBITION)** \_\_\_\_\_ 2 PM

## November

**MON. 6** **CANISIUS** \_\_\_\_\_ 5 PM

Sat. 11 at Old Dominion \_\_\_\_\_ 4 pm

**TUES. 14** **NIAGARA** \_\_\_\_\_ 6 PM

**FRI. 17** **STONEHILL** \_\_\_\_\_ 6 PM

**WED. 22** **ST. BONAVENTURE** \_\_\_\_\_ 1 PM

**SUN. 26** **KUTZTOWN** \_\_\_\_\_ 1 PM

## December

Sat. 2 at Stony Brook \_\_\_\_\_ 1 pm

Sat. 9 at Drexel \_\_\_\_\_ 2 pm

**SAT. 16** **Le MOYNE** \_\_\_\_\_ 2 PM

**TUES. 30** **MARYLAND EASTERN SHORE** \_\_\_\_\_ 12 PM

## January

**Wed. 3** **KENT STATE \*** \_\_\_\_\_ 6 PM

Sat. 6 at Central Michigan \* \_\_\_\_\_ 1 pm

Wed. 10 at Ball State \* \_\_\_\_\_ 6:30 pm

**SAT. 13** **AKRON \*** \_\_\_\_\_ 2 PM

Wed. 17 at Northern Illinois \* \_\_\_\_\_ 7 pm

**SAT. 20** **WESTERN MICHIGAN \*** \_\_\_\_\_ 2 PM

**WED. 24** **BOWLING GREEN \*** \_\_\_\_\_ 11 AM

Sat. 27 at Toledo \* \_\_\_\_\_ 2 pm

Wed. 31 at Ohio\* \_\_\_\_\_ 7 pm

## February

**SAT. 3** **EASTERN MICHIGAN\*** \_\_\_\_\_ 6 PM

Wed. 7 at Miami (OH) \* \_\_\_\_\_ 7 pm

**SAT 17** **SUN BELT** \_\_\_\_\_ 2 PM

Sat. 17 at Akron\* \_\_\_\_\_ 2 pm

**WED. 21** **NORTHERN ILLINOIS \*** \_\_\_\_\_ 6 PM

**SAT. 24** **OHIO\*** \_\_\_\_\_ 2 PM

Wed. 28 at Bowling Green \_\_\_\_\_ 7 pm

## March

Sat. 2 at Kent State\* \_\_\_\_\_ 1 pm

**SAT. 6** **CENTRAL MICHIGAN \*** \_\_\_\_\_ 6 PM

**SAT. 9** **BALL STATE** \_\_\_\_\_ 2 PM

Home games in **BOLD CAPS**, played at Alumni Arena

\* - Mid-American Conference games

\$ - MAC/SBC Challenge



## Numerical Roster

No.	Name	Pos.	Cl.	Ht.	Hometown / High School (Previous School)
0	Jessica Wangolo	G	Fr.	5-7	Ottawa, Ontario / Capital Courts Academy
1	Rana Elhusseini	G	Sr.	5-3	Dearborn, MI / Fordson (Edinboro)
2	Kirsten Lewis-Williams	G	Fr.	5-10	Mooreville, NC / Lake Norman
4	Ella Take	G/F	Fr.	5-11	Kingston, Ontario / Capital Courts Academy
5	Sitota Gines	G	Jr.	5-10	Zaragoza, Spain / JMA Academy (St. John's)
11	Briyanna Baron	G	Gr.	5-5	Brooklyn, NY / Nazareth Regional
12	Paula Lopez	G	Fr.	5-8	Alicante, Spain
15	Ida Jonsson Ojala	F	Jr.	6-2	Norrköping, Sweden / Hagagymnasiet (Capilano)
20	Chryssi Gouzelou	G/F	Fr.	6-0	Athens, Greece / 1st High School of Voula
22	Kiara Johnson	F	Gr.	6-2	Buffalo, NY / Cardinal O'Hara (Towson)
23	Alexis Davis	G/F	Fr.	6-0	Woodbury, NJ / Woodbury
30	Katie Burton	G	Jr.	5-9	Fishers, IN / Fisher (St. John's)
33	Hattie Ogden	G/F	So.	6-2	Magrath, AB, Canada / Magrath
34	Chanteese Craig	C	Jr.	6-2	Fort Wayne, IN / Concordia Lutheran (Wabash Valley)
35	Chellia Watson	G	R-Sr.	5-8	Winder, GA / Winder-Barrow (USC Upstate)

**Head Coach:** Becky Burke (2nd season)

**Associate Head Coach:** Jacey Brooks (1st season)

**Assistant Coach:** James Ewing (1st season), Erin Sinnott (2nd season)

**Director of Basketball Operations:** Allese Williams (1st season)

## Alphabetical Roster

No.	Name	Pos.	Cl.	Ht.	Hometown / High School (Previous)
11	Briyanna Baron	G	Sr.	5-5	Brooklyn, NY / Nazareth Regional
30	Katie Burton	G	Jr.	5-9	Fishers, IN / Fisher (St. John's)
34	Chanteese Craig	C	Jr.	6-2	Fort Wayne, IN / Concordia Lutheran (Wabash Valley)
23	Alexis Davis	G/F	Fr.	6-0	Woodbury, NJ / Woodbury
1	Rana Elhusseini	G	Sr.	5-3	Dearborn, MI / Fordson (Edinboro)
5	Sitota Gines	G	Jr.	5-10	Zaragoza, Spain / JMA Academy (St. John's)
20	Chryssi Gouzelou	G/F	Fr.	6-0	Athens, Greece / 1st High School of Voula
22	Kiara Johnson	F	5th	6-2	Buffalo, NY / Cardinal O'Hara (Towson)
15	Ida Jonsson Ojala	F	Jr.	6-2	Norrköping, Sweden / Hagagymnasiet (Capilano)
2	Kirsten Lewis-Williams	G	Fr.	5-10	Mooreville, NC / Lake Norman
12	Paula Lopez	G	Fr.	5-8	Alicante, Spain
33	Hattie Ogden	G/F	Fr.	6-2	Magrath, AB, Canada / Magrath
4	Ella Take	G/F	Fr.	5-11	Kingston, Ontario / Capital Courts Academy
0	Jessica Wangolo	G	Fr.	5-7	Ottawa, Ontario / Capital Courts Academy
35	Chellia Watson	G	R-Jr.	5-8	Winder, GA / Winder-Barrow (USC Upstate)

## Roster Breakdown

## BY CLASS

## Freshmen (6)

Alexis Davis  
Chryssi Gouzelou  
Kirsten Lewis-Williams  
Paula Lopez  
Ella Take  
Jessica Wangolo

## Sophomores (1)

Hattie Ogden

## Juniors (4)

Katie Burton  
Chanteese Craig  
Sitota Gines  
Ida Jonsson Ojala

## Seniors (2)

Rana Elhusseini  
Chellia Watson

## Graduate Student (2)

Briyanna Baron  
Kiara Johnson

## BY STATE/COUNTRY

## Georgia (1)

Chellia Watson

## Indiana (2)

Chanteese Craig  
Katie Burton

## Michigan (1)

Rana Elhusseini

## New Jersey (1)

Alexis Davis

## New York (2)

Briyanna Baron  
Kiara Johnson

## North Carolina (1)

Kirsten Lewis-Williams

## Canada (3)

Hattie Ogden  
Ella Take  
Jessica Wangolo

## Greece (1)

Chryssi Gouzelou

## Spain (2)

Paula Lopez  
Sitota Gines

## Sweden (1)

Ida Jonsson Ojala







**#0**  
**Jessica Wangolo**  
G • Fr • 5-7  
Ottawa, Ontario  
Capital Courts Academy



**#1**  
**Rana Elhusseini**  
G • Sr • 5-3  
Dearborn, MI  
Fordson  
(Edinboro)



**#2**  
**Kirsten Lewis-Williams**  
G • Fr • 5-10  
Mooresville, NC  
Lake Norman



**#4**  
**Ella Take**  
G/F • Fr • 5-11  
Kingston, Ontario  
Capital Courts Academy



**#5**  
**Sitota Gines**  
G • Jr • 5-10  
Zaragoza, Spain  
JMA Academy  
(St. John's)



**#11**  
**Briyanna Baron**  
G • Gr • 5-5  
Brooklyn, NY  
Nazareth Regional



**#12**  
**Paula Lopez**  
G • Fr • 5-8  
Alicante, Spain



**#15**  
**Ida Jonsson Ojala**  
F • Jr • 6-2  
Norrköping, Sweden  
Hagagymnasiet  
(Capilano)



**#20**  
**Chryssi Gouzelou**  
G/F • Fr • 6-0  
Athens, Greece  
1st High School of Voula



**#22**  
**Kiara Johnson**  
F • Gr • 6-2  
Buffalo, NY  
Cardinal O'Hara  
(Towson)



**#23**  
**Alexis Davis**  
G/F • Fr • 6-0  
Woodbury, NY  
Woodbury



**#30**  
**Katie Burton**  
G • Jr • 5-9  
Fishers, IN  
Fisher  
(St. John's)



**#33**  
**Hattie Ogden**  
G/F • So • 6-2  
Magrath, AB, Canada  
Magrath



**#34**  
**Chanteese Craig**  
C • Jr • 6-2  
Fort Wayne, IN  
Concordia Lutheran  
(Wabash Valley College)



**#35**  
**Chellia Watson**  
G • R-Sr • 5-8  
Winder, GA  
Winder-Barrow  
(USC Upstate)



**Becky Burke**  
Head Coach  
Second Season



**Jacey Brooks**  
Associate Head Coach  
First Season



**James Ewing**  
Assistant Coach  
First Season



**Erin Sinnott**  
Assistant Coach  
Second Season



**Allese Williams**  
Basketball Operations  
First Season



# Becky BURKE



## Head Coach • Second Season Louisville '12

Becky Burke is entering her second season at the helm of the Bulls after being named the 13th head women's basketball coach in school history on April 6, 2022.

In her first season in Buffalo, Burke led the Bulls to a 12-16 overall record. Picked 10th in the Mid-American Conference preseason coaches poll, the Bulls closed the season strong and finished eighth, earning a spot in the MAC Tournament quarterfinals. Under her guidance, Re'Shawna Stone earned Second Team All-MAC honors and she fostered the growth of Zakiyah Winfield who was the top rebounding guard in the nation and finished in the top 20 in the nation in rebounding and double-doubles. The Bulls ranked in the top half of the league in field goal percentage (.438), three-point field goal percentage (.343), scoring defense (65.1), three-point field goal defense (.315), assists per game (13.8) and assist-to-turnover ratio (+1.0).

Burke spent two successful seasons as the head coach of USC Upstate. She took over the program in 2020 and immediately led the Spartans to five Big South Conference victories, their most in four seasons. In just her second year, Burke engineered one of the best turnarounds in the country, leading an Upstate team picked 10th in the preseason to the No. 3 overall seed and a first-round bye in the 2022 Big South Championship. Her club tied the program's Division I era record for overall wins (22) and conference victories (14) while holding the D1 era's longest winning streak (seven games) as the team made a 14-win improvement from the previous season. Under her guidance, freshman Rachael Rose earned Big South Freshman of the Year honors and Chellia Watson joined Rose as an All-Conference honoree, earning first-team All-Big South accolades. The Spartans finished the season ranked sixth in the nation in field goal percentage.

Prior to taking the reins at Upstate, Burke had an impressive two-year stint at the NCAA DII level as the head coach at the University of Charleston in West Virginia. She brought the Golden Eagles back to national prominence in just her first season at the helm of the program in 2018-19, leading the team to a 25-7 record which was a 12-win improvement from the previous year. The Golden Eagles cracked the national top-25 that season and made their first NCAA Tournament since 2014 while leading the country in field goal percentage and the Mountain East Conference in defensive scoring. Burke coached a pair of first-team all-conference picks which included a DII All-American.

In her second year, the Golden Eagles entered the 2019-20 season as the conference's preseason No. 2 team and went on to a 23-7 record while once again leading the conference in defensive scoring behind another pair of all-conference picks and the MEC Freshman of the Year.

Prior to her time at Charleston, Burke started the women's basketball

program at Embry Riddle Aeronautical University in Prescott, AZ. in 2015 and went on to be the head coach of the Eagles for two seasons. She led the team to a winning record in its inaugural campaign in 2016-17. In her second season at ERAU, the Eagles ranked nationally in the NAIA top-25 and compiled a 21-6 record, including 11-3 in the California Pacific Conference. Burke recruited and coached three all-conference performers in two seasons at ERAU.

Burke earned a spot on the Women's Basketball Coaches Association 30-Under-30 list in 2019. She was the only head coach to appear on the exclusive list.

Before her head coaching career, Burke served as an assistant coach at Saint Joseph's College for the 2014-15 season where she was the recruiting coordinator and strength and conditioning coach while also being responsible for player development, scouting, and scheduling. Prior to that, she was the director of basketball operations at California State Fullerton in 2013-14.

Burke had a standout playing career at the University of Louisville where she graduated with a degree in sports management in 2012. In four years as a Cardinal, she helped lead her team to three NCAA Tournament appearances including the championship game in 2009 and the Sweet Sixteen in 2011. She led the Cards in scoring her sophomore year and in 3-point field goal percentage her junior year. She tied a then school record for 3-pointers in a game (8) her senior year and ranks fifth all-time in 3-pointers made (249). Burke is a member of the 1,000-point club and was just the second Cardinal to participate in the State Farm College 3-Point Shoot-Out in 2012, finishing as the runner-up.

A native of Clarks Summit, PA, Burke starred at her hometown high school, Abington Heights. She was named the Pennsylvania Class 4A Player of the Year her senior year by the Associated Press and scored over 2,100 points in her four-year high school career.

## BURKE YEAR-BY-YEAR

Year	School	Overall / Conf. (Finish)
2016-17	Embry Riddle (AZ)	14-12 / 8-6 (5th Cal-Pac)
2017-18	Embry Riddle (AZ)	21-6 / 11-3 (2nd Cal-Pac)
2018-19	Charleston (WV)	25-7 / 18-4 (2nd MEC)
2019-20	Charleston (WV)	23-7 / 17-5 (3rd MEC)
2020-21	USC Upstate	8-15 / 5-11 (9th Big South)
2021-22	USC Upstate	22-8 / 14-4 (3rd Big South)
2022-23	Buffalo	12-16 / 7-11 (8th MAC)
<b>Totals</b>	<b>7 years</b>	<b>125-71 overall</b>





# Jacey Brooks

Associate Head Coach • First Season  
Buffalo State '06



Jacey Brooks enters her first season as associate head coach with the UB women's basketball program in 2023-34.

Brooks arrives in Buffalo after five years as the head coach at SUNY Cortland where she just led the Red Dragons to the program's first SUNYAC championship since 2010 and their second straight NCAA Tournament appearance, finishing with 24-5 overall record during the 2022-23 season.

Through four seasons on the court (the 2020-21 season was canceled), Brooks has a combined record of 79-32 (.712) with three NCAA Division III tournament appearances. She won 20 or more games in three of those four seasons. During the 2021-22 season, Cortland finished 21-6, won the SUNYAC regular-season title, placed second in the SUNYAC tournament, and earned an NCAA at-large bid. In the 2019-20 season, Brooks led the Red Dragons to a 22-7 record, the SUNYAC tournament finals, and an NCAA at-large berth. Cortland won its NCAA first-round game that season to tie for 17th place nationally. Brooks was named the 2019-20 D3hoops.com East Region Coach of the Year, and she and her assistant coaches are two-time SUNYAC Coaching Staff of the Year honorees (2019-20 and 2021-22 seasons).

A former standout player at Buffalo State College, Brooks worked with Division I coaching staffs 11 years prior to her arrival at Cortland, including a five-year stint as an assistant coach at Bowling Green from 2013-18.

Brooks was part of a Bowling Green program that finished 30-5 overall, captured the Mid-American Conference (MAC) regular-season title with a 17-1 mark, and won three games in the Women's National Invitation Tournament (WNIT) in the 2013-14 season. She co-managed the Falcons' offensive scheme, including in-game decisions, from 2013-16 and served as the program's defensive coordinator and recruiting coordinator from 2016-18. The program had the fifth-highest team grade point average among Division I women's squads in 2014-15 and the seventh-best team GPA in 2016-17.

In August 2015, Brooks was one of just 50 coaches across the nation selected to participate in the Women's Basketball Coaches Association's (WBCA) Center for Coaching Excellence's inaugural session for assistant coaches in Atlanta, Ga. She is a June 2017 graduate of the NCAA Women Coaches Academy (WCA) Class #41 in Denver, Colo., and she also attended the NCAA/National Association of Collegiate Women Athletics Administrators (NACWAA) Women's Leadership Symposium in Kansas City, Mo., in May 2016.

Prior to her work at Bowling Green, Brooks spent three seasons on the coaching staff at Canisius College. She primarily worked with the team's backcourt players while assisting with the day-to-day operations of the program. Brooks also worked at St. Bonaventure University, where she moved into an assistant coach role for the 2009-10 season after spending two years as the director of basketball operations. The Bonnies finished 23-10 and made their second straight WNIT appearance in 2009-10.

A native of Machias, N.Y., Brooks graduated from Buffalo State in 2006 with a Bachelor of Science in Health and Wellness. During her four seasons on the hardwood for the Bengals (2002-05 and 2006-07) she recorded 1,219 points and 554 rebounds, earned two All-SUNYAC honors, and helped lead the team to three straight conference tournaments. She currently ranks seventh in school history in scoring and 16th in rebounding. Brooks is also the Bengals' career free throw percentage leader (84.5 percent), and she holds the school single-season records for 3-point shooting percentage (43.4 percent in 2003-04) and free throw percentage (87.0 percent in 2004-05).

Brooks also has coached in the Empire State Games, serving as an assistant coach for the Western region in the women's open division. She earned a Master of Science in Sport Administration from Canisius in May 2012.



# James EWING

Assistant Coach • First Season  
Mercyhurst '15



Ewing is in his first season as assistant coach with the Buffalo women's basketball team.

Ewing comes to Buffalo from St. Bonaventure where he served as assistant coach and Director of Basketball Operations for the 2022-23 season.

Prior to St. Bonaventure, Ewing served as an assistant coach at Daemen College during the 2021-22 season. Ewing worked with the post players, helping lead the development of conference Player of the Year and First Team All-American Katie Titus, while also serving as the program's recruiting coordinator. Before Daemen, Ewing was an assistant coach at Bryant and Stratton College for the 2020-21 season where he helped lead the Bobcats to a USCAA conference runner up finish.

As a student-athlete, Ewing spent two seasons at Toledo (2011-13) where he was a two-year letterman and helped lead the Rockets to a Mid-American Conference West Division Championship in 2013. He finished his collegiate playing career at Mercyhurst (2013-15) where, as a senior, he started all 20 games, shooting nearly 50 percent from the floor and was the team's leading rebounder and helped lead the Lakers to their first ever NCAA Tournament appearance following a 20-9 campaign. Ewing graduated from Mercyhurst in 2015 with a bachelor's degree in business and hospitality.

Ewing would go on to play professionally for the Buffalo 716ers of the Premier Basketball League (PBL) following graduation, averaging 10.6 points and 10.0 rebounds per game in 2015. Ewing then spent three seasons playing in Belize in the National Elite Basketball League (NEBL). He spent the 2016 season with the Dangriga Warriors, pouring in 15.8 points per game and was named to the EuroBasket All-NEBL Third Team. He went on to log the 2017 and 2018 campaigns with the Orange Walk Running Rebels, averaging over 16 points per game both seasons. Ewing was also a three-time NEBL All-Star selection.

A graduate of Cardinal O'Hara High School in 2008, Ewing was a three-year varsity starter and scored 1,442 points during his career. As a senior he averaged a double-double, leading the team in scoring (21.0 ppg) and rebounding (13.0 rpg) and was a First Team All-State. During his high school career, he was a three-time First Team All-Catholic, an Honorable Mention All-Western New York and a two-year team captain. Following O'Hara, Ewing played one year at IMG Academy in Bradenton, Florida





# Erin SINNOTT

Assistant Coach • Second Season  
Daemen College '19



Erin Sinnott begins her first season as assistant coach on the Buffalo women's basketball staff after spending the 2022-23 season on the Bulls' staff as the Director of Basketball and Recruiting Operations in which she assisted in various administrative areas including travel coordination, community outreach projects, official visit coordination, and other day-to-day business operations of the program.

Sinnott came to Buffalo after serving as an intern under head coach Lindsey Whalen at the University of Minnesota during the 2021-22 season. Prior to Minnesota, Sinnott was the Director of Operations at Rising Coaches, which helps to facilitate an inclusive community for basketball coaches at all levels. Before Rising Coaches, she was a graduate assistant the marketing department at Southern Illinois University, where she earned a master's degree in education.

She played two seasons (2017-19) at Daemen College, where she graduated with a degree in business administration. She started the first eight games as a junior before missing the rest of the season with an injury but bounced back and appeared in 21 games as a senior. Prior to Daemen, Sinnott played at Evansville where she scored 73 points in 41 games over two seasons.



# Allese WILLIAMS



Director of Basketball Operations • First Season  
Embry Riddle '20

Allese Williams is in her first season as Director of Basketball Operations for the women's basketball program.

Williams comes to Buffalo after two years at the University of Alabama, most recently as a McLendon Future Leaders Intern with the Athletic Communications department, serving as the sports information director for the UA rowing team as well as the social media manager for all of the Crimson Tide's athletic team's social media accounts.

Prior to the internship, Williams served as an Operations Intern with the Alabama men's basketball team, assisting the Director of Scouting and Analytics with summer camps, official visits, and other day-to-day operations within the program, while also assisting the Director of Athletics Communications in social media management.

The Canyon Country, California native played collegiately at Embry Riddle Aeronautical University, including her freshman and sophomore seasons with Becky Burke as her head coach. She graduated with a bachelor's in business administration and a minor in Global Business in 2020 and earned her master's in sports administration from Alabama in 2022.

## SUPPORT STAFF



Sarah Tranelli  
Athletic Communications



Kayleah McGuire  
Athletic Training



Jake Shaver  
Strength and Conditioning



# JESSICA WANGOLO



0



**FRESHMAN | GUARD | 5-7 | OTTAWA, ONTARIO | CAPITAL COURTS ACADEMY**

**High School:** Wangolo comes to Buffalo from Capital Courts Academy where she was a teammate of incoming UB freshman Ella Take. In the 2021-22 season she appeared in 20 games, averaging 10.0 points, 5.7 rebounds, 4.0 assists and 5.0 steals per game while playing 30 minutes per contest. She helped guide her team to an Ontario Championship title, including scoring a season-high 19 points in the state quarterfinal game. She followed that up with another solid performance last year as she appeared in 12 games, averaging 12.0 points, 4.0 assists and 5.5 steals per game. Before joining Capital Courts Academy, she played basketball and ran track at Cairine Wilson Secondary School. Wangolo also adds to the international experience of the Bulls' roster as she played on the Ontario Provincial U17 team that won a gold medal at the 2022 Canadian Basketball championship before qualifying to play on the Ontario Provincial U18 squad that won bronze at the Canada Summer Games.







# Rana ELHUSSEINI

#1

Guard • 5-3 • Senior

## Career Highs

**Points:** 38 at Seton Hill (2/8/23)**Rebounds:** 10 - Four times**Field Goals:** 12 at California (PA) (3/1/23)**3pt Field Goals:** 6 vs Shippensburg (1/7/23)**Free Throws:** 13 at Seton Hill (2/8/23)**Assists:** 10 at Lock Haven (12/3/21)**Steals:** 7 at Shepherd (12/3/22)**Blocks:** 1 - Three times

**2022-23 (Edinboro):** Earned WBCA honorable mention All-American honors following a standout junior season in which she was also a First Team All-PSAC west selection for the second straight season... ranked third in the PSAC and 25th nationally with 19.0 points per game and ranked sixth in the conference in assists per game with 4.7 per contest... defensively, she ranked third in the PSAC and 40th in the nation with 2.4 steals per contest. She recorded 13 games with 20 or more points, including four 30+ scoring efforts. Elhusseini also averaged 6.1 rebounds per game.

**2021-22 (Edinboro):** Appeared in 25 games, making consecutive starts in 23 games... Averaged 12.5 points, 4.0 assists per game... Had a career-high of 30 points against Indiana... Edinboro Scholar Athlete... First Team All-PSAC West

**2019-20 (Edinboro):** PSAC West Freshman of the Year... Appeared in 28 games, making 24 consecutive starts to end the season... Averaged 9.6 points, 4.0 rebounds, and 3.5 assists per game... Scored 20 plus points three times, including a career high 26 against Seton Hill... Grabbed a career high 10 rebounds against Clarion... Edinboro Scholar-Athlete.

**High School:** Starred at Fordson High School ... led the Tractors to a 13-8 record and was named to the All-Kensington Lakes Activities Association team ... was a two-time Associated Press Class A All-State honorable mention after being honored with the award as a junior as well ... was named Dearborn High School's Athlete of the Year and was one of the top 100 players in Michigan after averaging 22.3 points, 7.1 assists, 4.6 rebounds, and 2.3 steals per game ... became Fordson's all-time leading scorer when she scored 32 points against rival Dearborn High School, and also had a 31-point effort against Livonia Churchill ... finished her career with 1,603 points while also finishing as the season and career assists leader as well as the career free-throw percentage leader at 84% ... is the school and district all-time leading scorer for both boys and girls basketball ... in 2017-18, claimed the program's first district championship since 1999 ... averaged 16 points and 8.3 assists per game, along with 4.2 rebounds and 3.1 steals per game as a junior ... helped Fordson to district championship and three league championships ... earned all-league honors all four years and was a three-time all-conference honoree ... a two-time All-Metro Detroit selection ... earned a total of 13 varsity letters.



# RANA ELHUSSEINI



1



SENIOR | GUARD | 5-3 | DEARBORN, MI | FORDSON | EDINBORO

## RANA ELHUSSEINI'S CAREER STATS

YEAR	GP-GS	MP	FG-FGA	PCT	3FG-3FGA	PCT	FT-FTA	PCT	REB (O-D)	AVG	PF	A	TO	B	S	PTS	AVG
19-20	28-24	745	85-248	.343	35-105	.333	63-71	.887	111 (23-88)	4.0	48	98	85	1	34	268	9.6
21-22	25-23	810	96-273	.352	38-94	.404	82-94	.872	101 (27-74)	4.0	53	108	98	0	43	312	12.5
22-23	29-29	1,033	184-482	.382	64-198	.323	120-144	.833	176 (41-135)	6.1	64	136	104	2	71	552	19.0
<b>Total</b>	<b>82-76</b>	<b>2,588</b>	<b>365-1,003</b>	<b>.364</b>	<b>137-397</b>	<b>.345</b>	<b>265-309</b>	<b>.858</b>	<b>388 (91-297)</b>	<b>4.7</b>	<b>165</b>	<b>342</b>	<b>287</b>	<b>3</b>	<b>148</b>	<b>1,132</b>	<b>13.8</b>



# KIRSTEN LEWIS-WILLIAMS



2



**FRESHMAN | GUARD | 5-10 | MOORESVILLE, NC | LAKE NORMAN**

**High School:** Joins the Bulls after a standout career at Lake Norman High School where she was a model of consistency and balance, averaging 15.8 points, 7.8 rebounds, 4.2 assists and 3.1 over 93 games and was a four-time all-conference selection across a stellar four-year career... She saved her best for last, averaging 20.6 points, 8.8 rebounds, 5.5 assists and 4.1 steals per game as a senior, while earning Greater Metro 4 Conference Offensive Player of the Year for the second straight year... Led the Wildcats to a 31-1 overall record and an appearance in the 4A state championship game, where she flirted with a triple double, recording 16 points, eight rebounds, seven assists and five steals in the final game of her career. In the run through the state playoffs, Lewis-Williams averaged 28 points, including two performances of 30+, 11 rebounds, six assists and four steals per contest.





ELLA  
TAKE

4

**FRESHMAN | G/F | 5-7 | KINGSTON, ONTARIO | CAPITAL COURTS ACADEMY**

**High School:** Came to Buffalo from Kingston, Ontario who plays for Capital Courts Academy where she played in seven games during the 2021-22 season averaging 2.1 points and 1.7 rebounds per game... also plays for the Become One E40 AAU program.



SITOTA  
GINES

5



**JUNIOR | GUARD | 5-10 | ZARAGOZA, SPAIN | JMA ACADEMY | ST. JOHN'S**

**2021-23 (St. John's):** Appeared in 30 games over two seasons... As a freshman she saw action in nine games, averaging 6.2 minutes, 1.7 points and 1.3 rebounds per game before appearing in 21 games as a sophomore.

**Before College:** Played at John Madejski Academy and for the Reading Rockets, where she recorded a WNBL-high 5.2 steals per contest to earn UK Defensive Player of the Year. Gines proved to be threat on both sides of the ball over the 2020-21 campaign, averaging 14.7 points and 7.9 rebounds per game. In 2019, Gines played for Aragón's U-16 team, leading her squad to the third position of the league championship before earning all-region MVP. Gines also played four seasons with Stadium Casablanca, helping her team to four-consecutive league championships. In 2018, Gines played for the Spanish national team, helping her squad finish first in the MHL Tournament.

### SITOTA GINES' CAREER STATS

YEAR	GP-GS	MP	FG-FGA	PCT	3FG-3FGA	PCT	FT-FTA	PCT	REB (O-D)	AVG	PF	A	TO	B	S	PTS	AVG
21-22	9-0	56	5-12	.417	4-8	.500	1-3	.333	12 (0-12)	1.3	8	3	7	1	3	15	1.7
22-23	21-0	103	5-20	.250	1-14	.071	4-6	.667	17 (4-13)	0.8	6	2	10	2	4	15	0.7
<b>Total</b>	<b>30-0</b>	<b>159</b>	<b>10-32</b>	<b>.313</b>	<b>5-22</b>	<b>.227</b>	<b>5-9</b>	<b>.556</b>	<b>29 (4-25)</b>	<b>1.0</b>	<b>14</b>	<b>5</b>	<b>17</b>	<b>3</b>	<b>7</b>	<b>30</b>	<b>1.0</b>



# BRIYANNA BARON



# 11



**GRADUATE | GUARD | 5-5 | BROOKLYN, NY | NAZARETH REGIONAL HS**

**2022-23:** Appeared in five games as a senior... Scored three points in a win over Eastern Michigan [1/14]... Scored two points in a win at Bowling Green [2/25].





PAULA  
LOPEZ



12



**FRESHMAN | GUARD | 5-8 | ALICANTE, SPAIN**

**Before Buffalo:** Hails from Alicante, Spain. She is coming off a big summer in which competed for the Argentinian national team at the FIBA U17 World Cup where averaged 11.3 points, 5.9 rebounds and 2.4 assists per game.



# IDA JONSSON OJALA



15



**JUNIOR | FORWARD | 6-2 | NORRKÖPING, SWEDEN | HAGAGYMNASIET | CAPILANO**

**2022-23 [Capilano]:** Garnered First Team All-Star honors after leading the Blues to a first-place finish and an appearance in the PACWEST finals... ranked fifth in the PACWEST in scoring at 12.7 points per game while ranking seventh with 2.3 assists per game and 10th with 6.5 rebounds per contest.... shot 55.6% from the field and 73.3% from the free throw line... scored in double figures 12 times and was the PACWEST and CCAA Athlete of the Week for the week of Jan. 23 after scoring 32 points and hauling down 22 rebounds in a pair of Blues wins at Camosun College.

**2021-22 [Capilano]:** Averaged 11.8 points and 12.1 rebounds per game on 52.7% shooting in an injury shortened freshman campaign.

**Before College:** Jonsson Ojala brings a plethora of international experience as well as she competed for the Swedish national team at the FIBA U16, U18 and U20 Women's European Championships from 2018-22.

## IDA JONSSON OJALA'S CAREER STATS

YEAR	GP-GS	MP	FG-FGA	PCT	3FG-3FGA	PCT	FT-FTA	PCT	REB (O-D)	AVG	PF	A	TO	B	S	PTS	AVG
21-22	8-8	328	39-74	.527	1-10	.100	15-25	.600	97 (36-61)	12.1	17	13	5	9	4	94	11.8
22-23	16-16	372	79-142	.556	1-13	.070	44-60	.733	104 (45-59)	6.5	32	36	2	5	10	203	12.7
<b>Total</b>	<b>24-24</b>	<b>600</b>	<b>118-216</b>	<b>.546</b>	<b>2-23</b>	<b>.087</b>	<b>59-85</b>	<b>.694</b>	<b>201 (81-120)</b>	<b>8.4</b>	<b>49</b>	<b>49</b>	<b>7</b>	<b>14</b>	<b>14</b>	<b>297</b>	<b>12.4</b>



CHRYSSI  
GOUZELOU

20



FRESHMAN | GUARD/FORWARD | 6-0 | ATHENS, GREECE | 1ST HS OF VOULA

**Before Buffalo:** Comes to Buffalo from Athens, Greece... solid playing experience on the international stage... youngest Greek player to play in the Euroleague... played the 2022-23 season for Olympiacos Piraeus, who won the A1 regular season championship with a 21-1 overall record... saw action in six games... prior to that she competed for Ilioupolis in the A2, where they finished in second place with a 15-3 record in Group 1.







# Kiara JOHNSON

**#22** Forward • 6-2 • Graduate

## Career Highs

**Points:** 17 vs. LIU (12/10/22)

**Rebounds:** 12 vs. Bowling Green (1/23/19)

**Field Goals:** 8 vs. LIU (12/10/22)

**Free Throws:** 4 at Kent State (1/8/20)

**Assists:** 2 - Two times

**Steals:** 2 vs. LIU (12/10/22)

**Blocks:** 3 - Two times

**2022-23:** Appeared in six games before missing the remainder of the season with an injury... Scored eight points on 4-of-6 shooting against Mercyhurst (11/22)... Recorded a career-high 17 points to go with nine rebounds and two blocks in a win over LIU (12/10).

**2020-21 (Towson):** Appeared in 18 games earning four starts as a junior, averaging 3.3 points, 4.4 rebounds 0.7 blocks and 12.8 minutes per game. She set season-highs in several categories including 26 minutes of action, netting eight points, three field goals against Hofstra in the CAA quarterfinals.

**2019-20 (Eastern Michigan):** Averaged 4.0 points and 4.4 rebounds per game, scoring in double figures three times, while averaging 13 minutes per contest.

**2018-19 (Eastern Michigan):** Averaged 4.3 points and 5.1 rebounds in 16.2 minutes per game as a freshman and ranked third on the team in rebounds (147) and rebounds per game while also ranking second with 17 blocks.

**High School:** Starred at Cardinal O'Hara where she led the Hawks to four-consecutive Monsignor Martin Athletic Association high school championships. She averaged 11 points, nine rebounds and four blocks per game as a senior, earning her Second Team All-Western New York honors.

**Major:** Criminology.



# KIARA JOHNSON



# 22



GRADUATE | FORWARD | 6-2 | BUFFALO, NY | CARDINAL O'HARA | TOWSON

## KIARA JOHNSON'S CAREER STATS

YEAR	GP-GS	MP	FG-FGA	PCT	3FG-3FGA	PCT	FT-FTA	PCT	REB (O-D)	AVG	PF	A	TO	B	S	PTS	AVG
18-19	29-1	467	54-101	.535	0-0	.000	17-41	.415	147 (63-84)	5.1	55	5	28	17	10	125	4.3
19-20	29-2	372	48-97	.495	0-0	.000	21-40	.525	128 (57-71)	4.4	50	1	31	23	3	117	4.0
20-21	18-4	227	28-50	.560	0-0	.000	4-11	.364	73 (25-48)	4.1	20	2	20	12	3	60	3.3
21-22	6-2	119	19-30	.633	0-0	.000	3-10	.300	27 (9-18)	4.5	10	2	7	5	2	41	6.8
<b>Total</b>	<b>82-9</b>	<b>1,185</b>	<b>149-278</b>	<b>.536</b>	<b>0-0</b>	<b>.000</b>	<b>42-92</b>	<b>.457</b>	<b>348 (114-234)</b>	<b>4.2</b>	<b>135</b>	<b>10</b>	<b>86</b>	<b>57</b>	<b>18</b>	<b>343</b>	<b>4.2</b>



ALEXIS  
DAVIS

23



**FRESHMAN | GUARD/FORWARD | 6-0 | WOODBURY, NJ | WOODBURY**

**High School:** Comes to Buffalo after a standout career at Woodbury High School... Recorded over 2,000 career points and 1,000 career rebounds, the first player in school history to accomplish that feat and finished her career as the county's all-time leading scorer with 2,145 career points while recording a double-double in 79 of 86 career games... As a senior, she was named the Colonial Conference Player of the Year and was an All Group 1 First Team selection after averaging a double-double with 25.5 points and 20.2 rebounds per game while adding 1.8 assists, 1.5 steals and 1.4 blocks per contest. Davis recorded 20 points and 20 rebounds in 13 games and hit the 30-20 mark on four occasions.... Scored 20 or more points 18 times, including four 30-point performances, capped by a season-high 36 points against Haddon Heights in the regular season finale... Off the court, Davis is a 4.0 student.





# KATIE BURTON



# 30



**JUNIOR | GUARD | 5-9 | FISHERS, IN | FISHER | ST. JOHN'S**

**2021-23 (St. John's):** Appeared in 21 games over two seasons. As a freshman she saw action in 14 games, averaging 5.0 minutes and 1.4 points per game while shooting 53.3 percent from the floor. She scored a season-high five points at Georgetown. Burton appeared in seven games as a sophomore.

**High School:** Three-time Fisher High School Offensive Player of the Year... three-time Hoosier Crossroads All-Conference First Team selection... three-time Hamilton County All-Conference First Team honoree... named to the 2020 Indiana Junior All-Star Core Team after averaging 15.4 points, 4.7 rebounds and 2.0 steals per game as a junior, helping to lift the Tigers to a 23-2 record, including a perfect 7-0 mark in the Hoosier Crossroads Conference to finish first in the league.... as a sophomore, Burton poured in 13.8 points and grabbed nearly four boards per contest, earning All-State Honorable Mention.

## KATIE BURTON'S CAREER STATS

YEAR	GP-GS	MP	FG-FGA	PCT	3FG-3FGA	PCT	FT-FTA	PCT	REB (O-D)	AVG	PF	A	TO	B	S	PTS	AVG
21-22	14-0	70	8-15	.533	1-1	1.000	3-7	.429	5 (1-4)	0.4	6	7	5	0	0	20	1.4
22-23	7-0	19	0-3	.000	0-1	.000	1-2	.500	2 (1-1)	0.3	2	1	2	0	1	1	0.1
<b>Total</b>	<b>21-0</b>	<b>89</b>	<b>8-18</b>	<b>.444</b>	<b>1-2</b>	<b>.500</b>	<b>4-9</b>	<b>.444</b>	<b>7 (2-5)</b>	<b>0.3</b>	<b>8</b>	<b>8</b>	<b>7</b>	<b>0</b>	<b>1</b>	<b>21</b>	<b>1.0</b>





# Hattie OGDEN

#33

Guard/Forward • 6-0  
Sophomore

## Career Highs

**Points:** 15 at Akron (1/28/23)**Rebounds:** 10 vs. Akron (3/1/23)**Field Goals:** 5 - Two times**3PT Field Goals:** 5 at Bowling Green (2/25/23)**Free Throws:** 1 - Three times**Assists:** 5 vs. Western Michigan (3/4/23)**Steals:** 2 - Five times**Blocks:** 2 at Bowling Green (2/25/23)

**2022-23:** Appeared in all 28 games, earning 12 starts, as a freshman... Averaged 5.1 points, 2.9 rebounds and 0.9 assists per game... Recorded five double-figure scoring efforts... Made three or more three-pointers eight times... Scored a career-high 15 points on a career-high five made threes at Akron (1/28)... Knocked down four triples in a win at Miami OH (2/1)... Scored 12 points on 4-of-8 shooting from beyond the arc at Toledo (2/8)... Recorded back-to-back double figure scoring efforts at Eastern Michigan (2/23) and in a win at Bowling Green (2/25)... Pulled down a career-high 10 rebounds in a win over Akron (3/1)... Dished out a career-high five assists in a win over Western Michigan (3/4) to help the Bulls clinch a spot in the MAC Tournament... Made three triples in the MAC Tournament quarterfinal game against Toledo (3/8).

**High School:** Ogden, a rising star in Canada, comes to Buffalo from Magrath, Alberta, Canada where she starred at Magrath High School, averaging 24 points, 10 rebounds, six assists and six steals per game, while shooting 42.8% from three-point range as a senior. She recorded 14 double-doubles, seven triple doubles and a quadruple double on the year while leading the Pandas to the 4A Provincial final for the first time in school history. She also received First Team All-Star honors for the second time in her high school career. Over the summer, she played AAU ball for the Kia Nurse Elite EYBL team, which is widely regarded as the top AAU program in Canada.



# HATTIE OGDEN



# 33



SOPHOMORE | GUARD/FORWARD | 6-2 | MAGRATH, AB, CANADA | MAGRATH

## HATTIE OGDEN'S CAREER STATS

YEAR	GP-GS	MP	FG-FGA	PCT	3FG-3FGA	PCT	FT-FTA	PCT	REB (O-D)	AVG	PF	A	TO	B	S	PTS	AVG
22-23	29-13	596	52-137	.380	49-125	.392	3-6	.500	82 (2-80)	2.8	40	26	14	5	14	156	5.4
Total	29-13	596	52-137	.380	49-125	.392	3-6	.500	82 (2-80)	2.8	40	26	14	5	14	156	5.4





CHANTEESE  
CRAIG

34



JUNIOR | CENTER | 6-2 | FORT WAYNE, IN | CONCORDIA LUTHERAN | WABASH VALLEY

**2022-23 [Wabash Valley]:** Craig was a dominating presence for the Warriors in her sophomore season, leading Wabash to a 31-2 overall record, their seventh straight NJCAA Midwest District tournament championship and an appearance at the NJCAA Division I national tournament. She started in 29 of 30 games and averaged 11.5 points and 6.2 rebounds per game, playing 19.0 minutes per contest, while shooting 61.7% from the floor. She averaged 25.0 points per 40 minutes. She scored in double figures in 21 of 32 games, including a career-high 24 points in a 35-point win over Rend Lake, and recorded six double-doubles on the year. She ranked seventh in all of NJCAA in field goal percentage [61.7]

## CHANTEESE CRAIG'S CAREER STATS

YEAR	GP-GS	MP	FG-FGA	PCT	3FG-3FGA	PCT	FT-FTA	PCT	REB (O-D)	AVG	PF	A	TO	B	S	PTS	AVG
22-23	32-31	607	150-243	.617	2-4	.500	65-105	.619	199 (99-100)	6.2	82	10	42	47	16	367	11.5
Total	32-31	607	150-243	.617	2-4	.500	65-105	.619	199 (99-100)	6.2	82	10	42	47	16	367	11.5





# Chellia WATSON

**#35** Guard • 5-8 • Redshirt Senior

## Career Highs

**Points:** 32 - Two times  
**Rebounds:** 8 - Two times  
**Field Goals:** 14 - Two times  
**3pt Field Goals:** 5 vs. Campbell (1/29/22)  
**Free Throws:** 8 vs. NC A&T (1/15/22)  
**Assists:** 9 vs. Miami (OH) (12/8/19)  
**Steals:** 4 - Two times  
**Blocks:** 2 at Charleston Southern (1/22/22)

**2022-23:** Sat out due to NCAA transfer rules.

**2021-22 (USC Upstate):** Appeared and started in all 30 games for the Spartans as a sophomore. She earned All-Big South First Team honors after averaging 15.6 points, 3.9 rebounds and 2.3 assists per game. Watson finished the regular season ranked sixth in the Big South in scoring, averaging 15.7 points per contest while posting 20 double-figure scoring games, including 10 20-plus point scoring efforts. Twice during league play, she dropped a career-best 32 points, leading the Spartans to victories over Campbell and North Carolina A&T. During conference play, she upped her scoring average to 17.8 points per game, ranking third in the league in scoring at the conclusion of the regular season.

**2019-20 (Cincinnati):** Appeared in 30 games, scoring in double figures four times, including a season-high 18 points on 7-of-8 shooting to go with four rebounds, three assists and three steals against Coppin State.

**High School:** Played her high school ball at Winder Barrow where she was named Georgia Athletic Coaches Association (GACA) Class 6A North First Team All-State and an 8-6A All-Region selection. She was also tabbed the Athens Banner-Herald Co-Player of the Year in 2017-18.

**Major:** Sociology.



CHELLIA  
WATSON

35



REDSHIRT JUNIOR | GUARD | 5-8 | WINDER, GA | WINDER-BARROW | USC UPSTATE

## CHELLIA WATSON'S CAREER STATS

YEAR	GP-GS	MP	FG-FGA	PCT	3FG-3FGA	PCT	FT-FTA	PCT	REB (O-D)	AVG	PF	A	TO	B	S	PTS	AVG
19-20	30-1	300	43-116	.371	10-42	.238	16-26	.615	42 (13-29)	1.4	36	37	26	1	17	112	3.7
21-22	30-30	936	191-400	.478	47-132	.356	39-49	.796	116 (28-88)	3.9	64	70	82	6	39	468	15.6
<b>Total</b>	<b>60-31</b>	<b>1,236</b>	<b>234-516</b>	<b>.454</b>	<b>57-174</b>	<b>.328</b>	<b>55-75</b>	<b>.733</b>	<b>158 (41-117)</b>	<b>2.6</b>	<b>100</b>	<b>107</b>	<b>108</b>	<b>7</b>	<b>56</b>	<b>580</b>	<b>9.7</b>







## 2022-23 Buffalo Women's Basketball Combined Team Statistics All games

Page 1/1  
as of Mar 13, 2023

### Game Records

Record	Overall	Home	Away	Neutral
ALL GAMES	12-16	6-7	6-8	0-1
CONFERENCE	7-11	4-5	3-6	0-0
NON-CONFERENCE	5-5	2-2	3-2	0-1

### Score by Periods

Team	1st	2nd	3rd	4th	OT	TOT
Buffalo	465	432	455	465	6	1823
Opponents	423	431	443	527	7	1831

### Team Box Score

No. Player					Total		3-Point			F-Throw		Rebounds											
		GP-GS	MIN	AVG	FG-FGA	FG%	3FG-3FGA	3FG%	FT-FTA	FT%	OFF	DEF	TOT	AVG	PF	DQ	A	TO	BLK	STL	PTS	AVG	
20	STONE, Re'Shawna	28-28	1057:28	37.8	173-360	.481	45-111	.405	95-129	.736	50	97	147	5.3	47	0	107	96	1	41	486	17.4	
2	WINFIELD, Zakiyah	28-28	1062:56	38.0	169-368	.459	13-35	.371	64-85	.753	51	242	293	10.5	54	0	109	71	13	50	415	14.8	
3	YOUNG, Jazmine	28-26	1003:57	35.9	122-316	.386	30-98	.306	105-130	.808	15	68	83	3.0	51	2	46	68	2	36	379	13.5	
22	JOHNSON, Kiara	6-2	119:16	19.9	19-30	.633	0-0	.000	3-10	.300	9	18	27	4.5	10	0	2	7	4	2	41	6.8	
33	OGDEN, Hattie	28-12	566:04	20.2	48-130	.369	45-118	.381	3-6	.500	2	78	80	2.9	39	0	26	14	5	14	144	5.1	
13	MASHAIRE, Emerita	28-28	845:50	30.2	51-145	.352	13-48	.271	22-34	.647	20	83	103	3.7	72	2	51	58	3	18	137	4.9	
23	SALMONS, Kayla	16-12	281:45	17.6	33-51	.647	0-0	.000	9-21	.429	18	34	52	3.3	35	0	11	16	12	5	75	4.7	
1	PERKINS, Latrice	25-2	497:09	19.9	46-90	.511	1-9	.111	10-20	.500	15	38	53	2.1	58	2	21	24	8	21	103	4.1	
4	ELLIS, Caelan	18-2	178:19	9.9	11-48	.229	8-35	.229	6-8	.750	1	10	11	0.6	8	0	1	6	0	2	36	2.0	
11	BARON, Briyanna	5-0	09:06	1.8	2-3	.667	1-1	1.000	0-0	.000	0	1	1	0.2	1	0	1	0	0	1	5	1.0	
30	DEBORTOLI, Olivia	4-0	03:55	1.0	1-1	1.000	0-0	.000	0-0	.000	0	1	1	0.3	2	0	0	0	0	0	2	0.5	
Team											29	52	81					25					
Total		28	5626		675-1542	.438	156-455	.343	317-443	.716	210	722	932	33.3	377	6	375	385	48	190	1823	65.1	
Opponents		28	5625		714-1685	.424	210-666	.315	193-285	.677	292	697	989	35.3	448	9	438	382	73	192	1831	65.4	

### Team Statistics

	UB	OPP
<b>Scoring</b>	<b>1823</b>	<b>1831</b>
Points per game	65.1	65.4
Scoring margin	-0.3	-
<b>Field goals-att</b>	<b>675-1542</b>	<b>714-1685</b>
Field goal pct	.438	.424
<b>3 point fg-att</b>	<b>156-455</b>	<b>210-666</b>
3-point FG pct	.343	.315
3-pt FG made per game	5.6	7.5
<b>Free throws-att</b>	<b>317-443</b>	<b>193-285</b>
Free throw pct	.716	.677
F-Throws made per game	11.3	6.9
<b>Rebounds</b>	<b>932</b>	<b>989</b>
Rebounds per game	33.3	35.3
Rebounding margin	-2.0	-
<b>Assists</b>	<b>375</b>	<b>438</b>
Assists per game	13.4	15.6
<b>Turnovers</b>	<b>385</b>	<b>382</b>
Turnovers per game	13.8	13.6
Turnover margin	-0.1	-
Assist/turnover ratio	1.0	1.1
<b>Steals</b>	<b>190</b>	<b>192</b>
Steals per game	6.8	6.9
<b>Blocks</b>	<b>48</b>	<b>73</b>
Blocks per game	1.7	2.6
<b>Winning streak</b>	<b>0</b>	<b>-</b>
Home win streak	2	-
<b>Attendance</b>	<b>18632</b>	<b>13651</b>
Home games-Avg/Game	13-1433	14-975
Neutral site-Avg/Game	-	1-1859

### Team Results

Date	Opponent		Score	Att.
11/07/2022	at Canisius	L	55-57	1391
11/14/2022	at Stonehill	W	62-56	448
11/22/2022	Mercyhurst	L	68-70	933
11/27/2022	Drexel	L	35-53	925
12/01/2022	at Rhode Island	L	56-71	704
12/07/2022	at Niagara	W	63-58	589
12/10/2022	LIU	W	91-59	1647
12/20/2022	Bucknell	W	58-51	1397
12/29/2022	at St. Bonaventure	W	58-49	175
01/04/2023	at Kent St.	L	63-64	1123
01/07/2023	Central Mich.	W	70-63	2030
01/11/2023	at Ohio	W	69-64	391
01/14/2023	Eastern Mich.	W	78-59	1256
01/18/2023	Ball St.	L	59-81	1197
01/21/2023	at Western Mich.	L	56-68	1247
01/25/2023	Bowling Green	L	61-64	1330
01/28/2023	at Akron	L	47-69	392
02/01/2023	at Miami (OH)	W	81-76	460
02/04/2023	NIU	L	62-72	2094
02/08/2023	at Toledo	L	73-91	3610
02/11/2023	at Central Mich.	L	71-72	1213
02/15/2023	Kent St.	L	69-72	1204
02/18/2023	Miami (OH)	L	67-72	1612
02/23/2023	at Eastern Mich.	L	57-62	216
02/25/2023	at Bowling Green	W	84-66	1692
03/01/2023	Akron	W	64-50	1357
03/04/2023	Western Mich.	W	72-67	1650
03/08/2023	vs Toledo	Lot	74-75	1859





**2022-23 Buffalo Women's Basketball  
Combined Team Statistics  
In Conference games**

Page 1/1  
as of Mar 04, 2023

**Game Records**

Record	Overall	Home	Away	Neutral
ALL GAMES	7-11	4-5	3-6	0-0
CONFERENCE	7-11	4-5	3-6	0-0
NON-CONFERENCE	0-0	0-0	0-0	0-0

**Score by Periods**

Team	1st	2nd	3rd	4th	OT	TOT
Buffalo	299	291	314	299	0	1203
Opponents	274	281	341	336	0	1232

**Team Box Score**

No.	Player				Total		3-Point		F-Throw		Rebounds													
		GP-GS	MIN	AVG	FG-FGA	FG%	3FG-3FGA	3FG%	FT-FTA	FT%	OFF	DEF	TOT	AVG	PF	DQ	A	TO	BLK	STL	PTS	AVG		
20	STONE, Re'Shawna	18-18	700:45	38.9	133-253	.526	38-89	.427	62-84	.738	28	65	93	5.2	27	0	71	58	1	29	366	20.3		
2	WINFIELD, Zakiyah	18-18	696:45	38.7	104-239	.435	10-28	.357	39-51	.765	34	150	184	10.2	38	0	75	50	5	32	257	14.3		
3	YOUNG, Jazmine	18-18	666:45	37.0	80-209	.383	20-71	.282	72-85	.847	8	46	54	3.0	35	2	28	37	1	23	252	14.0		
33	OGDEN, Hattie	18-11	398:44	22.2	38-96	.396	36-90	.400	2-4	.500	0	62	62	3.4	31	0	20	9	5	10	114	6.3		
23	SALMONS, Kayla	7-5	132:35	18.9	18-25	.720	0-0	.000	0-3	.000	5	13	18	2.6	18	0	8	7	3	3	36	5.1		
13	MASHAIRE, Emerita	18-18	590:28	32.8	32-94	.340	8-31	.258	15-25	.600	13	63	76	4.2	51	1	34	39	3	13	87	4.8		
1	PERKINS, Latrice	17-2	353:49	20.8	35-64	.547	0-4	.000	6-13	.462	11	25	36	2.1	44	2	13	15	7	12	76	4.5		
11	BARON, Briyanna	4-0	06:09	1.5	2-3	.667	1-1	1.000	0-0	.000	0	0	0	0.0	0	0	0	0	0	1	5	1.3		
4	ELLIS, Caelan	10-0	50:50	5.1	2-12	.167	2-9	.222	2-2	1.000	0	2	2	0.2	2	0	1	0	0	1	8	0.8		
30	DEBORTOLI, Olivia	4-0	03:55	1.0	1-1	1.000	0-0	.000	0-0	.000	0	1	1	0.3	2	0	0	0	0	0	2	0.5		
Team											19	35	54					12						
Total		18	3601		445-996	.447	115-323	.356	198-267	.742	118	462	580	32.2	248	5	250	227	25	124	1203	66.8		
Opponents		18	3600		483-1102	.438	148-453	.327	118-184	.641	195	458	653	36.3	272	3	309	232	39	123	1232	68.4		

**Team Statistics**

	UB	OPP
<b>Scoring</b>	<b>1203</b>	<b>1232</b>
Points per game	66.8	68.4
Scoring margin	-1.6	-
<b>Field goals-att</b>	<b>445-996</b>	<b>483-1102</b>
Field goal pct	.447	.438
<b>3 point fg-att</b>	<b>115-323</b>	<b>148-453</b>
3-point FG pct	.356	.327
3-pt FG made per game	6.4	8.2
<b>Free throws-att</b>	<b>198-267</b>	<b>118-184</b>
Free throw pct	.742	.641
F-Throws made per game	11.0	6.6
<b>Rebounds</b>	<b>580</b>	<b>653</b>
Rebounds per game	32.2	36.3
Rebounding margin	-4.1	-
<b>Assists</b>	<b>250</b>	<b>309</b>
Assists per game	13.9	17.2
<b>Turnovers</b>	<b>227</b>	<b>232</b>
Turnovers per game	12.6	12.9
Turnover margin	+0.3	-
Assist/turnover ratio	1.1	1.3
<b>Steals</b>	<b>124</b>	<b>123</b>
Steals per game	6.9	6.8
<b>Blocks</b>	<b>25</b>	<b>39</b>
Blocks per game	1.4	2.2
<b>Winning streak</b>	<b>3</b>	<b>-</b>
Home win streak	2	-
<b>Attendance</b>	<b>13730</b>	<b>10344</b>
Home games-Avg/Game	9-1526	9-1149
Neutral site-Avg/Game	-	0-0

**Team Results**

Date	Opponent		Score	Att.
01/04/2023	at Kent St.	L	63-64	1123
01/07/2023	Central Mich.	W	70-63	2030
01/11/2023	at Ohio	W	69-64	391
01/14/2023	Eastern Mich.	W	78-59	1256
01/18/2023	Ball St.	L	59-81	1197
01/21/2023	at Western Mich.	L	56-68	1247
01/25/2023	Bowling Green	L	61-64	1330
01/28/2023	at Akron	L	47-69	392
02/01/2023	at Miami (OH)	W	81-76	460
02/04/2023	NIU	L	62-72	2094
02/08/2023	at Toledo	L	73-91	3610
02/11/2023	at Central Mich.	L	71-72	1213
02/15/2023	Kent St.	L	69-72	1204
02/18/2023	Miami (OH)	L	67-72	1612
02/23/2023	at Eastern Mich.	L	57-62	216
02/25/2023	at Bowling Green	W	84-66	1692
03/01/2023	Akron	W	64-50	1357
03/04/2023	Western Mich.	W	72-67	1650





2022-23 Buffalo Women's Basketball  
Team Game-by-Game  
All games

Page 1/1  
as of Mar 13, 2023

				Total		3-Pointers		Free throws		Rebounds											
Opponent	Date	Score		FG-FGA	PCT	3FG-3FGA	PCT	FT-FTA	PCT	OFF	DEF	TOT	AVG	PF	A	TO	BLK	STL	PTS	AVG	
at Canisius	11/07/2022	55-57	L	19-52	.365	3-10	.300	14-26	.538	11	25	36	36.0	19	9	13	5	9	55	55.0	
at Stonehill	11/14/2022	62-56	W	22-55	.400	4-14	.286	14-21	.667	8	29	37	36.5	13	8	15	3	11	62	58.5	
Mercyhurst	11/22/2022	68-70	L	26-59	.441	6-15	.400	10-15	.667	7	26	33	35.3	14	17	12	4	9	68	61.7	
Drexel	11/27/2022	35-53	L	15-50	.300	1-14	.071	4-10	.400	12	25	37	35.8	10	11	16	2	1	35	55.0	
at Rhode Island	12/01/2022	56-71	L	21-52	.404	6-20	.300	8-12	.667	5	15	20	32.6	11	12	12	0	6	56	55.2	
at Niagara	12/07/2022	63-58	W	20-37	.541	3-7	.429	20-30	.667	5	28	33	32.7	19	14	35	0	3	63	56.5	
LIU	12/10/2022	91-59	W	34-64	.531	3-11	.273	20-25	.800	16	29	45	34.4	13	23	14	2	9	91	61.4	
Bucknell	12/20/2022	58-51	W	23-55	.418	4-9	.444	8-9	.889	5	24	29	33.8	10	12	13	0	10	58	61.0	
at St. Bonaventure	12/29/2022	58-49	W	23-59	.390	3-15	.200	9-15	.600	16	28	44	34.9	11	9	15	4	3	58	60.7	
at Kent St.	01/04/2023	63-64	L	27-54	.500	3-11	.273	6-12	.500	8	21	29	34.3	10	12	13	3	9	63	60.9	
Central Mich.	01/07/2023	70-63	W	26-56	.464	7-22	.318	11-13	.846	11	22	33	34.2	9	17	15	2	8	70	61.7	
at Ohio	01/11/2023	69-64	W	23-52	.442	4-12	.333	19-26	.731	8	28	36	34.3	15	10	19	0	11	69	62.3	
Eastern Mich.	01/14/2023	78-59	W	27-53	.509	5-14	.357	19-22	.864	4	28	32	34.2	18	14	11	3	8	78	63.5	
Ball St.	01/18/2023	59-81	L	26-54	.481	5-18	.278	2-6	.333	4	24	28	33.7	14	16	16	1	4	59	63.2	
at Western Mich.	01/21/2023	56-68	L	20-53	.377	1-10	.100	15-20	.750	4	27	31	33.5	17	8	13	3	8	56	62.7	
Bowling Green	01/25/2023	61-64	L	26-52	.500	2-10	.200	7-9	.778	4	27	31	33.4	11	18	17	3	8	61	62.6	
at Akron	01/28/2023	47-69	L	17-64	.266	6-23	.261	7-9	.778	8	25	33	33.4	14	9	12	0	8	47	61.7	
at Miami (OH)	02/01/2023	81-76	W	29-54	.537	8-18	.444	15-18	.833	5	24	29	33.1	10	8	13	0	4	81	62.8	
NIU	02/04/2023	62-72	L	22-59	.373	10-26	.385	8-10	.800	6	19	25	32.7	14	17	8	0	9	62	62.7	
at Toledo	02/08/2023	73-91	L	27-62	.435	10-23	.435	9-14	.643	8	21	29	32.5	14	18	7	1	4	73	63.3	
at Central Mich.	02/11/2023	71-72	L	26-58	.448	7-13	.538	12-13	.923	9	20	29	32.3	15	11	9	1	4	71	63.6	
Kent St.	02/15/2023	69-72	L	27-57	.474	5-16	.313	10-18	.556	6	30	36	32.5	18	12	7	1	3	69	63.9	
Miami (OH)	02/18/2023	67-72	L	24-54	.444	8-21	.381	11-12	.917	4	19	23	32.1	17	14	5	1	6	67	64.0	
at Eastern Mich.	02/23/2023	57-62	L	18-52	.346	13-33	.394	8-9	.889	5	31	36	32.3	17	15	14	1	6	57	63.7	
at Bowling Green	02/25/2023	84-66	W	30-43	.698	10-16	.625	14-19	.737	4	33	37	32.4	15	14	26	3	8	84	64.5	
Akron	03/01/2023	64-50	W	23-60	.383	6-21	.286	12-17	.706	11	31	42	32.8	6	16	11	1	8	64	64.5	
Western Mich.	03/04/2023	72-67	W	27-59	.458	5-16	.313	13-20	.650	9	32	41	33.1	14	21	11	1	8	72	64.8	
vs Toledo	03/08/2023	74-75	Lot	27-63	.429	8-17	.471	12-13	.923	7	31	38	33.3	9	10	13	3	5	74	65.1	
Total		1823		675-1542	.438	156-455	.343	317-443	.716	210	722	932	33.3	377	375	385	48	190	1823	65.1	
Opponents		1831		714-1685	.424	210-666	.315	193-285	.677	292	697	989	35.3	448	438	382	73	192	1831	65.4	

### Buffalo Averages

Games Played	Points/game	FG Pct	3FG Pct	FT Pct	Rebounds/game	Assists/game	Turnovers/game	Assist/Turnover ratio	Steals/game	Blocks/game
28	65.1	43.8	34.3	71.6	33.3	13.4	13.8	1.0	6.8	1.7







2022-23 Buffalo Women's Basketball  
Category Leaders  
All games

Page 1/3  
as of Jun 14, 2023

## Points

##	Player	G	Pts	Pts/G
20	Stone, Re'Shawna	28	486	17.4
2	Winfield, Zakiyah	28	415	14.8
3	Young, Jazmine	28	379	13.5
33	Ogden, Hattie	28	144	5.1
13	Mashaire, Emerita	28	137	4.9
1	Perkins, Latrice	25	103	4.1
23	Salmons, Kayla	16	75	4.7
22	Johnson, Kiara	6	41	6.8
4	Ellis, Caelan	18	36	2.0
11	Baron, Briyanna	5	5	1.0
30	DeBortoli, Olivia	4	2	0.5

## Scoring Average

##	Player	G	Pts	Pts/G
20	Stone, Re'Shawna	28	486	17.4
2	Winfield, Zakiyah	28	415	14.8
3	Young, Jazmine	28	379	13.5
22	Johnson, Kiara	6	41	6.8
33	Ogden, Hattie	28	144	5.1
13	Mashaire, Emerita	28	137	4.9
23	Salmons, Kayla	16	75	4.7
1	Perkins, Latrice	25	103	4.1
4	Ellis, Caelan	18	36	2.0
11	Baron, Briyanna	5	5	1.0
30	DeBortoli, Olivia	4	2	0.5

## Field Goal Percentage

##	Player	FG	Att	Pct
30	DeBortoli, Olivia	1	1	1.000
11	Baron, Briyanna	2	3	.667
23	Salmons, Kayla	33	51	.647
22	Johnson, Kiara	19	30	.633
1	Perkins, Latrice	46	90	.511
20	Stone, Re'Shawna	173	360	.481
2	Winfield, Zakiyah	169	368	.459
3	Young, Jazmine	122	316	.386
33	Ogden, Hattie	48	130	.369
13	Mashaire, Emerita	51	145	.352
4	Ellis, Caelan	11	48	.229

## Field Goal Attempts

##	Player	G	Att	Att/G
2	Winfield, Zakiyah	28	368	13.1
20	Stone, Re'Shawna	28	360	12.9
3	Young, Jazmine	28	316	11.3
13	Mashaire, Emerita	28	145	5.2
33	Ogden, Hattie	28	130	4.6

## Field Goals Made

##	Player	G	Made	Made/G
20	Stone, Re'Shawna	28	173	6.2
2	Winfield, Zakiyah	28	169	6.0
3	Young, Jazmine	28	122	4.4
13	Mashaire, Emerita	28	51	1.8
33	Ogden, Hattie	28	48	1.7

## 3-Point FG Percentage

##	Player	3FG	Att	Pct
11	Baron, Briyanna	1	1	1.000
20	Stone, Re'Shawna	45	111	.405
33	Ogden, Hattie	45	118	.381
2	Winfield, Zakiyah	13	35	.371
3	Young, Jazmine	30	98	.306
13	Mashaire, Emerita	13	48	.271
4	Ellis, Caelan	8	35	.229
1	Perkins, Latrice	1	9	.111

## 3-Point FG Attempts

##	Player	G	Att	Att/G
33	Ogden, Hattie	28	118	4.2
20	Stone, Re'Shawna	28	111	4.0
3	Young, Jazmine	28	98	3.5
13	Mashaire, Emerita	28	48	1.7
2	Winfield, Zakiyah	28	35	1.3

## 3-Point FG Made

##	Player	G	Made	Made/G
20	Stone, Re'Shawna	28	45	1.6
33	Ogden, Hattie	28	45	1.6
3	Young, Jazmine	28	30	1.1
2	Winfield, Zakiyah	28	13	0.5
13	Mashaire, Emerita	28	13	0.5





2022-23 Buffalo Women's Basketball  
Category Leaders  
All games

Page 2/3  
as of Jun 14, 2023

## Free Throw Percentage

##	Player	Made	Att	Pct
3	Young, Jazmine	105	130	.808
2	Winfield, Zakiyah	64	85	.753
4	Ellis, Caelan	6	8	.750
20	Stone, Re'Shawna	95	129	.736
13	Mashaire, Emerita	22	34	.647
33	Ogden, Hattie	3	6	.500
1	Perkins, Latrice	10	20	.500
23	Salmons, Kayla	9	21	.429
22	Johnson, Kiara	3	10	.300

## Free Throw Attempts

##	Player	G	Att	Att/G
3	Young, Jazmine	28	130	4.6
20	Stone, Re'Shawna	28	129	4.6
2	Winfield, Zakiyah	28	85	3.0
13	Mashaire, Emerita	28	34	1.2
23	Salmons, Kayla	16	21	1.3

## Free Throws Made

##	Player	G	Made	Made/G
3	Young, Jazmine	28	105	3.8
20	Stone, Re'Shawna	28	95	3.4
2	Winfield, Zakiyah	28	64	2.3
13	Mashaire, Emerita	28	22	0.8
1	Perkins, Latrice	25	10	0.4

## Rebounds

##	Player	G	Reb	Reb/G
2	Winfield, Zakiyah	28	293	10.5
20	Stone, Re'Shawna	28	147	5.3
13	Mashaire, Emerita	28	103	3.7
3	Young, Jazmine	28	83	3.0
33	Ogden, Hattie	28	80	2.9

## Assists

##	Player	G	Ast	Ast/G
2	Winfield, Zakiyah	28	109	3.9
20	Stone, Re'Shawna	28	107	3.8
13	Mashaire, Emerita	28	51	1.8
3	Young, Jazmine	28	46	1.6
33	Ogden, Hattie	28	26	0.9

## Rebounds Average

##	Player	G	Reb	Reb/G
2	Winfield, Zakiyah	28	293	10.5
20	Stone, Re'Shawna	28	147	5.3
22	Johnson, Kiara	6	27	4.5
13	Mashaire, Emerita	28	103	3.7
23	Salmons, Kayla	16	52	3.3

## Steals

##	Player	G	Stl	Stl/G
2	Winfield, Zakiyah	28	50	1.8
20	Stone, Re'Shawna	28	41	1.5
3	Young, Jazmine	28	36	1.3
1	Perkins, Latrice	25	21	0.8
13	Mashaire, Emerita	28	18	0.6

## Offensive Rebounds

##	Player	G	OReb	OReb/G
2	Winfield, Zakiyah	28	51	1.8
20	Stone, Re'Shawna	28	50	1.8
13	Mashaire, Emerita	28	20	0.7
23	Salmons, Kayla	16	18	1.1
3	Young, Jazmine	28	15	0.5

## Blocked Shots

##	Player	G	Blk	Blk/G
2	Winfield, Zakiyah	28	13	0.5
23	Salmons, Kayla	16	12	0.8
1	Perkins, Latrice	25	8	0.3
33	Ogden, Hattie	28	5	0.2
22	Johnson, Kiara	6	4	0.7

## Defensive Rebounds

##	Player	G	DReb	DReb/G
2	Winfield, Zakiyah	28	242	8.6
20	Stone, Re'Shawna	28	97	3.5
13	Mashaire, Emerita	28	83	3.0
33	Ogden, Hattie	28	78	2.8
3	Young, Jazmine	28	68	2.4

## Minutes

##	Player	G	Min	Min/G
2	Winfield, Zakiyah	28	1063	37:58
20	Stone, Re'Shawna	28	1057	37:46
3	Young, Jazmine	28	1004	35:51
13	Mashaire, Emerita	28	846	30:13
33	Ogden, Hattie	28	566	20:13





2022-23 Buffalo Women's Basketball  
Category Leaders  
All games

Page 3/3  
as of Jun 14, 2023

## Fouls

##	Player	G	PF	PF/G
13	Mashaire, Emerita	28	72	2.6
1	Perkins, Latrice	25	58	2.3
2	Winfield, Zakiyah	28	54	1.9
3	Young, Jazmine	28	51	1.8
20	Stone, Re'Shawna	28	47	1.7

## Turnovers

##	Player	G	TO	TO/G
20	Stone, Re'Shawna	28	96	3.4
2	Winfield, Zakiyah	28	71	2.5
3	Young, Jazmine	28	68	2.4
13	Mashaire, Emerita	28	58	2.1
1	Perkins, Latrice	25	24	1.0

## Foul Outs

##	Player	G	FO
3	Young, Jazmine	28	2
13	Mashaire, Emerita	28	2
1	Perkins, Latrice	25	2







2022-23 Buffalo Women's Basketball  
Points-rebounds-assists  
All games

Page 1/1  
as of Mar 13, 2023

Opponent	Date	Score		1	2	3	4	11	13	20	22	23	30	33
				PERKINS, LA	WINFIELD, Z	YOUNG, JAZM	ELLIS, CAEL	BARON, BRIY	MASHAIRE, E	STONE, RE'S	JOHNSON, KI	SALMONS, KA	DEBORTOLI,	OGDEN, HATT
at Canisius	11/07/2022	55-57	L	8-6-1	16-10-4	5-1-0	6-2-0	DNP	6-2-1	8-8-3	4-2-0	2-1-0	DNP	0-0-0
at Stonehill	11/14/2022	62-56	W	DNP	12-10-2	16-3-1	6-0-0	DNP	1-2-1	14-8-3	6-7-0	1-0-0	DNP	6-7-1
Mercyhurst	11/22/2022	68-70	L	DNP	22-14-6	12-4-5	3-1-0	DNP	4-2-1	7-4-4	8-5-0	6-2-0	DNP	6-0-1
Drexel	11/27/2022	35-53	L	4-3-2	4-7-5	7-3-1	0-1-0	DNP	2-1-0	5-4-3	0-1-0	10-10-0	DNP	3-2-0
at Rhode Island	12/01/2022	56-71	L	1-1-0	9-4-2	14-1-2	5-5-0	DNP	5-0-2	13-3-3	DNP	4-3-0	DNP	5-0-3
at Niagara	12/07/2022	63-58	W	2-3-1	17-14-3	17-3-3	1-0-0	DNP	5-3-2	12-2-4	6-3-0	3-3-1	DNP	0-2-0
LIU	12/10/2022	91-59	W	0-1-2	20-14-4	20-4-3	5-0-0	0-1-1	5-4-3	17-6-6	17-9-2	6-2-1	DNP	1-1-1
Bucknell	12/20/2022	58-51	W	5-0-1	15-13-3	16-2-1	DNP	DNP	5-3-4	13-4-3	DNP	4-3-0	DNP	0-1-0
at St. Bonaventure	12/29/2022	58-49	W	2-0-0	21-16-3	7-6-1	2-0-0	DNP	10-3-1	13-7-3	DNP	3-10-1	DNP	0-0-0
at Kent St.	01/04/2023	63-64	L	6-1-0	13-11-7	14-2-0	DNP	DNP	3-7-0	21-2-5	DNP	6-1-0	DNP	0-1-0
Central Mich.	01/07/2023	70-63	W	4-2-2	14-10-2	13-6-4	DNP	DNP	6-2-2	24-10-6	DNP	6-1-0	DNP	3-2-1
at Ohio	01/11/2023	69-64	W	6-6-0	5-9-5	20-2-0	DNP	DNP	4-8-1	23-4-4	DNP	8-5-0	DNP	3-0-0
Eastern Mich.	01/14/2023	78-59	W	6-2-0	21-17-5	20-0-1	0-0-0	3-0-0	2-2-4	20-8-2	DNP	6-2-1	0-0-0	0-1-1
Ball St.	01/18/2023	59-81	L	12-2-1	13-7-4	15-3-2	0-0-0	DNP	0-4-0	13-5-6	DNP	6-2-2	DNP	0-0-1
at Western Mich.	01/21/2023	56-68	L	2-3-1	16-8-3	17-7-1	0-2-0	DNP	6-5-3	15-3-0	DNP	DNP	DNP	0-0-0
Bowling Green	01/25/2023	61-64	L	DNP	20-7-4	13-4-4	0-0-0	DNP	2-7-4	19-7-2	DNP	4-4-4	DNP	3-0-0
at Akron	01/28/2023	47-69	L	0-1-0	11-10-4	12-3-0	0-0-0	DNP	2-2-1	7-6-2	DNP	0-3-1	DNP	15-4-1
at Miami (OH)	02/01/2023	81-76	W	4-2-1	19-9-4	15-2-1	DNP	DNP	9-7-0	22-3-2	DNP	DNP	DNP	12-2-0
NIU	02/04/2023	62-72	L	0-0-1	19-13-6	10-1-1	DNP	DNP	5-2-1	19-3-4	DNP	DNP	DNP	9-4-4
at Toledo	02/08/2023	73-91	L	4-4-1	10-8-3	20-4-1	3-0-1	0-0-0	4-2-2	18-6-8	DNP	DNP	2-1-0	12-3-2
at Central Mich.	02/11/2023	71-72	L	4-2-0	19-6-2	11-1-1	DNP	DNP	7-7-2	23-4-6	DNP	DNP	DNP	7-3-0
Kent St.	02/15/2023	69-72	L	2-5-1	14-10-5	7-2-1	0-0-0	DNP	6-6-1	36-5-3	DNP	DNP	DNP	4-4-1
Miami (OH)	02/18/2023	67-72	L	6-3-0	14-7-5	15-2-1	3-0-0	DNP	0-1-4	23-3-4	DNP	DNP	DNP	6-5-0
at Eastern Mich.	02/23/2023	57-62	L	4-2-2	6-13-2	12-2-4	DNP	DNP	6-0-1	17-8-5	DNP	DNP	DNP	12-9-1
at Bowling Green	02/25/2023	84-66	W	7-0-1	9-14-4	12-2-1	2-0-0	2-0-0	16-7-5	23-6-2	DNP	DNP	0-0-0	13-6-1
Akron	03/01/2023	64-50	W	0-0-0	14-13-4	15-5-4	0-0-0	0-0-0	9-6-2	20-3-4	DNP	DNP	0-0-0	6-10-2
Western Mich.	03/04/2023	72-67	W	9-1-2	20-12-6	11-6-1	DNP	DNP	0-1-1	23-7-6	DNP	DNP	DNP	9-8-5
vs Toledo	03/08/2023	74-75	Lot	5-3-1	22-7-2	13-2-1	DNP	DNP	7-7-2	18-8-4	DNP	DNP	DNP	9-5-0





2022-23 Buffalo Women's Basketball  
Player Highs Analysis  
All games

Page 1/4  
as of Jun 14, 2023

Buffalo - Individual Game Highs

POINTS	36		Re'Shawna Stone vs Kent St. (02/15/2023)
	24		Re'Shawna Stone vs Central Mich. (01/07/2023)
	23		Re'Shawna Stone vs Western Mich. (03/04/2023)
	23		Re'Shawna Stone at Bowling Green (02/25/2023)
	23		Re'Shawna Stone vs Miami (OH) (02/18/2023)
	23		Re'Shawna Stone at Central Mich. (02/11/2023)
	23		Re'Shawna Stone at Ohio (01/11/2023)
FIELD GOALS MADE	13		Re'Shawna Stone vs Kent St. (02/15/2023)
	11		Zakayah Winfield vs Toledo (N) (03/08/2023)
FIELD GOAL ATTEMPTS	22		Re'Shawna Stone vs Western Mich. (03/04/2023)
	20		Re'Shawna Stone vs Toledo (N) (03/08/2023)
	20		Zakayah Winfield vs Toledo (N) (03/08/2023)
	20		Re'Shawna Stone vs Kent St. (02/15/2023)
FIELD GOAL PERCENTAGE (min 5 made)	.857	(6-7)	Emerita Mashaie at Bowling Green (02/25/2023)
	.800	(8-10)	Kiara Johnson vs LIU (12/10/2022)
3 PT FG MADE	5		Re'Shawna Stone at Eastern Mich. (02/23/2023)
	5		Hattie Ogden at Akron (01/28/2023)
3 PT FG ATTEMPTS	11		Hattie Ogden at Eastern Mich. (02/23/2023)
	11		Hattie Ogden at Akron (01/28/2023)
3 PT FG PERCENTAGE (min 2 made)	1.000	(3-3)	Zakayah Winfield vs Mercyhurst (11/22/2022)
	1.000	(2-2)	Jazmine Young at Bowling Green (02/25/2023)
FREE THROWS MADE	9		Jazmine Young at Ohio (01/11/2023)
	8		Jazmine Young vs Toledo (N) (03/08/2023)
	8		Jazmine Young vs Eastern Mich. (01/14/2023)
	8		Re'Shawna Stone at Canisius (11/07/2022)
FREE THROW ATTEMPTS	12		Re'Shawna Stone at Canisius (11/07/2022)
	10		Jazmine Young vs Western Mich. (03/04/2023)
	10		Jazmine Young at Ohio (01/11/2023)
FREE THROW PERCENTAGE (min 3 made)	1.000	(8-8)	Jazmine Young vs Toledo (N) (03/08/2023)
	1.000	(8-8)	Jazmine Young vs Eastern Mich. (01/14/2023)
	1.000	(6-6)	Jazmine Young at Eastern Mich. (02/23/2023)
	1.000	(6-6)	Jazmine Young vs Miami (OH) (02/18/2023)
	1.000	(6-6)	Re'Shawna Stone at Central Mich. (02/11/2023)
	1.000	(6-6)	Zakayah Winfield at Western Mich. (01/21/2023)
	1.000	(6-6)	Zakayah Winfield vs Central Mich. (01/07/2023)
	1.000	(4-4)	Jazmine Young at Bowling Green (02/25/2023)
	1.000	(4-4)	Jazmine Young at Central Mich. (02/11/2023)
	1.000	(4-4)	Jazmine Young vs NIU (02/04/2023)
	1.000	(4-4)	Zakayah Winfield vs LIU (12/10/2022)
	1.000	(4-4)	Jazmine Young vs Mercyhurst (11/22/2022)
	1.000	(3-3)	Jazmine Young at Miami (OH) (02/01/2023)
	1.000	(3-3)	Re'Shawna Stone vs Bowling Green (01/25/2023)
	1.000	(3-3)	Re'Shawna Stone vs Mercyhurst (11/22/2022)
REBOUNDS	17		Zakayah Winfield vs Eastern Mich. (01/14/2023)
	16		Zakayah Winfield at St. Bonaventure (12/29/2022)
ASSISTS	8		Re'Shawna Stone at Toledo (02/08/2023)
	7		Zakayah Winfield at Kent St. (01/04/2023)
STEALS	4		Zakayah Winfield vs NIU (02/04/2023)
	4		Zakayah Winfield at Ohio (01/11/2023)
	4		Emerita Mashaie at Ohio (01/11/2023)
	4		Jazmine Young at Stonehill (11/14/2022)
BLOCKED SHOTS	3		Kayla Salmons vs Mercyhurst (11/22/2022)
	3		Zakayah Winfield at Canisius (11/07/2022)





2022-23 Buffalo Women's Basketball  
Player Highs Analysis  
All games

Page 2/4  
as of Jun 14, 2023

**Buffalo - Individual Game Highs**

TURNOVERS	9	Zakayah Winfield at Bowling Green (02/25/2023)
	9	Jazmine Young at Niagara (12/07/2022)
	9	Re'Shawna Stone at Niagara (12/07/2022)
FOULS	5	Emerita Mashaire vs Western Mich. (03/04/2023)
	5	Jazmine Young at Bowling Green (02/25/2023)
	5	Jazmine Young vs Miami (OH) (02/18/2023)
	5	Latrice Perkins at Western Mich. (01/21/2023)
	5	Latrice Perkins vs Ball St. (01/18/2023)
	5	Emerita Mashaire at Canisius (11/07/2022)







2022-23 Buffalo Women's Basketball  
Team High/Low Analysis  
All games

Page 1/4  
as of Jun 14, 2023

### Buffalo - Game Highs

POINTS	91	LIU (12/10/2022)
	84	at Bowling Green (02/25/2023)
	81	at Miami (OH) (02/01/2023)
	78	Eastern Mich. (01/14/2023)
	74	vs Toledo (N) (03/08/2023)
FIELD GOALS MADE	34	LIU (12/10/2022)
	30	at Bowling Green (02/25/2023)
FIELD GOAL ATTEMPTS	64	at Akron (01/28/2023)
	64	LIU (12/10/2022)
FIELD GOAL PERCENTAGE	.698	(30-43) at Bowling Green (02/25/2023)
	.541	(20-37) at Niagara (12/07/2022)
3 PT FG MADE	13	at Eastern Mich. (02/23/2023)
	10	at Bowling Green (02/25/2023)
	10	at Toledo (02/08/2023)
	10	NIU (02/04/2023)
3 PT FG ATTEMPTS	33	at Eastern Mich. (02/23/2023)
	26	NIU (02/04/2023)
3 PT FG PERCENTAGE	.625	(10-16) at Bowling Green (02/25/2023)
	.538	(7-13) at Central Mich. (02/11/2023)
FREE THROWS MADE	20	LIU (12/10/2022)
	20	at Niagara (12/07/2022)
FREE THROW ATTEMPTS	30	at Niagara (12/07/2022)
	26	at Ohio (01/11/2023)
	26	at Canisius (11/07/2022)
FREE THROW PERCENTAGE	.923	(12-13) vs Toledo (N) (03/08/2023)
	.923	(12-13) at Central Mich. (02/11/2023)
REBOUNDS	45	LIU (12/10/2022)
	44	at St. Bonaventure (12/29/2022)
ASSISTS	23	LIU (12/10/2022)
	21	Western Mich. (03/04/2023)
STEALS	11	at Ohio (01/11/2023)
	11	at Stonehill (11/14/2022)
BLOCKED SHOTS	5	at Canisius (11/07/2022)
	4	at St. Bonaventure (12/29/2022)
	4	Mercyhurst (11/22/2022)
TURNOVERS	35	at Niagara (12/07/2022)
	26	at Bowling Green (02/25/2023)
FOULS	19	at Niagara (12/07/2022)
	19	at Canisius (11/07/2022)



**2021-22 MAC Final Standings**

Team	Conference		Overall	
	W-L	Pct.	W-L	Pct.
Toledo	16-2	.889	29-5	.853
Bowling Green	14-4	.778	31-7	.816
Ball State	14-4	.778	26-9	.743
Kent State	12-6	.667	21-11	.656
Akron	8-10	.444	17-13	.567
Northern Illinois	8-10	.444	16-17	.485
Eastern Michigan	7-11	.389	15-15	.500
<b>Buffalo</b>	<b>7-11</b>	<b>.389</b>	<b>12-16</b>	<b>.429</b>
Western Michigan	7-11	.389	12-17	.414
Miami (OH)	7-11	.389	12-19	.387
Central Michigan	4-14	.222	6-23	.207
Ohio	4-14	.222	6-23	.207

**2023 MAC Tournament Results****Quarterfinals****(March 9, Rocket Mortgage Fieldhouse, Cleveland, OH)****#1 Toledo 75, #8 Buffalo 74 (OT)**

#4 Kent State 75, #5 Northern Illinois 68

#2 Bowling Green 70, #7 Eastern Michigan 36

#3 Ball State 92, #6 Akron 68

**Semifinals****(March 11, Rocket Mortgage Fieldhouse, Cleveland, OH)**

#1 Toledo 68, #4 Kent State 58

#2 Bowling Green 70, #3 Ball State 61

**Championship****(March 12, Rocket Mortgage Fieldhouse, Cleveland, OH)**

#1 Toledo 73, #2 Bowling Green 58

**2021-22 MAC Award Winners****MAC PLAYER OF THE YEAR**

Quinesha Lockett, Toledo, G

**COACH OF THE YEAR**

Tricia Cullop, Toledo

**FRESHMAN OF THE YEAR**

Sydney Harris, Central Michigan, G/F

**DEFENSIVE PLAYER OF THE YEAR**

Nyla Hampton, Bowling Green, G

**SIXTH PLAYER OF THE YEAR**

Janae Poisson, Northern Illinois, G

**ALL-MAC FIRST TEAM**

Quinesha Lockett, Toledo, G  
 A'Jah Davis, Northern Illinois, F  
 Anna Clephane, Ball State, G/F  
 Elissa Brett, Bowling Green, G  
 Reagan Bass, Akron, F

**ALL-MAC SECOND TEAM**

Yaya Felder, Ohio, G  
**Re'Shawna Stone, Buffalo, G**  
 Ally Becki, Ball State, G  
 Chelby Koker, Northern Illinois, G  
 Allison Day, Bowling Green, F

**ALL-MAC THIRD TEAM**

Katie Shumate, Kent State, G  
 Peyton Scott, Miami (OH), G  
 Ivy Wolf, Miami (OH), G  
 Sophia Wiard, Toledo, G  
 Sydney Harris, Central Michigan, G/F

**ALL-MAC HONORABLE MENTION**

Ce'Nara Skanes, Eastern Michigan, F  
 Thelma Dis Agustdottir, Ball State, G/F  
 Taylor Williams, Western Michigan, F  
 Lauren Ross, Western Michigan, G  
 Lindsey Thall, Kent State, F

**2021-22 MAC Award Winners****MAC ALL-DEFENSIVE TEAM**

Nyla Hampton, Bowling Green, G  
 Dominique Camp, Akron, G  
 Khera Goss, Toledo, G  
 Taylor Williams, Western Michigan, F  
 Elissa Brett, Bowling Green, G

**ALL-FRESHMAN TEAM**

Sydney Harris, Central Michigan, G/F  
 Corynne Hauser, Kent State, G  
 Bridget Utberg, Central Michigan, G  
 Olivia Smith, Eastern Michigan, G  
 Jaya McClure, Ohio, G

**MAC ALL-TOURNAMENT TEAM**

Katie Shumate, Kent State, G  
 Elissa Brett, Bowling Green, G  
 Jessica Cook, Toledo, F  
 Sammi Mikonowicz, Toledo, G/F  
 Quinesha Lockett, Toledo, G

**MAC TOURNAMENT MVP**

Quinesha Lockett, Toledo, G



## 2022-23 GAME BOX SCORES

BULLS 23/24

EX



Official Basketball Box Score - Final  
Daemen at Buffalo  
10/30/22 Alumni Arena, Buffalo  
2022-23 Women's Basketball

Game Time: 6:00 PM  
Game Duration: 1:03  
Attendance: 1,023

Officials: Maggie Terman, Felicia Young, Terry Reese

Daemen - 51

Record: 1-0

NO. Name	Min	FG	3P	FT	Rebounds	Fouls	TP	AS	TO	ST	Blocks	+/-
		M-A	M-A	M-A	OR DR TOT	PF					BS BA	
15 Mickayla Ivy	F 19:19	0-3	0-1	1-2	1 3 4	3 2	1	0	5	1	0 0	-15
24 Natalie Angeletti	F 18:33	1-3	0-1	0-0	0 3 3	1 1	2	0	0	0	0 1	1
3 Alannah Paige	G 29:29	3-7	0-0	1-2	0 1 1	3 6	7	1	4	0	0 1	-11
13 Kaylyn Matz	G 17:18	2-4	1-2	0-0	0 0 0	0 1	5	0	0	0	0	-12
22 Paige Emborsky	G 15:20	0-3	0-1	0-0	0 3 3	1 1	0	1	2	0	0	-13
1 Gabby McDuffie	29:55	6-17	1-6	0-1	2 2 4	2 4	13	3	2	0	1	-3
10 Shyla Montgomery	12:11	2-6	0-0	1-2	0 1 1	3 1	5	1	4	2	0	1
12 Claire Pikett	20:51	1-1	0-0	2-2	1 5 6	3 1	4	0	1	1	1	-3
20 Alina Estrella	16:42	2-4	0-0	0-0	1 1 2	0 0	4	1	2	1	0	5
55 Marina Maerki	13:49	0-1	0-0	4-4	2 2 4	3 3	4	1	0	0	0	-4
11 Julia Hauer	06:35	2-2	1-1	1-1	1 2 3	5 1	6	0	2	0	1	3
Team					2 2 4	0	0	0	0	0	0	
Totals		19-51	3-12	10-14	10 25 35	24 21	51	6	24	7	2 4	10

Technical Fouls: NONE

Shooting By Period	1st FG%	2nd FG%	3rd FG%	4th FG%	GM FG%
1st FG%	4-10 40.0%				
2nd FG%		5-20 25.0%			
3rd FG%			7-12 58.3%		
4th FG%				3-9 33.3%	
GM FG%	19-51 37.3%				

Dead Ball Rebounds: 2, 0

Buffalo - 61

Record: 0-0

NO. Name	Min	FG	3P	FT	Rebounds	Fouls	TP	AS	TO	ST	Blocks	+/-
		M-A	M-A	M-A	OR DR TOT	PF					BS BA	
13 Emerita Mashaie	F 37:37	4-6	1-1	1-4	0 1 1	2 2	10	1	0	0	0	6
22 Kiara Johnson	F 26:39	2-5	0-1	1-2	4 4 8	4 7	5	1	2	2	0	14
2 Zakiyah Winfield	G 37:22	7-17	0-1	5-6	5 6 11	3 4	19	5	3	1	2	1 4
3 Jazmine Young	G 27:16	4-11	0-1	7-9	0 4 4	3 6	15	2	6	5	0	0
20 ReShawna Stone	G 27:38	1-7	0-1	1-2	2 2 4	3 3	3	3	1	0	1	1
23 Kayla Salmons	01:53	0-0	0-0	0-0	0 1 1	2 0	0	0	1	0	0	-2
4 Caelan Ellis	12:51	2-3	2-3	1-2	0 2 2	1 1	7	1	0	0	0	13
33 Hattie Ogden	12:04	1-4	0-3	0-0	1 3 4	3 1	2	1	0	1	0	0
1 Latrice Perkins	06:40	0-0	0-0	0-0	1 0 1	0 0	0	0	1	0	0	0
Team					1 1 2	0	0	0	0	0	0	
Totals		21-53	3-11	16-25	14 24 38	21 24	61	14	17	10	4 2	10

Technical Fouls: NONE

Shooting By Period	1st FG%	2nd FG%	3rd FG%	4th FG%	GM FG%
1st FG%	4-13 30.8%				
2nd FG%		6-16 37.5%			
3rd FG%			6-11 54.5%		
4th FG%				5-13 38.5%	
GM FG%	21-53 39.6%				

Dead Ball Rebounds: 2, 0

	DAE	BUF
Biggest lead	7 (1st 3:13)	12 (4th 0:56)
Best Scoring Run	9 (1st 3:13)	16 (2nd 8:18)
Lead Changes	2	
Times Tied	2	
Time with Lead	06:23	28:46

Points from	DAE	BUF
Turnovers	8	26
Paint	28	34
Second Chance	9	14
Fast Breaks	8	15
Bench	36	9

Period by Period Scoring	1st	2nd	3rd	4th	TOT
DAE	11	12	17	11	51
BUF	11	17	18	15	61

1



Official Basketball Box Score - Final  
Buffalo at Canisius  
11/07/22 Koessler Athletic Center, Buffalo  
2022-23 Women's Basketball

Game Time: 5:00 PM  
Game Duration: 1:02

Officials: Robert McDow, Katherine Hanson, Melissa Farnes

Buffalo - 55

Record: 0-1

NO. Name	Min	FG	3P	FT	Rebounds	Fouls	TP	AS	TO	ST	Blocks	+/-
		M-A	M-A	M-A	OR DR TOT	PF					BS BA	
13 Emerita Mashaie	F 25:31	2-6	1-2	1-1	1 1 2	5 1	6	1	1	1	0	-8
22 Kiara Johnson	F 21:15	2-3	0-0	0-3	0 2 2	3 4	4	0	2	0	0	1
2 Zakiyah Winfield	G 33:19	7-11	0-0	2-4	3 7 10	1 4	16	4	3	3	0	-3
3 Jazmine Young	G 21:23	2-10	0-1	1-2	0 1 1	2 5	0	1	2	0	0	-4
20 ReShawna Stone	G 36:59	0-4	0-0	8-12	2 6 8	2 7	8	3	2	3	0	1
23 Kayla Salmons	08:53	1-2	0-0	0-0	0 1 1	3 1	2	0	0	0	2	2
1 Latrice Perkins	22:39	3-6	0-1	2-4	2 4 6	1 2	8	1	1	0	0	-1
33 Hattie Ogden	05:10	0-0	0-0	0-0	0 0 0	1 0	0	0	0	0	0	0
4 Caelan Ellis	24:51	2-10	2-6	0-0	0 2 2	2 0	6	0	1	0	0	-9
Team					3 1 4	0	0	2	0	0	0	
Totals		19-52	3-10	14-26	11 25 36	19 21	55	9	13	9	5 7	-2

Technical Fouls: NONE

Shooting By Period	1st FG%	2nd FG%	3rd FG%	4th FG%	GM FG%
1st FG%	3-12 25.0%				
2nd FG%		5-16 31.3%			
3rd FG%			6-13 46.2%		
4th FG%				5-14 35.7%	
GM FG%	19-52 36.5%				

Dead Ball Rebounds: 7, 9

Canisius - 57

Record: 1-1

NO. Name	Min	FG	3P	FT	Rebounds	Fouls	TP	AS	TO	ST	Blocks	+/-
		M-A	M-A	M-A	OR DR TOT	PF					BS BA	
14 Sisi Eleko	F 29:01	3-10	0-1	4-5	1 5 6	3 4	10	1	0	2	1	8
33 Rhay Porter	F 23:07	1-2	0-0	0-0	3 5 8	4 2	2	0	2	1	5	-1
4 Vannessa Garretts	G 29:18	4-8	1-2	0-0	2 4 4	2 9	9	6	1	0	0	8
5 Ashina Leza	G 35:15	3-10	1-5	1-4	1 5 6	1 5	8	3	2	2	0	0
22 Dani Haskell	G 37:02	6-15	0-6	5-7	0 2 2	2 4	17	1	2	0	1	9
2 Lydia Gattozzi	09:52	0-1	0-1	0-0	1 1 2	1 0	0	0	1	0	0	-4
34 Chloe Chard Peloquin	10:06	0-2	0-0	0-0	1 1 2	3 1	0	0	1	0	0	0
20 Jane McCauley	15:40	2-6	2-6	0-0	0 0 0	1 1	6	0	0	0	0	-8
15 Elia Paez	02:43	0-1	0-0	0-0	0 0 0	0 0	0	0	0	0	0	-3
0 Brooklyn Thrash	07:56	2-4	1-3	0-0	0 1 2	2 0	5	0	0	1	0	-1
Team					5 5 10	0	0	0	0	0	0	
Totals		21-57	5-24	10-16	15 27 42	21 19	57	8	14	7	7 5	2

Technical Fouls: NONE

Shooting By Period	1st FG%	2nd FG%	3rd FG%	4th FG%	GM FG%
1st FG%	6-15 40.0%				
2nd FG%		6-19 31.6%			
3rd FG%			5-10 50.0%		
4th FG%				4-14 28.6%	
GM FG%	21-57 36.8%				

Dead Ball Rebounds: 2, 0

	BUF	CAN
Biggest lead	9 (3rd 3:56)	7 (2nd 1:50)
Best Scoring Run	10 (3rd 3:56)	8 (4th 1:48)
Lead Changes	11	
Times Tied	3	
Time with Lead	22:30	12:47

Points from	BUF	CAN
Turnovers	7	13
Paint	30	26
Second Chance	11	17
Fast Breaks	6	11
Bench	16	11

Period by Period Scoring	1st	2nd	3rd	4th	TOT
BUF	10	15	19	11	55
CAN	14	13	9	21	57

3



Official Basketball Box Score - Final  
Mercyhurst at Buffalo  
11/22/22 Alumni Arena, Buffalo  
2022-23 Women's Basketball

Game Time: 6:00 PM  
Game Duration: 1:50  
Attendance: 933

Officials: Frank Storace, Felicia Young, Terry Reese

Mercyhurst - 70

Record: 2-2

NO. Name	Min	FG	3P	FT	Rebounds	Fouls	TP	AS	TO	ST	Blocks	+/-
		M-A	M-A	M-A	OR DR TOT	PF					BS BA	
34 Bailey Kuhns	F 19:24	0-4	0-0	0-0	5 5 10	3 1	0	2	4	0	0	-6
3 Danielle Grim	F 17:57	2-5	1-1	0-0	0 2 2	1 0	5	0	2	1	0	-9
10 Julia Buchman	G 35:48	7-13	5-7	0-0	2 3 5	3 1	19	2	3	0	0	1
14 Paige Woodford	G 35:46	2-4	2-3	0-0	0 4 4	3 6	6	4	1	1	0	0
15 Ava Wald	G 33:52	7-11	0-0	2-2	2 5 7	1 2	18	3	0	1	2	6
31 Lexi Wagner	13:20	2-8	1-6	0-0	0 2 2	0 0	5	0	1	0	0	1
44 Grace Centuria	20:36	7-13	2-3	1-2	2 4 6	3 4	17	1	1	0	1	8
5 Jenna Van Schaik	10:22	0-1	0-1	0-0	1 0 1	3 0	0	2	0	1	0	-5
23 Grace Clary	12:55	1-3	0-1	0-0	0 0 0	1 0	2	2	1	0	0	9
Team					1 3 4	0	0	0	0	0	0	
Totals		28-62	11-22	3-4	8 28 36	18 14	70	15	13	4 2	4 2	2

Technical Fouls: NONE

Shooting By Period	1st FG%	2nd FG%	3rd FG%	4th FG%	GM FG%
1st FG%	6-16 37.5%				
2nd FG%		7-15 46.7%			
3rd FG%			3-5 60.0%		
4th FG%				6-16 37.5%	
GM FG%	28-62 45.2%				

Dead Ball Rebounds: 1, 0

Buffalo - 68

Record: 1-2

NO. Name	Min	FG	3P	FT	Rebounds	Fouls	TP	AS	TO	ST	Blocks	+/-
		M-A	M-A	M-A	OR DR TOT	PF					BS BA	
13 Emerita Mashaie	F 21:51	2-5	0-1	0-0	0 2 2	3 0	4	1	2	1	0	0
23 Kayla Salmons	F 14:21	3-3	0-0	0-2	1 1 2	4 2	6	0	2	1	3	-8
2 Zakiyah Winfield	G 38:26	8-16	3-3	2-4	2 12 14	3 4	7	22	6	3	2	1
3 Jazmine Young	G 36:35	4-15	0-3	4-4	1 3 4	0 4	12	5	2	2	0	-6
20 ReShawna Stone	G 26:00	2-7	0-2	3-3	1 3 4	2 2	7	4	2	0	0	1
22 Kiara Johnson	18:13	4-6	0-0	0-2	1 4 5	2 3	8	0	1	0	0	0
4 Caelan Ellis	18:51	1-2	1-2	0-0	0 1 1	0 0	3	0	0	1	0	-4
33 Hattie Ogden	25:33	2-5	2-4	0-0	0 0 0	0 0	6	1	0	2	0	-5
Team					1 0 1	0	0	0	0	0	0	
Totals		26-59	6-15	10-15	7 26 33	14 18	68	17	12	9	4 2	-2

Technical Fouls: NONE

Shooting By Period	1st FG%	2nd FG%	3rd FG%	4th FG%	GM FG%
1st FG%	8-14 57.1%				
2nd FG%		5-12 41.7%			
3rd FG%			7-16 43.8%		
4th FG%				6-14 42.9%	



4



Official Basketball Box Score - Final  
**Drexel at Buffalo**  
 1/27/22 Alumni Arena, Buffalo  
 2022-23 Women's Basketball

Game Time: 12:00 PM  
 Game Duration: 1:44  
 Attendance: 905

Officials: Michele Del Duco, Robert McDow, Athena Bufford

Drexel - 53

Record: 4-1

NO.	Name	Min	FG	3P	FT	Rebounds	Fouls	TP	AS	TO	ST	Blocks	BS	BA	+	-
			M.A.	M.A.	M.A.	OR DR TOT	PF FD									
2	Hella Saatman	F 28:48	3-5	0-1	0-1	4 2 6	3 1	6	2	1	1	3	0	0	12	
14	Kylie Lavelle	F 29:29	3-11	0-3	5-6	1 3 4	3 5	11	0	4	1	0	0	14		
1	Keishana Washington	G 35:35	6-17	1-5	2-2	0 2 2	1 1	15	5	1	0	0	0	1	12	
12	Grace O'Neill	G 40:00	5-9	2-2	0-0	4 5 9	1 2	12	1	0	3	0	0	18		
22	Maura Hendrixson	G 40:00	2-7	1-5	0-0	1 4 5	2 1	5	8	3	1	0	0	18		
10	Brianne Borky	13:39	1-3	0-0	0-0	1 3 4	0 0	2	1	0	0	1	0	9		
21	Jasmine Valentine	11:19	0-3	0-0	0-0	0 3 3	2 0	0	1	0	0	1	0	1	4	
13	Erin Sweeney	01:00	1-1	0-0	0-0	0 0 0	0 0	2	0	0	0	0	0	3		
Team						1 3 4	0	0	0	0	0	0	0	0	3	
Totals			21-56	4-16	7-9	12 25 37	12 10	53	17	10	6	4	2	18		

Technical Fouls: NONE

Shooting By Period	1st FG%	2nd FG%	3rd FG%	4th FG%	FT%	GM FG%	3PT%	FT%
1st FG%	5-13	38.5%						
2nd FG%	0-2	0.0%						
3rd FG%	0-0	0.0%						
4th FG%	0-0	0.0%						
FT%	2-2	100%						
GM FG%	21-56	37.5%						
3PT%	4-16	25.0%						
FT%	7-9	77.8%						

Dead Ball Rebounds: 0, 0

Buffalo - 35

Record: 1-3

NO.	Name	Min	FG	3P	FT	Rebounds	Fouls	TP	AS	TO	ST	Blocks	BS	BA	+	-
			M.A.	M.A.	M.A.	OR DR TOT	PF FD									
13	Emerita Mashaire	F 16:07	1-4	0-1	0-0	0 1 1	0 0	2	0	2	0	0	1	4		
23	Kayla Salmons	F 34:47	4-6	0-0	2-6	4 6 10	0 5	10	0	2	0	2	0	15		
2	Zakiyah Winfield	G 35:12	2-10	0-1	0-0	2 5 7	2 3	4	5	4	0	0	0	18		
3	Jazmine Young	G 29:28	3-10	0-2	1-2	2 1 3	0 2	7	1	3	0	0	0	2	11	
20	Re'Shawn Stone	G 37:25	2-9	0-3	1-2	1 3 4	3 2	5	3	2	1	0	1	16		
22	Kiara Johnson	04:09	0-0	0-0	0-0	0 1 1	0 0	0	0	0	0	0	0	3		
33	Hattie Ogden	12:31	1-5	1-4	0-0	0 2 2	1 0	3	0	0	0	0	0	2		
4	Caetan Ellis	04:46	0-2	0-2	0-0	0 1 1	0 0	0	0	2	0	0	0	5		
1	Latrice Perkins	25:35	2-4	0-1	0-0	0 0 3	4 0	4	2	1	0	0	0	16		
Team						3 2 5	0	0	0	0	0	0	0	0	18	
Totals			15-50	1-14	4-10	12 25 37	10 12	35	11	16	1	2	4	18		

Technical Fouls: NONE

Shooting By Period	1st FG%	2nd FG%	3rd FG%	4th FG%	FT%	GM FG%	3PT%	FT%
1st FG%	5-11	45.5%						
2nd FG%	1-6	16.7%						
3rd FG%	0-0	0.0%						
4th FG%	0-0	0.0%						
FT%	4-10	40.0%						
GM FG%	15-50	30.0%						
3PT%	1-14	7.1%						
FT%	4-10	40.0%						

Dead Ball Rebounds: 0, 0

	DRE	BUF
Biggest lead	18 (4 <sup>th</sup> 0:25)	4 (1 <sup>st</sup> 6:44)
Best Scoring Run	13 (3 <sup>rd</sup> 9:16)	6 (2 <sup>nd</sup> 6:20)
Lead Changes	4	7
Times Tied	4	7
Time with Lead	30:40	06:12

Points from	DRE	BUF
Turnovers	16	4
Paint	18	26
Second Chance	8	7
Fast Breaks	4	4
Bench	4	7

Period by Period Scoring	1st	2nd	3rd	4th	TOT
DRE	12	19	13	9	53
BUF	11	10	9	5	35

5



Official Basketball Box Score - Final  
**Buffalo at Rhode Island**  
 12/01/22 Ryan Center, South Kingston  
 2022-23 Women's Basketball

Game Time: 6:00 PM  
 Game Duration: 1:39  
 Attendance: 794

Officials: David Ratkoff, Tom Danaher, Kyndie Apolinar

Buffalo - 56

Record: 1-4

NO.	Name	Min	FG	3P	FT	Rebounds	Fouls	TP	AS	TO	ST	Blocks	BS	BA	+	-
			M.A.	M.A.	M.A.	OR DR TOT	PF FD									
13	Emerita Mashaire	F 15:00	2-2	0-0	1-1	0 0 0	2 1	5	2	1	0	0	0	14		
23	Kayla Salmons	F 18:25	2-3	0-0	0-0	2 1 3	2 1	4	0	1	1	0	0	18		
2	Zakiyah Winfield	G 38:34	4-9	0-1	1-2	2 2 4	0 3	9	2	2	0	0	0	17		
4	Caetan Ellis	G 26:56	2-6	1-5	0-0	1 4 5	0 0	5	0	1	0	0	0	17		
20	Re'Shawn Stone	G 30:33	5-13	2-4	1-1	0 3 3	3 2	13	3	2	1	0	0	9		
33	Hattie Ogden	28:18	2-7	1-6	0-0	0 0 0	0 1	5	3	2	0	0	0	6		
1	Latrice Perkins	18:10	0-3	0-0	1-2	0 1 1	1 2	1	0	1	3	0	1	4		
3	Jazmine Young	28:03	4-9	2-4	4-6	0 1 1	2 3	14	2	2	1	0	0	0		
Team						0 3 3	0	0	0	0	0	0	0	0		
Totals			21-52	6-20	8-12	5 15 20	11 13	56	12	12	6	0	2	15		

Technical Fouls: NONE

Shooting By Period	1st FG%	2nd FG%	3rd FG%	4th FG%	FT%	GM FG%	3PT%	FT%
1st FG%	7-16	43.8%						
2nd FG%	1-1	100%						
3rd FG%	4-10	40.0%						
4th FG%	1-5	20.0%						
FT%	3-5	60%						
GM FG%	21-52	40.4%						
3PT%	6-20	30.0%						
FT%	8-12	66.7%						

Dead Ball Rebounds: 3, 0

Rhode Island - 71

Record: 6-1

NO.	Name	Min	FG	3P	FT	Rebounds	Fouls	TP	AS	TO	ST	Blocks	BS	BA	+	-
			M.A.	M.A.	M.A.	OR DR TOT	PF FD									
15	Emma Squires	F 24:28	6-10	1-5	0-0	1 2 3	2 2	13	1	2	1	0	0	21		
20	Maye Touré	F 31:19	5-10	0-0	2-2	3 7 10	5 3	12	1	8	0	2	0	17		
3	Dolly Cairns	G 21:14	1-4	1-2	0-0	0 0 0	1 1	3	0	0	0	0	0	8		
21	Madison Hattix-Covington	G 24:14	2-5	1-3	2-2	1 5 6	2 1	7	0	2	1	0	0	3		
3	Sayanni Lassiter	G 14:56	3-5	0-1	0-0	0 2 2	0 2	6	2	0	2	0	0	8		
30	Ines Debroise	25:04	2-4	0-0	0-0	0 2 2	1 0	4	8	1	1	0	0	7		
1	Sophie Phillips	18:46	5-10	5-8	0-0	1 1 0	1 15	1	1	0	0	0	0	7		
13	Anaelle Dufat	11:37	0-0	0-0	0-0	1 1 1	1 0	1	0	0	0	0	0	1		
33	Emmi Rinat	15:46	3-4	1-2	0-0	1 1 3	0 0	7	0	1	0	0	0	12		
55	Sophie Sene	04:11	0-0	0-0	0-0	0 1 1	0 0	0	0	0	0	0	0	2		
11	Hawa Komara	08:25	2-2	0-0	0-0	3 1 4	1 0	4	0	2	0	0	0	7		
Team						0 3 3	0	0	0	0	0	0	0	0		
Totals			29-54	9-21	4-4	9 27 36	13 11	71	14	17	5	2	0	15		

Technical Fouls: NONE

Shooting By Period	1st FG%	2nd FG%	3rd FG%	4th FG%	FT%	GM FG%	3PT%	FT%
1st FG%	11-17	64.7%						
2nd FG%	3-5	60.0%						
3rd FG%	2-2	100%						
4th FG%	7-11	63.6%						
FT%	1-2	50.0%						
GM FG%	29-54	53.7%						
3PT%	9-21	42.9%						
FT%	4-4	100.0%						

Dead Ball Rebounds: 0, 0

	UB	URI
Biggest lead	0 (1 <sup>st</sup> 10:00)	22 (4 <sup>th</sup> 6:52)
Best Scoring Run	8 (2 <sup>nd</sup> 8:15)	12 (1 <sup>st</sup> 6:28)
Lead Changes	0	6
Times Tied	0	6
Time with Lead	00:00	39:44

Points from	UB	URI
Turnovers	17	8
Paint	22	26
Second Chance	5	6
Fast Breaks	6	5
Bench	20	30

Period by Period Scoring	1st	2nd	3rd	4th	TOT
UB	16	12	12	16	56
URI	27	15	11	18	71

6



Official Basketball Box Score - Final  
**Buffalo at Niagara**  
 12/07/22 Gallagher Center, Niagara University  
 2022-23 Women's Basketball

Game Time: 6:00 PM  
 Game Duration: 2:21  
 Attendance: 589

Officials: Pastor Torres, Brandon Appel, Kaitlyn Tortorice

Buffalo - 63

Record: 2-4

NO.	Enmerita	Min	FG		3P	FT	OR		Rebounds		Fouls		TP	AS	TO	ST	Blocks		BS	BA	+	-	Shooting by Period	
			M.A.	M.A.	M.A.	M.A.	M.A.	M.A.	M.A.	M.A.	M.A.	M.A.	M.A.	M.A.	M.A.	M.A.	M.A.	M.A.					M.A.	1 <sup>st</sup> FG
13	Emerita Mashaire	F 31:24	2-5	1-3	0-0	0 3 3	1 1	5	2	5	1	0	0	1	0	0	0	0	0	0	0	0	0	92.5%
23	Kayla Salmons	F 12:47	1-2	0-0	1-2	1 2 3	1 1	3	1	1	0	0	0	0	0	0	0	0	0	0	0	0	77%	
2	Zakiyah Winfield	G 36:41	5-9	0-0	7-9	1 13 14	4 10	17	3	2	0	0	1	6	0	0	0	0	0	0	0	0	50.0%	
3	Jazmine Young	G 37:08	6-8	1-1	4-8	1 2 3	3 8	17	3	9	0	0	0	0	0	0	0	0	0	0	0	0	100%	
10	Richelle Johnson	F 36:24	3-7	1-1	4-7	1 2 3	3 8	17	3	9	0	0	0	0	0	0	0	0	0	0	0	0	100%	
22	Klara Johnson	F 35:50	2-3	0-0	2-2	0 3 3	1 1	6	1	0	0	0	0	0	0	0	0	0	0	0	0	0	75.0%	
4	Caellan Ellis	10:29	0-2	0-2	1-2	0 0 0	1 2	1	0	1	0	0	0	0	0	0	0	0	0	0	0	0	0%	
11	Lathia Perkins	10:54	1-1	0-0	0-0	1 3 1	0 0	1	0	1	1	1	0	0	0	0	0	0	0	0	0	0	73.3%	
3	Hattie Ogden	08:23	0-0	0-0	0-0	0 0 0	0 2 2	1 0	0	0	0	0	0	0	0	0	0	0	0	0	0	0	50.0%	
						0 0 0	0 0 0	0	0	0	0	0	0	0	0	0	0	0	0	0	0	0	0%	
Total			20-37	3-7	20-30	5 26 33	19 63	145	29	63	14	35	3	0	2	5	0	0	0	0	0	0	61.5%	

## 2022-23 GAME BOX SCORES

BULLS 23/24

8



Official Basketball Box Score - Final  
**Bucknell at Buffalo**  
 12/20/22 Alumni Arena, Buffalo  
 2022-23 Women's Basketball

Game Time: 6:00 PM  
 Game Duration: 1:37  
 Attendance: 1,397

Officials: Kalei Entlerino, Aaron Brooks, Coleen Thompson

Bucknell - 51

Record: 4-7

NO.	Name	Min	FG	3P	FT	Rebounds	Fouls	TP	AS	TO	ST	Blocks	BS	BA	+/
			M-A	M-A	M-A	OR DR TOT	PF FD								
0	Emma Theodorsson	F 28:33	3-9	1-5	0-0	0 7 7	0 1	7	2	3	0	0	0	0	5
10	Isabella King	F 29:49	3-6	3-5	0-0	0 7 7	2 1	9	2	1	1	0	0	0	-22
52	Emma Shaffer	F 29:05	4-6	0-0	1-2	1 6 7	1 5	9	2	3	0	0	0	0	-4
3	Cecelia Collins	G 29:37	6-9	1-2	0-0	0 3 3	3 1	13	4	2	1	0	0	0	-6
11	Blake Matthews	G 08:00	1-3	0-1	1-1	0 1 1	1 1	3	0	2	0	0	0	0	6
13	Grace Sullivan	10:55	1-2	0-0	0-0	0 2 2	2 1	2	2	1	0	1	0	0	15
14	Tal Johnson	29:00	3-10	0-2	0-0	0 1 1	0 0	6	1	6	0	0	0	0	-11
33	Julie Kulesza	10:11	0-0	0-0	0-0	0 0 0	1 0	0	0	0	0	0	0	0	-3
20	Kaylee Reinbeau	11:27	1-2	0-1	0-0	1 0 1	0 0	2	0	1	0	0	0	0	-12
4	Caroline Dingle	13:23	0-1	0-0	0-0	0 0 0	1 0	0	1	1	0	0	0	0	-3
Team						1 0 1				0 0					
Totals			22:48	5:16	2:3	3 27 30	11 10	51	14	20	2	1	0	0	-7

Technical Fouls: NONE

Shooting By Period		
1st FG%	8-14	57.1%
3PT%	1-3	33.3%
FT%	1-2	50%
2nd FG%	5-9	55.6%
3PT%	2-4	50.0%
FT%	0-0	0%
3rd FG%	2-11	18.2%
3PT%	0-4	0.0%
FT%	0-0	0%
4th FG%	7-14	50.0%
3PT%	2-5	40.0%
FT%	1-1	100%
GM FG%	22-48	45.8%
3PT%	5-16	31.3%
FT%	2-3	66.7%

Dead Ball Rebounds: 0.0

Buffalo - 58

Record: 4-4

NO.	Name	Min	FG	3P	FT	Rebounds	Fouls	TP	AS	TO	ST	Blocks	BS	BA	+/
			M-A	M-A	M-A	OR DR TOT	PF FD								
13	Emerita Mashaire	F 39:58	2-8	1-3	0-0	1 2 3	2 2	5	4	2	0	0	0	0	5
23	Kayla Salmons	F 11:31	1-2	0-0	2-2	0 3 3	3 2	4	0	0	0	0	0	0	-1
2	Zakiyah Winfield	G 40:00	7-17	0-0	1-1	1 12 13	0 2	15	3	2	3	0	0	0	7
3	Jasmine Young	G 40:00	6-12	2-3	2-2	2 2 2	1 1	16	1	3	2	0	0	0	7
20	ReShawna Stone	G 40:00	5-12	1-1	2-3	2 2 4	1 3	13	3	2	2	0	1	0	7
33	Hattie Ogden	04:48	0-1	0-1	0-0	0 1 1	0 0	0	0	1	0	0	0	0	-13
1	Latrice Perkins	23:43	2-3	0-1	1-1	0 0 0	2 1	5	1	2	3	0	0	0	3
Team						1 2 3				0 1					
Totals			23:55	4:9	8:9	5 24 29	10 11	58	12	13	10	0	1	7	7

Technical Fouls: NONE

Shooting By Period		
1st FG%	5-16	31.3%
3PT%	1-3	33.3%
FT%	3-4	75%
2nd FG%	1-3	33.3%
3PT%	1-2	50.0%
FT%	3-3	100%
3rd FG%	4-12	33.3%
3PT%	1-2	50.0%
FT%	1-1	100%
4th FG%	8-14	57.1%
3PT%	1-2	50.0%
FT%	1-1	100%
GM FG%	23-55	41.8%
3PT%	4-9	44.4%
FT%	8-9	88.9%

Dead Ball Rebounds: 1.0

BCK		BUF	
Biggest lead		10 (1st 3:16) 14 (4th 1:32)	
Best Scoring Run		9 (1st 3:16) 16 (4th 1:32)	
Lead Changes		4	
Times Tied		3	
Time with Lead		26:10 10:51	

Points from		BCK		BUF	
Turnovers		12		21	
Paint		28		30	
Second Chance		2		16	
Fast Breaks		0		8	
Bench		10		5	

Period by Period Scoring					
	1st	2nd	3rd	4th	TOT
BCK	18	12	4	17	51
BUF	14	16	10	18	58

9



Official Basketball Box Score - Final  
**Buffalo at St. Bonaventure**  
 12/29/22 Rely Center, St. Bonaventure, N.Y.  
 2022-23 St. Bonaventure Women's Basketball

Game Time: 4:00 PM  
 Game Duration: 1:44  
 Attendance: 175

Officials: Cara Seggie, Keith Miller, Coleen Thompson

Buffalo - 58

Record: 5-4

NO.	Name	Min	FG	3P	FT	Rebounds	Fouls	TP	AS	TO	ST	Blocks	BS	BA	+/
			M-A	M-A	M-A	OR DR TOT	PF FD								
13	Emerita Mashaire	F 24:35	4-7	1-3	1-1	1 2 3	3 4	10	1	0	0	0	0	1	19
23	Kayla Salmons	F 34:11	1-5	0-0	1-2	3 7 10	1 2	3	1	1	0	0	2	1	13
2	Zakiyah Winfield	G 40:00	8-13	0-1	5-8	1 15 16	3 10	21	3	1	2	1	0	0	9
3	Jasmine Young	G 38:21	2-12	1-4	2-4	3 3 6	1 4	7	1	4	0	0	0	2	11
20	ReShawna Stone	G 33:46	6-14	1-3	0-0	7 0 7	2 0	13	3	6	1	0	2	15	15
1	Latrice Perkins	18:48	1-4	0-1	0-0	0 0 0	1 0	2	0	1	0	1	0	0	-9
33	Hattie Ogden	02:26	1-1	0-1	0-0	0 0 0	0 0	0	0	0	0	0	0	0	-5
4	Caelan Ellis	07:53	1-3	0-2	0-0	0 0 0	0 0	2	0	1	0	0	0	0	-8
Team						0 0 0				0 1					
Totals			23:59	3:15	9:15	16 28 44	11 20	58	9	15	3	4	6	9	9

Technical Fouls: NONE

Shooting By Period		
1st FG%	7-17	41.2%
3PT%	0-2	0.0%
FT%	4-5	80%
2nd FG%	4-13	30.8%
3PT%	1-5	20.0%
FT%	2-4	50%
3rd FG%	5-17	29.4%
3PT%	0-5	0.0%
FT%	0-0	0%
4th FG%	7-12	58.3%
3PT%	2-3	66.7%
FT%	3-6	50%
GM FG%	23-59	38.0%
3PT%	3-15	20.0%
FT%	9-15	60.0%

Dead Ball Rebounds: 7.0

St. Bonaventure - 49

Record: 3-12

NO.	Name	Min	FG	3P	FT	Rebounds	Fouls	TP	AS	TO	ST	Blocks	BS	BA	+/
			M-A	M-A	M-A	OR DR TOT	PF FD								
3	Iyanna Lops	F 39:03	4-12	2-6	5-6	0 7 7	2 3	15	3	5	2	5	1	0	-7
12	Taylor Napper	F 22:09	5-5	1-1	0-0	0 0 0	0 3	11	1	0	0	0	0	0	-9
1	Breauna Ware	G 13:31	1-4	0-1	2-2	0 1 1	4 0	4	2	1	0	0	0	0	-9
11	Kirah Dandridge	G 31:06	2-6	2-4	0-0	0 3 3	5 0	6	0	1	1	0	0	0	-13
14	Nikki Oppenheimer	G 17:42	0-5	0-4	0-0	1 0 1	1 0	0	0	2	1	1	0	0	-11
22	Kaitlyn Parker	29:30	0-5	0-0	0-0	1 3 4	2 0	1	1	2	3	0	0	0	-1
2	Nadechka Laccen	31:58	4-10	1-2	1-1	1 3 4	3 5	10	3	3	0	0	1	2	2
55	Flo Vineri	01:16	0-0	0-0	0-0	0 0 0	0 0	0	0	0	0	0	0	0	-1
33	Claire Cody	13:45	1-5	1-5	0-0	0 1 1	0 0	3	0	0	0	0	0	0	-3
Team						3 1 4				0 1					
Totals			17:52	7:23	8:9	6 19 25	20 11	49	10	15	7	6	4	9	9

Technical Fouls: NONE

Shooting By Period		
1st FG%	3-11	27.3%
3PT%	1-5	20.0%
FT%	6-7	85.7%
2nd FG%	7-16	43.8%
3PT%	3-8	37.5%
FT%	0-0	0%
3rd FG%	2-11	18.2%
3PT%	2-7	28.6%
FT%	2-2	100%
4th FG%	5-14	35.7%
3PT%	1-3	33.3%
FT%	0-0	0%
GM FG%	17-52	32.7%
3PT%	7-23	30.4%
FT%	8-9	88.9%

Dead Ball Rebounds: 2.0

UB		SBU	
Biggest lead		12 (1st 3:47) 1 (2nd 2:08)	
Best Scoring Run		9 (1st 4:54) 8 (3rd 1:33)	
Lead Changes		30 14	
Times Tied		6	
Time with Lead		37:00 01:50	

Points from		UB		SBU	
Turnovers		19		7	
Paint		30		14	
Second Chance		5		5	
Fast Breaks		7		0	
Bench		4		13	

Period by Period Scoring					
	1st	2nd	3rd	4th	TOT
UB	18	11	10	19	58
SBU	13	17	8	11	49

10



Official Basketball Box Score - Final  
**Buffalo at Kent St.**  
 01/04/23 MAC Center, Kent  
 2022-23 Women's Basketball

Game Time: 7:00 PM  
 Game Duration: 1:36  
 Attendance: 1,123

Officials: Frank Stratoro, Josh Howl, Linda Miles

Buffalo - 63

## 2022-23 GAME BOX SCORES

BULLS 23/24

12



Official Basketball Box Score - Final  
**Buffalo at Ohio**  
 01/11/23 Convocation Center, Athens  
 2022-23 Women's Basketball

Game Time: 7:00 PM  
 Game Duration: 2:03  
 Attendance: 391

Officials: Troy Ramey, Zachary Klein, Cara Seggie

Buffalo - 69		Record: 7-5 (2-1)												
NO.	Name	Min	FG	3P	FT	Rebounds	Fouls	TP	AS	TO	ST	Blocks	BS	BA
13	Emerita Mashaire	F 31:28	1-4	0-2	2-3	0	8	8	4	3	4	1	5	4
23	Kayla Salmons	F 20:26	4-5	0-0	0-1	2	3	5	2	1	8	0	2	0
2	Zakiyah Winfield	G 40:00	2-14	0-0	1-2	1	8	9	3	4	5	3	4	0
3	Jazmine Young	G 38:14	5-10	1-5	9-10	0	2	3	3	5	20	0	2	1
20	Re'Shawnia Stone	G 40:00	8-13	2-3	5-7	1	3	4	1	5	23	4	4	1
1	Latrice Perkins	25:35	2-5	0-1	2-3	2	4	6	2	2	6	0	1	0
33	Hattie Ogden	04:17	1-1	1-1	0-0	0	0	0	0	0	3	0	1	0
Team			2	0	2						0	2		
Totals		23:52	4-12	19-26	8	28	36	15	20	69	10	19	11	0

Shooting By Period		
1 <sup>st</sup> FG%	8-15	53.3%
3PT%	0-2	0.0%
FT%	3-4	75%
2 <sup>nd</sup> FG%	5-14	35.7%
3PT%	2-5	40.0%
FT%	4-5	80%
3 <sup>rd</sup> FG%	5-14	35.7%
3PT%	2-5	40.0%
FT%	3-4	75%
4 <sup>th</sup> FG%	5-9	55.6%
3PT%	0-0	0.0%
FT%	9-13	69.2%
GM FG%	23-52	44.2%
3PT%	4-12	33.3%
FT%	19-26	73.1%

Dead Ball Rebounds: 5, 0

Technical Fouls: NONE

Ohio - 64		Record: 2-12 (0-3)												
NO.	Name	Min	FG	3P	FT	Rebounds	Fouls	TP	AS	TO	ST	Blocks	BS	BA
20	Abby Garnett	F 34:35	5-7	2-3	1-2	2	1	3	2	2	13	2	2	0
2	Yaya Felder	G 38:25	7-17	4-5	4-4	2	5	7	4	7	22	2	10	1
5	Caitynn Kroll	G 34:42	2-8	1-4	2-2	0	9	9	4	2	7	0	3	5
14	Kate Dennis	G 19:23	1-4	0-2	0-0	0	0	0	3	0	2	0	0	0
23	Jasmine Hale	G 23:17	3-5	0-2	2-3	1	1	2	3	2	8	1	4	2
0	Jaya McClure	25:08	2-6	0-3	0-0	1	1	2	2	4	4	0	0	0
10	Kalish Johnson	08:48	1-4	1-2	0-0	0	0	0	1	0	3	0	0	0
24	Aja Austin	02:51	0-0	0-0	0-0	0	0	0	1	0	0	0	0	0
4	Ella Pope	14:51	2-3	1-2	0-0	0	3	3	0	0	5	3	0	1
Team			0	2	2						1			
Totals		23:54	9-23	9-11	5	22	27	20	15	64	12	20	9	1

Shooting By Period		
1 <sup>st</sup> FG%	9-18	50.0%
3PT%	3-8	37.5%
FT%	0-1	0%
2 <sup>nd</sup> FG%	7-14	50.0%
3PT%	5-9	55.6%
FT%	2-2	100%
3 <sup>rd</sup> FG%	5-10	50.0%
3PT%	1-3	33.3%
FT%	3-4	75%
4 <sup>th</sup> FG%	2-12	16.7%
3PT%	0-3	0.0%
FT%	4-4	100%
GM FG%	23-54	42.6%
3PT%	9-23	39.1%
FT%	9-11	81.8%

Dead Ball Rebounds: 0, 0

Technical Fouls: NONE

Points from		BUF	OHI
Biggest lead	5 (4 <sup>th</sup> 4:34)	12 (2 <sup>nd</sup> 1:17)	
Best Scoring Run	13 (4 <sup>th</sup> 4:34)	8 (2 <sup>nd</sup> 1:17)	
Lead Changes	7		
Times Tied	7		
Time with Lead	06:36	28:09	

Period by Period Scoring		1st	2nd	3rd	4th	TOT
Turnovers		16	15	19	16	69
Paint		32	28			
Second Chance		12	8			
Fast Breaks		9	12			
Bench		21	21	14	8	64

13



Official Basketball Box Score - Final  
**Eastern Mich. at Buffalo**  
 01/11/23 Alumni Arena, Buffalo  
 2022-23 Women's Basketball

Game Time: 2:00 PM  
 Game Duration: 1:48  
 Attendance: 1,256

Officials: Frank Sferatore, Erika Herriman, Josh Howell

Eastern Mich. - 59		Record: 9-6 (1-3)												
NO.	Name	Min	FG	3P	FT	Rebounds	Fouls	TP	AS	TO	ST	Blocks	BS	BA
21	Co'Nara Skanes	F 30:53	4-18	2-9	1-2	3	4	7	2	3	11	1	2	0
1	Olivia Smith	G 34:26	2-11	1-6	1-1	1	0	1	3	2	6	1	0	0
11	Lachelle Austin	G 36:16	3-8	1-3	2-4	2	7	9	2	2	9	1	2	1
14	Natalia Pineda	G 23:01	3-8	0-4	2-2	1	1	2	3	2	8	2	4	0
32	Tayra Eke	G 18:27	1-2	0-0	4-4	3	3	6	1	3	6	0	0	1
3	Ireklian Ozzy-Momodu	20:28	2-3	0-0	0-0	4	4	8	5	2	4	1	2	0
10	Zakiya Nelson	21:42	5-13	0-1	2	2	4	2	3	10	0	4	1	0
23	Kyndal Lewis	11:03	2-3	0-1	1-1	0	1	1	1	1	5	0	2	0
13	Elena Cabello	03:44	0-0	0-0	0-0	0	1	1	0	0	0	0	0	0
Team			3	1	4						0			
Totals		22:66	4-24	11-15	19	24	43	19	18	59	11	17	3	3

Shooting By Period		
1 <sup>st</sup> FG%	6-18	33.3%
3PT%	2-9	25.0%
FT%	0-0	0%
2 <sup>nd</sup> FG%	2-12	16.7%
3PT%	0-6	0.0%
FT%	5-7	71.4%
3 <sup>rd</sup> FG%	6-19	31.6%
3PT%	1-5	20.0%
FT%	1-2	50%
4 <sup>th</sup> FG%	8-17	47.1%
3PT%	1-5	20.0%
FT%	5-6	83.3%
GM FG%	22-66	33.3%
3PT%	4-24	16.7%
FT%	11-15	73.3%

Dead Ball Rebounds: 1, 0

Technical Fouls: NONE

Buffalo - 78		Record: 8-5 (3-1)												
NO.	Name	Min	FG	3P	FT	Rebounds	Fouls	TP	AS	TO	ST	Blocks	BS	BA
13	Emerita Mashaire	F 34:58	0-3	0-1	2-2	0	2	2	2	1	2	4	2	1
23	Kayla Salmons	F 17:46	3-4	0-0	0-1	1	1	2	3	2	6	1	2	0
2	Zakiyah Winfield	G 37:33	9-16	0-1	3-4	3	14	17	3	21	5	1	3	0
3	Jazmine Young	G 38:08	5-11	2-4	8-8	0	0	0	1	7	20	1	2	0
20	Re'Shawnia Stone	G 36:16	6-11	2-4	6-7	0	8	8	2	6	20	2	2	0
1	Latrice Perkins	22:16	3-3	0-0	0-0	0	2	2	3	0	6	0	2	1
33	Hattie Ogden	07:29	0-3	0-3	0-0	0	1	1	0	0	1	0	0	1
11	Briyanna Baron	02:27	1-2	1-1	0-0	0	0	0	0	0	3	0	0	0
4	Caetan Ellis	01:52	0-0	0-0	0-0	0	0	0	2	0	0	0	0	0
30	Olivia DeBortoli	01:15	0-0	0-0	0-0	0	0	0	2	0	0	0	0	0
Team			0	0	0						0			
Totals		27:53	15-54	19-22	4	28	32	18	19	78	14	11	8	3

Shooting By Period		
1 <sup>st</sup> FG%	7-13	53.8%
3PT%	3-6	50.0%
FT%	0-1	0%
2 <sup>nd</sup> FG%	7-16	43.8%
3PT%	0-4	0.0%
FT%	2-2	100%
3 <sup>rd</sup> FG%	5-12	41.7%
3PT%	0-1	0.0%
FT%	11-12	91.7%
4 <sup>th</sup> FG%	8-12	66.7%
3PT%	2-3	66.7%
FT%	6-7	85.7%
GM FG%	27-53	50.9%
3PT%	5-14	35.7%
FT%	19-22	86.4%

Dead Ball Rebounds: 1, 0

Technical Fouls: NONE

Points from		EMU	BUF
Biggest lead	5 (1 <sup>st</sup> 6:30)	25 (4 <sup>th</sup> 2:27)	
Best Scoring Run	7 (4 <sup>th</sup> 0:36)	8 (1 <sup>st</sup> 4:12)	
Lead Changes	1		
Times Tied	3		
Time with Lead	02:35	34:12	

Period by Period Scoring		1st	2nd	3rd	4th	TOT
Turnovers		10	21			
Paint		36	42			
Second Chance		18	5			
Fast Breaks		2	8			
Bench		19	9			

14



Official Basketball Box Score - Final  
**Ball St. at Buffalo**  
 01/18/23 Alumni Arena, Buffalo  
 2022-23 Women's Basketball

Game Time: 6:00 PM  
 Game Duration: 1:41  
 Attendance: 1,197

Officials: Andrew Blis, Steve Lacroix, Coleen Thompson

Ball St. - 81		Record: 14-4 (4-1)												
NO.	Name	Min	FG	3P	FT	Rebounds	Fouls	TP	AS	TO	ST	Blocks	BS	BA
10	Thelma Dis Agustodottir	F 30:59	2-5	1-4	0-0	2	3	5	2	0	5	2	1	1
30	Anna Clephane	G 37:09	8-12	2-4	2-3	0	3	3	4	20	4	2	2	0
0	Ally Becki	34:33	7-12	5-8	4-4	3	7	10	3	2	23	6	4	3
14	Maria Kiefer	15:57	1-3	0-1	2-2	0	4	4	1	3	4	0	0	0
24	Madelyn Bischoff	21:11	2-7	2-6	0-0	0	0	0	1	0	6	4	1	1
4	Sydney Shafer	15:29	0-5	0-5	0-0	0	2	2	1	0	0	1	1	1
1	Hana Muhl	10:25	0-1	0-0	0-0	1	2	3	0	0	2	1	0	0
20	Alex Richard	04:59	2-2	0-0	0-0	0	0	0	0	1	4	0	0	0
11	Sydney Bolden	04:46	2-3	1-2	0-0	0	1	1	0	0	5	0	1	0
42	Annie Rauch	19:04	6-9	1-1	1-5	2	3	5	1	4	14	2	0	1
22	Estel Puigros	04:15	0-0	0-0	0-0	0	0	0	0	0	1	0	0	0
3	Ana Barreto	01:13	0-0	0-0	0-0	0	0	0	0	0	0	0	0	0
Team			1	1	2						0			
Totals		30:59	12-31	9-14	9	26	35	12	14	81	21	12	9	1

Shooting By Period			
1 <sup>st</sup>	FG%	5-14	35.7%
	3PT%	2-10	20.0%
	FT%	2-2	100%
2 <sup>nd</sup>	FG%	8-16	50.0%
	3PT%	3-8	37.5%
	FT%	0-1	0%
3 <sup>rd</sup>	FG%	7-13	53.8%
	3PT%	4-6	66.7%
	FT%	0-2	0%
4 <sup>th</sup>	FG%	10-16	62.5%
	3PT%	3-7	42.9%
	FT%	7-9	77.8%
GM	FG%	30-59	50.8%
	3PT%	12-31	38.7%
	FT%	9-14	64.3%



## 2022-23 GAME BOX SCORES

BULLS 23/24

16



Official Basketball Box Score - Final  
Bowling Green at Buffalo  
01/25/23 Alumni Arena, Buffalo  
2022-23 Women's Basketball

Game Time: 6:00 PM  
Game Duration: 1:42  
Attendance: 1,330

Officials: Matt Baister, Robert McDow, Dara Lofton

Bowling Green - 64

Record: 17-2 (6-1)

NO.	Name	Min	FG	3P	FT	Rebounds	Fouls	TP	AS	TO	ST	Blocks	BS	BA	+/-
			M-A	M-A	M-A	OR DR TOT	PF FD								
11	Jocelyn Tate	F 30:57	3-8	0-0	0-0	2 4 6	1 0 6	1	1	1	1	1	1	1	3
21	Allison Day	F 20:53	5-9	0-1	0-2	2 4 6	0 2 10	0	1	1	0	0	0	0	-7
5	Elissa Brett	G 30:12	7-13	4-8	1-2	2 5 7	4 3 19	2	2	1	0	0	0	0	10
12	Nyla Hampton	G 36:38	4-12	1-4	0-0	1 0 1	3 2 9	5	5	1	0	1	0	1	-4
25	Lexi Fleming	G 27:00	2-7	0-4	0-0	0 0 0	0 3 4	3	3	2	1	0	0	0	-5
1	Amy Velasco	30:04	0-7	0-4	2-2	0 2 2	2 1 2	7	0	0	0	0	0	0	1
3	Sophie Dziekan	19:07	7-7	0-0	0-0	3 3 6	2 0 14	1	2	0	0	0	0	0	10
35	Kadie Hempling	05:09	0-1	0-1	0-0	0 1 1	0 0 0	0	0	0	0	0	0	0	1
Team						2 3 5				0	0				
Totals			28-64	5-22	3-6	11 23 34	12 11 64	26	14	6	2	3	3		

Technical Fouls: NONE

Dead Ball Rebounds: 1,0

Shooting By Period

1st FG% 51.3% 53.3%

3PT% 0-5 0.0%

FT% 0-0 0%

2nd FG% 61.8% 33.3%

3PT% 1-6 16.7%

FT% 2-2 100%

3rd FG% 9-16 56.3%

3PT% 3-8 37.5%

FT% 0-0 0%

4th FG% 5-15 33.3%

3PT% 1-3 33.3%

FT% 1-4 25%

GM FG% 28-64 43.8%

3PT% 5-22 22.7%

FT% 3-6 50.0%

Dead Ball Rebounds: 1,0

Shooting By Period

1st FG% 51.2% 41.7%

3PT% 0-3 0.0%

FT% 1-1 100%

2nd FG% 8-13 61.5%

3PT% 1-1 100%

FT% 0-0 0%

3rd FG% 6-15 40.0%

3PT% 1-3 33.3%

FT% 3-4 75%

4th FG% 7-12 58.3%

3PT% 0-3 0.0%

FT% 3-4 75%

GM FG% 26-52 50.0%

3PT% 2-10 20.0%

FT% 7-9 77.8%

Dead Ball Rebounds: 1,0

Shooting By Period

1st FG% 51.2% 41.7%

3PT% 0-3 0.0%

FT% 1-1 100%

2nd FG% 8-13 61.5%

3PT% 1-1 100%

FT% 0-0 0%

3rd FG% 6-15 40.0%

3PT% 1-3 33.3%

FT% 3-4 75%

4th FG% 7-12 58.3%

3PT% 0-3 0.0%

FT% 3-4 75%

GM FG% 26-52 50.0%

3PT% 2-10 20.0%

FT% 7-9 77.8%

Dead Ball Rebounds: 1,0

Shooting By Period

1st FG% 51.2% 41.7%

3PT% 0-3 0.0%

FT% 1-1 100%

2nd FG% 8-13 61.5%

3PT% 1-1 100%

FT% 0-0 0%

3rd FG% 6-15 40.0%

3PT% 1-3 33.3%

FT% 3-4 75%

4th FG% 7-12 58.3%

3PT% 0-3 0.0%

FT% 3-4 75%

GM FG% 26-52 50.0%

3PT% 2-10 20.0%

FT% 7-9 77.8%

Dead Ball Rebounds: 1,0

Shooting By Period

1st FG% 51.2% 41.7%

3PT% 0-3 0.0%

FT% 1-1 100%

2nd FG% 8-13 61.5%

3PT% 1-1 100%

FT% 0-0 0%

3rd FG% 6-15 40.0%

3PT% 1-3 33.3%

FT% 3-4 75%

4th FG% 7-12 58.3%

3PT% 0-3 0.0%

FT% 3-4 75%

GM FG% 26-52 50.0%

3PT% 2-10 20.0%

FT% 7-9 77.8%

Dead Ball Rebounds: 1,0

Shooting By Period

1st FG% 51.2% 41.7%

3PT% 0-3 0.0%

FT% 1-1 100%

2nd FG% 8-13 61.5%

3PT% 1-1 100%

FT% 0-0 0%

3rd FG% 6-15 40.0%

3PT% 1-3 33.3%

FT% 3-4 75%

4th FG% 7-12 58.3%

3PT% 0-3 0.0%

FT% 3-4 75%

GM FG% 26-52 50.0%

3PT% 2-10 20.0%

FT% 7-9 77.8%

Dead Ball Rebounds: 1,0

Shooting By Period

1st FG% 51.2% 41.7%

3PT% 0-3 0.0%

FT% 1-1 100%

2nd FG% 8-13 61.5%

3PT% 1-1 100%

FT% 0-0 0%

3rd FG% 6-15 40.0%

3PT% 1-3 33.3%

FT% 3-4 75%

4th FG% 7-12 58.3%

3PT% 0-3 0.0%

FT% 3-4 75%

GM FG% 26-52 50.0%

3PT% 2-10 20.0%

FT% 7-9 77.8%

Dead Ball Rebounds: 1,0

Shooting By Period

1st FG% 51.2% 41.7%

3PT% 0-3 0.0%

FT% 1-1 100%

2nd FG% 8-13 61.5%

3PT% 1-1 100%

FT% 0-0 0%

3rd FG% 6-15 40.0%

3PT% 1-3 33.3%

FT% 3-4 75%

4th FG% 7-12 58.3%

3PT% 0-3 0.0%

FT% 3-4 75%

GM FG% 26-52 50.0%

3PT% 2-10 20.0%

FT% 7-9 77.8%

Dead Ball Rebounds: 1,0

Shooting By Period

1st FG% 51.2% 41.7%

3PT% 0-3 0.0%

FT% 1-1 100%

2nd FG% 8-13 61.5%

3PT% 1-1 100%

FT% 0-0 0%

3rd FG% 6-15 40.0%

3PT% 1-3 33.3%

FT% 3-4 75%

4th FG% 7-12 58.3%

3PT% 0-3 0.0%

FT% 3-4 75%

GM FG% 26-52 50.0%

3PT% 2-10 20.0%

FT% 7-9 77.8%

Dead Ball Rebounds: 1,0

Shooting By Period

1st FG% 51.2% 41.7%

3PT% 0-3 0.0%

FT% 1-1 100%

2nd FG% 8-13 61.5%

3PT% 1-1 100%

FT% 0-0 0%

3rd FG% 6-15 40.0%

3PT% 1-3 33.3%

FT% 3-4 75%

4th FG% 7-12 58.3%

3PT% 0-3 0.0%

FT% 3-4 75%

GM FG% 26-52 50.0%

3PT% 2-10 20.0%

FT% 7-9 77.8%

Dead Ball Rebounds: 1,0

Shooting By Period

1st FG% 51.2% 41.7%

3PT% 0-3 0.0%

FT% 1-1 100%

2nd FG% 8-13 61.5%

3PT% 1-1 100%

FT% 0-0 0%

3rd FG% 6-15 40.0%

3PT% 1-3 33.3%

FT% 3-4 75%

4th FG% 7-12 58.3%

3PT% 0-3 0.0%

FT% 3-4 75%

GM FG% 26-52 50.0%

3PT% 2-10 20.0%

FT% 7-9 77.8%

Dead Ball Rebounds: 1,0

Shooting By Period

1st FG% 51.2% 41.7%

3PT% 0-3 0.0%

FT% 1-1 100%

2nd FG% 8-13 61.5%

3PT% 1-1 100%

FT% 0-0 0%

3rd FG% 6-15 40.0%

3PT% 1-3 33.3%

FT% 3-4 75%

4th FG% 7-12 58.3%

3PT% 0-3 0.0%

FT% 3-4 75%

GM FG% 26-52 50.0%

3PT% 2-10 20.0%

FT% 7-9 77.8%

Dead Ball Rebounds: 1,0

Shooting By Period

1st FG% 51.2% 41.7%

3PT% 0-3 0.0%

FT% 1-1 100%

2nd FG% 8-13 61.5%

3PT% 1-1 100%

FT% 0-0 0%

## 2022-23 GAME BOX SCORES

BULLS 23/24

20



Official Basketball Box Score - Final  
**Buffalo at Toledo**  
 02/08/23 John F. Savage Arena, Toledo, Ohio  
 2022-23 Women's Basketball

Game Time: 7:00 PM  
 Game Duration: 1:44  
 Attendance: 3,610

Officials: Bryan Entlerne, Kelsey Reynolds, Lauren Niemera

Buffalo - 73

Record: 9-11 (4-7)

NO. Name	Min	FG M-A	3P M-A	FT M-A	Rebounds OR DR TOT	Fouls PF FD	TP	AS	TO	ST	Blocks BS BA	+/-
13 Emerita Mashaire	F 24:37	1-2	1-2	1-4	0 2 2	4 2 4	2	1	0	0	0	-9
33 Hattie Ogden	F 28:07	4-8	4-8	0 0 3	3 3	0 12 2	0	0	0	0	0	-20
2 Zakiyah Winfield	G 36:49	5-11	0-2	0 0 6	2 8	2 1 10	3	3	2	0	1	-26
3 Jazmine Young	G 39:05	6-16	2-4	6-8	1 3 4	1 7 20	1	0	0	1	0	-20
20 Re'Shawna Stone	G 39:05	7-19	2-6	2-2	4 2 6	2 2 18	8	3	1	0	1	-20
1 Latrice Perkins	27:16	2-4	0-0	0 0 4	4 2	2 4 1	0	0	1	0	0	-7
4 Caelan Ellis	03:11	1-1	1-1	0 0 0	0 0	0 3 1	0	0	0	1	0	0
11 Briyanna Baron	00:55	0-0	0-0	0 0 0	0 0	0 0 0	0	0	0	0	0	2
30 Olivia DeBortoli	00:55	1-1	0-0	0 0 1	1 0	2 0 0	0	0	0	0	0	2
Team					1 0 1	1 1 0	0	0				
Totals		27-62	10-23	9-14	8 21 29	14 14 73	18	7	4	1	3	-18

Technical Fouls: NONE

Dead Ball Rebounds: 3.0

Toledo - 91

Record: 18-4 (9-2)

NO. Name		Min	FG M-A	3P M-A	FT M-A	Rebounds OR DR TOT	Fouls PF FD	TP	AS	TO	ST	Blocks BS BA	+/-
34	Jessica Cook	F 16:20	4-9	0-0	3-6	1 2 3	2 3	11	3	2	1	0 0	-7
2	Sophia Wiard	G 29:24	6-8	3-5	4-4	1 4 5	0 2	19	7	0	0	0 0	25
5	Quinesha Lockett	G 28:46	9-16	7-11	0-0	0 3 6	2 1	25	4	0	1	2 0	25
22	Khera Goss	G 25:31	3-8	1-3	3-4	0 4 4	3 3	10	1	0	2	0 0	14
33	Sammi Mikonowicz	G 29:22	3-4	2-3	1-1	0 5 5	1 1	9	2	0	0	0 0	22
1	Nan Garcia	23:40	4-7	1-3	0-0	3 5 8	2 1	9	1	0	1	0 1	25
12	Jayda Jansen	24:27	1-4	1-4	0-0	0 1 1	2 1	3	4	1	1	1 0	10
10	Justina King	12:47	1-7	0-4	1-2	2 1 3	1 1	3	0	0	0	0 0	-9
24	Yaniah Curry	07:06	0-0	0-0	2-2	1 1 2	1 1	2	1	2	0	0 0	-7
3	Ella Doherty	02:37	0-0	0-0	0-0	0 0 0	0 0	0	0	0	0	0 0	-8
Team						3 3 6		0	0				
Totals			31-63	15-33	14-19	14 29 43	14 14	91	23	5	6	3 1	18

Technical Fouls: NONE

Dead Ball Rebounds: 2.0

	BUF	TOL
Biggest lead	5 (1 <sup>st</sup> 8:18)	29 (4 <sup>th</sup> 3:30)
Best Scoring Run	8 (1 <sup>st</sup> 8:18)	12 (2 <sup>nd</sup> 5:19)
Lead Changes	2	
Times Tied	4	9
Time with Lead	03:18	36:13

Points from	BUF	TOL
Turnovers	4	12
Paint	30	22
Second Chance	5	16
Fast Breaks	4	9
Bench	9	17

Period by Period Scoring	1st	2nd	3rd	4th	TOT
BUF	16	7	25	25	73
TOL	22	19	26	24	91

21



Official Basketball Box Score - Final  
**Buffalo at Central Mich.**  
 02/11/23 McQuirk Arena, Mount Pleasant  
 2022-23 Women's Basketball

Game Time: 1:00 PM  
 Game Duration: 1:57  
 Attendance: 1,213

Officials: Katei Entlerne, Michele Del Duco, Brad Dustermars

Buffalo - 71

Record: 9-12 (4-8)

NO.	Name	Min	FG M-A	3P M-A	FT M-A	Rebounds OR DR TOT	Fouls PF FD	TP	AS	TO	ST	Blocks BS BA	+/-	
13	Emerita Mashaire	F 40:00	3-8	1-3	0-0	1 6 7	3 2 5	7	2	1	0	1	1	-1
33	Hattie Ogden	F 22:49	2-3	2-3	1-2	0 3 3	1 1 2	1	1	7	0	1	0	0
2	Zakiyah Winfield	G 37:22	9-17	0-0	1-1	3 3 6	2 5 7	19	2	1	1	0	0	-1
3	Jazmine Young	G 37:22	3-13	1-2	4-4	0 1 1	3 2 5	11	1	1	2	0	4	1
20	Re'Shawna Stone	G 40:00	7-12	3-5	6-6	1 3 4	2 8 10	23	6	4	1	0	2	-1
1	Latrice Perkins	22:27	2-5	0-0	0-0	0 2 2	4 0 4	0	0	1	0	0	1	-13
Team						4 2 6	0 0 0		0	0				
Totals			26-58	7-13	12-13	9 20 29	15 18 33	71	11	9	4	1	8	-1

Technical Fouls: NONE

Shooting By Period	1st	2nd	3rd	4th	TOT
1st FG%	7-16	43.8%			
3PT%	2-4	50.0%			
FT%	2-2	100%			
2nd FG%	7-13	53.8%			
3PT%	1-1	100.0%			
FT%	3-3	100%			
3rd FG%	6-13	46.2%			
3PT%	1-2	50.0%			
FT%	4-4	100%			
4th FG%	6-16	37.5%			
3PT%	3-6	50.0%			
FT%	3-4	75%			
GM FG%	26-58	44.8%			
3PT%	7-13	53.8%			
FT%	12-13	92.3%			

Dead Ball Rebounds: 2.0

Central Mich. - 72

Record: 5-18 (3-9)

Central match 7/12		revised 8/5/12												
NO. Name	Min	FG M-A	3P M-A	FT M-A	Rebounds OR DR TOT	Fouls PF FD	TP	AS	TO	ST	Blocks BS BA	+/-		
25 Sydney Harris	F 34:08	2-10	0-3	1-2	1 2 3	2 1	5	2	1	1	0	10		
31 Rochelle Norris	C 31:47	7-12	0-0	3-4	4 6 10	2 4	17	0	1	0	5	4		
2 Mikala Hall	G 30:35	6-8	4-5	0-0	2 1 3	3 1	16	6	5	1	0	-5		
11 Bridget Ulberg	G 36:37	7-11	3-5	3-3	0 0 0	2 3 20	3	3	2	0	1	8		
24 Taylor Anderson	G 32:19	2-5	0-0	2-4	2 7 9	4 3	6	3	1	1	0	-6		
5 Anika Weekes	24:15	1-5	0-1	2-2	1 6 7	4 4	3	4	0	2	0	-6		
12 Karrington Gordon	10:19	2-5	0-2	0-0	0 0 0	1 0 1	4	2	0	1	2	0		
Team					2 0 2	0 0	0	2						
Totals		27-56	7-16	11-15	12 22 34	18 15	72	16	13	8	8	1		

Technical Fouls: NONE

Shooting By Period	1st	2nd	3rd	4th	TOT
1st FG%	9-18	50.0%			
3PT%	2-4	50.0%			
FT%	2-4	50%			
2nd FG%	6-15	40.0%			
3PT%	1-4	25.0%			
FT%	2-2	100%			
3rd FG%	8-13	61.5%			
3PT%	3-4	75.0%			
FT%	2-3	66.7%			
4th FG%	4-10	40.0%			
3PT%	1-4	25.0%			
FT%	5-6	83.3%			
GM FG%	27-56	48.2%			
3PT%	7-16	43.8%			
FT%	11-15	73.3%			

Dead Ball Rebounds: 1.0

	UAB	CMU
Biggest lead	4 (3 <sup>rd</sup> 3:57)	11 (4 <sup>th</sup> 8:03)
Best Scoring Run	9 (4 <sup>th</sup> 2:11)	9 (4 <sup>th</sup> 8:03)
Lead Changes	8	
Times Tied	3	
Time with Lead	05:02	33:25

Points from	UAB	CMU
Turnovers	17	6
Paint	36	34
Second Chance	16	9
Fast Breaks	14	6
Bench	4	8

Period by Period Scoring	1st	2nd	3rd	4th	TOT
UAB	18	18	17	18	71
CMU	22	15	21	14	72

22



Official Basketball Box Score - Final  
**Kent St. at Buffalo**  
 02/15/23 Alumni Arena, Buffalo  
 2022-23 Women's Basketball

Game Time: 6:00 PM  
 Game Duration: 1:45  
 Attendance: 1,204

Officials: Matt Berger, Aaron Brooks, Dara Lofton

Kent St. - 72

Record: 16-8 (8-5)

NO.	Name	Min	FG M-A	3P M-A	FT M-A	Rebounds OR DR TOT	Fouls PF FD	TP	AS	TO	ST	Blocks BS BA
44	Lindsey Thall	F 28:58	7-13	0-6	1-3	1 4 5	3 3 15	3	1	0	1	0
0	Casey Santoro	G 30:01	6-11	2-4	2-2	2 2 4	1 2 16	2	0	1	0	0
3	Corynne Hauser	G 13:33	1-3	0-0	1-2	1 0 1	3 1 3	1	0	1	0	0
14	Katie Shumate	G 33:32	4-14	0-3	3-4	1 8 9	5 11 3	1	1	1	1	1
32	Hannah Young	G 32:42	0-4	0-2	1-2	2 2 4	2 2 1	1	1	0	0	1
20	Clare Kelly	16:45	2-5	2-4	0-0	0 5 5	2 0 6	2	1	0	0	0
1	Taliana Thomas	14:13	2-5	0-0	1-1	2 3 5	1 2 5	3	0	1	0	0
21	Dionna Gray	03:19	1-1	0-0	0-0	0 0 0	3 0 2	0	1	0	0	0
12	Jenna Batsch	24:50	6-12	1-4	0-0	1 2 3	1 3 13	1	0	0	0	0
2	Annie Pavlansky	02:07	0-0	0-0	0-0	0 0 0	0 0 0	0	0	0	0	0
Team						1 0 1	0 0 0	0	0	0	0	0
Totals			29-68	5-23	9-14	11 26 37	17 18 72	16	4	4	3	1

Technical Fouls: NONE

Dead Ball Rebounds: 3.0

Buffalo - 69

Record: 9-13 (4-9)

Game - 09															
NO. Name	Min	FG			Rebounds			Fouls		TP	AS	TO	Blocks		
		M	A	P	OR	DR	TOT	PF	FD				BS	BA	
13 Emerita Mashaire	F 36:30	3-6	3-6	0-0	0-0	2	4	6	4	2	1	2	0	0	0
1 Latrice Perkins	G 23:13	1-1	0-0	0-2	1	4	5	3	1	2	1	0	0	1	0
2 Zakiyah Winfield	G 39:19	7-18	0-2	0-1	0	10	10	4	4	14	5	2	1	0	1
3 Jazmine Young	G 35:06	2-6	1-3	2-4	0	2	2	2	3	7	1	1	2	0	2
20 Re'Shawna Stone	G 40:00	13-20	3-5	7-9	2	3	5	1	6	36	3	1	0	0	0
33 Hattie Ogden	20:17	1-4	1-4	1-2	0	4	4	1	4	1	0	0	0	0	0
4 Caelan Ellis	05:35	0-2	0-2	0-0	0	0	0	0	0	0	0	0	0	0	0
Team					1	3	4	0	0	0	1				
Totals		27-57	5-16	10-18	6	30	36	18	17	69	12	7	3	1	3

Technical Fouls: NONE

Dead Ball Rebounds: 6.0

	KENT	BUF
Biggest lead	5 (4 <sup>th</sup> 1:14)	10 (3 <sup>rd</sup> 8:03

## 2022-23 GAME BOX SCORES

BULLS 23/24

24



Official Basketball Box Score - Final  
**Buffalo at Eastern Mich.**  
02/23/23 George Gervin GameAbove Center - Ypsilanti  
2022-23 Eastern Michigan Women's Basketball

Game Time: 12:00 PM  
Game Duration: 1:47  
Attendance: 216

Officials: Kamaria Douglas, Michelle Del Luca, Tom Halladay

Buffalo - 57		Record: 9-15 (4-11)																			
NO.	Name	Min	FG M-A	3P M-A	FT M-A	OR	DR	TOT	PF	FO	TP	AS	TO	ST	Blocks BS BA	+/-	Shooting By Period				
13	Emerita Mashaire	F 22:20	2-4	2-3	0-0	0	0	0	3	0	6	1	1	2	0	1	-12	1st FG%	4-12	33.3%	
33	Hattie Ogden	F 32:09	4-12	4-11	0-0	0	9	9	2	0	12	1	1	0	0	0	21	3PT%	4-7	57.1%	
2	Zakiyah Winfield	G 40:00	3-14	0-3	0-0	1	10	11	2	2	6	2	2	2	1	0	-4	FT%	2-2	100%	
3	Jazmine Young	G 40:00	2-9	2-8	6-6	1	1	2	2	2	12	4	1	0	0	0	-4	2nd FG%	2-12	16.7%	
20	ReShawna Stone	G 40:00	6-9	5-7	0-0	1	7	8	1	1	17	5	5	0	0	0	-4	3PT%	2-8	25.0%	
1	Latrice Perkins	25:31	1-3	0-1	2-3	1	1	2	4	2	4	2	1	2	0	0	4	FT%	4-5	80%	
Team						1	1	2			0	2	2					1st FG%	6-13	46.2%	
Totals		18:51	13-33	8-9	5-29	34	14	7	57	15	13	6	1	1	4	-4		3PT%	1-6	16.7%	
																		FT%		2-2	100%
																		4th FG%		6-14	42.9%
																		3PT%		6-12	50.0%
																		FT%		0-0	0%
																		GM FG%		18-51	35.3%
																		3PT%		13-33	39.4%
																		FT%		8-9	88.9%
																		Technical Fouls:		NONE	

Eastern Mich. - 61														Record: 14-12 (6-9)														Lead Ball Rebounds: 1, 1			
NO.	Name	Min	FG M-A	3P M-A	FT M-A	Rebounds OR DR TOT	Fouls PF FD	TP	AS	TO	ST	Blocks BS BA	+/-	Shooting By Period																	
21	CeNara Skanes	F 33:53	4-10	2-5	1-2	1 6 7	2 3	11	4	4	2	0	0	-1	1 <sup>st</sup>	FG%	7-17	41.2%													
3	Irekpitan Ozzy-Momodu	C 31:23	6-10	0-0	2-4	4 5 9	0 4	14	2	0	1	0	0	6	3PT%	2-8	25.0%														
1	Olivia Smith	G 34:31	1-5	0-2	0-0	1 1 2	0 2	2	3	0	1	0	0	-2	FT%	1-2	50%														
11	Lachelle Austin	G 37:15	2-8	0-5	0-3	0 5 5	0 2	4	3	3	2	1	0	10	2 <sup>nd</sup>	FG%	7-19	36.8%													
32	Tayra Eke	G 29:48	8-15	0-0	1-1	1 5 6	2 2	17	0	1	2	1	1	-2	3PT%	0-4	0.0%														
10	Zakiyah Nelson	23:48	6-9	1-3	0-0	0 2 2	1 1	13	1	0	0	0	0	-2	3 <sup>rd</sup>	FG%	8-12	66.7%													
13	Elena Cabello	06:10	0-2	0-1	0-0	0 0 0	2 0	0	0	0	0	0	0	3	3PT%	1-3	33.3%														
14	Natalia Pineda	03:20	0-0	0-0	0-0	0 1 2	0 0	0	0	0	0	0	0	8	FT%	2-4	50%														
Team						0 2 2				0 2					4 <sup>th</sup>	FG%	5-11	45.5%													
Totals			27-59	3-16	4-10	8 27 35	7 14	61	13	10	8	1	1	4	1 <sup>st</sup>	3PT%	0-1	0.0%													
														Technical Fouls: NONE																	
														GM FG%				27-59	45.8%												
														3PT%				3-16	18.8%												
														FT%				4-10	40.0%												

	BUF	EMU	Points from		BUF	EMU	Period by Period Scoring					
Biggest lead	2 (1 <sup>st</sup> 3:23)	15 (3 <sup>rd</sup> 2:03)	Turnovers	8	16	BUF	1st	2nd	3rd	4th	TOT	
Best Scoring Run	9 (1 <sup>st</sup> 3:23)	10 (3 <sup>rd</sup> 9:31)	Paint	8	46		14	10	15	18	57	
Lead Changes	6		Second Chance	9	11		EMU	17	14	19	11	61
Times Tied	2		Fast Breaks	3	3			17	14	19	11	61
Time with Lead	02:02	37:09	Bench	4	13							

26



Official Basketball Box Score - Final  
**Akron at Buffalo**  
03/01/23 Alumni Arena, Buffalo  
2022-23 Women's Basketball

Game Time: 6:00 PM  
Game Duration: 1:39  
Attendance: 1,357

Officials: Josh Howell, Dara Loton, Matt Balster

Akron - 50		Record: 16-12 (7-10)																			
NO.	Name	Min	FG	3P	FT	Rebounds	Fouls	TP	AS	TO	ST	Blocks	+/-	Shooting By Period							
			M-A	M-A	M-A	OR	DR	TO				BS	BA		1st FG%	4-14	28.6%	3PT%	2-7	28.6%	
21	Molly Neitzel	F 34:52	6-17	2-5	0-0	2	5	7	1	1	14	3	1	0	1	0	-14	FT%	0-0	0%	
34	Reagan Bass	F 34:26	3-4	0-0	0-0	3	12	15	1	4	6	3	2	1	0	0	-11	2nd FG%	6-17	35.3%	
1	Dominique Camp	G 35:26	3-11	0-3	0-0	0	0	3	4	0	6	2	7	2	0	0	-5	3PT%	2-6	33.3%	
14	Rachel Martindale	G 29:49	4-12	3-9	0-0	0	0	0	1	0	11	2	0	0	0	0	-15	FT%	0-0	0%	
30	Layne Ferrell	G 37:59	2-10	1-7	2-2	1	1	2	2	1	7	4	1	0	2	1	-14	1st FG%	5-12	41.7%	
25	Tahmala Thorpe	04:34	0-1	0-0	0-0	1	0	1	1	0	0	0	1	0	0	0	-9	FT%	2-2	100%	
20	Faith Stinson	10:42	1-3	1-2	0-0	0	1	1	2	0	3	1	0	0	0	0	-3	3rd FG%	5-12	41.7%	
23	Zakia Rasheed	10:11	1-2	1-2	0-0	0	0	0	2	0	3	0	1	0	0	0	1	4th FG%	5-17	29.4%	
10	Alexis Stewart	02:01	0-0	0-0	0-0	0	1	1	0	0	0	0	0	0	0	0	0	3PT%	0-5	0.0%	
Team						2	4	6		0	2							FT%	0-0	0%	
Totals			20-60	8-28	2-2	9	27	36	14	6	50	15	15	3	4	1	-14	GM FG%	20-60	33.3%	
Technical Fouls: NONE																			3PT%	8-28	28.6%
																			FT%	2-2	100.0%

Buffalo - 64														Record: 11-15 (6-11)										Dead Ball Rebounds: 0, 0									
NO. Name		Min	FG M-A	3P M-A	FT M-A	Rebounds OR DR TOT	Fouls PF FD	TP	AS	TO	ST	Blocks BS BA	+/-	Shooting By Period																			
			1st	2nd	3rd	4th	FT%	FG%	3PT%	1st	2nd	3rd	4th	TOT																			
13 Emerita Mashaire		F 40:00	3-11	0-1	3-4	3 3 6	2 3	9	2	2	0	0	3	14	1st FG%	8-15	53.3%	3PT%	3-6	50.0%													
33 Hattie Ogden		F 38:17	2-7	2-7	0-0	0 10 10	1 2	6	2	1	2	0	1	13	FT%	2-3	66.7%	2nd FG%	2-3	66.7%													
2 Zakiyah Winfield		G 39:26	6-12	0-1	2-2	5 8 13	0 2	14	4	6	1	1	0	13	3PT%	1-5	20.0%	FT%	2-3	66.7%													
3 Jazmine Young		G 33:34	6-16	1-5	2-2	1 4 5	2 1	15	4	2	3	0	0	19	1st FG%	5-15	33.3%	3PT%	1-4	25.0%													
20 ReShawna Stone		G 39:26	6-13	3-6	5-9	1 2 3	1 6	20	4	0	2	0	0	14	FT%	0-0	0%	2nd FG%	2-3	66.7%													
1 Latrice Perkins		04:40	0-0	0-0	0-0	0 0 0	0 0	0	0	0	0	0	0	-3	3PT%	1-7	14.3%	FT%	3-4	75%													
4 Caelan Ellis		03:29	0-1	0-1	0-0	0 0 0	0 0	0	0	0	0	0	0	-2	1st FG%	5-11	45.5%	3PT%	1-4	25.0%													
11 Briyanna Baron		00:34	0-0	0-0	0-0	0 0 0	0 0	0	0	0	0	0	0	1	FT%	7-10	70%	GM FG%	23-60	38.3%													
30 Olivia DeBortoli		00:34	0-0	0-0	0-0	0 0 0	0 0	0	0	0	0	0	0	1	3PT%	0-21	28.6%	FT%	12-17	70.6%													
Team						1 4 5	0	0		0	0																						
Totals			23-60	6-21	12-17	11 31 42	6 14	64	16	11	8	1	4	14						Technical Fouls: NONE													

	AKR	BUF	Points from		AKR	BUF	Period by Period Scoring				
Biggest lead	0 (1 <sup>st</sup> 10:00)	14 (1 <sup>st</sup> 1:50)	Turnovers	12	16	AKR	1st	2nd	3rd	4th	TOT
	Best Scoring Run	5 (3 <sup>rd</sup> 6:37)	11 (1 <sup>st</sup> 5:05)	Paint	18		26	10	14	16	10
Lead Changes			Second Chance	8	8	BUF	21	11	14	18	64
Times Tied		0	Fast Breaks	2	8						
Time with Lead	00:00	39:36	Bench	6	0						

25



Official Basketball Box Score - Final  
**Buffalo at Bowling Green**  
02/25/23 Brook Center, Bowling Green  
2022-23 Women's Basketball

Game Time: 1:00 PM  
Game Duration: 1:50  
Attendance: 1,662

Officials: Bryan Enterline, Brad Maxey, Meghan Joseph

Buffalo - 84		Record: 10-15 (5-11)																	
NO.	Name	Min	FG M-A	3P M-A	FT M-A	Rebounds OR DR TOT	Fouls PF FD	TP	AS	TO	ST	Blocks BS BA	+/-	Shooting By Period					
13	Emerita Mashaire	F 34:39	6-7	2-3	2-4	0 7 7	3 3	16	5	4	1	0	0	20	1st	FG%	10-16	62.5%	
33	Hattie Ogden	F 30:47	5-7	3-5	0-0	0 6 6	2 0	13	1	1	1	2	0	21	3PT%	2-6	33.3%		
2	Zakiyah Winfield	G 39:27	3-6	0-0	3-6	1 13 14	3 8	9	4	8	1	0	0	16	FT%	1-1	100%		
3	Jazmine Young	G 29:00	3-4	2-2	4-4	0 2 2	5 6	12	1	4	1	0	0	27	2nd	FG%	6-8	75.0%	
20	ReShawna Stone	G 38:49	9-14	3-6	2-2	4 4 6	0 1	23	2	6	2	0	2	21	3PT%	2-2	100.0%		
1	Latrice Perkins	18:54	3-4	0-0	1-2	0 0 0	2 1	7	1	1	2	1	0	-3	FT%	7-8	87.5%		
4	Caelan Ellis	05:00	0-0	0-0	2-2	0 0 0	0 1	2	0	0	0	0	0	-4	3rd	FG%	6-9	66.7%	
11	Briyanna Baron	02:13	1-1	0-0	0-0	0 0 0	0 0	2	0	0	0	0	0	-4	3PT%	4-5	80.0%		
30	Olivia DeBortoli	01:11	0-0	0-0	0-0	0 0 0	0 0	0	0	0	0	0	0	-3	FT%	5-8	62.5%		
Team						1 1 2	0	1						4th	FG%	8-10	80.0%		
Totals			30-43	10-16	14-20	4 33 37	15 20	84	14	25	8	3	2	18	3PT%	2-3	66.7%		
														Technical Fouls: NONE					
														GM FG%				30-43	69.8%
														3PT%				10-16	62.5%
														FT%				14-20	70.0%

28



Official Basketball Box Score - Final  
**Buffalo at Toledo**  
 03/08/23 Rocket Mortgage FieldHouse, Cleveland, Ohio  
 2022-23 Women's Basketball

Game Time: 11:02 AM  
 Game Duration: 2:02

Officials: Kevin Petrait, Frank Steratore, Linda Miles

Buffalo - 74

Record: 12-16

NO.	Name	Min	FG	3P	FT	Rebounds	Fouls	TP	AS	TO	ST	Blocks	+/-
			M-A	M-A	M-A	OR DR TOT	PF FD					BS BA	
13	Emerita Mashaire	F 34:40	2-7	1-3	2-2	2 5 7	1 1 1	7	2	1	0	0 0	2
33	Hattie Ogden	F 40:18	3-5	3-4	0-0	0 5 5	1 0	9	0	0	0	0 0	-3
2	Zakiyah Winfield	G 45:00	11-20	0-0	0-0	0 7 7	3 1	22	2	1	3	2 0	-1
3	Jazmine Young	G 45:00	2-7	1-3	8-8	0 2 2	2 6	13	1	6	1	1 0	-1
20	Re'Shawna Stone	G 45:00	7-20	2-6	2-3	4 4 8	0 5	18	4	3	0	0 2	-1
1	Latrice Perkins	15:02	2-4	1-1	0-0	0 3 3	2 0	5	1	0	1	0 1	-1
Team						1 5 6		0	2				
<b>Totals</b>			27-63	8-17	12-13	7 31 38	9 13	74	10	13	5	3 3	-1

Technical Fouls: NONE

NO.	Name	Min	FG	3P	FT	Rebounds	Fouls	TP	AS	TO	ST	Blocks	+/-
			M-A	M-A	M-A	OR DR TOT	PF FD					BS BA	
34	Jessica Cook	F 12:51	1-3	0-0	0-0	2 2 4	3 2	2	0	1	1	1 1	5
2	Sophia Ward	G 42:29	1-11	0-8	0-0	0 3 3	4 0	2	7	0	1	0 0	-1
5	Quinesha Lockett	G 39:53	6-15	5-7	2-3	2 3 5	1 2	19	7	4	0	1 1	4
22	Khara Goss	G 25:56	5-9	0-4	0-0	1 2 3	1 0	10	1	1	1	0 0	-7
33	Sammi Mikonowicz	G 42:02	4-9	3-6	1-2	2 7 9	1 1	12	1	1	1	0 0	1
1	Nan Garcia	30:38	8-10	1-1	0-3	1 4 5	2 2	17	0	1	2	0 0	-5
12	Jayda Jansen	20:53	3-6	1-4	4-4	1 1 2	1 2	11	4	1	1	1 0	9
10	Justina King	07:20	1-3	0-1	0-0	0 0 0	0 0	2	2	0	1	0 1	-1
24	Yanah Curry	02:58	0-0	0-0	0-0	0 0 0	0 0	0	0	0	0	0 0	0
Team						0 5 5		0	1				
<b>Totals</b>			29-66	10-31	7-12	9 27 36	13 9	75	22	10	8	3 3	1

Technical Fouls: NONE

Shooting By Period	1st	2nd	3rd	4th	OT	TOT
1st FG%	6-14	42.9%				
3PT%	2-7	28.6%				
FT%	1-3	33.3%				
2nd FG%	11-17	64.7%				
3PT%	3-8	37.5%				
FT%	0-0	0%				
3rd FG%	5-15	33.3%				
3PT%	1-5	20.0%				
FT%	0-0	0%				
4th FG%	6-16	37.5%				
3PT%	3-8	37.5%				
FT%	2-3	66.7%				
OT FG%	1-4	25.0%				
3PT%	1-3	33.3%				
FT%	4-6	66.7%				
GM FG%	29-66	43.9%				
3PT%	10-31	32.3%				
FT%	7-12	58.3%				

Dead Ball Rebounds: 2, 2

	BUF	TOL
Biggest lead	5 (1 <sup>st</sup> 1:29)	7 (2 <sup>nd</sup> 5:15)
Best Scoring Run	11 (2 <sup>nd</sup> 0:09)	8 (2 <sup>nd</sup> 6:31)
Lead Changes	21	
Times Tied	13	

Points from	BUF	TOL
Turnovers	9	13
Paint	30	30
Second Chance	5	7
Fast Breaks	6	6

Period by Period Scoring	1st	2nd	3rd	4th	OT	TOT
BUF	18	24	12	14	6	74
TOL	16	26	11	17	7	77





# NCAA TOURNAMENT APPEARANCES

## First Round vs. #3 Ohio State (3/18/16)



### Women's Hoops Falls To #3 Ohio State In NCAA Tournament First Round

COLUMBUS, OH -- Playing in their first NCAA Tournament game in program history, the Buffalo women's basketball team had a strong start but couldn't keep it up on Friday afternoon as they fell to #3 Ohio State by the score of 88-69. The Mid-American Conference champion Bulls finished the season with a 20-14 overall record, their first 20-win campaign since 1996-97 and first since joining the MAC.

The Bulls couldn't have asked for a better start on Friday as Cassie Oursler opened the scoring with a difficult layup and Joanna Smith netted a three-pointer to give UB the early 5-0 lead. After an Ohio State layup, Katherine Ups made a nice cut and finished off a layup to make the score 7-2 in favor of the Bulls. The game changed later in the quarter as they held the 11-8 lead but the Buckeyes used a 22-1 run to close out the quarter and take the commanding 30-12 lead after 10 minutes of action.

The Bulls cut into the Buckeyes lead early in the second quarter as they went on a 8-2 run to cut the lead to 12 behind a pair of three's from Courtney Wilkins and Smith and a contested layup by first team All-MAC member, Smith. Unfortunately for the Bulls, the offense went cold down the stretch of the quarter as Ohio State finished the quarter on a 9-0 run to take the 48-23 lead into the halftime locker room.

At half, the Buckeyes had three players in double figures as they shot 54% from the floor while UB was led by Smith who had 11 first half points.

Trailing by 25 entering the second half, the Bulls began to relax and competed at a high level in the third quarter. The Buckeyes opened the quarter on an 8-0 run before Smith hit a layup and Mariah Suchan grabbed an offensive rebound and finished off the layup and one. Wilkins came into the game and made an immediate impact as she sank back-to-back three pointers before Smith converted on a four-point play after getting fouled on her three-pointer. Smith closed out the scoring in the third as the Buckeyes outscored UB by a slim 22-21 advantage.

The Bulls trailed by 26 entering the final quarter but continued to play as if it were a tight game. The Bulls were able to outscore the Buckeyes in the fourth, 25-18. Liisa Ups came in off the bench and made an impact as she netted four straight points in the quarter for UB before Camera Miley entered with some energy, nailing a three-pointer and scoring seven straight UB points. The Buckeyes were too much down the stretch as they held onto the 88-69 win.

Smith led the Bulls in scoring for the 27th time this season as she finished off her first NCAA appearance with 23 points on 6-for-18 from the floor in 26 minutes of action. Smith also netted three triples in the game, giving her 33 games this season with at least one triple and 21 with at least three. The dynamic guard went over the 20-point plateau for the 16th time this season as she finished the season ranking third in program history for points in a season with 621. She also set the program record for three pointers in a season with 100 and minutes played in a season (1,170).

Wilkins came off the bench and scored a career-high 14 points and grabbed a career-best six rebounds for the Bulls. Wilkins silky smooth shot was falling on Friday as she finished the game 4-for-7 from behind the arc, a new career-high for three-pointers made in a game. Suchan finished off a strong performance on the glass with a team-best seven boards while scoring three points. Miley finished with seven points while Stephanie Reid had a team-best six assists, three rebounds and two points in the loss. Reid closed out her impressive sophomore campaign with 172 assists, ranking fourth in program history for assists in a season.

For the game, the Bulls shot just 29.7% from the floor while the Buckeyes high-scoring attack was able to shot 52.4% from the floor. The Bulls bench dominated the Ohio State bench as UB scored 33 bench points compared to 16 from the Buckeyes. UB was also able to win the second chance points category, outscoring OSU 23-8. OSU was able to earn a 32-18 edge in points in the paint.

The season concludes for the Bulls as they finished off the best season in program history, claiming their first MAC title and NCAA Tournament berth. Friday's NCAA Tournament game was the final game for lone UB senior Karin Moss who has been a leader on and off the court for the Bulls over her four-year career.

### Official Basketball Box Score -- Game Totals -- Final Statistics

**Buffalo vs Ohio State**  
03/18/16 2:30 p.m. at Columbus, Ohio -- St. John Arena

#### Buffalo 69 • 20-14

#	Player		Total		3-Ptr		Rebounds					PF	TP	A	TO	Bl	Stl	Min	
			FG-FG	FG-FG	FT-FT	Off	De	To											
32	MORRISON, Brittany	f	0-5	0-0	0-0	2	5	7	3	0	1	0	0	1	17				
31	OURSLE, Cassie	c	3-4	0-0	0-0	0	4	4	4	6	1	1	2	0	22				
01	REID, Stephanie	g	1-5	0-1	0-0	2	1	3	2	2	6	3	0	1	25				
04	SMITH, Joanna	g	6-18	3-7	8-9	0	1	1	4	23	0	3	0	1	26				
05	UPS, Katherine	g	2-11	1-5	0-0	4	0	4	1	5	1	1	0	0	28				
02	MILEY, Camera		2-5	1-2	2-4	2	0	2	1	7	0	0	0	1	7				
03	UPS, Liisa		2-4	0-1	0-0	0	1	1	0	4	1	0	0	0	6				
10	BADE, Gabi		0-6	0-4	0-0	2	2	4	0	0	0	5	0	0	14				
12	WILKINS, Courtney		4-9	4-7	2-2	2	4	6	3	14	0	1	0	0	22				
21	SUCHAN, Mariah		1-2	0-0	1-1	2	5	7	4	3	0	0	0	0	9				
22	SODADE, Ayoleka		0-1	0-0	2-2	0	2	2	0	2	0	0	0	0	3				
23	SCHAPER, Mirte		1-1	0-0	1-4	1	0	1	1	3	0	0	0	0	10				
24	MOSS, Karin		0-3	0-1	0-0	1	1	2	1	0	1	2	0	0	11				
Team						1	2	3											
Totals			22-74	9-28	16-22	19	28	47	24	69	11	16	2	4	200				
1st - FG %:			4-17	23.5%	2nd:	4-16	25.0%	3rd:	6-20	30.0%	4th:	8-21	38.1%	Game:				22-74	29.7%
3FG %:			1-4	25.0%		2-7	28.6%		3-8	37.5%		3-9	33.3%	8-17				47.1%	
FT %:			3-4	75.0%		1-4	25.0%		6-6	100.0		6-8	75.0%	16-22				72.7%	

#### Ohio State 88 • 25-7

#	Player		Total		3-Ptr		Rebounds							PF	TP	A	TO	Bl	Stl	Min
			FG-FG	FG-FG	FT-FT	Off	De	To												
22	Alexa Hart	f	3-5	0-0	1-2	3	2	5	3	7	0	0	5	2	22					
03	Kelsey Mitchell	g	10-21	4-10	3-4	0	3	3	3	27	6	5	1	0	32					
13	Cait Craft	g	2-5	1-2	0-2	2	4	6	2	5	3	0	0	2	31					
20	Asia Doss	g	5-7	2-2	4-7	1	7	8	2	16	5	1	0	0	33					
32	Shayla Cooper	g	6-12	1-2	4-5	2	5	7	2	17	3	3	2	0	33					
01	Kalpana Beach		3-5	0-0	0-0	0	2	2	3	6	0	1	0	0	9					
05	Chelsea Mitchell		1-3	0-1	2-3	0	2	2	0	4	0	2	0	1	16					
24	Makayla Waterman		3-5	0-0	0-3	1	7	8	4	6	2	3	2	1	24					
Team							0	4	4											
Totals			33-63	8-17	14-26	9	36	45	19	88	19	15	10	6	200					
1st - FG %:			12-21	57.1%	2nd:	7-14	50.0%	3rd:	7-14	50.0%	4th:	7-14	50.0%	Game:			33-63	52.4%		
3FG %:			5-8	62.5%		1-4	25.0%		0-1	0.0%		2-4	50.0%	8-17			47.1%			
FT %:			1-6	16.7%		3-5	60.0%		8-12	66.7%		2-3	66.7%	14-26			53.8%			

Officials: Amy Bonner, Jules Gallien, Nykesha Thompson, Tom Hallead  
Technical fouls: Buffalo-None. Ohio State-None.

Attendance: 2626  
2016 NCAA Division I Women's Basketball Championship - First Round

Score by periods	1st	2nd	3rd	4th	Total
Buffalo	12	11	21	25	69
Ohio State	30	18	22	18	88

Points	In	Off	2nd	Fast
Buffalo	18	14	23	4
OSU	32	18	8	10

Last FG - BUF 4th-00:20, OSU 4th-03:08.  
Largest lead - BUF by 5 1st-09:11, OSU by 34 3rd-06:09.  
BUF led for 05:26. OSU led for 33:32. Game was tied for 01:02.

Score tied - 1 time.  
Lead changed - 1 time.



# NCAA TOURNAMENT APPEARANCES

## First Round vs. #6 South Florida (3/17/18)



### Bulls Stun #6 South Florida; Collect First NCAA Tournament Win In Program History, 102-79

TALLAHASSEE, FL – Behind a record breaking 36-point performance by junior Cierra Dillard, the University at Buffalo women's basketball team (28-5, 16-2 MAC) kept their season going with a dominant 102-79 victory over #6 South Florida on Saturday afternoon inside the Tucker Civic Center on the Florida State campus. The 102 points scored by the Bulls on Saturday are the most points ever scored by a double digit seed in the history of the NCAA Tournament.

Dillard had a career game on the biggest stage as the junior went for 36 points and six rebounds while going 11-for-18 from the floor and 7-for-13 from behind the arc, the most three pointers made in her career. Dillard went over the 30-point plateau for the first time in her career while UB improved to 8-1 on the year when she scores at least 20 points.

As a team, the Bulls were able to connect on a season-high 14 three pointers as Dillard made seven and Courtney Wilkins drilled a career-high five off the bench. The Bulls also were terrific from the free throw line on Saturday, going 22-for-24 from the charity stripe.

The Bulls had a slow start in their second NCAA tournament game in program history as South Florida was able to race out to the 12-4 lead at the first media timeout. Buffalo came out of the timeout with a Stephanie Reid layup and a Dillard triple to make the score 12-9 in favor of USF. South Florida then was able to close the quarter on an 8-2 run to take the 20-11 edge.

Buffalo made a run to start the second quarter as Courtney Wilkins drilled a triple to cut the USF lead to six, 24-18, but the visitors responded with a triple of their own and took the 29-18 lead with just over five minutes remaining in the half. The Bulls were then able to go on a 12-2 run that was sparked by a couple of three pointers to cut the USF lead to 31-30 with three minutes left in the half. The Bulls then took their first lead of the game with just over a minute left as Reid earned a steal and layup to make the score 37-36 in favor of UB. Katherine Ups and Dillard closed the quarter with triples to send UB to the locker room leading 43-38.

Dillard took over to start the third quarter as she helped spark a 13-2 run out of the locker room. Dillard knocked down a triple to open the quarter before hitting a step back jumper that made a defender fall and she capped the run with another deep ball to give UB the 55-40 lead. Katherine Ups finished off a layup and free throw before Dillard and Reid knocked down triples to send the game to the fourth with UB leading 71-58.

Cassie Oursler opened the final quarter with back-to-back jumpers to extend the UB lead to 75-60 and the Bulls never looked back. Wilkins drilled her fifth triple of the game to give UB the 82-66 lead before Summer Hemphill got involved and scored four straight points to give the Bulls their largest lead of the game, 96-70. Theresa Onwuka finished off the scoring in the final quarter as she made a layup to give Buffalo the 102-79 victory.

Off the bench, Wilkins was able to net a career-high 23 points and three rebounds as she went 7-for-10 from the floor and 5-for-8 from behind the arc. Reid continued her strong play, finishing with 19 points, eight assists, four rebounds and two steals while playing 39 minutes. Katherine Ups played great defensively while netting eight points, seven rebounds (five offensive) and five assists.

As a team, Buffalo shot 53.2% from the floor while going 14-for-27 from behind the arc. The Bulls also forced 16 turnovers and they scored 25 points off of those USF turnovers. UB turned 11 offensive rebounds into 18 seconds chance points while the Bulls continued to dominate in the open court, winning the fast break category, 10-4.

### Official Basketball Box Score -- Game Totals -- Final Statistics

#### Buffalo vs South Florida

03/17/18 1:30 pm at the Tucker Center - Tallahassee, FL

#### Buffalo 102 • 28-5 (16-2 MAC)

#	Player					Total	3-Ptr			Rebounds			PF	TP	A	TO	Bl	Stl	Min
						FG-FG	FG-FG	FT-FT	Off	De	To								
00	HEMPHILL, Summer	f				2-3	0-0	4-4	0	5	5	4	8	1	2	2	1	20	
31	OURSLE, Cassie	c				3-8	0-0	0-0	0	3	3	2	6	0	2	1	0	17	
01	REID, Stephanie	g				7-16	1-2	4-4	3	1	4	3	19	8	3	0	2	39	
05	UPS, Katherine	g				2-3	1-2	3-3	5	2	7	2	8	5	1	0	1	33	
24	DILLARD, Cierra	g				11-18	7-13	7-8	1	5	6	0	36	2	3	0	1	38	
03	UPS, Liisa					0-0	0-0	0-0	0	0	0	0	0	0	0	0	2		
11	ONWUKA, Theresa					1-1	0-0	0-1	0	0	0	0	2	0	0	0	1		
12	WILKINS, Courtney					7-10	5-8	4-4	1	2	3	0	23	1	1	1	1	27	
13	JONES, Autumn					0-2	0-0	0-0	0	0	0	0	0	0	0	0	0	12	
21	SUCHAN, Mariah					0-0	0-0	0-0	0	0	0	2	0	0	0	0	8		
32	MORRISON, Brittany					0-1	0-0	0-0	1	1	2	0	0	0	0	0	3		
	Team								0	2	2								
Totals						33-62	14-27	22-24	11	21	32	13	102	17	12	4	6	200	

1st - FG %:	5-15	33.3%	2nd:	13-21	61.9%	3rd:	9-16	56.3%	4th:	6-10	60.0%	Game:	33-62	53.2%
3FG %:	1-5	20.0%		6-9	66.7%		5-8	62.5%		2-5	40.0%		14-27	51.9%
FT %:	0-0	0.0%		0-0	0.0%		5-5	100.0		17-19	89.5%		22-24	91.7%

#### South Florida 79 • 26-8 (13-3 AAC)

#	Player					Total	3-Ptr	Rebounds							PF	TP	A	TO	Bl	Stl	Min
						FG-FG	FG-FG	FT-FT	Off	De	To										
12	Jespersen, Maria	f				8-16	1-4	6-6	5	6	11	4	23	1	2	0	0	0	39		
54	Rader, Alyssa	f				1-2	0-0	0-0	1	1	2	0	2	0	2	0	0	12			
10	Ferreira, Laura	g				1-4	0-3	1-2	0	1	1	4	3	3	3	0	2	40			
22	Flores, Laia	g				4-9	1-3	0-0	0	3	3	3	9	3	4	0	2	38			
33	Laksa, Kitija	g				11-23	5-12	1-1	0	2	2	5	28	2	3	0	0	39			
04	Prieto, Alba					0-0	0-0	0-0	0	0	0	0	0	0	0	0	1				
05	Blagmon, Vanessa					0-1	0-1	0-0	0	0	0	1	0	0	0	0	2				
12	Leverett, Shae					1-1	0-0	0-0	1	0	1	0	2	0	1	0	0	4			
23	Henshaw, Tamara					6-7	0-0	0-0	3	4	7	4	12	2	1	0	0	25			
Team									0	2	2										
Totals						32-63	7-23	8-9	10	19	29	21	79	11	16	0	4	200			

1st - FG %:	7-17	41.2%	2nd:	8-13	61.5%	3rd:	9-14	64.3%	4th:	8-19	42.1%	Game:	32-63	50.8%
3FG %:	2-8	25.0%		2-5	40.0%		1-1	100.0		2-9	22.2%		7-23	30.4%
FT %:	4-4	100.0		0-0	0.0%		1-1	100.0		3-4	75.0%		8-9	88.9%

Officials: Dee Kantner, Talisa Green, Mark Resch

Technical fouls: Buffalo-None. South Florida-None.

Attendance: 3507

2018 NCAA Division I Women's Basketball Championship - First Round

#11-seed Buffalo advances to face #3-seed Florida State in Monday's 2nd Round

Score by periods	1st	2nd	3rd	4th	Total
Buffalo	11	32	28	31	102
South Florida	20	18	20	21	79

Points	In	Off	2nd	Fast
BUF	Paint	T/O	Chance	Break
22	25	18	10	
38	9	8	4	



# NCAA TOURNAMENT APPEARANCES

## Second Round vs. #3 Florida State (3/19/18)



### Bulls Upset Third-Seeded Florida State To Advance To Sweet 16

**TALLAHASSEE, FL** – The historic season of the University at Buffalo women's basketball team continued on Monday night after the Bulls steamrolled past third-seeded Florida State, 86-65, in the second round of the NCAA Tournament at the Tucker Center in Tallahassee, FL. The Bulls became just the third team in Mid-American Conference history to advance to the Sweet 16, joining the 2007 Bowling Green Falcons and Central Michigan, who also advanced this year.

"I am so grateful to be with these young ladies who teach me every day that every day I have to bring something different because they're such ferocious learners and they want it so desperately," head coach Felisha Legette-Jack said. "Not necessarily to win, but to tell their story. I'm so honored to coach these young ladies. They took a broken coach and they took her to the Sweet 16."

Mariah Suchan made a free throw to break a 28-all tie with 1:43 left in the half and the Bulls never trailed again. Sparked by eight points from Cierra Dillard, the Bulls finished the half on an 11-2 scoring run to take a 39-30 lead at the break. The nine-point halftime advantage was even more impressive considering star point guard Stephanie Reid spent most of the second quarter on the bench with foul trouble.

The Bulls opened the third quarter on a 7-2 scoring run, capped by a Reid driving layup to extend their lead to 46-32. Buffalo never let its foot off the gas and a pair of Cassie Oursler free throws gave the Bulls a 59-45 lead at the end of the third quarter.

The Seminoles would get as close as 13 points in the fourth quarter, but never threatened. Courtney Wilkins drained a three-pointer to give the Bulls a 23-point lead – their largest of the game.

All five UB starters scored in double-figures, led by Dillard's 22. Summer Hemphill notched a double-double with 17 points and a game-high 11 rebounds. Reid had 18 points and Oursler and Katherine Ups added 12 and 11 points, respectively.

Buffalo's stingy defense was the key to this victory. The Bulls forced 17 turnovers and held the Seminoles, a team that entered the game averaging 81 points per contest, to 34 percent shooting, including just 3-of-25 from beyond the arc. UB held Florida State to just 29 percent shooting in the second half.

"We take a lot of pride in our defense and we knew today that was going to be such a huge emphasis for us," Reid said. "We held them to 65 points, when they score a lot; knowing coming into that game, they score a lot. I thought we did really well controlling the pace today and we just locked in on our defense and I think that really helped us get this in."

"It's one-ness. Coach always preaches to us that we do this as a team," Dillard said. "The thing about Buffalo is that no one person is standing on their own. We do this as 14 strong, we do this as five coaches strong. We do this as a staff strong. This is one-ness and this is what it's about. To be an 11-seed going to the Sweet 16, not many teams do that. I heard earlier that this is the year of upsets. To be a part of this year and to be apart of the NCAA Tournament, not just the men but the women's side too, and to be a part of the MAC, who is doing some great things right now, is what it is, it is one-ness. I'm so amazed to be a part of this and I'm amazed to be back as a New York state hometown kid. To be a part of putting your state on the map, being a part of Buffalo, is what it is, it's one-ness."

#### Official Basketball Box Score – Game Totals – Final Statistics

##### Buffalo vs Florida State

03/19/18 6:45 pm at the Tucker Center - Tallahassee, Florida

##### Buffalo 86 • 29-5 (16-2 MAC)

#	Player		Total		3-Ptr	Rebounds					PF	TP	A	TO	Bl	Stl	Min
			FG-FG	FG-FG		FT-FT	Off	De	To								
00	HEMPHILL, Summer	f	6-8	0-0	5-6	6	5	11	2	17	2	4	2	2	39		
31	OURSLE, Cassie	c	5-7	0-0	2-2	3	4	7	5	12	0	1	1	0	26		
01	REID, Stephanie	g	6-12	0-1	6-6	0	2	2	3	18	2	7	0	0	34		
05	UPS, Katherine	g	3-8	3-6	2-2	0	1	1	4	11	1	2	0	2	36		
24	DILLARD, Cierra	g	6-13	1-8	9-10	2	5	7	0	22	5	1	0	3	39		
03	UPS, Liisa	g	0-0	0-0	0-0	0	1	1	0	0	0	0	0	0	3		
12	WILKINS, Courtney	g	1-3	1-3	0-0	0	1	1	1	3	0	0	0	1	6		
13	JONES, Autumn	g	0-5	0-3	0-0	0	0	0	2	0	0	0	0	1	6		
21	SUCHAN, Mariah	g	0-1	0-0	3-4	3	1	4	1	3	0	1	0	1	11		
Team						0	2	2									
Totals			27-57	5-21	27-30	14	22	36	18	86	10	16	3	10	200		

1st - FG %:	9-14	64.3%	2nd: 6-18	33.3%	3rd: 6-12	50.0%	4th: 6-13	46.2%	Game: 27-57	47.4%
3FG %:	2-6	33.3%	0-6	0.0%	0-4	0.0%	1-4	25.0%	3-25	12.0%
FT %:	0-0	0.0%	7-8	87.5%	6-6	100.0	14-16	87.5%	27-30	90.0%

##### Florida State 65 • 26-7 (12-4 ACC)

#	Player		Total		3-Ptr	Rebounds					PF	TP	A	TO	Bl	Stl	Min
			FG-FG	FG-FG	FT-FT	Off	De	To									
20	Thomas, Shakayla	f	10-15	0-0	5-10	2	3	5	3	25	0	4	0	0	32		
25	Degbeon, Ama	f	2-4	0-0	0-0	5	2	7	4	4	1	3	0	0	24		
50	White, Chatrice	c	1-7	1-1	2-2	3	3	6	3	5	1	1	0	1	27		
04	Alix, AJ	g	3-12	1-8	4-5	1	0	1	1	11	4	2	1	4	35		
02	Wright, Imani	g	2-15	0-10	0-0	2	4	6	3	4	3	3	0	0	37		
12	Ekhomu, Nicki		1-7	0-2	2-2	5	2	7	5	4	2	3	0	1	23		
13	Woolfolk, Nausia		4-8	1-4	3-3	1	0	1	5	12	0	1	0	1	22		
Team						3	1	4									
Totals			23-68	3-25	16-22	22	15	37	24	65	11	17	1	7	200		

1st - FG %:	6-19	31.6%	2nd: 6-11	54.5%	3rd: 5-20	25.0%	4th: 6-18	33.3%	Game: 23-68	33.8%
3FG %:	2-10	20.0%	0-3	0.0%	0-4	0.0%	1-8	12.5%	3-25	12.0%
FT %:	2-2	100.0	2-4	50.0%	5-5	100.0	7-11	63.6%	16-22	72.7%

Officials: Dee Kantner, Eric Brewton, Talisa Green

Technical fouls: Buffalo-None. Florida State-None.

Attendance: 4119

2018 NCAA Division I Women's Basketball Championship - Second Round

Buffalo advances to face South Carolina in the Sweet 16 (Albany Regional)

Score by periods	1st	2nd	3rd	4th	Total
Buffalo	20	19	20	27	86
Florida State	16	14	15	20	65

Points	In	Off	2nd	Fast
BUF	28	17	14	6
FS	28	16	21	0

Last FG - BUF 4th-00:43, FS 4th-00:32.

Largest lead - BUF by 23 4th-00:43, FS by 4 1st-08:11.

BUF led for 28:46. FS led for 06:37. Game was tied for 04:37.

Score tied - 6 times.  
Lead changed - 3 times.



# NCAA TOURNAMENT APPEARANCES

## Albany Regional vs. #2 South Carolina (3/24/18)



### Bulls Fall In Sweet 16 To #2 South Carolina, 79-63

**ALBANY, NY** – The magical ride for the University at Buffalo women's basketball team came to an end on Saturday, but not before the Bulls gave defending national champion South Carolina all it could handle in a 79-63 Sweet 16 loss at the Albany Times Union Center. The size and athleticism of the Gamecocks proved to be too much for the Bulls.

"I'm so thrilled to go on this journey with these young ladies," said head coach Felisha Legette-Jack. "What fight, what character. They were so down and they just kept coming and believing and leaving it out there. I'm just really over the moon when it comes to these young ladies."

South Carolina's size, led by All-American A'ja Wilson, was the difference. The Gamecocks outrebounded the Bulls, 48-21, and scored 20 second-chance points and 52 points in the paint. Wilson, picked by many to be the top pick in the upcoming WNBA draft, finished with 20 points and 13 rebounds.

Buffalo was led by Cierra Dillard who scored 29 points, including four three-pointers. She sparked the Bulls early with 13 points first-quarter points to help UB hold a 17-16 lead after the first stanza.

South Carolina started to establish inside position in the second quarter to outscore the Bulls, 24-14. Stephanie Reid drained a three-pointer right before the halftime horn to cut the South Carolina lead to 40-31.

The Bulls ratcheted up their trademark defensive intensity in the second half and a fast-break layup by Autumn Jones off a beautiful pass from Dillard cut the Bulls' deficit to five early in the fourth quarter. A jumper by Dillard in the lane cut the Gamecocks' advantage to 57-52 with 8:01 left. However, a 12-4 scoring run by South Carolina extended its lead to 68-56 with 4:05 remaining.

Back-to-back three-pointers by Dillard cut the deficit to 70-62 with 3:20 left, but the Bulls wouldn't get any closer and the Gamecocks pulled away for the victory.

Stephanie Reid and Cassie Oursler, both playing in their final games for the Bulls, finished with eight points apiece. Jones also scored eight points, including a pair of three-pointers. Summer Hemphill scored six points.

"Honestly, I couldn't be any more grateful to call Buffalo my second home," said senior Stephanie Reid. "I've had the best three and a half years here. I'm so grateful to Coach Jack. I'm so grateful to all the staff, past and present, that have been there, that have pushed me to where I am today."

Buffalo had 15 steals in the game and forced 26 South Carolina turnovers. However, the Bulls struggled to turn that great defense into offense as UB shot only 35 percent from the field for the game.

The loss capped the greatest season in Buffalo women's basketball history. The Bulls finished with a school-record 29 wins to only six losses and advanced to the Sweet 16 for the first time in school history.

#### Official Basketball Box Score -- Game Totals -- Final Statistics

#### Buffalo vs South Carolina

03/24/18 11:30 AM at Albany, New York (Times Union Center)

#### Buffalo 63 • 29-6

#	Player	Total		3-Ptr		Rebounds			PF	TP	A	TO	Bl	Stl	Min
		FG	FG	FG	FT	Off	De	To							
00	HEMPHILL, Summer	f	3-9	0-0	0-0	1	2	3	5	6	2	1	0	5	23
31	OURSLE, Cassie	c	4-10	0-0	0-0	0	4	4	4	8	1	3	2	2	36
01	REID, Stephanie	g	3-11	1-3	1-2	3	0	3	2	8	5	5	0	0	35
05	UPS, Katherine	g	0-2	0-1	0-0	0	1	1	2	0	1	1	0	2	30
24	DILLARD, Cierra	g	9-22	4-11	7-11	1	2	3	1	29	6	3	0	6	39
03	UPS, Liisa		0-0	0-0	0-0	0	0	0	0	0	0	0	0	0	1
12	WILKINS, Courtney		0-4	0-4	0-0	0	0	0	1	0	0	0	0	0	9
13	JONES, Autumn		3-6	2-5	0-0	0	0	0	2	8	0	0	0	0	17
21	SUCHAN, Mariah		2-4	0-0	0-0	1	0	1	2	4	0	0	0	0	10
Team						3	3	6							
Totals			24-68	7-24	8-13	9	12	21	19	63	15	13	2	15	200

1st - FG %:	6-17	35.3%	2nd:	5-17	29.4%	3rd:	7-15	46.7%	4th:	6-19	31.6%	Game:	24-68	35.3%
3FG %:	2-6	33.3%		3-9	33.3%		0-0	0.0%		2-9	22.2%		7-24	29.2%
FT %:	3-4	75.0%		1-2	50.0%		3-5	60.0%		1-2	50.0%		8-13	61.5%

#### South Carolina 79 • 29-6

#	Player	Total		3-Ptr		Rebounds			PF	TP	A	TO	Bl	Stl	Min
		FG	FG	FG	FT	Off	De	To							
22	WILSON, A'ja	f	7-16	0-0	6-7	4	9	13	4	20	3	8	3	2	33
35	JENNINGS, Alexis	f	7-11	0-0	6-6	4	5	9	1	20	1	3	0	0	28
04	CLINEY, Doniyah	g	6-8	0-0	0-0	0	2	2	2	12	1	1	0	0	27
10	JACKSON, Bianca	g	2-6	0-2	0-0	2	4	6	4	4	3	3	0	1	34
52	HARRIS, Tyasha	g	2-7	1-3	5-6	0	4	4	1	10	9	6	0	2	40
00	PATRICK, Victoria		0-0	0-0	0-0	0	0	0	1	0	0	0	0	0	4
21	HERBERT HARRIGAN		3-6	0-0	0-0	3	3	6	1	6	1	3	2	1	19
24	GRISSETT, LeLe		3-5	0-0	1-1	1	2	3	2	7	3	2	0	0	15
Team						2	3	5							
Totals			30-59	1-5	18-20	16	32	48	16	79	21	26	5	6	200

1st - FG %:	5-11	45.5%	2nd:	11-21	52.4%	3rd:	6-14	42.9%	4th:	8-13	61.5%	Game:	30-59	50.8%
3FG %:	0-0	0.0%		1-3	33.3%		0-2	0.0%		0-0	0.0%		1-5	20.0%
FT %:	6-6	100.0%		1-1	100.0%		3-4	75.0%		8-9	88.9%		18-20	90.0%

Officials: Michael McConnell, Thomas Danahar, In'Fini Robinson

Technical fouls: Buffalo-None. South Carolina-None.

Attendance: 10310

2018 NCAA Division 1 Women's Basketball Championship

Albany Regional Semifinal - #11 Buffalo vs. #2 South Carolina

Score by periods	1st	2nd	3rd	4th	Total
Buffalo	17	14	17	15	63
South Carolina	16	24	15	24	79

Points	In	Off	2nd	Fast
BUF	30	26	5	9
SC	52	17	20	10

Last FG - BUF 4th-03:20, SC 4th-01:13.

Largest lead - BUF by 5 1st-01:15, SC by 16 4th-00:41.

BUF led for 06:25. SC led for 31:58. Game was tied for 01:37.

Score tied - 1 time.  
Lead changed - 4 times.



# NCAA TOURNAMENT APPEARANCES

## First Round vs. #7 Rutgers (3/22/19)



### Bulls Upset #7 Rutgers 82-71, Advance to Second Round of NCAA Tournament

STORRS, CT – The University at Buffalo women's basketball team defeated Rutgers 82-71 in the first round of the NCAA Tournament at Gampel Pavilion on Friday. With the win, the Bulls improve to 24-9 on the year and become the first MAC women's team to win an NCAA Tournament game in back-to-back years since Toledo did it in 1991 and 1992.

Junior Summer Hemphill led the way for Buffalo with a game-high 23 points, while adding seven rebounds, two assists, two blocks and a steal. Cierra Dillard also cracked the 20-point plateau, pouring in 20 points while adding six assists, four rebounds and four steals. Also in double-figures were Hanna Hall and Autumn Jones with 12 points each. It marked the fourth straight game Buffalo had four players in double figures.

"I'm so fortunate to have a bunch of fighters who know what they are fighting for, head coach Felisha Legette-Jack said. "We just beat somebody today that I have so much respect for, both their history and their conference, all the things they stand for. But that team ran into a group of fighters. Fighters for their story, fighters for their sisterhood, fighters for something bigger than basketball and I am so grateful that I am in the locker room with a bunch of fighters who truly understand what this game is all about."

It was a battle to start with the two teams trading baskets early on, but a Dillard step back triple put UB up 13-12 at the first media timeout. After Rutgers tied the game 15-15 the Bulls opened up a 5-0 run, capped by a Dillard three, to take a 20-15 lead at the 2:25 mark. Rutgers answered with a 4-0 run but Hemphill countered with an and-one to take a 23-19 lead and Jones would end the quarter in dramatic fashion, banking home a triple at the buzzer to give UB a 27-21 lead after one. The Bulls shot 8-for-16 from the field, including 5-of-8 from beyond the arc, in the opening quarter.

Rutgers' Charise Wilson cut the UB lead to three early in the second quarter but the Bulls answered with a 5-0 run on a Hemphill bucket and Dillard three to extend the lead back to eight. The Scarlet Knights battled back, rattling off a 6-0 run to cut it to 34-32 but Jones scored on the other end to stop the bleeding as the Bulls maintained a 36-32 lead at the media timeout. Rutgers would stay hot out of the media, extending their run to 14-2 to take a 40-36 lead with 1:52 remaining in the half. The Bulls were held without a field goal for over five minutes but broke through in a big way courtesy of a Hall triple at the buzzer to cut the deficit to 43-41 at the break.

Rutgers opened the third quarter on an 8-2 run to take a 52-43 lead at the 8:14 mark. Buffalo clawed back, answering with a 10-0 run to retake the lead 53-52 at the 4:35 mark but Rutgers stopped the run with a three to take a 57-56 at the media timeout and then used a mini 4-0 run to take a 61-56 lead but Jones came up big again, draining her second triple of the game to cut the Scarlet Knights lead to 61-59 after three quarters of play.

The Bulls stayed tough, opening the fourth quarter on a 5-2 run to retake the lead 64-63 at the 8:08 mark and a Hemphill triple, just the fourth of her career, on the other side of a timeout put UB up 67-63 at the 7:12 mark. Rutgers would tie the game 69-69 but Hemphill had an immediate answer on the other end, powering up for the and-one to put UB up 71-69 at the final media timeout and then the Bulls put together a 5-2 run to go up 76-71 with 2:22 remaining and they would secure the victory from the charity stripe from there.

Buffalo shot 27-of-54 [50.0%] from the floor, 12-of-23 from beyond the arc, and converted 16-of-19 attempts from the free throw line, while holding Rutgers to just 4-of-21 from deep. The Bulls also won the rebounding battle 39-33.

Buffalo will face No. 2 Connecticut in the round of 32 on Sunday, March 24, at 7 pm.

### Official Basketball Box Score -- Game Totals -- Final Statistics

#### Buffalo vs Rutgers 03/22/19 4:30 pm at

#### Buffalo 82 • 24-9

#	Player		Total		3-Ptr		Rebounds			PF	TP	A	TO	Bl	Stl	Min
			FG	FG%	FG	FG%	FT	FT%	Off							
00	HEMPHILL, Summer	f	9-14	1-1	4-4		1	6	7	3	23	2	3	2	1	34
25	ADEYEYE, Adebola	f	2-2	0-0	0-0		3	2	5	4	4	0	2	1	0	10
10	HALL, Hanna	g	3-5	3-4	3-4		0	1	1	2	12	8	2	0	1	37
11	ONWUKA, Theresa	g	1-5	0-0	0-0		1	0	1	2	2	0	2	0	1	11
24	DILLARD, Cierra	g	6-17	4-11	4-6		0	4	4	1	20	6	5	0	4	40
02	DICKSON, Finess		0-0	0-0	0-0		0	0	0	0	0	0	1	0	0	3
12	WILKINS, Courtney		2-5	2-4	3-3		1	4	5	5	9	1	2	0	0	28
13	JONES, Autumn		4-5	2-3	2-2		0	3	3	0	12	1	1	0	0	29
32	MORRISON, Brittany		0-1	0-0	0-0		0	2	2	1	0	0	0	0	0	8
Team							6	5	11							
Totals			27-54	12-23	16-19		12	27	39	18	82	18	23	3	7	200

1st - FG %:	10-17	58.8%	2nd: 5-12	41.7%	3rd: 6-14	42.9%	4th: 6-11	54.5%	Game: 27-54	50.0%	Deadb	
3FG %:	5-8	62.5%	2-7	28.6%	3-5	60.0%	2-3	66.7%	12-23	52.2%	Rebour	
FT %:	2-3	66.7%	2-2	100.0	3-3	100.0	9-11	81.8%	16-19	84.2%	1	

#### Rutgers 71 • 22-10

#	Player		Total		3-Ptr		Rebounds			PF	TP	A	TO	Bl	Stl	Min
			FG-FG	FG-FG	FT-FT	Off	De	To								
35	Stasha Carey	f	9-13	0-0	2-3	5	6	11	2	20	1	1	0	1	32	
40	Victoria Harris	c	3-4	0-0	0-0	2	1	3	5	6	0	1	1	0	17	
01	Zipporah Broughton	g	3-10	1-7	1-1	0	3	3	0	8	6	0	0	1	35	
03	Charise Wilson	g	2-8	1-4	0-0	1	2	3	2	5	4	3	1	2	38	
24	Arella Guirantes	g	6-17	0-5	2-4	0	1	1	3	14	4	6	0	3	33	
02	Noga Peleg Pelc		0-0	0-0	0-0	0	1	1	0	0	1	0	0	0	1	
13	Mael Gilles		1-4	1-1	1-2	1	2	3	3	4	1	1	0	2	11	
31	Tekia Mack		4-10	1-4	1-3	2	1	3	4	10	0	1	0	0	29	
44	Jordan Wallace		1-2	0-0	2-2	0	0	0	1	4	0	1	0	0	4	
Team							5	0	5							
Totals			29-68	4-21	9-15	16	17	33	20	71	17	15	2	9	200	

1st - FG %:	8-16	50.0%	2nd: 9-19	47.4%	3rd: 7-18	38.9%	4th: 5-15	33.3%	Game: 29-68	42.6%	Deadb	
3FG %:	1-5	20.0%	2-5	40.0%	1-5	20.0%	0-6	0.0%	4-21	19.0%	Rebour	
FT %:	4-5	80.0%	2-5	40.0%	3-5	60.0%	0-0	0.0%	9-15	60.0%	2	

Officials: Eric Koch, Mark Resch, Felicia Grinter

Technical fouls: Buffalo-None. Rutgers-None.

Attendance:

2018-19 Women's Basketball. Round: 0. Buffalo vs Rutgers. Played at .

Score by periods		1st	2nd	3rd	4th	Total
Buffalo		27	14	18	23	82
Rutgers		21	22	18	10	71

Points		In	Off	2nd	Fast	Bench
BUF		26	21	8	7	21
RU		38	19	17	5	18

Last FG - BUF 4th-02:23, RU 4th-03:33.

Largest lead - BUF by 11 4th-00:10, RU by 9 3rd-08:14.

BUF led for 19:30. RU led for 18:05. Game was tied for 02:25.

Score tied - 7 times.

Lead changed - 11 times.

# NCAA TOURNAMENT APPEARANCES

## Second Round vs. #2 Connecticut (3/24/18)



### Bulls Valiant Comeback Falls Short in 84-72 Loss to Connecticut

STORRS, CT – The special season for the University at Buffalo women's basketball team came to an end on Sunday but not before the Bulls gave second-seeded Connecticut all it could handle in an 84-72 loss at Gampel Pavilion.

Senior Cierra Dillard ended her illustrious career in the blue and white with a game-high 29 points, including three triples, while adding seven rebounds, seven assists, and three steals. The 29 points was the most scored by an individual player against the Huskies this season.

"What a great team I have," head coach Felisha Legette-Jack said. "What fighters I have, what resiliency I was able to be a part of. They punched us and they tried to knock us out. That's what great teams do but tough teams don't let that punch define them, they keep coming back, they keep fighting. I think that we really went out there and did a tremendous job of getting the respect of the nation."

Autumn Jones got into double figures for the second straight game with 14 points and Summer Hemphill, Theresa Onwuaka and Brittany Morrison chipped in nine points each.

The Huskies were led by First-Team All-American forward Napheesa Collier who had a team-high 27 points and 16 rebounds. Christyn Williams (17 pts), Katie Lou Samuelson (17 pts) and Crystal Dangerfield (11 pts) also scored in double figures.

The Huskies threw the first punch, opening the game on a 9-0 run to force an early UB timeout and would extend it to 15-0 before Jones found Hemphill to put UB on the board at the 6:30 mark, but it did little to slow the Huskies as UConn took a 45-24 lead at the media timeout. UConn took its largest lead of the game, 48-24, at the 4:25 mark but there was no quit in the Bulls as they closed the half on a 13-4 run, connecting on 6-of-8 shots while holding the Huskies without a field goal over the last two plus minutes, to cut the lead to 52-37 at the break.

UConn charged ahead once again, opening the second quarter on an 11-2 run to take a 38-17 lead before an Onwuaka and-one stopped the bleeding to make it 38-20 at the 6:30 mark, but it did little to slow the Huskies as UConn took a 45-24 lead at the media timeout. UConn took its largest lead of the game, 48-24, at the 4:25 mark but there was no quit in the Bulls as they closed the half on a 13-4 run, connecting on 6-of-8 shots while holding the Huskies without a field goal over the last two plus minutes, to cut the lead to 52-37 at the break.

UConn continued to attack out of the break, opening the third quarter on a 5-2 run to take a 57-37 lead. Dillard drilled a triple to cut it to 59-42 at the 7:14 mark but the Huskies answered with an 8-2 run to take a 67-44 lead at the media timeout. The Bulls continued to fight, closing the quarter on an 11-6 run, with eight of those points coming from Hemphill and Dillard, to get the deficit to 73-55 at the end of the third.

Dillard led the Bulls on a 5-0 run to start the fourth to cut the lead to 73-60 and would extend it to a 9-2 run to make it 75-64 at the 6:53 mark and force a UConn timeout. Neither team scored over the next two plus minutes as the score remained the same at the final media timeout. Two Morrison free throws on the other side of the media cut the lead back to single digits, 75-66 but a Collier basket, the first UConn field goal in over five minutes, put the Huskies up 77-67 with 2:16 remaining. Dillard continued to battle, fighting through contact for a bucket to cut the lead back to eight, 79-71 with 1:10 to go but that would be as close as they would get as the Huskies held on for the victory.

The 12 point margin of victory was the closest for the Huskies at Gampel Pavilion since February 12, 2018 against Louisville. Buffalo won the battle of the boards 48-45. The 48 rebounds is tied for the most by a UConn opponent this season. The Bulls scored 15 points off of 14 UConn turnovers and converted 28 second chance points, but struggled offensively shooting just 32.9% from the field for the game and were outscored 40-28 in the paint.

"I definitely think that we fought hard," senior Cierra Dillard said. "A lot of people come in here and get blown out, a lot of ranked teams get beat. They can't say they walked over us. UConn can't say that Buffalo didn't give them a fight, that we laid down. I think if we had five more minutes we could have given them a run for their money."

### Official Basketball Box Score -- Game Totals -- Final Statistics

#### Buffalo vs UConn 03/24/19 7:00 pm at

#### Buffalo 72 • 24-10

#	Player	Pos	Total		3-Ptr		FT-FTA		Rebounds			PF	TP	A	TO	Blk	Stl	Min
			FG-FGA		FG-FGA		FT-FTA		Off	Def	Tot							
00	HEMPHILL, Summer	f	4-9		0-1		1-1		1	5	6	3	9	2	3	0	4	36
25	ADEYEEYE, Adebola	f	0-3		0-0		0-0		5	1	6	3	0	0	1	0	0	17
10	HALL, Hanna	g	0-1		0-1		0-0		0	0	0	2	0	0	3	0	0	11
11	ONWUKA, Theresa	g	4-10		0-0		1-2		5	1	6	0	9	1	3	0	0	16
24	DILLARD, Cierra	g	9-23		3-10		8-9		3	4	7	4	29	7	3	0	3	38
02	DICKSON, Finess		0-0		0-0		0-0		0	0	0	1	0	0	0	0	0	8
12	WILKINS, Courtney		1-4		0-3		0-0		1	1	2	4	2	0	0	0	0	18
13	JONES, Autumn		5-16		2-6		2-2		2	1	3	3	14	2	1	0	0	28
30	HAMILTON, Marissa		0-4		0-3		0-0		0	1	1	0	0	0	0	0	0	11
32	MORRISON, Brittany		2-6		0-0		5-6		5	5	10	5	9	0	0	0	1	17
Team									3	4	7							
Totals			25-76		5-24		17-20		25	23	48	25	72	12	14	0	8	200

1st - FG %:	5-20	25.0%	2nd: 10-22	45.5%	3rd: 6-20	30.0%	4th: 4-14	28.6%	Game: 25-76	32.9%	Deadball
3FG %:	1-5	20.0%	1-7	14.3%	2-6	33.3%	1-6	16.7%	5-24	20.8%	Rebounds
FT %:	4-4	100.0%	1-2	50.0%	4-4	100.0%	8-10	80.0%	17-20	85.0%	2

#### UConn 84 • 33-2

#	Player	Pos	Total		3-Ptr		FT-FTA		Rebounds			PF	TP	A	TO	Blk	Stl	Min
			FG-FGA		FG-FGA		FT-FTA		Off	Def	Tot							
03	Megan Walker	f	4-16		0-4		1-2		3	4	7	4	9	2	3	0	1	40
24	Napheesa Collier	f	12-15		0-0		3-7		5	11	16	4	27	8	4	3	2	40
05	Crystal Dangerfield	g	2-7		2-7		5-6		0	1	1	4	11	4	3	0	1	36
13	Christyn Williams	g	6-10		3-6		2-4		1	1	2	3	17	3	2	0	1	33
33	Katie Lou Samuelson	g	4-12		1-6		8-10		5	4	9	4	17	4	1	0	1	40
20	Olivia Nelson-Ododa		1-3		0-0		1-3		2	1	3	2	3	1	1	3	0	11
Team									2	5	7							
Totals			29-63		6-23		20-32		18	27	45	21	84	22	14	6	6	200

1st - FG %:	12-20	60.0%	2nd: 6-12	50.0%	3rd: 8-19	42.1%	4th: 3-12	25.0%	Game: 29-63	46.0%	Deadball
3FG %:	3-8	37.5%	1-5	20.0%	2-7	28.6%	0-3	0.0%	6-23	26.1%	Rebounds
FT %:	0-2	0.0%	12-16	75.0%	3-7	42.9%	5-7	71.4%	20-32	62.5%	5

Officials: Mark Resch,Pualani Spurlock,Felicia Grinter  
Technical fouls: Buffalo-MORRISON, Brittany. UConn-None.  
Attendance: 6390  
2018-19 Women's Basketball. Round: 0. Buffalo vs UConn. Played at .

Score by periods	1st	2nd	3rd	4th	Total
Buffalo	15	22	18	17	72
UConn	27	25	21	11	84

Points	In	Off	2nd	Fast	Bench
BUF	28	18	28	10	25
UConn	40	14	19	15	3

Last FG - BUF 4th-01:11, UCONN 4th-01:21.  
Largest lead - BUF None. UCONN by 24 2nd-04:25.  
BUF led for 00:00. UCONN led for 39:47. Game was tied for 00:13.

Score tied - 0 times.  
Lead changed - 0 times.



# NCAA TOURNAMENT APPEARANCES

## First Round vs. #4 Tennessee (3/19/22)



KNOXVILLE, TN – The University at Buffalo women's basketball team fought hard for 40 minutes but came up short as they fell to Tennessee 80-67 in the first round of the NCAA Tournament at on Saturday afternoon at Thompson-Boling Arena.

The Bulls were led by junior guard Dyaisha Fair who proved once again why she is one of the best players in the country as she scored a game-high 25 points to go with five rebounds, seven assists and two steals. Freshman Georgia Woolley impressed as well as she scored 15 points while adding three rebounds, three assists and a career-high seven steals. Graduate student Summer Hemphill scored eight points and grabbed 10 rebounds in her final game in the blue and white and Dominique Camp added nine points.

"I'm so proud of these young women," said head coach Felisha Legette-Jack. "They left it all out there. We fought so hard to figure out who we were and one thing that I know that we have is a sisterhood. Ten years from now they will be a force with which to be reckoned in our world. They are going to have this love, family, and sisterhood forever. I can't even put into words how incredibly proud I am of each and every one of them."

The Lady Vols scored on their first three possessions and would later get a steal and score to go up 8-0 and force a UB timeout at the seven minute mark. The Bulls answered with a 7-0 run as Hemphill got a big rebound and hit Fair for a transition three before Woolley followed with a steal and fastbreak layup and Fair got a floater to drop to cut the lead to one at the 4:41 mark. The Bulls' offense stalled out of the media timeout and Tennessee extended their lead to five before Fair knocked down a step-back triple to pull UB within two with just over a minute to play. Buffalo continued to attack as Camp hit Hemphill for an easy layup and Woolley drained a deep three at the buzzer to give the Bulls a 17-15 lead at the end of the first.

Woolley continued to heat up as she knocked down a spot put three off a UT turnover on the first possession of the second quarter, but the Lady Vols answered with an 8-0 run to retake the lead, 23-20, at the 7:20 mark. Back-to-back jumpers from Loren Christie and Fair cut the lead to one a minute later and then Fair hit Camp with a beautiful pass, resulting in a fastbreak bucket, to put UB up 26-25 at the 5:17 mark. The Bulls were held without a field goal for three minutes and Tennessee capitalized as they extended their lead to 31-28 before a pair of free throws by Hemphill cut the lead back to one with just over a minute to play and UT took 32-30 lead at the break.

Camp converted a mid-range jumper and Fair found Hemphill with a beautiful pass for a transition bucket to give UB a two-point lead early in the third quarter. Tennessee used a 6-0 run to go up 40-34 before Camp quieted the crowd with a three from the wing to cut the lead to three at the 6:17 mark and later, Fair made a runner off glass to keep it a one possession game at the media timeout. Adebola Adeyeye got her own rebound off a missed free throw and kicked it out to Fair who hit a three from the top of the key to tie the game at 42. The Lady Vols answered with a 6-0 run to go up 48-42 at the 3:21 mark but the Bulls continued to chip away as Fair stopped on a dime and dropped a mid-range jumper and later, Woolley got a steal and hit Camp for an easy layup to pull the Bulls within five with 2:38 to go in the quarter. The Buffalo offense hit a snag before Camp hit Fair for a transition three and Woolley poked the ball loose and converted the fastbreak layup to pull UB within four, but Jordan Walker banked home a floater at the buzzer to give Tennessee a 57-51 lead at the end of the third.

Fair curled off a screen and hit a three to pull UB back within five early in the fourth quarter, but the Lady Vols answered with an 10-0 run to go up 69-54 at the 6:49 mark. Hemphill powered up for a big offensive rebound putback and later Woolley knocked down a second chance three to cut the UT lead to 12 at the 4:43 mark. The Bulls held the Lady Vols scoreless for two minutes but only managed a pair of free throws on the offensive end as they trailed 73-63 with just over three minutes remaining. Tennessee used a 5-0 run to take their largest lead of the game, 78-63, at the two-minute mark before Fair snapped the UB scoring drought with a jumper at the 1:45 mark but the Bulls would get no closer than 13 the rest of the way.

The Lady Vols held a significant edge on the glass, but the Bulls were able to force Tennessee into 19 turnovers, scoring 19 points off those miscues, while also adding 21 fastbreak points. Despite UT's significant size advantage, UB was also able to grab 17 offensive rebounds and scored 26 points in the paint.

The Bulls finished the regular season with a 25-9 overall record, including tying a program-record with 16 Mid-American Conference wins and 14 home wins.



Official Basketball Box Score - Final  
Buffalo at Tennessee  
1979/2022 Thompson-Boling Arena, Knoxville, Tenn.  
NCAA Division I Women's Basketball Championship - First Round  
Game Time: 3:00 PM  
Game Duration: 1:57  
Attendance: 5,446

Buffalo - 67		Records: 25-9																Opponents: Purdue (Spurlock, Frank Giverson, Travis Jones)			
NO.	Name	Min	FG	3P	FT	Rebounds	Fouls	TP	AS	TO	ST	Blocks	+/-	Shooting By Period							
			M-A	M-A	M-A	OR DR TOT	PF PD					BS BA		1 <sup>st</sup>	FG%	2 <sup>nd</sup>	3 <sup>rd</sup>	4 <sup>th</sup>	FT%	GM	FT%
0	Summer Hemphill	F 40:00	3-10	0-1	2-2	8 2 10	4 1	8	2	2	3	0	-13	1 <sup>st</sup>	FG%	7-22	31.8%				
1	Loren Christie	F 17:26	1-2	0-1	0-0	0 4 4	2 1	2	0	2	0	1	-8	3 <sup>rd</sup>	FT%	0-0	0%				
2	Dyaisha Fair	G 38:46	10-28	5-13	0-2	1 4 5	0 6	25	7	2	2	0	-14	2 <sup>nd</sup>	FG%	5-15	33.3%				
4	Georgia Woolley	G 39:03	6-20	3-8	0-0	1 2 3	4 1	15	3	7	7	0	-11	3 <sup>rd</sup>	FT%	1-5	20.0%				
11	Dominique Camp	G 37:22	4-12	1-4	0-0	0 1 1	1 0	9	2	3	1	0	-16	4 <sup>th</sup>	FT%	2-2	100%				
25	Adebola Adeyeye	07:59	0-0	0-0	0-2	3 1 4	5 2	0	0	0	0	0	-3	3 <sup>rd</sup>	FG%	9-20	45.0%				
52	Elea Gaba	07:25	1-1	0-0	0-0	0 0 0	3 0	2	0	0	0	0	-2	3 <sup>rd</sup>	FT%	3-8	37.5%				
53	Jazmine Young	04:49	0-0	0-0	0-0	0 1 1	1 0	0	1	0	0	0	2	3 <sup>rd</sup>	FT%	0-2	0%				
23	Sarissa Wilson	07:10	1-2	0-0	4-4	2 1 3	3 2	6	1	0	0	0	0	4 <sup>th</sup>	FT%	5-18	27.8%				
Team						2 5 7		0	0	0	0	0		3 <sup>rd</sup>	FT%	2-9	22.2%				
Totals			26-75	9-27	6-10	17 21 38	23 13	67	16	16	13	1	0	-13	FT%	4-6	66.7%				
														GM	FG%	26-75	34.7%				
														3 <sup>rd</sup>	FT%	9-27	33.3%				
														FT%	6-10	60.0%					
														Technical Fouls: NONE				Dead Ball Rebounds: 1, 1			

Tennessee - 80		Records: 24-8																Opponents: Buffalo (Legette-Jack, Fair, Woolley, Camp, Hemphill)							
NO.	Name	Min	FG M-A	3P M-A	FT M-A	OR DR	TOT	Fouls PF	TP	AS	TO	ST	Blocks BS BA	+/-											
2	Alexus Dye	F 31:09	6-12	0-0	6-8	5	6	11	1	4	18	2	2	1	0	1	14	1 <sup>st</sup>	FG%	6-21	28.6%				
12	Rae Burrell	F 35:06	7-18	2-5	3-4	1	5	6	0	2	19	3	4	3	0	0	15	3 <sup>rd</sup>	FT%	0-3	0.0%				
20	Tamari Key	C 32:01	6-12	0-0	4-4	8	3	11	3	6	16	1	5	1	0	0	15	2 <sup>nd</sup>	FG%	7-20	35.0%				
4	Jordan Walker	G 31:51	4-12	0-4	5-6	2	5	7	4	5	13	4	1	1	0	0	9	3 <sup>rd</sup>	FT%	0-3	0.0%				
21	Tess Darby	G 19:14	0-5	0-3	0-0	1	2	3	0	0	0	1	0	0	0	0	8	4 <sup>th</sup>	FT%	3-5	60%				
1	Sara Puckett	15:30	3-4	1-1	0-1	1	3	4	1	2	7	1	0	0	0	0	4	3 <sup>rd</sup>	FG%	11-17	64.7%				
0	Brooklyn Miles	21:15	1-1	0-0	3-6	2	1	3	2	3	5	1	4	1	0	0	2	3 <sup>rd</sup>	FT%	2-4	50.0%				
5	Kalysa Wynn	08:56	0-2	0-0	0-0	1	2	3	2	0	0	2	2	0	0	0	1	4 <sup>th</sup>	FG%	1-2	50%				
11	Karoline Striplin	04:56	1-2	0-0	0-0	1	1	2	0	1	2	0	1	1	0	0	-4	4 <sup>th</sup>	FG%	4-10	40.0%				
10	Jessie Rennie	00:02	0-0	0-0	0-0	0	0	0	0	0	0	0	0	0	0	0	1	3 <sup>rd</sup>	FT%	1-3	33.3%				
Team						2	3	5			0	0						4 <sup>th</sup>	FG%	4-10	40.0%				
Totals			26-66	3-13	21-29	24	31	55	13	23	80	15	19	8	0	1	13	GM	FG%	26-66	41.2%				
																		3 <sup>rd</sup>	FT%	3-13	23.1%				
																		FT%	21-29	72.4%					
																		Technical Fouls: NONE				Dead Ball Rebounds: 2, 2			

BULLS		TENN		Points from		BULLS		TENN		Period by Period Scoring			
Biggest lead		3 (2 <sup>nd</sup> 6:09)		15 (4 <sup>th</sup> 6:48)		Turnovers		19		1st 2nd 3rd 4th TOT			
Best Shooting Run		2 (2 <sup>nd</sup> 6:09)		10 (4 <sup>th</sup> 6:48)		Paint		28		17 13 21 16 67			
Lead Changes		0		0		Second Chance		11		17 13 21 16 67			
Times Tied		3		3		Fast Breaks		21		15 17 25 23 60			
Time with Lead		04:16		34:38		Bench		8					





# CIERRA DILLARD

ROUND  
**2**

OVERALL  
**20**





#### Dillard Selected by Minnesota Lynx in Second Round of WNBA Draft

BUFFALO, NY – University at Buffalo senior guard Cierra Dillard was taken 20th overall in the second round of the WNBA draft by the Minnesota Lynx on Wednesday night. Dillard is the first player in Buffalo basketball history to be drafted.

Dillard is the fourth student-athlete drafted from the Mid-American Conference, joining Central Michigan's Crystal Bradford (2015 – Los Angeles Sparks), Ball State's Tamara Bowie (2003 – Washington Mystics) and Northern Illinois' Stephanie Raymond (2007 – Chicago Sky).

"Cierra is a dream come true," Buffalo head coach Felisha Legette-Jack said. "Coaches pray about adding a kid with character, high IQ, strong academics and someone that can play the game against anybody. Once you dream like that you almost laugh because it's so rare to get that full package. Cierra Dillard is the full package. Minnesota is getting a leader, a great teammate, a ferocious learner and a passionate player."

"It means the world," Dillard said. "With everything I've been through, all the struggles and trials, everything I've been through over the past two years, it's been a big turnaround in my life. I can't thank my family, my friends, my teammates, my coaches and all of my supporters who have helped me get to this point. It's a dream come true."

The Rochester, NY native led Buffalo to its second MAC title and second straight NCAA Tournament appearance in 2019 while earning MAC Tournament MVP honors after averaging 24.7 points, 5.3 assists and 4.0 rebounds over three games in Cleveland. The senior guard led the MAC and finished second in the nation in scoring at 25.2 points per game, while also leading the country in free throws made (233) and attempted (287). Dillard finished with 856 points on the season, setting the Mid-American Conference and UB single-season record. The 233 made free throws were also MAC and Buffalo single-season records. Dillard also set UB single-season records for scoring average (25.2), free throws attempted (287), field goals attempted (671) and three point field goals made and attempted (105-of-308).

Dillard finished her Buffalo career with a scoring average of 20.6 points per game over two seasons, a new program record. She amassed 2,205 career points across her stops with Massachusetts and the Bulls and currently ranks in the top five on the UB career records list in points (5th – 1,422), free throws made (3rd – 362), free throw percentage (3rd – 80.8), three point field goals made (4th – 190) and three point field goals attempted (4th – 554).

Dillard landed on numerous watch lists throughout the 2018-19 campaign including the Wade Trophy for the best player in women's basketball, the Citizen Naismith Trophy Watch List, the Dawn Staley Award for the country's top guard and Ann Meyers Drysdale Award honoring the nation's top shooting guard.

The Bulls guard was named MAC East Player of the Week six times this past season, setting a program record, and was also named ESPNW's Player of the Week in mid-January.

Minnesota finished the 2018 WNBA season with a 15-19 overall record and were the #8 seed in the WNBA playoffs, falling to the Los Angeles Sparks in the first round. The Lynx acquired four players in this year's draft including Dillard, UConn's Napheesa Collier, Notre Dame's Jessica Shepard and Minnesota's Kenisha Bell. The WNBA season is set to open May 24.





## Year-By-Year Records

Year	Record (Overall/Conference)	Home	Away	Neutral	OT	Coach
1966-67	15-6	n/a	n/a	n/a	n/a	Brenda Bolay
1967-68	4-4	2-1	2-3	0-0	0-0	Ree Kay Spaeth
1968-69	7-3	4-1	3-2	0-0	0-0	Ree Kay Spaeth
1969-70	7-1	3-1	4-0	0-0	0-0	Ree Kay Spaeth
1970-71	6-5	3-1	2-3	1-1	0-0	Cynthia Anderson
1971-72	5-8	2-2	3-4	0-2	1-0	Cynthia Anderson
1972-73*	n/a	n/a	n/a	n/a	n/a	Cynthia Anderson
1973-74*	8-3	n/a	n/a	n/a	n/a	Carolyn Thomas
1974-75	4-7	1-5	3-2	0-0	0-0	Carolyn Thomas
1975-76	11-7	4-0	5-5	2-2	0-0	Carolyn Thomas
1976-77	7-9	5-4	2-4	0-1	0-1	Elizabeth Cousins
1977-78	12-8	6-1	5-6	1-1	0-0	Elizabeth Cousins
1978-79	4-16	4-6	0-8	0-2	0-0	Elizabeth Cousins
1979-80	8-10	2-6	6-4	0-0	0-0	Linda O'Donnell
1980-81	9-11	4-4	5-7	0-0	0-1	Linda O'Donnell
1981-82	12-12	4-7	7-2	1-3	1-0	Linda O'Donnell
1982-83	15-11	10-3	3-6	2-2	0-0	Linda O'Donnell
1983-84	8-13 / 2-3 SUNYAC West	5-4	3-8	0-1	0-0	Ed Muto
1984-85	12-8 / 8-2 SUNYAC West (2nd)	8-2	4-6	0-0	0-0	Ed Muto
1985-86	7-16 / 4-6 SUNYAC West	4-8	3-7	0-1	0-0	Nan Harvey
1986-87	12-11 / 8-2 SUNYAC West (1st)	8-2	3-6	1-3	0-1	Nan Harvey
1987-88	9-14 / 5-6 Mideast	5-5	4-9	0-0	0-1	Nan Harvey
1988-89	15-13 / 7-5 Mideast	8-4	5-8	2-1	1-0	Nan Harvey
1989-90	14-14 / 6-6 Mideast	7-4	7-7	0-3	0-1	Nan Harvey
1990-91	16-11 / 7-3 Mideast	7-3	7-8	2-0	1-1	Sal Buscaglia
1991-92	23-6 / 10-2 East Coast (1st)	14-2	5-3	4-1	2-0	Sal Buscaglia
1992-93	13-13	7-3	6-9	0-1	1-1	Sal Buscaglia
1993-94	20-9 / 4-2 East Coast	14-4	6-4	0-1	0-0	Sal Buscaglia
1994-95	20-8 / 14-4 Mid-Con (T1st)	12-3	8-4	0-1	0-0	Sal Buscaglia
1995-96	23-8 / 13-5 Mid-Con (1st)	16-1	7-7	0-0	0-0	Sal Buscaglia
1996-97	22-6 / 10-4 Mid-Con (3rd)	11-1	9-3	2-2	0-0	Sal Buscaglia
1997-98	18-10 / 11-5 Mid-Con (3rd)	10-2	6-6	2-2	1-0	Sal Buscaglia
1998-99	15-12 / 8-8 MAC (4th, East)	10-2	4-10	1-0	1-1	Cheryl Dozier
1999-00	18-11 / 7-9 MAC (T4th, East)	7-6	10-3	1-2	1-1	Cheryl Dozier
2000-01	19-9 / 4-12 MAC (T2nd, East)	12-3	7-6	0-0	2-0	Cheryl Dozier
2001-02	9-19 / 4-12 MAC (6th, East)	5-8	3-10	1-1	0-0	Cheryl Dozier
2002-03	18-11 / 9-7 MAC (3rd, East)	9-5	8-4	1-2	2-1	Cheryl Dozier
2003-04	6-21 / 4-12 MAC (5th, East)	4-9	2-12	0-0	0-0	Cheryl Dozier
2004-05	4-24 / 2-14 MAC (6th, East)	4-8	0-16	0-0	0-1	Cheryl Dozier
2005-06	10-18 / 5-11 MAC (3rd, East)	4-11	6-6	0-1	0-2	Linda Hill-MacDonald
2006-07	10-19 / 5-11 MAC (5th, East)	5-8	3-10	2-1	0-2	Linda Hill-MacDonald
2007-08	15-15 / 8-8 MAC (4th, East)	7-7	8-7	0-1	1-0	Linda Hill-MacDonald
2008-09	8-24 / 2-14 MAC (6th, East)	4-9	1-12	3-3	0-3	Linda Hill-MacDonald
2009-10	7-23 / 3-13 MAC (6th, East)	4-8	3-13	0-2	1-2	Linda Hill-MacDonald
2010-11	16-16 / 8-8 MAC (3rd, East)	7-7	7-6	2-3	0-1	Linda Hill-MacDonald
2011-12	9-22 / 4-12 MAC (6th, East)	5-7	3-13	1-2	1-0	Linda Hill-MacDonald
2012-13	12-20 / 8-8 MAC (4th, East)	6-9	5-9	1-2	0-0	Felisha Legette-Jack
2013-14	17-13 / 10-8 MAC (3rd, East)	9-4	8-8	0-1	1-1	Felisha Legette-Jack
2014-15	19-13 / 11-7 MAC (3rd, East)	8-4	9-7	2-2	0-1	Felisha Legette-Jack
2015-16	20-14 / 8-10 MAC (3rd, East)	9-5	7-9	4-0	1-0	Felisha Legette-Jack
2016-17	22-10 / 10-8 MAC (3rd, East)	13-4	8-4	1-2	0-0	Felisha Legette-Jack
2017-18	29-6 / 16-2 MAC (1st, East)	12-0	10-4	7-2	1-1	Felisha Legette-Jack
2018-19	24-10 / 12-6 MAC (3rd East)	9-3	9-7	6-0	1-1	Felisha Legette-Jack
2019-20	19-12 / 9-9 MAC (4th East)	10-5	7-6	2-1	0-1	Felisha Legette-Jack
2020-21	15-9 / 11-6 MAC (4th)	6-2	8-6	1-1	0-0	Felisha Legette-Jack
2021-22	25-9 / 16-4 MAC (2nd)	14-1	7-6	4-2	0-2	Felisha Legette-Jack
2022-23	12-16 / 7-11 MAC (8th)	6-7	6-8	0-1	0-1	Becky Burke

**Totals**    **744-657**    **379-232**    **282-353**    **60-63**    **21-29**

\* records incomplete for the 1972-73 and 1973-74 seasons



**Elizabeth Cousins**



**Nan Harvey**



**Sal Buscaglia**



**Felisha Legette-Jack**

## Coaching Records

Coach	Record (Pct.)
Felisha Legette-Jack (2012-22)	202-116 (.635)
Sal Buscaglia (1990-98)	155-71 (.685)
Cheryl Dozier (1998-05)	89-107 (.454)
Linda Hill-MacDonald (2005-12)	75-137 (.354)
Nan Harvey (1985-90)	57-68 (.456)
Linda O'Donnell (1979-83)	44-44 (.500)
Carolyn Thomas (1973-76)	23-17* (.575)
Elizabeth Cousins (1976-79)	23-33 (.411)
Ed Muto (1983-85)	20-21 (.488)
Ree Kay Spaeth (1967-70)	18-8 (.692)
Brenda Bolay (1966-67)	15-6 (.714)
Becky Burke (2022-23)	12-16 (.429)
Cynthia Anderson (1970-73)	11-13* (.458)

\*records incomplete for the 1972-73 and 1973-74 seasons

## Alumni Arena Attendance Records

1. November 17, 2000 (Buffalo 95, North Carolina 89)	4,017
2. March 2, 2019 (Buffalo 86, Miami 61)	3,509
3. December 21, 2018 (Stanford 62, Buffalo 55)	3,412
4. February 3, 2019 (Central Michigan 100, Buffalo 95)	3,369
5. November 18, 2005 (Canisius 77, Buffalo 61)	3,218
6. December 13, 1986 (Buffalo 62, Buffalo State 57)	3,163
7. December 11, 2004 (Niagara 68, Buffalo 65, OT)	3,142
8. February 24, 2018 (Buffalo 70, Ohio 53)	3,128
9. November 15, 2008 (Buffalo 87, Niagara 62)	2,936
10. January 17, 2009 (Miami 68, Buffalo 61)	2,741
11. March 3, 2018 (Buffalo 74, Bowling Green 38)	2,681
12. March 7, 2020 (Buffalo 72, Kent State 58)	2,698
13. January 11, 2020 (Ohio 76, Buffalo 65)	2,634
14. March 9, 2022 (Buffalo 81, Bowling Green 62)	2,575
15. February 9, 1985 (Buffalo 59, Brockport 47)	2,500



**DYAISHA FAIR**

2019-Pres • 1,239 points

Year	G	Pts.	Avg.
19-20	30	660	22.0
20-21	24	579	24.1
21-22	34	796	23.4
<b>Totals</b>	<b>88</b>	<b>2,035</b>	<b>23.1</b>

**KOURTNEY BROWN**

2006-11 • 1,995 points

Year	G	Pts.	Avg.
06-07	29	220	7.6
08-09	32	532	16.6
09-10	30	535	17.8
10-11	32	708	22.1
<b>Totals</b>	<b>123</b>	<b>1,995</b>	<b>16.2</b>

**BRENNA DOTY**

1993-97 • 1,703 points

Year	G	Pts.	Avg.
93-94	29	268	9.2
94-95	28	442	15.8
95-96	31	506	16.3
96-97	28	487	17.4
<b>Totals</b>	<b>116</b>	<b>1,703</b>	<b>14.7</b>

**TIFFANY BELL**

1997-01 • 1,632 points

Year	G	Pts.	Avg.
97-98	25	209	8.4
98-99	27	413	15.3
99-00	26	493	19.0
00-01	28	517	18.5
<b>Totals</b>	<b>106</b>	<b>1,632</b>	<b>15.4</b>

**BRITTANY HEDDERSON**

2008-12 • 1,462 points

Year	G	Pts.	Avg.
08-09	32	202	6.3
09-10	24	286	11.9
10-11	32	343	10.7
11-12	31	631	20.4
<b>Totals</b>	<b>120</b>	<b>1,462</b>	<b>12.2</b>

**CIERRA DILLARD**

2017-19 • 1,422 points

Year	G	Pts.	Avg.
17-18	35	566	16.2
18-19	34	856	25.2
<b>Totals</b>	<b>69</b>	<b>1,422</b>	<b>20.6</b>

**SUMMER HEMPHILL**

2016-22 • 1,417 points

Year	G	Pts.	Avg.
16-17	32	191	6.0
17-18	35	352	10.1
18-19	26	376	14.5
20-21	7	57	8.1
21-22	34	441	13.0
<b>Totals</b>	<b>134</b>	<b>1,417</b>	<b>10.6</b>

**HEATHER TURNER**

2004-08 • 1,412 points

Year	G	Pts.	Avg.
04-05	28	311	11.1
05-06	28	401	14.3
06-07	29	351	12.1
07-08	29	349	12.0
<b>Totals</b>	<b>114</b>	<b>1,412</b>	<b>12.4</b>

**JOANNA SMITH**

2013-17 • 1,395 points

Year	G	Pts.	Avg.
13-14	23	44	1.9
14-15	32	179	5.6
15-16	34	621	18.3
16-17	32	551	17.2
<b>Totals</b>	<b>121</b>	<b>1,395</b>	<b>11.5</b>

**LYNETTE BUBEL**

1989-93 • 1,383 points

Year	G	Pts.	Avg.
89-90	28	243	8.7
90-91	27	343	12.7
91-92	29	394	13.6
92-93	26	403	15.5
<b>Totals</b>	<b>110</b>	<b>1,383</b>	<b>12.6</b>

**JESSICA KOCHENDORFER**

2000-04 • 1,275 points

Year	G	Pts.	Avg.
00-01	28	206	7.4
01-02	28	401	14.3
02-03	27	324	12.0
03-04	25	344	13.8
<b>Totals</b>	<b>108</b>	<b>1,275</b>	<b>11.8</b>

**KRISTEN SHARKEY**

2010-15 • 1,264 points

Year	G	Pts.	Avg.
10-11	26	84	3.2
12-13	32	285	8.9
13-14	30	441	14.7
14-15	32	454	14.2
<b>Totals</b>	<b>120</b>	<b>1,264</b>	<b>10.5</b>

**MACKENZIE LOESING**

2012-15 • 1,243 points

Year	G	Pts.	Avg.
12-13	32	370	11.6
13-14	29	473	16.3
14-15	30	400	13.3
<b>Totals</b>	<b>91</b>	<b>1,243</b>	<b>13.7</b>

**STEPHANIE REID**


2014-18 • 1,218 points

Year	G	Pts.	Avg.
14-15	19	127	6.7
15-16	34	349	10.3
16-17	32	368	11.5
17-18	31	374	12.1
<b>Totals</b>	<b>116</b>	<b>1,218</b>	<b>10.5</b>

**CHARISSA GARDNER**

1994-98 • 1,173 points

Year	G	Pts.	Avg.
94-95	28	132	4.7
95-96	31	349	11.3
96-97	28	324	11.6
97-98	28	368	13.1
<b>Totals</b>	<b>115</b>	<b>1,173</b>	<b>10.2</b>

**MARI McCLURE**

1997-01 • 1,156 points

Year	G	Pts.	Avg.
97-98	28	99	3.5
98-99	26	340	13.1
99-00	29	265	9.1
00-01	28	452	16.1
<b>Totals</b>	<b>111</b>	<b>1,156</b>	<b>10.4</b>

**JESSICA FORTMAN**

2007-11 • 1,150 points

Year	G	Pts.	Avg.
07-08	29	230	7.9
08-09	32	340	10.6
09-10	30	305	10.2
10-11	31	275	8.9
<b>Totals</b>	<b>122</b>	<b>1,150</b>	<b>9.4</b>

**STEPHANIE BENNETT**

2004-08 • 1,128 points

Year	G	Pts.	Avg.
04-05	28	165	5.9
05-06	28	250	8.9
06-07	29	324	11.2
07-08	30	389	13.0
<b>Totals</b>	<b>115</b>	<b>1,128</b>	<b>9.8</b>





**JANET LILLEY**  
1977-81 • 1,127 points

Year	G	Pts.	Avg.
77-78	14	175	12.5
78-79	15	258	17.2
79-80	18	316	17.6
80-81	20	378	14.5
<b>Totals</b>	<b>67</b>	<b>1,127</b>	<b>16.8</b>




**CAROLINE HOFER**  
1984-88 • 1,113 points

Year	G	Pts.	Avg.
84-85	20	101	5.1
85-86	23	289	12.6
86-87	23	395	17.2
87-88	23	328	14.3
<b>Totals</b>	<b>89</b>	<b>1,113</b>	<b>12.5</b>



**BROOKE MEUNIER**  
2002-06 • 1,101 points

Year	G	Pts.	Avg.
02-03	27	118	4.4
03-04	27	320	11.9
04-05	27	283	10.5
05-06	28	380	13.6
<b>Totals</b>	<b>109</b>	<b>1,101</b>	<b>10.1</b>



**BRANDIE KARHOFF**  
1988-92 • 1,100 points

Year	G	Pts.	Avg.
88-89	27	329	12.7
89-90	28	200	7.1
90-91	27	322	11.9
91-92	28	249	9.6
<b>Totals</b>	<b>110</b>	<b>1,100</b>	<b>10.0</b>



**TRISH RYAN**  
1988-92 • 1,095 points

Year	G	Pts.	Avg.
88-89	28	202	7.2
89-90	28	223	7.9
90-91	27	353	13.1
91-92	29	317	10.9
<b>Totals</b>	<b>112</b>	<b>1,095</b>	<b>9.8</b>



**CATHERINE JACOB**  
1995-99 • 1,072 points

Year	G	Pts.	Avg.
95-96	31	219	7.1
96-97	28	308	11.0
97-98	28	319	11.4
98-99	27	226	8.4
<b>Totals</b>	<b>114</b>	<b>1,072</b>	<b>9.4</b>



**KIM COON**  
1995-99 • 1,038 points

Year	G	Pts.	Avg.
95-96	31	243	7.8
96-97	27	336	12.4
97-98	26	164	6.3
98-99	26	295	11.3
<b>Totals</b>	<b>110</b>	<b>1,038</b>	<b>9.4</b>




**THERESA ONWUKA**  
2016-20 • 1,025 points

Year	G	Pts.	Avg.
16-17	32	178	5.6
17-18	32	74	2.3
18-19	34	318	9.4
19-20	31	455	14.7
<b>Totals</b>	<b>129</b>	<b>1,025</b>	<b>7.95</b>



**KIM KILPELA**  
1999-04 • 1,005 points

Year	G	Pts.	Avg.
99-00	28	289	10.3
01-02	20	177	8.9
02-03	28	238	8.5
03-04	27	301	11.1
<b>Totals</b>	<b>103</b>	<b>1,005</b>	<b>9.8</b>



**LORRIE DRENNEN**  
1989-93 • 1,000 points

Year	G	Pts.	Avg.
89-90	25	199	7.9
90-91	27	208	7.7
91-92	27	251	9.3
92-93	26	342	13.2
<b>Totals</b>	<b>105</b>	<b>1,000</b>	<b>9.5</b>





## All-Time Award Winners

## PRESEASON HONORS

## Mid-American Conference

Tiffany Bell, 2000-01  
 Jessica Kochendorfer, 2002-03  
 Jessica Kochendorfer, 2003-04  
 Heather Turner, 2006-07  
 Heather Turner, 2007-08  
 Kourtney Brown, 2009-10  
 Kourtney Brown, 2010-11  
 Mackenzie Loesing, 2013-14  
 Mackenzie Loesing, 2014-15  
 Kristen Sharkey, 2014-15  
 JoAnna Smith, 2016-17  
 Stephanie Reid, 2016-17  
 Stephanie Reid, 2017-18  
 Cierra Dillard, 2018-19  
 Summer Hemphill, 2018-19  
 Summer Hemphill, 2019-20  
 Dyaisha Fair, 2020-21  
 Summer Hemphill, 2020-21  
 Dyaisha Fair, 2021-22

## Mid-Continent Conference

Brenna Doty, 1996-97  
 Kim Coon, 1997-98

## ACADEMIC HONORS

## MAC Academic Honor Roll

Tiffany Bell, 1999-2000, 2000-01  
 Mari McClure, 1999-2000, 2000-01  
 Sonia Ortega, 1999-2000, 2000-01  
 Tara Perrier, 1999-2000, 2000-01  
 Deb Sellan, 2000-01  
 Virginia Jennings, 2001-02  
 Jessica Kochendorfer, 2001-02, 2003-04  
 Rachel Martin, 2001-02  
 Kate McMeeken-Ruscoe, 2001-02  
 Jana Richtrova, 2001-02  
 Allison Bennett, 2003-04  
 Talia Merlino, 2003-04  
 Brooke Meunier, 2003-04  
 Belinda Gibb, 2003-04

## Academic All-MAC

Catherine Jacob, Honorable Mention, 1998-99  
 Kate McMeeken-Ruscoe, 2002-03  
 Kourtney Brown, 2008-11  
 Jessica Fortman, 2010-11  
 Ashley Zuber, 2010-11  
 Teresa Semalulu, 2011-12  
 Mackenzie Loesing, 2013-14, 2014-15  
 Kristen Sharkey, 2013-14, 2014-15  
 Alexus Malone, 2014-15  
 Liisa Ups, 2015-16, 2016-17, 2017-18  
 Katherine Ups, 2015-16, 2016-17, 2017-18  
 Mariah Suchan, 2015-16, 2016-17, 2017-18  
 Ayoleka Sodade, 2016-17, 2017-18, 2018-19  
 Cassie Oursler, 2017-18  
 Theresa Onwuika, 2017-18, 2018-19, 2019-20  
 Cierra Dillard, 2017-18  
 Hanna Hall, 2018-19, 2019-20, 2020-21  
 Brittany Morrison, 2018-19  
 Keowa Walters, 2019-20, 2020-21  
 Loren Christie, 2020-21  
 Elea Gaba, 2020-21  
 Adebola Adeyeye, 2021-22  
 Summer Hemphill, 2021-22

## Academic All-District

Catherine Jacob, First Team, 1996-97  
 Catherine Jacob, First Team, 1997-98  
 Catherine Jacob, First Team, 1998-99  
 Mari McClure, First Team, 2000-01  
 Kourtney Brown, Second Team, 2010-11

## NCAA Postgraduate Scholarship

Michelle Stiles, 1985

## MAC PLAYER OF THE WEEK

Tiffany Bell, February 8, 1999 (Defensive)  
 Tiffany Bell, December 13, 1999 (Offensive)  
 Tara Perrier, January 10, 2000 (Offensive)  
 Mari McClure, November 20, 2000  
 Tiffany Bell, November 27, 2000  
 Tiffany Bell, December 4, 2000  
 Tiffany Bell, December 11, 2000  
 Tiffany Bell, January 29, 2001  
 Tiffany Bell, February 12, 2001  
 Virginia Jennings, December 24, 2001  
 Jessica Kochendorfer, December 23, 2002  
 Kim Kilpela, January 20, 2003  
 Kate McMeeken-Ruscoe, February 24, 2003  
 Kate McMeeken-Ruscoe, March 3, 2003  
 Jessica Kochendorfer, January 19, 2004  
 Brooke Meunier, December 5, 2005  
 Heather Turner, December 19, 2005

Heather Turner, January 2, 2006  
 Brooke Meunier, February 27, 2006  
 Belinda Gibb, November 22, 2006  
 Heather Turner, February 12, 2007  
 Kourtney Brown, December 1, 2008  
 Kourtney Brown, February 9, 2009  
 Kourtney Brown, March 2, 2009  
 Kourtney Brown, November 16, 2009  
 Jessica Fortman, December 28, 2009  
 Kourtney Brown, January 4, 2010  
 Kourtney Brown, January 18, 2010  
 Kourtney Brown, February 8, 2010  
 Kourtney Brown, November 22, 2010  
 Kourtney Brown, January 17, 2011  
 Kourtney Brown, January 31, 2011  
 Kourtney Brown, February 28, 2011  
 Kourtney Brown, March 3, 2011  
 Brittany Hedderson, November 14, 2011  
 Brittany Hedderson, December 26, 2011  
 Mackenzie Loesing, January 14, 2013  
 Mackenzie Loesing, January 20, 2014  
 Kristen Sharkey, January 5, 2015  
 Kristen Sharkey, February 9, 2015  
 JoAnna Smith, December 1, 2015  
 JoAnna Smith, December 28, 2015  
 JoAnna Smith, January 11, 2016  
 JoAnna Smith, February 8, 2016  
 Stephanie Reid, February 29, 2016  
 JoAnna Smith, January 31, 2017  
 Cierra Dillard, December 19, 2017  
 Cierra Dillard, January 16, 2018  
 Cierra Dillard, January 23, 2018  
 Cassie Oursler, February 20, 2018  
 Cassie Oursler, February 27, 2018  
 Cierra Dillard, November 20, 2018  
 Cierra Dillard, November 27, 2018  
 Cierra Dillard, December 11, 2018  
 Cierra Dillard, January 15, 2019  
 Cierra Dillard, February 12, 2019  
 Cierra Dillard, March 5, 2019  
 Dyaisha Fair, November 19, 2019  
 Theresa Onwuika, December 3, 2019  
 Dyaisha Fair, December 31, 2019  
 Dyaisha Fair, January 7, 2020  
 Dyaisha Fair, January 21, 2020  
 Dyaisha Fair, March 9, 2020  
 Dyaisha Fair, December 15, 2020  
 Dyaisha Fair, December 29, 2020  
 Dyaisha Fair, January 19, 2021  
 Dyaisha Fair, February 23, 2021  
 Dyaisha Fair, November 30, 2021  
 Dyaisha Fair, January 4, 2022  
 Dyaisha Fair, January 11, 2022  
 Dyaisha Fair, February 22, 2022  
 Zakiyah Winfield, December 27, 2022  
 Re'Shawna Stone, February 20, 2023  
 Re'Shawna Stone, March 6, 2023

## POSTSEASON HONORS

## AP All-American

Kourtney Brown, Honorable Mention, 2010-2011  
 Cierra Dillard, Honorable Mention, 2018-2019  
 Dyaisha Fair, Honorable Mention, 2021-2022

## WBCA/Kodak All-American

Tiffany Bell, Honorable Mention, 1999-2000  
 Tiffany Bell, Honorable Mention, 2000-01

## Mid-American Conference Superlatives

Heather Turner, Freshman of the Year, 2004-05  
 Kourtney Brown, Player of the Year, 2010-11  
 Sonia Ortega, Defensive Player of the Year, 2000-01  
 Kourtney Brown, Defensive Player of the Year, 2009-10  
 Kourtney Brown, Defensive Player of the Year, 2010-11  
 Christa Baccas, Defensive Player of the Year, 2014-15  
 Mackenzie Loesing, Sixth Player of the Year, 2014-15  
 Dyaisha Fair, Freshman of the Year, 2019-20  
 Georgia Woolley, Freshman of the Year, 2021-22

## First Team All-MAC

Tiffany Bell, 2000-01  
 Kourtney Brown, 2009-10  
 Kourtney Brown, 2010-11  
 Brittany Hedderson, 2011-12  
 JoAnna Smith, 2015-16  
 Cierra Dillard, 2018-19  
 Dyaisha Fair, 2020-21  
 Dyaisha Fair, 2021-22

## Second Team All-MAC

Tiffany Bell, 1999-2000  
 Mari McClure, 2000-01  
 Kate McMeeken-Ruscoe, 2002-03  
 Stephanie Bennett, 2007-08  
 Kourtney Brown, 2008-09  
 Mackenzie Loesing, 2013-14  
 Kristen Sharkey, 2014-15  
 JoAnna Smith, 2016-17

Stephanie Reid, 2017-18  
 Cassie Oursler, 2017-18  
 Cierra Dillard, 2017-18  
 Summer Hemphill, 2018-19  
 Dyaisha Fair, 2019-20  
 Summer Hemphill, 2021-22  
 Re'Shawna Stone, 2022-23

## Third Team All-MAC

Heather Turner, 2005-06  
 Kristen Sharkey, 2013-14  
 Mackenzie Loesing, 2014-15  
 Stephanie Reid, 2015-16  
 Theresa Onwuika, 2019-20  
 Georgia Woolley, 2021-22

## Honorable Mention All-MAC

Tiffany Bell, 1998-99  
 Sonia Ortega, 1999-2000  
 Jessica Kochendorfer, 2001-02  
 Jessica Kochendorfer, 2003-04  
 Heather Turner, 2006-07  
 Heather Turner, 2007-08  
 Mackenzie Loesing, 2012-13  
 Christa Baccas, 2012-13  
 Christa Baccas, 2014-15

## All-MAC Freshman Team

Kim Kilpela, 1999-2000  
 Heather Turner, 2004-05  
 Jamie Schiebner, 2005-06  
 Kourtney Brown, 2008-09  
 Abby Dowd, 2009-10  
 Mackenzie Loesing, 2012-13  
 Alexus Malone, 2013-14  
 Summer Hemphill, 2016-17  
 Dyaisha Fair, 2019-20  
 Cheyenne McEvans, 2020-21  
 Georgia Woolley, 2021-22

## MAC All-Defensive Team

Stephanie Reid, 2015-16  
 Stephanie Reid, 2016-17  
 Stephanie Reid, 2017-18  
 Theresa Onwuika, 2019-20  
 Dyaisha Fair, 2020-21  
 Summer Hemphill, 2021-22

## MAC Tournament MVP

Stephanie Reid, 2015-16  
 Cierra Dillard, 2018-19  
 Dyaisha Fair, 2021-22

## MAC All-Tournament Team

Kristen Sharkey, 2014-15  
 Joanna Smith, 2015-16  
 Stephanie Reid, 2015-16  
 Stephanie Reid, 2017-18  
 Cierra Dillard, 2017-18  
 Cierra Dillard, 2018-19  
 Summer Hemphill, 2018-19  
 Hanna Hall, 2018-19  
 Dyaisha Fair, 2021-22  
 Georgia Woolley, 2021-22

## Mid-Continent Conference

Brenna Doty, First Team, 1994-95  
 Brenna Doty, First Team, 1995-96  
 Brenna Doty, First Team, 1996-97  
 Kim Coon, Second Team, 1996-97  
 Catherine Jacob, Second Team, 1997-98  
 Tiffany Bell, Freshman Team, 1997-98  
 Anne Gallagher, All-Tournament Team, 1995-96

## East Coast Conference

Lynette Bubel, First Team, 1991-92  
 Brooke Smith, First Team, 1993-94  
 Brooke Smith, All-Tournament Team, 1993-94  
 Brooke Smith, Tournament MVP, 1993-94

## Midwest Conference

Heidi Steckstor, First Team, 1989-90  
 Brandie Karhoff, Second Team, 1988-89  
 Beckie Harvey, All-Rookie Team, 1987-88  
 Brandie Karhoff, All-Rookie Team, 1988-89  
 Lynette Bubel, All-Rookie Team, 1989-90  
 Lorrie Drennen, All-Rookie Team, 1989-90  
 Brandie Karhoff, Rookie of the Year, 1988-89

## SUNYAC

Michelle Stiles, First Team, 1983-84  
 Caroline Hofer, First Team, 1986-87  
 Caroline Hofer, Honorable Mention, 1985-86  
 Lyn Lodinsky, Honorable Mention, 1985-86  
 Michele Carroll, Honorable Mention, 1986-87  
 Caroline Hofer, Player of the Year, 1986-87

## NYSIAW

Anne Trapper, Tournament All-Star, 1975-76





## UB Athletic Hall of Fame Members



**ANNE TRAPPER**  
Inducted 1985

Anne Trapper set Division II single-season records for points (300), scoring average (16.7), rebounds (278), rebound average (15.4), blocked shots (55) and field goals (130)


during the 1975-76 season, leading her team to an appearance in the NYSIAW Division II Tournament. Trapper received all-star honors at the 1976 NYSIAW Tournament, and she was named UB's Woman Athlete of the Year that same year. A Furnas Scholar-Athlete Award winner, Trapper graduated Cum Laude from UB, and she was inducted into the UB Athletic Hall of Fame in 1985.



**JANET LILLEY**  
Inducted 2001

Janet Lilley was Buffalo's first-ever 1,000-point scorer, finishing her career with 1,127 points. Lilley established 14 school records during her career, and currently


ranks second in career scoring average (16.8), rebound average (14.7), rebounds (982), while ranking eighth in field goals (480). Lilley also competed in volleyball and softball while at UB, and she was named UB's Female Athlete of the Year in 1981. She was inducted into the UB Athletic Hall of Fame in 2001.



**KIM RING**  
Inducted 2002

Kim Ring was a four-year letterwinner on the basketball team, but it was her accomplishments on the softball field that earned her induction


into the UB Athletic Hall of Fame in 2002. Ring led the Bulls to the SUNYAC title and an NCAA Regional appearance in 1985 when she recorded a Division III single-season record 13 wins on the mound along with a 1.85 earned run average. Ring established 14 UB pitching records during her career, and she ranks first in career pitching wins (26) and career strikeouts (93) and second in career ERA (2.36) at the Division III level.



**BRENNA DOTY**  
Inducted 2003

Brenna Doty was UB's all-time leading scorer with 1,703 career points (14.7 per game) for 14 years, currently ranking second. She is the most prolific three-point

shooter in Buffalo women's basketball history. Doty holds the UB record with 296 career three-pointers, and she led the nation with 3.5 treys per game during the 1996-97 season. Doty also ranked second in the nation in Division I with a 46.0 three-point field goal percentage in 1996-97, and she participated in the NCAA Three-Point Shootout at the men's Final Four in Indianapolis. Doty was a three-time UB Female Athlete of the Year and a three-time Mid-Continent Conference First-Team selection. She currently holds or shares four UB single-season and career records. She was inducted into the UB Athletic Hall of Fame in 2003.



**LYNETTE BUBEL**  
Inducted 2004

Lynette Bubel finished her career in 1993 as the all-time leading scorer in UB women's basketball history (1,383 career points), and she currently ranks eighth

all-time in career scoring. Bubel led the 1991-92 squad to a 23-6 record, UB's best record ever, in its first season at the Division I level. The Bulls won the East Coast Conference's regular season and tournament titles that year, and Bubel was named to the East Coast All-Conference Team. Bubel scored a career-high 15.5 points per game during her senior season in 1992-93. She currently ranks among the top 10 in eight single-season and career statistical categories. Bubel was inducted into the UB Athletic Hall of Fame in 2004.



**TIFFANY BELL**  
Inducted 2007

Tiffany Bell is the third-leading scorer in the history of UB women's basketball with 1,632 points. She ranks fifth in career scoring

average at 15.4 points per game and ranks in the top 10 for points and scoring average in a single season, 517 and 18.5, respectively, in 2000-01. Bell, who also ranks among the top 15 in numerous other season and career categories, was UB's top scorer and rebounder her final three years of competition. She received WBCA/Kodak Honorable mention All-American status each of her final two seasons, was a first-team All-MAC pick as a senior and a seven-time MAC Player of the Week. Bell was inducted into the UB Athletic Hall of Fame in 2007.



**KOURTNEY BROWN**  
Inducted 2022

Kourtney Brown played for the Bulls from 2006-11 and is Buffalo's all-time leader in scoring (1,995), rebounding (1,124) and blocked shots (260). In 2011,

she became the first, and to this date the program's only, Mid-American Conference Player of the Year. She is a two-time MAC Defensive Player of the Year and a 2011 honorable mention All-American. Brown holds the single-season MAC record for field goals made and is the MAC's career record holder for blocked shots.

Visit [alumni.buffalo.edu](http://alumni.buffalo.edu) for a full listing of UB Athletics Hall of Fame Members



## All-Time Individual Records

### MINUTES PLAYED

**Season (since 1989-90):** 1,270 (Dyaisha Fair, 34 games, 2021-22)

### GAMES PLAYED

**Season:** 35 (Cierra Dillard, Cassie Oursler, Summer Hemphill, Autumn Jones, Mariah Suchan; 2017-18)

**Career:** 134 (Summer Hemphill, 2016-22)

### POINTS

**Game:** 43 (Cierra Dillard at Eastern Michigan, 1/9/19)

**Season:** 856 (Cierra Dillard, 34 games, 25.1 average, 2018-19)

**Career:** 2,035 (Dyaisha Fair, 88 games, 23.1 average, 2019-22)

### SCORING AVERAGE

**Season:** 25.2 (Cierra Dillard, 34 games, 856 points, 2018-19)

**Career:** 23.1 (Dyaisha Fair, 88 games, 2,035 points, 2019-22)

### FIELD GOALS MADE

**Game:** 16 (Brittany Hedderson vs. Oakland, 12/22/11)

**Season:** 287 (Kourtney Brown, 32 games, 487 attempts, 2010-11)

**Career:** 805 (Kourtney Brown, 123 games, 1,416 attempts, 2006-11)

### FIELD GOALS ATTEMPTED

**Season:** 684 (Dyaisha Fair, 88 games, 2019-22)

**Career:** 1,821 (Dyaisha Fair, 88 games, 2019-22)

### FIELD GOAL PCT

**Season (min. 100 made):** 61.1 (Heather Turner, 28 games, 157-of-257, 2005-06)

**Career (min. 200 made):** 59.2 (Heather Turner, 114 games, 570-of-963, 2004-08)

### 3-PT FIELD GOALS MADE

**Game:** 9 (Brenna Doty vs. Chicago State, 1/25/97)

**Season:** 105 (Cierra Dillard, 34 games, 308 attempts, 2018-19)

**Career:** 296 (Brenna Doty, 116 games, 721 attempts, 1993-97)

### 3-PT FIELD GOALS ATTEMPTED

**Season:** 308 (Cierra Dillard, 34 games, 2018-19)

**Career:** 721 (Brenna Doty, 116 games, 1993-97)

### 3-PT FIELD GOAL PCT

**Season (min. 45 made):** 46.0 (Brenna Doty, 28 games, 98-of-213, 1996-97)

**Career:** 41.1 (Brenna Doty, 116 games, 296-of-721, 1993-97)

### FREE THROWS

**Game:** 17 (Cierra Dillard at Akron, 2018-19)

**Season:** 233 (Cierra Dillard, 34 games, 287 attempts, 2018-19)

**Career:** 419 (Tiffany Bell, 106 games, 585 attempts, 1997-01)

### FREE THROWS ATTEMPTED

**Game:** 21 (Michelle Stiles vs. Niagara, 1983-84)

**Season:** 287 (Cierra Dillard, 34 games, 2018-19)

**Career:** 600 (Kourtney Brown, 123 games, 2006-11)

### FREE THROW PCT

**Season (min. 90 made):** 85.3 (Brenna Doty, 28 games, 93-of-109, 1996-97)

**Career (min. 100 made):** 81.9 (Mari McClure, 111 games, 289-of-353, 1997-01)

### REBOUNDS

**Game:** 26 (Janet Lilley vs. Buffalo State, 1979-80)

**Season:** 372 (Kourtney Brown, 32 games, 11.6 average, 2010-11)

**Career:** 1,153 (Summer Hemphill, 134 games, 8.6 average, 2016-22)

### REBOUND AVERAGE

**Season:** 17.3 (Janet Lilley, 18 games, 312 rebounds, 1979-80)

**Career:** 15.4 (Anne Trapper, 18 games, 278 rebounds, 1975-76)

### ASSISTS

**Game:** 16 (Ashley Zuber vs. Miami (OH), 1/12/11;

Stephanie Reid vs. Ball State, 1/25/17;

Dominique Camp vs. Central Michigan, 12/29/21)

**Season:** 233 (Stephanie Reid, 32 games, 7.3 average, 2016-17)

**Career:** 681 (Stephanie Reid, 116 games, 5.9 average, 2014-18)

### STEALS

**Game:** 13 (Robin Dulmage vs. Buffalo State, 1979-80)

**Season:** 105 (Cierra Dillard, 35 games, 3.0 average, 2017-18)

**Career:** 253 (Lorrie Drennen, 105 games, 2.41 average, 1989-93)

### BLOCKED SHOTS

**Game:** 9 (Jessica Kochendorfer vs. Cornell, 2003-04;

Kourtney Brown vs. Ohio, 2010-11)

**Season:** 104 (Kourtney Brown, 32 games, 3.25 average, 2010-11)

**Career:** 260 (Kourtney Brown, 123 games, 2.1 average, 2006-11)



Cierra Dillard



Kourtney Brown



Brenna Doty

## All-Time Team Records

### SEASON

**Games Played:** 35 (2017-18)

**Wins (Overall):** 29 (2017-18, 35 games)

**Wins (Regular Season Only):** 25 (2017-18, 29 games)

**Points:** 2,732 (2017-18, 35 games)

**Scoring Average:** 78.1 (2017-18, 35 games)

**Fewest Points Allowed:** 916 (1975-76, 18 games, 50.9 average)

**Field Goals:** 1,011 (2017-18, 35 games)

**Field Goals Attempted:** 2,339 (2017-18, 35 games)

**Field Goal PCT:** 47.4 (1996-97, 28 games)

**3-PT Field Goals:** 242 (2018-19, 34 games)

**3-PT Field Goals Attempted:** 765 (2018-19, 34 games)

**Free Throws:** 563 (2018-19, 34 games)

**Free Throws Attempted:** 772 (1995-96, 31 games)

**Free Throw PCT:** 77.7 (2018-19, 34 games)

**Rebounds:** 1,461 (2017-18, 35 games)

**Rebound Average:** 58.5 (1975-76, 18 games, 1,053 rebounds)

**Assists:** 633 (2017-18, 35 games)

**Steals:** 490 (1991-92, 29 games)

**Blocked Shots:** 182 (2010-11, 32 games)



## INDIVIDUAL

## Points

1.	Cierra Dillard.....	43	.....	at Eastern Michigan [1/9/19]
2.	Dyaisha Fair.....	40	.....	at Bowling Green [1/5/22]
3.	Brittany Hedderson.....	39	.....	vs. Oakland [12/22/11]
4.	Tiffany Bell.....	37	.....	vs. Miami [2/1/99]
5.	Tiffany Bell.....	36	.....	vs. Bowling Green [1/27/01]
	Brenna Doty.....	36	.....	vs. Tenn.-Martin [12/3/94]
	Kristen Sharkey.....	36	.....	vs. Ball State [1/26/14]
	Cierra Dillard.....	36	.....	vs. South Florida [3/17/18]
	Dyaisha Fair.....	36	.....	vs. Kent State [3/11/20]
	Dyaisha Fair.....	36	.....	at Ball State [2/20/21]
	Dyaisha Fair.....	36	.....	vs. Miami [OH] [2/19/22]
	Re'Shawna Stone.....	36	.....	vs. Kent State [2/15/23]
13.	Mari McClure.....	35	.....	vs. North Carolina [11/17/00]
	Kourtney Brown.....	35	.....	vs. Miami [OH] [1/12/11]
	Cierra Dillard.....	35	.....	at Ohio [2/27/19]
16.	Kourtney Brown.....	34	.....	vs. Cleveland State [11/15/10]
	Dyaisha Fair.....	34	.....	vs. Syracuse [11/22/21]
18.	Tiffany Bell.....	33	.....	vs. Bowling Green [2/25/00]
	Kim Kilpela.....	33	.....	vs. Marshall [2/19/00]
	Kourtney Brown.....	33	.....	vs. Niagara [11/13/09]
	Kourtney Brown.....	33	.....	vs. Ohio [1/15/11]
	Kourtney Brown.....	33	.....	vs. Central Michigan [1/26/10]
	Cierra Dillard.....	33	.....	vs. Georgetown [11/23/18]

## Field Goals

1.	Brittany Hedderson.....	16	.....	vs. Oakland [12/22/11]
2.	Brenna Doty.....	14	.....	vs. Tenn.-Martin [12/3/94]
	Kourtney Brown.....	14	.....	vs. Cleveland State [11/15/10]
	Kourtney Brown.....	14	.....	vs. Miami [OH] [1/12/11]
	Kourtney Brown.....	14	.....	vs. Central Michigan [1/26/11]
	Kourtney Brown.....	14	.....	vs. Bowling Green [3/2/11]
	Brittany Hedderson.....	14	.....	vs. Western Michigan [2/2/12]
	Cierra Dillard.....	14	.....	at Eastern Michigan [1/9/19]
	Dyaisha Fair.....	14	.....	at Bowling Green [1/5/22]
9.	JoAnna Smith.....	13	.....	vs. Kent State [2/4/17]
	Jessica Kochendorfer.....	13	.....	vs. Eastern Michigan [2/18/04]
	Kate McMeeken-Ruscoe.....	13	.....	vs. Ohio [2/19/03]
	Tiffany Bell.....	13	.....	vs. Ohio [2/21/01]
	Kourtney Brown.....	13	.....	vs. Hofstra [12/6/08]
	Kourtney Brown.....	13	.....	vs. Ball State [2/8/09]
	Kourtney Brown.....	13	.....	vs. Bowling Green [2/25/09]
	Kourtney Brown.....	13	.....	vs. Miami [OH] [2/23/11]
	Cierra Dillard.....	13	.....	at Ohio [2/27/19]
	Cierra Dillard.....	13	.....	vs. Miami [OH] [3/2/19]
	Dyaisha Fair.....	13	.....	vs. Kent State [3/11/20]
	Re'Shawna Stone.....	13	.....	vs. Kent State [2/15/23]
21.	Kate McMeeken-Ruscoe.....	12	.....	vs. Eastern Michigan [1/19/02]
	Tiffany Bell.....	12	.....	vs. Bowling Green [1/27/01]
	Kim Kilpela.....	12	.....	vs. Marshall [2/19/00]
	Tiffany Bell.....	12	.....	vs. Miami [2/1/99]
	Brooke Smith.....	12	.....	vs. Chicago State [2/17/94]
	Lynette Bubel.....	12	.....	vs. Morgan State [12/28/92]
	Kourtney Brown.....	12	.....	vs. Toledo [1/27/10]
	Kourtney Brown.....	12	.....	vs. Niagara [11/13/09]
	Kourtney Brown.....	12	.....	vs. Mississippi St. [12/29/10]
	Kourtney Brown.....	12	.....	vs. Ohio [1/15/11]
	Kourtney Brown.....	12	.....	vs. Ball State [1/29/11]
	Kourtney Brown.....	12	.....	vs. Ball State [3/5/11]
	Kristen Sharkey.....	12	.....	vs. Akron [3/14/13]
	Kristen Sharkey.....	12	.....	vs. Akron [2/2/14]
	Dyaisha Fair.....	12	.....	vs. Akron [3/11/22]

## 3-PT Field Goals

1.	Brenna Doty.....	9	.....	vs. Chicago State [1/25/97]
2.	Rachelle Matthys.....	8	.....	vs. NC A&T [11/28/08]
	Dyaisha Fair.....	8	.....	at San Jose State [11/21/19]
	Hanna Hall.....	8	.....	at James Madison [11/30/20]
	Dyaisha Fair.....	8	.....	vs. Bowling Green [1/13/21]
6.	Cierra Dillard.....	7	.....	vs. South Florida [3/17/18]
	JoAnna Smith.....	7	.....	at Northern Illinois [1/30/16]
	JoAnna Smith.....	7	.....	at Kent State [1/9/16]
	Tara Perrier.....	7	.....	vs. Bowling Green [1/8/00]
	Brenna Doty.....	7	.....	vs. Hawaii [12/1/95]
	Stephanie Bennett.....	7	.....	vs. Eastern Michigan [1/26/08]
	Rachelle Matthys.....	7	.....	vs. Ohio [2/21/09]
	Brittany Hedderson.....	7	.....	vs. Akron [2/16/11]
	Dyaisha Fair.....	7	.....	vs. Syracuse [11/22/21]
15.	Cierra Dillard.....	6	.....	at Central Michigan [2/2/19]
	JoAnna Smith.....	6	.....	at Akron [3/1/17]
	JoAnna Smith.....	6	.....	vs. Ball State [1/25/17]
	Stephanie Bennett.....	6	.....	vs. Jacksonville [12/18/07]
	Stephanie Bennett.....	6	.....	vs. Ohio [1/10/07]
	Stephanie Bennett.....	6	.....	vs. Toledo [1/20/07]
	Rachelle Matthys.....	6	.....	vs. UMass [12/10/06]
	Brooke Meunier.....	6	.....	vs. Akron [2/25/06]
	Erin Lawrenson.....	6	.....	vs. Toledo [1/22/03]
	Erin Lawrenson.....	6	.....	vs. Kent State [2/20/02]
	Brenna Doty.....	6	.....	vs. Youngstown St. [2/28/96]
	Brenna Doty.....	6	.....	vs. Troy State [2/22/96]
	Natosha Cummings.....	6	.....	vs. Central Conn. St. [1/9/95]
	Brenna Doty.....	6	.....	vs. Maine [12/14/95]
	Brenna Doty.....	6	.....	vs. Tenn.-Martin [12/3/94]
	Nicki Hopkins.....	6	.....	vs. Howard [12/20/11]
	Margeaux Gupilan.....	6	.....	vs. Miami [OH] [1/30/14]
	Mackenzie Loesing.....	6	.....	at Akron [2/2/14]

## Rebounds

1.	Summer Hemphill.....	23	.....	vs. Ohio [2/24/18]
2.	Kourtney Brown.....	22	.....	vs. Niagara [11/13/09]
3.	Summer Hemphill.....	21	.....	vs. Ohio [3/16/19]
4.	Tiffany Bell.....	19	.....	vs. Bowling Green [1/16/98]
	Lorrie Drennen.....	19	.....	vs. Hofstra [1/27/92]
	Summer Hemphill.....	19	.....	vs. Ohio [2/23/22]
6.	Tiffany Bell.....	18	.....	vs. Miami [2/1/99]
	Kourtney Brown.....	18	.....	vs. Toledo [1/27/10]
	Kourtney Brown.....	18	.....	vs. Temple [11/19/10]
	Kourtney Brown.....	18	.....	vs. Niagara [12/21/10]
	Summer Hemphill.....	18	.....	at Ohio [2/27/19]
	Summer Hemphill.....	18	.....	at Northern Illinois [2/12/22]
	Summer Hemphill.....	18	.....	at Kent State [2/26/22]
9.	Heather Turner.....	17	.....	vs. Kent State [1/22/08]
	Jamie Schiebner.....	17	.....	vs. Northern Illinois [1/31/06]
	Rachel Martin.....	17	.....	vs. Central Michigan [3/8/03]
	LaToya Crumpton.....	17	.....	vs. UMKC [2/21/98]
	Brooke Smith.....	17	.....	vs. Cleveland State [2/10/94]
	Lorrie Drennen.....	17	.....	vs. Hofstra [2/27/93]
	Lorrie Drennen.....	17	.....	vs. St. Francis [1/26/93]
	Alexus Malone.....	17	.....	vs. Niagara [11/22/14]
	Summer Hemphill.....	17	.....	vs. Ohio [2/22/17]
	Loren Christie.....	17	.....	vs. St. Bonaventure [12/19/20]
	Zakiyah Winfield.....	17	.....	vs. Eastern Michigan [1/14/23]

## Assists

1.	Dominique Camp.....	16	.....	vs. Central Michigan [12/29/21]
	Stephanie Reid.....	16	.....	vs. Ball State [1/25/17]
	Ashley Zuber.....	16	.....	vs. Miami [OH] [1/12/11]
3.	Sonia Ortega.....	13	.....	vs. Eastern Michigan [1/20/00]
4.	Stephanie Reid.....	12	.....	vs. Western Michigan [1/3/18]
	Stephanie Reid.....	12	.....	vs. Northern Illinois [2/11/17]
	Stephanie Reid.....	12	.....	vs. Central Michigan [1/21/17]
	Stephanie Reid.....	12	.....	vs. Central Michigan [3/12/16]
	Hollie Cook.....	12	.....	vs. Western Michigan [2/16/03]
	Sonia Ortega.....	12	.....	vs. Youngstown State [12/21/99]
	Stephanie Bennett.....	12	.....	vs. Niagara [12/2/06]
11.	Stephanie Reid.....	11	.....	vs. Kent State [3/7/18]
	Stephanie Reid.....	11	.....	at Northern Illinois [1/6/18]
	Stephanie Reid.....	11	.....	vs. Delaware [11/10/17]
	Stephanie Reid.....	11	.....	vs. Akron [2/18/17]
	Hollie Cook.....	11	.....	vs. Ohio [2/1/03]
	Catherine Jacob.....	11	.....	vs. Chicago State [2/25/98]
	Catherine Jacob.....	11	.....	vs. Army [1/2/97]
	Catherine Jacob.....	11	.....	vs. Central Conn. St. [1/27/96]
	Trish Ryan.....	11	.....	vs. Akron [2/2/92]
	Ashley Zuber.....	11	.....	vs. Bucknell [11/21/10]
	Ashley Zuber.....	11	.....	vs. Akron [2/16/11]
	Margeaux Gupilan.....	11	.....	at Ball State [1/26/14]
	Cierra Dillard.....	11	.....	vs. Northern Illinois [1/26/19]
	Cierra Dillard.....	11	.....	vs. Kent State [2/9/19]
25.	26 times a player recorded 10 assists			

## Steals

1.	Brenna Doty.....	10	.....	vs. UMES [12/12/93]
2.	Theresa Onwuka.....	9	.....	vs. Central Michigan [1/29/10]
	Sonia Ortega.....	9	.....	vs. Kent State [1/10/01]
	Betsy Davendonis.....	9	.....	vs. Brooklyn [1/9/92]
4.	LaToya Crumpton.....	8	.....	vs. Marshall [12/31/96]
5.	Stephanie Reid.....	7	.....	vs. Akron [2/11/15]
	Karin Moss.....	7	.....	vs. Kent State [2/18/15]
	Sonia Ortega.....	7	.....	vs. Albany [12/9/99]
	Sonia Ortega.....	7	.....	vs. Robert Morris [11/25/97]
	Lynette Bubel.....	7	.....	vs. Colgate [1/4/93]
	Lynette Bubel.....	7	.....	vs. Delaware State [1/25/92]
	Trish Ryan.....	7	.....	vs. Cornell [12/3/91]
	Lynette Bubel.....	7	.....	vs. Colgate [1/7/91]
	Brittany Hedderson.....	7	.....	vs. Delaware [11/22/08]
	Margeaux Gupilan.....	7	.....	vs. Binghamton [12/8/12]
	Cierra Dillard.....	7	.....	vs. Toledo [1/20/18]
	Cierra Dillard.....	7	.....	vs. Central Michigan [2/16/19]

## Blocked Shots

1.	Jessica Kochendorfer.....	9	.....	vs. Cornell [1/12/04]
	Kourtney Brown.....	9	.....	vs. Ohio [2/26/11]
3.	Christa Baccas.....	8	.....	vs. Akron [3/14/13]
	Christa Baccas.....	8	.....	vs. Miami [OH] [1/30/14]
5.	Jessica Kochendorfer.....	7	.....	vs. Mount St. Mary's [12/21/02]
	Nicole Blakeslee.....	7	.....	vs. Hampton [12/12/95]
	Kourtney Brown.....	7	.....	vs. Northern Illinois [3/11/09]
	Kourtney Brown.....	7	.....	vs. Miami [OH] [1/12/11]
	Christa Baccas.....	7	.....	vs. Eastern Illinois [11/24/12]
	Christa Baccas.....	7	.....	vs. Ohio [1/3/15]
11.	Jessica Kochendorfer.....	6	.....	vs. Holy Cross [1/19/04]
	Nicole Blakeslee.....	6	.....	vs. Chicago State [2/12/96]
	Nicole Blakeslee.....	6	.....	vs. UMKC [2/25/95]
	Kristin Holtz.....	6	.....	vs. Fairfield [1/9/94]
	Kourtney Brown.....	6	.....	vs. Bowling Green [1/18/11]
	Kourtney Brown.....	6	.....	vs. Central Michigan [1/26/11]
	Kourtney Brown.....	6	.....	vs. Northern Illinois [2/12/11]
	Christa Baccas.....	6	.....	vs. Oakland [11/16/12]
	Christa Baccas.....	6	.....	vs. Bowling Green [2/7/13]
	Christa Baccas.....	6	.....	vs. Northern Illinois [3/9/13]
	Christa Baccas.....	6	.....	vs. Siena [11/14/14]





## Single-Game Team Records (Division I Only, 1991-present)

## Most Points Scored

1. St. Francis (NY), 11-30-91.....	115
2. Wofford College, 12-21-95.....	103
3. South Florida, 3-17-18.....	102
Canisius, 11-9-21.....	102
5. Delaware State, 1-25-92.....	101
Akron, 2-2-92.....	101
7. Chicago State, 1-13-96.....	99
8. Tennessee-Martin, 12-3-94.....	97
Eastern Michigan, 1-27-18.....	97
Ball State, 2-20-19.....	97
11. Army, 1-2-97.....	96
12. Central Conn. St., 2-11-95.....	95
North Carolina, 11-17-00.....	95
Central Michigan, 2-16-19.....	95
Niagara, 12-1-21.....	95

## Most Points Allowed

1. Connecticut, 11-19-04.....	107
2. St. Bonaventure, 2-11-92.....	103
3. Western Michigan, 2-2-12.....	102
Oregon, 11-18-18.....	102
5. Akron, 2-2-14.....	101
6. Central Michigan, 2-16-19.....	100
Marquette, 12-31-92.....	100
8. Northeast Illinois, 2-10-96.....	99
9. Central Michigan, 1-29-20.....	98
Miami (OH), 2-28-04.....	98
Colorado, 1-3-04.....	98
12. Central Michigan, 3-10-18.....	96
Akron, 3-3-12.....	96
Fairfield, 1-27-93.....	96
15. San Jose State, 11-21-19.....	95
Troy State, 2-26-96.....	95

## Fewest Points Scored

1. Tulane, 12-28-01.....	29
2. Auburn, 12-7-03.....	32
St. Bonaventure, 12-9-15.....	32
4. Kent State, 3-1-05.....	33
5. Connecticut, 11-26-11.....	34
Kent State, 2-16-05.....	34
7. Marshall, 2-13-02.....	35
Drexel, 11-27-22.....	35
9. Hofstra, 12-3-15.....	36
10. Tulsa, 12-31-05.....	39
11. Connecticut, 11-19-04.....	40
Liberty, 11-17-01.....	40
13. Auburn, 11-22-05.....	41
Boston College, 12-28-00.....	41
Northern Illinois, 3-2-02.....	41
Eastern Michigan, 1-28-06.....	41

## Fewest Points Allowed

1. Oral Roberts, 1-3-98.....	27
2. Cornell, 1-20-03.....	35
Albany, 12-6-06.....	35
Ohio, 2-23-13.....	35
5. St. Bonaventure, 12-7-19.....	36
Ohio, 1-13-13.....	36
7. Ball State, 2-4-12.....	37
8. LIU Brooklyn, 11-14-15.....	38
Bowling Green, 3-3-18.....	38
Chicago State, 2-17-97.....	38
Youngstown State, 12-13-09.....	38
12. Northern Illinois, 1-23-02.....	39
Western Michigan, 2-8-11.....	39
Miami (OH), 2-20-16.....	39
Chicago State, 1-3-95.....	39
Manhattan, 11-19-16.....	39

## Largest Margin of Victory

1. Canisius, 11-9-21.....	60
2. Delaware State, 1-25-92.....	58
3. Youngstown State, 12-13-09.....	54
4. St. Francis (NY), 11-30-91.....	53
5. St. Bonaventure, 12-23-18.....	47
6. Wofford, 12-21-95.....	46
Army, 1-2-97.....	46
Hampton, 12-12-95.....	46
9. Akron, 2-2-92.....	43
St. John's, 12-17-95.....	43
11. Chicago State, 1-13-96.....	42
Canisius, 12-6-20.....	42
Chicago State, 2-17-97.....	42
14. Oral Roberts, 1-3-98.....	41
15. Niagara, 12-1-21.....	40

## Largest Margin of Defeat

1. Connecticut, 11-19-04.....	67
2. Connecticut, 11-26-11.....	56
3. Kent State, 3-1-05.....	54
4. Colorado, 1-3-04.....	51
5. Auburn, 12-7-03.....	50
6. Louisville, 12-29-94.....	49
7. Tulane, 12-28-01.....	47
8. Duquesne, 11-14-11.....	44
Western Michigan, 2-11-06.....	44

10. Hofstra, 12-3-15.....	43
11. Kent State, 2-16-05.....	42
12. Bowling Green, 2-17-07.....	41
13. Western Michigan, 1-17-00.....	40
14. Oakland, 12-21-04.....	39
15. Kent State, 3-2-99.....	36

## Field Goals Made

1. Tennessee Martin, 12-3-94.....	41
Delaware State, 1-25-92.....	41
Cornell, 12-3-91.....	41
4. Ball State, 2-20-19.....	40
5. Akron, 2-2-92.....	38
6. Central Conn. St., 1-14-92.....	37
Akron, 3-2-22.....	37
Youngstown State, 12-13-09.....	37
Central Conn. St., 2-11-95.....	37
Akron, 2-17-18.....	37
11. Seven times.....	36
12. 15 times.....	35

## Field Goals Attempted

1. Northern Illinois, 1-6-18.....	95
2. UMES, 12-12-93.....	87
3. Central Michigan, 1-29-20.....	86
4. School, 2-20-08.....	84
Northern Illinois, 2-13-21.....	83
6. Central Michigan, 1-31-18.....	82
Northern Illinois, 2-12-22.....	82
Akron, 2-17-18.....	82
9. Florida Atlantic, 12-29-99.....	81
Hofstra, 1-27-92.....	81
Miami (OH), 1-1-22.....	81
12. Central Michigan, 2-16-08.....	80
13. St. Bonaventure, 12-17-13.....	79
Akron, 1-11-12.....	79
Stanford, 11-24-19.....	79

## Field Goal Percentage

1. Bowling Green, 2-25-23.....	.698
2. Northeastern, 12-18-05.....	.688
3. Western Illinois, 2-23-95.....	.686
4. Valparaiso, 2-19-96.....	.660
5. Colgate, 11-29-94.....	.659
6. Eastern Illinois, 1-22-96.....	.643
7. Youngstown State, 2-10-97.....	.640
8. Ball State, 2-20-19.....	.625
9. Bucknell, 1-2-08.....	.612
10. St. John's, 12-1-99.....	.609

## Three-Point Field Goals Made

1. San Jose State, 11-21-19.....	15
2. South Florida, 3-17-18.....	14
3. Youngstown State, 2-10-97.....	14
4. Eastern Illinois, 11-24-12.....	14
Chicago State, 1-25-97.....	13
Hartford, 12-29-96.....	13
7. Syracuse, 11-22-21.....	13
James Madison, 11-20-20.....	13
Akron, 2-18-17.....	13
10. Ohio, 3-16-19.....	13
11. Howard, 12-20-11.....	13
Eastern Michigan, 2-23-23.....	13
13. 12 Times.....	12

## Three-Point Field Goals Attempted

1. Ohio, 1-11-20.....	36
2. Northern Illinois, 2-13-21.....	35
Central Michigan, 1-31-18.....	35
San Jose State, 11-21-19.....	35
5. Toledo, 1-21-15.....	34
6. Eastern Michigan, 2-23-23.....	33
7. Canisius, 12-7-17.....	32
Ball State, 3-13-14.....	32
Ball State, 1-16-19.....	32
10. James Madison, 11-30-20.....	31
Ohio, 2-21-09.....	31
Ball State, 1-22-20.....	31
Oregon, 11-18-18.....	31
VCU, 12-3-20.....	31
15. Five times.....	30

## Three-Point Field Goal Percentage (8 Min.)

1. Marshall, 1-17-04.....	.800
2. Cornell, 1-20-03.....	.750
3. Ohio, 2-21-06.....	.706
4. Miami (OH), 1-12-05.....	.667
Western Illinois, 1-8-96.....	.667
Ohio, 2-7-04.....	.667
7. Ohio, 1-16-10.....	.643
Albany, 12-5-07.....	.643
Eastern Illinois, 2-17-96.....	.643
10. Chicago State, 1-13-96.....	.636
11. Hawaii, 12-1-95.....	.625
Bowling Green, 2-25-23.....	.625





## Single-Game Team Records (Division I Only, 1991-present)

## Free Throws Made

1.	St. Francis (NY), 11-30-91.....	41
2.	Army, 1-2-97.....	34
3.	Rider, 2-6-92.....	32
4.	Eastern Michigan, 1-27-18.....	30
	Hampton, 12-12-95.....	30
6.	North Carolina, 11-17-00.....	29
	Tennessee Martin, 12-3-94.....	29
	Niagara, 11-22-14.....	29
	Saint Francis (PA), 11-18-14.....	29
	Canisius, 11-14-98.....	29
	Bowling Green, 2-24-01.....	29
	Miami (OH), 2-1-99.....	29
	Hofstra, 3-8-92.....	29
14.	Brooklyn, 2-26-92.....	28
	Western Illinois, 1-6-97.....	28
	Western Michigan, 1-31-09.....	28
	Syracuse, 12-21-96.....	28

## Free Throws Attempted

1.	Saint Francis (NY), 11-30-91....	54
2.	Eastern Michigan, 1-27-18.....	44
	Akron, 2-6-92.....	44
	Northern Iowa, 12-28-95.....	44
5.	Niagara, 11-13-09.....	43
	Central Conn. St., 1-27-96.....	43
7.	Saint Francis (PA), 11-18-14.....	41
	Canisius, 11-14-98.....	41
	Brooklyn, 2-26-92.....	41
10.	Bowling Green, 2-24-01.....	40
11.	Niagara, 11-22-14.....	39
	Troy State, 1-29-96.....	39
13.	Tennessee-Martin, 12-3-94.....	38
	Northeastern Ill., 12-5-97.....	38
	Kent State, 2-18-15.....	38

## Free Throw Percentage (12 Min.)

1.	Canisius, 12-4-18.....	.957
2.	School, 1-26-22.....	.941
3.	Ohio, 1-4-17.....	.938
4.	Ball State, 3-14-09.....	.933
	Akron, 3-6-13.....	.933
6.	Central Michigan, 2-11-23.....	.923
	Toledo, 3-8-23.....	.923
8.	Army, 1-2-97.....	.919
9.	Five times.....	.917
10.	School, 3-5-22.....	.913
	Colgate, 11-25-03.....	.913

## Rebounds

1.	Saint Francis (PA), 11-18-14.....	69
2.	Hampton, 12-12-95.....	67
3.	Chicago State, 2-6-95.....	66
4.	Florida Atlantic, 12-29-99.....	64
5.	Niagara, 12-11-04.....	62
6.	Ohio, 1-13-13.....	61
7.	St. John's, 12-17-95.....	60
	St. Bonaventure, 12-19-20.....	60
	Miami (OH), 1-14-17.....	60
	Niagara, 11-22-14.....	60
11.	Northern Illinois, 1-6-18.....	58
	Ball State, 1-17-15.....	58
13.	Sacred Heart, 11-26-16.....	57
	Akron, 2-18-17.....	57
	Northeastern Ill., 2-16-98.....	57
	Fairleigh Dickinson, 1-3-92.....	57
	Niagara, 11-20-01.....	57

## Offensive Rebounds

1.	Fairleigh Dickinson, 1-3-92.....	31
2.	Northeastern Ill., 2-16-98.....	30
	Eastern Michigan, 2-17-16.....	30
4.	St. Francis (NY), 1-26-93.....	27
	Hofstra, 2-6-93.....	27
	St. Bonaventure, 12-19-20.....	27
	Bowling Green, 1-12-02.....	27
8.	Six times (Last 3-6-19).....	26
9.	Six times (Last 3-24-19).....	25
10.	Wofford, 12-21-95.....	24
	Hofstra, 1-27-92.....	24

## Defensive Rebounds

1.	Saint Francis (PA), 11-18-14.....	48
2.	Ohio, 1-13-13.....	43
3.	Niagara, 11-20-01.....	42
4.	Hampton, 12-12-95.....	41
5.	Ohio, 2-27-19.....	40
6.	St. John's, 12-17-95.....	39
	Akron, 2-18-17.....	39
	Ohio, 2-23-22.....	39
	Central Michigan, 2-6-10.....	39
10.	Florida Atlantic, 12-29-99.....	38
	Oakland, 12-22-11.....	38
	Western Michigan, 2-8-11.....	38

Northern Illinois, 1-22-12 ..... 38

## Assists

1.	Wofford, 12-21-95.....	28
	UNLV, 12-3-17.....	28
3.	Chicago State, 1-13-96.....	26
	Chicago State, 2-23-98.....	26
	San Jose State, 11-21-19.....	26
	NC A&T, 11-28-08.....	26
	Akron, 2-2-92.....	26
	Toledo, 2-15-99.....	26
9.	Hampton, 12-12-95.....	25
	Akron, 2-17-18.....	25
	Howard, 12-8-02.....	25
	Niagara, 12-9-97.....	25
	UMES, 2-17-93.....	25
	Ball State, 2-20-19.....	25
	Maine, 1-4-03.....	25

## Steals

1.	Delaware State, 1-25-92.....	32
2.	UMES, 12-12-93.....	28
3.	Sienna, 11-22-97.....	26
4.	Cornell, 12-3-91.....	24
5.	Towson, 1-20-92.....	23
6.	Canisius, 12-4-18.....	21
7.	Eight times (Last 3-7-18).....	20
8.	11 times (Last 11-9-21).....	19
9.	Six times (Last 12-15-17).....	18
10.	Eight times (Last 1-20-18).....	17

## Blocks

1.	Akron, 3-14-13.....	13
2.	Northern Illinois, 1-6-18.....	12
	Miami (OH), 1-30-14.....	12
4.	Western Illinois, 2-3-97.....	11
	Army, 1-2-97.....	11
	Ohio, 2-22-17.....	11
7.	12 times (Last 12-20-21).....	10
8.	11 times (Last 2-10-18).....	9
9.	26 times (Last 1-19-22).....	8
10.	47 times (Last 2-2-22).....	7

## Turnovers

1.	Youngstown State, 1-14-98.....	37
	Cornell, 12-9-92.....	37
3.	Duquesne, 11-14-11.....	35
	Niagara, 12-7-22.....	35
5.	LIU, 12-21-14.....	34
6.	Towson, 1-20-92.....	33
7.	Saint Francis (NY), 11-30-91.....	32
	Providence, 12-2-09.....	32
	Connecticut, 11-26-11.....	32
10.	Robert Morris, 11-25-97.....	31
	NC A&T, 11-28-08.....	31



## INDIVIDUAL

## Minutes Played

1. Dyaisha Fair [2021-22].....	1,270
2. Summer Hemphill [2021-22].....	1,215
2. Cierra Dillard [2017-19].....	1,206
4. JoAnna Smith [2015-16].....	1,170
5. Brittany Hedderson [2011-12].....	1,169
6. Stephanie Reid [2015-16].....	1,132
7. Kourtney Brown [2010-11].....	1,131
8. Ashley Zuber [2010-11].....	1,117
9. Cierra Dillard [2017-18].....	1,101
10. Dyaisha Fair [2019-20].....	1,082

## Points

1. Cierra Dillard [2018-19].....	856
2. Dyaisha Fair [2021-22].....	796
3. Kourtney Brown [2010-11].....	708
4. Dyaisha Fair [2019-20].....	660
5. Brittany Hedderson [2011-12].....	631
6. JoAnna Smith [2015-16].....	621
7. Dyaisha Fair [2020-21].....	579
8. Cierra Dillard [2017-18].....	566
9. JoAnna Smith [2016-17].....	551
10. Kourtney Brown [2009-10].....	535
11. Kourtney Brown [2008-09].....	532
12. Tiffany Bell [2000-01].....	517
13. Brenna Doty [1995-96].....	506
14. Tiffany Bell [1999-00].....	493
15. Brenna Doty [1996-97].....	487

## Scoring Average

1. Cierra Dillard [2018-19].....	25.2
2. Dyaisha Fair [2020-21].....	24.1
3. Dyaisha Fair [2021-22].....	23.4
4. Kourtney Brown [2010-11].....	22.1
5. Dyaisha Fair [2019-20].....	22.0
6. Brittany Hedderson [2011-12].....	20.4
7. Tiffany Bell [1999-00].....	19.0
8. Janet Lilley [1980-81].....	18.9
9. Tiffany Bell [2000-01].....	18.5
10. JoAnna Smith [2015-16].....	18.3
11. Kourtney Brown [2009-10].....	17.8
12. Janet Lilley [1979-80].....	17.6
13. Brenna Doty [1996-97].....	17.4
13. Re'Shawna Stone [2022-23].....	17.4
15. JoAnna Smith [2016-17].....	17.2
Caroline Hofer [1986-87].....	17.2
Janet Lilley [1978-79].....	17.2

## Field Goals

1. Kourtney Brown [2010-11].....	287
----------------------------------	-----



**Cierra Dillard averaged  
a record 25.2 points per game in 2018-19.**

2. Dyaisha Fair [2021-22].....	276
3. Cierra Dillard [2018-19].....	259
4. Brittany Hedderson [2011-12].....	237
5. Dyaisha Fair [2019-20].....	232
6. JoAnna Smith [2015-16].....	220
Kourtney Brown [2008-09].....	220
8. Kourtney Brown [2009-10].....	204
9. JoAnna Smith [2016-17].....	194
10. Cassie Oursler [2017-18].....	190
11. Heidi Steckstor [1989-90].....	188
12. Dyaisha Fair [2020-21].....	187
Tiffany Bell [2000-01].....	187
14. Kate McMeeken-Ruscoe [2002-03].....	182
15. Cierra Dillard [2017-18].....	176
Summer Hemphill [2021-22].....	176

## Field Goals Attempted

1. Dyaisha Fair [2021-22].....	684
2. Cierra Dillard [2018-19].....	671
3. Dyaisha Fair [2019-20].....	624
4. Brittany Hedderson [2011-12].....	596
5. JoAnna Smith [2015-16].....	571
6. JoAnna Smith [2016-17].....	518
7. Dyaisha Fair [2020-21].....	513
8. Kourtney Brown [2010-11].....	487
9. Mackenzie Loesing [2013-14].....	462
10. Cierra Dillard [2017-18].....	444

## 3-PT Field Goals

1. Cierra Dillard [2018-19].....	105
2. JoAnna Smith [2015-16].....	100
3. Brenna Doty [1996-97].....	98
4. Brenna Doty [1995-96].....	94
5. Dyaisha Fair [2021-22].....	93
6. JoAnna Smith [2016-17].....	89
7. Cierra Dillard [2017-18].....	85
8. Stephanie Bennett [2007-08].....	76
9. Dyaisha Fair [2019-20].....	74
10. Brenna Doty [1994-95].....	70
Stephanie Bennett [2006-07].....	70

## 3-PT Field Goals Attempted

1. Cierra Dillard [2018-19].....	308
2. JoAnna Smith [2015-16].....	286
3. JoAnna Smith [2016-17].....	269
4. Dyaisha Fair [2021-22].....	253
5. Cierra Dillard [2017-18].....	246
6. Dyaisha Fair [2019-20].....	236
Brenna Doty [1995-96].....	236
8. Brenna Doty [1996-97].....	213
9. Stephanie Bennett [2007-08].....	200
10. Stephanie Bennett [2006-07].....	191
11. Dyaisha Fair [2020-21].....	190
12. Brittany Hedderson [2011-12].....	188
13. Brenna Doty [1994-95].....	185
14. Mackenzie Loesing [2013-14].....	184
15. Mackenzie Loesing [2014-15].....	177

## 3-PT Field Goal PCT (min. 30 made)

1. Brenna Doty [1996-97].....	46.0
2. Samantha Cerny [1997-98].....	45.7
3. Talia Merlino [2003-04].....	42.1
4. Brooke Meunier [2004-05].....	41.4
5. Stephanie Bennett [2005-06].....	41.3
6. Kim Coon [1996-97].....	41.0
7. Catherine Jacob [1997-98].....	40.7
8. Re'Shawna Stone [2022-23].....	40.5
9. Mari McClure [2000-01].....	40.3
10. Brenna Doty [1995-96].....	39.8

## Free Throws

1. Cierra Dillard [2018-19].....	233
2. Dyaisha Fair [2021-22].....	151
3. Dyaisha Fair [2020-21].....	145
Tiffany Bell [1999-00].....	145

5. Tiffany Bell [2000-01].....	141
6. Kourtney Brown [2010-11].....	134
7. Cierra Dillard [2017-18].....	129
8. Kourtney Brown [2009-10].....	127
9. Dyaisha Fair [2019-20].....	122
10. Mari McClure [2000-01].....	119
11. Lynette Bubel [1992-93].....	113
12. Kristen Sharkey [2014-15].....	111
13. Charissa Gardner [1997-98].....	110
14. Lynette Bubel [1991-92].....	106
15. Stephanie Reid [2016-17].....	105
Charissa Gardner [1995-96].....	105
Jazmine Young [2022-23].....	105

## Free Throws Attempted

1. Cierra Dillard [2018-19].....	287
2. Kourtney Brown [2010-11].....	190
3. Kourtney Brown [2009-10].....	187
4. Tiffany Bell [2000-01].....	185
Dyaisha Fair [2021-22].....	185
5. Tiffany Bell [1999-00].....	183
7. Dyaisha Fair [2020-21].....	179
8. Charissa Gardner [1997-98].....	172
9. Dyaisha Fair [2019-20].....	170
10. Charissa Gardner [1995-96].....	169

## Rebounds

1. Kourtney Brown [2010-11].....	372
2. Summer Hemphill [2021-22].....	354
2. Kourtney Brown [2009-10].....	346
4. Marie Bajko [1981-82].....	323
5. Janet Lilley [1979-80].....	312
6. Zakiyah Winfield [2022-23].....	293
7. Janet Lilley [1980-81].....	290
8. Caroline Hofer [1986-87].....	289
9. Christa Baccas [2012-13].....	285
10. Anne Trapper [1975-76].....	278

## Rebound Average

1. Janet Lilley [1979-80].....	17.3
2. Janet Lilley [1978-79].....	16.5
3. Anne Trapper [1975-76].....	15.4
4. Janet Lilley [1980-81].....	14.5
5. Marie Bajko [1981-82].....	13.5
6. Caroline Hofer [1986-87].....	12.6
7. Kourtney Brown [2010-11].....	11.6
8. Kourtney Brown [2009-10].....	11.5
9. Marie Bajko [1980-81].....	11.4
10. Gina Collora [1979-80].....	11.0

## Assists

1. Stephanie Reid [2016-17].....	233
2. Stephanie Reid [2017-18].....	211
3. Ashley Zuber [2010-11].....	198
4. Cierra Dillard [2017-18].....	194
5. Sonia Ortega [1999-00].....	188
6. Cierra Dillard [2017-18].....	182
7. Stephanie Reid [2015-16].....	176
8. Hollie Cook [2002-03].....	175
9. Catherine Jacob [1996-97].....	166
10. Catherine Jacob [1995-96].....	163

## Steals

1. Cierra Dillard [2017-18].....	105
2. Cierra Dillard [2017-18].....	97
3. Marie Bajko [1981-82].....	95
4. Clyde O'Malley [1975-76].....	94
5. Robin Dulmage [1979-80].....	92
6. Marie Bajko [1982-83].....	86
7. Lynette Bubel [1991-92].....	85
8. Dyaisha Fair [2019-20].....	83
9. Sonia Ortega [1999-00].....	82
10. LaToya Crumpton [1997-98].....	80



## INDIVIDUAL

(Cont.)

## Blocked Shots

1. Kourtney Brown [2010-11].....	104
2. Christa Baccas [2012-13].....	88
3. Nicole Blakeslee [1995-96].....	70
Christa Baccas [2013-14].....	70
5. Cassie Oursler [2017-18].....	65
6. Kourtney Brown [2009-10].....	63
Christa Baccas [2014-15].....	63
8. Kourtney Brown [2008-09].....	62
9. Jessica Kochendorfer [2003-04].....	56
10. Anne Trapper [1975-76].....	55

## Double-Doubles (Since 2000)

1. Kourtney Brown [2009-10].....	19
2. Kourtney Brown [2010-11].....	18
3. Zakiyah Winfield [2022-23].....	15
4. Summer Hemphill [2018-19].....	13
Summer Hemphill [2021-22].....	13
6. Kristen Sharkey [2013-14].....	11
7. Tiffany Bell [1998-99].....	9
Heather Turner [2005-06].....	9
Kourtney Brown [2008-09].....	9
9. Kristen Sharkey [2014-15].....	8
Cassie Oursler [2017-18].....	8
11. LaToya Crumpton [1997-98].....	7
Tiffany Bell [1999-00].....	7
Jessica Kochendorfer [2003-04].....	7
Heather Turner [2006-07].....	7
Christa Baccas [2013-14].....	7
Alexus Malone [2014-15].....	7
15. Tiffany Bell [2000-01].....	6
Jessica Kochendorfer [2001-02].....	6
Heather Turner [2004-05].....	6
Summer Hemphill [2017-18].....	6



Christa Baccas owns three of the top six seasons for blocks in program history. She had a career-high 88 in 2012-13 and added 70 in 2013-14 and 63 in 2014-15. She ranks second overall in program history with 251.

## Career Records (Individual)

## Games Played

1. Summer Hemphill [2016-Pres.]...	134
2. Theresa Onwuka [2016-20].....	129
3. Kourtney Brown [2006-11].....	123
4. Jessica Fortman [2007-11].....	122
5. JoAnna Smith [2013-17].....	121
Christa Baccas [2011-15].....	121
7. Brittany Hedderson [2008-12].....	120
Kristen Sharkey [2010-15].....	120
Karin Moss [2012-16].....	120
10. Katherine Ups [2014-18].....	118

## Points

1. Dyaisha Fair [2019-22].....	2,035
2. Kourtney Brown [2006-11].....	1,995
3. Brenna Doty [1993-97].....	1,703
4. Tiffany Bell [1997-01].....	1,632
5. Brittany Hedderson [2008-12].....	1,462
6. Cierra Dillard [2017-19].....	1,422
7. Summer Hemphill [2016-22].....	1,417
8. Heather Turner [2004-08].....	1,412
9. JoAnna Smith [2013-17].....	1,395
10. Lynette Bubel [1989-93].....	1,383
11. Jessica Kochendorfer [2000-04].....	1,275
12. Kristen Sharkey [2010-15].....	1,264
13. Mackenzie Loesing [2012-15].....	1,243
14. Stephanie Reid [2014-18].....	1,218
15. Charissa Gardner [1994-98].....	1,173

## Scoring Average


1. Dyaisha Fair [2019-22].....	23.1
2. Cierra Dillard [2017-19].....	20.6
3. Janet Lilley [1977-81].....	16.8
4. Anne Trapper [1975-76].....	16.7
5. Kourtney Brown [2006-11].....	16.2
6. Tiffany Bell [1997-01].....	15.4
7. Brenna Doty [1993-97].....	14.7
8. Michelle Stiles [1982-85].....	14.5
9. Kate McMeeken-Ruscoe [2001-03].....	13.9
10. Mackenzie Loesing [2012-15].....	13.7

## Field Goals

1. Kourtney Brown [2006-11].....	805
2. Dyaisha Fair [2019-22].....	695
3. Tiffany Bell [1997-01].....	603
4. Heather Turner [2004-08].....	570
Summer Hemphill [2016-22].....	570
6. Brittany Hedderson [2008-12].....	555
7. Brenna Doty [1993-97].....	531
8. Jessica Kochendorfer [2000-04].....	501
9. JoAnna Smith [2013-17].....	494
10. Janet Lilley [1977-81].....	480
11. Lynette Bubel [1989-93].....	473
Caroline Hofer [1984-88].....	473
13. Kristen Sharkey [2010-15].....	455
14. Trish Ryan [1988-92].....	447
15. Cierra Dillard [2017-19].....	435

## Field Goals Attempted

1. Dyaisha Fair [2019-22].....	1,821
2. Brittany Hedderson [2008-12].....	1,468
3. Kourtney Brown [2006-11].....	1,416
4. JoAnna Smith [2013-17].....	1,336
5. Brenna Doty [1993-97].....	1,266
6. Tiffany Bell [1997-01].....	1,238
7. Lynette Bubel [1989-93].....	1,184
8. Mackenzie Loesing [2012-15].....	1,183
9. Gina Collora [1979-83].....	1,173
10. Janet Lilley [1977-81].....	1,157
11. Jessica Fortman [2007-11].....	1,135
12. Trish Ryan [1988-92].....	1,133
13. Jessica Kochendorfer [2000-04].....	1,117



Mari McClure holds the career free throw percentage record (81.9 percent).

14. Cierra Dillard [2017-19].....	1,115
15. Summer Hemphill [2016-Pres.].....	1,087

## Field Goal PCT (min. 200 made)

1. Heather Turner [2004-08].....	59.2
2. Kourtney Brown [2006-11].....	56.9
3. Summer Hemphill [2016-Pres.].....	52.4
4. Kristin Holtz [1992-96].....	51.9
5. Brandie Karhoff [1988-92].....	50.6
6. Nicole Blakeslee [1994-98].....	50.0
7. Cassie Oursler [2015-18].....	48.8
8. Tiffany Bell [1997-01].....	48.7
9. Anne Gallagher [1992-96].....	48.1
10. Christa Baccas [2011-15].....	47.0
11. Charissa Gardner [1994-98].....	46.9
12. Caroline Hofer [1984-88].....	45.7
13. Kim Kilpela [1999-04].....	45.6
14. Betsy Davendonis [1988-92].....	45.5
15. Lorrie Drennen [1989-93].....	45.2

## 3-PT Field Goals

1. Brenna Doty [1993-97].....	296
2. Stephanie Bennett [2004-08].....	230
3. Dyaisha Fair [2019-22].....	227
4. JoAnna Smith [2013-17].....	208
5. Cierra Dillard [2017-19].....	190
6. Brittany Hedderson [2008-12].....	161
7. Kim Coon [1995-99].....	140
8. Catherine Jacob [1995-99].....	132
9. Rachelle Matthys [2005-09].....	129
10. Mackenzie Loesing [2012-15].....	123
Nicki Hopkins [2009-13].....	123
12. Brooke Meunier [2002-06].....	116
13. Tara Perrier [1997-01].....	77
14. Stephanie Reid [2014-18].....	71
Natosha Cummings [1993-95].....	71
15. Jessica Fortman [2007-11].....	70

## 3-PT Field Goals Attempted

1. Brenna Doty [1993-97].....	721
2. Dyaisha Fair [2019-22].....	679
3. Stephanie Bennett [2004-08].....	636





## INDIVIDUAL

4. JoAnna Smith [2013-17] .....	630
5. Cierra Dillard [2017-19] .....	554
6. Brittany Hedderson [2008-12] .....	518
7. Mackenzie Loesing [2012-15] .....	496
8. Kim Coon [1995-99] .....	348
9. Rachelle Matthys [2005-09] .....	344
10. Nicki Hopkins [2009-13] .....	343
11. Brooke Meunier [2002-06] .....	328
12. Jessica Fortman [2007-11] .....	300
13. Catherine Jacob [1995-99] .....	284
14. Stephanie Reid [2014-18] .....	248
15. Karin Moss [2012-16] .....	246

## 3-PT Field Goal PCT (min. 30 made)

1. Brenna Doty [1993-97] .....	41.1
2. Kim Coon [1995-99] .....	40.2
3. Abby Dowd [2009] .....	39.6
4. Rachelle Matthys [2005-09] .....	37.5
5. Erin Lawrenson [2001-04] .....	37.2
6. Stephanie Bennett [2004-08] .....	36.2
7. Nicki Hopkins [2009-13] .....	37.5
8. Catherine Jacob [1995-99] .....	35.6
9. Brooke Meunier [2002-06] .....	35.4
10. Trish Ryan [1988-92] .....	35.3
11. Cierra Dillard [2017-19] .....	34.3
12. Michele Carroll [1989-93] .....	33.8
13. Kate McMeeken-Ruscoe [2001-03] .....	33.2
14. Dyaisha Fair [2019-22] .....	33.4
15. JoAnna Smith [2013-17] .....	33.0
Tara Perrier [1997-01] .....	33.0

## Free Throws

1. Tiffany Bell [1997-01] .....	419
2. Dyaisha Fair [2019-22] .....	418
3. Kourtney Brown [2009-10] .....	385
4. Cierra Dillard [2017-19] .....	362
5. Brenna Doty [1993-97] .....	345
6. Lynette Bubel [1989-93] .....	342
7. Charissa Gardner [1994-98] .....	331
8. Stephanie Reid [2014-18] .....	307
9. Kristen Sharkey [2010-15] .....	305
10. Mari McClure [1997-01] .....	289
11. Brandie Karhoff [1988-92] .....	286
12. Mackenzie Loesing [2012-15] .....	276
13. Heather Turner [2004-08] .....	271
14. Catherine Jacob [1995-99] .....	264
15. Summer Hemphill [2016-22] .....	258

## Free Throws Attempted

1. Kourtney Brown [2006-11] .....	600
2. Tiffany Bell [1997-01] .....	585
3. Charissa Gardner [1994-98] .....	550
4. Dyaisha Fair [2019-22] .....	534
5. Heather Turner [2004-08] .....	511
6. Lynette Bubel [1989-93] .....	482
7. Brandie Karhoff [1988-92] .....	452
8. Cierra Dillard [2017-19] .....	448
9. Brenna Doty [1993-97] .....	422
10. Mackenzie Loesing [2012-15] .....	408
11. Stephanie Reid [2014-18] .....	398
12. Kristen Sharkey [2010-15] .....	395
13. Summer Hemphill [2016-22] .....	388
14. Janet Lilley [1977-81] .....	366
15. Michelle Stiles [1982-85] .....	362

## Free Throw PCT (min. 100 made)

1. Mari McClure [1997-01] .....	81.9
2. Brenna Doty [1993-97] .....	81.8
3. Cierra Dillard [2017-19] .....	80.8
4. Dyaisha Fair [2019-22] .....	78.3
5. Jamie Schiebner [2005-09] .....	77.5
6. Kristen Sharkey [2010-15] .....	77.2
7. Stephanie Reid [2014-18] .....	77.1

8. Megan McCray [1995-99] .....	76.6
9. Brooke Meunier [2002-06] .....	76.4
10. Cassie Oursler [2015-18] .....	74.4
11. Kim Coon [1995-99] .....	74.3
12. Catherine Jacob [1995-99] .....	73.5
13. Jessica Kochendorfer [2000-04] .....	73.2
14. Brittany Hedderson [2008-12] .....	72.8
15. JoAnna Smith [2013-17] .....	72.4

## Rebounds

1. Summer Hemphill [2016-22] .....	1,153
2. Kourtney Brown [2006-11] .....	1,124
3. Janet Lilley [1977-81] .....	982
4. Heather Turner [2004-08] .....	905
5. Gina Collora [1979-83] .....	896
6. Christa Baccas [2011-15] .....	885
7. Tiffany Bell [1997-01] .....	792
8. Jessica Kochendorfer [2000-04] .....	767
9. Caroline Hofer [1984-88] .....	766
10. Marie Bajko [1980-83] .....	764
11. Kristen Sharkey [2010-15] .....	759
12. Lorrie Drennen [1989-93] .....	730
13. Jessica Fortman [2007-11] .....	707
14. Betsy Davendonis [1988-92] .....	684
15. Jamie Schiebner [2005-09] .....	671

## Rebound Average

1. Anne Trapper [1975-76] .....	15.4
2. Janet Lilley [1977-81] .....	14.7
3. Marie Bajko [1980-83] .....	10.9
4. Gina Collora [1979-83] .....	10.3
5. Kourtney Brown [2006-11] .....	9.2
6. Heidi Steckstor [1989-90] .....	8.7
7. Caroline Hofer [1984-88] .....	8.6
Summer Hemphill [2016-22] .....	8.6
8. Lyn Lodinsky [1984-86] .....	8.5
10. Heather Turner [2004-08] .....	7.9
Paula Hills [1976-78] .....	7.9

## Assists

1. Stephanie Reid [2014-18] .....	681
2. Catherine Jacob [1995-99] .....	571
3. Brenna Doty [1993-97] .....	462
4. Sonia Ortega [1997-01] .....	451
5. Stephanie Bennett [2004-08] .....	429
6. Ashley Zuber [2006-pres] .....	388
7. Dyaisha Fair [2019-22] .....	377
8. Cierra Dillard [2017-19] .....	376
9. Margeaux Gupilan [2010-14] .....	360
10. Beckie Harvey [1987-91] .....	330
11. Mari McClure [1997-01] .....	316
12. Brittany Hedderson [2008-12] .....	311
13. Trish Ryan [1988-92] .....	279
14. Lynette Bubel [1989-93] .....	274
15. Jessica Fortman [2007-11] .....	261

## Steals

1. Lorrie Drennen [1989-93] .....	253
2. Sonia Ortega [1997-01] .....	251
Lynette Bubel [1989-93] .....	251
4. Trish Ryan [1988-92] .....	231
5. Dyaisha Fair [2019-22] .....	224
6. Brenna Doty [1993-97] .....	219
7. Marie Bajko [1980-83] .....	218
Stephanie Reid [2014-18] .....	218
9. Catherine Jacob [1995-99] .....	210
10. Robin Dulmage [1978-81] .....	205

## Blocked Shots

1. Kourtney Brown [2006-11] .....	260
2. Christa Baccas [2011-15] .....	251
3. Summer Hemphill [2016-22] .....	166



**Sonia Ortega set a single-season record with 188 assists during the 1999-2000 season. She now ranks second to Ashley Zuber who owns the school record with 198.**

4. Jessica Kochendorfer [2000-04] .....	163
5. Nicole Blakeslee [1994-98] .....	159
6. Cassie Oursler [2015-18] .....	147
7. Beth Christensen [2008-11] .....	115
8. Jessica Fortman [2007-11] .....	112
9. Caroline Hofer [1984-88] .....	108
10. Tiffany Bell [1997-01] .....	107
11. Kim Kilpela [1999-04] .....	105
12. Gina Collora [1979-83] .....	99
13. Kristen Sharkey [2010-15] .....	98
14. Lisette Prinzing [1994-98] .....	91
15. Janet Lilley [1977-81] .....	*89

## Double-Doubles (Since 2000)

1. Kourtney Brown [2006-11] .....	47
2. Summer Hemphill [2016-22] .....	33
3. Heather Turner [2004-08] .....	27
4. Tiffany Bell [1997-01] .....	23
Kristen Sharkey [2010-15] .....	23
6. Jessica Kochendorfer [2000-04] .....	19
7. Christa Baccas [2011-15] .....	16
8. Zakiyah Winfield [2022-23] .....	15
9. Jamie Schiebner [2004-08] .....	14
10. Kim Kilpela [1999-04] .....	13
11. Cassie Oursler [2014-18] .....	12
12. Alexis Malone [2013-15] .....	10
Stephanie Reid [2014-18] .....	10




**Stephanie Reid owns the school record for assists in a season with 233 (2016-17) and in career assists with 681 (2017-18).**



## Year-By-Year (1975-pres.)

Year	GP	MP	FG-FGA	PCT	3-Point		FT-FTA	PCT	Rebounds				PF	A	TO	B	S	PTS	AVG
					FG-FGA	PCT			OFF	DEF	TOT	AVG							
1975-76	18	-	453-1265	.358	-	-	116-244	.475	-	-	1053	<b>58.5</b>	341	68	256	71	236	1022	56.8
1976-77	16	-	378-1084	.349	-	-	98-226	.434	204	310	514	32.1	332	129	330	-	257	854	53.4
1977-78*	19	-	498-1146	.435	-	-	182-342	.532	-	-	578	30.4	340	147	-	-	291	1227	64.6
1978-79	20	-	431-1400	.308	-	-	160-390	.410	-	-	978	48.9	383	156	<b>730</b>	-	325	1036	51.8
1979-80	18	-	452-1381	.327	-	-	191-393	.486	-	-	861	47.8	341	190	577	75	451	1095	60.8
1980-81	20	-	503-1440	.349	-	-	197-410	.480	-	-	1049	52.5	-	287	626	110	312	1203	60.2
1981-82	24	-	568-1681	.338	-	-	262-473	.554	-	-	1400	58.3	-	347	713	120	338	1398	58.3
1982-83	26	-	635-1831	.347	-	-	305-551	.554	-	-	974	37.5	526	236	600	72	356	1575	60.6
1983-84	21	-	429-1288	.330	-	-	318-502	.633	-	-	1030	49.0	445	202	539	-	233	1176	56.0
1984-85	20	-	505-1172	.431	-	-	239-411	.582	-	-	916	45.8	386	330	430	-	254	1249	62.5
1985-86	23	-	509-1380	.369	-	-	204-392	.521	-	-	927	40.3	414	-	-	-	-	1222	53.1
1986-87	23	-	575-1464	.393	-	-	214-385	.556	-	-	1004	43.7	412	329	548	70	282	1364	59.3
1987-88	23	-	655-1510	.434	14-63	.222	210-380	.553	-	-	1010	43.9	438	311	501	71	251	1534	66.7
1988-89	28	-	720-1795	.401	34-95	.358	338-565	.598	-	-	1145	40.8	578	341	573	47	351	1824	65.1
1989-90	28	5600	787-1711	.459	30-95	.315	364-558	.652	-	-	1036	37.0	535	398	597	47	379	1918	68.5
1990-91	27	5250	753-1796	.419	22-70	.314	427-628	.679	495	642	1144	42.3	610	342	646	42	361	1865	69.1
1991-92	29	5850	816-1845	.442	38-109	.349	510-728	.701	462	656	1118	38.6	609	417	587	67	<b>490</b>	2180	75.2
1992-93	26	5250	652-1588	.411	37-141	.262	420-610	.689	428	616	1044	40.2	566	365	578	35	333	1761	67.7
1993-94	29	5800	747-1864	.401	102-362	.282	389-577	.674	514	717	1231	42.4	534	455	514	61	375	1985	68.4
1994-95	28	5600	703-1656	.425	138-402	.343	414-641	.646	401	778	1179	42.1	482	465	565	84	282	958	69.9
1995-96	31	6200	839-1850	.454	170-445	.382	534-772	.692	451	894	1345	43.4	578	560	636	173	326	2382	76.8
1996-97	28	5600	745-1572	<b>.474</b>	200-485	<b>.412</b>	485-682	.711	353	718	1071	38.3	573	487	582	125	272	2175	77.7
1997-98	28	5650	750-1712	.438	138-404	.341	450-668	.673	433	710	1143	40.8	578	459	609	131	314	2088	74.5
1998-99	27	5475	690-1575	.438	64-260	.246	403-605	.666	357	625	982	36.4	527	424	465	76	246	1847	68.4
1999-00	29	5850	719-1704	.422	83-260	.319	386-567	.681	352	721	1073	37.0	494	467	515	97	271	1907	65.8
2000-01	28	5675	700-1616	.433	104-310	.335	430-588	.731	335	703	1038	37.1	452	418	437	88	234	1934	69.1
2001-02	28	5600	576-1452	.397	97-328	.296	285-419	.680	304	673	977	34.9	417	385	554	92	226	1534	54.8
2002-03	29	5875	734-1619	.453	90-245	.367	331-462	.716	318	751	1069	36.9	492	497	579	112	260	1889	65.1
2003-04	27	5400	591-1484	.398	93-317	.293	309-431	.717	315	619	934	34.6	446	354	507	107	180	1584	58.7
2004-05	28	5625	553-1506	.367	122-418	.292	242-402	.602	342	609	951	34.0	489	359	579	52	184	1470	52.5
2005-06	28	5700	621-1539	.404	150-431	.348	308-465	.662	341	680	1021	36.5	465	400	502	28	181	1700	60.7
2006-07	29	5850	640-1600	.400	139-415	.335	306-508	.602	377	728	1105	38.1	491	402	544	72	209	1725	59.5
2007-08	30	6025	716-1762	.406	129-394	.327	303-485	.625	406	775	1161	38.7	489	411	537	93	254	1864	62.1
2008-09	32	6475	779-1948	.400	143-478	.299	357-561	.636	467	788	1255	39.2	536	471	615	150	275	2058	64.3
2009-10	30	6075	679-1693	.401	157-487	.322	364-537	.678	444	744	1188	39.6	481	395	627	130	241	1879	62.6
2010-11	32	6425	803-2008	.400	174-586	.297	347-518	.670	492	861	1353	42.3	507	510	554	<b>182</b>	277	2127	66.5
2011-12	31	6225	699-1806	.387	148-458	.323	379-578	.656	389	787	1176	37.9	488	382	604	132	286	1925	62.1
2012-13	32	6400	697-1885	.370	209-684	.206	354-504	.702	414	800	1214	37.9	549	435	586	152	301	1957	61.2
2013-14	30	6050	742-1878	.395	155-608	.255	407-621	.655	421	847	1268	42.3	639	419	527	135	307	2046	68.2
2014-15	32	6425	732-1977	.370	148-567	.261	447-667	.670	509	836	1345	42.0	617	390	578	130	342	2059	64.3
2015-16	34	6825	764-2099	.364	206-689	.299	347-536	.647	<b>519</b>	871	1390	40.9	686	446	562	106	312	2081	61.2
2016-17	32	6400	804-2035	.395	178-617	.288	386-607	.636	514	853	1367	42.7	646	468	489	126	292	2172	67.9
2017-18	<b>35</b>	<b>7050</b>	<b>1011-2339</b>	.432	230-687	.335	480-676	.710	512	<b>949</b>	<b>1461</b>	41.7	<b>694</b>	<b>633</b>	555	163	422	<b>2732</b>	<b>78.1</b>
2018-19	34	6851	892-2169	.413	<b>242-765</b>	.316	<b>563-725</b>	<b>.777</b>	505	871	1376	40.5	646	491	517	83	327	2589	76.1
2019-20	31	6250	791-1989	.398	191-700	.273	379-534	.710	483	830	1313	42.4	563	362	509	79	269	2152	69.4
2020-21	24	4825	645-1588	.406	149-469	.318	332-466	.712	387	649	1036	43.2	433	311	325	63	193	1771	73.8
2021-22	34	6850	962-2247	.428	196-604	.325	457-627	.729	483	943	1426	41.9	485	507	478	132	327	2577	75.8
2022-23	28	5626	675-1542	.438	156-455	.343	317-443	.716	210	722	932	33.3	377	375	385	48	190	1823	65.1

Single-Season Record in **BOLD**



Brenna Doty



Catherine Jacob



Katherine Ups



## INDIVIDUAL (1975-pres.)

## SCORING

Year	Player	No.	Avg.
1975-76	Anne Trapper	300	16.7
1976-77	Regina Frazier	142	8.8
1977-78	Janet Lilley	175	12.5
1978-79	Janet Lilley	258	17.2
1979-80	Janet Lilley	316	17.6
1980-81	Janet Lilley	378	14.5
1981-82	Marie Bajko	359	15.0
1982-83	Michelle Stiles	387	14.9
1983-84	Michelle Stiles	303	14.4
1984-85	Michelle Stiles	282	14.1
1985-86	Caroline Hofer	289	12.6
1986-87	Caroline Hofer	395	17.2
1987-88	Caroline Hofer	328	14.3
1988-89	Brandie Karhoff	329	12.7
1989-90	Heidi Steckstor	452	16.1
1990-91	Trish Ryan	353	13.1
1991-92	Lynette Bubel	394	13.6
1992-93	Lynette Bubel	403	15.5
1993-94	Brooke Smith	357	12.3
1994-95	Brenna Doty	442	15.8
1995-96	Brenna Doty	506	16.3
1996-97	Brenna Doty	487	17.4
1997-98	Charissa Gardner	368	13.1
1998-99	Tiffany Bell	413	15.3
1999-00	Tiffany Bell	493	19.0
2000-01	Tiffany Bell	517	18.5
2001-02	Jessica Kochendorfer	401	14.3
2002-03	Kate McMeeken-Ruscoe	449	15.5
2003-04	Jessica Kochendorfer	344	13.8
2004-05	Heather Turner	311	11.1
2005-06	Heather Turner	401	14.3
2006-07	Heather Turner	351	12.1
2007-08	Stephanie Bennett	389	13.0
2008-09	Kourtney Brown	532	16.6
2009-10	Kourtney Brown	535	17.8
2010-11	Kourtney Brown	708	22.1
2011-12	Brittany Hedderson	631	20.4
2012-13	Mackenzie Loesing	370	11.6
2013-14	Mackenzie Loesing	473	16.3
2014-15	Kristen Sharkey	454	14.2
2015-16	JoAnna Smith	621	18.3
2016-17	JoAnna Smith	551	17.2
2017-18	Cierra Dillard	566	16.2
2018-19	Cierra Dillard	856	25.2
2019-20	Dyaisha Fair	660	22.0
2020-21	Dyaisha Fair	579	24.1
2021-22	Dyaisha Fair	796	23.4
2022-23	Re'Shawna Stone	486	17.4

## REBOUNDING

Year	Player	No.	Avg.
1975-76	Anne Trapper	278	15.4
1976-77	Paula Hills	128	8.0
1977-78	Janet Lilley	132	9.4
1978-79	Janet Lilley	248	16.5
1979-80	Janet Lilley	312	17.3
1980-81	Janet Lilley	290	14.5
1981-82	Marie Bajko	323	13.5
1982-83	Gina Collora	262	10.1
1983-84	Tricia Reinis	154	7.3
1984-85	Lyn Lodinsky	164	8.2
1985-86	Lyn Lodinsky	203	8.8
1986-87	Caroline Hofer	289	12.6
1987-88	Caroline Hofer	215	9.3
1988-89	Brandie Karhoff	238	9.2
1989-90	Heidi Steckstor	244	8.7
1990-91	Lorrie Drennen	115	7.7
1991-92	Lorrie Drennen	183	6.8
1992-93	Lorrie Drennen	114	8.6
1993-94	Brooke Smith	218	7.5
1994-95	Anne Gallagher	178	6.4
1995-96	Anne Gallagher	228	7.4
1996-97	LaToya Crumpton	161	6.0
1997-98	LaToya Crumpton	197	7.2
1998-99	Tiffany Bell	234	8.7
1999-00	Tiffany Bell	205	7.9
2000-01	Tiffany Bell	214	7.6
2001-02	Jessica Kochendorfer	214	7.6
2002-03	Jessica Kochendorfer	194	

7.2

2003-04	Jessica Kochendorfer	212	8.5
2004-05	Heather Turner	215	7.7
2005-06	Heather Turner	228	8.1
2006-07	Heather Turner	235	8.1
2007-08	Heather Turner	227	7.8
2008-09	Kourtney Brown	261	8.2
2009-10	Kourtney Brown	346	11.5
2010-11	Kourtney Brown	372	11.6
2011-12	Beth Christensen	239	7.7
2012-13	Christa Baccas	285	8.9
2013-14	Kristen Sharkey	262	8.7
2014-15	Kristen Sharkey	258	8.1
2015-16	JoAnna Smith	206	6.1
2016-17	Summer Hemphill	236	7.4
2017-18	Summer Hemphill	255	7.3
2018-19	Summer Hemphill	268	10.3
2019-20	Theresa Onwuka	226	7.3
2020-21	Dyaisha Fair	143	6.0
2021-22	Summer Hemphill	354	10.4
2022-23	Zakiyah Winfield	293	10.5

## FIELD GOALS MADE

Year	Player	No.
1975-76	Anne Trapper	130
1976-77	Regina Frazier	66
1977-78	Paula Hills	92
1978-79	Janet Lilley	111
1979-80	Janet Lilley	135
1980-81	Janet Lilley	160
1981-82	Marie Bajko	143
1982-83	Michelle Stiles	151
1983-84	Michelle Stiles	100
1984-85	Michelle Stiles	109
1985-86	Caroline Hofer	122
1986-87	Caroline Hofer	169
1987-88	Caroline Hofer	140
1988-89	Brandie Karhoff	113
1989-90	Heidi Steckstor	188
1990-91	Trish Ryan	140
1991-92	Lynette Bubel	135
	Betsy Davendonis	135
1992-93	Lynette Bubel	136
1993-94	Brooke Smith	142
1994-95	Brenna Doty	137
1995-96	Brenna Doty	163
1996-97	Brenna Doty	148
1997-98	Charissa Gardner	129
1998-99	Tiffany Bell	159
1999-00	Tiffany Bell	174
2000-01	Tiffany Bell	187
2001-02	Jessica Kochendorfer	155
2002-03	Kate McMeeken-Ruscoe	182
2003-04	Jessica Kochendorfer	135
2004-05	Heather Turner	128
2005-06	Heather Turner	157
2006-07	Heather Turner	143
2007-08	Heather Turner	142
2008-09	Kourtney Brown	220
2009-10	Kourtney Brown	204
2010-11	Kourtney Brown	287
2011-12	Brittany Hedderson	237
2012-13	Mackenzie Loesing	124
2013-14	Kristen Sharkey	168
2014-15	Kristen Sharkey	158
2015-16	JoAnna Smith	220
2016-17	JoAnna Smith	194
2017-18	Cassie Oursler	190
2018-19	Cierra Dillard	259
2019-20	Dyaisha Fair	232
2020-21	Dyaisha Fair	187
2021-22	Dyaisha Fair	276
2022-23	Re'Shawna Stone	173

## FIELD GOAL PCT (min. 1.0 FGA per game)

Year	Player	FG-FGA	Pct.
1975-76	Lynne Azzaro	14-33	42.4
1976-77	Anna Eng	27-52	51.9
1977-78	Beth Krantz	26-50	52.0
1978-79	Beth Krantz	74-203	36.5
1979-80	Janet Lilley	135-323	41.8

1980-81	Janet Lilley	160-320	50.0
1981-82	Marie Bajko	143-354	40.4
1982-83	Lorraine Givens	100-227	44.1
1983-84	Tricia Reinis	64-152	42.1
1984-85	Alicia Gloyeske	38-79	48.1
1985-86	Caroline Hofer	122-270	45.2
1986-87	Caroline Hofer	169-371	45.6
1987-88	Caroline Hofer	140-304	46.1
1988-89	Brandie Karhoff	113-235	48.1
1989-90	Heidi Steckstor	188-349	53.8
1990-91	Lynne Baschnagel	44-67	65.6
1991-92	Brandie Karhoff	91-162	56.2
1992-93	Anne Gallagher	51-106	48.1
1993-94	Kristin Holtz	70-127	55.1
1994-95	Kristin Holtz	87-167	52.1
1995-96	Nicole Blakeslee	92-168	54.8
1996-97	LaToya Crumpton	94-170	55.3
1997-98	Courtney Joseph	17-29	58.6
1998-99	Samantha Cerny	77-148	52.0
1999-00	Tiffany Bell	174-359	48.5
2000-01	Tiffany Bell	187-362	51.7
2001-02	Jessica Kochendorfer	155-340	45.6
2002-03	Rachel Martin	66-123	53.7
2003-04	Kim Kilpela	115-252	45.6
2004-05	Heather Turner	128-224	57.1
2005-06	Heather Turner	157-257	61.1
2006-07	Heather Turner	143-236	60.6
2007-08	Heather Turner	142-246	57.7
2008-09	Kourtney Brown	220-376	58.5
2009-10	Kourtney Brown	204-361	56.5
2010-11	Kourtney Brown	287-487	58.9
2011-12	Christa Baccas	73-147	49.7
2012-13	Christa Baccas	105-220	47.7
2013-14	Kristen Sharkey	168-359	46.8
2014-15	Christa Baccas	89-199	44.7
2015-16	Cassie Oursler	82-175	46.9
2016-17	Summer Hemphill	73-139	52.5
2017-18	Summer Hemphill	147-257	57.2
2018-19	Summer Hemphill	150-258	58.1
2019-20	Keowa Walters	67-113	59.3
2020-21	Adebola Adeyeye	51-90	56.7
2021-22	Adebola Adeyeye	82-146	56.2
2022-23	Latrice Perkins	46-90	51.1

## 3-PT FIELD GOALS MADE

Year	Player	No.
1987-88	Michele Carroll	8
1988-89	Michele Carroll	14
1989-90	Lynette Bubel	15
1990-91	Lynette Bubel	12
1991-92	Lynette Bubel	18
1992-93	Lynette Bubel	18
1993-94	Brenna Doty	34
1994-95	Brenna Doty	70
1995-96	Brenna Doty	94
1996-97	Brenna Doty	98
1997-98	Catherine Jacob	53
1998-99	Catherine Jacob	26
1999-00	Tara Perrier	37
2000-01	Tara Perrier	37
2001-02	Erin Lawrenson	34
2002-03	Kate McMeeken-Ruscoe	31
2003-04	Brooke Meunier	23
2004-05	Brooke Meunier	36
2005-06	Stephanie Bennett	50
	Brooke Meunier	50
2006-07	Stephanie Bennett	70
2007-08	Stephanie Bennett	76
2008-09	Rachelle Matthys	59
2009-10	Brittany Hedderson	38
2010-11	Brittany Hedderson	46
2011-12	Brittany Hedderson	58
2012-13	Sloane Walton	43
2013-14	Mackenzie Loesing	40
2014-15	Mackenzie Loesing	43
2015-16	JoAnna Smith	100
2016-17	JoAnna Smith	89
2017-18	Cierra Dillard	85
2018-19	Cierra Dillard	105
2019-20	Dyaisha Fair	74
2020-21	Dyaisha Fair	60





## INDIVIDUAL (1975-pres.)

2021-22	Dyaisha Fair	93
2022-23	Hattie Ogden	45
	Re'Shawna Stone	45

## 3-PT FIELD GOAL PCT (min. 1.0 3FGA per game)

Year	Player	3FG-FGA	Pct.
1987-88	Michele Carroll	8-24	33.3
1988-89	Michele Carroll	14-41	34.1
1989-90	Lynette Bubel	15-45	33.3
1990-91	Lynette Bubel	12-39	30.7
1991-92	Lynette Bubel	18-55	32.7
1992-93	Lynette Bubel	18-54	33.3
1993-94	Brenna Doty	34-87	39.1
1994-95	Brenna Doty	70-185	37.8
1995-96	Brenna Doty	94-236	39.8
1996-97	Brenna Doty	98-213	46.0
1997-98	Samantha Cerny	21-46	45.7
1998-99	Catherine Jacob	26-92	28.3
1999-00	Tara Perrier	37-96	38.5
2000-01	Mari McClure	25-62	40.3
2001-02	Erin Lawrenson	34-94	36.2
2002-03	Allison Bennett	13-31	41.9
2003-04	Talia Merlino	16-38	42.1
2004-05	Brooke Meunier	36-87	41.4
2005-06	Stephanie Bennett	50-121	41.3
2006-07	Stephanie Bennett	70-191	36.6
2007-08	Stephanie Bennett	76-200	38.0
2008-09	Rachelle Matthys	59-160	36.9
2009-10	Abby Dowd	36-91	39.3
2010-11	Nicki Hopkins	44-112	39.3
2011-12	Nicki Hopkins	35-98	35.7
2012-13	Sloane Walton	43-119	36.1
2013-14	Margeaux Gupilan	32-93	34.4
2014-15	Mackenzie Loesing	43-177	24.3
2015-16	Courtney Wilkins	21-56	37.5
2016-17	Courtney Wilkins	28-84	33.3
2017-18	Autumn Jones	45-126	35.7
2018-19	Cierra Dillard	105-308	34.1
2019-20	Dyaisha Fair	74-236	31.4
2020-21	Hanna Hall	38-115	33.0
2021-22	Dyaisha Fair	93-253	36.8
2022-23	Re'Shawna Stone	45-111	40.5

## FREE THROW PCT (min. 1.0 FTA per game)

Year	Player	FT-FTA	Pct.
1975-76	Nan Harvey	17-23	73.9
1976-77	Marilyn Dellwardt	15-19	78.9
1977-78	Dottie Holtz	25-37	67.6
1978-79	Beth Krantz	29-58	50.0
1979-80	Maureen Klein	37-59	62.7
1980-81	Sue DeCook	21-34	61.8
1981-82	Lorraine Givens	50-80	62.5
1982-83	Lorraine Givens	28-41	68.3
1983-84	Michelle Stiles	103-137	75.2
1984-85	Michelle Stiles	64-97	66.0
1985-86	Lyn Lodinsky	43-66	65.2
1986-87	Michele Carroll	48-72	66.7
1987-88	Renee Ferraraccio	32-40	80.0
1988-89	Renee Ferraraccio	26-39	66.7
1989-90	Heidi Steckstor	83-113	73.5
1990-91	Trish Ryan	67-93	72.0
1991-92	Lynette Bubel	106-138	76.8
1992-93	Nadine Mastroleo	29-38	76.3
1993-94	Melanie Vogel	37-46	80.4
1994-95	Brenna Doty	98-124	79.0
1995-96	Kim Coon	27-32	84.4
1996-97	Brenna Doty	93-109	85.3
1997-98	Megan McCray	37-47	78.7
1998-99	Mari McClure	88-109	80.7
1999-00	Tiffany Bell	145-183	79.2
2000-01	Mari McClure	119-141	84.4
2001-02	Kate McMeeken-Rusco	44-60	73.3
2002-03	Kate McMeeken-Rusco	54-65	83.1
2003-04	Kelly Calderone	42-49	85.7
2004-05	Allison Bennett	46-63	73.0
2005-06	Brooke Meunier	74-91	81.3
2006-07	Jamie Schiebner	30-41	73.2
2007-08	Jamie Schiebner	50-32	80.6
2008-09	Jessica Fortman	84-111	75.7
2009-10	Jessica Fortman	85-115	73.9
2010-11	Ashley Zuber	40-48	83.3
2011-12	Ephesia Holmes	44-54	81.5

2012-13	Margeaux Gupilan	37-46	80.4
2013-14	Kristen Sharkey	94-127	74.0
2014-15	Kristen Sharkey	111-142	78.2
2015-16	Stephanie Reid	82-101	81.2
2016-17	JoAnna Smith	74-95	77.9
2017-18	Cassie Oursler	64-78	82.1
2018-19	Cierra Dillard	233-287	81.2
2019-20	Hanna Hall	49-58	84.5
2020-21	Dyaisha Fair	145-179	81.0
2021-22	Georgia Woolley	98-115	85.2
2022-23	Jazmine Young	105-130	80.8

## ASSISTS

Year	Player	No.
1975-76	n/a	n/a
1976-77	Clyde O'Malley	25
1977-78	Regina Frazier	33
1978-79	Beth Krantz	56
1979-80	Robin Dulmage	50
1980-81	Robin Dulmage	115
1981-82	Lorraine Givens	106
1982-83	Lorraine Givens	50
1983-84	Michelle Stiles	45
1984-85	Michelle Stiles	95
1985-86	n/a	n/a
1986-87	Nancy Fultz	85
1987-88	Beckie Harvey	128
1988-89	Beckie Harvey	107
1989-90	Beckie Harvey	84
1990-91	Trish Ryan	115
1991-92	Tianni Charles	94
1992-93	Lynette Bubel	88
1993-94	Brenna Doty	99
1994-95	Brenna Doty	156
1995-96	Catherine Jacob	163
1996-97	Catherine Jacob	166
1997-98	Catherine Jacob	118
1998-99	Catherine Jacob	124
1999-00	Sonia Ortega	188
2000-01	Sonia Ortega	137
2001-02	Virginia Jennings	121
2002-03	Hollie Cook	175
2003-04	Allison Bennett	61
2004-05	Stephanie Bennett	92
2005-06	Stephanie Bennett	125
2006-07	Stephanie Bennett	127
2007-08	Ashley Zuber	106
2008-09	Brittany Hedderson	107
2009-10	Jessica Fortman	81
2010-11	Ashley Zuber	198
2011-12	Margeaux Gupilan	85
2012-13	Margeaux Gupilan	131
2013-14	Margeaux Gupilan	137
2014-15	Stephanie Reid	65
2015-16	Stephanie Reid	172
2016-17	Stephanie Reid	233
2017-18	Stephanie Reid	211
2018-19	Cierra Dillard	194
2019-20	Dyaisha Fair	106
2020-21	Dyaisha Fair	122
2021-22	Dyaisha Fair	149
2022-23	Zakiyah Winfield	109

## STEALS

Year	Player	No.
1975-76	Clyde O'Malley	94
1976-77	Clyde O'Malley	53
1977-78	Regina Frazier	55
1978-79	Beth Krantz	77
1979-80	Robin Dulmage	92
1980-81	Robin Dulmage	79
1981-82	Marie Bajko	95
1982-83	Marie Bajko	86
1983-84	Tricia Reinis	38
1984-85	Michelle Stiles	67
1985-86	n/a	n/a
1986-87	Roma Marracino	62
1987-88	Beckie Harvey	61
1988-89	Beckie Harvey	78
1989-90	Heidi Steckstor	53
1990-91	Trish Ryan	67
1991-92	Lynette Bubel	85
1992-93	Lorrie Drennen	71

1993-94	Brooke Smith	78
1994-95	Brenna Doty	69
1995-96	Brenna Doty	54
1996-97	Catherine Jacob	66
1997-98	LaToya Crumpton	80
1998-99	Tiffany Bell	40
	Catherine Jacob	40
1999-00	Sonia Ortega	82
2000-01	Sonia Ortega	79
2001-02	Kate McMeeken-Rusco	52
2002-03	Hollie Cook	77
2003-04	Kim Kilpela	35
2004-05	Stephanie Bennett	36
2005-06	Stephanie Bennett	50
2006-07	Jamie Schiebner	48
2007-08	Stephanie Bennett	39
2008-09	Kourtney Brown	45
2009-10	Kourtney Brown	59
2010-11	Kourtney Brown	54
2011-12	Beth Christensen	55
2012-13	Mackenzie Loesing	66
2013-14	Margeaux Gupilan	60
2014-15	Alexus Malone	54
2015-16	Stephanie Reid	63
2016-17	Stephanie Reid	65
2017-18	Cierra Dillard	105
2018-19	Cierra Dillard	97
2019-20	Dyaisha Fair	83
2020-21	Dyaisha Fair	70
2021-22	Georgia Woolley	73
2022-23	Zakiyah Winfield	50

## BLOCKED SHOTS

Year	Player	No.
1975-76	Anne Trapper	55
1976-77	n/a	n/a
1977-78	n/a	n/a
1978-79	n/a	n/a
1979-80	Janet Lilley	39
1980-81	Janet Lilley	50
1981-82	Gina Collora	33
1982-83	Michelle Stiles	22
1983-84	n/a	n/a
1984-85	n/a	n/a
1985-86	n/a	n/a
1986-87	Caroline Hofer	45
1987-88	Caroline Hofer	24
1988-89	Lynne Baschnagel	12
1989-90	Betsy Davendonis	9
1990-91	Lorrie Drennen	6
	Brooke Smith	6
1991-92	Sha-Kim Wilson	23
1992-93	Kristin Holtz	13
1993-94	Kristin Holtz	21
1994-95	Nicole Blakeslee	27
1995-96	Nicole Blakeslee	70
1996-97	Nicole Blakeslee	36
1997-98	LaToya Crumpton	35
1998-99	Tiffany Bell	35
1999-00	Tiffany Bell	23
2000-01	Jessica Kochendorfer	29
2001-02	Jessica Kochendorfer	38
2002-03	Jessica Kochendorfer	40
2003-04	Jessica Kochendorfer	56
2004-05	Heather Turner	16
2005-06	Viorica Badinici	9
2006-07	Kourtney Brown	31
2007-08	Jessica Fortman	30
2008-09	Kourtney Brown	62
2009-10	Kourtney Brown	63
2010-11	Kourtney Brown	104
2011-12	Beth Christensen	43
2012-13	Christa Baccas	88
2013-14	Christa Baccas	70
2014-15	Christa Baccas	63
2015-16	Cassie Oursler	33
2016-17	Cassie Oursler	49
2017-18	Cassie Oursler	65
2018-19	Summer Hemphill	35
2019-20	Marissa Hamilton	17
2020-21	Adebola Adeyeye	15
2021-22	Summer Hemphill	43
2022-23	Zakiyah Winfield	13



## YEARS (1973-present)

**A**  
 Abayomi, Tomi (2005-07)  
 Acosta, Natalie (1988-92)  
 Adams, Alexix (2018-20)  
 Adeyeye, Adebola (2018-22)  
 Albert-Bobb, Heidi (1995-97)  
 Andersson, Elinor (1997-99)  
 Angemi, Camille (1991-92)  
 Atanas, Dina (2003)  
 Azzaro, Lynne (1974-76)

**B**  
 Baccas, Christa (2011-15)  
 Bade, Gabi (2015-17)  
 Badinici, Viorica (2004-06)  
 Bajko, Marie (1980-83)  
 Bannon, Barb (1973-74)  
 Bantelman, Rachel (2010-13)  
**Baron, Briyanna (2022-Pres.)**  
 Barone, Cris (1973-75)  
 Baschnagel, Lynne (1987-91)  
 Beaudry, Jane (1984-85)  
 Beggs, Lauri (1987-91)  
 Bell, Marie (1978-79)  
 Bell, Tiffany (1997-01)  
 Bennett, Allison (2001-05)  
 Bennett, Maureen (1973-74)  
 Bennett, Stephanie (2004-08)  
 Besley, Kasheema (2011-13)  
 Blakeslee, Nicole (1994-98)  
 Blazewski, Katie (1999-01)  
 Bonamici, Anita (1986-87)  
 Bone, Laney (2021-22)  
 Bouie, Alexis (2001-02, 03-04)  
 Bowen, Linda (1988-89)  
 Bradley, Ayana (2013-15)  
 Brcina, Tamara (2015-16)  
 Brereton, Jeannie (1976-77)  
 Brown, Kourtney (2006-11)  
 Brown, Marilyn (1976-79)  
 Brown, Rayna (2005-07)  
 Bubel, Lynette (1989-93)  
 Burd, Lauren (2002-05)  
**Burton, Katie (2023-Pres.)**

**C**  
 Cadiz, Lisa (1983-87)  
 Calderone, Kelly (2003-04)  
 Callender, Kaila (2011-13)  
 Camp, Dominique (2021-22)  
 Carroll, Michele (1986-91)  
 Cerny, Samantha (1997-99)  
 Chadwick, Dana (1976-77)  
 Charles, Tianni (1991-92)  
 Chasse, Brandy (1998-99)  
 Christensen, Beth (2008-12)  
 Christie, Loren (2019-22)  
 Chudoba, Sue (1982-86)  
 Clausen, Lynn (1981-82)  
 Clemons, Marie (1978-79, 80-82)  
 Coates, Judy (1974-75)  
 Barbara Cohen (1980-81)  
 Collins, Jaunice (1982-83)  
 Collora, Gina (1979-83)  
 Connare, Kate (1973-74)  
 Conway, Megan (1974-75)  
 Cook, Hollie (2002-04)  
 Coon, Kim (1995-99)  
 Cooper, Chrissy (2009)  
**Craig, Chanteese (2023-Pres.)**  
 Cronin, Patti (1981-83)  
 Crumpton, LaToya (1996-98)  
 Cruz, Marilyn (1981-82)  
 Cummings, Natosha (1993-95)  
 Curry, Kathy (1984-85)  
 Curry, Shari (1979-80)

**D**  
 Davendonis, Betsy (1988-92)  
**Davis, Alexis (2023-Pres.)**  
 DeCook, Sue (1979-81)  
 DeSoto, Jill (1993-95)  
 DeYoung, Jill (1997-98)  
 Dellwardt, Marilyn (1974-77)  
 desGroseilliers, Jennifer (1991-95)  
 Dickson, Aireal (2018-20)  
 Dickson, Finess (2018-20)  
 Dillard, Cierra (2016-19)

Dobush, Soyka (1977-78)  
 Dolan, Patty (1973-76)  
 Dominico, Roslyn (1999-03)  
 Doty, Brenna (1993-97)  
 Dowd, Abby (2009)  
 Drennen, Lorrie (1989-93)  
 Dulmage, Robin (1978-81)

**E**  
 Edmonds, Henrietta (1991-92)  
**Elhousseini, Rana (2023-Pres.)**  
 Elias, Zena (2018-21)  
 Ellis, Caelan (2022-23)  
 Enes, Lisa (1983-86, 87-88)  
 Eng, Anna (1976-77)  
 Epstein, Linda (1973-74)  
 Esposito, Denise (1973-74)  
 Eynon, Sandra (1974-76)

**F**  
 Fair, Dyaisha (2019-22)  
 Ferraraccio, Renee (1987-89)  
 Fislar, Barbara (1975-77)  
 Fortman, Jessica (2007-11)  
 Fraley, Andrea (1992-94)  
 Frazier, Regina (1974-78)  
 Freeman, Dortae (2005-09)  
 Fultz, Nancy (1983-87)

**G**  
 Gaba, Elea (2019-22)  
 Gallagher, Anne (1992-96)  
 Gardner, Amy (2009-10)  
 Gardner, Charissa (1994-98)  
 George, Meghan (2006-10)  
 Gibb, Belinda (2003-07)  
**Gines, Sitota (2023-Pres.)**  
 Givens, Lorraine (1981-83)  
 Gloyeske, Alicia (1981-85)  
**Gouzou, Chryssi (2023-Pres.)**  
 Granger, Angela (2001-03)  
 Gray, Gabi (1976-78, 79-80)  
 Gregory, Rachael (2012-14)  
 Gupilan, Margeaux (2010-13)

**H**  
 Hahn, Gundula (1998-99)  
 Hale, Amy (1993-95, 96-97)  
 Hall, Dolly (1984-85)  
 Hall, Hanna (2017-21)  
 Hamilton, Marissa (2017-20)  
 Harvey, Beckie (1987-91)  
 Harvey, Nanette (1974-77)  
 Hedderson, Brittany (2008-12)  
 Hedges, Trisha (2002-04)  
 Heffner, Annette (1989-91)  
 Melissa Him (1977-78)  
 Helling, Grace (1983-84)  
 Hemphill, Summer (2016-22)  
 Hickey, Mary (1978-80)  
 Hills, Paula (1976-78)  
 Hinson, Melissa (1981-82)  
 Hofer, Caroline (1984-88)  
 Holmes, Ephesia (2008-12)  
 Holtz, Dottie (1977-78, 79-80)  
 Holtz, Kristin (1992-96)  
 Homolová, Barbora (2004-08)  
 Hopkins, Nicki (2009-13)  
 Horton, Sue (1985-88)

**J**  
 Jackson, Carol (1988-90)  
 Jacob, Catherine (1995-99)  
 Jennings, Virginia (2000-02)  
**Johnson, Kiara (2022-Pres.)**  
 Johnson, Regina (1984-85)  
 Jones, Autumn (2017-19)  
 Jones, Tieara (2007)  
**Jonsson Ojala, Ida (2023-Pres.)**  
 Jordan, Nia (2021-22)  
 Joseph, Courtney (1997-99)  
 Josselyn, Jennifer (1986-87)  
 Judkiewicz, Brenda (1975-76)

**K**  
 Kaney, Kathleen (1990-91)  
 Karhoff, Brandie (1988-92)  
 Keating, Lisa (1978-81)

Keita, Ramatoulaye (2020-22)  
 Kendrick, Bridgette (2007-11)  
 Kilpela, Kim (1999-00, 2001-04)  
 Klein, Maureen (1979-81)  
 Kochendorfer, Jessica (2000-04)  
 Kollmorgen, Alicia (1995-97)  
 Kounkou, Oceane (2018-20)  
 Kozlowski, Jill (1984-85)  
 Krantz, Beth (1977-79)  
 Kucheran, Amy (2003-05)  
 Kulp, Shelly (1974-75)

**L**  
 LaRusch, Denise (1973-74)  
 Ladley, Sue (1985-86)  
 Langford, Cortney (1993-95, 96-97)  
 Lawrence, Terri Ann (1981-82)  
 Lawrenson, Erin (2001-04)  
 Lee, Brenda (1983-84)  
 Lehman, Johanna (1998-99)  
 Lermiaux, Pam (1977-78)  
 Lessey, Annaza (1986-87)  
**Lewis-Williams, Kirsten (2023-Pres.)**  
 Lilley, Janet (1977-81)  
 Lodinsky, Lyn (1984-86)  
 Loesing, Mackenzie (2012-15)  
 Longar, Nytor (2009-12)  
**Lopez, Paula (2023-Pres.)**

**M**  
 MacLean, Marybeth (1977-78)  
 Majewski, Valerie (2011-13)  
 Malone, Alexis (2013-15)  
 Marracino, Roma (1983-84, 85-87)  
 Martin, Rachel (1999-03)  
 Mashaire, Emerita (2022-23)  
 Mastroleo, Nadine (1991-94)  
 Mathwig, Kris (1984-85)  
 Mathtys, Rachelle (2005-09)  
 McClure, Mari (1997-01)  
 McCray, Megan (1995-99)  
 McDermott, Pat (1978-79)  
 McEvans, Cheyenne (2020-22)  
 McKnight, Stephanie (1982-83)  
 McMeeken-Ruscoe, Kate (2001-03)  
 McPherson, Patricia (1977-078)  
 Mehrtens, Betty Anne (1982-83)  
 Merlino, Talia (2001-05)  
 Meunier, Brooke (2002-06)  
 Miley, Camera (2013-16)  
 Mitrovich, Missy (1985-86)  
 Morrison, Brittany (2015-19)  
 Morzenti, Nikki (2007)  
 Moss, Karin (2012-16)  
 Moten, Lawrencia (2016-17)  
 Munro, Sue (1987-88)

**N**  
 Naidus, Ellen (1980-81)  
 Newton, Amy (1985-86)  
 Norman, Arlene (1973-74)

**O**  
**Ogden, Hattie (2022-Pres.)**  
 Öjhammar, Sophia (2020-21)  
 O'Malley, Mary Ellen (Clyde) (1973-77)  
 O'Neil, Char (1973-75)  
 Onwuka, Theresa (2016-20)  
 O'Sullivan, Joan (1983-84)  
 Orozco Gollaz, Diana (2004-08)  
 Ortega, Sonia (1997-01)  
 Oursler, Cassie (2015-18)  
 Overstrom, Shelly (1981-82, 83-84)  
 Owens, Tahcrah (2003-04)

**P**  
 Palczynski, Cindy (1973-75)  
 Parana, Nancy (1988-89)  
 Parmer, Michelle (1985-88)  
 Patterson, Sue (1973-74)  
 Perkins, Latrice (2022-23)  
 Perrier, Tara (1997-01)  
 Porter, Sandy (1988-89)  
 Primo, Keshia (2008)  
 Prinzing, Lisette (1994-98)  
 Pyykkonen, Flynn (2004-08)

**Q**

Quinlivan, Jeanne (1979-81)  
 Quinlivan, Maureen (1978-80)

**R**  
 Reinis, Tricia (1981-85)  
 Reid, Stephanie (2014-18)  
 Reville, Molly (1992-94)  
 Richtrova, Jana (2000-02)  
 Rickan, Jenna (2013)  
 Ring, Kim (1981-85)  
 Rivers, Erica (1991-92)  
 Robinson, Lynn (1980-81)  
 Rosenhaft, Andrea (1978-80)  
 Rury, Suzan (1975-77)  
 Rutnik, Tiffnay (1994-95)  
 Ryan, Trish (1988-92)

**S**  
 Sahner, Kelly (1986-87, 88-89)  
 Salmons, Kayla (2022-23)  
 Schaeffer, Nancy (1983-84)  
 Schepher, Mirte (2015-16)  
 Schiebner, Jamie (2005-09)  
 Schiffer, Jessika (2019-21)  
 Schum, Kris (1977-78)  
 Sellan, Deb (1999-01)  
 Semalulu, Teresa (2008-12)  
 Sharkey, Kristen (2010-15)  
 Smith, Brooke (1990-94)  
 Smith, Dayna (2006-10)  
 Smith, JoAnna (2013-17)  
 Smolarek, Micki (1975-76)  
 Snyder, Katherine (1990-91)  
 Sodade, Ayoleka (2015-19)  
 Stanbury, Serena (2000-01)  
 Steckstor, Heidi (1989-90)  
 Stevenson, Marie (1974-75, 76-77)  
 Stiles, Michelle (1982-85)  
 Stone, Re'Shawna (2022-23)  
 Suchan, Mariah (2014-18)

**T**  
 Tabor, Colleen (1999-01)  
**Take, Ella (2023-Pres.)**  
 Tegler, Debra (1981-82)  
 Tellock, Pam (1973-76)  
 Thornton, Cherridy (2012-13)  
 Thurman, Mia (1999-00)  
 Townsend, Deanna (1980-81)  
 Trabert, Jane (1979-80)  
 Trapper, Anne (1973-76)  
 Turner, Heather (2004-08)

**U**  
 Ups, Katherine (2014-18)  
 Ups, Liisa (2014-18)

**V**  
 Valenti-Paea, Casey (2020-22)  
 VanderMolen, Donna (1982-83)  
 Vogel, Melanie (1992-96)

**W**  
 Walters, Keowa (2018-21)  
 Walton, Sloane (2011-14)  
**Wangolo, Jessica (2023-Pres.)**  
**Watson, Chellia (2022-Pres.)**  
 White, Terri (1987-88)  
 Wilcox, Jackie (1983-84)  
 Wilkins, Courtney (2015-19)  
 Williams, Bridget (1986-87)  
 Williams, Deb (1978-79)  
 Winfield, Zakiyah (2022-23)  
 Wilson, Kaelonn (2021-22)  
 Wilson, Nisha (1999-00)  
 Wilson, Sha-Kim (1991-92)  
 Woolley, Georgia (2021-22)

**Y**  
 Yokoyama, Naoko (1986-87)  
 Young, Jazmine (2020-23)

**Z**  
 Zolczer, April (1975-76)  
 Zuber, Ashley (2006-11)

Current players listed in **bold**.






Summer Hemphill..... 2016-22  
**Jessica Wangolo.....2023-Pres.**




Rachel Martin..... 1999-03  
 Keshia Primo.....2008  
 Stephanie Reid..... 2014-18  
 Loren Christie.....2019-22  
 Latrice Perkins.....2022-23  
**Rana Elhousseini.....2023-Pres.**



Ashley Zuber.....2006-11  
 Camera Miley..... 2013-16  
 Lawrence Moten..... 2016-17  
 Finess Dickson..... 2018-19  
 Dyaisha Fair..... 2019-22  
 Zakiyah Winfield..... 2022-23  
**Kirsten Lewis Williams2023-Pres.**




Denise Esposito..... 1973-74  
 Dina Atanas.....2003  
 Dortae Freeman.....2005-09  
 Chrissy Cooper.....2009-10  
 Kasheema Besley.....2011-13  
 Liisa Ups..... 2014-18  
 Jazmine Young..... 2020-23



Kelly Sahner..... 1986-89  
 Katie Blazewski..... 1999-01  
 Tieara Jones.....2007  
 JoAnna Smith.....2013-17  
 Hanna Hall.....2017-18  
 Areal Dickson.....2018-20  
 Georgia Woolley.....2021-22  
 Caelan Ellis.....2022-23  
**Ella Take.....2023-Pres.**



Sandy Porter..... 1988-89  
 Tara Perrier..... 1997-01  
 Diana Orozco Gollaz.....2004-08  
 Nicki Hopkins.....2009-13  
 Katherine Ups..... 2014-18  
 Zena Elias..... 2018-21  
 Nia Jordan..... 2021-22  
**Sitota Gines.....2023-Pres.**



Megan Conway..... 1974-75  
 Marilyn Cruz..... 1981-82  
 Jaunice Collins..... 1982-83  
 Sue Horton..... 1985-88  
 Trish Ryan..... 1988-91  
 Andrea Fraley..... 1992-94  
 Courtney Langford.....1993-97  
 Mari McClure..... 1997-01  
 Talia Merlino.....2001-05  
 Kourtney Brown.....2006-11  
 Gabi Bade..... 2015-17  
 Hanna Hall.....2018-21



April Zolczer..... 1975-76  
 Kathy Curry..... 1984-85  
 Sonia Ortega..... 1997-01  
 Kate McMeeken-Ruscoe... 2001-03  
 Amy Kucheran..... 2003-05  
 Ephesia Holmes.....2008-12  
 Valerie Majewski..... 2012-13  
 Theresa Onwuka..... 2016-20  
 Sophia Ojhammar..... 2020-21  
 Dominique Camp..... 2021-22  
**Briyanna Baron.....2022-Pres.**



Cris Barone..... 1973-75  
 Micki Smolarek..... 1975-76  
 Marie Bell..... 1978-79  
 Jeanne Quinlivan.....1979-81  
 Terri Ann Lawrence..... 1981-82  
 Lorraine Givens..... 1981-83  
 Nancy Fultz..... 1983-87  
 Jennifer desGroseilliers.....1991-95  
 Kim Coon..... 1995-99  
 Kim Kipela..... 1999-04  
 Vio Badinici.....2004-06  
 Nikki Morzenti..... 2006-07  
 Abby Dowd.....2009-10  
 Valerie Majewski..... 2011-12  
 Courtney Wilkins.....2014-19  
 Cheyenne McEvans.....2020-22  
**Paula Lopez.....2023-Pres.**




Mary Ellen O'Malley..... 1973-77  
 Natalie Acosta..... 1988-92  
 Virginia Jennings..... 2000-02  
 Erin Lawrencen.....2001-04  
 Dayna Smith.....2006-10  
 Jenna Rickan..... 2013-14  
 Autumn Jones.....2017-19  
 Emerita Mashaire.....2022-23




Denise LaRusch..... 1973-74  
 Marilyn Brown..... 1976-79  
 Robin Dulmage..... 1978-81  
 Joan O'Sullivan..... 1983-84  
 Naoko Yokoyama..... 1986-87  
 Terri VanderMollen..... 1987-88  
 Heidi Steckstor..... 1989-90  
 Lorrie Drennen..... 1989-93  
 Elinor Andersson..... 1997-99  
 Allison Bennett.....2001-05  
 Tamara Brcina..... 2015-16




Maureen Bennett..... 1973-74  
 Jane Trabert..... 1979-80  
 Ellen Naidus..... 1980-81  
 Debra Tegler..... 1981-82  
 Regina Johnson..... 1984-85  
 Tianni Charles..... 1991-92  
 Melanie Vogel..... 1992-96  
 Brandy Chasse..... 1998-99  
 Nisha Wilson..... 1999-00  
 Jana Richtrova..... 2000-02  
 Margeaux Gupilan.....2010-14  
 Oceane Kounkou..... 2018-20  
 Casey Valenti-Paea.....2020-22  
**Ida Jonsson Ojala...2023-Pres.**



Linda Epstein..... 1973-74



Anna Eng..... 1976-77  
 Beth Krantz..... 1977-79  
 Stephanie McKnight.....1982-83  
 Renee Ferraraccio..... 1987-89  
 Rachelle Matthys.....2005-09  
 Ayana Bradley.....2013-15  
 Re'Shawna Stone..... 2022-23  
**Chryssi Gouzoulu...2023-Pres.**



Judy Coates..... 1974-75  
 Regina Frazier..... 1974-78  
 Sue DeCook..... 1979-81  
 Caroline Hofer..... 1984-88  
 Katherine Snyder..... 1990-91  
 Heidi Albert-Bobb..... 1995-97  
 Jill DeYoung..... 1997-98  
 Johanna Lehman..... 1998-99  
 Kelly Calderone..... 2003-04  
 Rayna Brown..... 2005-07  
 Nytor Longar..... 2009-13  
 Mariah Suchan..... 2014-18







Marybeth MacLean..... 1977-78  
 Marie Bajko ..... 1980-83  
 Jackie Wilcox ..... 1983-84  
 Michele Carroll ..... 1986-91  
 Lynette Bubel ..... 1989-93  
 Deb Sellan ..... 1999-01  
 Brooke Meunier..... 2002-06  
 Teresa Semalulu ..... 2008-12  
 Nia Roberts ..... 2013  
 Ayoleka Sodade ..... 2015-19  
 Laney Bone ..... 2021-22  
**Kiara Johnson .....2022-Pres.**



Arlene Norman ..... 1973-74  
 Maureen Quinlivan ..... 1978-80  
 Jill Kozlowski ..... 1984-85  
 Erica Rivers ..... 1991-92  
 Molly Reville ..... 1992-94  
 Tiffnay Rutnick ..... 1994-95  
 LaToya Crumpton ..... 1996-98  
 Cachet Johnson..... 1999-00  
 Hollie Cook..... 2002-04  
 Stephanie Bennett ..... 2004-08  
 Brittany Hedderson..... 2008-12  
 Mirte Scheper ..... 2015-16  
 Keowa Walters ..... 2018-21  
 Kayla Salmons..... 2022-23  
**Alexis Davis .....2023-Pres.**



Andrea Rosenhaft..... 1978-80  
 Alicia Gloyeske..... 1981-85  
 Roma Marracino..... 1983-87  
 Henrietta Edmonds..... 1991-92  
 Kristin Holtz ..... 1992-96  
 Serena Stambury ..... 2000-01  
 Belinda Gibb ..... 2003-07  
 Karin Moss..... 2012-16  
 Cierra Dillard..... 2016-19



Kate Connare..... 1973-74  
 Deb Williams ..... 1978-79  
 Nadine Mastroleo ..... 1991-94  
 Charissa Gardner ..... 1994-98  
 Colleen Tabor..... 1991-01  
 Roslyn Dominico..... 1999-03  
 Kristen Sharkey..... 2010-15  
 Adebola Adeyeye ..... 2018-22



Sue Patterson..... 1973-74  
 Nanette Harvey ..... 1974-77  
 Dottie Holtz ..... 1977-80  
 Pat McDermott ..... 1978-79  
 Maureen Klein..... 1979-81  
 Kim Ring..... 1981-85  
 Missy Mitrovich..... 1985-86  
 Anita Bonamici ..... 1986-87  
 Sue Munro..... 1987-88  
 Laurie Beggs ..... 1987-91  
 Mia Thurman ..... 1999-00  
 Angela Granger ..... 2001-03  
 Lauren Burd ..... 2002-05  
 Marissa Hamilton ..... 2017-20  
 Ramatoulaye Keita ..... 2020-22  
**Katie Burton .....2023-Pres.**



Cindy Palczynski ..... 1973-75  
 Kris Schum ..... 1977-78  
 Soyka Dobush..... 1977-78  
 Brenna Doty ..... 1993-97  
 Flynn Pyykkonen ..... 2004-08  
 Rachael Gregory ..... 2012-14  
 Cassie Oursler ..... 2015-18



Char O'Neil ..... 1973-75  
 Marilyn Dellwardt..... 1974-77  
 Suzan Rury ..... 1975-77  
 Shari Curry ..... 1979-80  
 Marie Clemons..... 1978-82  
 Patti Cronin ..... 1981-83  
 Nancy Schaeffer ..... 1983-84  
 Sue Ladley ..... 1985-86  
 Beckie Harvey ..... 1987-91  
 Natosha Cummings ..... 1993-95  
 Tiffany Bell ..... 1997-01  
 Amy Gardner ..... 2009-10  
 Sloane Walton ..... 2011-14  
 Brittany Morrison..... 2015-19




Patty Dolan ..... 1973-76  
 Jeannie Brereton..... 1976-77  
 Lisa Keating ..... 1978-81  
 Kris Mathwig ..... 1984-85  
 Catherine Jacob ..... 1995-99  
 Bridgette Kendricks ..... 2007-11  
 Alexis Adams..... 2018-20  
**Hattie Ogden.....2022-Pres.**



Lynne Azzaro..... 1974-76  
 Paula Hills ..... 1976-78  
 Janet Lilley ..... 1977-81  
 Melissa Hinson..... 1981-82  
 Betty Anne Mehrtens ..... 1982-83  
 Shelly Overstrom ..... 1981-84  
 Michelle Parmer..... 1985-88  
 Sha-Kim Wilson ..... 1991-92  
 Megan McCray..... 1995-99  
 Jessica Fortman..... 2007-11  
 Kaila Callender..... 2011-13  
 Alexis Malone ..... 2013-15  
**Chanteese Craig .....2023-Pres.**



Barb Bannon..... 1973-74  
 Shelly Kulp ..... 1974-75  
 Brenda Judkiewicz ..... 1975-76  
 Marie Stevenson ..... 1974-77  
 Mary Hickey ..... 1978-80  
 Lynn Clausen ..... 1981-82  
 Jane Beaudry..... 1984-85  
 Alexis Bouie ..... 2001-04  
 Mackenzie Loesing ..... 2012-15  
 Kaelonn Wilson ..... 2021-22  
**Chellia Watson .....2022-Pres.**



Sandra Eynon..... 1974-76  
 Gabi Gray ..... 1976-80  
 Grace Helling..... 1983-84  
 Lyn Lodinsky..... 1984-86  
 Annaza Lessey ..... 1986-87  
 Terri White ..... 1987-88  
 Nancy Parana ..... 1988-89  
 Amy Hale ..... 1993-97  
 Samantha Cerny..... 1997-99  
 Trisha Hedges ..... 2002-04  
 Heather Turner ..... 2004-08



Anne Trapper ..... 1973-76  
 Barbara Fislar..... 1975-77  
 Bridget Williams ..... 1986-87  
 Kathleen Kaney ..... 1990-91  
 Cherridy Thornton..... 2012-13



Pam Tellock ..... 1973-76  
 Dana Chadwick ..... 1976-77  
 Michelle Stiles ..... 1982-85  
 Carol Jackson ..... 1988-90  
 Brooke Smith..... 1990-94  
 Nicole Blakeslee ..... 1994-98  
 Barbora Homolová..... 2004-08  
 Beth Christensen ..... 2008-12



Rachel Bantelman ..... 2010-12



Tricia Reinis ..... 1981-85  
 Amy Newton ..... 1985-86  
 Lynne Baschnagel ..... 1987-91  
 Camille Angemi ..... 1991-92  
 Lisette Prinzing..... 1994-98  
 Tahcahrah Owens..... 2003-04  
 Jamie Schiebner..... 2005-09  
 Christa Baccas..... 2011-15





Lisa Enes..... 1983-88  
 Betsy Davendonis..... 1988-92  
 Jill DeSoto ..... 1993-95  
 Alicia Kollmorgen ..... 1995-97  
 Courtney Joseph..... 1997-99  
 Jessica Kochendorfer ..... 200-04  
 Tomi Abayomi..... 2005-07



Gina Collora ..... 1979-83  
 Lisa Cadiz..... 1983-87  
 Brandie Karhoff ..... 1988-92  
 Anne Gallagher ..... 1992-96  
 Meghan George..... 2006-10  
 Elea Gaba..... 2019-22



Sue Chudoba ..... 1982-86  
 Jennifer Josselyn..... 1986-87  
 Linda Bowen..... 1988-89



Dolly Hall ..... 1984-85  
 Annette Heffner ..... 1989-91  
 Jessika Schiffer..... 2019-21

*Current players listed in **bold**.*



School	Record	Last	School	Record	Last	School	Record	Last
<b>Akron</b>	<b>34-25</b>	<b>2023</b>	Illinois State	1-0	2014	Rutgers	1-1	2019
Albany	5-1	2007	Iowa State	0-2	2011	Sacred Heart	3-0	2016
American	1-1	2020	Jacksonville	0-1	2007	Saint Joseph's	0-1	2002
Arizona State	0-1	2017	James Madison	2-0	2021	Sam Houston State	1-0	1997
Auburn	0-2	2005	Kansas	0-1	1996	San Jose State	0-1	2020
<b>Ball State</b>	<b>16-20</b>	<b>2023</b>	<b>Kent State</b>	<b>23-32</b>	<b>2023</b>	Seton Hall	1-1	2001
Binghamton	5-1	2013	<b>Kutztown</b>	<b>0-0</b>	<b>2023</b>	Siena	2-2	2014
Boston College	0-2	2001	Lafayette	2-0	2005	South Carolina	0-3	2021
Boston University	1-0	1998	<b>Le Moyne</b>	<b>0-0</b>	<b>2023</b>	South Dakota State	1-0	2018
<b>Bowling Green</b>	<b>22-28</b>	<b>2023</b>	Liberty	0-1	2001	Southeast Missouri St.	0-2	2007
Brown	1-0	2010	Long Island	2-1	2022	Southern Utah	2-0	1998
Bucknell	9-5	2022	Louisville	1-1	1996	South Florida	1-0	2018
<b>Canisius</b>	<b>19-31</b>	<b>2022</b>	Loyola Marymount	0-1	1992	Stanford	0-2	2020
Central Conn. State	14-1	2020	Maine	1-4	2009	Stetson	2-0	2009
Central Florida	2-1	2016	Manhattan	3-1	2016	<b>Stonehill</b>	<b>1-0</b>	<b>2023</b>
<b>Central Michigan</b>	<b>16-19</b>	<b>2023</b>	Marist	1-1	1994	<b>Stony Brook</b>	<b>0-0</b>	<b>2023</b>
Chicago State	11-0	1998	Marquette	0-2	1994	<b>St. Bonaventure</b>	<b>15-18</b>	<b>2022</b>
Cincinnati	0-1	1992	Marshall	5-8	2004	St. Francis (PA)	5-0	2014
Clemson	2-0	2017	<b>Maryland E. Shore</b>	<b>6-0</b>	<b>2018</b>	St. John's	5-2	2017
Cleveland State	1-4	2010	Mercyhurst	0-1	2022	Syracuse	5-3	2021
Colgate	8-1	2003	<b>Miami (OH)</b>	<b>29-20</b>	<b>2023</b>	Temple	0-2	2010
Colorado	0-2	2003	Michigan	0-1	2010	Tennessee	0-1	2022
Columbia	2-0	2020	Michigan St.	0-1	2001	Tennessee-Martin	1-0	1994
Connecticut	0-3	2019	Mississippi State	0-1	2010	Texas-San Antonio	1-0	2005
Coppin State	2-0	1997	Morgan State	2-0	1996	<b>Toledo</b>	<b>9-27</b>	<b>2023</b>
Cornell	11-4	2015	Mount St. Mary's	1-1	2002	Towson	1-0	1992
Dartmouth	2-0	2020	Navy	2-1	2000	Troy State	5-3	1997
Dayton	1-3	2020	NC A&T	0-1	2008	Tulane	0-1	2001
Delaware	2-1	2017	NC Central	1-0	2008	Tulsa	0-2	2014
Delaware State	2-1	1993	Nebraska	1-1	2017	UMass	3-2	2016
Detroit	1-2	2007	<b>Niagara</b>	<b>26-19</b>	<b>2022</b>	UNLV	1-0	2017
<b>Drexel</b>	<b>2-0</b>	<b>2020</b>	NJIT	1-0	2011	Valparaiso	4-5	1998
Duke	0-1	2014	North Carolina	1-1	2000	VCU	1-1	2021
Duquesne	3-5	2016	Northeastern	2-1	2005	Vermont	0-1	1992
East Carolina	2-0	2004	<b>Northern Illinois</b>	<b>10-20</b>	<b>2023</b>	<b>Western Michigan</b>	<b>18-13</b>	<b>2023</b>
Eastern Illinois	4-1	2012	Northern Iowa	2-0	1996	West Virginia	0-1	2015
<b>Eastern Michigan</b>	<b>16-16</b>	<b>2023</b>	Oakland	3-3	2012	William & Mary	1-0	2010
Fairfield	1-1	1993	<b>Old Dominion</b>	<b>0-0</b>	<b>2023</b>	Wisconsin-Milwaukee	2-0	2000
Fairleigh Dickinson	1-0	2011	<b>Ohio</b>	<b>27-22</b>	<b>2023</b>	Wofford	1-0	1995
Florida Atlantic	1-0	1999	Ohio State	0-1	2016	Wright State	0-3	2012
Florida State	1-0	2018	Oklahoma	0-1	2021	Youngstown State	12-13	2013
Fordham	1-0	2016	Oral Roberts	2-1	1998			
Fresno State	1-0	1998	Oregon	0-1	2018			
Georgetown	1-0	2018	Penn State	0-1	2009			
Hampton	1-0	1995	Pittsburgh	1-1	2013			
Hartford	1-0	1996	Presbyterian	1-0	2007			
Harvard	0-1	2016	Princeton	0-1	2021			
Hawaii	1-1	1995	Providence	0-2	2009			
Hofstra	6-4	2016	Purdue	0-1	2020			
Holy Cross	0-4	2007	Rhode Island	3-1	2022			
Houston	0-1	2008	Rider	1-2	2010			
Howard	2-1	2011	Robert Morris	4-0	1998			
Idaho State	1-0	1999	Roberts Wesleyan	1-0	2013			

2023-24 Opponents = **BOLD**



## America East Conference

Team	W	L
Albany	5	1
Binghamton	5	1
Hartford	1	0
Maine	1	4
Vermont	0	1
<b>TOTAL</b>	<b>12</b>	<b>7</b>

## American Athletic Conference

Team	W	L
Central Florida	2	1
Cincinnati	0	1
Connecticut	0	3
East Carolina	2	0
Houston	0	1
South Florida	1	0
Temple	0	2
Tulane	0	1
Tulsa	0	2
<b>TOTAL</b>	<b>5</b>	<b>11</b>

## Atlantic 10 Conference

Team	W	L
Dayton	1	3
Duquesne	3	5
Fordham	1	0
Rhode Island	3	1
Saint Joseph's	0	1
St. Bonaventure	15	18
UMass	3	2
VCU	1	1
<b>TOTAL</b>	<b>27</b>	<b>34</b>

## Atlantic Coast Conference

Team	W	L
Boston College	0	1
Clemson	2	0
Duke	0	1
Florida State	1	0
Louisville	1	1
North Carolina	1	1
Pittsburgh	1	1
Syracuse	5	3
<b>TOTAL</b>	<b>11</b>	<b>8</b>

## Atlantic Sun Conference

Team	W	L
Jacksonville	0	1
NJIT	1	0
Stetson	2	0
<b>TOTAL</b>	<b>3</b>	<b>1</b>

## Big Ten Conference

Team	W	L
Michigan	0	1
Michigan State	0	1
Nebraska	1	1
Ohio State	0	1
Penn State	0	1
Purdue	0	1
Rutgers	1	1
<b>TOTAL</b>	<b>2</b>	<b>7</b>

## Big 12 Conference

Team	W	L
Iowa State	0	2
Kansas	0	1
Oklahoma	0	1
West Virginia	0	1
<b>TOTAL</b>	<b>0</b>	<b>5</b>

## Big East Conference

Team	W	L
Georgetown	0	1
Marquette	0	2
Providence	0	2
Seton Hall	1	1
St. John's	5	2
<b>TOTAL</b>	<b>6</b>	<b>8</b>

## Big Sky Conference

Team	W	L
Idaho State	1	0
Southern Utah	2	0
<b>TOTAL</b>	<b>3</b>	<b>0</b>

## Big South Conference

Team	W	L
Liberty	0	1
Presbyterian	1	0
<b>TOTAL</b>	<b>1</b>	<b>1</b>

## Big West Conference

Team	W	L
Hawaii	1	1
<b>TOTAL</b>	<b>1</b>	<b>1</b>

## Colonial Athletic Conference

Team	W	L
Delaware	2	1
Drexel	2	1
Hofstra	6	4
James Madison	2	0
Northeastern	2	1
Towson	1	0
William & Mary	1	0
<b>TOTAL</b>	<b>16</b>	<b>7</b>

## Conference USA

Team	W	L
Florida Atlantic	1	0
Marshall	5	8
Texas-San Antonio	1	0
<b>TOTAL</b>	<b>7</b>	<b>8</b>

## Horizon League

Team	W	L
Cleveland State	1	4
Detroit	1	2
Oakland	3	3
Wisconsin-Milwaukee	2	0
Wright State	0	3
Youngstown State	12	13
<b>TOTAL</b>	<b>19</b>	<b>25</b>

## Ivy League

Team	W	L
Brown	1	0
Columbia	2	0
Cornell	11	4
Dartmouth	2	0
Harvard	0	1
<b>TOTAL</b>	<b>16</b>	<b>5</b>



## Metro Atlantic Conference

Team	W	L
Canisius	19	31
Fairfield	1	1
Manhattan	3	1
Marist	1	1
Niagara	26	19
Rider	1	2
Siena	2	2
<b>TOTAL</b>	<b>52</b>	<b>57</b>

## Mid-American Conference

Team	W	L
Akron	34	25
Ball State	16	20
Bowling Green	22	28
Central Michigan	16	19
Eastern Michigan	16	16
Kent State	22	32
Miami (OH)	29	20
Northern Illinois	10	20
Ohio	27	21
Toledo	9	27
Western Michigan	18	13
<b>TOTAL</b>	<b>215</b>	<b>240</b>

## Mid-Eastern Conference

Team	W	L
Coppin State	2	0
Delaware State	2	1
Hampton	1	0
Howard	2	1
Maryland East.-Shore	5	0
Morgan State	2	0
NC A&T	0	1
NC Central	1	0
<b>TOTAL</b>	<b>15</b>	<b>3</b>

## Missouri Valley Conference

Team	W	L
Illinois State	1	0
Northern Iowa	2	0
Valparaiso	4	5
<b>TOTAL</b>	<b>7</b>	<b>5</b>

## Mountain West Conference

Team	W	L
Fresno State	1	0
UNLV	1	0
San Jose State	0	1
<b>TOTAL</b>	<b>2</b>	<b>1</b>

## Northeast Conference

Team	W	L
Central Conn. State	14	1
Fairleigh Dickinson	1	0
LIU Brooklyn	1	1
LIU	1	0
Mount St. Mary's	1	1
Robert Morris	4	0
Sacred Heart	3	0
St. Francis (PA)	5	0
Stonehill	1	0
<b>TOTAL</b>	<b>31</b>	<b>3</b>

## Ohio Valley Conference

Team	W	L
Eastern Illinois	4	1
Southeast Missouri St.	0	1
Tennessee-Martin	1	0
<b>TOTAL</b>	<b>5</b>	<b>2</b>

## Pacific-12 Conference

Team	W	L
Arizona State	0	1
Colorado	0	2
Oregon	0	1
Stanford	0	2
<b>TOTAL</b>	<b>0</b>	<b>6</b>

## Patriot League

Team	W	L
American	1	1
Bucknell	8	6
Colgate	8	1
Holy Cross	0	4
Lafayette	2	0
Navy	2	1
<b>TOTAL</b>	<b>21</b>	<b>13</b>

## PSAC

Team	W	L
Mercyhurst	0	1

<b>TOTAL</b>	<b>0</b>	<b>1</b>
--------------	----------	----------

## Southeastern Conference

Team	W	L
Auburn	0	2
Mississippi State	0	1
South Carolina	0	3
Tennessee	0	1
<b>TOTAL</b>	<b>0</b>	<b>7</b>

## Southern Conference

Team	W	L
Wofford	1	0
<b>TOTAL</b>	<b>1</b>	<b>0</b>

## Southland Conference

Team	W	L
Sam Houston State	1	0
<b>TOTAL</b>	<b>1</b>	<b>0</b>

## Summit League

Team	W	L
Oral Roberts	2	1
South Dakota State	1	0
<b>TOTAL</b>	<b>3</b>	<b>1</b>

## Sun Belt Conference

Team	W	L
Troy State	5	3
<b>TOTAL</b>	<b>5</b>	<b>3</b>

## West Coast Conference

Team	W	L
Loyola Marymount	0	1
<b>TOTAL</b>	<b>0</b>	<b>1</b>

## Western Athletic Conference

Team	W	L
Chicago State	11	0
<b>TOTAL</b>	<b>11</b>	<b>0</b>



## 1966-Present

### 1966-67 (15-6)

No game results available

### 1967-68 (4-4)

at Buffalo State	L, 24-28
at Fredonia	W, 47-29
D'Youville	W, 32-29
Buffalo State	L, 30-32
at Niagara	W, 39-34
Fredonia	W, 55-24
at D'Youville	L, 36-45
at Brockport	L, 35-50

### 1968-69 (7-3)

Buffalo State	L, 24-34
at St. Bonaventure	L, 31-34
Niagara	W, 59-27
D'Youville	W, 51-38
at Buffalo State	W, 26-20
at Brockport	L, 22-38
at Fredonia	W, 42-29
D'Youville	W, 45-25
Fredonia	W, 37-36
at Niagara	W, 38-33

### 1969-70 (7-1)

Brockport	W, 38-30
St. Bonaventure	W, 29-19
at Fredonia	W, 50-27
at Niagara	W, 45-34
at Genesee CC	W, 36-30
at D'Youville	W, 36-33
Rosary Hill	W, 42-29
Buffalo State	L, 32-35

### 1970-71 (6-5)

Genesee CC	L, 19-47
at Rochester	L, 46-49
at D'Youville	W, 37-31
at Brockport	L, 32-56
at St. Bonaventure	L, 32-39
Buffalo State	W, 43-26
at Canisius	W, 46-35
D'Youville	W, 37-17
Fredonia	W, 46-24
at New York State Tournament	1 W, 1 L

### 1971-72 (5-8)

Canisius	W, 39-38 (OT)
St. Bonaventure	W, 25-22
at Fredonia	W, 46-29
at LeMoyne	W, 55-30
at Syracuse	W, 52-31
D'Youville	L, 25-29
at Genesee CC	L, 29-51
Brockport	L, 38-50
at Houghton	L, 43-59
at Buffalo State	L, 26-30
at Canisius	L, 37-42
vs. Ithaca*	L, 26-51
vs. Dutchess CC*	L, 32-40

\*New York State Tournament

### 1972-73

No scores available

### 1973-74 (8-3)

No game results available

### 1974-75 (4-7)

1/23	at Fredonia	W, 42-29
1/27	at Brockport	L, 20-65
1/30	at Niagara	W, 44-35
2/4	Buffalo State	L, 39-41
2/6	at Erie CC	L, 46-60
2/10	Canisius	L, 41-45
2/13	at Rochester	W, 70-43
2/17	Genesee CC	L, 49-55
2/21	Cornell	L, 42-49
2/24	Houghton	L, 40-61
2/28	St. Bonaventure	W, 56-53


### 1975-76 (11-7)



1/23	at St. Lawrence	L, 46-54
1/24	at Potsdam	W, 56-35
1/27	at St. Bonaventure	W, 69-53
1/30	at Ithaca	L, 44-56
1/31	at Cornell	W, 71-54
2/4	Erie CC	W, 57-38
2/11	Genesee	W, 56-38
2/12	at Canisius	L, 42-69
2/14	Rochester	W, 60-44
2/17	at Buffalo State	W, 51-41
2/19	Fredonia	W, 61-40
2/21	at Genesee CC	L, 54-74
2/23	at Houghton	L, 44-54
2/27	at Canisius*	W, 66-50
2/28	vs. Buffalo State*	W, 69-35
3/11	vs. Long Island\$	L, 43-62
3/12	vs. Syracuse\$	W, 72-50
3/13	vs. St. John Fisher\$	L, 61-68

\*Big Four Tournament  
\$NYSIAAW Division II Tournament

### 1976-77 (7-9)



12/11	at Niagara	L, 44-55 (OT)
1/21	Ithaca	L, 52-72
1/25	at Fredonia	W, 57-54
2/8	Buffalo State	L, 50-58
2/10	at Rochester	L, 45-69
2/12	Houghton	L, 39-53
2/13	at Oswego	L, 56-64
2/16	at Brockport	L, 51-73

2/20	St. Bonaventure	W, 62-52
2/22	Genesee CC	W, 55-49
2/25	vs. Canisius*	L, 51-70
2/26	at Buffalo State*	W, 67-58
2/28	Erie CC	W, 60-56
3/2	Genesee	W, 54-39
3/4	Potsdam	W, 60-53
3/9	Canisius	L, 51-59

\*Big Four Tournament

### 1977-78 (12-8)



12/3	Oswego	W, 70-59
12/6	Fredonia	W, 69-51
12/9	at St. Lawrence	L, 47-50
12/10	at Potsdam	W, 91-47
12/14	at Houghton	W, 56-48
1/8	at St. John Fisher	L, 39-90
1/24	at Erie CC	W, 65-57
1/28	at Ithaca	L, 59-64
1/30	at Cortland*	L, 65-98
1/31	vs. Canisius*	W, 72-71
2/2	at Genesee	W, 78-58
2/4	vs. Niagara\$	L, 50-72
2/7	at Buffalo State\$	L, 50-78
2/9	Rochester	W, 75-51
2/14	at Genesee CC	W, 69-52
2/16	at St. Bonaventure	L, 50-63
2/18	Syracuse	L, 46-80
2/21	Brockport	W, 68-59
2/23	Erie CC	W, 68-58
2/24	D'Youville	W, 105-28

\*Manufacturers Hanover Invitational  
\$Big Four Tournament

### 1978-79 (4-16)

12/2	at Oswego	L, 39-50
12/5	at Fredonia	L, 48-69
12/8	at Cortland	L, 11-80
12/11	St. John Fisher	L, 67-103
12/13	Houghton	W, 79-41
1/13	at Nazareth	L, 39-70
1/16	Gannon	L, 48-71
1/18	St. Bonaventure	L, 70-79
1/22	Buffalo State	L, 55-57
1/25	D'Youville	W, 81-10
1/27	Ithaca	L, 38-58
2/1	Genesee	W, 58-39
2/3	at Niagara	L, 36-58
2/6	at Canisius	L, 59-80
2/8	at Rochester	L, 50-71
2/10	Potsdam	W, 73-72
2/12	vs. Canisius*	L, 51-79
2/13	vs. Buffalo State*	L, 46-78
2/17	Genesee CC	L, 46-47
2/20	at Brockport	L, 42-66

\*Big Four Tournament





## 1979-80 (8-10)

12/4	Fredonia	W, 72-58
12/7	Cortland	L, 50-56
12/12	at Houghton	W, 89-26
1/14	Nazareth	L, 63-77
1/17	at St. Bonaventure	L, 62-77
1/19	at St. John Fisher	L, 45-86
1/21	Oswego	W, 63-58
1/23	Rochester	L, 60-71
1/26	at Ithaca	L, 42-68
1/29	at Genesee CC	W, 55-47
1/31	at Genesee	W, 73-34
2/6	Niagara	L, 44-78
2/8	at St. Lawrence	W, 65-45
2/9	at Potsdam	W, 75-67
2/12	Canisius	L, 62-67
2/14	at Buffalo State	W, 63-60
2/16	at Gannon	L, 56-85
2/19	Brockport	L, 56-59

## 1980-81 (9-11)

12/3	at Fredonia	W, 55-50
12/6	at Oswego	L, 56-61
12/8	at Cortland	W, 75-54
12/10	at Buffalo State	L, 44-55
1/13	Houghton	W, 80-22
1/15	St. Bonaventure	L, 62-63
1/17	Gannon	W, 72-66
1/21	at Rochester	L, 55-58
1/24	Potsdam	L, 59-60 (OT)
1/28	at Niagara	L, 50-77
1/31	Genesee	W, 81-24
2/4	at Canisius	L, 39-61
2/6	at Oneonta	W, 63-60
2/7	at Binghamton	W, 51-46
2/12	Buffalo State	L, 43-46
2/14	at Keuka	W, 72-59
2/17	at Brockport	L, 58-60
2/19	at Nazareth	L, 53-66
2/21	Alfred	W, 72-48
2/23	Ithaca	L, 63-87

## 1981-82 (12-12)



11/17	at Daemen	W, 53-34
11/23	at Houghton	W, 65-24
12/1	at Fredonia	L, 53-56
12/5	Oswego	W, 59-56
12/7	Cortland	L, 64-65
12/10	at Buffalo State	W, 54-52 (OT)
12/12	Brockport	W, 50-41
1/20	Stony Brook	L, 55-68
1/22	at St. Lawrence	W, 61-53
1/23	at Potsdam State	W, 70-54
1/26	Rochester	L, 58-73
1/28	Buffalo State	L, 44-61
1/30	at Genesee	W, 52-51
2/3	Niagara	L, 43-74

2/5	vs. Oneonta*	L, 57-64
2/6	vs. Fredonia*	W, 61-39
2/9	Canisius	L, 61-67
2/11	Keuka	W, 71-59
2/13	Binghamton	W, 71-54
2/17	at St. Bonaventure	L, 60-71
2/20	at Alfred	W, 60-57
2/23	Nazareth	L, 59-62
2/25	vs. New Rochelle\$	L, 60-64
2/26	vs. Stony Brook\$	L, 57-70

\*Brockport Tournament  
\$NYSAIAW Tournament

## 1982-83 (15-11)



11/16	Daemen	W, 72-45
11/22	Houghton	W, 79-41
11/30	Fredonia	W, 74-67
12/4	Stony Brook	W, 60-40
12/7	at Cortland	L, 69-73
12/9	Buffalo State	W, 54-44
12/11	at Brockport	L, 59-71
1/15	at New Rochelle*	L, 65-87
1/15	vs. College of Notre Dame*	L, 78-80
1/18	Manhattanville	L, 59-65
1/20	St. Bonaventure	W, 58-56
1/22	Potsdam	W, 63-55
1/25	at Rochester	W, 57-51
1/29	Genesee	W, 60-51
1/31	at Buffalo State	W, 50-36
2/2	at Niagara	L, 47-52
2/4	Binghamton	W, 62-55
2/5	Oneonta	L, 41-71
2/8	Canisius	L, 55-86
2/12	at Oswego	L, 54-61
2/17	at Keuka	W, 64-54
2/19	Alfred	W, 55-44
2/22	at Nazareth	L, 48-63
2/25	vs. St. Lawrence\$	W, 68-55
2/26	vs. Cortland\$	W, 74-63
2/27	vs. New Rochelle\$	L, 50-74

\*New Rochelle Tournament  
\$NYSAIAW Tournament

## 1983-84 (8-13, 2-3 SUNYAC West)

11/19	at Houghton	W, 55-43
11/21	at Daemen	W, 68-44
11/30	at Fredonia*	L, 46-70
12/3	Oswego*	W, 67-59
12/6	at St. Bonaventure	W, 51-47
12/8	at Buffalo State*	L, 58-80
12/10	Brockport*	W, 74-65
1/21	at Ithaca	L, 45-82
1/24	Rochester	L, 50-70
1/26	Nazareth	W, 51-48
1/28	at Genesee*	L, 57-67
2/1	Niagara	L, 59-73
2/3	vs. Buffalo State\$	L, 34-56

2/4	at Brockport\$	W, 57-47
2/7	Canisius	L, 52-80
2/10	Oneonta!	L, 65-72
2/11	Cortland!	W, 82-62
2/15	at Elmira	L, 41-45
2/17	at Alfred	L, 62-77
2/19	Binghamton	W, 60-46
2/21	at Buffalo State#	L, 55-77

\*SUNYAC West Opponent  
\$Brockport Tournament  
!UB Invitational  
#SUNYAC Tournament

## 1984-85 (12-8, 8-2 SUNYAC West)



11/20	at Canisius	L, 44-61
11/27	Houghton	W, 65-37
11/29	Daemen	W, 76-48
11/30	at Genesee*	W, 67-54
12/4	St. Bonaventure	L, 63-77
12/8	at Brockport*	W, 64-62
12/11	Alfred	W, 69-50
1/26	at Buffalo State*	L, 47-79
1/29	at Rochester	L, 54-73
2/1	Genesee*	W, 78-68
2/2	Oswego*	W, 62-45
2/5	Elmira	W, 81-56
2/7	at Niagara	L, 56-74
2/9	Brockport*	W, 59-47
2/12	Buffalo State*	L, 50-66
2/14	at Fredonia*	W, 65-53
2/16	at Oswego*	W, 69-52
2/17	Fredonia*	W, 63-54
2/19	at Nazareth	L, 59-67
2/22	at Albany\$	L, 58-71

\*SUNYAC West Opponent  
\$SUNYAC Tournament

## 1985-86 (7-16, 4-6 SUNYAC West)

11/22	at Genesee*	L, 44-65
11/25	at Houghton	L, 47-57
12/4	at Fredonia*	W, 53-42
12/7	Oswego*	W, 60-51
12/9	at Daemen	W, 70-36
12/11	Canisius	L, 47-66
12/27	vs. Eastern Connecticut St.\$	L, 49-70
12/28	at Staten Island\$	L, 45-49
1/11	Penn State-Behrend	W, 62-54
1/13	St. John Fisher	L, 36-64
1/16	Nazareth	L, 36-56
1/18	at Alfred	L, 56-78
1/20	Niagara	L, 55-81
1/22	Brockport*	W, 62-46
1/25	at Buffalo State*	L, 49-67
1/29	Fredonia*	W, 68-55
2/1	at Oswego*	L, 51-64
2/6	at Elmira	W, 66-59
2/7	Genesee*	L, 56-57
2/8	at Brockport*	L, 48-58



2/13 Rochester L, 51-73  
2/15 Buffalo State\* L, 52-70  
2/18 Ithaca L, 59-87

\*SUNYAC West Opponent  
\$Staten Island Tournament

## 1986-87 (12-11, 8-2 SUNYAC West)

11/24 Houghton W, 64-47  
12/3 at Fredonia\* L, 61-64  
12/5 vs. Malone College\$ L, 52-94  
12/6 vs. Walsh College\$ L, 66-76  
12/9 Daemen W, 50-35  
12/13 Buffalo State\* W, 62-57  
1/10 at Penn State-Behrend L, 39-51  
1/12 at St. John Fisher L, 30-67  
1/14 at Nazareth L, 39-49  
1/16 Alfred L, 63-68 (OT)  
1/21 at Geneseo\* W, 75-59  
1/24 at Rochester L, 37-66  
1/28 at Brockport\* W, 72-66  
1/31 Oswego\* W, 77-52  
2/4 Fredonia\* W, 62-40  
2/7 at Buffalo State\* L, 60-72  
2/11 Geneseo\* W, 72-62  
2/14 Brockport\* W, 61-48  
2/17 Ithaca L, 58-63  
2/19 Elmira W, 78-42  
2/21 at Oswego\* W, 58-49  
2/26 vs. Cortland! W, 78-73  
2/28 vs. Buffalo State! L, 50-65

\*SUNYAC West Opponent  
\$Edinboro Tournament  
!SUNYAC Tournament

## 1987-88 (9-14, 5-6 Mideast)

11/23 at Daemen L, 70-74  
12/2 at Houghton L, 67-71  
12/5 at LeMoyne\* L, 52-63  
12/7 at Canisius L, 58-64  
12/9 Mansfield W, 81-58  
12/12 at Niagara L, 53-69  
1/10 Lock Haven L, 64-67  
1/13 at Gannon\* L, 41-78  
1/16 Philadelphia Textile\* L, 64-82  
1/22 Immaculata\* W, 72-39  
1/26 at Mercyhurst\* W, 78-74  
1/30 at Queens\* L, 52-69  
1/31 at Southampton W, 75-43  
2/2 LeMoyne\* W, 71-58  
2/7 Queens\* L, 67-70 (OT)  
2/9 Canisius L, 52-59  
2/10 Penn State-Behrend W, 79-72  
2/12 Gannon L, 61-69  
2/15 at Ithaca L, 60-65  
2/17 Mercyhurst\* W, 79-47  
2/18 at Elmira W, 75-39  
2/26 at Immaculata\* W, 90-72  
2/27 at Philadelphia Textile\* L, 73-88

\*Mideast Conference Opponent

## 1988-89 (15-13, 7-5 Mideast)

11/18 vs. Mansfield\$ L, 58-59  
11/19 vs. Mercyhurst\$ W, 85-83 (2OT)  
11/21 Daemen W, 67-53  
12/2 vs. New York Tech! W, 80-60  
12/3 at East Stroudsburg! L, 53-57  
12/5 Canisius L, 60-77  
12/8 at Mansfield W, 61-56  
12/9 Queens\* W, 71-50  
12/13 Houghton W, 83-64

1/8 at Lock Haven L, 56-82  
1/11 at Gannon\* L, 39-74  
1/13 Philadelphia Textile\* W, 58-55  
1/21 Immaculata\* W, 74-61  
1/24 at Mercyhurst\* L, 70-73  
1/28 at Queens\* L, 52-56  
1/29 at Southampton W, 71-56  
2/4 LeMoyne\* W, 75-62  
2/6 at Canisius L, 55-77  
2/8 at Penn State-Behrend L, 61-69  
2/10 Gannon\* W, 71-62  
2/15 Mercyhurst\* W, 60-62  
2/18 Niagara L, 67-89  
2/20 at Fredonia W, 75-66  
2/22 at LeMoyne\* W, 74-70  
2/24 at Philadelphia Textile\* L, 66-73  
2/25 at Immaculata\* W, 55-45  
3/3 Mercyhurst# W, 69-54  
3/4 Philadelphia Textile# L, 58-68

\*Mideast Conference Opponent  
\$California (PA) Tipoff  
!Pocono Classic  
#Mideast Conference Tournament

## 1989-90 (14-14, 6-6 Mideast)

11/17 at Grand Valley State\$ L, 64-87  
11/18 vs. Ashland\$ L, 68-83  
11/21 at Mansfield W, 71-55  
11/29 at Daemen W, 76-58  
12/1 vs. Kutztown! L, 64-70  
12/2 vs. Atlantic Christian! L, 74-76  
12/10 Queens\* W, 60-52  
12/12 Canisius L, 58-83  
1/7 Lock Haven L, 69-77  
1/8 Penn State-Behrend W, 75-45  
1/10 at Gannon\* L, 56-60  
1/13 Philadelphia Textile\* W, 79-63  
1/15 at Barry W, 91-66  
1/18 at Tampa L, 68-88  
1/20 at Florida Memorial W, 80-66  
1/23 at Mercyhurst\* L, 59-63  
1/27 at Queens\* L, 70-72  
1/31 at Houghton W, 75-42  
2/3 at LeMoyne\* W, 71-69  
2/5 Pittsburgh-Johnstown\* L, 53-62  
2/10 Gannon\* W, 74-70  
2/12 Mansfield W, 65-55  
2/14 Mercyhurst\* W, 54-46  
2/17 at Indiana (PA) W, 64-63  
2/21 at Pittsburgh-Johnstown\* L, 69-111  
2/24 at Philadelphia Textile\* L, 80-81 (OT)  
2/26 LeMoyne\* W, 71-54  
3/2 Pittsburgh-Johnstown# L, 60-83

\*Mideast Conference Opponent  
\$Grand Valley State Tournament  
!Edinboro Tournament  
#Mideast Conference Tournament

## 1990-91 (16-11, 7-3 Mideast)

11/16 Slippery Rock\$ L, 76-81  
11/17 Saginaw Valley\$ L, 60-63  
11/20 at Lock Haven L, 48-70  
11/24 at Delaware State L, 56-67  
11/27 at California (PA) W, 83-73  
11/30 vs. Wayne State! W, 83-79  
12/1 at Edinboro! L, 68-78 (OT)  
12/3 Daemen W, 87-42  
12/6 at Sacred Heart W, 74-66 (OT)  
12/7 at Pace L, 39-42

12/11 at Ashland W, 66-54  
12/12 Albany W, 75-60  
12/15 at Indiana (PA) L, 75-77  
1/9 at Gannon\* W, 73-56  
1/11 Philadelphia Textile\* W, 76-64  
1/17 at LeMoyne\* L, 72-75  
1/23 Mercyhurst\* W, 96-74  
1/30 LeMoyne\* W, 71-56  
2/2 Pittsburgh-Johnstown\* L, 38-84  
2/7 at Philadelphia Textile\* W, 82-72  
2/8 at Cheyney W, 82-57  
2/12 at Mercyhurst\* W, 64-63  
2/16 Gannon\* W, 76-61  
2/19 at Pittsburgh-Johnstown\* L, 58-85  
2/24 Dowling W, 99-47  
3/1 vs. Mercyhurst# W, 86-74  
3/2 at Pittsburgh-Johnstown# L, 76-78

\*Mideast Conference Opponent  
\$UB Tipoff Tournament  
!Edinboro Tournament  
#Mideast Conference Tournament

## 1991-92 (23-6, 10-2 East Coast)



11/22 Chicago State\$ W, 71-56  
11/23 Detroit Mercy\$ L, 49-62  
11/30 St. Francis (NY) W, 115-62  
12/3 Cornell W, 94-58  
12/11 Bucknell W, 58-55  
12/28 at Canisius L, 70-72  
1/1 vs. Vermont! L, 53-81  
1/2 vs. St. Francis (PA)! W, 77-60  
1/3 vs. Fairleigh Dickinson! W, 72-71  
1/7 Colgate W, 60-46  
1/9 at Brooklyn\* W, 68-65 (OT)  
1/11 at Rider\* L, 73-79  
1/14 Central Connecticut St.\* W, 90-71  
1/16 Robert Morris W, 77-64  
1/18 MD-Baltimore County\* W, 70-63  
1/20 Towson\* W, 73-58  
1/23 Massachusetts W, 63-53  
1/25 Delaware State W, 101-43  
1/27 at Hofstra\* W, 72-60  
1/29 at Central Connecticut St.\* W, 87-60  
2/2 Akron W, 101-58  
2/6 Rider\* L, 80-92  
2/8 Hofstra\* W, 72-53  
2/11 at St. Bonaventure L, 83-105  
2/15 at Towson\* W, 79-78 (OT)  
2/17 at MD-Baltimore County\* W, 60-56  
2/26 Brooklyn\* W, 76-67  
3/8 vs. Hofstra# W, 70-61  
3/9 vs. Central Connecticut St.# W, 66-56

\*East Coast Conference Opponent  
\$UB Tipoff Tournament  
!UCF Holiday Tournament  
#East Coast Conference Tournament



## 1992-93 (13-13)

12/4	Cornell*	W, 50-47
12/5	Cincinnati*	L, 55-73
12/9	at Cornell	L, 54-70
12/11	at Akron	L, 60-70
12/13	at Niagara	L, 85-87 (OT)
12/19	vs. Princeton\$	L, 55-78
12/20	at Navy\$	L, 68-74
12/28	Morgan State	W, 63-55
12/30	Loyola Marymount	L, 53-60
12/31	Marquette	L, 65-100
1/4	at Colgate	W, 76-74 (OT)
1/6	at Marist	L, 68-78
1/9	Canisius	W, 65-51
1/14	at Delaware State	W, 67-55
1/18	at Bucknell	W, 84-69
1/26	at St. Francis (NY)	L, 62-64
1/27	at Fairfield	L, 79-96
2/1	at Stetson	W, 74-71
2/6	Hofstra	W, 87-56
2/14	Central Connecticut State	W, 80-62
2/15	Colgate	W, 77-50
2/17	Maryland Eastern Shore	W, 88-50
2/23	at Robert Morris	W, 60-47
2/25	at Central Connecticut State	L, 62-63
2/27	at Hofstra	W, 75-57
3/2	at Canisius	L, 49-75

\*UB Tipoff Tournament  
\$Navy Tournament

## 1993-94 (20-9, 4-2 East Coast)




11/30	Drexel	W, 66-44
12/3	Eastern Michigan\$	W, 90-66
12/4	Northeastern Illinois\$	L, 65-83
12/8	at Cornell	W, 73-66
12/10	Colgate	W, 57-54
12/12	Maryland Eastern Shore	W, 67-42
12/18	Niagara	L, 61-77
12/28	Maine	W, 50-47
12/30	vs. Bucknell!	L, 63-72
12/31	at St. Francis (PA)!	W, 80-78
1/3	Coppin State	W, 66-47
1/9	Fairfield	W, 62-48
1/17	Marist	W, 65-51
1/19	at Maryland-Eastern Shore	W, 74-45
1/21	at Hofstra*	L, 55-58
1/26	at Niagara	L, 68-73
1/30	at Troy State*	L, 74-77
2/3	Chicago State*	W, 82-49
2/7	at Colgate	W, 74-70
2/10	Cleveland State	L, 63-80
2/13	Central Connecticut State*	W, 87-63
2/15	Canisius	L, 67-68
2/17	at Chicago State*	W, 66-60
2/19	at Northeastern Illinois*	W, 71-55
2/21	at Marquette	L, 51-80
2/26	Duquesne	W, 66-65

3/4	Central Connecticut State#	W, 64-53
3/5	Troy State#	W, 85-63
3/6	Northeastern Illinois#	W, 73-61
*East Coast Conference Opponent		
\$UB Tournament		
!St. Francis (PA) Tournament		
#East Coast Conference Tournament		

## 1994-95 (20-8, 14-4 Mid-Continent)

11/29	Colgate	W, 76-62
12/2	Maryland Eastern Shore\$	W, 79-48
12/3	Tennessee-Martin\$	W, 97-76
12/6	at Nebraska	L, 66-79
12/10	St. Francis (PA)	W, 80-65
12/29	at Louisville!	L, 42-91
12/30	vs. Akron!	L, 68-71
1/3	at Chicago State*	W, 67-39
1/5	at Northeastern Illinois*	W, 73-62
1/7	Troy State*	W, 76-58
1/9	Central Connecticut State*	W, 87-75
1/11	Cornell	W, 72-49
1/14	at Youngstown State*	L, 65-80
1/21	Missouri-Kansas City*	W, 66-61
1/23	Western Illinois*	L, 56-63
1/28	at Valparaiso*	W, 53-50
1/30	at Eastern Illinois*	W, 57-53
2/4	Northeastern Illinois*	W, 57-48
2/6	Chicago State*	W, 77-49
2/11	at Central Connecticut St.*	W, 95-82
2/13	at Troy State*	W, 70-63
2/18	Youngstown State*	L, 64-85
2/23	at Western Illinois*	W, 64-49
2/25	at Missouri-Kansas City*	W, 71-48
2/27	Eastern Illinois*	W, 70-55
3/1	Valparaiso*	L, 64-87
3/4	Missouri-Kansas City#	W, 77-62
3/6	at Youngstown State#	L, 69-87
*Mid-Continent Conference Opponent		
\$UB Tipoff Tournament		
!USAir/Seelbach Cardinal Classic		
#Mid-Continent Conference Tournament		

## 1995-96 (23-8, 13-5 Mid-Continent)



12/1	at Hawaii	W, 78-61
12/4	at Hawaii	L, 59-71
12/12	Hampton	W, 91-45
12/15	at Maine	L, 66-77
12/17	St. John's	W, 91-48
12/21	Wofford	W, 103-57
12/28	Northern Iowa	W, 73-65
1/2	Morgan State*	W, 87-71
1/4	Youngstown State*	W, 73-65
1/6	at Missouri-Kansas City*	L, 60-71
1/8	at Western Illinois*	W, 86-68
1/11	at Colgate	W, 85-60
1/13	Chicago State*	W, 99-57
1/15	Northeastern Illinois*	W, 68-62
1/17	at Duquesne	W, 75-66

1/20	at Valparaiso*	L, 44-51
1/22	at Eastern Illinois*	W, 79-60
1/27	Central Connecticut State*	W, 84-56
1/29	Troy State*	W, 84-77
2/3	Western Illinois*	W, 70-62
2/5	Missouri-Kansas City*	W, 68-52
2/10	at Northeastern Illinois*	L, 71-99
2/12	at Chicago State*	W, 84-45
2/17	Eastern Illinois*	W, 70-43
2/19	Valparaiso*	W, 87-71
2/26	at Central Connecticut St.*	W, 88-68
2/26	at Troy State*	L, 85-95
2/29	at Youngstown State*	L, 72-76
3/7	Missouri-Kansas City\$	W, 79-44
3/8	Northeastern Illinois\$	W, 80-64
3/9	Youngstown State\$	L, 43-53

\*Mid-Continent Conference Opponent  
\$Mid-Continent Conference Tournament

## 1996-97 (22-6, 10-4 Mid-Continent)



11/23	Cornell	W, 76-62
11/26	at Northern Iowa	W, 75-67
12/4	at Siena	W, 85-71
12/8	Louisville	W, 67-49
12/10	Central Connecticut State*	W, 82-50
12/21	at Syracuse	W, 84-76
12/28	vs. Kansas\$	L, 66-89
12/29	vs. Hartford\$	W, 92-77
12/31	Marshall	W, 70-55
1/2	Army	W, 96-50
1/6	at Western Illinois*	W, 84-52
1/8	at Valparaiso*	W, 77-73
1/11	Missouri-Kansas City*	W, 80-52
1/13	Troy State*	W, 91-75
1/18	at Youngstown State*	L, 74-76
1/25	at Chicago State*	W, 86-66
1/27	at Northeastern Illinois*	L, 60-64
2/1	Valparaiso*	W, 69-49
2/3	Western Illinois*	W, 84-61
2/6	at Troy State*	L, 80-87
2/8	at Missouri-Kansas City*	W, 73-58
2/10	Youngstown State*	W, 91-61
2/15	Northeastern Illinois*	L, 61-72
2/17	Chicago State*	W, 80-38
2/21	at Central Connecticut St.*	W, 70-56
2/23	at Coppin State	W, 85-56
3/6	vs. Missouri-Kansas City!	W, 74-58
3/7	vs. Youngstown State!	L, 53-54

\*Mid-Continent Conference Opponent  
\$St. Joseph's Tournament  
!Mid-Continent Conference Tournament

## 1997-98 (18-10, 11-5 Mid-Continent)

11/14	at Cornell	W, 94-55
11/19	at North Carolina	L, 78-93
11/22	Siena	W, 87-52
11/25	Robert Morris	W, 91-53
11/28	vs. Sam Houston State\$	W, 75-67
11/29	at Central Florida\$	L, 60-63





11/30	vs. Bowling Green\$	L, 54-74
12/5	at Northeastern Illinois*	W, 83-68
12/6	at Chicago State*	W, 78-48
12/9	Niagara	W, 87-60
12/20	Syracuse	W, 67-58
12/27	at Marshall	L, 64-77
1/3	Oral Roberts*	W, 68-27
1/5	Southern Utah*	W, 79-55
1/14	at Youngstown State*	L, 57-83
1/18	at Valparaiso*	L, 75-79
1/21	Missouri-Kansas City*	W, 83-68
1/24	Western Illinois*	W, 79-64
1/29	at Southern Utah*	W, 77-73
2/2	at Oral Roberts*	L, 55-71
2/11	Valparaiso*	L, 77-81
2/14	Youngstown State*	L, 65-66
2/16	Northeastern Illinois*	W, 84-67
2/19	at Western Illinois*	W, 64-62
2/21	at Missouri-Kansas City	W, 80-79 (2OT)
2/23	Chicago State*	W, 89-60
2/28	vs. Oral Roberts!	W, 63-52
3/2	vs. Valparaiso!	L, 75-76

\*Mid-Continent Conference Opponent

\$Central Florida Turkey Shootout

!Mid-Continent Conference Tournament

## 1998-99 (15-12, 8-8 Mid-American)

11/14	Canisius	W, 86-75
11/18	at Rhode Island	W, 70-61
11/21	Niagara	W, 73-61
11/24	at Robert Morris	W, 74-41
11/28	at Rutgers\$	L, 47-70
11/29	vs. Southwestern Louisiana\$	W, 75-54
12/5	Boston University!	W, 78-51
12/6	Fresno State!	W, 77-68
12/10	at Toledo*	L, 59-80
12/15	at Youngstown State	L, 69-73
12/30	at Iowa State	L, 55-77
1/2	Eastern Michigan*	W, 78-68
1/9	Akron*	W, 68-60
1/13	at Kent State*	L, 77-86
1/16	Bowling Green*	W, 84-51
1/20	Central Michigan*	W, 59-56
1/23	at Northern Illinois*	L, 68-77 (2OT)
1/25	at Marshall*	L, 59-76
1/28	vs. Western Michigan*%	W, 63-58
1/30	Ball State*	W, 71-63
2/1	Miami (OH)*	W, 87-81 (OT)
2/6	at Ohio*	W, 73-71
2/10	Western Michigan*	L, 54-55
2/15	Toledo*	L, 63-80
2/20	at Akron*	L, 58-84
2/23	at Eastern Michigan*	L, 74-83
3/2	at Kent State#	L, 48-84

\*Mid-American Conference Opponent

\$Rutgers Tournament

!UB Tournament

%Grand Rapids, MI

#Mid-American Conference Tournament

## 1999-2000 (18-11, 7-9 Mid-American)

11/20	vs. Niagara\$	L, 61-66
11/24	at Wisconsin-Milwaukee	W, 78-58
11/28	Rhode Island	W, 59-57
12/1	St. John's	W, 73-67
12/6	at Navy	W, 61-46
12/9	at Albany	W, 71-57
12/11	Idaho State	W, 58-46

12/21	Youngstown State	W, 74-65
12/28	vs. Northeastern!	W, 59-52
12/29	at Florida Atlantic!	W, 81-53
1/2	at Canisius	W, 77-68
1/5	Ohio*	W, 73-53
1/8	at Bowling Green*	W, 85-81
1/10	at Northern Illinois*	L, 45-56
1/15	Kent State*	L, 65-74
1/17	at Western Michigan*	L, 47-87
1/20	Eastern Michigan*	W, 66-61 (OT)
1/22	at Akron*	W, 70-58
1/27	at Marshall*	W, 54-49
1/29	Miami (OH)*	L, 49-59
2/3	at Ball State*	W, 66-50
2/5	at Ohio*	W, 71-70
2/9	Akron*	L, 58-65
2/12	Toledo*	L, 68-69 (OT)
2/19	Marshall*	L, 78-89
2/23	at Kent State*	L, 58-71
2/25	Bowling Green*	L, 62-63
2/28	Akron#	W, 72-55
3/2	vs. Kent State#	L, 68-71

\*Mid-American Conference Opponent

\$Western New York Classic

!Florida Atlantic Tournament

#Mid-American Conference Tournament

## 2000-01 (19-9, 10-6 Mid-American)



11/17	North Carolina	W, 95-89
11/22	at Niagara	W, 72-67
11/25	Canisius	W, 73-59
11/29	Albany	W, 71-56
12/2	Wisconsin-Milwaukee	W, 81-52
12/6	at Youngstown State	W, 74-54
12/9	St. Bonaventure	W, 72-51
12/17	at St. John's	W, 55-48
12/22	at Seton Hall	L, 64-73
12/28	at Boston College	L, 41-59
12/30	Navy	W, 69-42
1/3	at Miami (OH)*	W, 68-56
1/6	Akron*	W, 75-61
1/10	Kent State*	L, 60-68
1/13	at Ohio*	L, 70-82
1/20	at Eastern Michigan*	L, 52-73
1/24	Marshall*	W, 70-63
1/27	at Bowling Green*	W, 77-74 (OT)
1/31	Northern Illinois*	L, 55-63
2/3	at Marshall*	W, 62-49
2/7	Western Michigan*	W, 85-56
2/10	Ball State*	W, 79-69
2/14	at Kent State*	L, 51-73
2/17	at Akron*	W, 78-59
2/21	Ohio*	W, 86-83 (2OT)
2/24	Bowling Green*	W, 76-66
2/28	at Toledo*	L, 59-70
3/3	Akron#	L, 64-65

\*Mid-American Conference Opponent

#Mid-American Conference Tournament

## 2001-02 (9-19, 4-12 Mid-American)

11/16	at Michigan State\$	L, 42-50
11/17	vs. Liberty\$	L, 40-59
11/20	Niagara	W, 70-50
11/30	Mount St. Mary's	L, 55-66
12/2	at St. Bonaventure	L, 43-56
12/5	Youngstown State	W, 63-53
12/8	Boston College	L, 45-64
12/18	at East Carolina	W, 49-40
12/22	Seton Hall	W, 55-43
12/28	at Tulane%	L, 29-76
12/29	vs. Long Island%	W, 62-60
1/3	at Miami (OH)*	L, 60-66
1/5	at Akron*	W, 73-47
1/8	Central Michigan*	W, 55-45
1/12	at Bowling Green*	L, 69-71
1/16	Toledo*	L, 46-56
1/19	Eastern Michigan*	L, 66-78
1/23	at Northern Illinois*	W, 50-39
1/26	Akron*	W, 64-50
1/30	Kent State*	L, 71-72
2/2	Bowling Green*	L, 65-69
2/5	at Western Michigan*	L, 53-83
2/9	at Ball State*	L, 59-72
2/13	Marshall*	L, 35-55
2/16	at Ohio*	L, 55-70
2/20	at Kent State*	L, 54-81
2/26	Miami (OH)*	L, 65-80
3/2	at Northern Illinois#	L, 41-56

\*Mid-American Conference Opponent

\$Spartan Chevrolet Classic

%Tulane/Doubletree Classic

#Mid-American Conference Tournament

## 2002-03 (18-11, 9-7 Mid-American)

11/22	at St. John's	W, 63-56
11/26	Colgate	W, 65-46
12/6	vs. Saint Joseph's\$	L, 59-68
12/8	vs. Howard\$	W, 87-81
12/14	Niagara	W, 68-64
12/18	at Youngstown State	W, 86-80 (OT)
12/21	at Mount St. Mary's	W, 77-67
12/30	Oakland	W, 58-52
1/2	Colorado	L, 47-76
1/4	at Maine	L, 72-78
1/8	at Marshall*	L, 59-62 (OT)
1/11	Ball State*	L, 47-62
1/15	at Eastern Michigan*	W, 71-65
1/20	Cornell	W, 61-35
1/22	at Toledo*	L, 56-71
1/25	Miami (OH)*	L, 45-50
1/28	at Akron*	W, 48-45 (OT)
2/1	Ohio*	W, 72-59
2/5	at Kent State*	L, 56-71
2/9	Northern Illinois*	L, 64-76
2/12	Bowling Green*	W, 72-60
2/16	Western Michigan*	W, 73-70
2/19	at Ohio*	W, 76-59
2/22	at Central Michigan*	W, 64-54
2/26	Akron*	W, 67-51
3/1	at Miami (OH)*	W, 69-64
3/4	Kent State*	L, 72-78
3/8	Central Michigan#	W, 72-53
3/12	vs. Ball State#	L, 63-81

\*Mid-American Conference Opponent

\$Duke Classic

#Mid-American Conference Tournament



## 2003-04 (6-21, 4-12 Mid-American)

11/21	Canisius	L, 57-79
11/25	at Colgate	L, 65-69
12/3	Youngstown State	W, 68-58
12/7	at Auburn	L, 32-82
12/10	St. John's	L, 47-57
12/13	at Niagara	L, 75-87
12/21	Oakland	L, 55-64
1/3	at Colorado	L, 47-98
1/7	Miami (OH)*	L, 64-94
1/10	at Western Michigan*	L, 53-78
1/12	at Cornell	W, 64-60
1/17	Marshall*	W, 79-60
1/19	Holy Cross	L, 59-71
1/21	Central Michigan*	W, 57-52
1/24	at Ball State*	L, 49-73
1/26	at Northern Illinois*	L, 47-66
1/31	at Bowling Green*	L, 63-64
2/3	Toledo*	W, 65-61
2/7	at Ohio*	L, 65-85
2/11	Kent State*	L, 66-85
2/14	Akron*	L, 59-71
2/18	Eastern Michigan*	L, 62-80
2/21	at Akron*	W, 61-54
2/25	at Kent State*	L, 53-80
2/28	at Miami (OH)*	L, 71-98
3/2	Ohio*	L, 56-62
3/6	at Marshall#	L, 45-69

\*Mid-American Conference Opponent

#Mid-American Conference Tournament

## 2004-05 (4-24, 2-14 Mid-American)

11/19	at Connecticut	L, 40-107
11/21	at Holy Cross	L, 42-73
11/27	Lafayette!	W, 54-45
12/1	at Northeastern	L, 41-77
12/4	Maine	L, 57-69
12/7	at Bucknell	L, 56-68
12/11	Niagara	L, 65-68 (OT)
12/14	at Youngstown State	L, 43-75
12/18	at Canisius	L, 65-81
12/21	at Oakland	L, 54-93
1/2	East Carolina	W, 50-48
1/5	Bowling Green*	L, 45-70
1/12	Miami (OH)*	W, 80-61
1/15	Ball State*	L, 55-75
1/19	at Akron*	L, 63-71
1/22	Marshall*	L, 51-72
1/26	at Toledo*	L, 60-81
1/29	at Ohio*	L, 69-73
2/1	Akron*	W, 55-49
2/7	Western Michigan*	L, 58-70
2/9	at Eastern Michigan*	L, 51-71
2/12	at Central Michigan*	L, 45-69
2/16	Kent State*	L, 34-76
2/19	at Marshall*	L, 46-66
2/23	at Miami (OH)*	L, 50-68
2/26	Northern Illinois*	L, 59-61
3/1	at Kent State*	L, 33-87
3/5	at Eastern Michigan#	L, 46-79

!at HSBC Arena

\*Mid-American Conference Opponent

#Mid-American Conference Tournament

## 2005-06 (10-18, 5-11 Mid-American)

11/18	Canisius	L, 61-77
11/20	Syracuse	L, 63-64
11/22	Auburn	L, 41-70
11/30	at Lafayette	W, 66-56
12/3	at Niagara	W, 68-45
12/7	Youngstown St.	W, 53-40
12/18	Northeastern	W, 87-59
12/20	at Oakland	L, 80-82 (OT)
12/28	Bucknell	L, 63-74
12/30	at Texas-San Antonio	W, 73-62
12/31	vs. Tulsa	L, 39-64
1/7	at Miami (OH)*	W, 78-75
1/10	Bowling Green*	L, 48-75
1/14	Ohio*	L, 62-72
1/18	at Akron*	W, 68-62
1/21	at Kent State*	L, 56-73
1/25	Toledo*	L, 47-57
1/28	Eastern Michigan*	L, 41-56
1/31	at Northern Illinois*	L, 72-81 (3OT)
2/4	at Ball State*	L, 56-70
2/8	Central Michigan*	L, 50-58
2/11	at Western Michigan*	L, 42-86
2/14	Miami (OH)*	W, 62-61
2/18	at Bowling Green*	L, 51-65
2/21	at Ohio*	W, 84-77
2/25	Akron*	W, 72-62
2/28	Kent State*	L, 59-73
3/4	Toledo#	L, 58-70

\*Mid-American Conference Opponent

#Mid-American Conference Tournament

## 2006-07 (10-19, 5-11 Mid-American)

11/10	at Canisius	L, 58-74
11/14	at Detroit	L, 61-73
11/18	vs. Manhattan\$	W, 61-45
11/19	vs. St. Bonaventure\$	W, 69-57
11/21	at Youngstown St.	L, 44-78
11/24	Holy Cross	L, 55-69
11/28	at Cleveland St.	L, 47-55
12/2	Niagara	W, 70-59
12/6	Albany	W, 61-35
12/10	Massachusetts	L, 67-72 (OT)
12/22	Southeast Missouri St.	L, 50-61
12/29	at Bucknell	W, 69-51
1/3	Miami (OH)*	L, 59-72
1/6	at Bowling Green*	L, 42-75
1/10	at Ohio*	L, 66-69
1/13	Akron*	W, 64-58
1/17	Kent State*	L, 69-72
1/20	at Toledo*	L, 77-85 (OT)
1/24	at Eastern Michigan*	L, 56-69
1/27	Northern Illinois*	L, 53-58
2/3	Ball State*	L, 44-59
2/7	Western Michigan*	W, 61-48
2/10	at Central Michigan*	W, 90-80
2/14	at Miami (OH)*	L, 68-71
2/17	Bowling Green*	L, 44-85
2/21	Ohio*	W, 61-47
2/24	at Akron*	W, 65-59
2/28	at Kent State*	L, 47-62
3/4	vs. Toledo#	L, 49-64

\$St. Bonaventure Shootout

\*Mid-American Conference Opponent

#Mid-American Conference Tournament

## 2007-08 (15-15, 8-8 Mid-American)

11/11	Youngstown St.	W, 62-53
11/15	at Presbyterian	W, 76-68
11/17	at South Carolina	L, 66-54
11/20	Detroit	W, 66-50
11/24	Canisius	L, 70-62
11/27	at Holy Cross	L, 71-57
12/1	at Niagara	W, 61-42
12/5	at Albany	W, 70-69 (OT)
12/15	Cleveland State	W, 63-60
12/18	Jacksonville	L, 71-67
12/22	at Massachusetts	L, 68-60
12/29	at Southeast Missouri St.	L, 67-45
1/2	Bucknell	W, 78-65
1/9	at Miami (OH)*	W, 62-57
1/12	at Akron*	W, 55-51
1/16	Ohio*	L, 74-64
1/19	Bowling Green*	L, 75-56
1/22	at Kent State*	W, 78-71
1/26	Eastern Michigan*	L, 74-71
1/31	at Northern Illinois*	L, 77-63
2/3	at Ball State*	W, 73-62
2/9	Toledo*	W, 60-45
2/13	at Western Michigan	L, 73-67
2/16	Central Michigan*	L, 80-57
2/20	Miami (OH)*	L, 84-55
2/23	at Ohio*	W, 67-63
2/27	Akron*	W, 68-54
3/1	at Bowling Green*	L, 74-47
3/5	Kent State*	W, 50-44
3/10	vs. Toledo#	L, 53-50

\*Mid-American Conference Opponent

#Mid-American Conference Tournament

## 2008-09 (8-24, 2-14 Mid-American)

11/14	at Canisius	L, 69-56
11/16	St. Bonaventure	L, 77-58
11/19	at Youngstown State	W, 66-42
11/22	Delaware	W, 63-45
11/25	Niagara	W, 87-62
11/28	vs. NC A&T	L, 85-76
11/29	vs. NC Central	W, 65-54
12/6	Hofstra	L, 80-73 (OT)
12/16	Providence	L, 67-63
12/20	at St. John's	L, 81-57
12/21	vs. Houston	L, 80-62
12/29	at Cleveland State	L, 75-48
1/2	at Bucknell	L, 75-57
1/7	Ohio*	L, 84-81 (OT)
1/10	at Akron*	L, 62-56
1/14	Kent State*	L, 79-61
1/17	Miami (OH)*	L, 68-67
1/21	at Bowling Green*	L, 75-52
1/24	at Central Michigan*	L, 89-81
1/31	Western Michigan*	W, 72-64
2/4	at Toledo*	L, 67-59
2/8	Ball State*	L, 83-62
2/11	at Eastern Michigan*	L, 69-58
2/14	Northern Illinois*	L, 70-63
2/21	at Ohio*	L, 80-77
2/25	Bowling Green*	L, 89-82 (OT)
2/28	Akron*	W, 69-49
3/4	at Kent State*	L, 72-53
3/7	at Miami (OH)*	L, 67-57
3/11	vs. Northern Illinois#	W, 57-52
3/13	vs. Kent State#	W, 66-54
3/14	vs. Ball State#	L, 68-54

\*Mid-American Conference Opponent

#Mid-American Conference Tournament



## 2009-10 (7-23, 3-13 Mid-American)

11/13	at Niagara	W, 87-79 (OT)
11/16	at Hofstra	L, 77-60
11/21	Temple	L, 65-55
11/27	vs. Penn State@	L, 86-65
11/28	at Maine@	L, 58-53
12/2	at Providence	L, 86-63
12/5	Canisius	L, 59-56
12/9	at St. Bonaventure	L, 78-57
12/13	Youngstown St.	W, 92-38
12/22	at Delaware	L, 85-72
12/28	vs. American%	L, 54-43
12/29	at Stetson%	W, 65-53
1/3	Bucknell	W, 64-51
1/6	Miami (OH)*	L, 62-55
1/9	at Akron*	L, 72-56
1/13	at Bowling Green*	L, 78-60
1/16	Ohio*	W, 76-62
1/19	at Kent State*	L, 68-66
1/23	at Northern Illinois*	L, 93-88 (OT)
1/27	Toledo*	L, 69-67 (OT)
1/30	at Western Michigan*	W, 50-46
2/3	Eastern Michigan*	L, 78-65
2/6	Central Michigan*	W, 60-52
2/10	at Ball State*	L, 84-62
2/13	Akron*	L, 63-57
2/20	at Miami (OH)*	L, 67-52
2/24	Bowling Green*	L, 81-64
2/27	at Ohio*	L, 61-58
3/2	Kent State*	L, 67-55
3/6	at Eastern Michigan*	L, 66-56

@Dead River Company Classic

%Stetson Hatter Classic

\*Mid-American Conference Opponent

#Mid-American Conference Tournament

## 2010-11 (16-16, 8-8 Mid-American)

11/12	Howard	W, 86-63
-------	--------	----------



11/15	Cleveland St.	L, 78-69
11/19	at Temple	L, 74-64
11/21	at Bucknell	W, 72-53
11/26	vs. Michigan@	L, 69-49
11/27	vs. William & Mary@	W, 66-56
12/1	at Canisius	W, 79-50
12/6	Duquesne	L, 67-53
12/10	St. Bonaventure	L, 56-47
12/21	Niagara	W, 58-42
12/29	vs. Mississippi St.%	L, 72-58
12/30	vs. Rider%	W, 67-51
1/2	at Brown	W, 58-53
1/5	at Akron*	W, 61-45
1/8	Kent State*	L, 72-63
1/12	at Miami (OH)*	L, 94-89
1/15	at Ohio*	W, 65-51
1/18	Bowling Green*	L, 72-61
1/22	at Toledo*	L, 72-53
1/26	at Central Michigan*	W, 92-89

1/29	Ball State*	W, 77-61
2/5	at Eastern Michigan*	W, 70-68
2/8	Western Michigan*	W, 53-39
2/12	Northern Illinois*	L, 61-53 (OT)
2/16	Akron*	L, 71-67
2/19	at Kent State*	L, 72-52
2/23	Miami (OH)*	W, 77-74
2/26	Ohio*	W, 70-65
3/2	at Bowling Green*	L, 92-68
3/5	Ball State#	W, 82-73
3/9	vs. Central Michigan#	L, 90-69
3/16	at Wright State\$	L, 82-79

@ Cancun Thanksgiving Classic

% Lehigh Christmas City Classic

\* Mid-American Conference Opponent

# Mid-American Conference Tournament

\$ Women's Basketball Invitational

## 2011-12 (9-22, 4-12 Mid-American)

11/11	at Niagara	W, 65-54
11/14	at Duquesne	L, 90-46
11/19	Bucknell	W, 63-57
11/22	at Syracuse	L, 79-59
11/25	vs. Dayton%	L, 94-74
11/26	at Connecticut%	L, 90-34
11/27	vs. Farleigh Dickenson%	L, 63-54
11/30	Wright State	L, 81-54
12/7	Canisius	W, 62-57
12/10	at St. Bonaventure	L, 76-45
12/20	at Howard	L, 81-57
12/22	Oakland	W, 69-65 (OT)
12/29	vs. NJIT\$	W, 66-53
12/30	at Iowa State\$	L, 65-45
1/4	at Ohio*	L, 73-64
1/7	at Miami (OH)*	L, 72-51
1/11	Akron*	L, 91-82
1/15	Bowling Green*	L, 79-59
1/19	at Kent State*	L, 85-73
1/22	at Northern Illinois*	W, 62-46
1/25	Eastern Michigan*	L, 72-54
1/28	Toledo*	L, 77-75
2/2	at Western Michigan*	L, 102-92
2/4	at Ball State*	W, 61-37
2/11	Central Michigan*	L, 66-60
2/15	at Bowling Green*	L, 62-52
2/18	Miami (OH)*	L, 66-50
2/21	Kent State*	W, 85-72
2/25	Ohio*	W, 61-56
2/28	at Akron*	L, 78-69
3/3	at Akron#	L, 96-82

% World Vision Classic

\$ Cyclone Challenge

\* Mid-American Conference Opponent

# Mid-American Conference Tournament

## 2012-13 (12-20, 8-8 Mid-American)

11/9	at Canisius	L, 73-57
11/13	Youngstown St.	L, 60-50
11/16	at Oakland	W, 61-59
11/18	at Wright St.	L, 66-51
11/23	at Dayton%	L, 68-44
11/24	vs. Eastern Illinois%	L, 89-73
11/28	Duquesne	L, 78-52
12/1	at Bucknell	L, 78-71
12/5	St. Bonaventure	L, 64-55
12/8	Binghamton	L, 65-60
12/21	Niagara	W, 65-51
12/29	Pittsburgh	L, 91-77

1/5	at Cornell	L, 70-43
1/10	Northern Illinois*	W, 60-53
1/13	Ohio*	W, 73-36
1/16	at Kent State*	W, 69-54
1/19	at Toledo*	L, 59-44
1/23	Ball State*	L, 69-55
1/26	Western Michigan*	W, 63-44
1/31	at Miami (OH)*	W, 78-70
2/2	at Akron*	L, 75-57
2/7	Bowling Green*	L, 61-56
2/10	at Central Michigan*	L, 86-51
2/16	at Eastern Michigan*	W, 79-63
2/20	Miami (OH)*	L, 69-56
2/23	at Ohio*	W, 56-35
2/28	at Bowling Green*	L, 56-43
3/3	Kent State*	W, 81-45
3/6	Akron*	L, 77-60
3/9	Northern Illinois#	W, 56-46
3/13	vs. Miami (OH)#	W, 82-70
3/14	vs. Akron#	L, 83-79

%Marriott Dayton Classic

\* Mid-American Conference Opponent

# Mid-American Conference Tournament

## 2013-14 (17-13, 10-8 Mid-American)

11/8	at Binghamton	W, 65-47
------	---------------	----------



11/13	at Youngstown State	W, 72-65
11/16	Cornell	L, 79-72
11/20	at Duquesne	L, 78-55
11/27	Canisius	W, 68-59
12/1	at Pittsburgh	W, 66-62
12/4	St. Francis (PA)	W, 87-77
12/7	at Siena	L, 64-60
12/17	at St. Bonaventure	L, 76-71 (OT)
12/21	at Niagara	W, 78-70
1/1	Roberts Wesleyan	W, 93-58
1/4	at Bowling Green *	L, 62-50
1/7	at Western Michigan *	L, 82-72
1/12	Central Michigan *	L, 82-68
1/15	Toledo *	W, 51-46
1/18	Eastern Michigan *	W, 84-83 (OT)
1/23	at Northern Illinois *	W, 63-52
1/26	at Ball State *	W, 73-69
1/30	Miami (OH) *	W, 58-56
2/2	at Akron *	L, 101-92
2/6	Ohio *	W, 55-43
2/9	at Central Michigan *	L, 74-63
2/15	Northern Illinois *	W, 66-57
2/19	at Kent State *	W, 61-53
2/22	Bowling Green *	L, 73-63
2/27	at Ohio *	L, 83-71
3/1	at Miami (OH) *	W, 74-61
3/5	Akron *	L, 79-71
3/8	Kent State *	W, 64-51
3/13	vs Ball State #	L, 74-60

\* Mid-American Conference Opponent

# Mid-American Conference Tournament





## 2014-15 (19-13, 11-7 Mid-American)

11/14	Siena	L, 58-50
11/18	at St. Francis (PA)	W, 88-80
11/22	Niagara	W, 73-64
11/25	at #8/7 Duke	L, 88-54
11/28	vs. Tulsa %	L, 87-77
11/29	vs. Illinois St. %	W, 68-60
12/4	at Cornell	W, 65-58
12/15	St. Bonaventure	W, 51-44
12/19	at Manhattan	W, 68-58
12/21	at LIU Brooklyn	L, 79-73
12/29	at Canisius	W, 72-55
1/3	Ohio *	L, 61-50
1/7	at Central Michigan *	L, 66-58
1/10	at Miami (OH) *	W, 71-51
1/13	Western Michigan *	L, 62-59
1/17	Ball State *	W, 53-43
1/21	at Toledo *	L, 75-63 (OT)
1/24	Northern Illinois *	W, 47-43
1/31	at Eastern Michigan *	W, 75-53
2/4	Toledo *	W, 68-61
2/7	Bowling Green *	W, 66-45
2/11	at Akron *	L, 81-70
2/14	at Western Michigan *	W, 54-44
2/18	Kent State *	W, 59-57
2/21	Miami (OH) *	L, 78-68
2/25	at Ohio *	L, 78-70
2/28	Akron *	W, 87-80
3/4	at Bowling Green *	W, 55-47
3/7	at Kent State *	W, 68-58
3/12	vs. Western Michigan #	W, 63-60
3/13	vs. Ohio #	L, 63-55
3/19	at West Virginia \$	L, 84-61

% Miami (FL) Thanksgiving Tournament

\* Mid-American Conference Opponent

# Mid-American Conference Tournament

\$ Women's National Invitation Tournament



## 2015-16 (20-14, 8-10 Mid-American)

11/14	LIU Brooklyn	W, 55-38
11/17	Canisius	W, 54-40
11/21	at UMass	W, 56-48
11/25	Cornell	W, 59-41
11/28	at UCF %	W, 66-60
11/29	vs. Clemson %	W, 61-51
12/3	at Hofstra	L, 79-36
12/6	Duquesne	L, 79-62
12/9	at St. Bonaventure	L, 59-32
12/21	at Niagara	W, 57-48
11/29	at Sacred Heart	W, 66-53
1/2	at Eastern Michigan *	L, 67-56
1/6	Central Michigan *	W, 67-61
1/9	at Kent State *	W, 77-66
1/13	at Ball State *	L, 68-63
1/16	Akron *	L, 69-61
1/20	Western Michigan *	L, 92-78
1/23	at Miami *	L, 69-58
1/30	at Northern Illinois *	L, 76-74
2/3	Ohio *	W, 51-43

2/6	Ball State *	L, 59-57
2/10	at Toledo *	L, 71-60
2/13	at Bowling Green *	W, 63-50
2/17	Eastern Michigan *	L, 70-55
2/20	Miami *	W, 58-39
2/24	Bowling Green *	W, 55-52
2/27	at Ohio *	W, 70-58
3/2	at Akron *	L, 62-49
3/5	Kent State *	W, 63-47
3/7	Bowling Green #	W, 60-44
3/9	vs. Ohio #	W, 72-60
3/11	vs. Akron #	W, 88-87
3/12	vs. Central Michigan #	W, 73-71 (OT)
3/18	at Ohio State \$	L, 88-69

% UCF Thanksgiving Tournament

\* Mid-American Conference Opponent

# Mid-American Conference Tournament

\$ NCAA Tournament Game



## 2016-17 (22-10, 10-8 Mid-American)

11/11	UMass	W, 61-47
11/16	Niagara	W, 73-63
11/19	Manhattan	W, 73-39
11/22	at Duquesne	W, 71-69
11/26	Sacred Heart	W, 76-55
12/1	UCF	W, 66-65
12/4	Hofstra	W, 74-50
12/8	at Canisius	W, 65-52
12/21	St. Bonaventure	W, 68-47
12/29	at Fordham ^	W, 58-54
12/30	vs. Harvard ^	L, 74-62
12/31	Miami (OH)*	W, 71-45
1/4	at Ohio*	L, 83-55
1/7	at Central Michigan*	L, 88-71
1/11	Toledo*	L, 73-64
1/14	at Miami (OH)*	W, 68-51
1/18	at Bowling Green*	W, 61-50
1/21	Central Michigan*	W, 67-56
1/25	Ball State*	L, 89-75
1/28	at Western Michigan*	W, 62-47
2/1	at Toledo*	L, 85-63
2/4	Kent State*	W, 77-62
2/11	Northern Illinois*	L, 89-80
2/15	at Eastern Michigan*	W, 56-52
2/18	Akron*	W, 81-51
2/22	Ohio*	W, 65-54
2/25	Bowling Green*	L, 64-62
3/1	at Akron*	W, 81-55
3/4	at Kent State*	L, 80-71
3/6	Bowling Green #	W, 61-45
3/8	vs. Ball State #	W, 69-65
3/10	vs. Toledo #	L, 72-65

^ Fordham Holiday Classic

\* Mid-American Conference Opponent

# Mid-American Conference Tournament



## 2017-18 (29-6, 16-2 Mid-American)

11/10	Delaware	W, 87-73
11/13	UMES	W, 76-41
11/23	vs. Nebraska &	W, 82-72
11/24	vs. Clemson &	W, 61-41
12/2	at Arizona State %	L, 76-57
12/3	vs. UNLV %	W, 80-53
12/7	Canisius	W, 73-47
12/9	at Columbia	W, 65-63
12/15	at St. Bonaventure	W, 76-59
12/18	at Niagara	L, 75-62
12/21	at St. John's	W, 73-72
12/30	at Akron *	W, 89-66
1/3	Western Michigan *	W, 71-49
1/6	at Northern Illinois *	L, 86-84 (OT)
1/10	Miami (OH) *	W, 72-67
1/13	at Ball State *	W, 84-80
1/17	at Ohio *	W, 67-63
1/20	Toledo *	W, 87-69
1/27	Eastern Michigan *	W, 97-92 (OT)
1/31	at Central Michigan *	L, 86-79
2/3	at Toledo *	W, 84-73
2/7	Kent State*	W, 80-42
2/10	at Miami (OH) *	W, 64-49
2/14	Central Michigan *	W, 85-82
2/17	Akron *	W, 85-71
2/21	at Bowling Green *	W, 88-67
2/24	Ohio *	W, 70-53
2/28	at Kent State *	W, 81-51
3/3	Bowling Green *	W, 74-38
3/7	Kent State #	W, 72-50
3/9	Western Michigan #	W, 85-53
3/10	Central Michigan #	L, 96-91
3/17	#6 South Florida \$	W, 102-79
3/19	#3 Florida State \$	W, 86-65
3/24	#2 South Carolina !	L, 79-63

& San Juan Shootout (Daytona Beach, FL)

% ASU Classic (Tempe, AZ)

\* Mid-American Conference Opponent

# Mid-American Conference Tournament

\$ NCAA Tournament First and Second Round

! NCAA Tournament Regional Round





## 2018-19 (24-10, 12-6 Mid-American)

11/11	Maryland Eastern Shore	W, 69-63
11/14	Niagara	W, 88-61
11/18	at Oregon	L, 102-82
11/23	vs. Georgetown &	W, 73-64
11/24	vs. South Dakota State &	W, 61-55
12/1	at Central Connecticut State	W, 82-69
12/4	at Canisius	W, 84-66
12/7	at Dayton	L, 72-59
12/18	at Dartmouth	W, 75-69
12/21	Stanford	L, 62-55
12/23	St. Bonaventure	W, 90-43
1/5	Ohio *	L, 74-71 (OT)
1/9	at Eastern Michigan *	W, 91-84 (OT)
1/12	at Miami (OH) *	W, 66-59
1/16	Ball State *	W, 77-65
1/19	at Western Michigan *	W, 61-59
1/23	Akron *	W, 91-72
1/26	Northern Illinois *	W, 93-64
2/2	at Central Michigan *	L, 76-65
2/6	Toledo *	W, 73-63
2/9	Kent State *	W, 75-66
2/13	at Bowling Green *	L, 78-72
2/16	Central Michigan *	L, 100-95
2/20	at Ball State *	W, 97-58
2/23	at Akron *	L, 70-59
2/27	at Ohio *	W, 73-43
3/2	Miami (OH) *	W, 86-61
3/6	Bowling Green *	W, 75-61
3/9	at Kent State *	L, 62-53
3/13	vs. Kent State \$	W, 85-52
3/15	vs. Central Michigan \$	W, 82-77
3/16	vs. Ohio \$	W, 77-61
3/22	#7 Rutgers #	W, 82-71
3/24	#2 Connecticut #	L, 84-72

& Games played in Las Vegas, NV

\* Mid-American Conference Opponent

\$ Mid-American Conference Tournament

# NCAA Tournament First and Second Round



## 2019-20 (24-10, 12-6 Mid-American)

11/5	Central Connecticut State	W, 61-56
11/9	at Niagara	W, 81-67
11/12	Canisius	W, 71-55
11/15	Columbia	W, 82-75
11/21	at San Jose State	L, 95-88
11/24	at Stanford	L, 88-69
11/30	Drexel &	W, 63-59

12/1	American &	W, 73-55
12/7	at St. Bonaventure	W, 46-36
12/17	Dayton	W, 67-59
12/29	Dartmouth	W, 73-49
1/4	at Miami (OH)*	W, 86-72
1/8	at Toledo*	L, 71-59
1/11	Ohio*	L, 76-65
1/15	Bowling Green*	W, 65-59
1/18	Eastern Michigan*	W, 66-63
1/22	at Ball State*	L, 69-65
1/25	at Kent State*	W, 57-44
1/29	Central Michigan*	L, 98-93 (2OT)
2/1	at Northern Illinois*	L, 64-63
2/8	Toledo*	L, 78-62
2/12	at Western Michigan*	L, 74-62
2/15	Ball State*	L, 69-58
2/19	Akron*	L, 69-63
2/22	at Bowling Green*	W, 62-56
2/26	Miami (OH)*	W, 88-72
2/29	at Ohio*	W, 63-62
3/4	at Akron*	W, 76-61
3/7	Kent State*	W, 72-58
3/9	vs. Miami (OH) \$	W, 87-72
3/11	vs. Kent State \$	L, 72-66

& - Saint Joseph's Hawk Classic

\* Mid-American Conference Opponent

\$ Mid-American Conference Tournament



## 2020-21 (15-9, 11-6 Mid-American)

11/30	at James Madison	W, 80-64
12/3	at VCU	L, 61-55
12/6	at Canisius	W, 87-45
12/9	at Purdue	L, 82-70
12/13	Akron*	W, 85-77
12/19	St. Bonaventure	W, 71-52
12/22	Western Michigan*	W, 87-66
1/2	at Miami (OH)*	W, 75-67
1/6	at Eastern Michigan*	W, 73-68
1/9	Central Michigan*	L, 79-63
1/13	Bowling Green*	W, 82-74
1/20	at Ohio*	L, 84-81
1/23	Toledo*	W, 74-65
1/30	at Central Michigan*	L, 66-62
2/3	at Akron	W, 77-55
2/10	at Toledo*	W, 82-73
2/13	at Northern Illinois*	L, 81-75
2/17	Ball State*	L, 76-63
2/20	at Ball State*	W, 83-76
2/24	at Kent State*	L, 65-62
3/3	Miami (OH)*	W, 75-70
3/6	at Bowling Green*	W, 69-68 (OT)
3/10	vs. Kent State\$	W, 73-66
3/12	vs. Bowling Green\$	L, 80-67

\* Mid-American Conference Opponent

\$ Mid-American Conference Tournament



## 2021-22 (25-9, 16-4 Mid-American)

11/9	Canisius	W, 102-42
11/20	South Carolina &	L, 88-60
11/21	Oklahoma &	L, 93-72
11/22	Syracuse &	W, 88-79
11/27	James Madison	W, 63-45
12/1	Niagara	W, 95-55
12/5	Rhode Island	W, 69-55
12/8	VCU	W, 62-60
12/14	at Princeton	L, 79-77 (OT)
12/20	at Bucknell	L, 80-69
12/29	Central Michigan*	W, 92-75
1/1	at Miami (OH)*	W, 88-83
1/5	at Bowling Green*	W, 82-66
1/17	Kent State*	W, 65-62
1/19	Akron*	W, 76-59
1/22	at Toledo*	L, 75-66
1/24	at Ohio*	L, 68-66
1/26	Ball State*	L, 72-70
1/29	Northern Illinois*	W, 68-61
2/2	at Eastern Michigan*	W, 69-62
2/5	at Central Michigan*	W, 82-74
2/7	Western Michigan*	W, 71-64
2/9	Eastern Michigan*	W, 93-68
2/12	at Northern Illinois*	L, 69-64 (OT)
2/16	at Ball State*	W, 67-62
2/19	Miami (OH)*	W, 83-71
2/23	Ohio*	W, 79-65
2/26	at Kent State*	W, 82-64
3/2	at Akron*	W, 86-60
3/5	Bowling Green*	W, 81-62
3/9	Western Michigan #	W, 69-49
3/11	Akron #	W, 82-43
3/12	Ball State #	W, 79-75
3/19	Tennessee \$	L, 80-67

\* Mid-American Conference Opponent

# Mid-American Conference Tournament

& Battle 4 Atlantis Tournament

\$ NCAA Tournament





## 2022-23 (12-16, 7-11 Mid-American)

11/7	at Canisius	L, 57-55
11/14	at Stonehill	W, 62-56
11/22	Mercyhurst	L, 70-68
11/27	Drexel	L, 53-35
12/1	at Rhode Island	L, 71-56
12/7	at Niagara	W, 63-58
12/10	LIU	W, 91-59
12/20	Bucknell	W, 58-51
12/29	at St. Bonaventure	W, 58-49
1/4	at Kent State*	L, 64-63
1/7	Central Michigan*	W, 70-63
1/11	at Ohio*	W, 69-64
1/14	Eastern Michigan*	W, 78-59
1/18	Ball State*	L, 81-59
1/21	at Western Michigan*	L, 68-56
1/25	Bowling Green*	L, 64-61
1/28	at Akron*	L, 69-47
2/1	at Miami (OH)*	W, 81-76
2/4	Northern Illinois*	L, 72-62
2/8	at Toledo*	L, 91-73
2/11	at Central Michigan*	L, 72-71
2/15	Kent State*	L, 72-69
2/18	Miami (OH)*	L, 72-67
2/23	at Eastern Michigan*	L, 62-57
2/25	at Bowling Green*	W, 84-66
3/1	Akron*	W, 64-50
3/4	Western Michigan*	W, 72-67
3/8	Toledo#	L, 75-74 (OT)

\* Mid-American Conference Opponent

# Mid-American Conference Tournament

