UB MEN'S BASKETBALL HISTORY

The State University at Buffalo, until 1962 the private University of Buffalo, has enjoyed success on the basketball court from its first official season, 1915-16, when Coach Art Powell's team posted a 7-4 record, through the era of Coaches Mal Eiken and Len Serfustini in the 1940s, 50s and 60s, to recent years.

In its history on the hardwood, UB has won 1,055 games and lost 1,031 against some of the top Division I, II and III teams in the country.

The program gained national recognition under Coach Powell, who was born in Springfield, MA, seven years before Dr. James Naismith invented the sport. Powell, who played basketball and football at Syracuse, class of '07, had a 198-190 record in 28 seasons, including 28 straight wins and 45-5 for three seasons (1929-32), with triumphs over Pitt, West Virginia, Syracuse and Yale.

Powell's 1930-31 team was 15-0, the best mark in UB history, captained by Bob Harrington, a member of the University's Athletic Hall of Fame, along with 1922-23 captain Dr. James J. Ailinger and 1931-32 captain Ed Malanowicz, both outstanding all-around athletes.

In the early 1930s, UB's nickname was changed from "Bisons" to "Bulls" and in 1938 the program moved from the "old barn" that still stands at Rotary Field to Clark Hall on the South (Main Street) Campus.

UB had no athletic program during the war years of 1943-45, but returned to the court in 1945-46, coached by former captain Harrington. Then Eiken, an All-American at Minnesota class of '36, took command as the first full-time faculty member to coach basketball.

Eiken's 1946-47 squad, captained by football star Lou Corriere had a 12-5 season, capped by a game with Buffalo State before 11,891 fans at Memorial Auditorium. Eiken's 1949-50 club was 15-10, and doubleheaders at "The Aud" attracted 10,000 spectators.

UB Hall of Famer Jack Chalmers concluded his career in 1950-51 as the Bulls' first 1,000-point scorer (1,003), and Hal Kuhn was named the outstanding sophomore to appear at The Aud.

Eiken's 1951-52 Bulls were 18-6 and played in the National Association of Intercollegiate Athletics Tournament, where Hall of Famer Kuhn ended the season with a record 458 points and his career with 1,065. Freshman Jim Horne tallied 374 that winter to set a fast pace for a record career of 1,833 points and eventually a place in the Greater Buffalo Sports Hall of Fame.



Coach Ed Muto (left) with Bob Vartanian (right), UB's first player drafted in the NBA. He was chosen by the Buffalo Braves in 1973.

In 1956, UB President Clifford C. Furnas, an Olympic athlete, initiated a "Five-Year Plan" that would upgrade the total sports program and ignite the Bulls on a trail of banner headlines.

Len Serfustini, a 1950 UB grad, replaced Eiken as coach and in 14 seasons (1956-70) his Bulls would notch a 205-106 record and play in six NCAA Championship Tournaments.

The first team coached by "Serf" went 18-7, captained by Joe Tontillo (801 career points), and was selected to play in the inaugural NCAA Small College Division Tournament. Chuck Daniels (852 career points), an all-around athlete, was named to play with the College All-Stars.

The 1957-58 Bulls were 17-5 and continued a 21-game winning streak at Clark Hall and UB's four straight NCAA tournament appearances (1957-60).

UB returned to NCAA post-season play in 1962-63 behind All-ECAC star Gary Hanley (598 career rebounds), and in 1964-65 went 19-3, the Bulls' best modern record, opening the season with five wins, snapped at Tennessee, followed by 14 straight and a second-place finish in the NCAA Mid-East Regional Tournament. Future head coach Dan Bazzani co-captained the 1964-65 squad, which also included Harvey Poe (791 career points) and Norb Baschnagel, an NCAA All-Tournament First Team choice.

Ed Muto (left) and Len Serfustini (right), UB's all-time winningest coach.

Ed Muto (Buffalo '50), a Serfustini teammate who had piloted the UB freshman program to a 184-91 record in 14 seasons (1956-70), took the helm in 1970-71 and in three campaigns (1970-73) posted a 37-33 record, 16-8 in his final year.

Individual standouts under Muto included captain Bob Vartanian, who scored 33 points in a win over Brown, and Curtis Blackmore, one of the best big men to ever play for UB. Blackmore, who scored a three-season record 1,287 points, ranks as the No. 2 all-time rebounder (1,175), and still owns six UB records including career (16.8) and season (17.8) rebound average and single-game rebounds (32 vs. UT-Chattanooga).

Leo Richardson (Morris '54), the first black head basketball coach at UB, moved up from his junior varsity post in 1973 and, although his five-season (1973-78) mark was 35-92, he produced several outstanding players while competing against strong Division I foes.

Otis Horne hit for 994 career points, grabbed 457 rebounds and set UB's Aud record with 38 points vs. Catholic University. Horace Brawley netted 835 career points including 36 at Gannon, the Bulls' road mark until Mike Martinho hit for 37 during the 1995-96 year.

In 1974, Richardson recruited a 20-year old out of a North Carolina factory who was destined to become one of UB's all-time greats, his departure signaling the end of an era in Bulls basketball. Sam Pellom, a 6-9, 220 center nicknamed "The Franchise," epitomized UB's "Big Time" basketball program.

Pellom, who went on to play four seasons with the NBA Atlanta Hawks, led the nation (NCAA Division I) in rebounding (16.2 average) as a sophomore, receiving All-American honorable mention, finished his career as the Bulls' all-time rebounder (1,296), No. 2 scorer (1,403), and set eight UB records including blocked shots in a season (155) and career (375).

Because SUNY prohibited athletic grants-in-aid, UB declared for Division III status in 1977-78, after which Richardson resigned and was replaced by Bill Hughes (Greenville '57) in 1978-79, the Bulls' first season in SUNYAC.



After a stellar career at UB, Sam Pellom went on to play in the NBA for the Atlanta Hawks.

Hughes guided the 1979-80 Bulls to a 17-10 mark, their first winning mark in eight years, 10-0 in the SUNYAC Western Division, to second place in the conference tourney, and was named SUNYAC Coach of the Year. Tom Parsons was the West's Player of the Year; Nate Bouie, 500 career rebounds, and Mike Freeman, UB records for field goal and free throw percentages, were also named All-Conference.

Parsons repeated as the West's top player in 1980-81, and the 1981-82 Bulls set a record for games played (30, 13-17), won the SUNYAC championship by defeating defending NCAA Division III titlist Potsdam State, and advanced to the NCAA Division III East Regional, UB's first postseason appearance since 1965. John Fitzpatrick, the SUNYAC Tournament MVP, and Karon Henderson were All-Conference picks.

Hughes, whose four-season record was 49-70 overall, but 49-26 in Division III, was replaced on an interim basis in 1982-83 by Ken Pope (Buffalo '74), his former top assistant.

The '82-83 campaign was significant in that the Bulls played their final game at Clark Hall, a 93-84 win over Penn State-Behrend

UB Basketball Chronology

1915-16	UB's first team finishes with a 7-4 record.
1930-31	Team goes a perfect 15-0, the only undefeated season in UB history.
1931-32	School changes nickname from "Bisons" to "Bulls".
1938-39	Team moves to Clark Hall to play all home games.
1942-43	Arthur Powell coaches his last season after 28 years, finishing with a record of 198-190.
1943-45	No team due to WWII.
1956-57	Team goes 18-7 and plays in the inaugural NCAA Small College Division Tournament.
1959-60	UB finishes 15-6 and makes its fourth straight appearance in the NCAA Division II Tournament.
1962-63	Returned to NCAA postseason play with a 16-7 record.
1964-65	Won 14 straight games and placed second in the NCAA Mid-East Regional Tournament.
1973	Bob Vartanian becomes the first UB player drafted in the NBA when he was selected in the 13th round by the Buffalo Braves.
1974	Sam Pellom, one of UB's all-time great players, arrives at UB.
1977-78	Declared for NCAA Division III status.
1979-80	Bulls go 10-0 in SUNYAC, Head Coach Bill Hughes named Coach of the Year, Tom Parsons named Player of the Year.
1981-82	Advanced to the Division III East Regional, their last appearance in the NCAA Tournament; Nov. 30, 1982 UB plays final game at Clark Hall, defeating Penn State-Behrend 93-84; Dec. 3, 1982 UB plays first game at Alumni Arena, defeating Stony Brook 71-64.
1984-85	Bulls go 7-1 to start the season but have to forfeit the first eight games due to concerns about two inelegible players.
1991-92	UB returns to Division I status.
1994-95	UB joins the Mid-Continent Conference and finishes 18-10, the most wins in the last 30 years.
1998-99	UB joins the Mid-American Conference and finishes the season 5-24 overall and 1-17 in the conference.
1999-00	Reggie Witherspoon named head coach.
2003-04	Bulls finish the season 17-12 and win their first MAC playoff game - 90-73 over Northern Illinois. Reggie Witherspoon named MAC Coach of the Year.
2004-05	UB wins a school-record 23 games, makes it to the MAC championship game and earns a berth in the NIT for the school's first postseason appearance as a Division I program. Turner Battle named MAC Player of the Year and earns All-America honors.
2005-06	Thanks to an 11-1 start, the Bulls received their first ever votes in the Associated Press Top 25 men's basketball poll. UB wins 19 games - the second-most in school history.
2008-09	Bulls finish season 21-12, advance to MAC championship game and make second ever postseason appearance as a Division I program - facing Wichita State in the CBI. Bulls win Rainbow Classic. Rodney Pierce name All-MAC First Team.
2009-10	The Bulls finish the season 18-12. John Boyer leads the nation in assist-to-turnover ratio (3.7). Rodney Pierce named All-MAC First Team.
2010-11	Buffalo goes 20-14 for its third 20-win season in school history and advances to the third round of the CollegeInsider.com Post season Tournament. Javon McCrea named MAC Freshman of the Year.
2011-12	For the third time in the past four years, the Bulls cracked the 20-win plateau, finishing 20-11 and making the CIT. Mitchell Watt was named the MAC Player of the Year - the first UB player to be honored since Turner Battle ('05).
2012-13	Javon McCrea named first-team All-MAC following the season, the second straight year he is named to the First Team. Legendary Duke point guard Bobby Hurley named the 12th head coach in school history following the season.
2013-14	The Bulls won their first ever outright MAC East Division Title and Javon McCrea was named the MAC Player of the Year as he became the school's all-time leading scorer and the first 2,000-point scorer in UB history.
2014-15	UB won its first ever MAC Title, advancing the NCAA Tournament for the first time in school history. Junior Justin Moss was named the MAC Player of the Year. Assistant coach Nate Oats was promoted to head coach following the season, becoming the 13th head coach in school history.
2015-16	The Bulls win the MAC Championship and advance to the NCAA Tournament for the second straight year. Nate Oats becomes the first UB head coach to win 20 games in his first season.
2017-18	Buffalo wins a school record 27 games and claims its first outright MAC Regular season title and won the MAC Tournament for the third time in four years. UB wins its first ever NCAA Tournament game with an 89-68 win over Arizona. Nate Oats became just the second UB head coach to be named the MAC Coach of the Year.
2018-19	UB won a a school and MAC record 32 games en rout to their fourth MAC Title in the last five seasons. Senior CJ Massinburg was named the MAC Player of the Year and Nate Oats earned his second Coach of the Year honor. UB capped off the year with a 91-74 win over Arizona in the first round of the NCAA Tournament. Following the season, Jim Whitesell was named the 14th head coach in program history.
2019-20	Buffalo wins 20 games for the fourth time in the last five seasons as UB goes 20-12 in Jim Whitesell's first year. For the fourth straight year, Buffalo takes home the MAC Sixth Man of the Year award as Ronaldo Segu earns the honor, while Davonta Jordan is named MAC Defensvive Player of the Year.

Mike Martinho (left) and Rasaun Young (right) were the best duo to ever play for the Bulls, combining to score 3,616 points during their career.

on Nov. 30, 1982, and their first game in Alumni Arena, the new, $13 million fieldhouse on the North (Amherst) Campus, defeating Stony Brook, 71-64, on Dec. 3, 1982.

Dan Bazzani (Buffalo '65), who had a successful nine-season tenure at Niagara County Community College, returned to his alma mater in 1983-84 and guided the Bulls to their first winning record (14-13) in four years. He was the first rookie UB coach to finish over .500 since 1956-57.

Led by All-SUNYAC picks Vince Brown and Greg Franklin, the Bulls stunned defending conference titlist Potsdam, 60-59, before bowing to arch-rival Buffalo State College in the championship game, UB's fifth straight conference tournament appearance.

The 1984-85 Bulls roared to a 7-1 start, including an 87-78 upset of Division II Gannon at Erie, PA, but UB was forced to forfeit those wins because of an administrative error concerning eligibility, lost its top two scorers and rebounders and finished 5-19.

Bazzani got it rolling again in '85-86, the Bulls notching a 14-11 mark that included two tournament titles and a victory over Final Four team Jersey City State.

UB continued its resurgence in 1986-87, winning 15 of 25 games, 13-7 vs. Division III foes, captured two more tournament titles and defeated arch-rival Buffalo State. All-SUNYAC forwards Anthony Miller (14.6 ppg, 8.1 rpg) and Shannon Greer (13.8 ppg, 6.1 rpg) paced the Bulls. Point guard Michael Washington led in assists (143) and steals (48).

In 1987-88, the Bulls went 14-13 before going 16-14 during the 1988-89 campaign. That season, UB won the Pocono Classic by defeating host East Stroudsburg in the championship game. A three-game, week-long road trip to California highlighted the schedule and confirmed the University's desire to compete again at the NCAA Division I level in 1991.

In the 1988-89 season, Bazzani's club went 16-14 and advanced to the championship game of the Mideast Conference before bowing to host Philadelphia Textile. In 1989-90, the Bulls were 14-13, including the championship of the inaugural Shooter's Roundup Basketball Classic. In 1990-91, UB went 13-14, the first losing season in Bazzani's UB career, but the Bulls posted eight consecutive victories early in the campaign and successfully defended their Shooter's Roundup Classic title.

Senior captain Ricky Coleman closed out his UB career by becoming the team's fifth all-time leading scorer with 1,258 points while junior Rob Middlebrooks became the seventh player in UB history to eclipse the 1,000-point mark.

In 1992-93, the club entered the Division I arena again and, while posting a 2-26 record, had a number of outstanding individual accomplishments, including the play of senior John Blalock. The guard scored 590 points – the most of any player in UB history, while leading the club in scoring in 18 of its 28 games.

In its second season at the Division I level, UB finished with a record of 5-22, dropping its first eight and last six contests of the campaign. UB doubled its 1993-94 win total with 10 and took 10 other teams down to the wire, facing top competition such as "Elite Eight" team Boston College, Pittsburgh, Duquesne and Pennsylvania.

A 9-2 start in 1994-95, including wins at Rutgers and the title at the Iona Classic, propelled the Bulls to the most wins in 30 years at 18-10. The Bulls got outstanding seasons from two-year captain Modie Cox, Kelvin Robinson, Myron Banks and junior Rasaun Young, who was named to the first-team All-Mid-Continent team.

The 1995-96 season saw the Bulls finish 13-14 after losing preseason Mid-Con Player of the Year Rasaun Young before the opening tip-off with an ankle injury. Sophomore guard Mike Martinho picked up the scoring in his place, averaging 17.7 ppg and being named second team All Mid-Continent. Freshman Bernard Wheeler and Robert Harris each were named to the Mid-Con All-Newcomer team.

In 1996-97, the Bulls finished 17-11 and reached the semifinals of the Mid-Con Tournament before an overtime loss to Western Illinois ended their season. The Bulls won the Big 4 title by defeating Niagara, Canisius and St. Bonaventure all in the same week. Rasaun Young and Mike Martinho both went over the 1,000-point barrier and were first-team Mid-Con selections.

Turner Battle was named the Mid-American Conference Player of the Year as well as being named an All-American and Academic All-American in 2005.

The '97-98 Bulls went 15-13 as Rasaun Young became the school's all-time leading scorer with 1,908 points and Mike Martinho finished third with 1,708 points.

Martinho also smashed the school record for points in a game when he scored 44 against Rochester on Feb. 2, 1998.

The 1998-99 season was yet another step up the ladder for UB athletics climb into national prominence as the Bulls joined the Mid-American Conference. The MAC is one of the oldest conferences in the nation and has always been competitive in the national spotlight.

It was a tough mountain for the Bulls to climb, and with a young team UB suffered some tough losses, finishing the season with a 5-24 record and a 1-17 mark in the MAC. In 1999-2000, the Bulls increased their conference wins to three, finishing the MAC at 3-15 and 5-23 overall. Reggie Witherspoon took over as head coach of the program after serving as the interim coach through most of the season and looks to build on the UB history and climb to a level of respectability in the MAC.

In 2000-01, Buffalo just missed its mark, dropping 12 regular season games by 10 points or less, the second-most in the country. The Bulls, who were also hit with several injuries throughout the season, finished 4-24.

In 2001-02, the program took a major step toward becoming a force to be reckoned with in the Mid-American Conference. The Bulls finished 12-18, their best mark since joining the MAC in 1998. In fact, their eight-game improvement in the win column from the previous season was the sixth highest among Division I teams.

In 2002-03, the Bulls fought through a tough 5-23 season. With freshmen and sophomores playing over 80 percent of the minutes, the Bulls proved to be competitive in nearly every game as they lost 13 games by 10 points or less. Turner Battle was named to the All-MAC Honorable Mention and Academic All-MAC squads.

The 2003-04 season was one to remember for the Buffalo Bulls. UB finished the season 17-12 overall and 11-7 in MAC play. The Bulls won their first-ever MAC playoff game, 90-73, over Northern Illinois in front of 8,971 fans - the largest crowd in Alumni Arena history. The Bulls would fall to Toledo in the quarterfinals of the MAC Tournament in Cleveland.

For an encore act, the Bulls won a school-record 23 games in 2004-05 and advanced to the Mid-American Conference championship game for the first time in school history. Although the Bulls suffered a heart-breaking overtime loss to Ohio in the title game, the 23 wins were good enough for a berth in the National Invitation Tournament - UB's first postseason appearance as a Division I program. The Bulls defeated Drexel in the opening round before falling to eventual runner-up Saint Joseph's. Turner Battle capped off a stellar career by being named MAC Player of the Year and earning Associated Press All-America and Academic All-America honors.

Mitchell Watt was the 2012 MAC Player of the Year

The Bulls started the 2005-06 season 11-1, including a nine-game winning streak - their longest winning streak since the 1964-65 season. UB's hot start included wins over Rutgers and Fresno State. On Dec. 5, 2005, the Bulls received their first ever votes in the Associated Press Top 25. The Bulls finished the year 19-13, tying them for the second mosts wins in school history. Senior guard Calvin Cage, a second-team All-MAC selection, scored a school-record 592 points on the season.

The 2006-07 season was highlighted by wins over high-profile programs Temple and Miami (FL). The win over the Hurricanes was UB's first ever win over a school from the Atlantic Coast Conference. The Bulls put a huge scare into second-ranked PIttsburgh, falling to the Panthers 70-67 in front of 6,350 fans at Alumni Arena. Yassin Idbihi concluded his tremendous career as the Bulls' fourth all-time leading scorer (1,514) and third all-time leading rebounder (844).

On December 1, 2007 Buffalo defeated Evansville, 81-60, at Alumni Arena for head coach Reggie Witherspoon's 100th win at Buffalo. He became just the fifth men's basketball coach in school history to win 100 games.

The Bulls proved the prognosticators wrong during the 2008-09 season as they finished the year 21-12 and were regular season co-champions of the Mid-American Conference after being picked to finish last in the MAC prior to the season. The Bulls advanced to the MAC championship game where they lost to Akron. Buffalo did advance to postseason play for only the second time as a Division I program. UB lost at Wichita State in the opening round of the College Basketball Invitational. Buffalo defeated Pepperdine, Colorado and Colorado State to win the Rainbow Classic. Rodney Pierce was named All-MAC First Team.

The Bulls finished the 2009-10 season 18-12, marking the fifth time in seven years they won 17 or more games in a season. Senior point guard John Boyer led the nation in assist-to-turnover ratio (3.7). to become the first Buffalo player to lead the nation in a statistical category since 1976. Rodney Pierce became the first UB player to be a two-time All-MAC First Team selection.

The Bulls had their third 20-win season in 2010-11, posting a 20-14 record. The Bulls made their third post-season appearance as a Division I program, advancing to the third round of the CollegeInsider.com Postseason Tournament. It was a record-setting year for a trio of Bulls. Byron Mulkey set the single-season school record for steals with 85. Zach Filzen drained 110 three-pointers, also a school record. Javon McCrea scored 400 points, the most ever by a UB freshman, en route to being named the MAC Freshman of the Year.

For the third time in the past four seasons, the Bulls eclipsed 20 wins, finishing the season with a 20-11 overall record. After being

picked to finish fifth in the MAC East Division in the preseason, the Bulls took the conference by storm, finishing with a 12-4 record and the number two overall seed in the MAC Tournament. Senior Mitchell Watt was named the player year and he joined Javon McCrea on the conference's All-MAC First Team. The team earned another bit to the CollegeInsider.com Postseason Tournament for its effort. Jarod Oldham set a modern-era record with 183 assists and Javon McCrea hit 190 field goals, the second most ever in a single season in UB history. The graduating class of seniors - Watt, Dave Barnett, Zach Filzen, and Titus Robinson - were also honored as the winningest class in the program's history.

The Bulls finished the 2012-13 season with a 14-20 record, forcing a change in coaching staff at the end of the year. Athletic Director Danny White, tabbed legendary Duke point guard Bobby Hurley as the 12th head coach in school history on March 26, 2013.

The first season under Coach Hurley was a successful one as the Bulls won their first ever outright MAC East Division title. The Bulls finished

The Bulls won their first ever outright MAC East Championship during the 2013-14 season.

the season with a 19-10 record and a 13-5 mark in the Mid-American Conference, UB's most ever wins in conference play.

Senior Javon McCrea became the third player in school history to be named the MAC Player of the Year as he broke the school's career scoring record on Feb. 22, 2014 at Kent State. McCrea finished his career with 2,004 points, breaking the 2,000 point mark in the conference tournament against Eastern Michigan. McCrea was also named to the All-MAC First Team for the third straight season. Senior Joshua Freelove was named All-MAC Honorable Mention and freshman Shannon Evans was named to the league's All-Freshman team.

Hurley led the Bulls to their most successful season in 2014-15 as UB won its first ever Mid-American Conference Tournament and went to the NCAA Tournament for the first time, where the Bulls played West Virginia at Nationwide Arena in Columbus, OH.

The Bulls ended the season with a 23-10 record, tying the school-record for wins in a season, while setting a new school record with 10 true road victories. The Bulls played a pair of teams that made it to the Final Four in top-ranked Kentucky and Wisconsin, holding halftime leads on

The Bulls played in their first NCAA Tournament, facing West Virginia on March 20, 2015 at Nationwide Arena in Columbus, OH

both teams.

Junior Justin Moss was named the MAC Player of the Year, becoming the second straight UB player named the league's top player. Sophomore Shannon Evans recorded the school's first ever triple double as he finished with 14 points, 10 rebounds and 10 assists at Binghamton.

Following the season, Hurley left to take the head coach position at Arizona State, which allowed White to promote assistant coach Nate Oats to the head job. He was officially named the 13th head coach in school history on April 13, 2015.

Oats led the Bulls to their second straighty MAC Title and second straight NCAA Tournament berth in 2015-16 as the Bulls became the first repeat MAC Tournament winner since 2001-02 with Kent State. UB won the title with a 64-61 victory over Akron in the MAC Championship game and they then faced Miami (FL) in the first round of the NCAA Tournament in Providence, RI. The Bulls lost the game 79-72.

After a 17-15 campain in 2016-17, the Bulls came back in 2017-18 and put forth the best season in school history as Oats led the Bulls to a

The Bulls played in their second straight NCAA Tournament on March 17, 2016 when they faced Miami (FL) in Providence, RI.

27-9 record, setting the school record for wins in a season at the time. The Bulls clinched their first ever Mid-American Conference outright regular season title, finishing with a 15-3 record, setting a program mark for MAC wins in a season.

Buffalo advanced to Cleveland as the #1 seed for the first time, and won all three MAC Tournament games by double figures, including a 76-66 win over #2 Toledo in the MAC Championship game. Following the tournament, senior Wes Clark was named the MAC Tournament MVP after he scored 26 points in the Championship.

Oats became the second Buffalo head coach to be named MAC Coach of the year, while also earning All-District honors from the National Basketball Coaches Association. In all, five UB players earned postseason All-MAC honors as CJ Massinburg and Nick Perkins were named to the All-MAC First Team, while Jeremy Harris was named to the All-MAC Second Team. Clark was named to the All-MAC Third Team and Davonta Jordan was named to the League's All-Defensive squad.

The Bulls moved along to the NCAA Tournament for the third time in four years and was awarded a #13 seed in the South Region. The Bulls were matched up against #4 Arizona, who won the PAC-12 in Boise, ID. Buffalo responded by picking up their first ever NCAA Tournament win as the Bulls defeated Arizona, 89-68, on March 15 at the Taco Bell Arena in Boise. Clark led the Bulls with 25 points, while Harris had 23 in the win.

The Bulls recorded their first ever NCAA Tournament win with an 89-68 win over Arizona on March, 15, 2018 in Boise, ID.

Buffalo advanced o the Round of 32 where they matched up with #5 and SEC Champion Kentucky on March 17. The Bulls hung tight with the Wildcats, pulling within five with just over eight minutes left in the second half. Kentucky ended up pulling away late, winning the game 95-75.

The 2018-19 season will go down as the best in school history as the Bulls finished with a 32-4 record, setting both the school and Mid-American Conference record for wins in a season. Oats was named MAC Coach of the Year for a second straight season, while senior CJ Massinburg became the fifth different Buffalo player named MAC Player of the year. UB also claimed Sixth Man and Defensive player of the year honors.

The Bulls began the season winning their first 11 games, including victories at then 13th ranked West Virginia and UB's first ever win at the

Senior Wes Clark scored 26 points to lead the Bulls to a 76-66 win over Toledo in the MAC Championship. Clark celebrates with head coach Nate Oats, who was also his head coach in high school.

Carrier Dome against Syracuse. The Bulls were ranked for a MAC record 19 weeks, peaking as high as 14th on the season.

Buffalo also set a school record for most MAC victories with a 16-2 conference record, winning its second straight outright MAC regular season title. The Bulls went into Cleveland as the #1 seed and defeated Bowling Green 87-73 for the MAC Tournament title. Senior Jeremy Harris had 31 points in the game as he was named the MAC Tournament MVP.

The Bulls concluded the MAC Tournament with 31 wins, earning a six seed in the NCAA Tournament, the highest by a MAC team since the field expanded in 1985. UB traveled to Tulsa, OK where the Bulls met a familiar face in the first round in former head coach Bobby Hurley and his Arizona State Sun Devils. For the second straight season, Buffalo won its opening round game, defeating ASU, 91-74.

Following the season, Oats left for the University of Alabama and athletic director Mark Alnutt announced fomer associate head coach Jim Whitesell as the 14th head coach in program history on April 5, 2019.

In his first season as UB head coach, Whitesell became just the second head coach to lead his team to 20 wins in his first seasons at the helm.

The 2018-19 squad set a new school and Mid-American Conference record with 32 wins. UB was nationally ranked for 19 weeks during the year.

Sitting (L-R): Bobby Frasco, Christian Pino, Shannon Evans, Lamonte Bearden, Jarryn Skeete. Standing (L-R): Rodell Wigginton, Xavier Ford, Raheem Johnson, Will Regan, Justin Moss, Ikenna Smart, Mory Diane

Bulls Fall Just Short In First NCAA Tournament Appearance

COLUMBUS, OH – The University at Buffalo, The State University of New York, men's basketball team overcame a 10-point halftime deficit, but a late 6-0 run put #5 West Virginia past the 12th seeded Bulls, 68-62 in NCAA Second Round action at Nationwide Arena in Columbus, OH. The loss ends UB's season with a 23-10 record, tied for the most victories in a single year.

Playing in their first tournament in school history, the Mountaineers scored the first seven points of the game before free throws from Lamonte Bearden put the Bulls on the board. West Virginia led by as many as 13 points in the opening half with 9:49 left and led 27-15 when the Bulls went on an 11-2 run, capped off with two Justin Moss free throws to pull within 29-26 with 4:25 left. However, a 7-0 run to end the half gave West Virginia the 36-26 halftime lead.

Following a passionate speech from head coach Bobby Hurley during the intermission, UB opened the second half, scoring seven straight points, ignited by a three pointer from sophomore Shannon Evans to get the run going.

West Virginia had an answer for every UB run though as it scored seven straight to regain the 10-point advantage. The Mountaineers continued to lead 59-50 with 6:21 left when four straight points, including a three from Xavier Ford, pulled UB within 59-54. Layups by Bearden and a three-point play from Ford got the Bulls within one. WVU regained a three-point lead, but Ford drained a three-point with 2:41 left to tie up the game at 62-62. Unfortunately, it would be UB's last points of the game.

The Mountaineers hit a pair of free throw to retake the lead and the dagger came with 28 seconds left as Tarik Phillip hit a three pointer to give West Virginia a five-point lead. A late free throw made the game its final six-point difference.

"Obviously this a tough pill to swallow as we came into today with every intention of winning a basketball game and tying to advance," said Hurley. "I am proud of my team and the fight and resiliency that they showed all afternoon and it came down to a couple of plays that didn't go our way."

In his final game in a UB uniform, Ford led the Bulls with 16 points. Evans added 15 points, while Moss finished his MAC Player of the Year season with 13 points and seven rebounds. Bearden finished with eight points, a team-high six assists and four rebounds.

Rodell Wigginton and Raheem Johnson each added four points off the bench as Johnson's came on a pair of thunderous dunks. He added five rebounds.

Also playing in his final game for the Bulls was senior Will Regan, who threw down a one-handed dunk for his only points of the game before fouling out.

Official Basketball Box Score -- Game Totals -- Final Statistics
Buffalo vs West Virginia
3/20/15 2:10 pm at Columbus, Ohio (Nationwide Arena)

Buffalo 62 • 23-10

			Total	3-Ptr		Rebounds									
##	Player		FG-FGA	FG-FGA	FT-FTA	Off	Def	Tot	PF	TP	A	TO	Blk	Stl	Min
23	MOSS, Justin	f	3-6	0-0	7-11	0	7	7	4	13	1	1	0	0	31
35	FORD, Xavier	f	5-9	3-6	3-3	1	1	2	3	16	0	2	1	2	29
01	BEARDEN, Lamonte	g	3-6	0-0	2-3	1	3	4	4	8	6	7	0	1	36
10	SKEETE, Jarryn	g	0-5	0-4	0-0	0	2	2	1	0	2	2	0	0	30
11	EVANS, Shannon	g	5-9	3-5	2-2	0	2	2	1	15	2	2	1	1	38
02	REGAN, Will		1-2	0-1	0-0	1	0	1	5	2	1	0	0	0	9
20	WIGGINTON, Rodell		1-2	0-0	2-4	1	3	4	3	4	0	3	0	0	16
31	JOHNSON, Raheem		2-5	0-0	0-2	4	1	5	3	4	0	0	1	0	11
	Team					0	3	3							
	Totals		20-44	6-16	16-25	8	22	30	24	62	12	17	3	4	200

FG % 1st Half:	9-23	39.1%	2nd half:	11-21	52.4%	Game:	20-44	45.5%
3FG % 1st Half:	2-7	28.6%	2nd half:	4-9	44.4%	Game:	6-16	37.5%
FT % 1st Half:	6-12	50.0%	2nd half:	10-13	76.9%	Game:	16-25	64.0%

Deadball Rebounds 3,1

West Virginia 68 • 24-9

			Total	3-Ptr		Rebounds									
##	Player		FG-FGA	FG-FGA	FT-FTA	Off	Def	Tot	PF	TP	A	TO	Blk	Stl	Min
01	Holton, Jonathan	f	0-3	0-1	0-0	0	1	1	5	0	0	0	1	0	9
05	Williams, Devin	f	5-6	0-0	7-9	3	6	9	3	17	1	5	0	1	28
03	Staten, Juwan	g	5-9	0-0	5-7	0	3	3	1	15	7	4	0	1	33
04	Miles Jr., Daxter	g	3-8	2-4	2-2	2	1	3	2	10	0	0	0	0	21
14	Browne, Gary	g	1-4	1-3	2-4	0	3	3	3	5	3	0	0	1	27
00	Paige, Jaysean		1-2	1-2	0-0	0	1	1	0	3	0	0	0	1	7
02	Carter, Jevon		1-7	0-3	3-4	0	1	1	0	5	0	0	0	2	18
11	Adrian, Nathan		1-2	0-1	0-0	2	0	2	4	2	0	1	0	0	19
12	Phillip, Tarik		4-5	1-2	0-1	1	2	3	1	9	0	0	0	1	15
20	Watkins, Brandon		0-1	0-0	0-0	1	0	1	2	0	0	0	0	0	7
21	Williams, BillyDee		0-0	0-0	0-0	0	1	1	0	0	0	0	0	0	3
45	Macon, Elijah		1-2	0-0	0-0	0	1	1	4	2	0	2	0	0	13
	Team					0	2	2							
	Totals		22-49	5-16	19-27	9	22	31	25	68	11	12	1	7	200

FG % 1st Half:	12-26	46.2%	2nd half:	10-23	43.5%	Game:	22-49	44.9%
3FG % 1st Half:	3-9	33.3%	2nd half:	2-7	28.6%	Game:	5-16	31.3%
FT % 1st Half:	9-12	75.0%	2nd half:	10-15	66.7%	Game:	19-27	70.4%

Deadball Rebounds 3

Officials:
Technical fouls: Buffalo-None. West Virginia-None.
Attendance:
NCAA Tournament 2nd Round

Score by periods	1st	2nd	Total
Buffalo	26	36	**62**
West Virginia	36	32	**68**

Points	In Paint	Off T/O	2nd Chance	Fast Break	Bench
UB	22	8	7	11	10
WVU	28	15	11	0	21

Last FG - UB 2nd-02:41, WVU 2nd-00:28.
Largest lead - UB None, WVU by 13 1st-11:34.
UB led for 00:00. WVU led for 39:17. Game was tied for 00:43.

Score tied - 1 time.
Lead changed - 0 times.

Sitting (L-R): Willie Conner, CJ Massinbuurg, Jarryn Skeete, Lamonte Bearden, Tyler Moffe, Christian Pino, Zac DiSalvo. Standing (L-R): Rodell Wigginton, Blake Hamilton, Nikola Rakicevic, Raheem Johnson, Ikenna Smart, Nick Perkins, David Kadiri, Mory Diane

Bulls Fall to Miami in First Round of NCAA Tournament

PROVIDENCE, RI – The University at Buffalo men's basketball team gave third-seeded Miami all it could handle, but ultimate lost, 79-72, in the first round of the NCAA Tournament at the Dunkin' Donuts Center in Providence, RI on Thursday night. The back-to-back Mid-American Conference champions finished the season 20-15.

"I couldn't be more proud of the kids I coached this year," head coach Nate Oats said. "It's pretty well-documented what we've been through as a program with everything, and they just played their tails off for us all year."

The Bulls had four players score in double-figures, paced by Nick Perkins who scored a career-high 20 points. The freshman forward was 4-of-6 from beyond the arc and added six rebounds. Lamonte Bearden also had a strong game with 19 points and three assists.

Miami's size and athleticism befuddled the Bulls for most of the game. The Hurricanes' allowed only six UB points in the paint in the first half. However, Buffalo was hot early from deep and with the help of five three-pointers, built a nine-point lead with 12:47 left in the first half. Miami stormed back to take a 12-point lead with 6:11 left in the half, before a resilient Bulls squad clawed back to cut the Miami lead to 35-33 at the break.

Miami opened the second half on a 14-5 scoring run to extend its lead 49-38 with 13:34 left. The Hurricanes built their lead to 68-56 with 5:25, before the Bulls made their run. Willie Conner, who was the Most Valuable Player of the MAC Tournament, drained his only three of the game to spark the run. A three-pointer by Blake Hamilton made it a two-possession game, 70-64, with 4:04 left.

The Bulls inched even closer on a jumper in the lane by Bearden that cut the lead to 72-68 with 1:56 on the clock. The sophomore guard had a chance to pull the Bulls to within one on their next possession, but his three-point attempt was just off the mark. Miami sealed the win at the free throw line.

Like Perkins, fellow freshman CJ Massinburg had a strong game, finishing with 11 points. Hamilton scored 11 of his 12 points in the second half to round out Bulls in double-figures. Hamilton added a team-high nine rebounds.

Miami dominated the glass, outrebounding the Bulls 44-31. The Hurricanes scored 12 second-chance points. Defensively, the Bulls forced 14 Miami turnovers.

"We missed two open threes that would have cut that thing to one possession there late in the game," Oats said. "We were just a couple stops or shots away from -- we had a lead for a lot of the first half, too. So I think a lot of our kids proved they belong on a big stage like this. I'm so happy for them because they gave everything they had to the program through the whole year."

Official Basketball Box Score -- Game Totals -- Final Statistics
Buffalo vs Miami (FL)
3/17/16 6:50 pm at Providence, R.I. (Dunkin' Donuts Center)

Buffalo 72 • 20-15

##	Player		Total FG-FGA	3-Ptr FG-FGA	FT-FTA	Rebounds Off	Def	Tot	PF	TP	A	TO	Blk	Stl	Min
00	HAMILTON, Blake	f	4-11	3-7	1-3	0	9	9	2	12	1	2	0	1	31
34	SMART, Ikenna	f	0-0	0-0	0-0	0	0	0	3	0	0	1	0	0	6
01	BEARDEN, Lamonte	g	7-16	1-4	4-6	0	3	3	3	19	3	4	0	1	36
02	CONNER, Willie	g	1-5	1-4	0-0	1	1	2	3	3	0	0	0	0	32
10	SKEETE, Jarryn	g	1-5	1-2	0-0	0	0	0	4	3	2	2	0	0	21
03	MASSINBURG, CJ		3-7	0-3	5-5	1	3	4	5	11	2	0	0	1	29
04	KADIRI, David		0-1	0-0	2-2	0	0	0	1	2	0	0	0	0	10
20	WIGGINTON, Rodell		1-2	0-0	0-0	0	1	1	0	2	0	1	1	0	11
21	RAKICEVIC, Nikola		0-0	0-0	0-0	0	0	0	0	0	0	0	0	0	1
33	PERKINS, Nick		6-12	4-6	4-6	3	3	6	5	20	0	0	0	1	23
	Team					3	3	6							
	Totals		23-59	10-26	16-22	8	23	31	26	72	8	10	1	4	200

FG % 1st Half: 9-30 30.0% 2nd half: 14-29 48.3% Game: 23-59 39.0%
3FG % 1st Half: 5-12 41.7% 2nd half: 5-14 35.7% Game: 10-26 38.5%
FT % 1st Half: 10-12 83.3% 2nd half: 6-10 60.0% Game: 16-22 72.7%

Deadball Rebounds 1

Miami (FL) 79 • 26-7

##	Player		Total FG-FGA	3-Ptr FG-FGA	FT-FTA	Rebounds Off	Def	Tot	PF	TP	A	TO	Blk	Stl	Min
21	Kamari Murphy	f	4-7	0-0	3-5	3	10	13	3	11	1	0	4	0	33
23	Tonye Jekiri	c	2-3	0-0	0-0	1	2	3	3	4	0	3	0	0	16
05	Davon Reed	g	4-10	2-5	0-0	0	12	12	4	10	0	1	0	0	39
10	Sheldon McClellan	g	5-10	0-2	10-13	2	3	5	0	20	2	2	0	1	38
13	Angel Rodriguez	g	6-15	3-7	9-11	1	6	7	3	24	4	3	1	3	35
00	Ja'Quan Newton		3-8	0-1	4-5	2	0	2	3	10	2	3	0	1	26
03	Anthony Lawrence		0-1	0-0	0-0	0	0	0	1	0	0	1	1	0	9
12	James Palmer		0-0	0-0	0-0	1	0	1	0	0	0	0	0	0	4
33	Ivan CruzUceda		0-0	0-0	0-0	0	0	0	1	0	0	0	0	0	0+
	Team					1	0	1				1			
	Totals		24-54	5-15	26-34	11	33	44	18	79	9	14	6	5	200

FG % 1st Half: 14-32 43.8% 2nd half: 10-22 45.5% Game: 24-54 44.4%
3FG % 1st Half: 1-7 14.3% 2nd half: 4-8 50.0% Game: 5-15 33.3%
FT % 1st Half: 6-8 75.0% 2nd half: 20-26 76.9% Game: 26-34 76.5%

Deadball Rebounds 4

Officials: Ed Corbett, Antinio Petty, Tim Gattis, Lamont Simpson
Technical fouls: Buffalo-None. Miami (FL)-None.
Attendance:
NCAA First Round

Score by periods	1st	2nd	Total
Buffalo	33	39	**72**
Miami (FL)	35	44	**79**

Points	In Paint	Off T/O	2nd Chance	Fast Break	Bench
UB	24	17	5	7	35
MIAFL	36	10	12	12	10

Last FG - UB 2nd-00:26, MIAFL 2nd-05:25.
Largest lead - UB by 9 1st-12:47, MIAFL by 12 2nd-06:11.
UB led for 13:33. MIAFL led for 25:06. Game was tied for 01:21.

Score tied - 1 time.
Lead changed - 2 times.

NCAA 2017-18: BULLS EARN FIRST NCAA TOURNAMENT WIN

Brock Bertram and Domonic Johnson celebrate in the final moments of UB's 89-68 win over PAC-12 Champion Arizona, marking the first Tournament win in school history.

Bulls Manhandle Arizona for First-Ever NCAA Tournament Win

BOISE, ID – The University at Buffalo men's basketball team earned its first-ever NCAA Tournament win in emphatic fashion by beating fourth-seeded Arizona, 89-68, in the first round of the NCAA Tournament at Taco Bell Arena on Thursday night. The Bulls outscored the Wildcats, 40-20, over the final 16 minutes of the game to earn the victory.

The Bulls were in control the entire game and led for most of it. Going up against a bigger Arizona squad featuring two starting seven footers, including All-American candidate Deandre Ayton, the Bulls countered with their quickness and guard play.

Wes Clark and Jeremy Harris played fearlessly taking it right at the Arizona big men. Clark finished with 25 points and seven assists. Harris had 23 points and seven rebounds. C.J. Massinburg scored 19 points, including 5-of-8 from beyond the arc. Massinburg led the Bulls' three-point barrage. Buffalo shot 15-of-30 from deep compared to just 2-of-18 for the Wildcats.

Entering the game, Arizona was the top rebounding team in the PAC 12. But it was the Bulls' relentlessness on the glass that was a major factor in the win. Buffalo outrebounded the Wildcats, 32-31, marking the first time in 13 straight games Arizona was outrebounded.

Davonta Jordan and Dontay Curuthers were two of UB's unsung heroes at the defensive end. While the two players combined to only score two points, their lockdown defense helped force eight second-half Arizona turnovers.

Nick Perkins came alive in the second half to score all of his 13 points. He and fellow big man Ikenna Smart, who finished with four points and four rebounds, held their own against the Arizona big men. The duo helped hold Ayton to 14 points on only 6-of-13 shooting from the field.

"I can't say enough about our guys, just fought and battled," head coach Nate Oats said. "I felt like we had a shot; I didn't think we were going to win it like that. I really felt like we were going to win this game. I like our guard play, I said it from day one."

Official Basketball Box Score -- Game Totals -- Final Statistics
Buffalo vs Arizona
03/15/18 7:40 pm at Boise, Idaho (Taco Bell Arena)

Buffalo 89 • 27-8

##	Player		Total FG-FGA	3-Ptr FG-FGA	FT-FTA	Rebounds Off	Def	Tot	PF	TP	A	TO	Blk	Stl	Min
34	SMART, Ikenna	f	2-3	0-0	0-0	0	4	4	2	4	0	0	0	0	13
02	HARRIS, Jeremy	g	10-20	3-9	0-0	1	6	7	2	23	1	2	0	1	33
04	JORDAN, Davonta	g	1-1	0-0	0-0	0	2	2	1	2	2	2	0	1	29
05	MASSINBURG, CJ	g	6-11	5-8	2-2	2	4	6	2	19	1	1	0	0	36
10	CLARK, Wes	g	10-14	3-5	2-2	2	2	4	0	25	7	3	2	1	34
00	REESE, James		0-0	0-0	0-0	0	0	0	1	0	0	0	0	0	1
01	MCRAE, Montell		1-1	1-1	0-0	0	0	0	0	3	0	0	0	0	8
03	GRAVES, Jayvon		0-1	0-0	0-0	1	0	1	2	0	0	0	0	0	7
20	MOULTRIE, Colby		0-1	0-1	0-0	0	0	0	0	0	0	0	0	0	1
21	JOHNSON, Dominic		0-0	0-0	0-0	0	0	0	0	0	0	0	0	0	1
22	CARUTHERS, Dontay		0-1	0-0	0-0	0	2	2	4	0	1	0	0	1	11
24	AGORIOGE, Gabe		0-0	0-0	0-0	0	0	0	0	0	0	0	0	0	1
33	PERKINS, Nick		4-9	3-6	2-3	2	2	4	1	13	1	2	0	0	24
41	BERTRAM, Brock		0-0	0-0	0-0	0	0	0	0	0	0	0	0	0	1
	Team					0	2	2							
	Totals		34-62	15-30	6-7	8	24	32	15	89	13	10	2	4	200

FG % 1st Half: 17-32 53.1% 2nd half: 17-30 56.7% Game: 34-62 54.8%
3FG % 1st Half: 6-16 37.5% 2nd half: 9-14 64.3% Game: 15-30 50.0%
FT % 1st Half: 0-0 0.0% 2nd half: 6-7 85.7% Game: 6-7 85.7%

Deadball Rebounds 1,2

Arizona 68 • 27-8

##	Player		Total FG-FGA	3-Ptr FG-FGA	FT-FTA	Rebounds Off	Def	Tot	PF	TP	A	TO	Blk	Stl	Min
13	Ayton, Deandre	f	6-13	0-2	2-5	5	8	13	0	14	1	1	1	1	38
14	Ristic, Dusan	c	7-8	0-1	2-2	2	2	4	4	16	1	2	1	0	26
00	Jackson-Cartwright,P	g	3-9	1-4	0-0	0	3	3	2	7	0	2	0	1	34
01	Alkins, Rawle	g	4-9	0-2	0-0	2	3	5	2	8	5	2	1	1	35
35	Trier, Allonzo	g	4-15	0-5	2-2	0	1	1	2	10	2	2	0	0	31
03	Smith, Dylan		0-1	0-1	0-0	0	0	0	0	0	1	0	0	0	4
05	Randolph, Brandon		1-2	1-1	0-0	0	1	1	0	3	1	0	0	0	9
11	Lee, Ira		1-1	0-0	2-2	0	1	1	0	4	0	0	0	0	1
24	Akot, Emmanuel		0-3	0-2	0-0	0	0	0	0	0	1	0	0	0	9
25	Pinder, Keanu		3-3	0-0	0-0	2	0	2	1	6	1	0	0	1	13
	Team					1	0	1							
	Totals		29-64	2-18	8-11	12	19	31	11	68	13	9	3	4	200

FG % 1st Half: 16-34 47.1% 2nd half: 13-30 43.3% Game: 29-64 45.3%
3FG % 1st Half: 1-8 12.5% 2nd half: 1-10 10.0% Game: 2-18 11.1%
FT % 1st Half: 5-6 83.3% 2nd half: 3-5 60.0% Game: 8-11 72.7%

Deadball Rebounds 0,1

Officials: Greg Nixon, Gerru Pollard, Vlad Voyard-Tadal
Technical fouls: Buffalo-None. Arizona-None.
Attendance: 11673

Score by periods	1st	2nd	Total
Buffalo	40	49	**89**
Arizona	38	30	**68**

Points	In Paint	Off T/O	2nd Chance	Fast Break	Bench
UB	30	18	11	7	16
ARIZ	42	10	16	8	13

Last FG - UB 2nd-01:11, ARIZ 2nd-00:20.
Largest lead - UB by 25 2nd-01:11, ARIZ by 3 1st-04:15.
UB led for 34:43. ARIZ led for 03:17. Game was tied for 02:00.

Score tied - 4 times.
Lead changed - 16 times.

The Bulls faced SEC Champion Kentucky in the second round of the NCAA Tournament. The Bulls were within five points with eight minutes left before falling 95-75 to the Wildcats.

Bulls Fall to Kentucky in Second Round of NCAA Tournament

BOISE, ID – The magical season of the University at Buffalo men's basketball team came to an end on Saturday as the Bulls lost to 5th-seeded Kentucky, 95-75, in the second round of the NCAA Tournament. Two days after rolling up 89 points in an upset of 4th-seed Arizona, the Bulls struggled at the offensive end against the length and athleticism of Kentucky.

Kentucky led for nearly the entire game thanks to shooting 56 percent from the field. The Wildcats, who were 0-for-6 from beyond the three-point line in their opening win against Davidson, shot 7-of-15 from three against the Bulls. Conversely, Buffalo knocked down only 7-of-31 three-point attempts.

In his final game in a Buffalo uniform, Wes Clark single-handedly tried to keep the Bulls in the game. The senior guard scored 26 points, including four three-pointers, to lead the Bulls. C.J. Massinburg added 18 points and Jeremy Harris chipped in with 10.

The Wildcats built their nine-point halftime lead into a 56-43 advantage. However a 9-0 Buffalo run, capped by two Clark free throws, cut the Kentucky lead to 56-52 with 15:32 left. The Kentucky lead would remain in single digits for the next seven-plus minutes.

A steal by Dontay Caruthers led to a fastbreak and-one for the junior guard. His free throw cut the Kentucky lead to 72-67 with 8:10 left. On the Bulls' ensuing possession, Harris' pull-up three-pointer, to cut the lead to two, came up short and the Wildcats scored and and-one at the other end to extend their lead to eight. The play ignited a 12-2 scoring run, enabling Kentucky to pull away.

Caruthers finished with seven points and three stelas. Nick Perkins added eight points for the Bulls.

Buffalo finished its season with a school-record 27 wins and advanced to the second round of the NCAA Tournament for the first time in school history. The Bulls will return 11 players next season looking to win their fourth MAC Championship in five years.

Official Basketball Box Score -- Game Totals -- Final Statistics
Buffalo vs Kentucky
03/17/18 3:15 pm at Boise, Idaho (Taco Bell Arena)

Buffalo 75 • 27-9

			Total	3-Ptr		Rebounds									
##	Player		FG-FGA	FG-FGA	FT-FTA	Off	Def	Tot	PF	TP	A	TO	Blk	Stl	Min
34	SMART, Ikenna	f	2-2	0-0	0-0	1	1	2	4	4	0	1	0	0	6
02	HARRIS, Jeremy	g	4-12	0-5	2-4	1	2	3	0	10	0	2	0	0	38
04	JORDAN, Davonta	g	0-2	0-1	0-0	0	1	1	3	0	0	1	0	0	12
05	MASSINBURG, CJ	g	4-11	3-6	7-9	4	4	8	2	18	1	1	0	1	35
10	CLARK, Wes	g	9-19	4-10	4-4	1	2	3	3	26	6	2	1	0	35
00	REESE, James		0-0	0-0	0-0	0	0	0	0	0	0	0	0	0	1
01	MCRAE, Montell		0-1	0-1	0-0	0	0	0	2	0	0	1	0	0	8
03	GRAVES, Jayvon		1-4	0-3	0-0	1	2	3	1	2	1	0	0	0	12
20	MOULTRIE, Colby		0-0	0-0	0-0	1	0	1	0	0	0	0	0	0	0+
21	JOHNSON, Dominic		0-0	0-0	0-0	0	0	0	0	0	0	0	0	0	0+
22	CARUTHERS, Dontay		3-6	0-1	1-1	1	2	3	3	7	0	0	0	3	23
24	AGORIOGE, Gabe		0-0	0-0	0-0	0	0	0	0	0	0	0	0	0	0+
33	PERKINS, Nick		3-10	0-4	2-4	1	2	3	3	8	0	2	0	0	30
41	BERTRAM, Brock		0-0	0-0	0-0	0	0	0	0	0	0	0	0	0	0+
	Team					3	0	3							
	Totals		26-67	7-31	16-22	14	16	30	21	75	8	10	1	4	200

FG % 1st Half:	13-37	35.1%	2nd half:	13-30	43.3%	Game:	26-67	38.8%	Deadball Rebounds
3FG % 1st Half:	5-17	29.4%	2nd half:	2-14	14.3%	Game:	7-31	22.6%	2,2
FT % 1st Half:	11-15	73.3%	2nd half:	5-7	71.4%	Game:	16-22	72.7%	

Kentucky 95 • 26-10

			Total	3-Ptr		Rebounds									
##	Player		FG-FGA	FG-FGA	FT-FTA	Off	Def	Tot	PF	TP	A	TO	Blk	Stl	Min
04	Richards, Nick	f	1-2	0-0	0-0	1	1	2	2	2	0	0	0	0	8
05	Knox, Kevin	f	4-10	0-3	0-0	0	3	3	4	8	4	4	0	0	28
25	Washington, PJ	f	4-7	0-0	4-5	3	4	7	3	12	2	2	0	2	26
03	Diallo, Hamidou	g	9-12	1-1	3-6	2	6	8	2	22	1	2	2	1	35
22	Gilgeous-Alexander	g	10-12	2-2	5-7	1	5	6	2	27	6	3	0	2	39
00	Green, Quade		2-9	1-4	1-2	0	0	0	1	6	3	1	0	0	20
01	Killeya-Jones, Sacha		1-1	0-0	0-0	0	1	1	4	2	0	1	0	0	11
10	David, Jonny		0-0	0-0	0-0	0	0	0	0	0	0	0	0	0	0+
12	Calipari, Brad		0-0	0-0	0-0	0	0	0	0	0	0	0	0	0	0+
30	Pulliam, Dillon		0-0	0-0	0-0	0	0	0	0	0	0	0	0	0	0+
32	Gabriel, Wenyen		5-11	3-5	3-3	5	7	12	2	16	0	0	2	1	33
	Team					1	2	3							
	Totals		36-64	7-15	16-23	13	29	42	20	95	16	13	4	6	200

FG % 1st Half:	19-34	55.9%	2nd half:	17-30	56.7%	Game:	36-64	56.3%	Deadball Rebounds
3FG % 1st Half:	3-7	42.9%	2nd half:	4-8	50.0%	Game:	7-15	46.7%	4,2
FT % 1st Half:	10-13	76.9%	2nd half:	6-10	60.0%	Game:	16-23	69.6%	

Officials: Michael Stevens, Ray Mutili, Joe Lindsay
Technical fouls: Buffalo-None. Kentucky-None.
Attendance:

Score by periods	1st	2nd	Total
Buffalo	42	33	**75**
Kentucky	51	44	**95**

NCAA 2018-19: BUFFALO DOWNS PAC-12 FOR SECOND STRAIGHT YEAR

For the second straight season, Buffalo took down a PAC-12 opponent in the opening round of the NCAA Tournament with a 91-74 win over Arizona State and former UB head coach Bobby Hurley.

Bulls Cruise to First-Round Win over Arizona State, 91-74

TULSA, OK - For the second straight season, the University at Buffalo men's basketball team rather easily defeated an opponent from the Pac-12 Conference in the first round of the NCAA Tournament. The sixth-seeded Bulls defeated 11th-seeded Arizona State, 91-74, at the BOK Center in Tulsa, OK on Friday afternoon to advance to the Round of 32.

Trailing 14-10, the Bulls used their patented defense to mount a 21-5 scoring run, thanks to a number of buckets in transition, and took a 31-19 lead, setting the tone for the rest of the game. UB's lead stayed in double-figures for the remainder of the game and it took a 44-31 into the locker room at the break.

Nick Perkins was an early spark for Bulls. The senior forward led all scorers with 12 first-half points on 5-of-9 shooting. Jeremy Harris and CJ Massinburg each added nine first-half points to pace UB.

Arizona State cut the Buffalo lead to 46-37 early in the second half, but the Bulls responded with an 11-2 scoring run, capped by a Harris layup to take their largest lead of the game, 57-39, with 14:47 left. The Bulls were able to build their lead to as many as 25 points midway through the second half and the Sun Devils never threatened again.

Perkins finished with 21 points and added 10 rebounds for his fifth double-double of the season. Harris tallied identical numbers with 21 points and 10 rebounds as well. Massinburg had 18 points and Jayvon Graves added 13 points to round out the Bulls in double-figures.

Though not nearly as big as Arizona State, the Bulls commanded the glass, outrebounding the Sun Devils, 42-26. Buffalo had 13 offensive rebounds and scored 16 second chance points. Defensively, UB held Arizona State without a three-pointer in the first half and just 3-of-22 from beyond the arc in the game.

The win improved the Bulls to 32-3 on the year and extended their win streak to 13 games.

Official Basketball Box Score -- Game Totals -- Final Statistics
Arizona State vs Buffalo
03/22/19 3:00 pm at Tulsa, Okla. (BOK Center)

Arizona State 74 • 23-11

##	Player		Total FG-FGA	3-Ptr FG-FGA	FT-FTA	Rebounds Off	Def	Tot	PF	TP	A	TO	Blk	Stl	Min
23	White,Romello	f	5-5	0-0	2-3	1	2	3	2	12	0	1	1	1	26
45	Cheatham,Zylan	f	8-12	0-0	6-6	1	7	8	5	22	3	2	1	2	34
00	Dort,Luguentz	g	4-12	1-7	3-3	1	2	3	4	12	2	1	0	0	30
01	Martin,Remy	g	2-8	0-2	2-2	1	1	2	2	6	3	4	0	1	24
02	Edwards,Rob	g	1-9	0-6	4-4	0	3	3	1	6	2	1	0	3	36
10	Shibel,Vitaliy		0-0	0-0	0-0	0	0	0	0	0	0	0	0	0	1
11	Valtonen,Elias		0-0	0-0	0-0	0	0	0	0	0	0	0	1	0	2
14	Lawrence,Kimani		3-6	1-3	2-2	0	2	2	5	9	1	2	0	0	21
24	Salzman,Jordan		0-0	0-0	0-0	0	0	0	0	0	0	0	0	0	1
25	Fogerty,Grant		0-0	0-0	0-0	0	0	0	0	0	0	0	0	0	1
32	Lake,De'Quon		1-2	0-0	0-0	1	0	1	1	2	0	0	0	1	9
35	Cherry,Taeshon		2-6	1-4	0-0	0	2	2	2	5	1	0	1	1	15
	Team					1	1	2							
	Totals		26-60	3-22	19-20	6	20	26	22	74	12	11	4	9	200

FG %	1st Half:	12-29	41.4%	2nd half:	14-31	45.2%	Game: 26-60	43.3%
3FG %	1st Half:	0-9	0.0%	2nd half:	3-13	23.1%	Game: 3-22	13.6%
FT %	1st Half:	7-7	100.0	2nd half:	12-13	92.3%	Game: 19-20	95.0%

Deadball Rebounds
0

Buffalo 91 • 32-3

##	Player		Total FG-FGA	3-Ptr FG-FGA	FT-FTA	Rebounds Off	Def	Tot	PF	TP	A	TO	Blk	Stl	Min
01	Montell McRae	f	0-0	0-0	2-4	1	3	4	3	2	0	0	0	1	17
02	Jeremy Harris	g	8-16	3-7	2-2	4	6	10	2	21	4	4	0	2	32
03	Jayvon Graves	g	5-11	2-6	1-3	1	3	4	3	13	2	0	0	1	34
04	Davonta Jordan	g	2-2	0-0	0-0	1	0	1	2	4	7	4	1	1	31
05	CJ Massinburg	g	6-11	4-8	2-4	1	5	6	3	18	2	0	0	1	31
10	Ronaldo Segu		0-1	0-0	0-0	0	0	0	0	0	0	0	0	0	1
11	Jeenathan Williams		1-1	0-0	1-1	1	0	1	0	3	0	0	0	0	7
22	Dontay Caruthers		2-4	0-1	5-5	0	3	3	3	9	0	2	0	1	19
24	Tra'Von Fagan		0-1	0-0	0-0	1	0	1	0	0	0	0	0	0	1
33	Nick Perkins		7-13	1-5	6-7	1	9	10	4	21	0	3	0	0	26
41	Brock Bertram		0-0	0-0	0-0	0	0	0	0	0	0	0	0	0	1
	Team					2	0	2				2			
	Totals		31-60	10-27	19-26	13	29	42	20	91	15	15	1	7	200

FG %	1st Half:	17-37	45.9%	2nd half:	14-23	60.9%	Game: 31-60	51.7%
3FG %	1st Half:	5-17	29.4%	2nd half:	5-10	50.0%	Game: 10-27	37.0%
FT %	1st Half:	5-6	83.3%	2nd half:	14-20	70.0%	Game: 19-26	73.1%

Deadball Rebounds
3

Officials: Ray Styons Jr.,Deldre Carr,Gerry Pollard
Technical fouls: Arizona State-None. Buffalo-None.
Attendance: 12352
NCAA Division I Men's Basketball First Round - Tulsa

Score by periods	1st	2nd	Total
Arizona State	31	43	**74**
Buffalo	44	47	**91**

Points	In Paint	Off T/O	2nd Chance	Fast Break	Bench
ASU	42	18	5	9	16
BUF	36	15	16	12	33

Last FG - ASU 2nd-01:57, BUF 2nd-02:33.
Largest lead - ASU by 4 1st-18:51, BUF by 25 2nd-09:20.
ASU led for 06:26. BUF led for 31:25. Game was tied for 01:41.

Score tied - 2 times.
Lead changed - 3 times.

Senior Nick Perkins had 17 points and 10 rebounds against Texas Tech, one of just three players to record double-doubles in both games during the opening weekend of the NCAA Tournament.

Bulls Historic Season Ends with Second-Round Loss to Texas Tech

TULSA, OK - The historic season for the University at Buffalo men's basketball team came to end on Sunday with a 78-58 loss to third-seeded Texas Tech in the second round of the NCAA Tournament at Tulsa's BOK Center. The Bulls ended the 2018-19 campaign with a 32-4 record, the best in school history.

Ranked third in nation in scoring defense, Texas Tech proved it is one of the best defensive teams in the nation as it held the Bulls to a season-low 58 points on just 36 percent shooting from the field. The size and athleticism of the Red Raiders proved too much, especially inside as they outrebounded UB, 45-35, and scored 30 points in paint.

The Red Raiders jumped out to a 19-6 lead, much to the delight of the large Texas Tech contingent on hand. The Bulls settled down, starting forcing turnovers, and battled back. Davonta Jordan rattled home a three-pointer from the corner to give the Bulls their first lead of the game, 25-24, with 3:24 left in the half. However, the lead would be short-lived as the Red Raiders closed the half on a 9-0 scoring run to take a 33-25 lead at the break.

The Bulls struggled to get anything going offensively in the second half. Texas Tech opened the second stanza on an 18-3 scoring to build their lead to 28 points and never looked back.

Nick Perkins led the Bulls with a team-high 17 points and 10 rebounds for his second straight double-double in the tournament. Jordan added 13 points, including three three-pointers.

CJ Massinburg, playing in the final game of his career, finished with 14 points. Massinburg finished his career with 1,990 points – second most in school history.

Buffalo's 32 wins were not only the most in school history, but the most ever by a Mid-American Conference program.

Official Basketball Box Score -- Game Totals -- Final Statistics
Buffalo vs Texas Tech
03/24/19 5:10 pm at Tulsa, Okla. (BOK Center)

Buffalo 58 • 32-4

##	Player		Total FG-FGA	3-Ptr FG-FGA	FT-FTA	Rebounds Off	Def	Tot	PF	TP	A	TO	Blk	Stl	Min
01	Montell McRae	f	1-2	1-2	0-0	2	0	2	2	3	0	0	0	0	12
02	Jeremy Harris	g	3-13	1-8	2-2	1	4	5	1	9	5	2	0	1	36
03	Jayvon Graves	g	0-3	0-1	1-2	2	1	3	3	1	1	1	0	0	18
04	Davonta Jordan	g	4-7	3-5	2-4	1	1	2	4	13	2	6	0	2	35
05	CJ Massinburg	g	4-12	3-8	3-5	2	2	4	2	14	2	2	1	1	36
10	Ronaldo Segu		0-0	0-0	0-0	0	0	0	0	0	0	1	0	0	1
11	Jeenathan Williams		0-0	0-0	0-0	0	1	1	1	0	0	0	0	0	9
22	Dontay Caruthers		0-4	0-1	1-2	2	3	5	5	1	1	1	0	2	18
24	Tra'Von Fagan		0-0	0-0	0-0	0	0	0	0	0	0	0	0	0	1
33	Nick Perkins		7-11	1-2	2-7	3	7	10	4	17	0	3	0	1	33
41	Brock Bertram		0-0	0-0	0-0	0	0	0	0	0	0	0	0	0	1
	Team					0	0	0							
	Totals		19-52	9-27	11-22	13	19	32	22	58	11	16	1	7	200

FG % 1st Half:	9-25	36.0%	2nd half:	10-27	37.0%	Game:	19-52	36.5%
3FG % 1st Half:	3-10	30.0%	2nd half:	6-17	35.3%	Game:	9-27	33.3%
FT % 1st Half:	4-9	44.4%	2nd half:	7-13	53.8%	Game:	11-22	50.0%

Deadball Rebounds
1

Texas Tech 78 • 28-6

##	Player		Total FG-FGA	3-Ptr FG-FGA	FT-FTA	Rebounds Off	Def	Tot	PF	TP	A	TO	Blk	Stl	Min
11	Owens,Tariq	f	4-4	0-0	2-3	2	5	7	2	10	1	0	0	0	32
32	Odiase,Norense	f	4-4	0-0	6-7	7	8	15	2	14	1	1	0	0	25
13	Mooney,Matt	g	4-15	1-4	2-2	1	3	4	2	11	1	5	0	2	32
23	Culver,Jarrett	g	6-17	1-4	3-5	3	7	10	2	16	5	5	3	2	32
25	Moretti,Davide	g	3-7	0-3	5-6	0	4	4	3	11	2	1	0	0	34
00	Edwards,Kyler		2-2	2-2	0-0	0	0	0	0	6	1	0	0	0	8
01	Francis,Brandone		2-5	0-2	1-2	0	2	2	3	5	0	1	0	2	19
03	Corprew,Deshawn		2-2	1-1	0-0	2	1	3	4	5	0	0	0	1	13
10	Ondigo,Malik		0-0	0-0	0-0	0	0	0	0	0	0	0	0	0	1
20	Hicks,Parker		0-0	0-0	0-0	0	0	0	0	0	0	1	0	0	1
24	Benson,Avery		0-0	0-0	0-0	0	0	0	0	0	0	0	0	1	1
30	Sorrells,Andrew		0-0	0-0	0-0	0	0	0	0	0	0	0	0	0	1
35	Mballa,Josh		0-0	0-0	0-0	0	0	0	0	0	0	0	0	0	1
	Team					0	0	0							
	Totals		27-56	5-16	19-25	15	30	45	18	78	11	14	3	8	200

FG % 1st Half:	12-29	41.4%	2nd half:	15-27	55.6%	Game:	27-56	48.2%
3FG % 1st Half:	2-9	22.2%	2nd half:	3-7	42.9%	Game:	5-16	31.3%
FT % 1st Half:	7-9	77.8%	2nd half:	12-16	75.0%	Game:	19-25	76.0%

Deadball Rebounds
1

Officials: Ted Valentine,Ray Natili,Roger Ayers
Technical fouls: Buffalo-None. Texas Tech-None.
Attendance:
NCAA Division I Men's Basketball Second Round - Tulsa

Score by periods	1st	2nd	Total
Buffalo	25	33	**58**
Texas Tech	33	45	**78**

Points	In Paint	Off T/O	2nd Chance	Fast Break	Bench
BUF	18	9	5	4	18
TTU	30	18	15	2	16

Last FG - BUF 2nd-01:16, TTU 2nd-01:26.
Largest lead - BUF by 1 1st-03:24, TTU by 29 2nd-09:15.
BUF led for 00:24. TTU led for 38:32. Game was tied for 01:04.

Score tied - 0 times.
Lead changed - 2 times.

YEAR-BY-YEAR RECORDS

1915-16 (7-4)

at Carnegie Tech	L	22	38
at Duquesne	L	19	33
Niagara	L	29	50
at St. Lawrence	L	17	21
at Clarkson	W	26	18
Carnegie Tech	W	36	19
Hobart	W	57	17
at St. Bonaventure	W	53	18
at Hobart	W	24	16
Canisius	W	27	25
Canisius	W	40	23

1916 -17 (6-8)

Yale	L	11	35
Allegheny	W	27	23
Hobart	W	42	28
Colgate	L	14	31
at Michigan	L	17	36
at Detroit	L	17	33
Oberlin	W	28	25
C.C.N.Y.	L	11	28
at Hobart	W	22	12
Pittsburgh	W	34	29
at Carnegie Tech	L	23	34
at Pittsburgh	L	36	39
at Wash. & Jeff.	L	19	33
Detroit	W	42	15

1917-18 (6-2)

Yale	W	21	13
Syracuse	L	17	30
Fort Niagara	W	43	5
Colgate	W	31	16
Rochester	W	27	18
Allegheny	L	27	32
at Rochester	W	34	32
West Virginia	W	41	23

1918-19 (8-5)

Oberlin	W	26	8
St. Lawrence	L	17	18
at Cornell	L	28	35
at Syracuse	L	19	21
at St. Lawrence	W	27	24
Hobart	W	32	6
Rochester	W	28	14
Cornell	L	11	30
Westminister	W	37	18
Rochester	W	32	19
Great Lakes	L	30	39
Colgate	W	28	23
Syracuse	W	25	21

1919-20 (9-1)

Toronto	W	49	18
Detroit U.	W	28	22
Cornell	L	16	18
Westminister	W	36	23
at Colgate	W	26	24
Colgate	W	23	15
Hobart	W	68	10
Ellwoods	W	43	30
Geneva	W	53	12
Niagara	W	31	19

1920 -21 (12-6)

at Syracuse	L	16	24
Yale	L	26	29
Cornell	W	23	22
at Alfred	W	29	7
Westminister	W	38	6
Thiel	W	49	19
at Cornell	L	14	26
Syracuse	W	18	10
Union	W	33	20
Carnegie Tech	W	35	18
at Allegheny	L	22	23
at Carnegie Tech	W	29	24
at Geneva	L	23	25
at Penn State	L	16	43
Centre	W	40	28
Allegheny	W	26	14
Canisius	W	31	21
Canisius	W	22	12

1921-22 (5-7)

at Rochester Opt.	W	33	21
Toronto	L	28	30
Cornell	L	13	36
Alumni	L	20	24
Ithaca	W	39	12
at Hobart	L	30	37
Clarkson	W	25	18
Thiel	W	31	20
Rochester	W	21	11
Oberlin	L	26	27
Bethany	L	14	21
Creighton	L	27	36

1922-23 (7-5)

Mechanics	W	15	11
Yale	L	13	23
at Hobart	W	32	26
Niagara	W	19	16
at R.P. I.	L	16	38
at Rochester	L	21	33
Georgetown	W	27	22
Rochester	W	35	23
at Niagara	L	20	21
Hobart	W	39	20
Alfred	W	51	23
at Alfred	L	30	31

1923-24 (7-6)

Mechanics	W	40	5
Toronto	W	31	23
Cornell	L	26	30
Hobart	W	31	17
at Rochester	L	17	35
at Colgate	L	30	31
Rochester	L	23	29
at R.P.I.	L	27	30
Oberlin	W	27	17
Hobart	W	34	21
Colgate	L	17	24
Lafayette	W	29	21
Alumni	W	35	13

1924-25 (7-6)

at Mechanics	W	40	9
at Toronto	W	37	22
Cornell	L	12	14
Queen's	W	36	7
Hobart	W	43	21
Colgate	L	28	35
R.P.I.	L	14	27
Davis-Elkins	L	23	27
at Hobart	W	35	12
Rochester	L	19	22
at Colgate	L	17	20
St. Lawrence	W	33	14
Alfred	W	28	19

1925-26 (11-6)

Rochester Opt.	W	26	20
Toronto	W	43	26
Syracuse	L	25	29
Cornell	W	19	15
Princeton	W	25	23
at Syracuse	L	23	24
Hobart	W	32	21
at Rochester	L	20	33
at Colgate	L	24	33
Niagara	W	37	22
R.P.I.	W	38	31
Rochester	L	24	28
Oberlin	W	43	25
at Hobart	W	37	24
at Niagara	L	24	32
at Alfred	W	27	23
Colgate	W	33	23

1926-27 (11-4)

Buffalo Normal	W	35	9
Toronto	W	36	23
Cornell	W	23	20
Hobart	W	43	24
at Rochester	L	26	29
at Colgate	L	21	32
Niagara	W	31	21
Alfred	W	41	10
Clarkson	W	44	14
Hamilton	W	42	24
at Niagara	W	30	17
at Hobart	W	46	33
Rochester	W	27	25
Penn State	L	41	43
Colgate	L	21	27

1927-28 (8-8)

Buffalo Normal	W	32	23
Toronto	W	29	18
Dartmouth	L	31	34
Cornell	W	30	29
Hobart	W	24	16
at Clarkson	W	26	14
at Hamilton	W	34	29
at Colgate	L	17	52
Niagara	L	19	20
at Rochester	L	20	24
Alfred	W	36	21
at Niagara	L	23	33
Clarkson	W	35	29
at Hobart	L	26	32
Rochester	L	21	40
Colgate	L	28	29

1928-29 (7-11)

Buffalo State	W	28	18
Toronto	W	27	24
Lehigh	W	25	24
R.P.I.	L	23	30
at Hamilton	L	31	37
at Colgate	L	21	33
Niagara	L	27	29
at Rochester	L	26	32
Clarkson	L	28	32
at Clarkson	W	26	16
at St. Lawrence	L	31	35
at Niagara	W	31	21
Alfred	L	36	37
St. Lawrence	W	31	24
Hobart	L	30	31
Rochester	W	29	26
Carnegie Tech	L	23	33
Colgate	L	20	31

1929-30 (15-1)

Buffalo State	W	46	19
Toronto	W	37	19
Ohio	W	41	23
Thiel	W	28	20
Lafayette	W	39	21
at St. Lawrence	L	26	31
at Clarkson	W	34	22
at Rochester	W	30	28
St. Lawrence	W	27	17
Alfred	W	45	17
at Hobart	W	38	19
Clarkson	W	48	22
Hamilton	W	54	18
at Niagara	W	45	35
Rochester	W	37	30
Niagara	W	41	23

1930-31 (15-0)

Buffalo State	W	54	19
Toronto	W	44	16
Cornell	W	49	37
Carnegie Tech	W	42	31
at Hamilton	W	42	18
at St. Lawrence	W	46	30
at Clarkson	W	52	33
Niagara	W	42	27
at Rochester	W	48	25
Hobart	W	54	11
Clarkson	W	47	25
St. Lawrence	W	31	28
at Niagara	W	46	43
Alfred	W	44	32
Rochester	W	59	16

1931-32 (15-4)

Buffalo State	W	48	21
Toronto	W	52	23
at Hobart	W	43	22
Yale	L	21	36
Cornell	W	29	23
Lehigh	L	24	31
Carnegie Tech	L	30	49
at Clarkson	W	31	20
at St. Lawrence	W	31	29
Niagara	W	40	24
St. Lawrence	W	24	21
Williams	W	38	32
Hobart	W	30	23
at Rochester	W	36	28
Clarkson	W	36	30
Hamilton	W	52	24
at Niagara	L	42	46
Alfred	W	45	33
Rochester	W	36	24

1932-33 (10-9)

Ithaca	L	20	23
Toronto	W	37	24
at Hobart	W	20	18
Cornell	L	26	35
Syracuse	L	24	37
at Clarkson	W	35	30
at St. Lawrence	L	23	44
Allegheny	W	30	28
at Rochester	W	38	21
Michigan State	L	18	29
Niagara	L	25	29
Alfred	W	42	32
at Alfred	L	39	40
at Syracuse	L	22	48
Clarkson	W	45	38
St. Lawrence	W	37	34
at Niagara	L	37	44
Hobart	W	53	20
Rochester	W	30	26

1933-34 (5-10)

Toronto	W	41	16
Hobart	W	34	30
Syracuse	L	23	42
at St. Lawrence	L	27	33
at Clarkson	W	31	29
Michigan State	L	30	37
at Niagara	L	28	36
at Alfred	L	26	28
Alfred	W	33	31
Clarkson	L	29	34
St. Lawrence	L	27	32
Colgate	L	24	27
at Hobart	W	31	17
at Syracuse	L	23	62
Niagara	L	24	37

1934-35 (3-9)

Toronto	L	38	44
Michigan	L	21	41
Cornell	W	32	31
at Clarkson	L	31	47
at St. Lawrence	L	20	28
at Alfred	L	21	22
Alfred	W	30	28
at Hobart	L	27	29
Clarkson	L	20	32
St. Lawrence	L	37	51
Colgate	L	26	33
Hobart	W	43	26

1935-36 (0-13)

D 14	McMaster	L	19	36
D 18	Alfred	L	21	55
J 4	Oberlin	L	28	43
J 10	at St. Lawrence	L	16	53
J 11	at Clarkson	L	19	37
F 1	at Alfred	L	11	52
F 4	Rochester	L	14	50
F 8	at Hobart	L	19	33
F 13	Clarkson	L	19	32
F 15	St. Lawrence	L	26	52
F 22	Colgate	L	17	54
F 29	Hobart	L	19	37
M 7	Rochester	L	24	26

1936-37 (4-10)

D 19	McMaster	W	34	29
J 8	at Clarkson	L	25	38
J 9	at St. Lawrence	L	40	48
J 13	Rochester	L	24	27
J 15	Union	L	40	43
F 5	Oberlin	L	24	45
F 11	Clarkson	L	17	22
F 13	St. Lawrence	L	30	35

1938-39 (2-12)

D 15	McMaster	W	40	19
D 17	Ohio Wesleyan	L	35	61
D 19	Ohio	L	38	58
J 6	at Hamilton	L	36	43
J 7	at Union	L	50	54
J 14	Wayne	L	34	55
F 3	Marietta	L	35	49
F 8	Kent State	L	33	47
F 11	St. Lawrence	L	32	44
F 13	Rochester	L	29	52
F 21	at Hobart	L	29	42
F 24	Hamilton	W	62	40
F 25	at Rochester	L	33	65
M 4	Hobart	L	37	39

1939-40 (1-10)

D 14	McMaster	W	45	34
D 23	Ohio Wesleyan	L	37	69
J 2	Ohio	L	23	78
J 6	at Colgate	L	31	74
J 12	Western Res.	L	37	58
F 3	Wayne	L	22	49
F 10	at Rochester	L	34	42
F 13	at Hobart	L	17	48
F 17	Rochester	L	25	55
F 24	Alfred	L	30	34
M 3	Hobart	L	46	47

1940-41 (4-9)

	Alumni	W	49	29
J 10	at Wayne	L	26	55
J 11	at West. Reserve	L	42	53
F 5	Rochester	L	22	34
F 7	Oberlin	L	40	53
F 12	at Alfred	W	45	40
F 14	Western Reserve	W	47	42
F 15	at Rochester	L	32	43
F 18	at Hobart	L	39	43
F 21	Colgate	L	38	41

F 26	Alfred	W	55	40
M 1	Hobart	L	36	40
M 4	at Allegheny	L	44	62

1941-42 (2-8)

J 9	at Hamilton	L	34	47
J 10	at Union	L	29	50
F 2	Marietta	L	31	54
F 4	Rochester	L	27	37
F 7	Alfred	W	47	34
F 13	at Hobart	L	36	51
F 18	at Rochester	L	35	47
F 20	at Alfred	L	37	59
M 4	Hobart	L	33	36
M 7	Susquehanna	W	40	27

1942-43 (7-6)

D 2	Fort Niagara	L	33	36
D 5	at Cornell	W	50	46
D 10	Fredonia State	L	31	32
D 18	Hartwick	W	49	29
D 19	R.P.I.	W	35	31
J 9	at Rochester	W	45	40
J 15	Western Reserve	W	46	34
	Buffalo State	L	33	35
	Rochester	L	30	37
	Hamilton	L	27	36
	Fort Niagara	W	40	36
	Colgate	L	31	48
	Buffalo State	W	46	26

1943-44

NO VARSITY TEAM

1944-45

NO VARSITY TEAM

1945-46 (5-10)

	at Toronto	L	11	91
	Niagara	L	28	51
	at Alfred	L	32	52
	McMaster	W	39	29
	at Fredonia State	W	48	46
	Toronto	L	31	55
	Fredonia State	W	47	46
	at Niagara	L	59	60
	at West. Ontario	L	26	58
	at Ontario	L	57	61
	at Buffalo State	L	31	47
	Western Ontario	L	42	51
	Alfred	L	37	48
	Buffalo State	W	54	44
	Ontario	W	67	47

1946-47 (12-5)

	at Sampson	W	44	34
D 14	at Alfred	L	47	58
D 17	at Hobart	W	57	47
D 21	McMaster	W	92	29
J 1	SMU	L	37	64
J 4	Carnegie	W	45	31
J 8	at Niagara	L	24	63
J 11	Alfred	W	44	38
	at West. Ontario	L	44	47
	at Ontario	W	84	33
J 18	Hobart	W	48	26
	Sampson AFB	W	58	51
F 15	Allegheny	W	46	43
F 17	Niagara	L	39	57
F 22	Case West. Res.	W	83	44
F 26	Fredonia State	W	61	28
M 1	Buffalo State	W	51	37

1947-48 (13-8)

N 29	Ontario	W	68	32
D 5	at Case	L	50	58
D 9	at West. Reserve	L	49	57
D 12	Hartwick	W	56	51
D 13	Hobart	W	52	40
D 19	Toronto	W	55	50
D 30	Missouri	L	50	51
J 3	Delaware	L	43	46
J 8	Western Reserve	W	45	40
J 9	at Alfred	W	54	50
J 15	at Hobart	L	57	58
J 17	at Toronto	W	68	42
	at Sampson	W	71	44
F 9	Fredonia State	W	58	29
F 13	at Grove City	L	48	63
F 14	at Allegheny	W	46	45
F 19	Oberlin	W	56	53
F 21	R.P.I.	W	62	52
F 26	Niagara	L	49	69
	Sampson	L	60	62
M 3	Alfred	W	50	39

1948-49 (11-9)

D 4	Hobart	W	54	36
D 8	at Cornell	L	44	67
D 10	Case	W	63	57
D 17	Toronto	W	69	45
D 18	Georgia	L	51	56
D 27	Lafayette	W	65	59
D 30	at Connecticut	L	39	52
D 31	Mississippi College	W	62	56
J 8	Alfred	L	45	54
J 31	Fredonia State	W	59	31
F 3	Niagara	W	59	53
F 5	at Oberlin	L	52	53
F 9	at Toronto	L	46	55
F 11	Union	W	50	47
F 17	at Alfred	W	65	45
F 19	Bucknell	W	58	50
F 23	at Hobart	W	67	55
F 25	Grove City	L	42	56
M 4	at Hartwick	L	56	68
M 5	at R.P.I.	L	40	58

1949-50 (15-10)

N 26	Wash. & Jeff.	L	40	64
D 3	at Alfred	W	59	46
D 6	at Cornell	L	36	66
D 9	at West. Reserve	W	61	50
D 10	at Case	L	56	58
D 16	Toronto	W	60	34
D 17	Washington St.	L	44	56
D 23	Temple	L	48	66
D 28	Colby	W	78	58
D 30	Mississippi College	W	70	51
J 3	at Rochester	W	67	58
J 6	Oberlin	W	67	34
J 27	Alfred	W	75	34
J 28	Connecticut	L	40	56
J 30	Fredonia State	W	75	35
F 2	Niagara	L	49	51
F 8	at Toronto	W	57	29
F 10	at Hamilton	W	65	41
F 11	at Union	L	54	58
F 16	at Hobart	W	66	46
F 17	at R.P.I.	L	53	59
F 18	Hawaii	W	69	50
F 24	Western Reserve	W	77	64
F 28	Lafayette	L	46	67
M 3	Hobart	W	54	51

1950-51 (13-8)

N 25	Wash. & Jeff.	L	62	64
	at Siena	L	33	43
D 8	Grove City	W	75	62
D 15	Toronto	W	78	57
	Delaware	W	54	38
D 16	Washington St.	L	49	70
D 19	at Hobart	W	87	50
D 22	Alfred	W	75	44
	Connecticut	L	51	61
D 28	Case	W	56	53
D 30	Williams	W	68	49
J 1	Colby	L	56	76
J 5	Rochester	W	56	55
J 11	Niagara	L	41	59
J 12	at Alfred	W	47	45
F 5	at Colgate	L	73	77
	at Toronto	W	74	60
F 17	Lafayette	W	69	55
F 22	Wake Forest	L	59	77
F 24	R.P.I.	W	82	66
M 2	Hobart	W	83	51

1951-52 (18-6)

	Ontario	W	108	37
N 24	Wash. & Jeff	W	62	57
	McMaster	W	106	40
D 5	at Alfred	W	63	55
	at Connecticut	L	69	72
D 10	Hobart	W	70	47
D 12	Toronto	W	81	54
	Buffalo State	W	74	65
D 20	Colgate	L	60	68
D 21	at Case	W	92	70
D 22	at West. Reserve	W	63	59
D 27	Connecticut	W	65	58
J 2	Colby	W	65	48
J 8	Niagara	W	80	78
	Gannon	W	72	50
F 1	Alfred	W	69	59
F 9	at Rochester	L	64	65
F 12	Canisius	L	77	83
F 16	Bucknell	W	91	75
F 22	Western Reserve	W	88	67
F 23	Lafayette	L	61	67
	at R.P.I.	W	68	63
	at Hobart	W	72	55
NAIA District Playoffs				
M 1	Farliegh Dickinson	L	55	63

1952-53 (10-9)

	Wash. & Jeff.	W	63	55
	Grove City	W	87	63
	at Hobart	W	58	52
	Alfred	W	73	58
	R.P.I.	W	78	51
	Case	L	81	82
	Canisius	L	55	71
	Ontario	W	88	39
	at Colgate	L	67	82
	Niagara	L	46	57
	at Buffalo State	W	84	70
	Rochester	W	82	71
	at Gannon	L	63	77
	Canisius	L	59	69
	at Alfred	L	56	71
	Lafayette	L	55	58
	Hobart	W	71	57
	Bucknell	W	82	58
	at Toronto	L	50	80

1953-54 (15-8)

N 30	Brockport	W	74	58
D 2	at Alfred	W	71	56
D 5	at Detroit	L	58	77
D 9	McMaster	W	95	36
D 11	at R.P.I.	W	75	72
D 12	at Hobart	L	45	50
D 17	Buffalo State	W	74	58
D 19	at Case	L	70	72
D 22	Ohio	L	58	62
J 5	Niagara (MA)	L	45	84
J 8	Hamilton	W	73	49
J 9	Clarkson	W	92	60
J 11	Mexico	W	78	56
F 2	Williams	W	60	53
F 5	Gannon	W	92	80
F 8	Alfred	W	78	56
F 13	at Rochester	W	69	61
F 17	Hobart	W	79	60
F 26	Lafayette (MA)	L	63	76
F 22	Colgate	W	65	64
F 25	Canisius	L	75	83
F 26	Toronto	W	82	57
F 27	Western Michigan	L	79	88

1954-55 (16-6)

	Grove City	W	71	54
	at Akron	L	74	84
	Buffalo State	W	96	71
	Siena	L	69	81
	Detroit	L	61	68
	at Western Ontario	W	81	63
	Assumption	W	82	61
	Springfield	W	64	61
	Wash. & Jeff.	L	74	78
	Wabash	L	61	77
	at Brockport St.	W	91	57
	at Colgate	W	83	70
	at Cortland State	L	74	81
	at Hobart	W	72	65
	at Toronto	W	71	57
	R.P.I.	W	79	59
	Brockport State	W	79	58
	Hobart	W	74	48
	Rochester	W	98	62
	Western Ontario	W	90	58
	Alfred	W	88	56
	Buffalo State	W	88	74

1955-56 (17-3)

D 1	at Brockport	W	65	57
D 3	at Cornell	L	73	83
D 7	Hobart	W	83	72
D 10	at Alfred	W	80	78
D 14	Buffalo State	W	66	46
D 16	St. Lawrence	W	82	68
J 6	Cortland State	L	74	88
J 9	Toronto	W	73	48
J 11	Puerto Rico	W	77	63
J 13	Colgate	L	65	66
J 18	Brockport State	W	68	60
F 4	Western Ontario	W	67	65
F 10	at R. P. I.	W	67	58
F 12	McMaster	W	98	61
F 17	Akron	W	70	66
F 22	at Hobart	W	50	46
F 25	at Rochester	W	73	71
F 28	at West. Reserve	W	88	86
M 1	Alfred	W	86	60
M 3	at Buffalo State	W	68	58

1956-57 (18-7)

N 30	Oswego State	W	76	73
D 5	at Cornell	L	54	63
D 8	Buffalo State	W	72	66
D 14	at Hobart	L	47	49
D 15	Brockport State	W	69	58
J 5	Rochester	W	86	66
J 9	Hobart	W	97	68
J 11	at Cortland State	L	71	80
J 12	at Colgate	L	76	88
J 16	at Alfred	W	85	71
J 30	at Brockport State	W	65	51
F 1	R.P.I.	W	65	53
F 6	Buffalo State	W	60	45
F 8	at Western Ontario	W	85	77
F 9	at Toronto	W	85	71
F 13	Alfred	W	82	61
F 16	at Akron	W	78	70
F 20	at Navy	L	50	80
F 22	Grove City	W	63	56
F 26	W. Reserve	W	76	41
M 1	at Tufts	W	75	56
M 2	at Brandeis	L	68	88
NCAA Division II Tournament				
M 5	Capital	W	75	64
M 9	Evansville	W	77	75
M 13	Kentucky Weslyan	L	68	72

1957-58 (17-5)

D 2	Oswego State	W	57	56
D 4	at Cornell	L	37	62
D 7	at Hobart	L	51	66
D 10	at Alfred	W	57	56
D 14	Cortland State	W	71	63
D 17	Brockport State	W	77	50
J 3	Muskingum	L	55	57
J 4	at West. Reserve	W	62	52
J 8	Hobart	W	71	62
J 10	Western Ontario	W	62	39
J 11	at Oswego State	W	59	54
J 15	Colgate	W	70	57
J 31	Buffalo State	W	55	42
F 4	at Grove City	W	58	49
F 7	at Brockport State	W	63	52
F 12	Akron (OT)	W	45	42
F 15	Alfred	W	62	58
F 22	at Rochester	W	70	65
F 24	at Buffalo State	W	80	72
F 26	Niagara	L	53	65
NCAA Division II Tournament				
M 7	American	L	60	77
M 8	Phil. Textile	W	77	73

1958-59 (16-7)

D 3	Cornell	L	52	62
D 9	at Hobart	W	73	53
D 12	Ithaca	W	47	45
D 16	vs. Rider	W	62	57
D 17	vs. Ball State	W	80	64
D 20	at Cortland State	W	63	60
J 8	Alfred	W	64	45
J 10	at Brockport State	W	70	56
J 12	Hobart	W	63	38
J 14	Buffalo State	W	70	62
J 15	at Baldwin-Wallace	L	74	80
J 31	at Akron	L	58	102
F 4	Rochester	W	81	63
F 7	at Colgate	L	53	55
F 12	Toronto	W	63	40
F 14	Cortland State	W	69	61
F 18	at Villanova	L	54	67
F 23	Brockport State	W	57	51
F 24	at Buffalo State	W	72	56
M 3	at Western Ontario	W	65	45
M 9	at Niagara	L	66	78
NCAA Division II Tournament				
M 6	St. Michael's	L	51	53
M 7	Williams	W	78	53

1959-60 (15-6)

	at Cornell	L	53	60
	Oswego State	W	84	69
	Lawrence Tech	W	99	73
	at Boston	L	55	64
	Cal St. Poly	L	59	61
	Brockport State	W	81	56
	Buffalo State	W	79	63
	Cortland State	W	88	54
	Toronto	W	82	52
	at Wayne State	L	69	73
	Colgate	W	92	63
	at Ithaca	W	52	51
	Siena	W	77	60
	at Rochester	W	74	68
	Akron	W	78	71
	at Alfred	W	72	65
	Baldwin-Wallace	W	94	75
	Buffalo State	L	66	68
NCAA Division II Tournament				
	Wabash	L	65	76
	Arkansas State	W	53	52
	Niagara	W	65	53

1960-61 (18-5)

	Assumption	W	90	52
	at Villanova	W	63	62

YEAR-BY-YEAR RECORDS

at Brockport St.	W	96	85
Alfred	W	62	43
American	L	64	67
Atlantic Christian	W	75	59
Philadelphia Textile	L	65	67
at Siena	L	57	64
Boston	W	55	54
Buffalo State	W	81	69
Ithaca	W	97	65
Detroit Tech	W	78	63
Baldwin-Wallace	W	77	65
Syracuse	W	77	62
at Colgate	L	71	88
Toronto	W	72	59
Wayne State	W	61	50
at Bucknell	W	74	73
at Cortland State	W	73	56
Cortland State	W	64	51
Buffalo State	W	57	54
Rochester	W	76	69
at Niagara	L	59	77

1961-62 (14-7)

Cortland State	W	73	52
McMaster	W	91	41
Villanova	L	53	68
at Buffalo State	W	69	52
Assumption	L	42	59
American Int'l	W	78	67
Vermont	L	58	66
at Syracuse	W	68	66
Colgate	W	72	55
at Baldwin-Wallace	L	53	70
at Alfred	W	83	65
at Cortland State	W	60	56
Brockport State	L	56	57
Buffalo State	W	89	73
Bucknell	W	68	50
at Assumption	W	93	82
at Wayne State	W	70	65
at Rochester	L	60	76
LeMoyne	W	68	61
Toronto	W	78	44
Niagara	L	56	72

1962-63 (16-7)

Scranton	W	85	53
Toronto	W	80	45
at Bucknell	W	78	72
Albany State	W	58	56
at Army	L	61	73
Buffalo State	W	59	57
Wooster	W	67	63
Oswego State	W	88	72
Ithaca	W	91	68
Syracuse (OT)	W	63	61
Alfred	W	67	56
Boston	W	81	68
Wayne State	W	84	64
at Buffalo State	L	45	54
at Colgate	L	71	80
at Brockport St.	W	64	60
Rochester	W	65	34
at Villanova	L	47	69
Cortland State	W	65	59
at LeMoyne	W	52	51
Niagara	L	68	79
NCAA Division II Tournament			
South Carolina St.	L	63	80
Youngstown State	L	53	65

1963-64 (14-8)

Buffalo State	W	58	40
Muskingum	W	80	67
at Syracuse	L	69	91
Villanova	L	56	58
at Cornell	L	59	73
at Alfred	W	82	54
Valparaiso	W	68	67
Catholic	W	53	52
Toronto	W	82	52
at Albany State	W	62	54
Youngstown St.	L	64	66
at Buffalo State	W	49	45
at Wayne State	W	73	72
Brockport State	W	89	57
Gannon	W	51	46
Colgate	W	94	77
at Ithaca	L	54	60
Albany State	W	91	52
Boston	L	54	56
LeMoyne	L	63	65
at Rochester	W	73	62
at Niagara	L	67	77

1964-65 (19-3)

at Brockport State	W	84	61
American	W	71	46
Windsor	W	115	71
Albany State	W	89	65
Western Ontario	W	132	67
at Tennessee	L	54	79
St. Michael's	L	86	93
Oswego State	W	88	59
Buffalo State	W	92	66
Ithaca	W	87	64
Toronto	W	105	63
Steubenville	W	79	53
Wayne State	W	106	71
Niagara	W	74	63
at Colgate	W	75	59
at Albany State	W	69	58
Rochester	W	88	69
LeMoyne	W	62	59
at Buffalo State	W	62	47
Alfred	W	108	73
NCAA Division II Tournament			
Randolph-Macon	W	81	69
Akron	L	58	69

1965-66 (14-8)

Brockport State	W	79	63
at Syracuse	L	60	110
at Ithaca	W	71	66
at Albany State	W	80	66
Penn State	L	60	68
Bucknell	W	72	61
San Francisco St.	W	80	62
Colgate	L	74	76
Akron	W	73	70
at Western Ontario	W	88	50
Toronto	W	106	50
Plattsburgh	W	117	94
Northern Illinois	L	77	90
at Windsor	W	87	80
at Wayne State	W	80	76
at Niagara	L	53	72
Buffalo State	L	68	73
at McMaster	W	75	31
at Alfred	W	81	62
Albany State	W	88	63
Kent	L	55	63
at Rochester	L	77	82

1966-67 (9-11)

Toronto	W	88	55
Gannon	L	51	68
at Western Ontario	W	79	74
Syracuse	L	59	68
Cal-Santa Barbara	W	64	58
Cornell	L	63	76
Rochester	L	65	67
Niagara	L	70	74
Brockport State	W	82	58
St. Michael's	L	91	93
Windsor	W	88	71
Wayne State	L	69	73
at Phil. Textile	L	68	77
Wisc.-Milwaukee	W	88	77
at Kent	L	64	70
Ithaca	W	91	75
Albany State	W	90	68
at Colgate	L	66	78
at Buffalo State	L	41	60
at Albany State	W	76	73

1967-68 (11-10)

D 1	Toronto	W	87	63
D 2	Gannon	W	88	73
D 8	Albany State	W	92	69
D 9	at Syracuse	L	63	85
D 13	San Francisco St.	L	55	63
D 18	Belmont Abbey	W	85	69
D 21	vs. Fort Bragg ^	L	67	77
D 22	vs. Ohio Wesleyan	W	66	52
D 23	Walter Reed ^	W	108	69
J 2	Mc Murray	W	98	94
J 3	Quantico ^	L	72	81
J 27	at St. Michael	L	69	73
J 30	at Brockport St.	W	87	62
F 2	at Rochester	L	71	77
F 3	Hofstra	W	81	74
F 9	at Wayne State	L	64	78
F 10	at Windsor	L	71	79
F 12	Baltimore	W	71	58
F 17	Buffalo State	L	76	94
F 21	at Niagara	L	82	99
F 24	Colgate	W	76	73
F 27	at Ithaca (OT)	W	70	66
F 29	Philadelphia Textile	L	57	77
M 2	Northern Illinois	L	57	66

^ - Exhibition Games - Do Not Count in Record

1968-69 (12-9)

at Tennessee	L	62	87
Brockport State	W	63	55
Toronto	W	81	37
Akron	W	48	43
Old Dominion	L	72	83
at Albany State	W	66	59
Penn State	W	66	60
Syracuse	L	70	76
Wooster	W	83	64
Wayne State	W	74	55
at Colgate	L	75	79
Niagara	L	76	79
at Binghamton	W	88	61
Ithaca	W	85	66
Buffalo State	L	78	83
at LeMoyne	L	62	68
at Northern Illnois	L	79	87
Baltimore	W	92	82
at Rutgers	L	78	86
Rochester	W	85	78
Stony Brook	W	62	53

1969-70 (11-11)

at Maryland	L	77	97
at Syracuse	L	64	90
Toronto	W	119	65
Western Ontario	W	117	48
Ohio Northern	W	100	85
at Wayne State	L	42	56
at Auburn	L	61	84
DePauw	L	70	77
Wooster	L	83	91
Colgate	W	80	76
at Akron	L	75	87
at Ithaca	W	89	78
Rutgers	L	70	76
Ball State	W	90	76
at Binghamton	W	89	60
at Niagara	L	68	98
Northern Illinois	W	87	78
at Colgate	L	73	96
Buffalo State	L	75	83
at Brockport St.	W	79	66
LeMoyne	W	68	62
Albany State	W	70	59

1970-71 (9-13)

Syracuse	L	70	80
at Maryland	L	70	109
at UNC-Charlotte	L	46	64
Toronto	W	106	56
Central Michigan	W	80	73
at Northern Illinois	L	71	77
Northeastern	L	61	80
Fairleigh Dickinson	W	81	60
at Eastern Michigan	L	76	88
Akron	L	66	71
at LeMoyne	L	72	80
at Albany	L	61	76
Niagara	L	77	90
Point Park	W	86	69
at Rochester	W	86	72
Wayne State	W	101	83
Ithaca	W	84	68
Buffalo State	L	85	87
Stony Brook	W	96	62
at Ball State	L	76	87
Brockport State	W	87	86
at Cincinnati	L	59	86

1971-72 (12-12)

D 1	at Syracuse	L	80	104
D 3	at Point Park	L	58	64
D 7	Toronto	W	116	58
D 11	at Central Michigan	L	60	75
D 14	Ohio Northern	W	112	91
D 17	Northeastern	L	59	64
D 18	Illinois State	W	80	74
D 27	at Ga. Southern	W	86	83
D 28	at Georgia State	W	98	69
D 30	at Samford	W	78	63
J 19	at Akron	L	68	87
J 22	LeMoyne	W	86	73
J 27	at Maryland	L	58	82
J 29	Cornell	L	70	84
J 31	Northern Illinois	L	86	106
F 2	at Army	L	74	80
F 5	at Niagara	L	76	96
F 8	Eastern Michigan	L	96	109
F 11	at Brockport St.	L	60	102
F 17	at Stony Brook	W	81	69
F 19	at Rochester	W	85	74
F 26	Albany	W	76	67
F 29	Merrimack	W	103	78
M 6	at Buffalo State	W	93	75

1972-73 (16-8)

Syracuse	L	70	83
at Illinois State	L	70	81
at Northern Illinois	L	70	89
at Northeastrn	L	55	64
Georgia State	W	85	63
Lafayette	W	72	71
Gannon	W	92	87
at Fairliegh-Dick.	W	64	50
Akron	W	73	71
Samford	W	86	81
at Cornell	W	72	69
Brown	W	98	87
Niagara	L	77	79
at Colgate	L	63	80
at Albany	W	76	62
Stony Brook	W	103	63
at Maryland	L	64	93
Army	W	67	64
Tenn-Chattanoga	W	81	80
St. Francis, PA	W	84	82
LeMoyne (OT)	W	71	70
Oglethorpe	W	97	66
Rochester	W	91	90
Buffalo State	L	84	86

1973-74 (5-20)

D 1	at Syracuse	L	78	123
D 3	Fairleigh Dickinson	L	67	85
D 7	Steubenville	L	49	50
D 8	American	L	76	85
D 15	Cleveland State	L	77	87
D 22	at Brown	L	84	102
D 28	Lafayette	L	73	85
D 29	St. Francis, NY	L	84	97
J 14	at Akron	L	69	75
J 18	Iona	L	79	81
J 20	Pittsburgh	L	75	101
J 23	Cornell	W	91	76
J 26	Albany	W	77	72
J 29	at Catholic	L	84	91
J 30	at Fairfield	L	58	84
F 2	Colgate	L	69	76
F 4	at Niagara	L	81	93
F 9	at Youngstown St.	L	89	90
F 12	Brockport State	L	89	103
F 16	Geneseo State	W	83	82
F 20	LeMoyne	L	97	103
F 23	at St. Francis (PA)	L	61	67
F 27	at Stony Brook	W	71	69
M 2	at Rochester	W	106	95
M 4	at Buffalo State	L	87	89

1974-75 (8-17)

N 30	Syracuse	L	65	81
D 3	at Fairleigh Dickinson	L	57	81
D 4	at Long Island	W	75	72
D 9	Niagara	L	58	77
D 11	at Brockport	L	50	53
D 14	at Albany	L	94	111
D 21	at Virginia Comm.	L	73	105
D 7	at Cleveland State	L	63	74
J 11	Fairfield	L	69	86
J 13	St. Francis, PA	W	72	66
J 15	at Colgate	W	72	67
J 18	at Army (OT)	W	70	68
J 20	at Canisius	L	74	75
J 22	at Iona	W	75	58
J 25	Catholic	W	87	78
F 1	at Geneseo State	L	70	77
F 5	at LeMoyne	L	77	83
F 8	Youngstown State	L	98	100
F 10	at Central Michigan	L	80	97
F 12	Armstrong State	L	76	78
F 15	Akron	W	62	56
F 19	at Cornell	L	89	102
F 25	Rochester	W	81	62
M 1	Pittsburgh	L	78	107
M 3	Buffalo State	L	76	82

1975-76 (10-16)

N 29	at Indiana State	L	73	102
D 3	at Syracuse	L	77	87
D 8	Siena	W	103	94
D 10	at St. Francis (PA)	L	71	96
D 13	Army	W	83	74
D 16	Canisius	L	66	99
D 19	Iona	W	85	76
J 3	at Pittsburgh	L	65	83
J 6	at Cornell	L	73	78
J 10	at Niagara	L	56	76
J 12	Central Michigan	W	95	77
J 16	Colgate	L	68	76
J 17	Albany	W	63	62
J 20	at Armstrong State	L	84	92
J 24	at Fairfield	L	82	86
J 27	Brockport	W	111	109
J 29	Fairleigh Dickinson	L	46	59
F 4	LeMoyne	W	86	75
F 6	Long Island	L	72	76
F 9	at Detroit	L	81	93
F 11	at Rochester	L	73	77

F 14	at Akron (OT)	W	83	73
F 18	Virginia Comm.	L	78	97
F 21	Cleveland State	W	97	86
F 28	Geneseo State	W	102	86
M 4	at Buffalo State	L	66	75

1976-77 (5-21)

N 27	Niagara (2OT)	L	85	88
N 29	at Fairleigh-Dickinson	L	73	81
N 30	at Long Island	W	86	83
D 6	at Holy Cross	L	89	123
D 9	Howard	L	86	87
D 11	at Georgia	L	77	108
D 14	at Clemson	L	67	98
D 18	at Colgate	L	84	97
J 3	Detroit	L	74	103
J 5	at Army	L	56	75
J 6	at Siena	L	76	87
J 8	Cornell	L	60	71
J 11	at Maine	L	85	98
J 17	Temple	L	82	91
J 22	at Geneseo State	W	78	74
J 24	Syracuse	L	71	91
J 25	Wis.-Milwaukee	W	77	76
F 5	at Youngstown St.	L	79	84
F 8	at Albany	L	77	107
F 12	Akron (OT)	L	77	79
F 16	at LeMoyne	L	87	97
F 19	at Cleveland St.	L	69	89
F 21	at Canisius	W	78	77
F 22	Fairfield	L	83	93
F 26	at Catholic	L	77	109
M 1	Buffalo State	W	78	76

1977-78 (6-18)

N 29	St. Francis (PA)	L	58	79
D 5	at Iona	L	79	109
D 7	at Akron	L	55	83
D 10	Canisius	L	73	78
D 12	Siena	L	78	79
D 16	Cortland State	W	97	77
D 19	at Temple	L	66	95
Big Red Tournament				
D 27	vs. Colgate (OT)	L	71	74
D 28	at Cornell	L	75	89
J 5	at Wis.-Milwaukee	W	78	75
J 7	at Detroit	L	81	122
J 11	at Central Michigan	L	73	102
J 18	at Niagara	L	80	90
J 20	Long Island	L	89	92
J 28	Colgate	L	72	79
F 1	at St. Francis(NY)	L	82	95
F 3	Maine	L	79	90
F 7	Youngstown St.	W	87	85
F 11	Army	L	53	74
F 15	at Syracuse	L	66	113
F 18	Albany	W	104	97
F 22	LeMoyne	W	70	67
F 25	Catholic	L	74	77
F 28	at Buffalo State	W	71	69

1978-79 (7-18)

N 30	at Siena	L	51	70
D 6	at Howard	L	52	65
D 9	Akron	L	51	59
D 12	at Canisius	L	65	79
D 6	at Potsdam	L	55	69
Lafayette Tournament				
D 29	at Lafayette	L	49	81
D 30	vs. South Florida	L	69	85
J 16	Hartwick	L	49	68
J 18	at Albany	L	35	80
J 20	Geneseo State	W	69	63
J 23	at Oswego State	W	45	37
J 26	Binghamton	W	54	44
J 27	at St. Francis (PA)	L	57	67
J 29	at Cortland State	W	53	49
F 1	Fredonia State	W	48	38
F 3	Brooklyn	L	52	58
F 7	Gannon	L	37	47
F 10	at Rochester	L	52	55
F 14	at Youngstown St.	L	53	67
F 17	Plattsburgh	L	43	53
F 19	at Niagara	L	59	93
F 22	at LeMoyne	L	60	82
F 24	at Oneonta State	L	57	66
F 27	Buffalo State	W	53	52
M 1	Brockport State	W	79	68

1979-80 (17-10)

N 30	at Niagara	L	72	90
D 1	Oneonta State	W	79	55
D 4	at Fredonia State	W	69	67
D 6	Buffalo State	W	83	81
D 10	Youngstown St.	L	56	59
D 11	Albany	L	58	66
Indiana, PA Tournament				
D 28	vs. Alliance	W	97	63
D 29	at Indiana (PA)	L	54	67
J 5	at South Florida	L	62	75
J 8	at Stetson	L	62	82
J 12	Brockport State	W	62	59
J 15	at Hartwick	L	54	63
J 19	at Geneseo St.	W	63	44
J 26	Plattsburgh	W	54	53
J 28	Cortland State	W	74	61
J 30	at Canisius	L	63	66
F 1	Fredonia State	W	68	64
F 4	Rochester	W	70	66
F 6	Geneseo State	W	61	60
F 9	RIT	W	62	57
F 13	at Brockport St.	W	64	58
F 16	at Gannon	L	56	77
F 18	Oswego State	W	86	65
F20	at Buffalo State	W	83	66
SUNYAC Tournament				
F 22	Albany (4 OT)	W	65	57
F 23	Potsdam	L	45	50

1980-81 (12-15)

N 21	Brooklyn	W	85	72
N 22	Binghamton	L	53	54
N 29	at Canisius	L	74	95
D 3	at Niagara	L	62	82
D 9	at Brockport St.	L	48	49
D 12	Fredonia State	W	59	54
D 13	Pitt-Bradford	L	47	51
Brooklyn Tournament				
D 27	City College	W	72	47
D 28	Brooklyn	W	72	70
J 8	at Central Florida	L	49	59
J 10	at Stetson	L	50	79
J 16	Potsdam	L	36	52
J 17	Penn St-Behrend	L	46	77
J 20	Hartwick	L	41	52
J 24	at Buffalo State	L	56	61
J 27	at Oswego State	W	56	51
J 31	Geneseo State	W	79	47
F 3	Brockport State	W	71	60
F 7	at Fredonia State	W	68	50
F 9	at Cortland State	L	51	61
F 12	Buffalo State	W	68	60
F 14	Rochester	L	44	53
F 16	Alfred	L	61	64
F 18	Oswego State	W	66	61
F 24	at Geneseo State	W	78	62
SUNYAC Tournament				
F 27	Albany	L	39	48
F 28	Buffalo State	W	78	61

1981-82 (13-17)

Mansfield Tournament				
N 20	vs. Monmouth	L	61	71
N 21	vs. York	W	89	64
N 28	at Canisius	L	72	86
N 30	at Pitt-Bradford	L	60	74
D 2	at Niagara	L	66	75
D 5	at Fredonia State	L	65	68
D 9	at Hartwick	L	39	49
D 12	Buffalo State	W	81	80
Albany Tournament				
D 29	at Manhattanville	W	53	51
D 30	vs. Albany	L	48	55
J 5	at SW Louisiana	L	57	99
J 7	at Tulane	L	43	83
J 19	Oswego State	L	61	63
J 22	at Geneseo State	W	85	67
J 24	Brockport State	W	63	61
J 29	Elmira	W	68	57
F 1	at Penn St.-Behrend	L	68	70
F 3	Fredonia State	W	61	55
F 6	at Buffalo State	L	61	66
F 9	Cortland State	L	69	72
F 11	Rochester	L	65	66
F 13	at Oswego State	W	57	56
F 15	at Alfred	L	67	92
F 17	Geneseo State	W	77	68
F 20	at Brockport St.	W	70	65
SUNYAC West Playoff				
F 23	Fredonia State	W	67	59
SUNYAC Tournament				
F 26	Albany	W	53	51
F 27	Potsdam	W	82	70
NCAA-III East Regional				
M 3	Staten Island	L	53	64
M 6	Ithaca	L	73	74

1982-83 (12-15)

East Connecticut Tournament				
N 20	Clark	L	77	81
N 21	Bridgewater	L	76	83
N 27	at Canisius	L	77	97
N 30	Penn St-Behrend	W	93	84
D 3	at Buffalo State	L	63	99
D 4	Stony Brook	W	71	64
D 6	Houghton	L	69	82
D 9	Oswego State	L	71	77
D 13	at Brockport St.	W	68	58
J 3	at UNC- Charlotte	L	77	109
J 5	at Wake Forest	L	56	121
J 19	at Elmira	W	68	66
J 22	at Niagara	L	64	76
J 24	at Geneseo State	W	74	68
J 26	Roberts Wesleyan	W	76	47
J 28	Brockport State	W	81	57
F 1	Hartwick	L	66	75
F 3	Alfred	W	76	73
F 5	Fredonia State	W	86	74
F 8	at Cortland State	L	93	96
F 10	Rochester	W	86	84
F 12	Buffalo State	W	66	64
F 14	at Fredonia State	L	66	75
F 16	at Oswego State	L	71	81
F 19	Geneseo State	W	90	73
SUNYAC Tournament				
F 25	Potsdam	L	66	90
F 26	Albany	L	77	88

1983-84 (14-13)

Brockport State Tournament				
N 18	vs. Elmira	W	78	76
N 19	at Brockport St.	W	73	69
N 22	at Penn St-Behrend	W	84	75
N 28	R.I.T.	L	70	82
N 30	at Canisius	L	80	87
D 3	Hartwick	L	63	75
D 5	Mercyhurst	W	66	64
D 7	Oswego State	W	90	74
D 10	Geneseo State	W	76	60
J 7	at Niagara	L	77	97
J 10	Gannon	L	77	79
J 14	at Roberts Wesl.	W	75	64
J 17	Elmira	W	90	70
J 21	Mansfield	L	75	85
J 25	at Brockport St.	L	73	85
J 28	at Fredonia St.	W	52	50
F 1	Buffalo State	L	56	62
F 3	Cortland State	W	86	69
F 4	at Oswego State	L	67	70
F 7	at Geneseo St.	L	82	85
F 11	Brockport State	W	65	61
F 13	at Alfred (OT)	W	62	60
F 15	Fredonia State	W	81	75
F 18	at Buffalo State	L	66	82
F 20	at Houghton	L	41	42
SUNYAC Tournament				
F 23	at Potsdam	W	60	59
F 25	at Buffalo State	L	62	74

1984-85 (5-19)

N 20	Houghton*	L	72	68
N 24	Heidelberg*	L	86	79
N 28	at R.I.T.*	L	71	62
D 1	Geneseo State*	L	81	67
D 3	Daemen*	L	113	66
D 5	Hartwick*	L	57	62
D 8	Brockport State*	L	78	76
D 10	at Gannon*	L	87	78
Albany State Tournament				
J 4	Springfield	L	64	79
J 5	Albany	L	64	82
J 10	Nazareth	L	56	57
J 12	at Mercyhurst	L	62	77
J 15	at Elmira	L	64	72
J 22	Fredonia State	W	67	63
J 26	at Buffalo State	L	71	82
J 29	at Mansfield	L	55	59
J 30	Oswego State	W	60	59
F 1	at Cortland State	L	76	95
F 2	at Geneseo St.	W	65	63
F 6	Brockport State	W	61	58
F 9	Buffalo State	L	62	75
F 11	Alfred	L	69	74
F 13	at Fredonia State	W	70	66
F 16	at Oswego State	L	53	56

*-Games forfeited due to participation by ineligible athletes.

1985-86 (14-11)

N 22	at Geneseo	L	70	73
N 23	at Heidelberg	L	71	84
N 25	at Hartwick	L	54	61
McMaster Tournament				
N 29	at McMaster	W	81	69
N 30	vs. Guelph	W	74	61
D 4	at Fredonia State	L	70	77
D 7	Oswego State	W	85	80
D 9	St. John Fisher	W	87	72
D 11	Gannon	L	74	77
Staten Island Tournament				
D 27	vs. Jersey City St.	W	88	83
D 28	at Staten Island	W	60	58
J 6	at Nazareth	L	69	78
J 8	Penn St.-Behrend	W	64	63
J 11	Mansfield	L	79	80
J 14	Elmira	W	85	74
J 22	Brockport State	W	81	74
J 25	at Buffalo State	L	70	93
J 27	at Daemen	W	88	61
J 29	Fredonia State	W	71	53
F 1	at Oswego State	L	60	63
F 4	R.I.T.	W	74	52
F 7	Geneseo State	W	105	71
F 8	at Brockport St.	W	87	81
F 11	at Alfred	L	70	76
F 15	Buffalo State	L	68	69

1986-87 (15-10)

Buffalo State Tournament				
N 21	vs. Wilkes	W	85	51
N 22	at Buffalo State	W	66	63
N 25	at St. John Fisher	W	86	68
N 29	LeMoyne	W	78	77
D 3	Fredonia State	W	69	59
D 6	at Gannon	L	67	79
D 11	at Canisius	L	69	74
D 13	Buffalo State	L	64	65
UB Goldome Tournament				
D 29	at Guelph	W	68	56
D 30	vs. Jersey City	W	79	78
J 2	Daemen	W	79	58
J 5	at Penn St.-Behrend	W	71	66
J 7	Potsdam	L	67	89
J 13	at Elmira	W	89	76
J 16	Alfred	L	80	86
J 21	at Geneseo St.	W	78	72
J 26	at Mansfield	L	72	84
J 28	at Brockport St.	L	70	73
J 31	Oswego State	W	97	87
F 4	at Fredonia St.	W	86	65
F 7	at Buffalo State	L	50	59
F 11	Geneseo State	W	67	58
F 14	Brockport State	L	84	99
F 17	Ithaca	W	69	66
F 21	at Oswego St.	L	79	85

1987-88 (14-13)

Keene State Tournament				
N 20	vs. St. Anselm	L	120	125
N 21	vs. Queens College	W	87	67
N 27	Gannon	L	71	102
D 3	at Shepherd	L	69	83
D 5	Buffalo State	W	57	47
D 9	Mansfield	W	69	62
Bentley Tournament				
D 28	at Bentley	L	69	84
D 29	vs. Florida Tech	W	82	79
UB Goldome Tournament				
J 2	vs. Shepherd	L	58	82
J 3	vs. Saginaw Valley	W	69	67
J 5	at LeMoyne	L	54	69
J 6	at Potsdam	W	75	70
J 9	at Mercyhurst	W	88	55
J 12	at LIU-South	W	84	72
J 13	at Dowling	L	58	92
J 16	Philadelphia Textile	L	58	72
J 19	at Pitt-Bradford	L	85	91
J 22	at Pace	W	71	69
J 23	at Adelphi	W	81	69
J 30	at Phil. Textile	L	72	79
F 2	LeMoyne	L	70	75
F 5	Adelphi	W	82	55
F 11	Elmira	L	68	70
F 13	at Gannon	L	71	81
F 17	at Daemen	W	85	54
F 20	Pace	W	65	64
F 24	Mercyhurst	W	77	59

1988-89 (16-14)

Longwood Tournament				
N 18	vs. UNC-Greensboro	W	89	81
N 19	at Longwood	L	65	66
N 22	Shepherd	W	90	66
Pocono Classic				
D 2	vs. Chaminade	W	83	79
D 3	at East Stroudsburg	W	92	74
D 7	Clarion	L	52	75
D 9	Southampton	W	88	66
D 14	at Mansfield	W	90	80
D 17	at Buffalo State	L	70	80
D 30	at Cal. St.- North.	L	63	77
J 2	at Cal. St.- L.A.	W	83	64
J 3	at Cal. St.-Bak.	L	66	81
J 7	LeMoyne	W	74	71
J 13	Philadelphia Textile	L	69	88
J 17	Pitt-Bradford	W	84	69
J 20	at Pace	L	49	63
J 21	at Adelphi	L	66	68
J 24	at Mercyhurst	L	59	61
J 28	Adelphi	W	72	68
F 3	Pace (OT)	L	60	61
F 8	at Pitt.-Johnstown	W	87	78
F 11	at Gannon	L	96	98
F 15	Buffalo State	W	75	68
F 18	at Phil. Textile	L	73	96

YEAR-BY-YEAR RECORDS

F 20	Gannon	W	84	61
F22	at LeMoyne	L	73	94
F 25	Mercyhurst	W	61	50
Mideast Tournament				
at Adelphi		W	88	62
Gannon		W	89	77
at Phil. Textile		L	58	74

1989-90 (14-13)

N 17	at New Hamp.	L	79	86
N 18	at St. Anselm	W	83	76
N 21	Mansfield	W	67	58
N 27	at St. Rose	L	66	71
D 2	Brockport State	W	81	68
UB/Shooter's Roundup				
D 8	Mercy College	W	85	65
D 9	Cheyney State	W	68	57
Merrimack Tournament				
D 28	at Merrimack	W	77	73
D 29	vs. Pace	L	69	77
J 6	at LeMoyne	W	70	59
J 13	Philadelphia Textile	L	38	61
J 16	at Mercyhurst	W	65	54
J 20	at Florida Intern'l	L	65	77
J 22	at Barry Atlanta	W	74	66
J 27	Gannon	L	63	67
J 31	St. Rose	W	97	86
F 2	Adelphi	L	100	102
F 6	at Dist. of Columbia	L	93	99
F 10	at Phil. Textile	L	65	72
F 15	LeMoyne	W	71	62
F 17	Mercyhurst	W	68	50
F 20	District of Columbia	W	85	63
F 23	at Pace	L	66	68
F 24	at Adelphi	L	68	74
F 26	at Gannon	L	69	81
M 3	Pace	W	80	75

1990-91 (13-14)

N 20	at Brockport St.	W	78	64
N 24	at Deleware St.	L	79	96
East Stroudsburg Tournament				
N 30	at East Stroudsburg	L	63	77
D 1	vs. Gannon	W	72	61
D 4	Mercy	W	97	50
UB/Shooter's Roundup				
D 7	Daemen	W	77	70
D 8	Mercyhurst	W	74	66
D 11	Indiana (Pa.)	W	96	92
D 12	Albany St.	W	60	56
D 14	Kutztown	W	83	74
J 2	W. Virgina Weslyan	W	107	81
J 5	at Indiana, PA	L	66	89
J 7	at UNC-Greensboro	L	70	76
J 8	at Elon	L	59	68
J 11	Philadelphia Textile	W	79	73
J 18	Pace (OT)	L	58	73
J 26	at Phil. Text	L	55	77
J 28	at W. Virginia Wesl.	L	78	91
J 30	Mercyhurst	W	73	62
J 6	at LeMoyne	W	71	70
F 9	at Gannon	L	66	68
F 16	at Mercyhurst	W	72	59
F 23	at Pace	L	60	61
F 25	at UMBC	L	62	76
F 27	Gannon	L	44	53
M 2	Lemoyne	L	65	80
Mideast Tournament				
M 5	Gannon	L	65	68

1991-92 (2-26)

N 23	at Canisius	L	55	77
N 27	at Penn State	L	62	89
N 30	at St. Francis (PA)	L	55	84
Hartford Tournament				
D 6	at Hartford	L	54	71
D 7	vs. Lehigh	L	51	72
D 11	at West Virginia	L	46	91
Youngstown St. Tournament				
D 13	at Youngstown St.	L	72	76
D 14	vs. Canisius	L	67	77
D 24	at Marist	W	71	67
D 28	Brooklyn	L	59	72
J 4	Rider	L	63	84
J 13	Marist	L	63	84
J 15	at Brooklyn	L	67	74
J 18	Towson State	L	65	77
J 22	UMBC	L	80	103
J 25	Delaware St	W	71	58
J 27	at Hofstra	L	51	67
J 30	at UMBC	L	84	87
F 1	at Rider	L	55	69
F 8	Hofstra	L	61	84
F 15	C. Conn. State	L	69	74
F 17	at Towson State	L	65	98
F 19	at Detroit	L	55	95
F 22	at Wright State	L	71	88
F 24	at Toledo	L	57	73
F 26	Detroit	L	48	92
M 2	at C. Conn. State	L	62	94
East Coast Conf. Tournament				
M 4	Towson State	L	58	122

1992-93 (5-22)

D 1	at Iowa State	L	36	106
D 3	at Northern Iowa	L	66	96
D 7	St. Francis (PA)	L	51	56
D 10	Jacksonville	L	60	75
D 13	at Niagara	L	76	92
D 21	Maine	L	70	83
D 28	at Colgate (OT)	L	70	77
D 30	Loyola-Mary	L	72	76
J 2	at Central Florida	W	72	68
J 4	at Stetson (OT)	L	82	89
J 6	at Jacksonville	W	70	63
J 9	at Coppin State	L	52	69
J 11	UNC-Greensboro	W	64	62
J 13	at Colorado	L	50	93
J 20	at Youngstown St.	L	89	104
J 23	at Duquesne	L	68	81
J 25	Wagner	L	64	69
F 2	Niagara	L	74	89
F 8	Colgate	L	54	55
F 10	Youngstown St.	W	76	64
F 13	Cent. Conn. St.	W	74	57
F 15	at Maine	L	52	81
F 18	Massachusetts	L	67	96
F 22	at Wagner	L	64	90
F 24	Cleveland State	L	69	76
F 27	Virginia Comm.	L	61	90
M 3	at C. Conn. St. (OT)	L	78	83

1993-94 (10-18)

N 26	Daemen	W	70	61
N 27	Marist	L	80	87
N 30	at Detroit-Mercy	W	72	69
Canisius College Classic				
D 3	vs. Niagara	W	69	64
D 4	at Canisius	L	58	73
D 7	at Virginia Comm.	L	58	86
D 11	Boston College	L	51	64
D 19	Miami	L	57	63
D 22	Duquesne	L	50	73
Pepsi Marist Classic				
D 29	at Marist	L	71	82
D 30	vs. St. Peter's	W	68	61
J 1	at Cal-Northridge	L	72	90
J 7	at Loyola-Marymt.	L	77	93
J 10	at Youngstown St.	L	78	86
J 12	at Hofstra	W	71	57
J 15	at Niagara	L	76	88
J 22	at NE Illinois	L	73	86
J 26	Pittsburgh	L	59	97
J 30	at Troy State	L	72	88
F 1	at Jacksonville	L	77	79
F 7	Pennsylvania	L	52	77
F 10	Youngstown St.	W	64	60
F 12	C. Conn. St.	W	84	72
F 21	Chicago State	W	88	80
F 28	at C.Conn. St.	W	89	73
M 2	at Cleveland St.	L	55	77
East Coast Conf. Tournament				
M 5	C. Conn. St.	W	100	62
M 6	NE Illinois (2 OT)	L	81	83

1994-95 (18-10, 12-6)

N 26	at Rutgers	W	71	68
N 29	at UMKC *	W	68	67
D 3	at Pittsburgh	L	73	75
D 8	Niagara	W	71	57
D 11	at Boston College	L	60	77
D 22	at Niagara	W	93	72
Pepsi-Iona Tournament				
D 28	vs. UNC-Greens.	W	70	68
D 29	at Iona	W	81	78
J 3	at Chicago State*	W	63	57
J 5	at NE Illinois*	W	73	62
J 7	Troy State*	W	84	81
J 9	C. Conn. St.*	L	61	64
J 14	at Youngstown St.*	L	63	70
J 17	at Cornell (2OT)	L	92	94
J 21	UMKC*	W	77	68
J 23	Western Illinois*	W	92	65
J 28	at Valparaiso*	L	63	64
J 30	at Eastern Illinois*	L	71	72
F 4	NE Illinois*	W	56	52
F 6	Chicago State*	W	107	97
F 11	at C. Conn. St.*	W	92	64
F 13	at Troy State*	L	94	102
F 18	Youngstown St.*	W	75	72
F 23	at Western Illinois*	L	62	81
F 27	Eastern Illinois*	W	110	98
M1	Valparaiso*	W	90	85
Mid-Continent Tournament				
M 3	Eastern Illinois	W	70	65
M 5	at Western Illinois	L	70	76

1995-96 (13-14, 10-8)

N 25	at Boston College	L	49	89
N 27	Rutgers	W	78	74
D 5	at Canisius	L	75	82
D 12	at St. Bonaventure	L	64	74
D 21	Niagara	W	68	58
Utah State Classic				
D 28	vs. So. Mississippi	L	71	77
D 29	vs. Miss. Valley St.	W	74	73
J 2	Youngstown St.*	W	60	56
J 6	at UMKC*	W	48	43
J 8	at Western Illinois*	L	74	93
J 13	Chicago State*	W	69	62
J 15	NE Illinois*	W	80	66
J 20	at Valparaiso*	L	65	86
J 22	at Eastern Illinois*	L	52	60
J 27	C. Conn. State*	W	84	68
J 29	Troy State*	W	76	61
F 1	at Youngstown St.*	W	53	51
F 3	Western Illinois*	W	63	58
F 5	UMKC*	L	63	72
F 10	at NE Illinois*	W	85	77
F 12	at Chicago State*	W	78	68
F 17	Eastern Illinois*	L	61	64
F 19	Valparaiso*	L	64	73
F 22	at Troy State*	L	86	88
F24	at C. Conn. St.*	L	62	75
F 27	Cornell	L	60	62
Mid-Continent Tournament				
M 3	Eastern Illinois	L	55	59

1996-97 (17-11, 11-5)

N 22	at Miami	L	61	78
N 26	at Cornell	L	62	70
N 30	vs. Niagara# (OT)	W	78	77
D 3	Canisius	W	53	50
D 7	St. Bonaventure#	W	69	67
D 10	Syracuse#	L	45	79
D 13	Morgan State	W	85	70
D 18	at Niagara	L	59	68
Toledo MVP Classic				
D 29	vs. Dartmouth	L	44	64
D 30	vs. Ga. Southern	W	63	61
J 4	Cent. Conn. St.*	W	65	50
J 8	at Valparaiso*	L	55	72
J 11	UMKC*	W	80	62
J 13	Troy State*	W	87	70
J 18	at Western Illinois*	W	95	85
J 22	Youngstown St.*	W	70	48
J 25	at Chicago State*	W	95	80
J 27	at NE Illinois*	L	77	81
F 1	Valparaiso*	L	62	64
F 3	Western Illinois*	W	88	81
F 6	at Troy State*	L	74	83
F 8	at UMKC* (2OT)	L	74	85
F 12	at Youngstown St.*	W	67	59
F 15	NE Illinois* (OT)	W	81	78
F 17	Chicago State*	W	80	47
Mid-Continent Tournament				
M 2	Chicago State	W	81	58
M 3	West. Illinois (OT)	L	77	80

1997-98 (15-13, 9-7)

N 15	at Southern Utah*	W	85	75
N 21	at Seton Hall	L	75	83
N 24	Cornell	W	71	65
N 29	Niagara#	W	62	58
D 2	Canisius	L	57	70
D 5	at NE Illinois*	W	70	59
D 6	at Chicago St.* (OT)	W	90	83
D 13	at St. Bonaventure	L	59	63
D 18	at Syracuse	L	70	82
D 21	NE Illinois*	W	79	64
D 28	Texas Southern	W	80	61
D 29	Wichita State	L	69	79
J 3	Oral Roberts*	W	86	84
J 5	at Embry-Riddle	W	103	72
J 14	at Youngstown State*	L	62	81
J 17	at Valparaiso*	L	80	82
J 21	at UMKC*	L	67	81
J 24	Western Illinois*	W	74	59
J 28	Southern Utah*	W	57	48
J 31	at Oral Roberts*	L	63	75
F 3	Rochester	W	104	75
F 11	Valparaiso*	L	64	73
F 14	Youngstown State*	W	72	57
F 19	at Western Illinois*	L	67	68
F 21	at UMKC*	L	68	78
F 24	Chicago State*	W	110	100
Mid-Continent Tournament				
M 1	Western Illinois	W	81	74
M 2	Valparaiso	L	73	84

1998-99 (5-24, 1-17)

N 13	at Niagara	L	63	85
N 17	at Cornell	W	64	63
N 21	at Duquesne	L	56	75
N 24	Canisius	W	49	48
D 1	at Manhattan (2OT)	W	68	66
D 5	Akron*	L	60	72
D 8	at North Carolina	L	49	98
D 12	at Canisius#	L	56	66
at Central Michigan*		L	67	88
Hawaii-Hilo Tournament				
D 28	vs. Cent. Conn. St.	L	74	76
D 29	at Hawaii-Hilo	W	68	62
D 30	vs. Old Dominion	L	65	85
J 2	at Kent*	L	68	75
J 6	Bowling Green*	L	59	62
J 8	Miami*	L	48	76
J 14	at Marshall*	L	62	82
J 16	at Ohio*	L	50	90
J 19	St. Bonaventure	L	53	61
J 21	Ball State*	L	58	64
J 23	Central Michigan*	L	70	79
J 28	at Northern Illinois*	L	46	74
J 30	at Western Michigan*	L	65	82
F 3	Eastern Michigan*	L	51	54
F 6	Kent*	L	51	73
F 11	at Toledo*	L	51	103
F 13	at Bowling Green*	L	61	84
F 17	Marshall*	L	63	73
F 20	Northern Illinois*	W	57	47
F 24	at Ball State*	L	59	78
# - at Marine Midland Arena, Buffalo, NY				

1999-00 (5-23, 3-15)

N 19	Niagara (2OT)	L	103	105
N 21	Cornell	L	60	71
N 23	at New Hampshire	W	81	78
N 27	at Canisius	L	46	78
N 30	Manhattan	W	75	71
D 7	#7 North Carolina	L	67	91
D 10	at Indiana	L	55	106
D 11	vs. North Texas	L	91	102
D 18	Northern Illinois*	L	52	83
D 21	at Akron*	L	67	89
J 2	at Fairleigh Dickinson	L	57	72
J 5	at Eastern Michigan*	L	53	73
J 8	Bowling Green*	L	90	96
J 12	C. Michigan*	W	71	58
J 15	at Kent*	L	53	89
J 17	at Ohio*	L	71	86
J 22	at Miami*	L	54	74
J 24	Akron*	W	84	83
J 26	W. Michigan*	W	63	60
J 29	at Ball State*	L	68	82
F 3	at Marshall*	L	61	93
F 5	at Toledo*	L	65	93
F 9	at Bowling Green*	L	68	77
F 12	Kent*	L	65	81
F 19	Marshall*	L	72	88
F 23	Ohio*	L	62	82
F 26	Miami*	L	58	67
MAC Tournament				
M 1	at Marshall	L	66	83

2000-01 (4-24, 2-16)

N 17	Niagara	L	76	80
N 25	Fairleigh Dickinson	L	68	74
N 30	Canisius (OT)	L	78	80
D 5	Duquesne	W	64	59
D 17	at North Carolina	L	74	95
South Florida Tournament				
D 21	vs. Eastern Illinois	L	66	73
D 22	vs. Alcorn State	W	74	69
D 30	at Marshall* (OT)	L	75	85
J 3	Akron* (OT)	L	65	75
J 6	at Northern Illinois*	L	49	64
J 10	at Bowling Green*	L	75	90
J 13	at Central Michigan*	L	77	86
J 17	Kent State*	L	52	58
J 20	at Miami*	L	42	74
J 24	at Western Michigan*	L	72	90
J 27	Ohio*	L	66	83
J 31	at Northwestern	L	63	79
F 3	at Akron*	L	77	78
F 6	at Canisius	L	60	62
F 10	Bowling Green*	L	52	70
F 12	Eastern Michigan*	W	68	51
F 14	Ball State*	L	56	59
F 19	Toledo*	L	66	78
F 21	at Ohio*	L	76	86
F 24	Miami* (OT)	W	66	61
F 28	at Kent State*	L	65	99
M 3	Marshall*	L	73	86
MAC Tournament				
M 5	at Ohio	L	78	101

2001-02 (12-18, 7-11)

N 19	at Niagara	L	62	63
N 21	at Chicago State	W	100	92
N 24	Canisius	W	58	56
N 29	at Rhode Island	L	55	57
D 1	New Hampshire	W	73	72
D 5	at Cornell	W	66	54

D 8	Akron*	W	79	60
Yahoo Invitational				
D 20	vs. Tulsa	L	75	80
D 21	vs. Navy	W	63	54
D 22	vs. Valparaiso	L	80	87
D 30	at Syracuse	L	62	83
J 2	at Eastern Michigan*	W	70	51
J 5	at Northern Illinois*	L	70	72
J 9	Kent State*	W	66	65
J 12	Bowling Green*	L	73	85
J 15	Ohio*	L	61	62
J 19	at Marshall*	W	82	78
J 22	at Kent State*	L	53	91
J 26	Northwestern	L	57	63
J 28	Northern Illinois*	W	75	65
F 2	at Akron*	L	81	89
F 6	Miami*	L	52	66
F 9	Western Michigan*	L	59	60
F 13	at Ball State*	L	63	87
F 16	Central Michigan*	W	69	57
F 20	at Toledo*	L	42	54
F 23	Marshall*	W	87	62
F 25	at Miami*	L	68	78
F 27	at Bowling Green*	L	58	73
MAC Tournament				
M 5	at Miami	L	60	71

2002-03 (5-23, 2-16)

N 22	Cornell	L	72	78
N 24	Chicago State	W	84	53
N 27	at Detroit	L	65	66
N 30	Rhode Island	W	57	48
D 4	at Bowling Green*	L	59	76
D 7	at Youngstown St.	L	48	63
D 11	Niagara	W	75	64
D 14	at Canisius	L	65	71
D 30	at Northwestern	L	62	69
J 4	at Penn State	L	60	68
J 8	Marshall*	L	63	69
J 11	at Akron*	L	71	89
J 15	Kent State*	L	68	69
J 18	at Central Michigan*	L	73	97
J 21	Ohio*	L	66	72
J 25	at Marshall*	L	77	87
F 1	at Miami*	L	55	57
F 6	Northern Illinois*	L	61	70
F 8	at Ohio*	L	49	61
F 11	Eastern Michigan*	W	90	66
F 15	Ball State*	L	68	80
F 18	at Kent State*	L	55	98
F 22	Miami*	L	35	63
F 25	Toledo*	L	59	66
M 4	at Eastern Michigan*	L	78	88
M 5	at Western Michigan*	L	66	87
M 8	Akron*	W	70	66
MAC Tournament				
M 10	at Northern Illinois	L	64	81

2003-04 (17-12, 11-7)

N 21	Canisius	L	58	60
N 25	at Rutgers	L	53	78
N 29	Penn State	L	64	67
D 3	Bowling Green*	W	82	64
D 6	Youngstown State	W	86	66
D 9	at Colgate	W	72	49
D 13	at Niagara	W	81	79
D 17	Robert Morris	W	79	66
D 22	at Fairleigh Dickinson	L	64	79
J 3	at Toledo*	L	83	88
J 7	Miami*	L	62	72
J 10	Western Michigan*	L	54	84
J 14	at Ohio*	L	76	90
J 17	at Marshall*	L	74	86
J 25	at Northern Illinois*	W	85	73
J 28	Akron*	W	89	83
F 1	at Ball State*	W	84	75
F 4	Eastern Michigan*	L	66	77
F 7	Marshall	W	77	58
F 11	at Kent State*	L	75	79
F 14	Central Michigan*	W	75	66
F 18	at Eastern Michigan*	W	83	64
ESPN Bracket Buster				
F 21	at Indiana State	W	64	51
F 25	Kent State*	W	82	66
F 28	at Miami*	W	87	73
M 3	Ohio*	W	77	49
M 6	at Akron*	W	68	60
MAC Tournament				
M 8	Northern Illinois	W	90	73
M 11	vs. Toledo	L	85	97

2004-05 (23-10, 11-7)

N 20	at Connecticut	L	68	90
N 23	Fair. Dickinson (OT)	W	87	84
N 27	Indiana State@	W	92	64
D 1	Colgate	W	74	62
D 4	Western Michigan*	L	53	70
D 7	at Elon (OT)	W	70	63
D 11	Niagara (2OT)	W	95	92
D 18	at Canisius	W	69	65
D 21	at Penn State	W	72	70
J 2	at Bowling Green*	L	88	95
J 6	at Central Michigan*	W	83	67
J 9	Toledo*	W	56	54
J 12	at Akron*	L	59	75
J 15	Miami*	W	67	56
J 19	at Kent State* (OT)	L	80	85
J 25	Northern Illinois*	W	86	80
J 27	Marshall*	W	78	65
J 29	at Eastern Michigan*	W	80	68
F 2	Ohio*	L	90	92
F 5	at Miami* (OT)	L	74	77
F 8	at Western Michigan*	W	85	79
F 12	Ball State*	W	67	58
F 15	Kent State*	W	77	66
ESPN Bracket Buster				
F 19	at Fresno State	W	52	49
F 23	at Marshall*	W	68	55
M 2	at Ohio*	L	77	90
M 5	Akron*	W	72	56
MAC Tournament				
M 7	Northern Illinois	W	73	66
M 10	vs. Toledo	W	85	72
M 11	vs. Western Michigan	W	75	68
M 12	vs. Ohio (OT)	L	79	80
National Invitation Tournament				
M 16	Drexel (OT)	W	81	76
M 19	at Saint Joseph's	L	50	55

2005-06 (19-13, 8-10)

N 18	Canisius	W	81	76
Las Vegas Holiday Shootout				
N 20	Buffalo State	W	96	61
N 22	at Boston College	L	63	92
N 25	vs. Jackson St.	W	71	65
N 26	vs. Detroit	W	66	60
N 30	Fresno State	W	85	69
D 3	at Niagara	W	68	59
D 6	at Liberty	W	66	53
D 10	Rutgers	W	62	53
D 21	Elon	W	68	67
D 30	at Delaware St.	W	56	51
J 4	Eastern Michigan*	W	78	62
J 7	at No. Illinois* (OT)	L	82	84
J 10	at Toledo*	L	70	73
J 14	Western Michigan*	W	73	62
J 18	Ball State*	W	75	64
J 21	Central Michigan*	L	61	71
J 24	at Bowling Green*	W	76	73
J 26	Ohio*	W	70	51
J 29	at Kent State*	L	52	70
F 1	at Akron*	L	61	75
F 4	Miami*	L	74	81
F 7	at Ball State*	L	60	67
F 11	at Central Michigan*	W	73	59
F 15	Kent State* (2OT)	L	107	111
ESPN Bracket Buster				
F 18	at Iona	L	75	93
F 22	at Ohio*	L	72	85
F 26	Bowling Green*	W	81	67
M 1	Akron*	W	83	71
M 4	at Miami*	L	65	74
MAC Tournament				
M 6	Ball State	W	80	72
M 9	vs. Kent State	L	67	76

2006-07 (12-19, 4-12)

N 10	at Canisius	W	72	69
N 13	at South Florida	L	66	71
America's Youth Classic				
N 17	vs. Cleveland St.	W	77	73
N 18	vs. Miami (FL)	W	60	57
N 19	at Evansville	L	44	74
N 21	Iona	W	65	54
N 27	at Temple	W	64	62
D 2	Niagara	W	74	62
D 6	at Tulane	L	63	80
D 9	#2 Pittsburgh	L	67	70
D 18	Liberty	W	72	66
D 21	Delaware St.	L	62	65
D 23	Siena	W	69	64
J 7	at Bowling Green*	L	73	74
J 10	Kent State*	L	56	69
J 14	Miami (OH)*	W	68	51
J 18	at Ohio*	L	51	67
J 21	at Akron*	L	59	66
J 24	Toledo*	L	62	78
J 28	at Eastern Michigan*	L	76	89
J 31	at Western Michigan*	L	64	85
F 3	Northern Illinois*	W	80	74
F 7	at Ball State*	L	73	79
F 10	Central Michigan*	L	56	59
F 13	Bowling Green* (OT)	W	98	90
O'Reilly ESPNU Bracket Buster				
F 17	Detroit (OT)	L	84	92
F 21	at Kent State*	L	64	68
F 24	at Miami (OH)*	L	68	80
M 1	Akron*	L	69	87
M 4	Ohio*	W	84	65
MAC Tournament				
M 7	vs. Central Michigan	L	74	80

2007-08 (10-20, 3-13)

2K Sports College Hoops Classic				
N 7	vs. Ohio Valley	W	89	82
N 8	at Connecticut	L	57	82
N 13	South Florida	W	76	69
N 20	at Niagara	L	63	80
N 23	at #17 Pittsburgh	L	45	92
N 27	Canisius	W	68	59
N 29	Tulane	W	65	51
D 1	Evansville	W	81	60
D 5	at FIU	L	63	76
State Farm Sun Bowl Classic				
D 21	vs. Wyoming	L	63	66
D 22	vs. USC Upstate	W	80	66
D 29	at UNC Asheville (OT)	L	90	101
J 6	at Kent State*	L	63	68
J 12	Akron*	L	68	76
J 17	at Bowling Green*	L	70	83
J 20	at Miami (OH)*	L	57	64
J 23	Ohio*	L	59	68
J 26	at Toledo*	L	63	76
J 29	W. Michigan* (2OT)	L	90	100
F 2	at C. Michigan* (2OT)	L	96	100
F 5	at No. Illinois*	W	89	81
F 10	E. Michigan*	W	68	64
F 13	Ball State*	L	67	76
F 16	Miami (OH)*	L	55	64
F 19	Kent State*	L	66	76
O'Reilly ESPNU Bracket Buster				
F 23	Youngstown St.	W	95	82
M 1	at Akron*	L	56	76
M 4	Bowling Green*	W	96	50
M 9	at Ohio*	L	80	94
MAC Tournament				
M 12	vs. Miami (OH)	L	68	69

2008-09 (21-12, 11-5)

N 15	at Youngstown St.	W	70	62
N 18	at Canisius	W	69	64
N 22	at Evansville	L	49	64
N 25	Niagara	L	61	65
N 29	Temple	W	83	73
D 4	#2 Connecticut	L	64	68
D 6	Fla. International	W	70	56
D 20	UNC Asheville	W	71	52
D 23	at Siena	L	60	71
Rainbow Classic				
D 28	vs. Pepperdine (OT)	W	72	71
D 29	vs. Colorado	W	62	60
D 30	vs. Colorado St.	W	67	53
J 10	at Bowling Green*	L	82	86
J 13	at Akron*	W	63	61
J 17	Ohio*	W	70	66
J 21	Kent State*	W	64	53
J 24	at Miami (OH)*	W	76	64
J 27	at W. Michigan*	W	74	71
J 31	Toledo*	W	56	43
F 3	C. Michigan*	W	56	55
F 7	No. Illinois*	W	68	46
F 12	at E. Michigan*	W	58	49
F 15	at Ball State*	L	51	53
F 18	Bowling Green*	L	48	59
ESPNU Bracket Buster				
F 21	at Vermont	L	70	78
F 26	Akron*	L	57	62
M 1	at Ohio*	W	68	66
M 5	at Kent St.*(OT)	L	71	77
M 8	Miami (OH)* (OT)	W	70	67
MAC Tournament				
M 12	vs. Kent State	W	65	62
M 13	vs. Ball State	W	64	52
M 14	vs. Akron	L	53	65
College Basketball Invitational				
M 18	at Wichita St.	L	73	84

2009-10 (18-12, 9-7)

N 15	Vermont	L	57	58
N 19	at Navy	W	63	53
N 21	at Towson (OT)	W	78	69
N 24	Canisius	L	71	73
D 3	Army	W	74	67
D 5	at #4 Purdue	L	65	101
D 9	at Niagara	W	86	80
D 12	Buffalo State	W	93	65
D 22	at Green Bay	W	71	65
UCF Holiday Classic				
D 29	vs. Jacksonville	L	73	83
D 30	vs. Liberty	W	81	64
J 9	Miami (OH)*	W	73	55
J 14	at Bowling Green*	W	68	65
J 17	Akron*	W	78	65
J 20	at Kent State*	L	54	89
J 23	at Ohio*	L	77	99
J 28	Ball State*	L	69	75
J 30	at No. Illinois*	W	95	83
F 1	W. Michigan	L	70	85
F 4	at C. Michigan*	L	82	88
F 6	at Toledo*	W	65	59
F 10	E. Michigan*	W	84	67
F 13	Kent State*	W	70	55
F 17	Bowling Green*	W	64	51
ESPNU Bracket Buster				
F 20	at St. Peter's (OT)	W	77	75
F 24	at Akron*	L	67	77
F 27	Ohio*	W	72	69
M 4	at Miami (OH)*	L	62	73
MAC Tournament				
M 7	Toledo	W	72	54
M 11	vs. Miami (OH)	L	59	73

2010-11 (20-14, 8-8)

N 13	Navy	W	88	46
N 16	at Youngstown St.	L	53	64
N 20	Towson	W	87	76
N 23	at Canisius	W	81	64
N 27	at Indiana St.	L	54	58
D 1	at Army	W	56	54
D 4	at St. Bonaventure	L	74	76
D 8	Niagara	W	82	64
D 11	Green Bay	W	78	64
D 18	Houghton	W	79	47
D 30	#16 BYU	L	82	90
J 3	at Cornell	W	78	66
J 8	Bowling Green* (2OT)	L	71	74
J 13	at Miami (OH)*	L	67	70
J 16	Akron*	W	73	70
J 19	Kent State*	W	79	54
J 22	at Ohio*	W	73	68
J 25	at W. Michigan*	W	79	68
J 29	No. Illinois*	W	63	52
F 3	Toledo*	W	81	58
F 5	at Ball State*	L	71	72
F 8	C. Michigan*	W	72	43
F 12	at E. Michigan*	L	65	78
F 15	Ohio*	L	69	76
ESPNU Bracket Buster				
F 19	Milwaukee	W	80	65
F 24	at Kent State*	L	69	72
F 26	at Akron*	L	60	69
M 2	Miami (OH)*	W	59	49
M 5	at Bowling Green*	L	63	73
MAC Tournament				
M 8	C. Michigan	W	64	50
M 10	vs. Kent State	L	62	73
CollegeInsider.com Tournament				
M 14	at Quinnipiac	W	75	68
M 19	at W. Michigan	W	49	48
M 22	at Iona	L	63	78

2011-12 (20-11, 12-4)

N 11	St. Peter's	W	72	65
N 16	Cornell	W	68	59
N 19	at Princeton	L	53	61
N 22	Canisius	W	94	59
N 30	at Dayton	W	84	55
D 3	St. Bonaventure	L	60	66
D 7	at Niagara	W	82	74
D 10	Youngstown St.	W	80	72
D 20	at BYU	L	78	93
D 28	at Temple (OT)	L	85	87
J 4	Buffalo State	W	111	59
J 7	Kent State*	W	66	65
J 11	at Ohio*	L	52	60
J 14	at Miami (OH)*	L	51	52
J 18	Akron*	W	82	70
J 21	at Bowling Green*	W	68	66
J 24	East. Michigan*	W	65	47
J 28	at N. Illinois*	W	74	59
F 1	Ball State*	W	73	57
F 4	at Toledo*	W	72	65
F 8	at C. Michigan*	W	66	62
F 11	W. Michigan*	W	59	57
F 14	at Kent State*	L	71	76
ESPNU Bracket Buster				
F 18	at S. Dakota St.	L	65	86
F 22	Ohio*	L	77	88
F 25	Miami (OH)*	W	84	74
F 29	at Akron*	W	74	70
M 3	Bowling Green*	W	68	64
MAC Tournament				
M 9	Ohio	L	74	77
CollegeInsider.com Tournament				
M 14	at American	W	78	61
M 17	at Oakland	L	76	84

YEAR-BY-YEAR RECORDS

2012-13 (14-20, 7-9)

N 10	Princeton	L	53	57
NABC Coaches vs. Cancer Classic				
N 13	at Florida St.	L	68	95
N 15	at Evansville	W	56	50
N 16	vs. Western Ill.	L	58	67
N 17	vs. Yale	L	59	63
N 20	at Canisius	L	64	71
N 24	Mansfield	W	76	57
N 28	Temple	L	39	54
D 1	at St. Bonaventure	L	79	82
D 5	at Milwaukee	W	72	52
D 8	Niagara	W	77	67
D 21	at Washington St.	L	54	65
D 28	Notre Dame (OH)	W	84	64
J 2	at Tulsa	L	57	63
J 9	at Ohio*	L	68	86
J 12	Miami (OH)*	L	57	58
J 16	Kent State*	L	68	80
J 19	Bowling Green*	W	68	65
J 23	at Ball State*	W	66	63
J 26	at Akron*	L	64	68
J 30	Central Michigan*	W	91	73
F 2	at Western Michigan*	L	60	71
F 6	at Eastern Michigan*	L	46	65
F 9	Northern Illinois*	W	59	54
F 13	Toledo*	W	75	60
F 16	at Miami (OH)*	W	79	71
Ramada Worldwide Bracketbuster				
F 23	Manhattan	L	64	65
F 27	at Kent State* (OT)	L	81	83
M 2	Akron*	W	81	67
M 5	Ohio*	L	69	72
M 8	at Bowling Green*	L	65	76
MAC Tournament				
M 11	Central Michigan (OT)	W	74	72
M 13	vs. Ball State	W	76	61
M 14	vs. Kent State	L	68	70

2013-14 (19-10, 13-5)

N 8	at Texas A&M	L	58	82
N 13	at Niagara	L	81	92
N 16	W. Va. Wesleyan	W	80	60
N 26	Robert Morris	W	81	66
N 30	Delaware St.	W	65	55
D 7	St. Bonaventure	W	78	73
D 11	vs. Canisius	L	55	69
D 21	vs. Manhattan (OT)	L	81	83
D 23	Binghamton	W	87	57
D 29	at Drexel	W	55	52
J 8	Northern Illinois*	W	67	46
J 11	Eastern Michigan*	W	76	66
J 15	at Toledo*	L	65	67
J 18	Kent State*	W	71	60
J 23	at Ball State*	L	68	71
J 25	at Northern Illinois*	W	75	67
J 29	Western Michigan*	W	84	63
F 2	at Bowling Green*	L	68	74
F 5	Ball State*	W	69	48
F 8	at Central Michigan*	W	79	70
F 12	at Miami (OH)*	W	75	62
F 15	Ohio*	L	70	73
F 19	Akron*	W	96	90
F 22	at Kent State*	W	78	69
F 26	at Ohio*	W	69	64
M 1	Miami (OH)*	W	78	55
M 4	at Akron*	L	71	83
M 8	Bowling Green*	W	88	65
MAC Tournament				
M 13	vs. Eastern Michigan	L	64	69

2014-15 (23-10, 12-6)

N14	South Dakota St.	W	69	67
N16	at Kentucky	L	52	71
N18	at Texas-Arlington	W	74	68
N24	at Grand Canyon	W	80	64
N29	at Canisius	W	72	57
D3	at St. Bonaventure	L	63	72
D7	at Robert Morris	W	74	59
D16	Drexel	W	80	70
D19	Niagara	W	88	62
D28	at Wisconsin	L	56	68
D30	Binghamton	W	76	50
J3	Cornell	W	92	73
J7	at Miami (OH)*	W	79	72
J10	at Western Michigan*	L	68	78
J14	Northern Illinois*	W	82	63
J17	Miami (OH)*	W	77	68
J21	at Central Michigan*	L	73	84
J24	at Ohio*	L	61	63
J27	Western Michigan*	W	77	71
J30	Kent State*	W	88	55
F4	at Ball State*	W	82	78
F7	at Akron*	L	72	75
F10	Toledo*	L	88	92
F14	Central Michigan*	L	74	75
F18	at Eastern Michigan*	W	78	63
F21	at Bowling Green*	W	68	56
F24	Akron*	W	67	62
F28	at Kent State*	W	71	65
M3	Ohio*	W	93	66
M6	Bowling Green*	W	77	75
MAC Tournament				
M13	vs. Akron	W	68	59
M14	vs. Central Michigan	W	89	84
NCAA Tournament (Columbus, OH)				
M20	vs. West Virginia	L	62	68

2015-16 (20-15, 10-8)

N13	Pitt-Bradford	W	109	49
N16	at Old Dominion	L	58	77
N18	at St. Joseph's	L	67	89
Hall of Fame Tipoff Classic				
N21	vs. North Carolina A&T	W	86	68
N22	vs. Vermont	W	77	71
N28	Canisius (OT)	W	98	96
D2	St. Bonaventure	L	58	60
D5	at Duke	L	59	82
D7	at Iowa St.	L	63	84
D12	Binghamton	W	80	64
D19	Montana St.	W	80	73
D22	at VCU	L	69	90
D29	Delaware	W	99	79
J5	Akron*	L	71	75
J8	at Kent State*	W	76	67
J12	at Eastern Michigan*	L	70	80
J16	Central Michigan*	W	74	61
J19	at Miami (OH)*	W	77	60
J23	at Western Michigan*	L	71	91
J26	Ball State*	W	76	64
J30	at Toledo*	W	73	68
F2	at Northern Illinois*	W	90	78
F6	Eastern Michigan*	W	80	70
F9	Toledo*	L	69	71
F12	Ohio*	L	75	94
F16	at Akron*	L	70	80
F20	Bowling Green*	W	88	74
F23	Kent State*	W	87	70
F27	at Ohio* (OT)	L	96	103
M1	Miami (OH)*	L	59	67
M4	at Bowling Green*	W	87	83
MAC Tournament				
M10	vs. Miami (OH)	W	94	81
M11	vs. Ohio	W	88	74
M12	vs. Akron	W	64	61
NCAA Tournament (Providence, RI)				
M17	*vs. Miami (FL)*	*L*	*72*	*79*

2016-17 (17-15, 11-7)

N11	at Niagara	W	76	66
N14	at Xavier	L	53	86
N17	Nazareth	W	85	38
Great Alaska Shootout				
N23	at UA-Anchorage	W	85	79
N25	vs. Nevada	L	62	67
N26	vs. Weber St.	W	74	72
N29	at Creighton	L	72	93
D3	at St. Bonaventure	L	84	90
D7	at Pitt	L	79	84
D10	Coppin St.	W	87	52
D17	Canisius (OT)	L	87	94
D21	at Robert Morris	L	71	74
D30	Maine	W	79	60
J3	at Toledo*	L	54	86
J7	at Eastern Michigan*	W	77	68
J10	Ohio*	L	72	74
J14	Ball State*	L	77	92
J17	at Kent State*	W	82	69
J21	Western Michigan*	W	66	54
J24	at Miami (OH)*	L	74	75
J28	at Akron*	L	90	91
J31	Central Michigan*	W	101	91
F3	at Ball State*	W	96	69
F7	Northern Illinois*	W	65	45
F11	at Bowling Green*	W	88	74
F14	at Central Michigan*	W	99	93
F18	Miami (OH)*	W	71	58
F21	Kent State*	L	69	77
F24	Akron*	L	83	89
F28	at Ohio*	W	83	79
M3	Bowling Green*	W	80	68
MAC Tournament				
M9	vs. Kent State	L	65	68

2017-18 (27-9, 15-3)

N11	Canisius	W	80	75
N15	Jacksonville St.	W	81	76
Cayman Islands Classic				
N20	vs. Cincinnati	L	67	73
N21	vs. UAB (OT)	W	96	91
N22	vs. South Dakota St.	L	80	94
N29	at Niagara	W	106	87
D2	St. Bonaventure	L	62	73
D6	at Delaware	W	75	72
D9	Central Penn	W	88	54
D16	Robert Morris	W	86	70
D19	at Syracuse	L	74	81
D21	at Texas A&M	L	73	89
D28	NJIT (OT)	W	86	81
J2	Toledo*	W	104	94
J6	at Ball State*	W	83	63
J9	at Akron*	W	87	65
J13	Miami (OH)*	W	82	66
J16	Northern Illinois*	W	95	67
J19	at Western Michigan*	W	84	74
J23	Eastern Michigan*	W	83	69
J26	at Ohio*	W	73	66
J30	at Kent State*	L	79	82
F2	Western Michigan*	W	92	86
F6	at Central Michigan*	W	88	82
F10	at Northern Illinois* (OT)	L	88	90
F13	Kent State*	W	84	72
F16	Bowling Green*	W	95	82
F20	at Miami (OH)*	L	81	84
F24	Ohio*	W	108	82
F27	Akron*	W	80	68
M3	at Bowling Green*	W	100	70
MAC Tournament				
M8	vs. Central Michigan	W	89	74
M9	vs. Kent State	W	78	61
M10	vs. Toledo	W	76	66
NCAA Tournament (Boise, ID)				
M15	vs. Arizona	W	89	68
M17	vs. Kentucky	L	75	95

* Denotes conference games
- 1994-95 to 1998-98
Mid-Continent Conference
- 1998-99 to present
Mid-American Conference

2018-19 (32-4, 16-2)

N6	St. Francis (PA)	W	82	67
N9	at West Virginia (OT)	W	99	94
N12	at Southern Ill.	W	62	53
N21	Dartmouth	W	110	71
N24	Marist	W	76	49
at Belfast Classic				
N30	vs. Milwaukee	W	96	77
D1	vs. San Francisco	W	85	81
D5	Le Moyne	W	89	55
D8	at St. Bonaventure	W	80	62
D15	Southern Ill.	W	73	65
D18	at Syracuse	W	71	59
D21	at Marquette	L	85	103
D29	at Canisius	W	87	72
J4	at Eastern Michigan*	W	74	58
J8	Toledo*	W	110	80
J12	Miami (OH)*	W	88	64
J15	at Western Michigan*	W	88	79
J18	Eastern Michigan*	W	77	65
J22	at Northern Illinois*	L	75	77
J25	at Kent State*	W	88	79
J29	Ball State*	W	83	59
F2	at Bowling Green*	L	88	92
F9	Central Michigan*	W	90	76
F12	at Akron*	W	76	70
F15	at Toledo*	W	88	82
F19	Ohio*	W	114	67
F23	Kent State*	W	80	57
F26	Akron*	W	77	64
M1	at Miami (OH)*	W	77	69
M5	at Ohio*	W	82	79
M8	Bowling Green*	W	84	73
MAC Tournament				
M14	vs. Akron	W	82	46
M15	vs. Central Michigan	W	85	81
M16	vs. Bowling Green	W	87	73
NCAA Tournament (Tulsa, OK)				
M22	vs. Arizona St.	W	91	74
M24	vs. Texas Tech	L	58	78

2019-20 (20-12, 11-7)

N8	Dartmouth	L	63	68
N11	Nazareth	W	109	72
James Naismith Classic				
N16	vs. Harvard	W	88	76
Charleston Classic				
N21	vs. UConn	L	68	79
N22	vs. Towson	W	76	73
N24	vs. Missouri St.	W	75	74
N30	vs. William & Mary	W	88	77
D3	at Vanderbilt	L	76	90
D8	at DePaul	W	74	69
D14	Army-West Point	L	76	89
D18	Canisius	W	82	73
D21	Niagara	W	92	72
D30	St. Bonaventure	W	84	79
J4	Northern Illinois*	L	72	73
J7	at Ball State*	L	68	88
J10	at Miami (OH)*	W	83	78
J14	Ohio*	W	76	73
J18	at Central Michigan*	W	86	67
J21	Western Michigan*	W	90	79
J24	Kent State*	L	66	70
J28	at Akron*	W	77	74
J31	Bowling Green*	L	77	78
F4	at Eastern Michigan*	L	62	66
F7	Central Michigan*	W	65	60
F14	at Toledo*	W	83	67
F18	Ball State*	W	72	59
F21	at Kent State* (2OT)	W	104	98
F25	at Ohio*	L	69	80
F29	Akron*	L	73	86
M3	Miami (OH)*	W	75	69
M6	at Bowling Green*	W	88	84
MAC Tournament				
M9	*Miami (OH)*	*L*	*79*	*85*

* Denotes conference games
- 1994-95 to 1998-98
Mid-Continent Conference
- 1998-99 to present
Mid-American Conference

ALL-TIME SERIES RECORDS

A

Adelphi	4-3
Akron	32-34
Alaska-Anchorage	1-0
Albany	20-9
Alcorn State	1-0
Alfred	45-20
Alleghany	7-2
Alliance	1-0
Alumni	2-1
American	2-3
American International	1-0
Arizona	1-0
Arizona State	1-0
Arkansas State	1-0
Armstrong State	0-2
Army	5-5
Assumption	3-1
Atlanta Christian	1-0
Auburn	0-1

B

Baldwin-Wallace	2-2
Ball State	17-16
Baltimore	2-0
Barry	1-0
Bel. Abbey	1-0
Bentley	0-1
Bethany	0-1
Binghamton	6-1
Boston College	0-4
Boston University	2-2
Bowling Green	21-20
Brandeis	0-1
Bridgewater	0-1
Brigham Young	0-2
Brockport State	38-9
Brooklyn	2-3
Brown	1-1
Bucknell	7-0
Buffalo Normal	2-0
Buffalo State	45-27

C

Cal Poly	0-1
Cal State Bakersfield	0-1
Cal State LA	1-0
Cal State Northridge	0-2
UC Santa Barbara	1-0
Canisius	20-28
Capital	1-0
Carnegie Tech	5-4
Case	4-4
Catholic	2-3
CCNY	1-1
Central Connecticut State	7-7
Central Florida	1-1
Central Michigan	24-14
Central Penn	1-0
Centre	1-0
Chaminade	1-0
Charlotte	0-2
Cheyney State	1-0
Chicago State	12-0
Cincinnati	0-2
Clarion	0-1
Clark	0-1
Clarkson	17-10
Clemson	0-1
Cleveland State	2-5
Colby	2-1
Colgate	16-39
Colorado	1-1
Colorado State	1-0
Connecticut	1-8
Coppin State	1-1
Cornell	16-27
Cortland State	13-7
Creighton	0-2

D

Daemen	5-1
Dartmouth	1-3
Davis-Elkins	0-1
Dayton	1-0
Delaware	3-1
Delaware State	3-2
DePaul	1-0
DePauw	0-1
Detroit	4-10
Detroit Tech.	1-0
Dickinson	1-0
District of Columbia	1-1
Dowling	0-1
Drexel	3-0
Duke	0-1
Duquesne	1-4

E

Eastern Illinois	2-5
East Stroudsburg.	1-1
Eastern Michigan	17-11
Ellwoods	1-0
Elmira	6-2
Elon	2-1
Embry-Riddle	1-0

F

Fairfield	0-4
Fairleigh Dickinson	2-8
Florida Atlantic	0-1
Florida International	1-1
Florida Tech	1-0
Florida Southern	0-2
Florida State	0-1
Fort Niagara	2-1
Fredonia State	21-4
Fresno State	2-0

G

Gannon	8-16
Geneseo State	17-4
Geneva	1-1
Georgetown	1-0
Georgia	0-2
Georgia Southern	2-0
Georgia State	2-0
Grand Canyon	1-0
Great Lakes	0-1
Grove City	5-2
Guelph	2-0

H

Hamilton	9-4
Hartford	0-1
Hartwick	2-9
Harvard	1-0
Hawaii	1-0
Hawaii-Hilo	1-0
Heidelberg	0-2
Hobart	50-20
Hofstra	2-3
Holy Cross	0-1
Houghton	0-3
Howard	0-2

I

Illinois State	1-1
Indiana	0-1
Indiana State	2-2
Indiana (PA)	1-2
Iona	4-4
Iowa State	0-2
Ithaca	13-3

J

Jackson State	1-0
Jacksonville	1-3
Jacksonville State	1-0
Jersey City State	2-0

K

Kent State	20-33
Kentucky	0-2
Kentucky Wesleyan	0-1
Kutztown	1-0

L

Lafayette	5-6
Lawrence Tech	1-0
Lehigh	1-2
LeMoyne	14-11
Liberty	3-0
Long Island	3-2
Longwood	0-1
Loyola Marymount	0-2

M

Maine	1-4
Manhattan	2-2
Manhattanville	1-0
Mansfield	4-4
Marietta	0-2
Marist	2-3
Marquette	0-1
Marshall	5-10
Maryland	0-4
Maryland-Baltimore Co.	0-4
Massachusetts	0-1
McMaster	12-1
McMurray	1-0
Mechanics	3-0
Mercy	2-0
Mercyhurst	9-2
Merrimack	2-0
Mexico	1-0
Miami (FL)	1-3
Miami (OH)	22-26
Michigan	0-2
Michigan State	0-3
Milwaukee	5-0
Mississippi College	2-0
Mississippi Valley State	1-0
Missouri	0-1
Missouri-Kansas City	4-4
Missouri State	1-0
Monmouth	0-1
Montana State	1-0
Morgan State	1-0
Muskingum	1-1

N

Navy	3-1
Nazareth	2-2
Nevada	0-1
New Hampshire	2-1
Niagara	34-56
North Carolina	0-3
North Carolina A&T	1-0
NC Asheville	1-1
NC Greensboro	3-1
NJIT	1-0
North Texas	0-1
Northeastern	0-3
Northeastern Illinois	7-3
Northern Illinois	20-16
Northern Iowa	0-1
Northwestern	0-3
Notre Dame (OH)	1-0

O

Oakland	0-1
Oberlin	6-5
Oglethorpe	1-0
Ohio	17-32
Ohio Northern	2-0
Ohio Valley	1-0
Ohio Wesleyan	1-2
Old Dominion	0-3
Oneonta	1-1
Ontario	5-1
Oral Roberts	1-1
Oswego State	15-7

P

Pace	3-6
Pennsylvania	0-1
Penn State	2-6
Penn State-Behrend	4-2
Pepperdine	1-0
Philadelphia Textile	2-11
Pittsburgh-Bradford	2-3
Pittsburgh-Johnstown	1-0
Pittsburgh	1-9
Plattsburgh State	2-1
Point Park	1-1
Potsdam State	3-5
Princeton	1-2
Puerto Rico	1-0
Purdue	0-1

Q

Queens	2-0
Quinnipiac	1-0

R

R.P. I.	10-6
Randolph Macon	1-0
Rhode Island	1-1
Rider	1-3
Robert Morris	4-1
Roberts Wesleyan	2-0
Rochester	40-34
RIT	2-2
Rochester Optics	2-0
Rutgers	3-3

S

Saginaw Valley State	1-0
Saint Joseph's	0-2
Samford	2-0
Sampson	3-1
San Francisco	1-0
San Francisco State	1-1
Scranton	1-0
Seton Hall	0-1
Shepherd	1-2
Siena	3-7
South Carolina State	0-1
South Carolina Upstate	1-0
South Dakota State	1-2
South Florida	1-3
Southampton	1-0
Southern Illinois	2-0
Southern Mississippi	0-1
SMU	0-1
Southern Utah	2-0
SW Louisiana	0-1
Springfield	1-1
St. Anselm	1-1
St. Bonaventure	6-9
St. Francis (NY)	0-2
St. Francis (PA)	3-6
St. John Fisher	2-0
St. Lawrence	11-16
St. Michael's	0-4
St. Peter's	3-0
St. Rose	1-1
Staten Island	1-1
Stetson	0-3
Steubenville	1-1
Stony Brook	6-0
Susquehanna	1-0
Syracuse	6-28

T

Temple	2-5
Tennessee	0-2
Tennessee-Chattanooga	1-0
Texas A&M	0-2
Texas Tech	0-1
Texas-Arlington	1-0
Texas-Southern	1-0
Thiel	3-0
Toledo	13-15
Toronto	38-6
Towson	3-3
Troy State	3-4
Tufts	1-0
Tulane	1-2
Tulsa	0-2

U

UAB	1-0
Union	2-4

V

Valparaiso	2-9
Vanderbilt	0-1
Vermont	1-3
Villanova	1-4
Virginia Commonwealth	0-5

W

Wabash	0-2
Wagner	0-2
Wake Forest	0-2
Walter Reed	0-1
Washington & Jefferson	2-4
Washington State	0-3
Wayne State	8-4
Wayne University	0-3
Weber State	1-0
West Virginia	2-2
West Virginia Wesleyan	2-1
Western Illinois	6-6
Western Michigan	15-13
Western Ontario	10-3
Western Reserve	10-3
Westminster	3-0
Wichita State	0-2
Wilkes	1-0
William & Mary	1-0
Williams	4-0
Windsor	3-1
Wisconsin	0-1
Wisconsin-Green Bay	2-0
Wooster	2-1
Wright State	0-1
Wyoming	0-1

X

Xavier	0-1

Y

Yale	1-5
York	1-0
Youngstown State	13-14

RECORDS VS. CONFERENCES

America East

Albany	20-9
Binghamton	6-1
Hartford	0-1
Maine	1-4
New Hampshire	1-1
UMBC	0-4
Stony Brook	6-0
Vermont	1-3
Total	35-23

American Athletic Conference

Central Florida	1-1
Cincinnati	0-2
Connecticut	1-8
South Florida	1-3
Temple	2-5
Tulane	1-2
Tulsa	0-2
SMU	0-1
Total	6-24

Atlantic 10

Dayton	1-0
Duquesne	1-4
Massachusetts	0-1
Rhode Island	1-1
Saint Joseph's	0-2
St. Bonaventure	7-8
Virginia Commonwealth	0-5
Total	10-21

Atlantic Coast

Boston College	0-4
Clemson	0-1
Duke	0-1
Florida State	0-1
Miami (FL)	1-3
North Carolina	0-3
Pittsburgh	1-9
Syracuse	6-28
Wake Forest	0-2
Total	8-52

Atlantic Sun

Jacksonville	1-3
NJIT	1-0
Samford	2-0
Stetson	0-3
USC Upstate	1-0
Total	5-6

Big Sky

Montana St.	1-0
Southern Utah	2-0
Weber State	1-0
Total	4-0

Big South

Liberty	3-0
Longwood	0-1
UNC Asheville	1-1
Total	4-2

Big Ten

Indiana	0-1
Maryland	0-4
Michigan	0-2
Michigan State	0-3
Northwestern	0-3
Penn State	2-6
Purdue	0-1
Rutgers	3-3
Wisconsin	0-1
Total	5-24

Big 12

Iowa State	0-2
Texas Tech	0-1
West Virginia	2-2
Total	2-5

Big East

Creighton	1-1
DePaul	1-0
Georgetown	1-0
Marquette	0-1
Seton Hall	0-1
Villanova	1-4
Xavier	0-1
Total	4-7

Big West

Cal Poly	0-1
Cal State Northridge	0-2
Hawaii	1-0
UC Santa Barbara	1-0
Total	2-3

Colonial

Delaware	3-1
Drexel	3-0
Elon	2-1
Hofstra	2-3
Northeastern	0-3
Towson	3-3
William & Mary	1-0
Total	14-11

Conference USA

Florida Atlantic	0-1
Florida International	1-1
UNC-Charlotte	0-2
Marshall	5-10
North Texas	0-1
Old Dominion	0-3
Southern Mississippi	0-1
UAB	1-0
Total	7-19

Horizon League

Cleveland State	2-5
Detroit	4-10
Oakland	0-1
Valparaiso	2-9
Wisconsin-Green Bay	2-0
Wisconsin-Milwaukee	6-0
Wright State	0-1
Youngstown State	13-14
Total	29-40

Ivy

Brown	1-1
Cornell	16-27
Dartmouth	2-2
Harvard	1-0
Pennsylvania	0-1
Princeton	1-2
Yale	1-5
Total	22-38

Mid-Eastern Athletic

Coppin State	1-1
Delaware State	3-2
Howard	0-2
Morgan State	1-0
North Carolina A&T	1-0
South Carolina State	0-1
Total	6-6

Metro Atlantic Athletic

Canisius	20-29
Fairfield	0-4
Iona	4-4
Manhattan	2-2
Marist	2-3
Monmouth	0-1
Niagara	34-56
Quinnipiac	1-0
Rider	1-3
Siena	4-6
St. Peter's	3-0
Total	71-108

Mid-American

Akron	32-34
Ball State	17-16
Bowling Green	21-20
Central Michigan	24-14
Eastern Michigan	17-11
Kent State	20-33
Miami (OH)	22-26
Northern Illinois	20-16
Ohio	17-32
Toledo	13-15
Western Michigan	15-13
Total	218-230

Missouri Valley

Evansville	3-2
Illinois State	1-1
Indiana State	2-2
Missouri St.	1-0
Northern Iowa	0-1
Southern Illinois	2-0
Wichita State	0-2
Total	9-8

Mountain West

Colorado State	1-0
Fresno State	2-0
Nevada	0-1
Wyoming	0-1
Total	3-2

Northeast

Central Connecticut State	7-7
Fairleigh Dickinson	2-8
Long Island	3-2
Robert Morris	4-1
St. Francis (NY)	0-2
St. Francis (PA)	3-6
Wagner	0-2
Total	19-28

Ohio Valley

Eastern Illinois	2-5
Jacksonville State	1-0
Total	3-5

Pac-12

Arizona	1-0
Arizona State	1-0
Colorado	1-1
Washington State	0-3
Total	2-4

Patriot

American	2-3
Army	5-5
Boston University	2-2
Bucknell	7-0
Colgate	16-39
Holy Cross	0-1
Lafayette	5-6
Lehigh	1-2
Navy	3-1
Total	41-59

Southeastern

Auburn	0-1
Georgia	0-2
Kentucky	0-2
Missouri	0-1
Tennessee	0-2
Texas A&M	0-2
Vanderbilt	0-1
Total	0-11

Southern

UNC-Greensboro	3-1
UT-Chattanooga	1-0
Total	4-1

Southland

SW Louisiana	0-1
Total	0-1

Southwestern Athletic

Alcorn State	1-0
Jackson State	1-0
Mississippi Valley State	1-0
Texas Southern	1-0
Total	4-0

Summit League

Oral Roberts	1-1
South Dakota State	1-2
Western Illinois	6-6
Total	8-9

Sun Belt

Arkansas State	1-0
Georgia Southern	2-0
Georgia State	2-0
Texas-Arlington	1-0
Troy State	3-4
Total	9-4

Western Athletic

Cal St. Bakersfield	0-1
Chicago State	12-0
Grand Canyon	1-0
UMKC	4-4
Total	17-5

West Coast

Brigham Young	0-2
Loyola Marymount	0-2
Pepperdine	1-0
San Francisco	1-0
Total	2-4

Non-Division I

Division II	94-99
Division III	429-240
NAIA	11-6

Jason Bird

Louis Campbell


Gary Domzalski

Greg Gamble

Daniel Gilbert



Robert Harris

A

Richard Aaron 56-56
David Acree 79-81
Brian Addison 07-08
Gabe Agorioge 17-18
Nikolai Alexeev 97-00
Zaid Alkhas 97-98
Joseph Alper 45-47
Eric Altstadter 78-81
Jawaan Alston 07-11
Nichols Amigone 39-40
Carl Anderson 35-36
Edwin Anderson 54-55
Jamie Anderson 94-96
Brian Andre 03-05
William Annable 50-51, 54-56
Jack Anthony 52-53
Andrew Atman 03-08
George Austin 45-46

B

Joe Babinski 54-55
Jeffery Baker 74-75
Harold Baldauf 37-38
David Baldwin 62-63
Carman Ball 35-36
Henry Banas 46-47
Todd Banaszak 87-88
Myron Banks 93-95
G. Bannerman 62-63
Rich Barbera 67-68
Dave Barnett 08-12
Bill Barth 63-66
Bill Barto 63-65
Norb Baschnagel 62-65
Ron Bator 66-67
Samuel Battaglia 59-60
Turner Battle 01-05
Ken Bazinet 65-67
Dan Bazzani 62-65
Lamonte Bearden 14-16
Carman Bell 35-36
Dave Bell 85-86
William Bender 39-40
Ernie Benoit 53-55
Stanley Benton 80-81
Mike Benzow 82-83
Erik Berg 83-84, 87-88
Doug Bernard 65-68
Brock Bertram 16-
Calvin Betts 06-10
Wayne Betts 67-68
Jim Bevilacqua 63-66
William Bilowus 61-65
Jason Bird 01-05
Jamon Bivens 19-20
Curtis Blackmore 70-73
John Blalock 91-92
Chester Bogdon 47-48
Bruce Bonaparte 77-78
Henry Boron 45-46
Mark Bortz 01-05
Max Boudreau 06-10
Nate Bouie 77-80
John Boyer 06-10
Paul Brady 47-48
Larry Brassel 64-65
Horace Brawley 72-74
Roman Brkieski 64-65
Freddie Brookins 75-79
Dave Bromley 73-74
Chris Brown 90-91
Everett Brown 39-43
Kelvin Brown 92-93
Robert Brown 00-02
Vince Brown 83-85
Richard Browning 35-36
Gregory Bruce 71-72
Rodney Bruton 84-86
Gordon Bukaty 69-70
Arthur Burke 45-47
Tom Burrows 86-87
Melroy Butler 81-82

C

Calvin Cage 02-06
Gabe Cagwin 00-02
Louis Campbell 98-02
Will Campbell 98-99
Charles Carlson 35-38
Dontay Caruthers 16-19
John Cavanaugh 65-67
Ryan Chaffe 99-00
Jack Chalmers 48-51
Devon Chambers 92-93
Adam Chmielowski 40-41
Art Cholewiniski 55-57
Wes Clark 17-18
George Cleary 80-83
Paul Cleary 37-38
Matt Clemens 95-98
David Clement 40-41
Mike Clifford 09-11
Herman Cohen 37-41
Giulio Colangelo 85-87
Carl Cole 52-53
Eddie Coleman 83-84
Rick Coleman 87-91
Chril Conlon 75-78
Donald Connelly
Willie Conner 15-17
Benny Constantino 46-49
Kevin Cook 99-00
Robert Cook 36-38
George Cooper 75-77
Melvin Cooper
Anthony Corrall 47-50
Louis Corriere 42-43, 46-48
Orvill Cott 69-72
Gary Cox 81-83
Modie Cox 92-95
Daniel Craft 50-53
Alan Creech 66-67
Mike Cross 87-90
Ryan Cross 92-94
John Cryst 35-36
Jon Culbert 65-68
Dan Curran 65-67

D

Joe D'Ambrose 84-85
Charles Daniels 54-57
Giambattisa Davis 19-20
Marshal Davis 45-46
Tom Davis 89-92
Donald Dell 52-54
Allan Delman 70-73
Elmer DePalma 39-40
Vincent DePalma 35-38
Llyod DeVaux 76-78
Mory Diane 14-15
Robert Dickinson 72-75
Sheldon Dickstein 52-53
Zac DiSalvo 15-16
Richard Dompkowski 57-60
Gary Domzalski 72-76
Robert Donaldson 50-52
Richard Down 39-43
Cameron Downing 10-12
Ronald Downs 80-83
Richard DuBois 58-59

E

Robert Earl 83-85
Ed Eberle 66-69
Anthony Ebner 69-71
Stephen Ebsary 39-41
Robert Ehenerich 41-42
Jamie Eichel 86-87
Robert Eldridge 46-49
Jack Elliott 92-93
Stanley Ells 35-38
Henry Elwood 46-47
Vince Emmerson 89-90
Karl Englert 53-56
Joe Etopio 85-87
Joseph Evans 71-72
Shannon Evans 13-15

F

Torgeir Fadum 45-46
Dominic Falsetti 51-54
Jim Faturos 1963-64
Paul Fauth 40-41
Vadim Fedotov 05-08
Gerald Filipski 59-62
Zach Filzen 09-12
John Fitzpatrick 79-83
Mike Florczak 82-86
Raymond Foels 50-51
David Foreness 59-60
Xavier Ford 11-15
John Forys 71-72
Damien Foster 99-01
Joe Foster 67-68
Roy Fowler 54-57
Rick Fox 99-00
Steve Fox 83-85
Elmer Frank 39-43
Greg Franklin 83-85
David Frantagelo 64-65
Bobby Frasco 14-15
Robert Fraser 37-39
Andy Fraunhofer 61-62
Kevin Fredrick 87-89
Joshua Freelove 13-14
Marshall Freeman 95-96
Mike Freeman 78-80
James Freeney 68-70
Warren Freiberg 35-38
John Fuerch 68-69
Robert Fuller 39-40
William Fulton 60-61

G

Robert Gaines 45-46
Savion Gallion 19-
Greg Gamble 05-08
Robert Gantt 39-40
Donald Gardiner
Arthur Garfinkel 75-77
Dave Genaway 89-93
Francis Gerbasi 37-39
Ed Gicewicz 49-52
Tom Gill 62-65
Daniel Gilbert 01-05
Donald Gilbert 61-62
Ron Gilliam 69-70
Harry Gillman 47-48
Anthony Girard 45-47
Kyle Givens 86-87
Walter Givens 46-47
Gene Glenn 85-88
Paul Goldstein 63-65
Brian Goodman 88-89
Norward Goodwin 63-66
Tom Gordon
Rayfield Goss 72-74
Larry Graham 61-62
Gabe Grant 19-20
Jayvon Graves 17-
Shannon Greer 86-87
Rayfield Gross
Abe Gruenwald 69-70
Gregg Gumbs 90-91
Earl Gunn 59-60
Jack Gushue 51-52
Lleweln Gushue 47-50
Thomas Gustafson 97-98

H

Tati Hadavi 94-97
Lars Hafner 81-83
Darryl Hall 87-88
Wallace Hall 04-05
Blake Hamilton 15-17
Nathan Hamm 37-38
Vince Hander 83-84
Gary Hanley 61-64
Ralph Harbeck 49-51
LaQuill Hardnett 19-
Robert Harling 58-59
Edwin Harnish 35-36
Derwin Harris 80-84
Jeremy Harris 17-19
Robert Harris 95-98
Richard Harvey 61-64
Umar Hasan 92-93
James Hastas 50-51
Alvin Heller 36-39
Derek Henderson 94-95
Karon Henderson 80-82
Douglas Henry 45-46
George Henry 66-67
Marvin Herb 56-58
William Hess 45-46
Gerold Hesson 57-58
Richard Hetzel 63-65
Eugene Hiller 36-37
Jacob Hoechst 46-47
Robert Hochmuth 45-46
William Hojohn 60-63
James Horne 51-55
Otis Horne 72-76
Brian Houston 88-90
Bruce Huckle 69-71
Claude Hudson 90-91

I

Yassin Idbihi 03-07
Erhan Igdemir
Carl Impellitier 40-43
Waid Ingham 49-50

J

Alfred Jackson 40-41
Cordell Jackson 78-80
Wayne James 84-86
James Jeager 45-46
John Jekielek 66-68
George Jennings 39-40
Harry Jenkins 38-39
Adam Johnson 00-01
Antwain Johnson 19-20
Domonic Johnson 17-
Edwin Johnson 76-78
Fred Johnson 55-57
Lou Johnson 91-95
Marvin Johnson
Nate Johnson 96-99
Otha Johnson 88-89
Raheem Johnson 14-17
James Johnson 40-41
Howard Johnt 49-52
Chandon Jones 96-97
Ed Jones 87-89
James Jones 16-17
Ken Jones 77-82
Larry Jones 74-77
Lee Jones 83-84
Malcom Jones 82-83
Michael Jones 73-77
Norm Jones 77-81
Phil Jones 01-02
Davonta Jordan 16-20
Jake Jordan 82-84
Mario Jordan 02-06
Norman Joseph 41-42

ALL-TIME LETTERWINNERS

Davis Lawrence

Jarod Oldham

Will Regan

Titus Robinson


Bob Vartanian

Tony Watson II

Paul Jung
Kurt Jute 86-90

K

David Kadiri 15-17
Sam Kantrowitz 50-51
Jack Karaszewski 62-65
Joseph Kemp 45-46
Harlod Keefe 36-37
Brian Keenen 99-00
Edwin Keller 45-46
Alltn Kimball
Paul Kinkel 50-53
Robert Kirchberger 57-59
Harold Kirshenbaum 35-36
Jon Kleidon 97-00
Philip Knapp 69-71
Roger Kobee 58-59
Albert Konikoff 40-41
Theodore Kotelec
Milton Krammer 46-48
James Krawczyk 60-62
Roger Kremblas 68-71
Harold Kuhn 49-52
Bernard Kurowski 56-59
Daniel Kwiatek 52-55

L

Gregory Laker 71-73
Adekambi Laleye 06-10
Wesley Lamb 94-95
Kurt Lang 53-56
Neil Langelier 69-72
Eric Lasch 78-79
Tracy LaTona 49-51
Harold Latour 84-86
Davis Lawrence 99-03
Clayton Lee 97-98
Kevin Lee 88-90
Fred Leggin 89-91
Burton LeMaster 41-42
Timothy Lennon 70-71
Matt Leone 89-91
Torrance LeSure 90-91
Dave Levitt 52-56
Howard Lewis 56-59
Maliso Liboni 97-01
Brace Lowe 87-89
Vuu Lu 97-98
Robert Lund 56-57

M

Mike Machado 68-69
Arthur Mack 80-81
Richard MacLaughlin 57-58
Paul Mallon 58-61
Dale Manchester 38-39
Rick Mann 65-66
R. Manno 62-63
CJ Massinbrug 15-19
Al Massotti 56-59
Richard Matanle 70-72
Chris Mathews 83-84, 86-87
George Mattews 40-43
Jim Marks 81-83, 85-86
Mike Martinho 94-98
Mike Matthews 84-85
Dawone Maxwell 90-91
Jim May 81-83
Josh Mballa 19-
Montell McRae 17-19
Javon McCrea 10-14
Rodney McDaniel 77-79
William McEvoy 59-62
John McGonegal 83-84
Mark McGuire 80-83
Mike McKie 99-00
Quate McKinzie 16-17
Douglas McLarty 47-48
Kevin McMillan 78-81
Scott McMillin 96-98
Andre McPhail 12-13
George Mendenhall 77-79
Edward Melzer 41-42
Rob Middlebrooks 88-92
Roderick Middleton 02-06
Anthony Miller 86-87
Benjamin Miller 41-42
J.H. Miller 46-47
Lawerence Miller 46-50
Marlon Mills 90-91
Martin Misiek
Sinan Misirili 84-85
Paul Missana 45-46
Dana Mitchel 76-77
Tyler Moffe 15-16
Darnell Montgomery 74-75
James Montgomery 46-47
Ron Montgomery 86-87
Eric Moore 05-07
Patrick Moore 19-20
Brian Mosher 46-48
Mike Moseley 77-78
Justin Moss 13-15
Colby Moultrie 17-19
Deyshonne Much 13-14
Byron Mulkey 06-11
James Murphy 35-36
Henry Muszynski 42-43, 45-47
Edwin Muto 48-50
Robert Myszewski 59-61

N

Frank Nappo 47-49
William Needham 47-50
Steve Nelson 68-70
Mike Nemeroff 81-82
James Newton 61-62
David Nickelberry 19-
James Nickerson 36-37
Norman Nickerson 37-39
Michael Niles 83-84
Joseph Norman 41-42
Dennis Norton 58-60
Bob Nowak 67-69
Auraum Nuiriankh 10-14

O

Donald Oetinger 46-47
Richard O'keeke 45-46
Jarod Oldham 10-14
Nick O'Neil 86-87
Barnard Onyenucheya 04-07
Ray Osterhoudt 36-37
Robert Owen 36-37

P

Eugene Palazzo 57-58
Kenneth Parr 58-61
Tom Parsons 79-81
Ken Pawlak 83-86
Cecil Pearl 36-37
Joe Peeler 67-68
Bobby Pellmam 76-77
Sam Pellom 74-78
Nick Perkins 15-19
Ryan Peterson 97-99
Lowell Petties 54-55
Rodney Pierce 07-10
John Pieri 66-68
Christian Pino 14-17
Andrew Podlucky 52-53
Harvey Poe 63-66
Kenneth Pope 72-74
Lowell Potties
Edward Purser 56-58

Q

Dave Quick 78-79

R

Nikola Rakicevic 15-17
Corey Raley-Ross 10-14
James Randall 73-74
Kenny Rankin 92-93
Eric Rasmussen 69-72
Will Regan 12-15
James Reese 17-18
Jack Reid 48-51
Sanford Reisman 40-41
Chris Rhodes 82-83
Gerald Richardson 99-00
Jack Ridler 37-41
Scott Rigot 83-85
Richard Riley 51-53
James Ringler 64-65
Andy Robinson 05-08
Jason Robinson 00-01
Kelvin Robinson 93-95
Sam Robinson 75-77
Titus Robinson 08-12
Chris Roets 92-93
Angelo Romeo 39-41
James Rooney 50-53
Alvin Rosen 46-47
Warren Rosing 35-36
Raymond Rosinski 58-61
Greg Ross 82-83
Eric Rosser 91-93
Tony Roston 77-79
William Ruddick 42-43, 46-48
Ronald Ruhlman 37-39
Joe Rutowski 66-68

S

Mark Sacha 78-79
Len Saltman 53-56
Gene Salzer 41-42
Sal Sapia 40-43
Robert Scamurra 51-54
Edward Schano 40-41
Richard Schaper 58-60
Jack Scherrer 67-70
Ronald Schlenker 57-58
Christian Schmidt 05-08
Henry Scholles 42-43, 46-47
Dean Schott 89-92
Milton Schulman 38-39
Donald Scott 75-77
Richard Schulefand 46-47
Harlow Seaton 36-39
Richie Sebuharara 11-12
Ronaldo Segu 18-
Chris Sekora 89-90
Alex Sepi 84-86
Leonard Serfustini 46-49
Edward Shano
James Sharp 45-46
Jim Shea 66-68
Reggie Sheffy
Dave Sherman 78-79
Nicholas Shosho 59-62
Michael Sinclair 99-00
Steve Sklar 53-57
Jarryn Skeete 12-16
James Slayton 73-75
Eugene Small 38-39
Vince Small 77-78
Ikenna Smart 14-18
Sean Smiley 05-10
Bill Smith 86-90
Clement Smith 99-03
Dick Smith 63-66
Parnell Smith 03-07
Robert Smith 95-96
Tony Smith 78-80
Philip Smolinski 52-53
Eric Spence 75-77
William Stark 70-73
Louis Stevens 46-50
John Stofa 61-62
Seymore Streisfeld 42-43
Barry Sullivan 83-84
Derek Summers 84-87
Kit Swenby 93-97
Kevin Swoffer 00-02

T

Leonard Tangishaka 95-97
Earl Thiele 59-62
Robert Thomas 65-66
Raphell Thomas-Edwards 11-12
Christian Thompson 91-93
Don Thompson 62-64
Rob Thompson
Bernie Thorn 49-52
Richard Tolsma 50-51
Joseph Tontillo 56-59
Morley Towsend 35-39
Peter Treyz 52-53
James Tribble 71-73
Richie Trowers 92-93
Mike Tucker 84-86
Frank Tuzzolino 35-38

U

Roger Urban 53-55

V

Jeff Vahue
Robert Vartanian 71-73
Alexei Vasiliev 99-00
John Vaughan 67-70
Joe Veal 00-03

W

Jason Walcott 00-03
John Waldo 40-41
Artie Walker 65-67
B.J. Walker 02-04
Chris Walker 87-88
Harold Walker 79-81
James Walker 58-61
James Walker 84-86
Larry Walton 79-80
Michael Washington 86-89
Riley Washington 77-79
Vernell Washington 75-78
Tony Watson II 09-12
Mitchell Watt 08-12
Steve Waxman 68-70
Leonard Weiss 45-46
Rick Wells 67-68
Armand Weser 50-51
Charles Weston 52-53
Adam Wheeler 88-89
Bernard Wheeler 95-97
Rodell Wigginton 14-16
Lawrence Willbur 69-71
Bob Williams 67-70
Darcel Williams 01-02
Donnell Williams
Duane Williams 01-02
James Williams 65-66
Jeenathan Williams 18-
Randy Williams 78-81
Woodrow Williams 94-95
Garnet Wilson 91-94
Ron Willson
Malik Winn 98-99
Gregory Witherspoon 74-75
Robert Wolf 36-37
Mark Wyncoop 83-84

Y

Darwin Young 03-07
Rasaun Young 93-98

Z

Oliver Zittel 37-38, 40-41

Mid-American Conference
1998-Present

2019-20
Jayvon Grave _____ First Team
Davonta Jordan _ Defensive Player of the Year, All-Defensive
Ronaldo Segu _____ Sixth Man of the Year

2018-19
CJ Massinburg _____ Player of the Year, First Team, _____ MAC All-Tournament Team
Nick Perkins _____ Sixth Man of the Year First Team
Jeremy Harris __ Second Team, MAC Tournament MVP
Dontay Caruthers ____ Defensive Player of the Year, All-Defensive
Davonta Jordan _____ All-Defensive
Nate Oats _____ Coach of the Year

2017-18
Nick Perkins _____ Sixth Man of the Year First Team
CJ Massinburg _____ First Team
Jeremy Harris _____ Second Team
Wes Clark ____ Third Team, MAC Tournament MVP
Davonta Jordan _____ All-Defensive
Nate Oats _____ Coach of the Year

2016-17
Dontay Caruthers ____ Defensive Player of the Year All-Defensive
Nick Perkins _____ Sixth Man of the Year
Blake Hamilton _____ Second Team
CJ Massinburg _____ Honorable Mention

2015-16
Lamonte Bearden _____ Third Team
Blake Hamilton _____ Third Team
CJ Massinburg _____ All-Freshman
Willie Conner ____ All-Defensive, MAC Tourny MVP

2014-15
Justin Moss _____ Player of the Year, First Team
Shannon Evans _____ Second Team, Academic
Lamonte Bearden _____ All-Freshman
Will Regan _____ Academic
Xavier Ford _____ MAC Tournament MVP

2013-14
Javon McCrea _____ Player of the Year, First Team
Joshua Freelove _____ Honorable Mention
Shannon Evans _____ All-Freshman
Will Regan _____ Academic

2012-13
Javon McCrea _____ First Team
Jarryn Skeete _____ All-Freshman
Will Regan _____ Academic

2011-12
Mitchell Watt _____ Player of the Year, First Team, AP All-America Honorable Mention
Javon McCrea _____ First Team
Tony Watson II _____ Academic

2010-11
Byron Mulkey _____ Second Team, Academic
Zach Filzen _____ Honorable Mention
Javon McCrea _____ Freshman of the Year, Honorable Mention

2009-10
Rodney Pierce _____ First Team
Calvin Betts _____ Honorable Mention
John Boyer _____ Academic

2008-09
Rodney Pierce _____ First Team
Greg Gamble _____ Honorable Mention
Vadim Fedotov _____ Academic

2007-08
Andy Robinson _____ Honorable Mention

2006-07
Yassin Idbihi _____ Honorable Mention

2005-06
Calvin Cage _____ Second Team
Yassin Idbihi _____ Honorable Mention

2004-05
Turner Battle _____ Player of the Year First Team, Academic AP All-America Honorable Mention
Mark Bortz _____ Sixth Man of the Year Honorable Mention, Academic

2003-04
Turner Battle _____ Second Team, Academic
Mark Bortz _____ Academic
Yassin Idbihi _____ All-Freshman
Reggie Witherspoon _____ Coach of the Year

2002-03
Turner Battle _____ Honorable Mention Academic

2001-02
Turner Battle _____ All-Freshman
Darcel Williams _____ Honorable Mention

Turner Battle

Mitchell Watt

Javon McCrea

Justin Moss

CJ Massinburg

Mid Continent Conference
1994-98

1997-98
Mike Martinho _____ First Team
Rasaun Young _____ First Team

1996-97
Mike Martinho _____ First Team
Rasaun Young _____ First Team

1995-96
Mike Martinho _____ Second Team
Robert Harris _____ All-Newcomer
Bernard Wheeler _____ All-Newcomer

1994-95
Rasaun Young _____ First Team
Modie Cox _____ Second Team
Mike Martinho _____ All-Newcomer

Rasaun Young

Mike Martinho

Robert Harris


Modie Cox

YEAR-BY-YEAR RECORDS

	Overall		Conference		Home		Road		Neutral		
Year	**W**	**L**	**W**	**L**	**W**	**L**	**W**	**L**	**W**	**L**	**Coach**
1915-16	7	4	–	–	4	1	3	3	0	0	Arthur L. Powell
1916-17	6	8	–	–	5	3	1	5	0	0	Arthur L. Powell
1917-18	6	2	–	–	5	2	1	0	0	0	Arthur L. Powell
1918-19	8	5	–	–	7	3	1	2	0	0	Arthur L. Powell
1919-20	9	1	–	–	8	1	1	0	0	0	Arthur L. Powell
1920-21	12	6	–	–	10	1	2	5	0	0	Arthur L. Powell
1921-22	5	7	–	–	4	6	1	1	0	0	Arthur L. Powell
1922-23	7	5	–	–	6	1	1	4	0	0	Arthur L. Powell
1923-24	7	6	–	–	7	3	0	3	0	0	Arthur L. Powell
1924-25	7	6	–	–	4	5	3	1	0	0	Arthur L. Powell
1925-26	11	6	–	–	9	2	2	4	0	0	Arthur L. Powell
1926-27	11	4	–	–	9	2	2	2	0	0	Arthur L. Powell
1927-28	8	8	–	–	6	4	2	4	0	0	Arthur L. Powell
1928-29	7	11	–	–	5	7	2	4	0	0	Arthur L. Powell
1929-30	15	1	–	–	11	0	4	1	0	0	Arthur L. Powell
1930-31	15	0	–	–	10	0	5	0	0	0	Arthur L. Powell
1931-32	15	4	–	–	11	3	4	1	0	0	Arthur L. Powell
1932-33	10	9	–	–	7	5	3	4	0	0	Arthur L. Powell
1933-34	5	10	–	–	3	6	2	4	0	0	Arthur L. Powell
1934-35	3	9	–	–	3	5	0	4	0	0	Arthur L. Powell
1935-36	0	13	–	–	0	9	0	4	0	0	Arthur L. Powell
1936-37	4	10	–	–	4	6	0	4	0	0	Arthur L. Powell
1937-38	4	9	–	–	3	7	1	2	0	0	Arthur L. Powell
1938-39	2	12	–	–	2	8	0	4	0	0	Arthur L. Powell
1939-40	1	10	–	–	1	7	0	3	0	0	Arthur L. Powell
1940-41	4	9	–	–	3	4	1	5	0	0	Arthur L. Powell
1941-42	2	8	–	–	2	3	0	5	0	0	Arthur L. Powell
1942-43	7	6	–	–	5	6	2	0	0	0	Arthur L. Powell
1945-46	5	10	–	–	4	4	1	6	0	0	Robert Harrington
1946-47	12	5	–	–	9	2	3	4	0	0	Malcolm S. Eiken
1947-48	13	8	–	–	9	4	4	4	0	0	Malcolm S. Eiken
1948-49	11	9	–	–	9	3	2	6	0	0	Malcolm S. Eiken
1949-50	15	10	–	–	9	6	6	4	0	0	Malcolm S. Eiken
1950-51	13	8	–	–	10	6	3	2	0	0	Malcolm S. Eiken
1951-52	18	6	–	–	13	4	5	2	0	0	Malcolm S. Eiken
1952-53	10	9	–	–	8	5	2	4	0	0	Malcolm S. Eiken
1953-54	15	8	–	–	12	5	3	3	0	0	Malcolm S. Eiken
1954-55	16	6	–	–	11	4	5	2	0	0	Malcolm S. Eiken
1955-56	17	3	–	–	10	2	7	1	0	0	Malcolm S. Eiken
1956-57	18	7	–	–	10	0	6	6	2	1	Len T. Serfustini
1957-58	17	5	–	–	9	2	7	2	1	1	Len T. Serfustini
1958-59	16	7	–	–	8	1	5	5	3	1	Len T. Serfustini
1959-60	15	6	–	–	10	2	3	3	2	1	Len T. Serfustini
1960-61	18	5	–	–	13	0	4	3	1	2	Len T. Serfustini
1961-62	14	7	–	–	9	5	5	2	0	0	Len T. Serfustini
1962-63	16	7	–	–	13	1	3	4	0	2	Len T. Serfustini
1963-64	14	8	–	–	9	4	5	4	0	0	Len T. Serfustini
1964-65	19	3	–	–	***14***	2	4	0	1	1	Len T. Serfustini
1965-66	14	8	–	–	7	5	7	3	0	0	Len T. Serfustini
1966-67	9	11	–	–	7	7	2	4	0	0	Len T. Serfustini
1967-68	11	10	–	–	9	4	2	6	0	0	Len T. Serfustini
1968-69	12	9	–	–	10	4	2	5	0	0	Len T. Serfustini
1969-70	11	11	–	–	8	4	3	7	0	0	Len T. Serfustini
1970-71	9	13	–	–	8	5	1	8	0	0	Edwin D. Muto
1971-72	12	12	–	–	6	4	6	8	0	0	Edwin D. Muto
1972-73	16	8	–	–	13	3	3	5	0	0	Edwin D. Muto

	Overall		Conference		Home		Road		Neutral		
Year	**W**	**L**	**W**	**L**	**W**	**L**	**W**	**L**	**W**	**L**	**Coach**
1973-74	5	20	–	–	3	11	2	9	0	0	Leo Richardson
1974-75	8	17	–	–	4	7	4	10	0	0	Leo Richardson
1975-76	10	16	–	–	9	5	1	11	0	0	Leo Richardson
1976-77	5	21	–	–	2	8	3	13	0	0	Leo Richardson
1977-78	6	18	–	–	4	8	2	9	0	1	Leo Richardson
SUNY Athletic Conference											
1978-79	7	18	7	4	5	5	2	12	0	1	V. William Hughes
1979-80	17	10	10	0	12	2	4	7	1	1	V. William Hughes
1980-81	12	15	7	1	6	7	4	7	2	1	V. William Hughes
1981-82	13	17	8	3	5	3	3	11	5	3	V. William Hughes
1982-83	12	15	6	4	9	3	3	8	0	4	Kenneth Pope
1983-84	14	13	5	5	7	5	4	7	3	1	Daniel J. Bazzani
1984-85	5	19	5	5	3	9	2	9	0	1	Daniel J. Bazzani
1985-86	14	11	5	5	8	3	4	8	2	0	Daniel J. Bazzani
1986-87	15	10	5	5	8	4	6	6	1	0	Daniel J. Bazzani
1987-88	14	13	6	6	6	5	6	7	2	1	Daniel J. Bazzani
Mideast Conference											
1988-89	16	14	4	8	8	3	4	11	4	0	Daniel J. Bazzani
1989-90	14	13	4	8	9	3	5	8	0	2	Daniel J. Bazzani
1990-91	13	14	4	6	9	3	3	10	1	1	Daniel J. Bazzani
Division I											
East Coast Conference											
1991-92	2	26	0	12	1	8	1	15	0	3	Daniel J. Bazzani
1992-93	5	22	–	–	3	10	2	12	0	0	Daniel J. Bazzani
1993-94	10	18	3	2	4	6	3	11	3	1	Tim Cohane
Mid-Continent Conference											
1994-95	18	10	12	6	9	1	7	8	2	1	Tim Cohane
1995-96	13	14	10	8	8	4	4	8	1	2	Tim Cohane
1996-97	17	11	11	5	9	1	4	7	4	3	Tim Cohane
1997-98	15	13	9	7	9	3	4	9	2	1	Tim Cohane
Mid-American Conference											
1998-99	5	24	1	17	2	9	3	13	0	2	Tim Cohane
1999-00	5	23	3	15	4	9	1	13	0	1	Cohane (2-3)/Witherspoon
2000-01	4	24	2	16	3	10	0	13	1	1	Reggie Witherspoon
2001-02	12	18	7	11	7	5	4	11	1	2	Reggie Witherspoon
2002-03	5	23	2	16	5	8	0	15	0	0	Reggie Witherspoon
2003-04	17	12	11	7	9	5	8	6	0	1	Reggie Witherspoon
2004-05	23	10	11	7	13	2	8	7	2	1	Reggie Witherspoon
2005-06	19	13	8	10	12	3	5	9	2	1	Reggie Witherspoon
2006-07	12	19	4	12	8	7	2	11	2	1	Reggie Witherspoon
2007-08	10	20	3	13	7	6	1	12	2	2	Reggie Witherspoon
2008-09	21	12	11	5	9	4	7	7	***5***	1	Reggie Witherspoon
2009-10	18	12	9	7	9	4	8	6	1	2	Reggie Witherspoon
2010-11	20	14	8	8	13	3	7	10	0	1	Reggie Witherspoon
2011-12	20	11	12	4	12	2	8	8	0	1	Reggie Witherspoon
2012-13	14	20	7	9	9	6	4	10	1	4	Reggie Witherspoon
2013-14	19	10	13	5	13	2	6	6	0	2	Bobby Hurley
2014-15	23	10	12	6	11	2	10	7	2	1	Bobby Hurley
2015-16	20	15	11	7	10	5	5	9	*5*	1	Nate Oats
2016-17	17	15	11	7	8	5	8	8	1	2	Nate Oats
2017-18	27	9	15	3	***14***	1	8	5	5	3	Nate Oats
2018-19	***32***	4	***16***	2	***14***	0	***12***	3	***6***	1	Nate Oats
2019-20	20	12	11	7	10	7	7	4	3	1	Jim Whitesell
Totals	**1,227**	**1,126**	**308**	**295**	**784**	**440**	**362**	**618**	**82**	**67**	

YEAR-BY-YEAR TEAM STATS

Year	G	FG-FGA	Pct.	3FG-3FGA	Pct.	FT-FTA	Pct.	Rebounds Off-Def	Rebounds Total	Rebounds Avg.	A	TO	B	St	Pts	Avg.
1967-68	21	583-1412	.413	–	–	404-605	.668	–	1027	48.9	–	–	16	–	1570	74.7
1968-69	21	608-1379	.441	–	–	329-482	.682	–	996	47.4	–	–	–	–	1545	73.6
1969-70	22	699-1668	.419	–	–	348-529	.658	–	1143	52.0	319	–	–	–	1746	79.4
1970-71	22	675-1522	.443	–	–	347-546	.635	–	1151	**52.3**	368	–	–	–	1697	77.1
1971-72	24	780-1705	.457	–	–	379-636	.596	–	1241	51.7	434	–	–	–	1939	80.8
1972-73	24	820-1837	.446	–	–	226-358	.631	–	1228	51.2	476	–	–	–	1866	77.8
1973-74	25	844-2041	.413	–	–	266-387	.687	–	1227	49.1	**612**	403	159	231	1954	78.2
1974-75	25	781-1859	.420	–	–	279-440	.634	–	1282	51.3	546	493	181	286	1841	73.6
1975-76	26	860-1957	.439	–	–	319-489	.652	–	1340	51.5	535	–	**305**	273	2039	78.4
1976-77	26	824-1880	.438	–	–	363-573	.633	–	1159	44.6	314	519	135	197	2011	77.3
1977-78	24	756-1732	.437	–	–	298-454	.634	–	1008	42.0	351	–	106	179	1810	75.4
1978-79	25	576-1285	.448	–	–	195-327	.596	–	829	33.1	250	500	–	148	1347	53.9
1979-80	27	739-1516	.487	–	–	319-476	.670	–	1016	37.6	352	498	115	208	1797	66.6
1980-81	27	685-1449	.473	–	–	230-358	.642	–	907	33.6	282	439	75	132	1600	59.3
1981-82	30	783-1733	.452	–	–	368-516	.713	–	1098	36.6	308	500	–	165	1934	64.5
1982-83	27	840-1723	.487	–	–	320-485	.659	–	1020	37.8	414	371	–	279	2004	74.4
1983-84	27	765-1523	**.502**	–	–	397-610	.651	–	957	35.4	387	368	92	207	1927	71.4
1984-85	24	637-1406	.453	–	–	390-552	.706	–	918	38.3	349	339	87	214	1664	69.3
1985-86	25	733-1512	.485	10-20	**.500**	402-605	.664	–	992	39.7	313	383	54	231	1879	75.2
1986-87	25	762-1671	.456	39-136	.287	306-494	.619	–	1089	43.6	385	409	81	226	1869	74.7
1987-88	27	781-1767	.442	49-153	.320	384-607	.632	–	1248	46.2	414	512	131	258	1995	73.9
1988-89	30	863-1902	.454	91-260	.350	431-673	.641	–	1149	38.3	456	505	87	283	2248	74.9
1989-90	27	691-1472	.469	110-335	.328	450-640	.703	258-695	934	34.6	383	494	85	257	1944	72.0
1990-91	27	756-1592	.475	154-378	.407	299-474	.631	287-562	849	31.4	322	443	50	213	1928	71.4
1991-92	28	634-1507	.421	95-342	.278	392-558	.703	289-523	812	29.0	251	536	–	228	1762	62.9
1992-93	27	689-1704	.404	67-268	.250	334-542	.616	420-534	954	35.3	291	541	80	284	1788	66.2
1993-94	28	786-1844	.426	57-226	.252	343-594	.577	444-682	1126	40.2	364	469	125	248	1972	70.4
1994-95	28	792-1763	.449	171-543	.315	397-584	.680	372-721	1093	39.0	456	452	114	248	2152	76.9
1995-96	27	615-1577	.390	183-505	.362	404-637	.634	376-689	1065	39.4	348	417	66	198	1817	67.3
1996-97	28	648-1555	.417	159-487	.326	547-834	.656	363-737	1100	39.3	360	457	65	202	2002	71.5
1997-98	28	709-1574	.450	170-505	.337	510-701	.728	297-671	968	34.6	442	362	67	175	2098	74.9
1998-99	29	605-1637	.370	148-531	.279	351-522	.672	368-679	1047	36.1	373	555	105	191	1709	58.9
1999-00	28	636-1614	.394	170-544	.313	436-661	.660	332-668	1000	35.7	356	523	117	197	1878	67.1
2000-01	28	645-1548	.417	189-529	.357	394-605	.651	329-615	944	33.7	331	444	66	186	1873	66.9
2001-02	30	697-1673	.417	198-580	.341	426-653	.652	392-682	1074	35.8	393	467	66	191	2018	67.3
2002-03	28	652-1622	.402	151-517	.292	360-536	.672	380-634	1014	36.2	354	406	58	180	1815	64.8
2003-04	29	771-1669	.462	187-494	.379	446-663	.673	369-669	1038	35.8	383	436	83	232	2175	75.0
2004-05	33	876-1946	.450	220-619	.355	490-717	.683	426-811	1237	37.5	460	510	86	**290**	2462	74.6
2005-06	32	766-1748	.438	208-568	.366	577-768	**.751**	405-681	1086	33.9	410	522	71	254	2317	72.4
2006-07	31	712-1734	.411	165-523	.315	520-752	.691	456-730	1186	38.3	427	**592**	79	237	2109	68.0
2007-08	30	782-1895	.413	171-536	.319	411-601	.684	451-702	1153	38.4	404	503	87	240	2146	71.5
2008-09	33	778-1864	.417	174-506	.344	425-659	.645	457-758	1215	36.8	406	466	91	215	2155	65.3
2009-10	30	775-1742	.433	207-597	.347	453-632	.717	379-687	1066	35.5	454	422	100	227	2170	72.3
2010-11	*34*	879-1864	.472	206-549	.375	435-668	.651	408-797	1205	35.4	478	524	183	269	2399	70.6
2011-12	31	806-1734	.465	212-601	.353	438-665	.659	374-871	1245	40.2	511	465	158	174	2262	73.0
2012-13	*34*	794-1767	.449	215-620	.347	472-671	.703	389-818	1207	35.5	510	525	156	188	2275	66.9
2013-14	29	729-1631	.447	187-558	.335	487-684	.712	355-719	1074	37.0	436	365	137	198	2132	73.5
2014-15	33	837-1922	.435	199-583	.341	589-819	.719	420-840	1260	38.2	433	378	132	248	2462	74.6
2015-16	35	915-2096	.437	263-776	.339	**616-867**	.710	425-937	1362	38.9	441	475	124	240	2709	77.4
2016-17	32	877-1945	.451	240-727	.330	492-711	.692	397-897	1294	40.4	459	466	126	181	2486	77.7
2017-18	**36**	**1105**-2335	.473	**351**-948	.370	486-695	.699	430-958	1388	38.6	597	446	146	225	**3047**	**84.6**
2018-19	**36**	1083-**2346**	.462	344-**1023**	.336	527-767	.687	457-**1014**	**1471**	40.9	599	430	140	263	3037	84.4
2019-20	32	927-2139	.433	261-809	.323	401-598	.671	**463**-879	1342	41.9	473	437	147	249	2516	78.6

Coaching Records

Head Coach	Years	W	L	Pct.
Len T. Serfustini (1956-70)	14	206	105	.662
Arthur L. Powell (1915-43)	28	198	190	.510
Reggie Witherspoon (1999- 13)	14	196	228	.462
Malcolm S. Eiken (1946-56)	10	140	73	.657
Daniel J. Bazzani (1983-93)	10	111	154	.419
Nate Oats (2016-19)	4	96	43	.691
Tim Cohane (1994-99)	7	80	83	.491
V. William Hughes (1978-82)	4	49	60	.450
Bobby Hurley (2013-15)	2	42	20	.677
Edwin D. Muto (1970-73)	3	37	33	.529
Leo Richardson (1973-78)	5	35	92	.276
Jim Whitesell (2019-pres)	***1***	***20***	***12***	***.625***
Kenneth Pope (1982-83)	1	12	15	.444
Robert Harrington (1945-46)	1	5	10	.333

Len Serfustini (1956-70)

Arthur L. Powell (1915-43)

Reggie Witherspoon (1999-13)

Malcolm Eiken (1946-56)

POINTS

Season	Player	No.	Avg.
2019-20	Jayvon Graves	547	17.1
2018-19	CJ Massinburg	636	18.2
2017-18	CJ Massinburg	611	17.0
2016-17	Blake Hamilton	559	17.5
2015-16	Blake Hamilton	445	13.1
2014-15	Justin Moss	579	17.5
2013-14	Javon McCrea	537	18.5
2012-13	Javon McCrea	611	18.0
2011-12	Mitchell Watt	505	16.3
2010-11	Zach Filzen	512	15.1
2009-10	Rodney Pierce	535	18.4
2008-09	Rodney Pierce	473	14.3
2007-08	Andy Robinson	394	13.1
2006-07	Yassin Idbihi	442	15.8
2005-06	Calvin Cage	592	18.5
2004-05	Turner Battle	511	15.5
2003-04	Turner Battle	421	14.5
2002-03	Turner Battle	254	12.7
2001-02	Darcel Williams	453	15.1
2000-01	Robert Brown	429	15.3
1999-00	Louis Campbell	304	10.9
1998-99	Louis Campbell	361	12.4
1997-98	Rasaun Young	554	19.8
1996-97	Rasaun Young	549	19.6
1995-96	Mike Martinho	479	17.7
1994-95	Rasaun Young	486	18.0
1993-94	Modie Cox	353	12.6
1992-93	Kelvin Brown	333	12.8
1991-92	John Blalock	590	21.1
1990-91	Rick Coleman	406	16.2
1989-90	Rob Middlebrooks	417	16.0
1988-89	Brian Houston	470	15.7
1987-88	Darryl Hall	436	16.1
1986-87	Anthony Miller	366	14.6
1985-86	Wayne James	454	18.2
1984-85	Vince Brown	223	12.4
1983-84	Vince Brown	454	16.8
1982-83	John Fitzpatrick	390	14.4
1981-82	John Fitzpatrick	491	.16.4
1980-81	Tom Parsons	347	12.9
1979-80	Nate Bouie	363	13.4
1978-79	Tony Smith	265	11.0
1977-78	Ed Johnson	432	18.0
1976-77	Ed Johnson	417	16.0
1975-76	Sam Pellom	386	14.9
1974-75	Otis Horner	329	17.3
1973-74	Horace Brawley	457	18.3
1972-73	Curtis Blackmore	393	16.4
1971-72	Curtis Blackmore	449	18.7
1970-71	Curtis Blackmore	445	20.2
1969-70	Ron Gilliam	380	22.3
1968-69	Ed Eberle	303	14.4
1967-68	Ed Eberle	287	13.6

REBOUNDS

Season	Player	No.	Avg.
2019-20	Josh Mballa	308	9.6
2018-19	Nick Perkins	267	7.4
2017-18	CJ Massinburg	264	7.3
2016-17	Nick Perkins	214	6.7
2015-16	Blake Hamilton	240	7.1
2014-15	Justin Moss	303	9.2
2013-14	Javon McCrea	286	9.9
2012-13	Javon McCrea	267	7.9
2011-12	Mitchell Watt	233	7.5
2010-11	Javon McCrea	220	6.5
2009-10	Calvin Betts	232	7.7
2008-09	Calvin Betts	203	6.3
2007-08	Calvin Betts	199	6.6
2006-07	Yassin Idbihi	261	9.3
2005-06	Yassin Idbihi	220	6.9
2004-05	Yassin Idbihi	194	5.9
2003-04	Yassin Idbihi	169	5.8
2002-03	Mark Bortz	176	6.3
2001-02	Darcel Williams	241	8.0
2000-01	Robert Brown	159	5.7
1999-00	Mike McKie	159	5.9
1998-99	Nikolai Alexeev	146	5.0
1997-98	Rob Harris	146	5.4
1996-97	Rob Harris	163	5.8
1995-96	Rob Harris	200	7.4
1994-95	Kelvin Robinson	244	9.8
1993-94	Myron Banks	219	7.8
1992-93	Devon Chambers	175	6.5
1991-92	Rob Middlebrooks	124	5.2
1990-91	Marlon Mills	200	7.4
1989-90	Brian Houston	183	6.8
1988-89	Brian Houston	223	7.3
1987-88	Darryl Hall	256	9.5
1986-87	Anthony Miller	203	8.4
1985-86	Wayne James	179	7.2
1984-85	Vince Brown	112	6.2
1983-84	Vince Brown	205	7.6
1982-83	Mark McGuire	201	7.4
1981-82	Mark McGuire	205	6.8
1980-81	Ken Jones	176	7.0
1979-80	Nate Bouie	180	6.7
1978-79	Nate Bouie	193	8.0
1977-78	Sam Pellom	311	12.9
1976-77	Sam Pellom	273	10.5
1975-76	Sam Pellom	420	16.2
1974-75	Sam Pellom	275	11.0
1973-74	Mike Jones	232	9.3
1972-73	Curtis Blackmore	427	17.8
1971-72	Curtis Blackmore	403	16.8
1970-71	Curtis Blackmore	345	15.7
1969-70	John Vaughan	198	9.0
1968-69	John Vaughan	196	9.3
1967-68	John Jekielek	139	6.6

FIELD GOAL PERCENTAGE

Season	Player	FGM-FGA	Pct.
2019-20	Josh Mballa	127-226	.562
2018-19	Dontay Caruthers	101-181	.558
2017-18	Ikenna Smart	42-62	.677
2016-17	David Kadiri	80-128	.625
2015-16	David Kadiri	42-71	.592
2014-15	Justin Moss	203-390	.521
2013-14	Javon McCrea	202-360	.561
2012-13	Javon McCrea	69-101	.683
2011-12	Javon McCrea	190-332	.572
2010-11	Javon McCrea	166-263	.631
2009-10	Jawaan Alston	40-65	.615
2008-09	Vadim Fedotov	47-88	.534
2007-08	Jawaan Alston	38-76	.500
2006-07	Vadim Fedotov	38-73	.521
2005-06	Parnell Smith	97-163	.595
2004-05	Mark Bortz	130-255	.510
2003-04	Daniel Gilbert	102-197	.518
2002-03	B.J. Walker	85-168	.506
2001-02	Robert Brown	100-178	.562
2000-01	Robert Brown	143-288	.497
1999-00	Mike McKie	88-191	.461
1998-99	Maliso Libomi	68-140	.486
1997-98	Rasaun Young	183-353	.518
1996-97	Rob Harris	67-125	.536
1995-96	Rob Harris	82-186	.441
1994-95	Rasaun Young	164-307	.534
1993-94	Myron Banks	144-288	.500
1992-93	Modie Cox	90-181	.497
1991-92	Rob Middlebrooks	107-230	.465
1990-91	Rob Middlebrooks	146-247	.591
1989-90	Rob Middlebrooks	165-279	.591
1988-89	Rob Middlebrooks	116-210	.552
1987-88	Darryl Hall	161-313	.514
1986-87	Joe Etopio	60-107	.561
1985-86	Wayne James	156-306	.509
1984-85	Vince Brown	88-159	.553
1983-84	Vince Brown	165-281	..587
1982-83	Derwin Harris	111-180	.617
1981-82	Derwin Harris	29-52	.558
1980-81	Ken Jones	90-161	.559
1979-80	Mike Freeman	105-148	.709
1978-79	Mike Freeman	75-122	.615
1977-78	Sam Pellom	157-297	.529
1976-77	Sam Pellom	147-306	.480
1975-76	Sam Pellom	172-342	.503
1974-75	Sam Pellom	127-251	.506
1973-74	Gary Domzalski	111-232	.478
1972-73	Curtis Blackmore	177-355	.498
1971-72	Curtis Blackmore	189-349	.541
1970-71	Anthony Ebner	83-160	.519
1969-70	Anthony Ebner	53-111	.477
1968-69	Steve Nelson	59-105	.562
1967-68	Doug Bernard	71-142	.500

Calvin Cage scored a 592 points during the 2005-06 season, a school record that stood until 2013-14

Yassin Idbihi led the Bulls in rebounding in each of his four years in a UB uniform

Javon McCrea is one of three players in school history to lead his team in field goal percentage in all four seasons.

YEAR-BY-YEAR LEADERS

FREE THROW PERCENTAGE

Season	Player	FTM-FTA	Pct.
2019-20	Ronaldo Segu	44-50	.880
2018-19	CJ Massinburg	145-186	.780
2017-18	Jeremy Harris	59-75	.787
2016-17	Blake Hamilton	122-157	.777
2015-16	Lamonte Bearden	132-172	.767
2014-15	Shannon Evans	115-144	.799
2013-14	Jarryn Skeete	26-30	.867
2012-13	Tony Watson II	54-64	.875
2011-12	Tony Watson II	34-37	.919
2010-11	Zach Filzen	46-54	.852
2009-10	Rodney Pierce	102-126	.810
2008-09	Vadim Fedotov	31-37	.838
2007-08	Byron Mulkey	36-44	.818
2006-07	Yassin Idbihi	135-169	.799
2005-06	Calvin Cage	147-177	.831
2004-05	Yassin Idbihi	55-72	.764
2003-04	Calvin Cage	62-73	.849
2002-03	Calvin Cage	29-33	.879
2001-02	Darcel Williams	69-84	.821
2000-01	Davis Lawrence	15-18	.833
1999-00	Alexei Vasiliev	41-52	.788
1998-99	Nikolai Alexeev	72-92	.783
1997-98	Mike Martinho	110-134	.821
1996-97	Mike Martinho	131-157	.834
1995-96	Matt Clemens	52-63	.825
1994-95	Woodrow Williams	70-96	.729
1993-94	Lou Johnson	42-60	.700
1992-93	Lou Johnson	45-62	.726
1991-92	John Blalock	177-229	.773
1990-91	Rick Coleman	59-80	.737
1989-90	Rick Coleman	83-103	.806
1988-89	Rick Coleman	53-84	.631
1987-88	Rick Coleman	38-55	.690
1986-87	Anthony Miller	37-52	.711
1985-86	Wayne James	142-179	.793
1984-85	Ron Wilkerson	52-65	.800
1983-84	Mike Niles	54-72	.750
1982-83	John Fitzpatrick	65-82	.793
1981-82	Karon Henderson	55-71	.775
1980-81	Karon Henderson	44-57	.772
1979-80	Mike Freeman	83-101	.821
1978-79	Mike Freeman	48-62	.774
1977-78	Ed Johnson	80-96	.833
1976-77	Ed Johnson	97-126	.769
1975-76	Otis Horne	39-50	.780
1974-75	Gary Domzalski	55-67	.836
1973-74	Otis Horne	32-42	.762
1972-73	Bob Vartanian	50-62	.806
1971-72	Jim Tribble	49-65	.754
1970-71	Roger Kremblas	75-96	.781
1969-70	Roger Kremblas	62-78	.795
1968-69	Ed Eberle	51-66	.773

3-PT. FIELD GOAL PERCENTAGE

Season	Player	FGM-FGA	Pct.
2019-20	Ronaldo Segu	34-94	.362
2018-19	CJ Massinburg	93-233	.399
2017-18	Jeremy Harris	92-220	.418
2016-17	Willie Conner	67-181	.370
2015-16	CJ Massinburg	44-113	.389
2014-15	Jarryn Skeete	61-158	.386
2013-14	Joshua Freelove	72-175	.411
2012-13	Will Regan	47-113	.416
	Tony Watson II	77-185	.416
2011-12	Zach Filzen	97-243	.399
2010-11	Zach Filzen	110-267	.412
2009-10	John Boyer	46-120	.383
2008-09	Sean Smiley	24-60	.400
2007-08	Andy Robinson	55-160	.344
2006-07	Eric Moore	75-192	.391
2005-06	Calvin Cage	89-217	.410
2004-05	Roderick Middleton	33-81	.407
2003-04	Jason Bird	43-92	.467
2002-03	Davis Lawrence	13-35	.371
2001-02	Davis Lawrence	19-41	.463
2000-01	Davis Lawrence	12-29	.414
1999-00	Alexei Vasiliev	48-112	.429
1998-99	Louis Campbell	24-76	.316
1997-98	Mike Martinho	82-212	.387
1996-97	Mike Martinho	89-239	.372
1995-96	Mike Martinho	94-226	.416
1994-95	Mike Martinho	63-184	.382
1993-94	Lou Johnson	20-67	.299
1992-93	Kelvin Brown	23-84	.274
1991-92	John Blalock	22-60	.367
1990-91	Rick Coleman	55-108	.509
1989-90	Rick Coleman	39-105	.371
1988-89	Rick Coleman	25-62	.403
1987-88	Brace Lowe	24-55	.446
1986-87	Nick O'Neil	25-69	.362
1985-86	David Bell	7-13	.538

STEALS

Season	Player	No.	Avg.
2019-20	Davonta Jordan	67	2.1
2018-19	Dontay Caruthers	53	1.5
2017-18	Davonta Jordan	41	1.1
2016-17	Dontay Carutthers	58	1.8
2015-16	Lamonte Bearden	47	1.6
2014-15	Shannon Evans	56	1.7
2013-14	Jarod Oldham	50	1.7
2012-13	Javon McCrea	45	1.3
2011-12	Jarod Oldham	46	1.5
2010-11	Byron Mulkey	85	2.5
2009-10	Calvin Betts	56	1.9
2008-09	Andy Robinson	44	1.5
2007-08	Andy Robinson	53	1.8
2006-07	Andy Robinson	55	1.8
2005-06	Roderick Middleton	57	1.8
2004-05	Daniel Gilbert	59	1.8
2003-04	Turner Battle	52	1.8
2002-03	Turner Battle	38	1.9
2001-02	Louis Campbell	49	1.8
2000-01	Louis Campbell	54	1.9
1999-00	Louis Campbell	53	1.9
1998-99	Alexei Vasiliev	45	1.5
1997-98	Rasaun Young	40	1.4
1996-97	Rasaun Young	46	1.6
1995-96	Bernard Wheeler	66	2.4
1994-95	Modie Cox	68	2.5
1993-94	Woodrow Williams	61	2.2
1992-93	Devon Chambers	75	2.8
1991-92	John Blalock	70	2.5
1990-91	Rick Coleman	51	2.0
1989-90	Brian Houston	76	2.8
1988-89	Brian Houston	72	2.4
1987-88	Michael Washington	74	2.7
1986-87	Michael Washington	48	1.9
1985-86	Rodney Burton	50	2.0
1984-85	Derek Summers	29	1.2
1983-84	Mike Niles	37	2.6
1982-83	Ron Downs	70	2.6
1981-82	Kevin McMillan	37	1.4
1980-81	Tom Parsons	27	1.0
1979-80	Nate Bouie	37	1.4
1978-79	George Mendenhall	29	1.2
1977-78	Ed Johnson	32	1.3
1976-77	George Cooper	45	1.8
1975-76	Gary Domzalski	67	2.6
1974-75	Gary Domzalski	55	2.2
1973-74	Otis Horne	45	1.8



Tony Watson shot nearly 92% from the free throw line duringthe 2011-12 season

Jeremy Harris shot .418 from three-point range in 2017-18, the high total by a UB player since 2003-04

Louis Campbell led UB in steals from 1999-2002

Mitchell Watt ranks second in school history with 196 blocked shots

BLOCKED SHOTS

Season	Player	No.	Avg.
2019-20	Josh Mball	35	1.1
2018-19	Nick Perkins	30	0.8
2017-18	Jayvon Graves	29	0.8
2016-17	Nick Perkins	25	0.8
2015-16	Ikenna Smart	21	0.6
2014-15	Raheem Johnson	37	1.1
2013-14	Javon McCrea	65	2.2
2012-13	Javon McCrea	89	2.6
2011-12	Mitchell Watt	68	2.2
2010-11	Mitchell Watt	74	2.2
2009-10	Mitchell Watt	39	1.3
2008-09	Calvin Betts	18	0.6
2007-08	Max Boudreau	18	0.6
2006-07	Yassin Idbihi	34	1.2
2005-06	Yassin Idbihi	24	0.7
2004-05	Mark Bortz	41	1.2
2003-04	Mark Bortz	41	1.4
2002-03	Mark Bortz	31	1.1
2001-02	Clement Smith	23	0.9
2000-01	Robert Brown	15	0.5
1999-00	Mike McKie	63	2.3
1998-99	Nikolai Alexeev	33	1.1
1997-98	Nikolai Alexeev	27	0.9
1996-97	Leonard Tangishak	27	0.9
1995-96	Leonard Tangishak	30	1.1
1994-95	Kelvin Robinson	80	3.2
1993-94	Kelvin Robinson	68	2.4
1992-93	Lou Johnson	17	0.6
1991-92	Lou Johnson	15	1.0
1990-91	Rob Middlebrooks	15	0.6
1989-90	Rob Middlebrooks	18	0.7
1988-89	Kevin Frederick	27	0.9
1987-88	Darryl Hall	55	2.0
1986-87	Anthony Miller	21	0.8
1985-86	Joe Etopio	15	0.6
1984-85	Ron Wilkerson	36	3.0
1983-84	Vince Brown	38	1.4
1982-83	Derwin Harris	37	1.4
1981-82	N/A		
1980-81	Ken Jones	24	0.9
1979-80	Nate Bouie	41	1.5
1978-79	N/A		
1977-78	Sam Pellom	64	2.7
1976-77	Sam Pellom	59	2.2
1975-76	Sam Pellom	155	5.9
1974-75	Sam Pellom	97	3.9
1973-74	Mike Jones	50	2.0

ASSISTS

Season	Player	No.	Avg.
2019-20	Davonta Jordan	168	5.3
2018-19	Davonta Jordan	130	3.6
2017-18	Wes Clark	140	5.4
2016-17	Blake Hamilton	141	4.4
2015-16	Lamonte Bearden	125	4.2
2014-15	Shannon Evans	153	4.6
2013-14	Jarod Oldham	153	5.3
2012-13	Tony Watson II	113	3.3
2011-12	Jarod Oldham	183	5.9
2010-11	Byron Mulkey	154	4.5
2008-09	John Boyer	159	5.3
2008-09	Greg Gamble	127	3.8
2007-08	Greg Gamble	75	2.5
2006-07	Greg Gamble	69	2.2
2005-06	Roderick Middleton	86	2.7
2004-05	Turner Battle	146	4.4
2003-04	Turner Battle	119	4.1
2002-03	Turner Battle	91	4.5
2001-02	Turner Battle	102	3.4
2000-01	Louis Campbell	121	4.3
1999-00	Louis Campbell	117	4.2
1998-99	Ryan Peterson	126	4.3
1997-98	Ryan Peterson	152	5.8
1996-97	Bernard Wheeler	76	2.8
1995-96	Bernard Wheeler	104	3.8
1994-95	Modie Cox	182	6.7
1993-94	Modie Cox	138	4.9
1992-93	Devon Chambers	84	3.1
1991-92	John Blalock	98	3.5
1990-91	Torrance LeSure	58	2.2
1989-90	Brian Houston	116	4.3
1988-89	Michael Washington	187	6.2
1987-88	Michael Washington	200	7.4
1986-87	Michael Washington	143	5.7
1985-86	Rodney Burton	77	3.0
1984-85	Rodney Burton	63	2.7
1983-84	Steve Fox	105	4.6
1982-83	Ron Downs	108	4.0
1981-82	Kevin McMillan	80	2.9
1980-81	David Acree	84	3.5
1979-80	David Acree	76	2.9
1978-79	George Mendenhall	44	1.7
1977-78	Rodney McDaniel	94	4.1
1976-77	George Cooper	110	4.4
1975-76	Gary Domzalski	185	7.1
1974-75	Gary Domzalski	235	9.4
1973-74	Ken Pope	156	6.2
1972-73	Bob Vartanian	109	4.5
1971-72	Bob Vartanian	105	4.6
1970-71	Philip Knapp	66	3.0
1969-70	Ron Gilliam	67	3.9

Mark Bortz led the Bulls in blocked shots for three straight seasons

John Boyer led the nation in assist-to-turnover ratio in 2009-10

Greg Gamble led the Bulls in assists from 2006-09

INDIVIDUAL SINGLE GAME RECORDS

Points Scored

1.	Mike Martinho (Rochester, 2/3/98)	44
2.	CJ Massinburg (West Virginia, 11/9/18)	43
3.	Jim Horne (Rochester, 2/23/55)	41
T4.	Darryl Hall (St. Anselm, 11/20/87)	39
T4.	Rasaun Young, (NE Illinois, 2/15/97)	39
6.	Otis Horne (Catholic, 1/25/75)	38
T7.	Calvin Cage (Kent State, 2/15/06)	37
T7.	Curtis Blackmore (Tenn-Chatt., 2/19/73)	37
T7.	Jack Chalmers (Hobart, 3/2/51)	37
T7.	Mike Martinho (Troy State, 2/22/96)	37

Points Scored - Road Game

1.	CJ Massinburg (West Virginia, 11/9/18)	43
2.	Mike Martinho (Troy State, 2/22/96)	37
T3.	John Blalock (UMBC, 1/30/92)	36
T3.	Blake Hamilton (UA-Anchorage, 11/23/16)	36
T5.	Andy Robinson (No. Illinois 2/5/08)	35
T5.	Mike Martinho (Chicago St., 2/12/96)	35
T5.	Eric Moore (Bowling Green, 1/7/07)	35
8.	Jim Horne (Toronto, 2/2/55)	34
T9.	Blake Hamilton (Akron, 1/28/17)	33
T9.	**Jayvon Graves (Kent State, 2/21/20)**	**33**

Points Scored - Home Game

1.	Mike Martinho (Rochester, 2/3/98)	44
2.	Jim Horne (Rochester, 2/23/55)	41
T3.	Darryl Hall (St. Anselm, 11/20/87)	39
T3.	Rasaun Young (NE Illinois, 2/15/97)	39
5.	Otis Horne (Catholic, 1/25/75)	38
T6.	Calvin Cage (Kent State, 2/15/06)	37
T6.	Jack Chalmers (Hobart, 3/2/51)	37

Rebounds

1.	Curtis Blackmore (Tenn-Chatt., 2/19/73)	32
2.	Sam Pellom (Va. Commonwealth, 1975-76)	31
3.	Curtis Blackmore (Stony Brook, 1970-71)	29
4.	Sam Pellom (Army, 1975-76)	28
T5.	Sam Pellom (Rochester, 2/25/75)	26
T5.	Curtis Blackmore (Georgia St., 12/28/71)	26
7.	Sam Pellom (Temple, 12/19/77)	24
T8.	Yassin Idbihi (Bowling Green, 2/13/07)	20
T8.	Sam Pellom (LeMoyne, 2/16/77)	20
T8.	Curtis Blackmore (1970-71)	20
T8.	Javon McCrea (Central Michigan, 2/8/14)	20
T12.	Calvin Betts (Kent State, 3/12/09)	18
T12.	Darcel Williams (Kent State, 1/9/02)	18
T12.	Otis Horne (St. Francis, NY, 12/29/73)	18
T12.	Ken Parr (Villanova, 12/2/60)	18

Field Goals Made

1.	Otis Horne (Catholic, 1/25/75)	18
2.	Curtis Blackmore (Tenn-Chatt., 2/19/73)	17
T3.	Curtis Blackmore (E. Michigan, 2/8/72)	16
T3.	Rasaun Young (NE Illinois (2/15/97)	16
T5.	Javon McCrea (Milwaukee, 12/5/12)	15
T5.	Darryl Hall (St. Anselm, 11/20/87)	15
T7.	Javon McCrea (Youngstown St., 12/10/11)	14
T7.	Mike Martinho (Rochester, 2/3/98)	14
T7.	Sam Pellom (1975-76)	14
T7.	Horace Brawley (Cleveland St., 12/5/73)	14
T7.	Justin Moss (Toledo, 2/10/15)	14

Field Goals Attempted

1.	Otis Horne (1975-75)	32
T2.	Otis Horne (1973-74)	31
T2.	Horace Brawley (Gannon, 1972-73)	31
4.	Curtis Blackmore (Georgia St., 12/28/71)	29
5.	Otis Horne (1975-76)	28
6.	Rodney Pierce (W. Michigan, 2/1/10)	26
T7.	Mike Martinho (Troy St., 2/22/96)	25
T7.	Darryl Hall (St. Anselm, 11/20/87)	25
T9.	Jamie Anderson (Miss. Valley St., 12/29/95)	24
T9.	Blake Hamilton (UA-Anchorage, 11/23/16)	24

Mike Martinho scored a school-best 44 points in one game in the 1997-98 season.

3-Pt. Field Goals Made

1.	Eric Moore (Bowling Green, 1/7/07)	11
2.	Mike Martinho (Troy St., 2/22/96)	10
3.	CJ Massinburg (West Virginia, 11/9/18)	9
T4.	Mike Martinho (Canisius, 12/5/95)	8
T4.	Mike Martinho (Chicago St., 2/12/96)	8
T4.	Andy Robinson (No. Illinois, 2/5/08)	8
T4.	Joshua Freelove (E. Michigan, 3/13/14)	8
T4.	Shannon Evans (Cornell, 1/3/15)	8
T4.	Willie Conner (Coppin St., 12/10/16)	8
T10.	Tony Watson (Manhattan, 2/23/13)	7
T10.	Mike Martinho (Georgia Southern, 12/30/96)	7
T10.	Jamie Anderson (Troy St., 2/12/96)	7
T10.	Jamie Anderson (Miss. Valley St., 12/29/95)	7
T10.	**Jayvon Graves (Ohio, 2/19/19)**	**7**
T10.	**Jayvon Graves (Kent State, 2/21/20)**	**7**

3-Pt. Field Goals Attempted

1.	Mike Martinho (Troy St., 2/22/96)	21
2.	Mike Martinho (UMKC, 2/8/97)	18
T3.	Jamie Anderson (Miss. Valley St., 12/29/95)	16
T3.	Eric Moore (Bowling Green, 1/7/07)	16
T5.	Joshua Freelove (E. Michigan, 3/13/14)	15
T5.	CJ Massinburg (West Virginia, 11/9/18)	15
T7.	Mike Martinho (Chicago St., 2/12/96)	14
T7.	Mike Martinho (Boston College, 12/11/94)	14
T7.	Zach Filzen (Bowling Green, 1/8/11)	14
T7.	Willie Conner (Coppin St., 12/10/16)	14

Free Throws Made

1.	Rasaun Young (E. Illinois, 2/27/95)	18
2.	John Blalock (Marist, 12/21/91)	17
T3.	Javon McCrea (Kent State, 1/16/13)	15
T3.	Yassin Idbihi (Bowling Green, 2/13/07)	15
T3.	Wayne James (Oswego, 12/7/85)	15
T6.	Andy Robinson (Kent State, 1/6/08)	14
T6.	Robert Brown (Valparaiso, 12/22/01)	14
T6.	Rasaun Young (Niagara, 11/30/96)	14
T6.	Modie Cox (St. Peter's, 12/30/93)	14
T6.	Gary Domzalski (1974-75)	14
T11.	Javon McCrea (Yale, 11/17/12)	13
T11.	Calvin Cage (Bowling Green, 2/26/06)	13
T11.	Rasaun Young (NE Illinois, 1/27/97)	13
T11.	Rasaun Young (Troy St., 1/13/97)	13
T11.	Nate Bouie (1979-80)	13
T11.	Javon McCrea (Niagara, 11/13/13)	13
T11.	Shannon Evans (Manhattan, 12/21/13)	13
T11.	Javon McCrea (Kent State, 2/22/14)	13
T11.	Justin Moss (Western Michigan, 1/10/15)	13
T11.	Blake Hamilton (Akron, 2/24/17)	13

Free Throws Attempted

1.	Rasaun Young (E. Illinois, 2/27/95)	26
2.	Darryl Hall (Saginaw Valley St., 1/3/88)	20
T3.	Robert Brown (Valparaiso, 12/22/01)	18
T3.	John Blalock (Marist, 12/21/91)	18
T3.	Wayne James (Oswego, 12/7/85)	18
T3.	Nate Bouie (1979-80)	18
T6.	Nikolai Alexeev (Niagara, 11/19/99)	17
T6.	Rasaun Young (Niagara, 11/30/96)	17
T6.	Vince Brown (Buffalo St., 2/18/84)	17
T6.	Robert Brown (Ohio, 1/29/01)	17
T6.	Blake Hamilton (Akron, 2/24/17)	17

Assists

1.	Gary Domzalski (Youngstown St., 1974-75)	22
2.	George Cooper, (1975-76)	18
T3.	Modie Cox (Chicago St., 2/6/95)	15
T3.	Ken Pope, (Rochester, 3/2/74)	15
T5.	Byron Mulkey (Ohio, 3/4/07)	14
T5.	Michael Washington (Mansfield, 12/14/88)	14
T5.	Michael Washington (Pitt-Johnstown, 2/8/89)	14
T5.	Michael Washington (Queens, 11/21/88)	14
9.	Steve Fox (Geneseo St., 2/7/84)	13
T10.	Michael Washington (Florida Tech, 12/29/87)	12
T10.	John Boyer (Towson, 11/21/09)	12
T10.	Jarryn Skeete (Central Michigan, 1/16/16)	12

Blocked Shots

1.	Sam Pellom (Cleveland St., 1975-76)	13
2.	Sam Pellom (1974-75)	9
T3.	Javon McCrea (Kent State, 2/27/13)	8
T3.	Maliso Libomi (N. Illinois, 2/20/99)	8
T3.	Kelvin Robinson (NE Illinois, 3/5/94)	8
T3.	Mitchell Watt (Kent State, 1/19/11)	8
T3.	Javon McCrea (N. Illinois, 1/8/14)	8
T3.	Raheem Johnson (Bowling Green, 3/3/17)	8
T9.	Kelvin Robinson (UNC-Greensboro, 12/28/94)	7
T9.	Kelvin Robinson (Youngstown St., 1/14/95)	7
T9.	Kelvin Robinson (W. Illinois, 1/23/95)	7
T9.	Darryl Hall (Saginaw Valley St., 1/3/88)	7
T9.	Derwin Harris (Brockport St., 1/28/83)	7
T9.	Otis Horne (1973-74)	7

Steals

T1.	Modie Cox (Iona, 12/29/94)	8
T1.	Michael Washington (Pace, 2/20/88)	8
T1.	Gary Domzalski (1973-74)	8
T4.	Seven players with	7

Most Points

1.	St. Anselm, 87-88	120
2.	Toronto, 71-72	116
3.	Ohio, 18-19	114
4.	Daemen College, 84-85	113
T5.	Brockport, 75-76	111
T5.	Buffalo State, 11-12	111
T7.	Chicago State, 97-98	110
T7.	Eastern Illinois, 94-95	110
T7.	Dartmouth, 18-19	110
T7.	Toledo, 18-19	110

Most Points - Road Game

T1.	Rochester, 73-74	106
T1.	Niagara, 17-18	106
3.	Kent State, 19-20	104
4.	Embry-Riddle, 97-98	103
5.	Chicago State, 01-02	100
6.	Central Michigan, 16-17	99
7.	Georgia St., 71-72	98
T8.	Central Michigan, 07-08	96
T8.	Ohio, 15-16	96
T10.	Western Illinois, 96-97	95
T10.	Chicago State, 96-97	95

Most Points - Home Game

1.	St. Anselm, 87-88	120
2.	Daemen College, 84-85	113
3.	Ohio, 18-19	114
T4.	Brockport, 75-76	111
T4.	Buffalo State, 11-12	111
T6.	Eastern Illinois, 94-95	110
T6.	Dartmouth, 18-19	110
T6.	Toledo, 18-19	110
T9.	Pitt-Bradford, 15-16	109
T9.	Nazareth, 19-20	109

Most Points - Opponents

1.	St. Anselm, 71-72	125
T2.	Holy Cross, 76-77	123
T2.	Syracuse, 73-74	123
T4.	Towson, 91-92	122
T4.	Detroit, 77-78	122
6.	Wake Forest, 82-83	121
T7.	Kent State, 05-06	111
T7.	Albany, 74-75	111
T9.	Eastern Michigan, 71-72	109
T9.	Maryland, 70-71	109
T9.	UNC Charlotte, 82-83	109
T9.	Brockport, 75-76	109

Most Points - Opponents Road Game

T1.	Holy Cross, 76-77	123
T1.	Syracuse, 73-74	123
3.	Detroit, 77-78	122
4.	Wake Forest, 82-83	121
5.	Syracuse, 77-78	113

Most Points - Opponent Home Game

1.	Kent State, 05-06	111
T2.	Brockport, 75-76	109
T2.	Eastern Michigan, 71-72	109
4.	Pittsburgh, 74-75	107
5.	Niagara, 99-00	105



Co-captains Bill Smith (left), Mike Washington and teammates scored 120 points in a game during the 1987-88 season.

Rebounds

1.	Rochester, 74-75	95
2.	Toronto, 70-71	82
3.	Georgia St., 71-72	77
4.	Brockport, 75-76	76
5.	Oglethorpe, 72-73	73
6.	Buffalo State, 11-12	68
7.	Bowling Green, 06-07	65
8.	Iona, 73-74	62
9.	Troy State, 93-94	58

Field Goals Made

1.	Rochester, 73-74	49
2.	Ohio Northern, 71-72	47
T3.	Brockport, 75-76	46
T3.	Stony Brook, 73-74	46
5.	Dartmouth, 18-19	45
6.	Youngstown State, 74-75	44
7.	Chicago State, 94-95	43
8.	Toledo, 18-19	43
9.	Toronto, 70-71	42
T10.	Chicago State, 97-98	40
T10.	Chicago State, 93-94	40
T10.	Pitt-Bradford, 15-16	40
T10.	Niagara, 17-18	40
T10.	Nazareth, 19-20	40

Field Goal Percentage

1.	Eastern Michigan, 02-03	.672
T2.	Ohio, 05-06	.667
T2.	Eastern Michigan, 09-10	.667
3.	Chicago State, 94-95	.652
4.	Bowling Green, 16-17	.635
5.	Akron, 13-14	.633

3-Pt. Field Goals Made

1.	Ohio, 18-19	19
2.	Troy State, 95-96	18
3.	Texas A&M, 17-18	17
T4.	Marist, 18-19	16
T4.	Nazareth, 19-20	16
T4.	Niagara, 19-20	16
T7.	Arizona, 17-18	15
T7.	Coppin State, 16-17	15
T7.	Toledo, 18-19	15
T7.	Ohio, 18-19	15
T7.	Kent State, 19-20	15

3-Pt. Field Goals Attempted

1.	UMKC, 96-97	42
2.	Boston College, 94-95	41
3.	Troy State, 95-96	40
4.	Texas A&M, 17-18	39
5.	West Virginia, 18-19	37

Free Throws Made

1.	St. Rose, 89-90	41
2.	Bowling Green, 06-07	39
3.	Bowling Green, 03-04	35
T4.	Kent State, 12-13	33
T4.	Southern Utah, 97-98	33
T6.	Bowling Green, 05-06	32
T6.	Chicago State, 97-98	32
T6.	Central Conn. State, 94-95	32
T6.	Niagara, 71-72	32
T6	Northern Illinois, 15-16	32

Most Personal Fouls

1.	Eastern Michigan, 02-03	42
T2.	Syracuse, 73-74	36
T2.	Ohio, 15-16	36
T4.	Syracuse, 74-75	34
T4.	Niagara, 71-72	34
T6.	UNC Asheville, 07-08	33
T6.	Toledo, 03-04	33
T6.	Marshall, 00-01	33
T6.	Central Michigan, 00-01	33
T6.	Eastern Michigan, 15-16	33

Blocked Shots

1.	Cleveland State, 75-76	21
2.	Youngstown State, 74-75	16
3.	Bowling Green, 19-20	13
T4.	Kent State, 12-13	12
T4.	Fairleigh Dickinson, 73-74	12
T4.	Manhattan, 13-14	12
T7.	Northeastern Illinois, 93-94	11
T7.	Navy, 10-11	11
T7.	Nazareth, 16-17	11
T7.	St. Francis (PA), 18-19	11

Steals

1.	Mansfield, 88-89	24
2.	Mansfield, 89-90	21
T3.	Cornell, 75-76	20
T3.	Cleveland State, 73-74	20
5.	Niagara, 74-75	18

INDIVIDUAL SINGLE SEASON RECORDS

Minutes Played

1.	CJ Massinburg, 17-18	1,222
2.	Jeremy Harris, 17-18	1,197
3.	Byron Mulkey, 10-11	1,192
4.	Turner Battle, 04-05	1,160
5.	Zach Filzen, 10-11	1,151
6.	Calvin Cage, 05-06	1,138
7.	CJ Massinburg, 18-19	1,134
8.	Shannon Evans, 14-15	1,139
9.	Jeremy Harris, 18-19	1,125
10.	Roderick Middleton, 05-06	1,104

Points Scored

1.	CJ Massinburg, 18-19	636
T2.	Javon McCrea, 12-13	611
T2.	CJ Massinburg, 17-18	611
4.	Calvin Cage, 05-06	592
5.	John Blalock, 91-92	590
6.	Nick Perkins, 17-18	584
7.	Justin Moss, 14-15	579
8.	Blake Hamilton, 16-17	559
9.	Jeremy Harris, 17-18	557
10.	Rasaun Young, 97-98	554

Points Per Game

1.	Jim Horne, 54-55	24.9
2.	Jim Horne, 52-53	22.9
3.	John Blalock, 91-92	21.1
4.	Jim Horne, 53-54	20.7
5.	Harold Kuhn, 51-52	20.2
6.	Rasaun Young, 97-98	19.8
7.	Rasaun Young, 96-97	19.6
8.	Jack Chalmers, 50-51	18.8
9.	Curtis Blackmore, 71-72	18.7
T10.	Calvin Cage, 05-06	18.5
T10.	Javon McCrea, 13-14	18.5

Rebounds

1.	Curtis Blackmore, 72-73	427
2.	Sam Pellom, 75-76	420
3.	Curtis Blackmore, 71-72	403
4.	Jim Horne, 54-55	366
5.	Sam Pellom, 77-78	311
6.	Josh Mballa, 19-20	308
7.	Justin Moss, 14-15	303
8.	Javon McCrea, 13-14	286
9.	Sam Pellom, 74-75	275
10.	Sam Pellom, 76-77	273

Rebounds Per Game

1.	Curtis Blackmore, 72-73	17.8
2.	Curtis Blackmore, 71-72	16.8
3.	Jim Horne, 55-56	16.6
4.	Sam Pellom, 75-76	16.2
5.	Sam Pellom, 77-78	12.9
6.	Curtis Blackmore, 70-71	12.3
7.	Sam Pellom, 74-75	11.0
8.	Sam Pellom, 76-77	10.5
9.	Javon McCrea, 13-14	9.9
10.	Kelvin Robinson, 94-95	9.8

Field Goals Made

1.	Javon McCrea, 12-13	240
2.	Nick Perkins, 17-18	211
3.	Jayvon Graves, 19-20	204
4.	Justin Moss, 14-15	203
5.	Jeremy Harris, 17-18	203
6.	Javon McCrea, 13-14	202
7.	CJ Massinburg, 18-19	199
8.	CJ Massinburg, 17-18	196
9.	Jeremy Harris, 18-19	194
10.	John Blalock, 91-92	193

Field Goals Attempted

1.	Jayvon Graves, 19-20	479
2.	Jeremy Harris, 18-19	465
3	Rodney Pierce, 09-10	458
4.	Horace Brawley, 73-74	452
5.	Nick Perkins, 17-18	445
6.	Calvin Cage, 05-06	440
7.	Blake Hamilton, 16-17	437
T8.	Javon McCrea, 12-13	431
T8.	Rodney Pierce, 08-09	431
T8.	Jeremy Harris, 17-18	431

3-Pt. Field Goals Made

1.	Zach Filzen, 10-11	110
2.	Zach Filzen, 11-12	97
3.	Mike Martinho, 95-96	94
4.	CJ Massinburg, 18-19	93
5.	Jeremy Harris, 17-18	92
T6.	Calvin Cage, 05-06	89
T6.	Mike Martinho, 96-97	89
T6.	CJ Massinburg, 17-18	89
9.	Mike Martinho, 97-98	82
10.	Tony Watson, 12-13	77

3-Pt. Field Goals Attempted

1.	Zach Filzen, 10-11	267
2.	Zach Filzen, 11-12	243
3.	Mike Martinho, 96-97	239
4.	CJ Massinburg, 18-19	233
5.	Jeremy Harris, 18-19	231
6.	Mike Martinho, 95-96	226
T7.	Jeremy Harris, 17-18	220
T7.	CJ Massinburg, 17-18	220
8.	Calvin Cage, 05-06	217
10.	Mike Martinho, 97-98	212

Free Throws Made

T1.	John Blalock, 91-92	177
T1.	Rasaun Young, 97-98	177
3.	Jim Horne, 54-55	176
4.	Rasaun Young, 96-97	174
5.	Justin Moss, 14-15	173
6.	Jim Horne, 52-53	162
7.	Jim Horne, 53-54	159
8.	Rasaun Young, 94-95	149
9.	Calvin Cage, 05-06	147
10.	CJ Massinburg, 18-19	145

Free Throws Attempted

1.	Rasaun Young, 96-97	250
2.	Jim Horne, 54-55	249
3.	Rasaun Young, 97-98	244
4.	Justin Moss, 14-15	237
5.	John Blalock, 91-92	229
6.	Jim Horne, 53-54	228
7.	Jim Horne, 52-53	223
8.	Robert Brown, 00-01	222
9.	Rasaun Young, 94-95	216
10.	Javon McCrea, 13-14	198

Assists

1.	Gary Domzalski, 74-75	235
2.	Michael Washington, 86-87	200
3.	Gary Domzalski, 75-76	185
4.	Jarod Oldham, 11-12	183
5.	Modie Cox, 94-95	182
6.	Davonta Jordan, 19-20	168
7.	John Boyer, 09-10	159
8.	Ken Pope, 73-74	156
9.	Byron Mulkey, 10-11	154
T10.	Jarod Oldham, 13-14	153
T10.	Shannon Evans, 14-15	153

Steals

1.	Byron Mulkey, 10-11	85
2.	Brian Houston, 89-90	76
3.	Michael Washington, 87-88	74
T4.	John Blalock, 91-92	70
T4.	Ron Downs, 82-83	70
6.	Modie Cox, 94-95	68
T7.	Gary Domzalski, 74-75	67
T7.	Davonta Jordan, 19-20	67
9.	Bernard Wheeler, 95-96	66
10.	Woodrow Williams, 93-94	61

Blocked Shots

1.	Sam Pellom, 74-75	155
2.	Sam Pellom, 75-76	97
3.	Javon McCrea, 12-13	89
4.	Kelvin Robinson, 94-95	80
5.	Mitchell Watt, 10-11	74
T6.	Kelvin Robinson, 93-94	68
T6.	Mitchell Watt, 11-12	68
8.	Javon McCrea, 13-14	65
9.	Sam Pellom, 77-78	64
10.	Mike McKie, 99-00	63

Byron Mulkey set a school record with 85 steals in 2010-11

TEAM SINGLE SEASON RECORDS

The 2017-18 team set nearly every offensive record and set a school mark with 27 wins, including the school's first NCAA Tournament victory.

Most Wins

1.	2018-19	32
2.	2017-18	27
T3.	2004-05	23
T3.	2014-15	23
5.	2008-09	21
T6.	2010-11	20
T6.	2011-12	20
T6	2015-16	20
T6.	2019-20	20

Points Per Game

1.	2017-18	84.6
2.	2018-19	84.4
3.	1971-72	80.8
4.	1969-70	79.4
5.	2019-20	78.6
6.	1975-76	78.4
7.	1973-74	78.2
8.	1972-73	77.8
9.	2016-17	77.7
10.	2015-16	77.4

Rebounds

1.	2018-19	1,471
2.	2017-18	1,388
3.	2015-16	1,362
4.	2019-20	1,342
5.	1975-76	1,340
6.	2016-17	1,294
7.	1974-75	1,282
8.	2014-15	1,260
9.	1987-88	1,248
10.	2011-12	1,245

Field Goals Made

1.	2017-18	1,105
2.	2018-19	1,083
3.	2019-20	927
4.	2015-16	915
5.	2010-11	879
6.	2016-17	877
7.	2004-05	876
8.	1988-89	863
9.	1975-76	860
10.	1973-74	844

Field Goals Attempted

1.	2018-19	2,346
2.	2017-18	2,335
3.	2019-20	2,139
4.	2015-16	2,096
5.	1973-74	2,041
6.	1975-76	1,957
7.	2004-05	1,946
8.	2016-17	1,945
9.	2014-15	1,922
10.	1988-89	1,902

Field Goal Percentage

1.	1983-84	.502
T2.	1982-83	.487
T2.	1979-80	.487
4.	1985-86	.485
5.	1990-91	.475
T6.	2017-18	.473
T6.	1980-81	.473
8.	2010-11	.472
9.	1989-90	.469
10.	2011-12	.465

3-Pt. Field Goals Made

1.	2017-18	351
2.	2018-19	344
3.	2015-16	263
4.	2019-20	261
5.	2016-17	240
6.	2004-05	220
7.	2012-13	215
8.	2011-12	212
9.	2005-06	208
10.	2009-10	207

3-Pt. Field Goals Attempted

1.	2018-19	1023
2.	2017-18	948
3.	2019-20	809
4.	2015-16	776
5.	2016-17	727
6.	2012-13	620
7.	2004-05	619
8.	2011-12	601
9.	2009-10	597
10.	2014-15	583

3 Pt. Field Goal Percentage

1.	1985-86	.500
2.	1990-91	.407
3.	2003-04	.379
4.	2010-11	.375
5.	2017-18	.370

Free Throws Made

1.	2015-16	616
2.	2014-15	589
3.	2005-06	577
4.	1996-97	547
5.	2018-19	527
6.	2006-07	520
7.	1997-98	510
8.	2016-17	492
9.	2004-05	490
10.	2013-14	487

Free Throws Attempted

1.	2015-16	867
2.	1996-97	834
3.	2014-15	819
4.	2005-06	768
5.	2018-19	767
6.	2006-07	752
7.	2004-05	717
8.	2016-17	711
9.	1997-98	701
10.	2017-18	695

Free Throw Percentage

1.	2005-06	.751
2.	1997-98	.728
3.	2014-15	.719
4.	2009-10	.717
5.	1981-82	.713
6.	2013-14	.712
7.	2015-16	.710
8.	1984-85	.706
T9.	2012-13	.703
T9.	1991-92	.703
T9.	1989-90	.703

Personal Fouls

1.	2017-18	755
2.	2015-16	749
3.	2016-17	735
4.	2004-05	711
5.	2007-08	685
6.	2006-07	661
7.	2018-19	659
8.	1992-93	646

Assists

1.	1973-74	612
2.	2018-19	599
3.	2017-18	597
4.	1974-75	546
5.	1975-76	535
6.	2011-12	511
7.	2012-13	510
8.	2010-11	478
9.	1972-73	476
10.	2019-20	473

Steals

1.	2004-05	290
2.	1974-75	286
3.	1992-93	284
4.	1988-89	283
5.	1982-83	279
6.	1975-76	273
7.	2010-11	269
8.	2018-19	263
9.	1987-88	258
10.	1989-90	257

Blocked Shots

1.	1975-76	305
2.	2010-11	183
3.	1974-75	181
4.	1973-74	159
5.	2011-12	158
6.	2012-13	156
7.	2019-20	147
8.	2017-18	146
9.	2018-19	140
10.	2013-14	137

CAREER RECORDS

Games Played

1.	Nick Perkins, 15-19	139
2.	Davonta Jordan, 16-20	135
3.	CJ Massinburg, 15-19	130
T4.	Mitchell Watt, 08-12	128
T4.	Javon McCrea, 10-14	128
6.	Titus Robinson, 08-12	125
T7.	Roderick Middleton, 02-06	122
T7.	Yassin Idbihi, 03-07	122
T7.	Jarryn Skeete, 12-16	122
T10.	Calvin Cage, 02-06	121
T10.	Calvin Betts, 06-10	121

Total Points

1.	Javon McCrea, 10-14	2,004
2.	CJ Massinburg, 15-19	1,990
3.	Rasaun Young, 93-98	1,908
4.	Jim Horne, 51-55	1,833
5.	Nick Perkins, 15-19	1,772
6.	Mike Martinho, 94-98	1,708
7.	Yassin Idbihi, 03-07	1,514
8.	Turner Battle, 01-05	1,414
9.	Sam Pellom, 74-78	1,403
10.	Louis Campbell, 98-02	1,385
11.	Rob Middlebrooks, 88-92	1,337
12.	Calvin Cage, 02-06	1,314
13.	Curtis Blackmore, 70-73	1,287
14.	Rick Coleman, 87-91	1,280
15.	John Fitzpatrick, 79-83	1,221

Scoring by Class

Freshman

1.	Javon McCrea	400
2.	CJ Massinburg	396
3.	Jim Horne	374

Sophomore

1.	Shannon Evans	507
2.	Rasaun Young	486
3.	Mike Martinho	479

Junior

T1.	Javon McCrea	611
T1.	CJ Massinburg	611
3.	Justin Moss	579

Senior

1.	CJ Massinburg	636
2.	Calvin Cage	592
3.	John Blalock	590

Rebounds

1.	Sam Pellom, 74-78	1,297
2.	Curtis Blackmore, 70-73	1,175
3.	Javon McCrea, 10-14	988
4.	Nick Perkins, 15-19	848
5.	Yassin Idbihi, 03-07	844
6.	CJ Massinburg, 15-19	769

Field Goals Made

1.	Javon McCrea, 10-14	798
2.	Rasaun Young, 93-98	648
3.	Nick Perkins, 15-19	639
4.	CJ Massinburg, 15-19	626
5.	Sam Pellom, 74-78	603

Field Goals Attempted

1.	Nick Perkins, 15-19	1,406
T2.	Javon McCrea, 10-14	1,386
T2.	CJ Massinburg, 15-19	1,386
4.	Rasaun Young, 93-98	1,366
5.	Mike Martinho, 94-98	1,261



Rasaun Young averaged 477 points per season in becoming UB's all-time leading scorer with 1,908 points. That record lasted until 2013-14.

Field Goal Percentage

1.	Javon McCrea, 10-14	.576
2.	Rob Middlebrooks, 88-92	.553
3.	Bill Barth, 63-66	.550
4.	Bill Smith, 86-90	.547
5.	Otis Horne, 72-76	.536

3-Pt. Field Goals Made

1.	Mike Martinho, 94-98	328
2.	CJ Massinburg, 15-19	273
3.	Zach Filzen 09-12	222
4.	Calvin Cage, 02-06	221
5.	Jarryn Skeete, 12-16	185

3-Pt. Field Goals Attempted

1.	Mike Martinho, 94-98	861
2.	CJ Massinburg, 15-19	708
3.	Calvin Cage, 02-06	619
4.	Zach Filzen, 09-12	555
5.	Jarryn Skeete, 12-16	549

3 Pt. Field Goal Percentage

1.	Brace Lowe, 87-89	.452
2.	Rick Coleman, 88-91	.450
3.	Joshua Freelove, 13-14	.411
4.	Zach Filzen 09-12	.400
5.	Tony Watson, 09-13	.396

Free Throws Made

1.	Rasaun Young, 93-98	568
2.	Jim Horne, 51-55	497
3.	CJ Massinburg, 15-19	465
4.	Javon McCrea, 10-14	407
5.	Mike Martinho, 94-98	394

Free Throws Attempted

1.	Rasaun Young, 93-98	828
2.	Jim Horne, 51-55	700
3.	Javon McCrea, 10-14	653
4.	CJ Massinburg, 15-19	614
5.	Nick Perkins, 15-19	521

Free Throw Percentage

1.	Tony Watson, 09-13	.856
T2.	Calvin Cage, 02-06	.821
T2.	Darcel Williams, 01-02	.821
T2.	Joseph Tontillo, 56-59	.821
5.	Harvey Poe, 63-66	.820

Assists

1.	Gary Domzalski, 72-76	565
2.	Davonta Jordan, 16-20	522
3.	Michael Washington, 86-89	518
4.	Turner Battle, 01-05	458
5.	Jarod Oldham, 10-14	409

Blocked Shots

1.	Sam Pellom, 74-78	375
2.	Javon McCrea, 10-14	250
3.	Mitchell Watt, 08-12	196
4.	Kelvin Robinson, 93-95	148
5.	Mark Bortz, 01-05	127

Steals

1.	Louis Campbell, 98-02	198
2.	Andy Robinson, 05-09	187
3.	Michael Washington, 86-89	184
4.	Davonta Jordan, 16-20	179
5.	Rasaun Young, 93-98	172

Turner Battle became the first player is school history to compile 1,000 points, 500 rebounds and 400 assists in a career.

Modern era records are defined as the 1991-92 season to present, representing UB's return to NCAA Division I Athletics.

Minutes Played

1.	CJ Massinburg, 17-18	1,222
2.	Jeremy Harris, 17-18	1,197
3.	Byron Mulkey, 10-11	1,192
4.	Turner Battle, 04-05	1,160
5.	Zach Filzen, 10-11	1,150

Points Scored

1.	CJ Massinburg, 18-19	636
T2.	Javon McCrea, 12-13	611
T2.	CJ Massinburg, 17-18	611
4.	Calvin Cage, 05-06	592
5.	John Blalock, 91-92	590

Points Per Game

1.	John Blalock, 91-92	21.1
2.	Rasaun Young, 97-98	19.8
3.	Rasaun Young, 96-97	19.6
T4.	Calvin Cage, 05-06	18.5
T4.	Javon McCrea, 13-14	18.5

Rebounds

1.	Josh Mballa, 19-20	308
2.	Justin Moss, 14-15	303
3.	Javon McCrea, 13-14	286
4.	Nick Perkins, 18-19	267
5.	CJ Massinburg, 17-18	264

Rebounds Per Game

1.	Javon McCrea, 13-14	9.9
2.	Kelvin Robinson, 94-95	9.8
3.	Josh Mballa, 19-20	9.6
4.	Yassin Idbihi, 06-07	9.3
5.	Justin Moss, 14-15	9.2

Field Goals Made

1.	Javon McCrea, 12-13	240
2.	Nick Perkins, 17-18	211
3.	Jayvon Graves, 19-20	204
T4.	Justin Moss, 14-15	203
T4.	Jeremy Harris, 17-18	203

Field Goals Attempted

1.	Jayvon Graves, 19-20	479
2.	Jeremy Harris, 18-19	465
3.	Rodney Pierce, 09-10	458
4.	Nick Perkins, 17-18	445
5.	Calvin Cage, 05-06	440

3-Pt. Field Goals Made

1.	Zach Filzen, 10-11	110
2	Zach Filzen, 11-12	97
3.	Mike Martinho, 95-96	94
4.	CJ Massinburg, 18-19	93
5.	Jeremy Harris, 17-18	92

3-Pt. Field Goals Attempted

1.	Zach Filzen, 10-11	267
2.	Zach Filzen, 11-12	243
3.	Mike Martinho, 96-97	239
4.	CJ Massinburg, 18-19	233
5.	Jeremy Harris, 18-19	231

Free Throws Made

T1.	John Blalock, 91-92	177
T1.	Rasaun Young, 97-98	177
3.	Rasaun Young, 96-97	174
4.	Justin Moss, 14-15	173
5.	Rasaun Young, 94-95	149

Free Throws Attempted

1.	Rasuan Young, 96-97	250
2.	Rasaun Young, 97-98	244
3.	Justin Moss, 14-15	237
4.	John Blalock, 91-92	229
5.	Robert Brown, 00-01	222

Steals

1.	Byron Mulkey, 10-11	85
2.	Devon Chambers, 92-93	75
3.	John Blalock, 91-92	70
4.	Modie Cox, 94-95	68
5.	Davonta Jordan, 19-20	67

Assists

1.	Jarod Oldham, 11-12	183
2.	Modie Cox, 94-95	182
3.	Davonta Jordan, 19-20	168
4.	John Boyer, 09-10	159
5.	Byron Mulkey, 10-11	154

Blocked Shots

1.	Javon McCrea, 12-13	89
2.	Kelvin Robinson, 94-95	80
3.	Mitchell Watt, 10-11	74
T4.	Kelvin Robinson, 93-94	68
T4.	Mitchell Watt, 11-12	68

Career Records

Games Played

1.	Nick Perkins, 15-19	139
2.	Davonta Jordan, 16-20	135
3.	CJ Massinburg, 15-19	130
T4.	Mitchell Watt, 08-12	128
T4.	Javon McCrea, 10-14	128

Points Scored

1.	Javon McCrea, 10-pres.	2,004
2.	CJ Massinburg, 15-19	1,990
3.	Rasaun Young, 93-98	1,908
4.	Nick Perkins, 15-19	1,774
5.	Mike Martinho, 94-98	1,708

Field Goals Made

1.	Javon McCrea, 10-14	798
2.	Rasaun Young, 93-98	648
3.	Nick Perkins, 15-19	639
4.	CJ Massinburg, 15-19	626
5.	Yassin Idbihi, 03-07	542

Field Goals Attempted

1.	Nick Perkins, 15-19	1,406
T2.	Javon McCrea, 10-14	1,386
T2.	CJ Massinburg, 15-19	1,386
4.	Rasaun Young, 93-98	1,366
5.	Mike Martinho, 94-98	1,261

3-Pt. Field Goals Made

1.	Mike Martinho, 94-98	328
2.	CJ Massinburg, 15-19	273
3.	Zach Filzen 09-12	222
4.	Calvin Cage, 02-06	221
5.	Jarryn Skeete, 12-16	185

3-Pt. Field Goals Attempted

1.	Mike Martinho, 94-98	861
2.	CJ Massinburg, 17-18	708
3.	Calvin Cage, 02-06	619
4.	Zach Filzen, 09-12	555
5.	Jarryn Skeete, 12-16	549

Free Throws Made

1.	Rasaun Young, 93-98	568
2.	CJ Massinburg, 15-19	465
3.	Javon McCrea, 10-14	407
4.	Mike Martinho, 94-98	394
5.	Yassin Idbihi, 03-07	366

Free Throws Attempted

1.	Rasaun Young, 93-98	828
2.	Javon McCrea, 10-14	653
3.	CJ Massinburg, 15-19	614
4.	Nick Perkins, 15-19	521
5.	Mike Martinho, 94-98	492

Rebounds

1.	Javon McCrea, 10-14	988
2.	Nick Perkins, 15-19	848
3.	Yassin Idbihi, 03-07	844
4.	CJ Massinburg, 18-19	769
5.	Calvin Betts, 06-10	717

Assists

1.	Davonta Jordan, 19-20	522
2.	Turner Battle, 01-05	458
3.	Jarod Oldham, 10-14	409
4.	Modie Cox, 92-95	391
5.	Louis Campbell, 98-02	383

Steals

1.	Louis Campbell, 98-02	198
2.	Andy Robinson, 05-09	187
3.	Davonta Jordan, 16-20	179
4.	Rasaun Young, 93-98	172
5.	Turner Battle, 01-05	170

Blocked Shots

1.	Javon McCrea, 10-14	250
2.	Mitchell Watt, 08-12	196
3.	Kelvin Robinson, 93-95	148
4.	Mark Bortz, 01-05	127
5.	Yassin Idbihi, 03-07	101

1,000 POINT SCORERS

Rk.	Name	Hometown	Years	Points
1.	Javon McCrea	Newark, NY	2010-14	2,004
2.	CJ Massinburg	Dallas, TX	2015-19	1,990
3.	Rasaun Young	New Rochelle, NY	1993-98	1,908
4.	Jim Horne	Buffalo, NY	1951-55	1,833
5.	Nick Perkins	Ypsilanti, MI	2015-19	1,774
6.	Mike Martinho	Rahway, NJ	1994-98	1,708
7.	Yassin Idbihi	Tangier, Morocco	2003-07	1,514
8.	Turner Battle	Kernersville, NC	2001-05	1,414
9.	Sam Pellom	Wilmington, NC	1974-78	1,403
10.	Louis Campbell	Rahway, NJ	1998-02	1,385
11.	Rob Middlebrooks	Binghamton, NY	1988-92	1,337
12.	Calvin Cage	Capitol Heights, MD	2002-06	1,314
13.	Curtis Blackmore	Selkirk, NY	1970-73	1,287
14.	Rick Coleman	Binghamton, NY	1987-91	1,280
15.	Rodney Pierce	Buffalo, NY	2007-10	1,235
16.	John Fitzpatrick	Hauppauge, NY	1979-83	1,221
17.	***Jayvon Graves***	***Malvern, OH***	***2017-pres.***	***1,080***
18.	Harold Kuhn	Buffalo, NY	1949-52	1,065
19.	Jeremy Harris	Greensboro, NC	2017-19	1,062
20.	Mitchell Watt	Goodyear, AZ	2008-12	1,061
21.	Andy Robinson	Schenectady, NY	2005-09	1,019
22.	Blake Hamilton	Pasadena, CA	2015-17	1,004
23.	Jack Chalmers	Williamsville, NY	1948-51	1,003

1 Javon McCrea

2 Massinburg


3 Young

4 Horne

5 Perkins


6 Martinho

7 Idbihi

8 Battle


9 Pellom

10 Campbell

11 Middlebrooks

12 Cage


13 Blackmore

14 Coleman

15 Pierce


16 Fitzpatrick

17 Graves

18 Kuhn

19 Harris

20 Watt

21 Robinson

22 Hamilton

23 Chalmers



Curtis Blackmore 52
1970-73

In three seasons at the University at Buffalo, Curtis Blackmore became one of the most prolific rebounders and scorers in school history. Blackmore's presence is still noticable in the UB record books, especially for rebounding.

Blackmore holds the school record with an incredible 32 rebounds in one game. He is second in career rebounds with 1,175 and holds the single season record with 427. Blackmore has two of the school's three 400-rebound seasons as he also recorded 403 in 1971-72. His 17.8 rebounds per game his senior year still ranks as the best average in UB history.

Blackmore was named team Most Valuable Player in both the 1970-71 season and the 1972-73 season. He had a tryout with the Buffalo Braves team of the NBA following his career at UB. Blackmore was inducted into the UB Athletic Hall of Fame in 1982.



Jim Horne 13
1951-55

When Jim Horne finished his career playing for the University at Buffalo in 1955, he was the school's all-time leading scorer with 1,833 points. That record would stand for over 40 years, and he still ranks second in the school's all-time career scoring list.

Horne has three of the top four scoring averages for a single season for UB. He averaged 24.9 points per game his season year and also averaged 22.9 points his sophomore year and 20.7 points per game his junior season, all before the inception of the three-point line.

A three-year captain for the Bulls, Horne was also a tenacious rebounder and ranks fifth in the UB records for career rebounds. He also ranks second in career free throws made with 497. Horne was inducted into the UB Athletic Hall of Fame in 1966.



Harold Kuhn 19
1949-52

Harold Kuhn was a two-year captain for the Bulls, and helped lead the Bulls to a 46-24 record during his career. In 1952, he was named the Dom Grossi Award recipient as the University at Buffalo's most outstanding athlete for his senior season.

Kuhn was the second player in UB history to total over 1,000 career points, finishing with 1,065. His 485 points scored his senior season still ranks as the seventh best all-time in school history for a single season. That same season, he averaged 20.2 points per game, the fifth best average in UB history. As a senior, he was also named to the Western New York All-Star Team. Kuhn was inducted into the University at Buffalo Athletic Hall of Fame in 1968, the fourth year of inductions into the Hall of Fame.





Sam Pellom
1974-78

50



Sam Pellom played at UB from 1974-78 and is the only Buffalo player to play in the NBA, appearing in almost 200 games with the Atlanta Hawks and Milwaukee Bucks.

In his time at UB, Pellom became Buffalo's career leader in rebounding with 1,297, highlighted by a 1976 season in which he led the nation with 16.2 rebounds per game and was named an honorable mention All-American. He was also a fearless defender, blocking a program-record 375 shots. The franchise, as he was fondly referred to, also ranks sixth in school history in scoring with 1,403 points. Pellom was inducted into the UB Athletic Hall of Fame in 1983.



Rasaun Young
1974-78

11



Rasaun Young played for the Bulls from 1993-98 when the team was a member of the Mid-Continent Conference. He was a three-time first-team all-conference selection and led the league in scoring his senior season, averaging 19.3 points per game. He was also an academic all-conference selection.

A native of New Rochelle, NY, Young finished his career with a school-record 1,908 points and was Buffalo's all-time leading scorer for 16 years before Javon McCrea passed him in 2014. Young was inducted into the Dr. and Mrs. Edmond J. Gicewicz Family UB Athletics Hall of Fame in 2004 and, at the time of his induction, was the UB leader in 11 statistical categories – including career field goals (648) and free throws made (568).

UB Athletic Hall of Fame Members

Following are the 28 players and coaches who represent the men's basketball program as members of the UB Athletic Hall of Fame and the year they were inducted.

James Ailinger	1965
Norb Baschnagel	2009
Turner Battle	2010
Curtis Blackmore	1982
Jack Chalmers	1980
Charlie Daniels	1983
Harold Dautch	1989
Malcolm Eiken (coach)	1984
Louis Farris	1967
Gary Hanley	1999
Robert Harrington	1966
Jim Horne	1966
Harold Kuhn	1968
Dave Levitt	1999
Harold Lewis	1984
Edmund Malanowicz	1965
Mike Martinho	2004
Robert Miske (Myszewski)	1984
Ed Muto (coach)	1982
Ken Parr	1999
Sam Pellom	1983
William Pryor	1986
Leonard Schrag	1986
Len Serfustini (coach)	1978
Marshall Stoll	1987
Thomas Syracuse	1986
Morley Townsend	1987
Rasaun Young	2004