





QUICK FACTS

2019 BUFFALO FOOTBALL

2019 UB FOOTBALL SCHEDULE

Date	Opponent	Time	Television
Thur., Aug. 29	ROBERT MORRIS	7:00 pm	ESPN+
Sat., Sept. 7	at Penn State	7:30 pm	FOX
Sat., Sept. 14	at Liberty	6:00 pm	ESPN+
Sat., Sept. 21	TEMPLE	TBA	TBA
Sat., Sept. 28	at Miami (OH)*	TBA	TBA
Sat., Oct. 5	OHIO*	3:30 pm	TBA
Sat., Oct. 19	at Akron*	TBA	TBA
Sat., Oct. 26	CENTRAL MICHIGAN*	TBA	TBA
Sat., Nov. 2	at Eastern Michigan*	TBA	TBA
Thur., Nov. 14	at Kent State*	7:00 pm	CBS Sports Network
Wed., Nov. 20	TOLEDO*	7:30 pm	ESPN2/ESPNU
Fri., Nov. 29	BOWLING GREEN*	TBA	ESPNU/CBSN/ESPN3
Sat., Dec. 7	MAC Championship	TBA	TBA

Bold denotes home game

*Mid-American Conference Game

All times are Eastern Standard

Returning Offensive Starters (Pos./Ht./Wt./Cl.)

Kayode Awosika (OL, 6-5, 300, Jr.)
 Jacob Gall (OL, 6-2, 300, So.)
 Thomas Jack-Kurdyla (OL, 6-4, 290, Sr.)
 Evin Ksiezarczyk (OL, 6-6, 315, Sr.)
 Paul Nosworthy (OL, 6-4, 288, Jr.)
 Jaret Patterson (RB, 5-9, 195, So.)

Returning Defensive Starters (Pos./Ht./Wt./Cl.)

Joey Banks (S, 5-10, 200, Sr.)
 DeShondrick Foxworth (DT, 6-1, 290, Sr.)
 Tyrone Hill (S, 6-1, 195, Jr.)
 Chibueze Onwuka (DT, 6-0, 277, Jr.)
 James Patterson (LB, 6-0, 235, So.)
 Aapri Washington (CB, 5-9, 175, So.)

Returning Statistical Leaders

Rushing	Att.	Yds	Avg.	TDs	Long	Avg/Gm
Jaret Patterson	183	1,013	5.5	14	64	72.4
Kevin Marks	180	845	4.7	13	70	60.4

Passing	Cmp.	Att.	Pct.	Yds	TDs	Int.	Avg/Gm
Kyle Vantrease	4	9	44.4	20	0	0	6.7
Dominic Johnson	1	2	50.0	4	0	1	1.0

Receiving	No.	Yds	Avg.	TD	Long	Avg/Gm
Kevin Marks	13	60	4.6	0	10	4.3
Antonio Nunn	12	146	12.2	1	51	10.4
Zac Lefebvre	10	84	8.4	0	25	6.0

Tackles	Tot.	Solo	Ast.	TFL	Sacks	Int./PBU	FR	FF
James Patterson	77	40	37	9.0	1.0	0/2	1	4
Tyrone Hill	46	27	19	1.0	0.0	0/4	2	0
Joey Banks	41	21	20	0.0	0.0	1/6	0	1

The University at Buffalo

Location _____ Buffalo, NY 14260
 Founded _____ 1846
 Enrollment _____ 31,500
 Nickname _____ Bulls
 School Colors _____ Royal Blue & White
 Affiliation _____ NCAA Division I-A
 Conference _____ Mid-American
 President _____ Satish K. Tripathi
 Athletic Director _____ Mark Alnutt

Football Fast Facts

Head Coach _____ Lance Leipold
 Alma Mater _____ Wisconsin-Whitewater, '87
 Record at UB (yrs) _____ 23-27 (4)
 Career Record (yrs) _____ 133-33 (12)
 Offensive Coordinator/Running Backs _____ Andy Kotelnicki
 Defensive Coordinator/Cornerbacks _____ Brian Borland
 Associate Head Coach/Recruiting Coord./Wide Receivers _____ Rob Ianello
 Offensive Line _____ Scott Fuchs
 Tight Ends _____ Alan Hensell
 Quarterbacks/Co-Offensive Coord./Passing Game Coord. _____ Jim Zebrowski
 Linebackers/Defensive Run Game Coordinator _____ Chris Simpson
 Defensive Ends/Special Teams _____ Taiwo Onatolu
 Defensive Tackles _____ Brad McCaslin
 Safeties _____ Jeff Burrow
 Director of High School Relations _____ Grant Murray
 Director of Player Personnel _____ George Ricumstrict
 Assistant AD for Football Operations _____ Michael Painter
 Director of Player Development _____ Rashidi Greene
 Head Strength Coach _____ Matt Gildersleeve
 Stadium _____ UB Stadium (29,013)
 Playing Surface _____ A-Turf Titan
 2018 Record/Conference _____ 10-4/7-1
 Letterwinners returning _____ 47
 Letterwinners lost _____ 26
 Starters returning/lost _____ 8/14
 Offensive starters returning/lost _____ 5/6
 Defensive starters returning/lost _____ 3/8
 Specialists (kicker, punter) returning/lost _____ 1/1
 2019 Captains _____ TBA
 Offensive System _____ Multiple
 Defensive System _____ 4-3

Athletic Communications

Mailing Address _____ 21 Alumni Arena
 _____ Buffalo, NY 14260
 Assistant AD/Communications _____ Jon Fuller
 Office _____ 716-645-6762
 Cell _____ 716-359-2728
 E-mail _____ jfuller3@buffalo.edu
 Associate Director of Communications _____ Brian Wolff
 Office _____ 716-645-6993
 Cell _____ 716-359-2750
 E-mail _____ bcwolff@buffalo.edu

Mid-American Conference

Location _____ Cleveland, OH
 MAC Phone _____ 216-566-4622
 MAC Fax _____ 216-696-2622
 Web Site _____ www.mac-sports.com
 Commissioner _____ Dr. Jon Steinbrecher
 Assoc. Commissioner/Media Relations _____ Ken Mather



@UBFootball
 @CoachLeipold
 @UBAthletics
 @UBJonFuller



/ubbulls
 /ubftball



/ubathletics
 /ubfootball

BUFFALO BULLS



ROSTER

2019 BUFFALO FOOTBALL

2019 University at Buffalo Numerical Football Roster

NO.	PLAYER	POS	CL	HT	WT	HOMETOWN	HS/PREVIOUS SCHOOL
1	Antonio Nunn	WR	Jr.	5-11	200	Tampa, FL	Jefferson
2	Theo Anderson	RB	Jr.	5-10	215	Largo, FL	Indian Rocks Christian
3	Aapri Washington	CB	So.	5-9	185	Charlotte, NC	Mountain Island Charter
3	Daniel Lee	WR	Jr.	6-0	190	Breaux Bridge, LA	Breaux Bridge/Cisco College
4	Isaiah King	CB	So.	5-10	190	Norfolk, VA	Norview
4	Trevor Bycznski	QB	Fr.	6-5	225	Berea, OH	Berea-Midpark
5	Kevin Marks	RB	So.	6-0	200	Norfolk, VA	Norview
5	Tim Terry, Jr.	LB	So.	6-2	220	Pittsburgh, PA	Central Catholic
6	Max Michel	LB	R-Fr.	6-2	220	Elizabeth, NJ	Elizabeth
7	Kyle Vantrease	QB	R-So.	6-3	220	Stow, OH	Stow-Munroe Falls
7	Dawun Hylton	S	So.	6-1	205	Opa-Locka, FL	American/Navy Prep
8	Dylan McDuffie	RB	R-Fr.	6-0	215	Amherst, NY	Sweet Home
8	Marcus Fuqua	S	Fr.	6-0	195	Southfield, MI	Southfield A&T
9	Dominic Johnson	QB	Jr.	6-5	225	Windsor, Ontario	Catholic Central
9	Joey Banks	S	Sr.	5-10	200	Sacramento, CA	Franklin/City College of San Francisco
10	Matt Myers	QB	R-Fr.	6-4	220	West Seneca, NY	West Seneca West
10	Trey Franklin	CB	Fr.	5-9	165	Robins, GA	Warner Robins
11	Wankeith Akin, Jr.	CB	So.	5-10	175	Roseland, NJ	Don Bosco Prep
12	Devon Russell	CB	Sr.	5-9	185	Newcastle, DE	Elkton Academy/Ellsworth CC
12	Aaron Chase	QB	Fr.	6-0	190	Lockport, NY	Starpont
13	Tito Overton	WR	Jr.	5-10	185	Lyndhurst, OH	Brush
13	Sean Colgan	LB	Jr.	6-1	215	Goshen, NY	Goshen Central
14	Jelani Foster	WR	Fr.	6-1	200	Laurel, MD	St. Vincent Pallotti
14	Jackson Baltar	K/P	Fr.	5-11	165	Orlando, FL	Bishop Moore
15	Ali Abbas	CB	Jr.	5-10	180	Irvington, NJ	Irvington
16	LeMaro Smith, Jr.	WR	R-Fr.	6-3	200	Cleveland, OH	Cleveland Heights
16	Alex McNulty	K	R-Fr.	6-1	210	Rochester, NY	McQuaid Jesuit
17	Bernard Porter	WR	So.	6-3	180	Columbia, SC	Ridge View/Highland CC
17	Jahkeel Reef	CB	Fr.	5-10	170	Brooklyn, NY	Fort Hamilton
18	Roy Baker	CB	Jr.	6-2	200	Hialeah, FL	American
18	Trevor Wilson	WR	Fr.	5-11	190	Tallahassee, FL	Amos P. Godby
19	Javien Cuff	WR	Fr.	6-2	170	Vero Beach, FL	Vero Beach
19	Shemar Hayes	CB	Jr.	6-1	180	Rochester, NY	Aquinas Institute
20	James Patterson	LB	So.	6-0	230	Glendale, MD	Saint Vincent Pallotti
21	Justin Mulbah	LB	Jr.	5-11	220	Laurel, MD	Saint Vincent Pallotti
21	Tajay Ahmed	RB	Fr.	6-1	195	Lockport, NY	Starpont/Canada Prep Academy
22	Mark Davis	CB	Fr.	6-2	175	Bradenton, FL	Braden River
23	Ron Cook, Jr.	RB	Fr.	5-7	190	Temple Hills, MD	St. John's College HS
24	Cory Gross, Jr.	S	R-Fr.	6-2	210	Rochester, NY	Brockport
25	Caleb Tate	LB	Fr.	6-0	205	Tampa, FL	Tampa Catholic
26	Jaret Patterson	RB	So.	5-9	195	Glendale, MD	Saint Vincent Pallotti
27	Steven Shoemaker	WR	So.	6-1	195	East Norwich, NY	Oyster Bay
28	Dev Lamour	S	Sr.	6-2	205	Montreal, Quebec	Vanier College
29	Larry Robbins	CB	Fr.	5-8	175	Miami, FL	Miami Northwestern
30	Rich Miller	LB	Fr.	6-1	215	Detroit, MI	Martin Luther King
30	Josh Griffen	WR	So.	5-11	175	Glens Falls, NY	Glens Falls/Wagner
31	Kadofi Wright	LB	Jr.	6-3	225	Richmond, VA	Henrico
32	Owen Chambers	S	R-Fr.	5-10	185	Central Valley, NY	Monroe-Woodbury
33	Tyrone Hill	S	Jr.	6-1	205	Passaic, NJ	Don Bosco Prep
34	Ja'Varius Harrison	LB	R-So.	5-11	225	Quincy, FL	North Florida Christian
35	Max Bowden	WR	Fr.	6-0	200	Lockport, NY	Starpont
36	Cole Burniston	TE	R-Fr.	6-3	240	Grimsby, Ontario	Canisius
37	Evan Davis	LS	Fr.	5-10	245	Fair Haven, NJ	Rumson-Fair Haven
38	Jackson Westfall	WR	Fr.	6-5	195	Pittsford, NY	Pittsford Mendon
39	Dylan Powell	CB	Jr.	6-3	205	Laurel, MD	St. Vincent Pallotti/ASA College
40	Evan Finegan	P	So.	5-11	195	Sterling Heights, MI	Bishop Foley
42	Matt Otwinowski	LB	Sr.	6-2	225	LaPorte, IN	LaPorte
44	Jake Molinich	TE	Jr.	6-0	260	Pittsford, NY	Pittsford Sutherland
45	Evan Gantley	S	So.	5-11	185	Syracuse, NY	Onondaga Central
47	Wyatt Molinich	TE	Fr.	6-0	255	Pittsford, NY	Pittsford Sutherland
48	Fabian Weitz	LB	R-Fr.	6-0	220	Cologne, Germany	
49	Taylor Riggins	DE	Jr.	6-2	255	Webster, NY	Aquinas Institute/Massachusetts
50	Malcolm Koonce	DE	Jr.	6-3	250	Peekskill, NY	Archbishop Stepinac/Milford Academy
51	Xander Heim	DT	So.	6-3	290	Boca Raton, FL	Atlantic/Keiser University



ROSTER

2019 BUFFALO FOOTBALL

NO.	PLAYER	POS	CL	HT	WT	HOMETOWN	HS/PREVIOUS SCHOOL
52	Ledarius Mack	DE	Sr.	6-1	240	Vero Beach, FL	Lincoln Park Academy/ASA College
53	C.J. Bazile	DE	Fr.	6-3	255	Bayonne, NJ	Bayonne
54	DeShondrick Foxworth	DT	Sr.	6-1	295	Columbia, MS	East Marion/Jones County JC
55	Kyler Laing	DE	Fr.	6-1	230	Tallahassee, FL	Amos P. Godby
56	Jake Zimmer	LB	R-Fr.	6-1	230	Pennfield, NY	McQuaid Jesuit/Milford Academy
57	Jeremiah Riordan	LS	Jr.	6-2	215	Plymouth, MI	Detroit Jesuit
58	Alain Schaerer	OL	So.	6-3	290	Zurich, Switzerland	New Mexico Military Institute
59	Jake Fuzak	OL	Jr.	6-5	300	Williamsville, NY	Williamsville South
60	Trevor Cahill	OL	R-Fr.	6-6	300	Bohemia, NY	Connetquot
60	Brian Boyne	DE	Jr.	6-3	235	Glastonbury, NY	Glastonbury/New Hampshire
61	Dom Polizzi	OL	Fr.	6-1	295	Brockport, NY	Brockport
62	Mike Novitsky	OL	R-Fr.	6-5	295	Victor, NY	Victor
63	Austin Kunick	OL	Sr.	6-4	295	Victor, NY	Victor
64	Michael Kenefick	OL	Sr.	6-3	305	Buffalo, NY	Canisius
65	Tomas Jack-Kurdyla	OL	Sr.	6-4	300	Montreal, Quebec	Vanier College
66	Jacob Gall	OL	So.	6-2	305	Cincinnati, OH	Archbishop Moeller
67	Evin Ksiezarczyk	OL	Sr.	6-6	310	West Seneca, NY	West Seneca East
68	Christian Gonzalez	DT	Sr.	6-3	310	Newark, NJ	Shabazz
69	Gabe Wallace	OL	R-Fr.	6-6	315	Salmon Arm, BC	St. Andrews College
70	Nick Zikuski	OL	Fr.	6-3	285	Binghamton, NY	Binghamton
71	Dan Kubik	OL	So.	6-7	320	Orchard Park, NY	Orchard Park
72	Paul Nosworthy	OL	Sr.	6-4	300	Baldwin, NY	Baldwin/Grambling State
73	Kayode Awosika	OL	Jr.	6-5	305	Plymouth, MN	Maple Grove
74	Bence Polgar	OL	Fr.	6-3	305	Wayne Hills, NJ	Wayne Hills
75	Trey Derouen	OL	Gr.	6-3	315	Lilburn, GA	Parkview/South Carolina
76	Anthony Laudicina	OL	Fr.	6-6	285	Villanova, PA	Radnor
77	Caelan Shepard	OL	Fr.	6-6	320	Annapolis, MD	Broadneck
78	Dan Clifford	OL	Gr.	6-4	305	Hoboken, NJ	Hoboken/Wagner
79	Jack Klenk	OL	Jr.	6-3	300	Pittsford, NY	Pittsford Sutherland
80	Tyler Stephens	TE	Fr.	6-6	240	Newton Falls, OH	LaBrae
82	Taiyo Iburu-Bethel	WR	Fr.	5-10	170	Batavia, NY	Batavia
83	Marlyn Johnson	WR	Fr.	6-4	194	Ambler, PA	The Peddie School
84	Levi Shetler	WR	Sr.	6-4	198	Paris, TX	Chisum/Hardin Simmons University
85	Julien Bourassa	TE	So.	6-6	255	Laval, Quebec	Cegep de Vieux Montreal
86	Carlton Todd	WR	Jr.	5-11	175	Waterloo, IA	Waterloo West/Iowa Central CC
87	Jovany Ruiz	WR	Jr.	6-0	190	Fredonia, NY	Fredonia
88	Dajuan Hudson	WR	Sr.	6-2	200	Troy, NY	Troy
89	Zac Lefebvre	TE	Jr.	6-6	240	Victor, NY	Victor
90	Ahmad Holloway	DT	So.	6-4	310	Brooklyn, NY	Clarence/Erie CC
91	Eddie Wilson	DT	So.	6-4	320	Jersey City, NJ	Hoboken/Milford Academy
92	Ronald McGee	DT	So.	6-3	300	Sumter, SC	Sumter/Highland Park CC
93	Chibueze Onwuka	DT	So.	6-0	290	Bowie, MD	Eleanor Roosevelt
94	Eric Black	DE	So.	6-3	245	Henrietta, NY	Rush-Henrietta
95	Tyrece Woods, Jr.	DT	Fr.	6-2	285	Detroit, MI	Martin Luther King
95	Garrett Selover	K	Fr.	5-11	170	Baldwinsville, NY	Baker
96	Jordan Avissey	DE	Fr.	6-5	265	Paris, France	Cegep de Thetford (Quebec)
97	Atunaisa Vainikolo	DT	Sr.	6-2	275	Kihel, HI	Maui/Mt. San Antonio College
98	Georell Kidd	DT	Fr.	6-2	260	Miami, FL	Miami Northwestern
99	Frendy Darelus	DE	So.	6-5	250	Fort Lauderdale, FL	Dillard

Head Coach: Lance Leipold (5th year)

Assistants: Andy Kotelnicki (offensive coordinator/running backs), Brian Borland (defensive coordinator/cornerbacks), Rob Ianello (associate head coach/recruiting coordinator/wide receivers), Alan Hensell (tight ends), Chris Simpson (linebackers), Taiwo Onatolu (defensive ends/special teams), Jim Zebrowski (co-offensive coordinator/quarterbacks), Scott Fuchs (offensive line), Jeff Burrow (safeties), Brad McCaslin (defensive tackles)

Sports Performance: Matt Gildersleeve

Assistant AD for Football Operations: Michael Painter

Director of Player of High School Relations: Grant Murray

Director of Player Personnel: George Ricumstrict

Director of Player Development: Rashidi Greene

Head Football Trainer: Nick Mouyeos

Equipment Staff: Megan Prunty, Tom Hersey

Video Coordinator: Jimmy Le

Administrative Assistant: Julie O'Neill



ROSTER

2019 BUFFALO FOOTBALL

2019 University at Buffalo Alphabetical Football Roster

NO.	PLAYER	POS	CL	HT	WT	HOMETOWN	HS/PREVIOUS SCHOOL
15	Ali Abbas	CB	Jr.	5-10	180	Irvington, NJ	Irvington
21	Tajay Ahmed	RB	Fr.	6-1	195	Lockport, NY	Starpoint/Canada Prep Academy
11	Wankeith Akin, Jr.	CB	So.	5-10	175	Roseland, NJ	Don Bosco Prep
2	Theo Anderson	RB	Jr.	5-10	215	Largo, FL	Indian Rocks Christian
96	Jordan Avissey	DE	Fr.	6-5	265	Paris, France	Cegep de Thetford (Quebec)
73	Kayode Awosika	OL	Jr.	6-5	305	Plymouth, MN	Maple Grove
18	Roy Baker	CB	Jr.	6-2	200	Hialeah, FL	American
14	Jackson Baltar	K/P	Fr.	5-11	165	Orlando, FL	Bishop Moore
9	Joey Banks	S	Sr.	5-10	200	Sacramento, CA	Franklin/City College of San Francisco
53	C.J. Bazile	DE	Fr.	6-3	255	Bayonne, NJ	Bayonne
94	Eric Black	DE	So.	6-3	245	Henrietta, NY	Rush-Henrietta
85	Julien Bourassa	TE	So.	6-6	255	Laval, Quebec	Cegep de Vieux Montreal
35	Max Bowden	WR	Fr.	6-0	200	Lockport, NY	Starpoint
60	Brian Boyne	DE	Jr.	6-3	235	Glastonbury, NY	Glastonbury/New Hampshire
36	Cole Burniston	TE	R-Fr.	6-3	240	Grimsby, Ontario	Canisius
4	Trevor Bycznski	QB	Fr.	6-5	225	Berea, OH	Berea-Midpark
60	Trevor Cahill	OL	R-Fr.	6-6	300	Bohemia, NY	Connetquot
32	Owen Chambers	S	R-Fr.	5-10	185	Central Valley, NY	Monroe-Woodbury
12	Aaron Chase	QB	Fr.	6-0	190	Lockport, NY	Starpoint
78	Dan Clifford	OL	Gr.	6-4	305	Hoboken, NJ	Hoboken/Wagner
13	Sean Colgan	LB	Jr.	6-1	215	Goshen, NY	Goshen Central
23	Ron Cook, Jr.	RB	Fr.	5-7	190	Temple Hills, MD	St. John's College HS
19	Javien Cuff	WR	Fr.	6-2	170	Vero Beach, FL	Vero Beach
99	Freindy Darelus	DE	So.	6-5	250	Fort Lauderdale, FL	Dillard
37	Evan Davis	LS	Fr.	5-10	245	Fair Haven, NJ	Rumson-Fair Haven
22	Mark Davis	CB	Fr.	6-2	175	Bradenton, FL	Braden River
75	Trey Derouen	OL	Gr.	6-3	315	Lilburn, GA	Parkview/South Carolina
40	Evan Finegan	P	So.	5-11	195	Sterling Heights, MI	Bishop Foley
14	Jelani Foster	WR	Fr.	6-1	200	Laurel, MD	St. Vincent Pallotti
54	DeShondrick Foxworth	DT	Sr.	6-1	295	Columbia, MS	East Marion/Jones County JC
10	Trey Franklin	CB	Fr.	5-9	165	Robins, GA	Warner Robins
8	Marcus Fuqua	S	Fr.	6-0	195	Southfield, MI	Southfield A&T
59	Jake Fuzak	OL	Jr.	6-5	300	Williamsville, NY	Williamsville South
66	Jacob Gall	OL	So.	6-2	305	Cincinnati, OH	Archbishop Moeller
45	Evan Gantley	S	So.	5-11	185	Syracuse, NY	Onondaga Central
68	Christian Gonzalez	DT	Sr.	6-3	310	Newark, NJ	Shabazz
30	Josh Griffen	WR	So.	5-11	175	Glens Falls, NY	Glens Falls/Wagner
24	Cory Gross, Jr.	S	R-Fr.	6-2	210	Rochester, NY	Brockport
34	Ja'Varius Harrison	LB	R-So.	5-11	225	Quincy, FL	North Florida Christian
19	Shemar Hayes	CB	Jr.	6-1	180	Rochester, NY	Aquinas Institute
51	Xander Heim	DT	So.	6-3	290	Boca Raton, FL	Atlantic/Keiser University
33	Tyrone Hill	S	Jr.	6-1	205	Passaic, NJ	Don Bosco Prep
90	Ahmad Holloway	DT	So.	6-4	310	Brooklyn, NY	Clarence/Erie CC
88	Dajuan Hudson	WR	Sr.	6-2	200	Troy, NY	Troy
7	Dawun Hylton	S	So.	6-1	195	Opa-Locka, FL	American/Navy Prep
82	Taiyo Iburi-Bethel	WR	Fr.	5-10	170	Batavia, NY	Batavia
65	Tomas Jack-Kurdyla	OL	Sr.	6-4	300	Montreal, Quebec	Vanier College
9	Dominic Johnson	QB	Jr.	6-5	225	Windsor, Ontario	Catholic Central
83	Marlyn Johnson	WR	Fr.	6-4	194	Ambler, PA	The Peddie School
64	Michael Kenefick	OL	Sr.	6-3	305	Buffalo, NY	Canisius
98	Georell Kidd	DT	Fr.	6-2	260	Miami, FL	Miami Northwestern
4	Isaiah King	CB	So.	5-10	190	Norfolk, VA	Norview
79	Jack Klenk	OL	Jr.	6-3	300	Pittsford, NY	Pittsford Sutherland
50	Malcolm Koonce	DE	Jr.	6-3	250	Peekskill, NY	Archbishop Stepinac/Milford Academy
67	Evin Ksiezarczyk	OL	Sr.	6-6	310	West Seneca, NY	West Seneca East
71	Dan Kubik	OL	So.	6-7	320	Orchard Park, NY	Orchard Park
63	Austin Kunick	OL	Sr.	6-4	295	Victor, NY	Victor
55	Kyler Laing	DE	Fr.	6-1	230	Tallahassee, FL	Amos P. Godby
28	Dev Lamour	S	Sr.	6-2	205	Montreal, Quebec	Vanier College
76	Anthony Laudicina	OL	Fr.	6-6	285	Villanova, PA	Radnor
3	Daniel Lee	WR	Jr.	6-0	190	Breaux Bridge, LA	Breaux Bridge/Cisco College
89	Zac Lefebvre	TE	Jr.	6-6	240	Victor, NY	Victor
52	Ledarius Mack	DE	Sr.	6-1	240	Vero Beach, FL	Lincoln Park Academy/ASA College
5	Kevin Marks	RB	So.	6-0	200	Norfolk, VA	Norview



ROSTER

2019 BUFFALO FOOTBALL

NO.	PLAYER	POS	CL	HT	WT	HOMETOWN	HS/PREVIOUS SCHOOL
8	Dylan McDuffie	RB	R-Fr.	6-0	215	Amherst, NY	Sweet Home
92	Ronald McGee	DT	So.	6-3	300	Sumter, SC	Sumter/Highland Park CC
16	Alex McNulty	K	R-Fr.	6-1	210	Rochester, NY	McQuaid Jesuit
6	Max Michel	LB	R-Fr.	6-2	220	Elizabeth, NJ	Elizabeth
30	Rich Miller	LB	Fr.	6-1	215	Detroit, MI	Martin Luther King
44	Jake Molinich	TE	Jr.	6-0	260	Pittsford, NY	Pittsford Sutherland
47	Wyatt Molinich	TE	Fr.	6-0	255	Pittsford, NY	Pittsford Sutherland
21	Justin Mulbah	LB	Jr.	5-11	220	Laurel, MD	Saint Vincent Pallotti
10	Matt Myers	QB	R-Fr.	6-4	220	West Seneca, NY	West Seneca West
72	Paul Nosworthy	OL	Sr.	6-4	300	Baldwin, NY	Baldwin/Grambling State
62	Mike Novitsky	OL	R-Fr.	6-5	295	Victor, NY	Victor
1	Antonio Nunn	WR	Jr.	5-11	200	Tampa, FL	Jefferson
93	Chibueze Onwuka	DT	So.	6-0	290	Bowie, MD	Eleanor Roosevelt
42	Matt Otwinowski	LB	Sr.	6-2	225	LaPorte, IN	LaPorte
13	Tito Overton	WR	Jr.	5-10	185	Lyndhurst, OH	Brush
20	James Patterson	LB	So.	6-0	230	Glendale, MD	Saint Vincent Pallotti
26	Jaret Patterson	RB	So.	5-9	195	Glendale, MD	Saint Vincent Pallotti
74	Bence Polgar	OL	Fr.	6-3	305	Wayne Hills, NJ	Wayne Hills
61	Dom Polizzi	OL	Fr.	6-1	295	Brockport, NY	Brockport
17	Bernard Porter	WR	So.	6-3	180	Columbia, SC	Ridge View/Highland CC
39	Dylan Powell	CB	Jr.	6-3	205	Laurel, MD	St. Vincent Pallotti/ASA College
17	Jahkeel Reef	CB	Fr.	5-10	170	Brooklyn, NY	Fort Hamilton
49	Taylor Riggins	DE	Jr.	6-2	255	Webster, NY	Aquinas Institute/Massachusetts
57	Jeremiah Riordan	LS	Jr.	6-2	215	Plymouth, MI	Detroit Jesuit
29	Larry Robbins	CB	Fr.	5-8	175	Miami, FL	Miami Northwestern
87	Jovany Ruiz	WR	Jr.	6-0	190	Fredonia, NY	Fredonia
12	Devon Russell	CB	Sr.	5-9	185	Newcastle, DE	Elkton Academy/Ellsworth CC
58	Alain Schaerer	OL	So.	6-3	290	Zurich, Switzerland	New Mexico Military Institute
95	Garrett Selover	K	Fr.	5-11	170	Baldwinsville, NY	Baker
77	Caelan Shepard	OL	Fr.	6-6	320	Annapolis, MD	Broadneck
84	Levi Shetler	WR	Sr.	6-4	198	Paris, TX	Chisum/Hardin Simmons University
27	Steven Shoemaker	WR	So.	6-1	195	East Norwich, NY	Oyster Bay
16	LeMaro Smith, Jr.	WR	R-Fr.	6-3	200	Cleveland, OH	Cleveland Heights
80	Tyler Stephens	TE	Fr.	6-6	240	Newton Falls, OH	LaBrae
25	Caleb Tate	LB	Fr.	6-0	205	Tampa, FL	Tampa Catholic
5	Tim Terry, Jr.	LB	So.	6-2	220	Pittsburgh, PA	Central Catholic
86	Carlton Todd	WR	Jr.	5-11	175	Waterloo, IA	Waterloo West/Iowa Central CC
97	Atunaisa Vainikolo	DT	Sr.	6-2	275	Kihel, HI	Maui/Mt. San Antonio College
7	Kyle Vantrease	QB	R-So.	6-3	220	Stow, OH	Stow-Munroe Falls
69	Gabe Wallace	OL	R-Fr.	6-6	315	Salmon Arm, BC	St. Andrews College
3	Aapri Washington	CB	So.	5-9	185	Charlotte, NC	Mountain Island Charter
48	Fabian Weitz	LB	R-Fr.	6-0	220	Cologne, Germany	
38	Jackson Westfall	WR	Fr.	6-5	195	Pittsford, NY	Pittsford Mendon
91	Eddie Wilson	DT	So.	6-4	320	Jersey City, NJ	Hoboken/Milford Academy
18	Trevor Wilson	WR	Fr.	5-11	190	Tallahassee, FL	Amos P. Godby
95	Tyrece Woods, Jr.	DT	Fr.	6-2	285	Detroit, MI	Martin Luther King
31	Kadofi Wright	LB	Jr.	6-3	225	Richmond, VA	Henrico
70	Nick Zikuski	OL	Fr.	6-3	285	Binghamton, NY	Binghamton
56	Jake Zimmer	LB	R-Fr.	6-1	230	Pennfield, NY	McQuaid Jesuit/Milford Academy

Head Coach: Lance Leipold (5th year)

Assistants: Andy Kotelnicki (offensive coordinator/running backs), Brian Borland (defensive coordinator/cornerbacks), Rob Ianello (associate head coach/recruiting coordinator/wide receivers), Alan Hensell (tight ends), Chris Simpson (linebackers), Taiwo Onatolu (defensive ends/special teams), Jim Zebrowski (co-offensive coordinator/quarterbacks), Scott Fuchs (offensive line), Jeff Burrow (safeties), Brad McCaslin (defensive tackles)

Sports Performance: Matt Gildersleeve

Assistant AD for Football Operations: Michael Painter

Director of Player of High School Relations: Grant Murray

Director of Player Personnel: George Ricumstrict

Director of Player Development: Rashidi Greene

Head Football Trainer: Nick Mouyeos

Equipment Staff: Megan Prunty, Tom Hersey

Video Coordinator: Jimmy Le

Administrative Assistant: Julie O'Neill



Bulls Breakdown

By Class

Seniors	15
Juniors	22
Sophomores	30
Redshirt-Freshmen	12
Freshmen	32
Graduate Transfers	2



By State/Country

New York	39
Florida	16
New Jersey	10
Maryland	8
Ohio	6
Canada	6
Michigan	5
Pennsylvania	3
Virginia	3
Georgia	2
California	1
Delaware	1
Hawaii	1
Indiana	1
Iowa	1
Louisiana	1
Minnesota	1
Mississippi	1
North Carolina	1
South Carolina	1
Texas	1
France	1
Germany	1
Switzerland	1

Pronunciation Guide

The Players

Ali Abbas	Ah-bahs
Kayode Awosika	Ky-odee Aw-O-seeka
C.J. Bazile	Ba-ZEEL
Trevor Bycznski	Bi-ZIN-ski
Trey Derouen	De-RON
Jake Fuzak	Few-zack
Tomas Jack-Kurdyla	Toe-mas Jack-KUR-dee-la
Evin Ksiezarczyk	Ki-ZAR-zack
Anthony Laudicini	Law-dee-cee-na
Zac Lefebvre	Le-FAVE
Max Michel	Michelle
Chibueze Onwuka	Chi-BOOZ-y Ahn-WOOK-a
Matt Otwinowski	OT-win-owski
Devon Russell	Dev-un
Atunaisa Vainikolo	ATU-niece-ah Vine-e-kolo
Aapri Washington	Ah-pree

The Coaching Staff

Lance Leipold	Lie-pold
Rob Ianello	Eye-ah-nell-oh
Andy Kotelnicki	Koh-tul-nicky



BULLS LOOK TO BUILD ON RECORD-BREAKING CAMPAIGN

Coming off a school-record 10-win season and second consecutive bowl-eligible season, the University at Buffalo football team may have a different look in 2019, but the goals will be the same. Buffalo is coming off a season in which it went 10-4, appeared in the MAC Championship Game and earned a berth in the Dollar General Bowl for the program's third bowl appearance in school history.

While the Bulls need to replace a number of offensive weapons, including their starting quarterback and three starting wide receivers, they do have the luxury of returning the majority of their offensive line and a pair of talented running backs.

UB will have a number of new starters on the defensive side of the ball as well. However, the Bulls were able to build important depth last season and reserve players gained valuable experience which should help with the transition.

Here is a position-by-position breakdown as the Bulls enter pre-season camp.

QUARTERBACK

One of the biggest questions heading into the 2019 campaign will be who will replace Tyree Jackson as the Bulls' starting quarterback? Jackson was the 2018 MAC Offensive Player of the Year and declared for the NFL Draft following the 2018 season.

The returning quarterback with the most experience is **Kyle Vantrease**. The sophomore redshirted last season after gaining some playing time as a true freshman in 2017. Vantrease actually started one game in 2017. The Stow, OH native threw for 355 yards and two touchdowns on the season.

Dominic Johnson, a big-framed quarterback at 6-5, 225, saw some action as a sophomore last season and will also compete for the starting job. Johnson appeared in four games in 2018 and attempted two passes.

Also in the mix for the starting job will be redshirt-freshman **Matt Myers**. The local product was a standout in high school and was the 2017 Western New York Player of the Year.

Freshman **Trevor Bycznski**, the 2018 All-Ohio Offensive Player of the Year, will add depth at quarterback.

RUNNING BACK

While there are question marks surrounding the quarterback position, that isn't the case at running back. The Bulls will return their top two backs from a season ago, including Mid-American Conference Freshman of the Year **Jaret Patterson**.

Patterson burst on to the scene as a true freshman in 2018. Though not breaking into the starting lineup until the ninth game of the season, the Maryland native still rushed for 1,013 yards and 14 touchdowns. He became the first freshman running back in school history to rush for 1,000 yards in a season. In

addition, his 14 rushing touchdowns were two shy of the single-season school record.

Fellow back **Kevin Marks** wasn't far behind Patterson's numbers. As a redshirt-freshman, Marks rushed for 845 yards and 13 touchdowns on only three less carries. He scored a rushing touchdown in 10 different games in 2018. He rushed for a season-high 167 yards on only 18 carries at Central Michigan.

Theo Anderson will also factor in at the running back position. The junior from Florida has rushed for 488 yards and three touchdowns over his career.

Dylan McDuffie redshirted as a freshman last season and will add depth at running back as will **Ron Cook, Jr.** a freshman from Maryland.





2019 SEASON PREVIEW

2019 BUFFALO FOOTBALL

WIDE RECEIVER

With the loss of All-MAC receivers Anthony Johnson and K.J. Osborn, Buffalo will need to replace its top two receivers from a season ago. The Bulls have some experienced receivers returning, but will likely need some young players to step up.

Entering his third season, **Antonio Nunn** is the most experienced receiver on the roster. He had 15 catches for 301 yards and a touchdown in 2017 and 12 catches for 146 yards and a touchdown last season.

Third-year receiver **Tito Overton** will also likely get more reps this season after continuing to develop.

LeMaro Smith and **Jovany Ruiz** will also add depth at the position as well as newcomer **Jelani Foster** who enrolled at UB in January.

Recruiting wide receivers was a clear focus for the coaching staff in the offseason - especially adding receivers with experience. The Bulls will have three new receivers from the junior college ranks on the squad in the fall, including **Daniel Lee** (Cisco College), **Bernard Porter** (Highland CC) and **Carlton Todd** (Iowa Central CC).

Newcomers at receiver also include freshmen **Marlyn Johnson**, **Trevor Wilson** and **Javien Cuff**.

TIGHT END

Like wide receiver, the Bulls will need to replace an All-MAC player at tight end, with the departure of Tyler Mabry.

Junior **Zac Lefebvre** is an experienced tight end who saw a lot of time over his first two seasons. At 6-6, Lefebvre is a big target who has 15 catches and a touchdown over his career.

Sophomore **Julien Bourassa** has seen some game action and looks ready for a more prominent role in 2019. He played in three games and had one reception for nine yards before miss-

ing the remainder of the season with an injury in 2018.

Jake Molinich is listed as a tight end, but has been used primarily in blocking situations in the backfield. With a lot of youth at the position, he may see his role expanded this season.

After redshirting as a freshman last season, **Cole Burniston** will be in the mix at the tight end spot as well. At 6-6, freshman **Tyler Stephens** could also make an immediate impact.

OFFENSIVE LINE

The offensive line has been a strength of the Buffalo offense since Leipold's arrival and, with four of five starters returning, it looks like it will continue to be a strength in 2019.

Senior **Evin Ksiezarczyk** returns as the Bulls starting left tackle following the best season of his career. The 6-6, 315-pounder started all 14 games a season ago en route to earning All-MAC Second Team honors. 2019 will be Ksiezarczyk's third season as a starter after starting all 12 games in 2017 as well.

The Bulls will also return their starter at right tackle in **Kayode Awosika**. The junior started all 14 games in 2018 and was a key reserve in 2017.

Paul Nosworthy had a strong campaign in his first season starting at left guard. He started 13 games in 2018 and the senior will likely return to his starting role in 2019.

The Bulls have two solid options at right guard in senior **Tomas Jack-Kurdyla** and sophomore **Jacob Gall**. Jack-Kurdyla started 29 games at right guard over his career, more than any other player on the offensive line. Gall started the final five games at right guard last season.

Gall could also be in the mix to replace All-MAC center James O'Hagan. Gall along with redshirt-freshman **Mike Novitsky** are the top candidates to replace O'Hagan at center.

Trey Derouen, a graduate transfer from South Carolina in his



KSIEZARCZYK



JACK-KURDYLA



2019 SEASON PREVIEW

2019 BUFFALO FOOTBALL



KOONCE

second year with the program, saw action in five games last season and made one start at left guard.

Gabe Wallace, who redshirted last season as a freshman, has also shown promise.

Newcomers to the offensive line include **Anthony Laudicina** (enrolled in January), **Dan Clifford** (graduate transfer from Wagner), **Bence Polgar**, **Alain Schaerer** and **Caelen Shepard**.

DEFENSIVE LINE

While the Bulls will need to replace three starters on the defensive line, including All-MAC defensive end Chuck Harris, they do return a number of players that saw significant action in 2018.

Chibueze Onwuka started the first five games of the season and appeared in 12 on the year at defensive tackle. As a sophomore in 2018, Onwuka had 17 tackles and 1.5 sacks.

When Onwuka was forced out of the starting lineup with an injury, **DeShondrick Foxworth** stepped in and started four games at defensive tackle. The senior Mississippi native had 20 tackles and a sack last season.

Eddie Wilson had a strong finish to the 2018 season, starting the final three games at defensive tackle as a true freshman. Wilson appeared in all 14 games and had 17 tackles and a sack.

At defensive end, **Malcolm Koonce** and **Taylor Riggins** are ready to become regular starters for the Bulls after solid seasons as reserves in 2018. Koonce appeared in all 14 games and had 30 tackles and three sacks last season. Riggins also appeared in every game in 2018 and had 31 tackles and ranked second on the team with five sacks.

Ledarius Mack was a solid contributor at defensive end after originally playing linebacker. Used mostly in third-down pass-rush situations, Mack had 16 tackles and a pair of sacks in 2018.



RIGGINS

Also adding depth to the defensive line rotation will be **Ronald McGee** and **Tyrece Woods, Jr.**, who both enrolled in January, **Jordan Avissey**, **C.J. Bazile**, **Georell Kidd** and **Kyler Laing**.

LINEBACKERS

The Bulls will need to replace two starters at linebacker, including Khalil Hodge, arguably the best middle linebacker to ever play at UB.

James Patterson burst onto the scene as a true freshman in 2018. He started all 14 games at outside linebacker and ranked second on the team in tackles with 77 and added a team-high nine tackles for loss and four forced fumbles.

Matt Otwinowski is the likely successor to Hodge at middle linebacker after backing him up over the past three seasons. Otwinowski has played in 38 games at middle linebacker over his career and is coming off a season in which he had 31 tackles and two tackles for loss.

Kadofi Wright is a veteran reserve with good size who will likely challenge for the outside linebacker job. Last season, he appeared in all 14 games and totaled 27 tackles, 3.5 tackles for loss and 1.5 sacks.

Other players who will challenge for time at linebacker include junior **Justin Mulbah**, sophomore **Tim Terry** and sophomore **Ja'Varius Harrison**. All three have seen game action over their careers and continue to develop.

Newcomers at linebacker include **Rich Miller** and **Caleb Tate**.

DEFENSIVE BACKS

Joey Banks and **Tyrone Hill** split time at starting safety last season and with the graduation of Brandon Williams, both are likely to start in 2019. Banks started nine games last season and had



2019 SEASON PREVIEW

2019 BUFFALO FOOTBALL

41 tackles, six pass breakups and an interception. Hill played in all 14 games, started five and finished with 46 tackles, four pass breakups and two fumble recoveries, including one for a touch-down.

Senior **Dev Lamour** and sophomore **Dawun Hylton** have game experience and will also be in the mix at safety.

After redshirting last season, **Cory Gross** will also add depth at the position. As will freshman safety **Marcus Fuquas**.

The Bulls will need to replace both starting cornerbacks, including All-MAC pick Cam Lewis.

Despite missing some time with an injury last season, when healthy, **Aapri Washington** was one of the best cornerbacks on the team. The sophomore started five games last season and had 21 tackles, two interceptions and three pass breakups.

Devon Russell played in the first four games of the season before missing the remainder of the season with an injury. At the time of his injury, he had four pass breakups and an interception. Now healthy, Russell is expected to be in the mix for the starting job.

Roy Baker has seen extensive action as a reserve over the last two seasons and will also be in the mix for a starting job. He has played in 20 games over the last two seasons.

Ali Abbas and **Wankeith Akin**, both in their third year with the program, also have game experience and will likely be in the cornerback rotation.

Also adding depth at cornerback will be **Mark Davis**, **Trey Franklin** and **Larry Robbins**.

SPECIAL TEAMS

With the graduation of Adam Mitcheson, the Bulls will have a new starting kicker for the first time since the 2015 campaign. **Alex McNulty** did see some game action last season, appearing in two games. He was 1-for-1 on field goal attempts, making a 21-yarder, and 3-for-4 on extra point attempts.

Joining the competition for starting kicker will be freshman **Jackson Baltar**.

Sophomore **Evan Finegan** had a strong debut season with the Bulls at punter in 2018. The Michigan native averaged 41.8 yards per punt to break the single-season school record.

Jeremiah Riordan returns for his third season as long snapper.



PATTERSON



OTWINOWSKI



HILL

BUFFALO BULLS



HEAD COACH LANCE LEIPOLD

FIFTH SEASON

23-27 at Buffalo • 132-33 Overall

Lance Leipold is in his fifth season as head coach of the Buffalo football team.

Leipold led the Bulls to a school-record 10-win campaign in 2018. The 10 wins, included a program-best 7-1 record in the Mid-American Conference, a MAC East Division title and the school's second trip to the MAC Championship game. Among the Bulls non-conference victories in 2018, included a 42-13 win at Rutgers, for the school's first-ever win over a Power 5 opponent. The Bulls earned an invitation to the 2018 Dollar General Bowl for just their third bowl game berth in program history.

Leipold was named the 2018 Mid-American Conference Coach of the Year as well as a semifinalist for the George Munger College Coach of the Year Award, presented yearly by the Maxwell Football Club.

Buffalo had the finest offensive campaign in school history in 2018. The Bulls scored 484 points, 64 touchdowns and rolled up 5,803 yards of total offense on the season - all school records. Quarterback Tyree Jackson was named the MAC Offensive Player of the Year - the first UB player to ever win the award. Running back Jaret Patterson was named the MAC Freshman of the Year after becoming the first freshman in school history to rush for 1,000 yards in a season. The Bulls had a school-record 10 players named to the All-MAC team, including six on the first team.

In 2017, he guided the Bulls to a 6-6 record and bowl eligibility for just the third time as an FBS program. The six wins were the fourth most in a season since the Bulls made the move to the FBS ranks in 1999.

The Bulls featured an explosive offense in 2017 that ranked second in the Mid-American Conference, averaging 432 yards per game and led the MAC with 291 passing yards per outing. UB's 5,183 yards of total offense were the third most in school history for a single season. The Bulls produced 20 plays of 45 yards or more and those 20 plays came from 10 different players.

Buffalo posted key wins against Conference USA Champion Florida Atlantic as well as a nine-win Ohio team. The Bulls finished the season with three straight wins for the first time as an FBS program. In addition, UB's six losses were by a total of 29 points, including two one-point losses and a three-point, seven-overtime loss.

In 2016, Leipold led a very young squad, featuring 42 new players. The

Bulls were the fourth most inexperienced team in the nation. Buffalo earned impressive wins over Army (a bowl team) and Akron. Buffalo had four players named to the All-MAC team.

In 2015, his first with the Bulls, Leipold led UB to a 5-7 mark. He became the first UB head coach to win five games in his first season since Bob Deming went 6-3 in 1969.

Included in the Bulls five wins was a victory at Florida Atlantic - Buffalo's first non-conference road win since the 2009 season. The Bulls won three road games in 2015 - the most in UB's FBS era (since 1999).

The Bulls had five players named to the All-MAC football team in 2015, led by tight end Matt Weiser who was also named an Academic All-American - becoming the first UB football player in the modern era to earn the distinction.

Leipold was named the 25th head coach in the history of the Buffalo football program on December 1, 2014.

Leipold came to UB from Wisconsin-Whitewater where he compiled an astounding 109-6 record and won six Division III National Championships over his eight seasons. A six-time National Coach of the Year, Leipold reached 100 career victories faster than any other coach in NCAA history - at any level.

Leipold has gathered multiple honors from as many as five football-related organizations. He earned his sixth American Football Coaches Association Division III Coach of the Year award in 2014. He has won the award more times than any active coach at any level. He passed the late Joe Paterno, who was a five-time recipient of the award.

In his first season as head coach at Whitewater, The Warhawks went 14-1 and won the national title. He led the Warhawks back to the national championship game in 2008, but they lost to Mount Union, 31-26. Wisconsin-Whitewater went 15-0, winning the national championship in 2009, 2010 and 2011 and won 46 straight games over that span. Following a 7-3 season in 2012, UWW went a perfect 15-0 and won the national championship in 2013 and followed with another perfect 15-0 season and a national title in 2014.

In Division III, where athletic scholarships aren't a part of the game,



COACHING STAFF

2019 BUFFALO FOOTBALL

Leipold was able to recruit top-notch talent to the campus in southeastern Wisconsin. During his tenure, running back Justin Beaver earned the Gagliardi Trophy as the top player in Division III. Brent Allen earned the Division III Rimington Award as the top center. Jeff Schebler was the first recipient of the Fred Mitchell Award, given to the top placekicker in Division II or III. Tailback Levell Coppage earned D3football.com Offensive Player of the Year accolades, and Cole Klotz was selected D3football.com Defensive Player of the Year. Defensive back Jared Kiesow was named an NCAA Elite 88 Award winner. The Warhawks have piled up 56 All-America honors under Leipold's tutelage.

A native of Jefferson, WI, Leipold began his coaching career at Wisconsin-Whitewater in 1987 as a quarterbacks coach and then wide receivers coach. He moved to the University of Wisconsin from 1991-93 as a graduate assistant and helped the Badgers to a Big Ten title and a Rose Bowl appearance in 1993.

As an assistant coach at Division II Nebraska-Omaha from 1994-2000, Leipold helped turn the Mavericks from a 1-10 team in 1994 into three-time North Central Conference champions during his tenure. After being promoted to offensive coordinator in 2000, he moved on to the University of Nebraska, where he served for three seasons under current Ohio head coach Frank Solich. He was on the same staff as former UB head coach Turner Gill. The Cornhuskers competed in the national championship game in 2001 and earned bowl bids in 2002 and 2003.

He returned to Nebraska-Omaha to serve as associate head coach and offensive coordinator from 2004-06. The Mavericks finished 8-3 and won the conference championship each of his three seasons.

Leipold is a 1987 graduate of Wisconsin-Whitewater where he was a standout quarterback for the Warhawks. He ranks second in school history in career pass attempts (647), fourth in yards (4,277), sixth in completions (303) and tied for 10th with 27 touchdowns. He was inducted into the Whitewater Hall of Fame as a player in 2003 and as a coach in 2019. He was inducted into the Wisconsin Football Coaches Association Hall of Fame in 2018.

He is a member of the AFCA Ethics Committee.

Leipold and his wife, Kelly, have a daughter, Lindsey, and a son, Landon. His daughter, Lyndsey is plays volleyball at Stetson University.



The Leipold File

Year	School	Assignment
2015-	Buffalo _____	Head Coach
2007-14	Wisconsin-Whitewater _____	Head Coach
2004-06	Nebraska-Omaha _____	Assistant Head Coach/O.C.
2001-03	Nebraska _____	Administrative Assistant/Recruiting
1994-00	Nebraska-Omaha _____	Offensive Coordinator/Running Backs
1991-93	Wisconsin _____	Graduate Assistant
1990	Wisconsin-Whitewater _____	Assistant
1989	Doane _____	Assistant
1988	Wisconsin-Whitewater _____	Wide Receivers
1987	Wisconsin-Whitewater _____	Quarterbacks



COACHING STAFF

2019 BUFFALO FOOTBALL



Andy Kotelnicki

Offensive Coordinator/Running Backs
UW-River Falls '04
Fifth Season at Buffalo

Andy Kotelnicki is in fifth season as offensive coordinator. He also coaches the running backs after serving as quarterbacks coach his first two seasons.

Buffalo featured a record-breaking offense in 2018. The Bulls shattered the program record for single-season total offense, posting 5,803 yards on the year. UB scored 64 offensive touchdowns in 2018 which was also a school record.

Running back Jaret Patterson became the first freshman in school history to rush for 1,000 yards in a season, finishing with 1,013 yards en route to being named the MAC Freshman of the Year. Patterson scored 14 touchdowns and fellow running back Kevin Marks scored 13 touchdowns, marking the first time in school history two different players scored 13 or more touchdowns in the same season.

Quarterback Tyree Jackson was named the MAC Offensive Player of the Year - the first time in school history a Buffalo player won the award.

Buffalo's offense made significant progress under Kotelnicki in 2017. The Bulls ranked second in the Mid-American in total offense, averaging 432 yards per game. Due to injuries, Buffalo was forced to start three different quarterbacks throughout the season and the Bulls still led the MAC in passing offense, averaging 291 yards per game.

Other notable numbers from the 2017 season included ranking sixth in the nation in most improved scoring offense; sixth in the nation in most improved passing offense; eighth in the nation in turnovers lost; third in the MAC in points per possession; second in the MAC in fewest 3-and-outs; third in MAC in total offense and first in the MAC in third down conversion percentage.

In his first season coaching running backs, Kotelnicki helped with the development of sophomore Emmanuel Reed who rushed for 840 yards and nine touchdowns in his first season as a starter.

In 2016, the Bulls had three offensive players named All-MAC, including tight end Mason Schreck (2nd team), running back Jordan Johnson (3rd team) and center James O'Hagan (3rd team). Redshirt-freshman quarterback Tyree Jackson threw for 1,772 yards - the most ever by a UB freshman quarterback. Jackson also became the first freshman quarterback to throw for 300 yards in a game (he did it twice).

In 2015, the Bulls averaged 249.5 passing yards and 136.9 rushing yards per game. Also the quarterbacks coach, Kotelnicki oversaw a passing game that had 283 pass completions - the second most in school history for a single season. The Bulls' 23.6 completions per game were the most ever.

Kotelnicki came to UB from Wisconsin-Whitewater where he had spent the previous two seasons as offensive coordinator and recruiting coordinator.

At UWW, Kotelnicki led an offense that led the Wisconsin Intercollegiate Athletic Conference (WIAC) in scoring offense (40.1), rushing offense (218.2) and passing offense (269.5) in 2014 en route to a perfect 15-0 season and the programs' sixth Stagg Bowl national championship in eight seasons.

The Warhawks featured one of the most efficient offensive attacks in the nation under Kotelnicki's leadership in 2013. Whitewater led the Wisconsin Intercollegiate Athletic Conference and ranked among the top five in the nation in first downs (311), interceptions allowed (1) and turnover margin (+2.3).

The Warhawks' offense also led the conference in red zone offense, converting scores on 85.9 percent of drives inside the 20-yard line, and set single-season team records in passes completed (312) and passing touchdowns (42) in 2013.

Prior to Whitewater, Kotelnicki served as offensive coordinator at the University of Mary, an NCAA Division II institution in Bismarck, N.D., for two seasons. In his first year as coordinator, the Marauders scored over 10 points per game more than the previous season and led the Northern Sun Intercollegiate Conference in scoring offense, total offense and passing efficiency. During his tenure, Kotelnicki mentored nine All-NSIC North Division honorees, the sixth 1,000-yard rusher in the school's history and an All-American wide receiver.

Kotelnicki spent six seasons as an assistant coach at UW-River Falls, including four as offensive coordinator, in 2003 and from 2006-10. The Falcons set 24 offensive school records during his second stint, and he was promoted to assistant head coach for the 2010 campaign.

Kotelnicki worked at Western Illinois University, where he coached tight ends, special teams and the offensive line, from 2004-06. He was also an assistant strength and conditioning coach from 2004-05 and the interim strength and conditioning coach in 2006.

After earning a bachelor's in exercise and sport science from UW-River Falls in 2004, Kotelnicki picked up a master's in kinesiology from Western Illinois in 2006. He is a member of the American Football Coaches Association and the Wisconsin Football Coaches Association.

Kotelnicki and his wife, Lindsey, have a son, Max, and daughter, Joy.



Brian Borland

Defensive Coordinator/Cornerbacks
Morningside (IA) '85
Fifth Season at Buffalo

Brian Borland is in his fifth season as defensive coordinator and also serves as cornerbacks coach.

Buffalo ranked third in the Mid-American Conference in total defense in 2018, allowing 355.4 yards per game - less than two yards per game behind first place.

Linebacker Khalil Hodge finished his three-year career with 421 tackles, the third most in school history. Hodge was named first-team All-MAC along with defensive end Chuck Harris. Cornerback Cam Lewis was named All-MAC Second Team.

Buffalo ranked second in the conference with 14 interceptions in 2018. It was the most by a UB team since 2013. Eight different players recorded interceptions on the year.

Borland led a unit that ranked fifth in the MAC in scoring defense (24.8) in 2017. Three UB defensive players were named All-MAC, including linebacker Khalil Hodge (first team) who ranked second in the nation in tackles with 154 - the most by a UB player in the Bulls' FBS era. Joining Hodge on the All-MAC team were defense ends Demone Harris (second team) and Chuck Harris (third team).

In 2016, Borland guided a defense that led the MAC and ranked 13th in the nation in pass defense, allowing 181.5 yards per game. Linebacker Khalil Hodge accumulated 123 tackles, the eighth most in school history for a single season, and was named All-MAC Second Team.

The Bulls were a very opportunistic defense in 2015. UB scored a school-record seven defensive touchdowns (by seven different players) to rank second in the nation.

Three members of his defense were named to the All-Mid-American Conference team in 2015. Linebacker Brandon Berry was named to the second team. Linebacker Okezie Alozie and cornerback Boise Ross were named to the third team. Ross broke the school record for passes defended in a season with 20 to rank fifth in the nation.

Borland came to UB from Wisconsin-Whitewater where he spent the previous 21 seasons. Since 2002, Borland served as the Warhawks defensive coordinator.

Borland began at UW-W in 1994, also serving as the defensive backs coach. He was announced as a 2015 Wisconsin Football Coaches Association Hall of Fame inductee.

Borland was named Division III Coordinator of the Year in 2013 by footbalscoop.com after helping lead the Warhawks to the NCAA Division III national championship, the team's fifth in seven seasons. UW-Whitewater led the nation in scoring defense, allowing just 9.1 points per contest, and ranked No. 1 in the country in fumbles recovered (19) and turnovers forced (44).

From 2009-14, Borland's defenses led the Wisconsin Intercollegiate Athletic Conference and ranked among the top 20 in the nation in rushing defense, scoring defense and total defense. The Warhawks also led the league in pass efficiency from 2010-13.

Borland earned Wisconsin Collegiate Assistant Coach of the Year honors from the Wisconsin Football Coaches Association in both 2004 and 2006. In the 2009 season, Borland led the Warhawks to the fourth best scoring defense in Division III. In 2010, the Warhawks were ranked second in NCAA Division III in run defense. In 2011, Borland's rushing defense was ranked first in the WIAC.



COACHING STAFF

2019 BUFFALO FOOTBALL

From 1994-2002, Borland also coached track and field at UW-Whitewater. In 2000, he led the Whitewater women's track and field team to a fourth place finish at the NCAA Division III Outdoor Track and Field Championships. He earned NCAA D-III national coach of the year honors for his successful season.

Prior to Whitewater, Borland was the defensive coordinator for three years at Baker University (Kan.) from 1991-93, and at the University of Minnesota-Morris from 1989-90. He also was the head women's softball coach at Baker University and head track and field coach at the University of Minnesota-Morris. Borland's other stops include stints as a graduate assistant football coach at the University of Florida and at the University of Wisconsin. He also coached defensive backs at Arizona Western College.

Borland played his college football at Morningside (Iowa) College (1981-84) where he was a four-year letterwinner and three-year starter at defensive back, and a team captain.

In addition to his football coaching duties at UW-W, Borland taught in the HPRC Department.

He has a wife, Gayle, and two sons, Evan and Jaren.



Rob Ianello

**Associated Head Coach/Wide Receivers
Catholic '87
Fifth Season at Buffalo**

Rob Ianello is in his fifth season as associate head coach, recruiting coordinator and wide receivers coach.

For just the second time in program history, Buffalo had two wide receivers named to the All-Mid-American

Conference team in the same season as Anthony Johnson was named to the first team and K.J. Osborn was named to the third team in 2018. Johnson became just the third player in school history with two 1,000-yard receiving seasons in a career with 1,011 yards in 2018. In his two seasons with the Bulls, Johnson had 25 touchdown catches, third in school history.

In 2017, Johnson who had one of the finest seasons in school history. The junior receiver led the Mid-American Conference in receiving yards with 1,356 and touchdowns with 14, which was also a school record. Johnson, a first-team All-MAC selection, ranked second in the nation in receiving yards per game (113.0) and third in receiving touchdowns (14).

Buffalo's receivers flourished under Ianello in 2015. For the first time as an FBS program (since 1999) the Bulls had three players with 50 or more catches in a season. Matt Weiser had 63; Ron Willoughby had 61 and Marcus McGill had 50.

Ianello brought over 25 years of experience to UB and is recognized as one of the best recruiters in college football. He most recently spent three seasons on the Kansas football staff where he was the recruiting coordinator and wide receivers coach.

Ianello was instrumental in helping bring the 25th-rated signing class to Kansas in 2013 according to The Sporting News. The Jayhawk class had two four-star prospects, including the top-rated JUCO prospect in the nation in defensive lineman Marquel Combs.

No stranger to the Mid-American Conference, Ianello served as head coach at Akron for the 2010 and 2011 seasons. Prior to his stint at Akron, Ianello was a member of the coaching staff at Notre Dame from 2005-09. He coached the Irish in the 2008 Hawai'i Bowl, 2007 Sugar Bowl and 2006 Fiesta Bowl.

From 2005-08 at Notre Dame, he served as wide receivers coach and coordinated the recruiting efforts of the Irish. In January 2009, he was promoted to assistant head coach for offense. In that role, he led offensive staff meetings when head coach Charlie Weis was not present, and later served as the team's interim head coach.

Notre Dame's 2009 offense ranked sixth nationally in passing offense (323.50 ypg) and ninth in total offense (451.75 ypg). Ianello mentored Irish wide receiver Golden Tate, who was the 2009 Biletnikoff Award winner and a consensus All-American. Additionally, he coached Jeff Samardzija, who was a Biletnikoff Award finalist in 2005 and 2006 and earned All-America honors in 2006.

As the recruiting coordinator for the Irish, he directed three consecutive top-10

recruiting classes from 2006-08, something only three other schools (USC, Florida and Georgia) could claim. Additionally, Ianello is the only coach named one of the 25-best recruiters nationally from 2005-09 by Rivals.com. In the book "The Second Season" by recruiting analyst Tom Lemming, Ianello is named one of the top-10 recruiters of the last 30 years.

Ianello had two coaching stints at Wisconsin (1990-93, 2003-04), and was part of a staff that helped lead the Badgers to the 1994 Rose Bowl, the 2003 Music City Bowl and the 2005 Outback Bowl.

From 1994-2002, Ianello was on staff at Arizona, serving as recruiting coordinator from 1994-96, and wide receivers coach and recruiting coordinator from 1997-2002. The Wildcats played in two bowl games, the 1997 Insight.com Bowl and the 1998 Holiday Bowl. The 1998 Arizona team finished 12-1, which stands as the best record in school history.

Ianello served on the board of trustees of the American Football Coaches Association in from 2003 to 2009. The board formulates policy and provides direction for the AFCA. He also has served as the chair of the AFCA's assistant coaches' committee and the general chairman of the AFCA's all-division assistant coaches' committee. He also served on the AFCA ethics committee in 2010 and 2011.

Born Nov. 4, 1965, Ianello is a native of Port Chester, N.Y., and is a 1987 graduate of The Catholic University of America in Washington, D.C., owning a bachelor's degree in English.

Ianello and his wife, the former Denise Dove, have one son, Zachary, and two daughters, Ashley and Courtney. Denise played collegiate basketball at Northern Illinois and is a former assistant women's basketball coach at Arizona and Wisconsin. She has also worked as a scout in the WNBA.



Alan Hensell

**Tight Ends
Franklin '05
Fifth Season at Buffalo**

Alan Hensell is in his fifth season as tight ends coach. In three of his four seasons at Buffalo, the Bulls have produced an All-MAC tight end.

Tyler Mabry was named All-MAC First Team in 2018 after leading all MAC tight ends with 27 catches for 230 yards and two touchdowns. Sophomore Zac Lefebvre had 10 catches for 84 yards.

Hensell developed young tight ends in 2017 led by sophomore Tyler Mabry who had 24 receptions for 242 yards and a touchdown. Redshirt-freshman Zac Lefebvre had five catches for 51 yards and a touchdown before an injury ended his season.

In 2016, Mason Schreck was a second-team All-MAC selection after leading the Bulls with 59 catches for 651 yards. His receiving yard total was the most in school history by a tight end. Schreck was selected by the Cincinnati Bengals in the seventh round of the 2017 NFL Draft - becoming the first UB tight end ever drafted.

In 2015, Hensell coached Matt Weiser who had arguably the best season by a tight end in school history. Weiser set the school record for receptions by a tight end with 63 en route to earning All-MAC First Team honors. He was the first tight end in school history to earn first-team All-MAC honors. Weiser also became the first player in UB's FBS era to be named an Academic All-American.

Hensell came to UB after spending the previous two seasons with the University of Wisconsin-Whitewater football team as its wide receivers coach.

In 2014 as wide receivers coach at UWW, Hensell helped lead the Warhawks to the top passing offense ranking in the Wisconsin Intercollegiate Athletic Conference (WIAC). Four of his wide receivers earn All-WIAC honors, including two that were named to the first team. Jake Kumerow was named the Division III Player of the Year.

The Warhawks went a perfect 15-0 in 2014 and won the Stagg Bowl for the sixth time in eight years.

In 2013, two wide receivers earned All-WIAC accolades, including first team honoree Kumerow. A second team All-West Region selection by d3football.com, Kumerow set school records for receiving yards (1,331) and receiving touchdowns (19) in one season. The team's strong receiving corps helped the Warhawks post a 15-0 record and a national championship.



COACHING STAFF

2019 BUFFALO FOOTBALL

Hensell came to UWW from D1-AA (FCS) member Gardner-Webb (N.C.) University, where he was the offensive line coach. During the 2012 season, he helped produce three All-Big South Conference selections, including left guard Jamie Dunaway, who received third team All-America honors. A total of four players have garnered All-America honors while being tutored by Hensell.

A New Carlisle, IN, native, Hensell spent time at the University of Connecticut as an offensive quality control coach in February 2012 before joining the Gardner-Webb staff.

Hensell spent the previous five seasons in the Southeastern Conference, including the 2011 season as assistant offensive line coach and offensive graduate assistant at Ole Miss. He worked with the Rebels' offensive line and tight ends in 2011, helping mentor right tackle Bobby Massie, who was drafted in the fourth round of the 2012 NFL Draft by the Arizona Cardinals.

In 2010, Hensell served as assistant offensive line coach and offensive intern at the University of Tennessee, where he had the opportunity to coach center James Stone, who earned freshman All-America honors for the Vols. Tennessee was selected to play in the Music City Bowl following the regular season.

Hensell worked his first stint at Ole Miss from 2007-09, working as assistant offensive line coach in 2008 and 2009. The Rebels were 9-4 in each of those seasons, finishing the seasons with AP ranks of Nos. 14 and 20, respectively, and won a pair of Cotton Bowls. In 2008, Ole Miss averaged 407.6 yards of total offense per game and 186.5 yards per game on the ground. Left tackle Michael Oher earned first-team All-America honors and was taken in the first round of the NFL Draft by the Baltimore Ravens. In 2009, the Rebels averaged 402.4 yards per game of total offense, including 183.6 on the ground. Standout offensive lineman John Jerry earned first-team All-America honors that season and was picked in the third round of the NFL Draft by the Miami Dolphins.

Hensell began his college coaching career at his alma mater, coaching outside linebackers at Franklin (IN) College in 2004. Hensell also served as a student assistant baseball coach during his time at Franklin, helping the team to a 29-15 record, a Heartland Conference championship and a No. 24 national ranking in 2005.

Following his time on staff at Franklin, Hensell moved on to coach quarterbacks at UW-River Falls in 2005 and 2006. He helped tutor Jeremy Wolff, one of only three signal callers in Division III selected to play in the Aztec Bowl, to All-WIAC honors in 2006.

Hensell started his career in coaching in 2003 at Decatur Central (Ind.) High, coaching quarterbacks following a career-ending injury on the college gridiron.

As a student-athlete, Hensell played two sports at Franklin as a freshman, lining up at running back and receiver, and pitching for the Grizzlies' baseball team. He helped the baseball squad to a 32-10 record, a Heartland Conference title and a No. 30 national ranking as a freshman in 2002. He came to Franklin from New Prairie (Ind.) High School, where he was a three-sport standout in football, basketball and baseball, earning 10 letters throughout his prep career.

Hensell graduated from Franklin in 2005 with a B.A. in physical education (K-12) and a minor in health education. He earned a master's degree in science and education from Wisconsin-Whitewater in 2015.



Chris Simpson

Linebackers
Wisconsin-Whitewater '98
Fifth Season at Buffalo

Chris Simpson is in his fifth season as linebackers coach. Working with the linebackers, Simpson helped develop Khalil Hodge, arguably the best middle linebacker to ever play at Buffalo. In only three seasons, Hodge recorded 421 tackles, the third-highest total in school history.

In 2018, three of the team's four leading tacklers were linebackers, including Hodge (144), James Patterson (77) and Jordan Collier (56).

In 2017, Hodge had arguably the finest season by a linebacker in school history. The junior middle linebacker had an FBS-era record 154 tackles on the year to lead the Mid-American Conference and rank second in the nation. Hodge was named

All-MAC First Team for his efforts.

In 2016, for the second straight season, Simpson's linebackers were the top three leading tacklers on the team. Hodge had a huge season for the Bulls, finishing with 123 tackles, the eighth most in school history for a single season and the second most in UB's FBS era. Hodge was named All-MAC Second Team.

Simpson made an immediate impact with the Bulls as the linebackers were arguably the strongest unit of the Bulls defense in 2015. The top three tacklers on the team were linebackers and for the first time since 2008, the Bulls had two different players with over 100 tackles as Nick Gilbo finished with 113 and Brandon Berry had 104. Berry was named All-MAC Second Team and Okezie Alozie was named third-team All-MAC.

Simpson came to UB after spending 2014 as the outside linebackers coach at MAC-foe Eastern Michigan.

Prior to coaching at EMU, Simpson spent the previous four seasons as linebackers coach at Grand Valley State. During his time in Allendale, Mich., the team posted a 39-11 record and four Division II playoff victories. He also tutored six All-Great Lakes Intercollegiate Athletic Conference (GLIAC) performers during that span.

Grand Valley closed the 2013 football campaign ranked third in the final American Football Coaches Association poll. The Lakers advanced to the NCAA DII National Semifinals for the eighth time after knocking off undefeated and No. 3 ranked Colorado State University-Pueblo.

Senior linebacker Jordan Kaufman received second team All-GLIAC honors after leading the squad in tackles with 87, while also recording eight tackles for loss, a fumble recovery and returning a blocked field goal 56 yards for a score. Also earning honorable mention league honors for GVSU were senior linebackers Charles Hill and Luther Ware.

His 2011 linebacking unit was a key component in a Laker defense that ended the year among the GLIAC leaders. GVSU led the league in tackles for loss (93) and sacks (36), while ranking second in scoring defense (20.2). GVSU limited opponents to 15.5 points per game in its last five games that season.

Simpson's linebacking unit helped the Laker defense rank nationally in several categories, including the top 20 in tackles for loss and quarterback sacks in 2010. Ware and Justin Victor earned All-GLIAC accolades during the 2010 campaign.

He arrived at GVSU following a two-year stint at the University of Nebraska-Omaha under current EMU defensive coordinator Brad McCaslin. The Mavericks were 14-9 with one appearance in the NCAA DII playoffs during his time on the staff.

Simpson spent five years at Division III national power Wisconsin-Whitewater where he was an assistant coach in charge of the linebackers. UWW was 42-3 his final three seasons with three-straight NCAA DIII National Championship game appearances and three Wisconsin Intercollegiate Athletic Conference crowns. The Warhawks claimed the 2007 National Championship and turned in an overall mark of 56-9 during his five years on the staff.

In addition, Simpson coached two years (1999-2000) at Waunakee (Wis.) High School, one year (2001) at Loras College in Dubuque, Iowa, as a graduate assistant and one year (2002) at Wisconsin-Platteville. In the summer of 2006, Simpson was selected as a participant at the NCAA Men's Football Coaches Academy.

He also has received an NFL Minority Coaching Internship on six occasions, from the Green Bay Packers for defensive line and special teams in the summer of 2006, in 2007 with the Dallas Cowboys, in 2008 with the Carolina Panthers, in 2009 with the Minnesota Vikings and Cleveland Browns and in 2013 with the Detroit Lions.

Simpson graduated with a bachelor's degree from Wisconsin-Whitewater in physical education in 1998. He earned his master's in curriculum and instruction in 2004.

Simpson and his wife, Nicole, have three children: Jarryn, Riley and Noah.



COACHING STAFF

2019 BUFFALO FOOTBALL



Taiwo Onatolu

Defensive Ends/Special Teams Coordinator
Nebraska-Omaha '06
Fourth Season at Buffalo

Taiwo Onatolu will coach the defensive ends beginning in 2019 after serving as cornerbacks coach over the previous four seasons. He began his career at UB as director of player personnel. He also coaches the

specialists.

Buffalo ranked fifth in the Mid-American Conference in pass defense in 2018, allowing 194 yards passing per game. The Bulls recorded 14 interceptions, eight of which came from cornerbacks. Cameron Lewis was named All-MAC Second Team after posting three interceptions and six pass breakups on the year.

The Bulls ranked fifth in the Mid-American Conference in pass defense in 2017, allowing 205 yards per game and added eight interceptions.

In 2016, UB's defense led the MAC and ranked 13th in the nation in pass defense - allowing 181.5 yards per game.

Onatolu came to UB from Missouri State where he spent the previous five seasons at inside linebackers coach. He is a native of Papillion, NE, and spent the 2007 to 2010 seasons as an assistant at the University of Nebraska-Omaha.

He was also a standout linebacker at UNO, starting four seasons for the Mavericks, earning All-NCC first-team honors three times and All-America first-team honors in 2004. He was the North Central Conference's most valuable linebacker in 2004 after posting 98 tackles and 5 interceptions. He was in on 71 tackles as a senior, helping him earn All-America second and third-team honors by different agencies.

Onatolu finished his four-year stint at UNO as the program's No. 2 all-time tackler with 371 total stops. He also tallied 46.5 tackles for loss, 12.5 sacks, 7 interceptions and 182 solo tackles in 44 games. He helped the Mavericks to a pair of NCC titles and a 2005 playoff appearance.

After completing his degree in Communication, Public Affairs & Community Service from UNO in 2006, Onatolu stayed at UNO for two years as a graduate assistant coach, working with the squad's linebackers. He coached All-American safety Randy Kush in 2007, the school's all-time leader in interceptions. He moved to full-time status in March 2010 and helped UNO to a combined 29-16 ledger during his four years on staff, including NCAA Division II playoff appearances in 2007, 2008 and 2009.

In his first season at Missouri State in 2011, he had the best of both worlds with a gritty and determined senior in David Ingram at one inside linebacker spot and a redshirt freshman in Andrew Beisel at the other. Beisel went on to record a team-high 84 tackles, becoming the first MSU freshman since 1998 to lead the club in total stops and earned MVFC All-Newcomer Team distinction. Ingram, who started all 11 games, tallied 77 tackles and finished third on the squad.

In 2012, Onatolu used five different starters in his rotation, including Beisel who led all middle linebackers with 73 stops in 10 games, while redshirt freshman Christian Hoffmann brought down 41 ball carriers with 5 starts in an impressive debut campaign.

It was Beisel and Hoffmann who led Onatolu's inside backers again in 2013. Beisel tallied 96 stops while starting all 12 games and earning All-MVFC honorable mention honors his junior campaign, while Hoffmann earned 9 starts his sophomore season with 36 total stops. The tandem helped Missouri State rank among the national leaders in red zone defense, rushing defense, scoring defense and passing defense, while ranking as one of the top defensive units in the MVFC.

Onatolu's twin brother, Kenny, has enjoyed a professional career that began with the Edmonton Eskimos in the Canadian Football League and included stints with the Minnesota Vikings and Carolina Panthers. He was also an All-NCC linebacker.

Onatolu and his wife, Jennifer, have a son, Isaiah.



Jim Zebrowski

Quarterbacks/Co-Offensive Coordinator
Mount Union '91
Third Season at Buffalo

Jim Zebrowski, a coaching veteran in the Big Ten and the Mid-American Conference, begins his third season as quarterbacks. He also serves as the co-offensive coordinator. Zebrowski brought 25 years of coaching

experience to Buffalo, including five successful seasons at Minnesota.

Quarterbacks have flourished under the watchful eye of Zebrowski. In 2018, Tyree Jackson became the first player in school history to be named Mid-American Conference Offensive Player of the Year and the first quarterback in school history to be named All-MAC. He threw for 3,131 yards and 28 touchdowns in 2018 - both were second in school history for a single season.

Zebrowski made an immediate impact in his first season with the Bulls in 2017. Despite, an injury-riddled season that saw the Bulls have to start three different quarterbacks, Buffalo still led the MAC and set a school record with 3,490 passing yards on the year. Tyree Jackson threw for 2,096 yards and 14 touchdowns in eight games on the season, including three 300+ yard games. Backup Drew Anderson started against Western Michigan and threw for a school- and conference-record 597 yards and seven touchdowns.

Zebrowski was the quarterbacks coach at Minnesota from 2011-15 and helped lead the Gophers to three straight bowl games. He is well known for developing young quarterbacks. Minnesota signal-caller Mitch Leidner advanced from running the scout team to accounting for 2,250 yards and 21 touchdowns in 2014. Leidner had 10 rushing touchdowns, tying the school record for a quarterback.

He helped lead the Gophers to the Meineke Car Care Bowl in 2012, the Texas Bowl in 2013 and the Citrus Bowl in 2014. He likely would have stayed at Minnesota. However, head coach Jerry Kill stepped down for health reasons in 2015, resulting in changes to the coaching staff.

Prior to coaching at Minnesota, Zebrowski was the quarterbacks coach at Northern Illinois in 2010. He tutored All-MAC quarterback Chandler Harnish, an NFL draft pick of the Indianapolis Colts. He also laid the foundation for Harnish's backup Jordan Lynch who was an All-American and a Heisman Trophy finalist in 2013. Featuring a high-powered offense that averaged over 35 points per game, Zebrowski helped lead the Huskies to the 2010 MAC Championship game and a win over Fresno State in the Humanitarian Bowl.

This is the second time Zebrowski will serve under Leipold. He was the offensive coordinator and quarterbacks coach at Wisconsin-Whitewater from 2007-09. Over his tenure, the Warhawks went 42-3 and advanced to the Division III title game every year, winning it twice. Zebrowski was named the Wisconsin Football Coaches Association Assistant Coach of the Year and the FootballScoop.com Division III Coordinator of the Year in 2009.

In 2004, he became the head coach at Lakeland University and led the Muskies to a 28-12 record over four seasons. He led Lakeland to a pair of Illini-Badger Conference championships and advanced to the Division III playoffs for the first time in school history.

Zebrowski and his wife, Heather, who was named Female Athlete of the Year during her volleyball playing days at Southern Illinois, have two children, Zachary and Lauryn.



COACHING STAFF

2019 BUFFALO FOOTBALL



Brad McCaslin

Defensive Tackles
Hastings '05
Third Season at Buffalo

Brad McCaslin, who spent two seasons on the University at Buffalo football staff, has returned to the UB program to serve as defensive tackles coach beginning in 2019.

McCaslin previously served as a defensive analyst as well as a defensive assistant and director of player personnel for the Bulls during the 2016 and 2017 campaigns.

McCaslin has over 20 years of coaching experience, including serving as defensive coordinator at Eastern Michigan in 2014 and 2015. Leipold and McCaslin worked together at Nebraska-Omaha from 1997-2000 and from 2004-06. A proven winner, McCaslin has been part of seven conference championships during his coaching career along with 15 winning seasons.

Prior to Eastern Michigan, McCaslin spent two years at Drake University where he served as the team's defensive coordinator and inside linebackers coach. He helped turn the Bulldogs into one of the top defenses in the Pioneer Football League.

In 2012, the Bulldogs ranked second in the PFL in total defense by surrendering just 329 yards per game and two Bulldogs, including PFL Defensive Player of the Year Tyler Moorehead, ranked in the top 10 in the league in sacks. Additionally, nine Drake defenders were named to all-PFL teams.

McCaslin came to Drake from the University of Nebraska-Omaha, where he coached for 14 seasons, including the last six as the Mavericks' defensive coordinator (2005-10). He also served as associate head coach his final four seasons before the program was disbanded in 2010.

As defensive coordinator at UNO, McCaslin oversaw a dramatic improvement across the entire unit. The 2007 Mavericks ranked first in the North Central Conference in scoring defense (16.8), turnover margin (+14) and rush defense (97.2). Their red zone defense also improved from worst to first in the NCC from 2006 to 2007. UNO players collected all three NCC defensive MVP awards in 2007.

McCaslin began his tenure at Nebraska-Omaha as a graduate student assistant coach for three seasons (1997-99) before becoming a full-time assistant in 2000, in charge of the defensive line. McCaslin's units were quickly among the strongest in the conference. Among his star pupils was All-American Chris Cooper, a sixth-round draft pick who has spent nine seasons in the National Football League. He also coached Buck Rasmussen, who earned a Super Bowl ring in 2005 with the New England Patriots, and Kenny Onatolu, who played with the Edmonton Eskimos of the Canadian Football League before being signed by the Minnesota Vikings prior to the 2009 season.

Most recently, McCaslin served as head coach at Benedictine University, a Division III program in Illinois.

A native of Cheyenne, Wyo., McCaslin was a stand-out wide receiver at Hastings College from 1990-1994. While there he set the school record for most receptions in a game. After graduating he taught and coached at Benson High School in Omaha, Neb., for two years before becoming a graduate assistant at UNO.

Brad and his wife Erin have three children, Gabrielle, Kelton, and Bodey.



Scott Fuchs

Offensive Line
North Dakota State '95
First Season at Buffalo

Scott Fuchs, a 25-year veteran of college coaching, enters his first season as offensive line coach at the University at Buffalo. Fuchs came to Buffalo after spending the previous five seasons as offensive line

coach at Wyoming. Head Coach Lance Leipold and Fuchs also worked on the same staff at Nebraska-Omaha from 2004-06.

While at Wyoming, Fuchs' coaching highlights included developing All-American center Chase Roullier who went on to start for the Washington Redskins, designing a blocking scheme for running back Brian Hall who rushed for a school-record 4,287 over his career and helping coach an offense that ranked second in the nation in redzone offense in 2017. In 2016, Fuchs helped coach the 2016 Cowboy offense that averaged 35.9 points per game to rank No. 2 in the Mountain West and No. 25 in the nation.

An outstanding offensive lineman himself, Fuchs was named to the 1993 Kodak/American Football Coaches Association first-team All-America squad as a senior offensive guard at North Dakota State. NDSU won three consecutive North Central Conference rushing titles during his three years as a starter. He was part of three North Central Conference Championship teams at NDSU in 1990, '91 and '92. The 1990 Bison captured the NCAA Division II National Championship.

Fuchs coached the offensive line at North Dakota State, his alma mater, from 2009-13 before being hired at Wyoming. He helped lead the Bison to an astounding 43-2 record and three national titles between 2011 and 2013. In 2012 and 2013, Fuchs coached Consensus First Team All-America offensive tackle Billy Turner. Turner was selected in the third round of the 2014 NFL Draft by the Miami Dolphins. All total, Fuchs has coached nine All-Americans and 32 All-Conference performers during his career.

Prior to returning to his alma mater, Fuchs coached one season at Southern Illinois in 2008. That team tied for the conference title and advanced to the first round of the FCS Playoffs. He also coached at Grand Valley State (2007), Nebraska-Omaha (2003-06), Minnesota-Crookston (2000-02), Wisconsin-Eau Claire (1999) and Valley City State (1997-98). The only school he did not coach the offensive line was his one season at Wisconsin-Eau Claire when he coached the defensive line.

Fuchs earned his bachelor of science degree from North Dakota State in physical education and social science education in 1995 and his master of education degree with a specialization in physical education and athletic administration in 1997.

Scott and his wife, Emily, have three boys, Hank, Jack and Gus.



Jeff Burrow

Safeties
Cincinnati '99
Second Season at Buffalo

Jeff Burrow enters his first season as safeties coach after spending last season as the Bulls' director of player personnel.

Prior to arriving at UB in 2018, Burrow served as Kent State's safeties coach from 2011-17 and was promoted to co-defensive coordinator in 2017. He was part of the Golden Flashes' 2012 MAC East title run and the program's first bowl appearance in 40 years. In each of Burrow's first five seasons, a Kent State safety earned All-MAC honors, including two-time first-team All-MAC pick Nate Holley.

In his time at Kent State, he coached a number of Academic All-MAC players, including Jordan Italiano who became the first football player in Kent State's history to be a three-time Academic All-American. In 2015, he was the nation's only position coach to have two Academic All-Americans.

Prior to Kent State, Burrow spent one season as the secondary coach at Indiana State after spending the previous season as the assistant secondary coach at Marshall. From 2007-08, Burrow was the wide receiver's coach at Jacksonville State.

Burrow was the defensive graduate assistant at Notre Dame in 2005-06. He also served as the defensive graduate assistant at Minnesota in 2003 and 2004.

Burrow was a four-year starter at cornerback at the University of Cincinnati from 1995-99. Following his collegiate career, he signed with the Winnipeg Blue Bombers of the Canadian Football League and played one season with the team.

The Sylvester, GA native earned his bachelor's degree in criminal justice from Cincinnati in 1999 and a master's degree in education from Minnesota in 2004.

He and his wife, Janea, have three daughters, Jazmyne, Jaelyn and Jayda.



COACHING STAFF

2019 BUFFALO FOOTBALL

SUPPORT STAFF



Matt Gildersleeve
Head Strength Coach



Wendy Laurent
Graduate Assistant



Stephen Matos
Graduate Assistant



Mike Peters
Graduate Assistant



Issac Reed
Graduate Assistant



Michael Painter
Assistant AD for
Football Operations



George Ricumstrict
Director of
Player Personnel



Grant Murray
Director of High School
Relations



Conor McNally
Sports Performance



James Heiss
Sports Performance



Rashidi Greene
Director of
Player Development



Jimmy Le
Video Coordinator



Brandon Mclean
Assistant Video Coordinator



Nick Mouyeos
Head Football
Athletic Trainer



Peyton Ellis
Assistant
Athletic Trainer



Austin Herman
Assistant
Athletic Trainer



Megan Prunty
Assistant AD/Equipment



Tom Hersey
Asst. Equipment Room Manager



Julie O'Neill
Administrative Assistant



PLAYER BIOS

2019 BUFFALO FOOTBALL



**ALI
ABBAS**

15

CB • 5-10 • 180 • Junior
Irvington, NJ • Irvington



**THEO
ANDERSON**

2

RB • 5-10 • 215 • Junior
Largo, FL • Indian Rocks Christian

Hoof Prints: speedy cornerback who will challenge for a more prominent role after playing in 13 games in 2018... major is sociology. **Sophomore (2018):** Appeared in 13 games... had eight tackles on the season... had a season-best two tackles against Kent State (11/6)... had a solo stop against Temple (9/8), Rutgers (9/22) and Central Michigan (10/6) and Kent State. **Freshman (2017):** Appeared in three games, primarily on special teams... registered one tackle in the year. **High School:** A speedy defensive back from Irvington High School in New Jersey who enrolled at UB in January. As a senior in 2015, he had 117 tackles, three interceptions, 16 pass breakups, a forced fumble and a fumble recovery. Had 21 tackles in one game against West Essex. Named first-team All-Conference, first-team All-Essex County and All-State Honorable Mention. Played in the Phil Simms New Jersey North-South High School Football Senior All-Star Classic.

Hoof Prints: Running back that runs with power... major is communication. **Sophomore (2018):** Appeared in 13 games on special teams and as a reserve running back... rushed for 69 yards and a touchdown on 17 carries... carried the ball seven times for 32 yards and an 11-yard touchdown against Kent State (11/6)... had four carries for 20 yards at Bowling Green (11/23). **Redshirt-Freshman (2017):** Appeared in 10 games as a reserve running back... ranked second on the team in rushing with 419 yards and had two touchdowns... added three receptions for 24 yards on the year... had 15 carries for 57 yards and his first career touchdown against Florida Atlantic (Sept. 23)... rushed for 44 yards against Western Michigan (Oct. 7)... rushed for a season-high 133 yards and a touchdown against Bowling Green (Nov. 7)... rushed for 91 yards on 14 carries (6.5 ypc) at Ball State (Nov. 16). **Freshman (2016):** Redshirted in his first season at Buffalo. **High School:** Standout running back from the recruiting hotbed state of Florida. Hampered by injuries his senior season, he still rushed for 730 yards and seven touchdowns. For his career, he ran for more than 3,000 yards and 47 touchdowns. Also an effective receiver, Anderson had nearly 500 receiving yards and four touchdowns over his career. He helped lead the Golden Eagles to three straight playoff appearances, including the Class 2A state title game his junior season.



**WANKEITH
AKIN, JR.**

11

CB • 5-10 • 175 • Sophomore
Roseland, NJ • Don Bosco Prep

Hoof Prints: Cornerback from New Jersey who played in 11 games in 2018 as a redshirt-freshman... major is sociology. **Redshirt-Freshman (2018):** Appeared in 11 games... had nine tackles and a tackle for loss on the season... had a season-best four tackles, including three solo against Miami (OH) (10/30)... had a tackle for loss against Delaware State (9/1)... had two tackles at Ohio (11/14). **Freshman (2017):** Redshirted in his first season at Buffalo. **High School:** Played both wide receiver and defensive back at Don Bosco Prep, but is projected to be a defensive back at UB. Had six interceptions (one returned for a touchdown) and a kickoff return for a touchdown his senior season. Added 20 receptions for 277 yards and a touchdown. Overall, scored six touchdowns as a senior (3 receiving, 1 interception, 1 kickoff return, 1 rushing). Named second-team All-County. Multi-sport athlete who also competed in track. Ran a 10.73 100m and a 22.15 200m.

Anderson's Career Statistics

Year	GP-GS	Att	Yards	Avg.	TD	Long	Rec.	Yards	TD	Long
2017	10-0	97	419	4.3	2	45	3	24	0	13
2018	13-0	17	69	4.1	1	11	0	0	0	0
Totals	23-0	114	488	4.3	3	45	3	24	0	13



**KAYODE
AWOSIKA**

73

OL • 6-5 • 305 • Junior
Plymouth, MN • Maple Grove

Hoof Prints: Became the Bulls starting right tackle in 2018 after playing a reserve role in 2017... major is business administration. **Sophomore (2018):** started all 14 games at right tackle... helped pave the way for a rushing attack that has rushed for 2,648 yards and 36 touchdowns on the season – both school records... part of an offensive line that has allowed a program-low 15 sacks. **Red-shirt-Freshman (2017):** Saw action in five games as a reserve offensive lineman. Played against Minnesota (Aug. 31), Army (Sept. 9), Colgate (Sept. 16), Western Michigan (Oct. 7) and Ball State (Nov. 16). **Freshman (2016):** Redshirted in his first season at Buffalo. **High School:** Played for head coach Matt Lombardi at Maple Grove High School... anchored an offensive line for a Crimson team that went 9-3 overall and 6-2 in conference play his senior season... named USA Today first-team All-Minnesota as a senior... also named first-team All-Metro his senior season.



PLAYER BIOS

2019 BUFFALO FOOTBALL



**ROY
BAKER**

18

CB • 6-2 • 200 • Junior
Hialeah, FL • American

Hoof Prints: Will likely challenge for a starting cornerback role in 2019... major is communication. **Sophomore (2018):** Appeared in 11 games and started once at cornerback... had nine tackles, a tackle for loss and a pass breakup on the season... had a season-best two tackles against Army (9/29), Central Michigan (10/6) and Troy (12/22)... added a tackle for loss against Army... had a tackle and a pass breakup against Akron (10/13). **Redshirt-Freshman (2017):** Played in nine games as a reserve cornerback... had 11 tackles and a pass breakup on the year... had a season-high eight tackles and a pass breakup at Kent State (Sept. 30)... also posted a tackle against Minnesota (Aug. 31), Northern Illinois (Oct. 14) and Bowling Green (Nov. 7). **Freshman (2016):** Redshirted in his first season at Buffalo. **High School:** Played his high school ball at American High School in Hialeah, FL... helped lead the Patriots to 6-5 overall record and a 5-0 district record... named All-Dade County Honorable Mention... rated one of the top 50 players in Dade County as a senior.



**ERIC
BLACK**

94

DE • 6-3 • 245 • Sophomore
Henrietta, NY • Rush-Henrietta

Hoof Prints: Walk-on who has added depth at defensive end... major is business administration. **Redshirt-Freshman (2018):** Appeared in one game on the season... had a tackle for loss against Delaware State (9/1). **Freshman (2017):** Redshirted in his first season at Buffalo.



**JULIEN
BOURASSA**

85

TE • 6-6 • 255 • Sophomore
Laval, Quebec • Cegep de Vieux

Hoof Prints: Tight end who redshirted as a freshman last season... major is business administration. **Redshirt-Freshman (2018):** Appeared in three games early in the season before an injury sidelined him for the remainder of the year... had one catch for nine yards against Delaware State (9/1)... **Freshman (2017):** Redshirted in his first season at Buffalo. **Previous School:** Enrolled at UB in January of 2017 after playing at Cegep de Vieux Montreal. Had 15 receptions for 164 yards and a touchdown his senior season. Was a versatile athlete who also played quarterback his senior season. Completed 23-of-54 passes including two touchdowns his senior season. Also rushed for 149 yards and two scores his senior year. Played in the 2016 International Bowl for Canada's U19 National Team.



**JOEY
BANKS**

9

S • 5-10 • 200 • Senior
Sacramento, CA • Franklin

Hoof Prints: Was the Bulls starting safety in 2018 after transferring to Buffalo from San Francisco City College prior to the 2018 campaign... major is psychology. **Junior (2018):** Started nine games at safety... had 41 tackles, an interception and six pass breakups on the season... had a season-high nine tackles against Army (9/29)... had eight tackles and two pass breakups at Rutgers (9/22)... had three tackles, an interception and a pass breakup at Central Michigan (10/6)... had four tackles and a forced fumble against Akron (10/13)... had two tackles and a pass breakup at Bowling Green (11/23). **Previous School:** Midyear transfer from City College of San Francisco where he played safety. Had 67 tackles, seven tackles for loss and a sack in 2017. Had 17 tackles, 1.5 tackles for loss and a fumble recovery in a game against Laney College. Began his career at Sacramento State, but was limited to four games with an injury. A 2014 graduate of Franklin High School where he was named second-team Division I All-State, first-team All-Northern California and first-team All-Sac-Joaquin Section as a senior. Starred on both sides of the ball for the Wildcats with 155 tackles and 10.5 sacks as well as 571 yards rushing and eight touchdowns.

Banks' Career Statistics

Year	GP-GS	Solo	Ast	TT	TFL-Yds	Sacks	Int	FR	FF
2018	11-9	21	20	41	0-0	0-0	1	0	1
Totals	11-9	21	20	41	0-0	0-0	1	0	1



**COLE
BURNISTON**

36

TE • 6-3 • 240 • R-Freshman
Grimsby, Ontario • Canisius

Hoof Prints: Tight end who redshirted as a freshman last season... major is computer engineering. **Freshman (2018):** Redshirted in his first season at Buffalo... did see game action at Bowling Green (11/23). **High School:** A native of Grimsby, Ontario, he played two seasons at Canisius High School in Buffalo as a running back. In his two seasons with the Crusaders he rushed for 1,390 yards and 15 touchdowns. Rushed for 924 yards on 120 carries (7.7 ypc) and 10 touchdowns as a junior. Rushed for 466 yards on 60 carries (7.8 ypc) and five touchdowns as a senior. Named first team All-State, All-Western New York and All-Catholic. His interception with 1:36 left in the 2016 state championship set up the Crusader's game-winning score.



PLAYER BIOS

2019 BUFFALO FOOTBALL



**SEAN
COLGAN**

13

LB • 6-1 • 215 • Junior
Goshen, NY • Goshen Central

Hoof Prints: Walk-on who has added depth at linebacker... major is business administration. **Sophomore (2018):** Did not see any game action... worked with the scout teams. **Freshman (2017):** Did not see any game action... worked with the scout teams.



**EVAN
FINEGAN**

40

P • 5-11 • 195 • Sophomore
Sterling Heights, MI • Bishop Foley

Hoof Prints: All-State punter from Michigan who set the single-season school record for punt average in 2018 (41.8)... major is business administration. **Red-shirt-Freshman (2018):** Started all 14 games at punter for the Bulls... averaged 41.8 yards on 52 punts on the season... his 41.8 yards per punt average was a school record for a single season... had 10 punts of 50+ yards and three punts of 60+ yards... had a season-long 69-yard punt at Central Michigan (10/6)... had 10 punts downed inside the 20... also served as the team's holder on field goals and extra points. **Freshman (2017):** Redshirted in his first season at Buffalo. **High School:** All-State punter from Bishop Foley High School in Sterling Heights, MI... named first-team All-State, first-team All-Catholic and first-team All-County... his 44.8 yard punting average led the entire state of Michigan his senior season.

Finegan's Career Statistics

Year	GP-GS	Punts	Yds	Avg.	Long	120
2018	14-14	52	2,171	41.8	69	10
Total	14-14	52	2,171	41.8	69	10



**FRENDY
DARELUS**

99

DE • 6-5 • 250 • Sophomore
Fort Lauderdale, FL • Dillard

Hoof Prints: Tall, rangy, athletic defensive end who will challenge for playing time in 2019... major is psychology. **Redshirt-Freshman (2018):** Appeared in six games... had four tackles on the season... had a season-high three tackles (all solo) against Delaware State (9/1)... had a tackle against Kent State (11/6). **Freshman (2017):** Redshirted in his first season at Buffalo. **High School:** Defensive end from Dillard High School in Florida. Had 5.5 sacks, 16 hurries a forced fumble and two pass breakups his senior season.



**DESHONDRICK
FOXWORTH**

54

DT • 6-1 • 295 • Senior
Columbia, MS • East Marion

Hoof Prints: Transfer from Jones County Junior College who started four games in 2018 - his first year with the program... major is psychology. **Junior (2018):** Appeared in 13 games and made four starts at defensive tackle... had 20 tackles, 1.5 tackles for loss and a sack on the season... had a season-high four tackles against Delaware State (9/1)... had three tackles and half a sack against Miami (OH) (10/30)... had two tackles and a tackle for loss against Kent State (11/6)... had a half sack against Northern Illinois (11/30)... had two tackles against Troy (12/22). **Previous School:** Defensive lineman who transferred from Jones County Junior College and will have two years of eligibility remaining. Played two seasons for the Bobcats and totaled 19 tackles, four tackles for loss and a pair of sacks. Played his high school ball at East Marion High School where he was named to the Hattiesburg American All-Area Team.

Foxworth's Career Statistics

Year	GP-GS	Solo	Ast	TT	TFL-Yds	Sacks	Int	FR	FF
2018	13-4	9	11	20	1.5-5	1.0-4	0	0	0
Totals	13-4	9	11	20	1.5-5	1.0-4	0	0	0



**TREY
DEROUEEN**

75

OL • 6-3 • 315 • Senior
Lilburn, GA • Parkview

Hoof Prints: Second season with the Bulls after grad transferring from South Carolina... major is management information systems. **Junior (2018):** Appeared in five games and made one start on the season... made his first career start against Akron (10/13). **Previous School:** A graduate transfer from South Carolina... appeared in one game as a redshirt-freshman in 2016... twice named to the SEC Fall Academic Honor Roll... graduated from Parkview High School in Lilburn, GA where he was a second-team Class AAAAAA All-State selection.



PLAYER BIOS

2019 BUFFALO FOOTBALL



**JAKE
FUZAK**

59

OL • 6-5 • 300 • Junior
Williamsville, NY • Williamsville South

Hoof Prints: Local product who played at Williamsville South High School... made the move from defensive line to offensive line prior to the 2018 season... major is social science interdisciplinary. **Sophomore (2018):** Appeared in 12 games as a reserve offensive tackle and in special team formations. **Redshirt-Freshman (2017):** Appeared in two games on the year... saw action against Western Michigan (Oct. 7) and Bowling Green (Nov. 7). **Freshman (2016):** Redshirted in his first season at Buffalo. **High School:** Local defensive line prospect who was a four-year starter for head coach Craig Kurzanski at Williamsville South High School... had 68 tackles and 8.5 sacks his senior season... a two-time All-Western New York Selection, including a first-team pick in 2015... earned the 2015 Trench Trophy, given to the Western New York Lineman of the Year.



**CHRISTIAN
GONZALEZ**

68

DT • 6-3 • 310 • Senior
Newark, NJ • Shabazz

Hoof Prints: Has played both defensive line and offensive line over his career... major is sociology. **Junior (2018):** Appeared in four games... had a blocked field goal against Delaware State (9/1). **Sophomore (2017):** Appeared in one game... saw action against Western Michigan (Oct. 7). **Redshirt-Freshman (2016):** Appeared in one game at defensive tackle. Saw action against Boston College (10/1). **Freshman (2015):** Redshirted in his first season at Buffalo. **High School:** Imposing prospect that played for head coach Bill Chaplick at Milford Academy in 2015... had 2.5 sacks and four tackles for loss at Milford... as a senior at Shabazz High School in Newark, NJ, he had 57 tackles, six sacks and three forced fumbles.



**JACOB
GALL**

66

OL • 6-2 • 305 • Sophomore
Cincinnati, OH • Archbishop Moeller

Hoof Prints: Offensive lineman who worked his way into the starting lineup for the second half of the 2018 campaign... major is business administration. **Redshirt-Freshman (2018):** Appeared in 13 games and started the last five at right guard... helped pave the way for a rushing attack that has rushed for 2,648 yards and 36 touchdowns on the season – both school records... part of an offensive line that has allowed a program-low 15 sacks. **Freshman (2017):** Redshirted in his first season at Buffalo. **High School:** Offensive lineman who was a 4-year starter for perennial-power Archbishop Moeller in Cincinnati. Projected to play center for the Bulls. Named to the Greater Catholic League South First Team twice in his career. Named to the Division I All-District Second Team. He was a team captain and helped lead the Crusaders to the 2013 State Championship.



**JOSH
GRIFFEN**

30

WR • 5-11 • 175 • Sophomore
Glens Falls, NY • Glens Falls

Hoof Prints: Walk-on who adds depth at wide receiver... transferred to Buffalo from Wagner... major is business administration. **Redshirt-Freshman (2018):** Did not see any game action... worked with the scout teams. **Previous School:** Transferred to Buffalo from Wagner prior to the 2018 season... did not see any game action with the Seahawks.



**EVAN
GANTLEY**

45

S • 5-11 • 185 • Sophomore
Syracuse, NY • Onondaga Central

Hoof Prints: Walk-on who has added depth at safety... major is business administration. **Redshirt-Freshman (2018):** Did not see any game action... worked with the scout teams. **Freshman (2017):** Redshirted in his first season at Buffalo.



**CORY
GROSS, JR.**

24

S • 6-2 • 210 • R-Freshman
Rochester, NY • Brockport

Hoof Prints: Safety who redshirted as a freshman last season... major is undecided. **Freshman (2018):** Redshirted in his first season at Buffalo. **High School:** A three-time All-State selection who played both running back and defensive back at Brockport High School. A three-time All-County choice. Was a two-time Democrat and Chronical All-Greater Rochester Team selection. Had 45 tackles and eight tackles for loss his junior season. Also averaged 9.5 yards per carry as a running back for the Blue Devils. Was the District 4 Player of the Year and helped lead Brockport to the Section V Sectional Championship.



**JA'VARIUS
HARRISON**

34

LB • 5-11 • 225 • R-Sophomore
Quincy, FL • North Florida Christian

Hoof Prints: Linebacker who saw time as a true freshman in 2017... major is exercise science. **Sophomore (2018):** Reshirted, but did see action in four games... had four tackles on the season... had a season-high three tackles against Troy (12/22)... had a tackle at Temple (9/9). **Freshman (2017):** Played in 10 games, primarily on special teams... had six tackles on the season... had two tackles against Colgate (Sept. 16)... also posted a tackle against Northern Illinois (Oct. 14)... Miami (OH) (Oct. 21), Akron (Oct. 28) and Bowling Green (Nov. 7). **High School:** Played both linebacker and running back at North Florida Christian. Is projected to be a linebacker at UB. As a linebacker, had 85 tackles, including eight tackles for loss his senior season. Totaled 198 tackles over his career. As running back, rushed for 430 yards on 63 carries 6.8 (ypc) and scored seven touchdowns as a senior. Named Class 2A All-State as a linebacker. Named the 2015 Tallahassee Quarterback Club Defensive Player of the Year. Named first-team All-Big Bend in 2015 and 2016.

the year... had a tackle against Ohio (Nov. 24). **Freshman (2016):** Redshirted in his first season at Buffalo. **High School:** Smart, physical defender who was often locked up against the opposition's top receiver... a two-year starter for head coach Greg Toal at Don Bosco Prep... named All-Metro as a senior... had 36 tackles, three interceptions and a sack his senior season.

Hill's Career Statistics

Year	GP-GS	Solo	Ast	TT	TFL-Yds	Sacks	Int	FR	FF
2017	4-0	1	0	1	0-0	0-0	0	0	0
2018	14-5	27	19	44	1.0-8	0-0	0	2	0
Totals	18-5	28	19	45	1.0-8	0-0	0	2	0



**DAWUN
HYLTON**

7

S • 6-1 • 205 • Sophomore
Opa-Locka, FL • American

Hoof Prints: Safety who will challenge for more playing time after appearing in five games in 2018... major is communication. **Redshirt-Freshman (2018):** Appeared in five games... did not register a tackle on the season... **Freshman (2017):** Redshirted in his first season at Buffalo. **Previous School:** Lengthy defensive back who hails from Florida and prepped at Navy Prep. As a senior at American High School in Florida, had 37 tackles, two interceptions (one returned for a touchdown), six pass breakups and a blocked punt. Also a two-time state champion in the 4x400 relay. Clocked at 48.1 in the 400m and 1:55 in the 800m.



**SHEMAR
HAYES**

19

CB • 6-1 • 180 • Sophomore
Rochester, NY • Aquinas Institute

Hoof Prints: Walk-on who has played both cornerback and wide receiver over his career... transferred to Buffalo from Alfred University... major is business administration. **Sophomore (2018):** Appeared in one game against Delaware State (9/1). **Redshirt-Freshman (2017):** Did not see any game action... worked with the scout teams. **Previous School:** Transferred to Buffalo from Alfred University prior to the 2017 season... did not see any game action with the Saxons.



**TOMAS
JACK-KURDYLA**

65

OL • 6-4 • 300 • Senior
Montreal, Quebec • Vanier College

Hoof Prints: Has been a starter on the offensive line since his freshman season in 2016... major is sociology. **Junior (2018):** Appeared in 14 games and started nine at right guard... helped pave the way for a rushing attack that has rushed for 2,648 yards and 36 touchdowns on the season – both school records... part of an offensive line that has allowed a program-low 15 sacks. **Sophomore (2017):** Started all 12 games at right guard for the Bulls... helped block for an offense that piled up 5,183 yards of total offense on the season... named CoSIDA Academic All-District... named Academic All-MAC. **Freshman (2016):** Played in 10 games and started the final eight games of the season at right guard for the Bulls... the UB offense improved from 293 yards per game to 394 yards per game in the eight games he started. **High School:** Jack-Kurdyla is a 6-4, 295-lb. offensive lineman from Vanier College in Montreal.



**TYRONE
HILL**

33

CB • 6-1 • 205 • Junior
Passaic, NJ • Don Bosco Prep

Hoof Prints: Physical safety who worked his way into the starting lineup in 2018... had a 93-yard fumble return for a touchdown against Troy in the 2018 Dollar General Bowl... major is sociology. **Sophomore (2018):** Appeared in all 14 games and started five at safety... had 46 tackles, a tackle for loss and four pass breakups on the season... had a season-best seven tackles and a pass breakup against Miami (OH) (10/30)... had four tackles and a pass breakup against Delaware State (9/1)... had three tackles and a key fumble recovery in a 35-28 win over Eastern Michigan (9/15)... had four tackles and a pass breakup against Akron (10/13)... had five tackles and a tackle for loss against Kent State (11/6)... had five tackles against both Ohio (11/14) and Northern Illinois (11/30)... returned a fumble 93 yards for a touchdown against Troy in the Dollar General Bowl (12/22). **Redshirt-Freshman (2017):** Saw action in four games... had a solo tackle on



PLAYER BIOS

2019 BUFFALO FOOTBALL



**DOMINIC
JOHNSON**

9

QB • 6-5 • 225 • Junior
Windsor, Ontario • Catholic Central

Hoof Prints: Quarterback from Canada who saw his first game action in 2018... versatile athlete who has walked on and contributed to the UB men's basketball team each of the last two seasons... major is psychology. **Sophomore (2018):** Appeared in four games in a reserve role... completed his first career pass at Ohio (11/14)... finished 1-for-2 for four yards against the Bobcats... **Redshirt-Freshman (2017):** Did not see any game action... worked with the scout teams. **Freshman (2016):** Redshirted in his first season at Buffalo. **High School:** Tall quarterback prospect who hails from Windsor, Ontario... played at Catholic Central High School... named a first-team Newman Conference All-Star as a senior.



**JACK
KLENK**

79

OL • 6-3 • 300 • Junior
Pittsford, NY • Pittsford Sutherland

Hoof Prints: Walk-on who adds depth to the offensive line... major is social science interdisciplinary. **Sophomore (2018):** Appeared in five games in a reserve role. **Redshirt-Freshman (2017):** Did not see any game action... worked with the scout teams. **Freshman (2016):** Redshirted in his first season at Buffalo.



**MICHAEL
KENEFICK**

64

OL • 6-3 • 305 • Senior
Buffalo, NY • Canisius

Hoof Prints: Has developed into a reliable reserve offensive lineman... has played center and guard... major is social science interdisciplinary. **Junior (2018):** Appeared in seven games as a reserve offensive lineman and in special team formations. **Sophomore (2017):** Saw action in one game as a reserve center... saw action at Ball State (Nov. 16). **Redshirt-Freshman (2016):** Did not see any game action... worked with the scout teams. **Freshman (2015):** Redshirted in his first season at Buffalo.



**MALCOLM
KOONCE**

50

DE • 6-3 • 250 • Junior
Peekskill, NY • Archbishop Stepinac

Hoof Prints: Defensive end who was a key member of the defensive line rotation in 2018... major is communication. **Sophomore (2018):** Appeared in 14 games as a reserve defensive end... split snaps with Myles Nicholas... ranked fourth on the team in sacks with three... had 30 tackles, including four tackles for loss on the season... had three tackles and a forced fumble against Delaware State (9/1)... had a sack at Temple (9/8)... had a season-high five tackles against Akron (10/13)... had two tackles and a sack against Miami (OH) (10/30)... had four tackles at Ohio (11/14)... had two tackles and a sack at Bowling Green (11/23). **Freshman (2017):** Saw action in all 12 games as a reserve defense end... had 16 tackles and a sack on the season... had four tackles at Army (Sept. 9)... had two tackles and his first career sack against Florida Atlantic (Sept. 23)... had four tackles at Kent State (Sept. 30)... had two tackles at Ball State (Nov. 16). **Previous School:** Defensive lineman who prepped at Milford Academy and enrolled at UB in January. Had 47 tackles, including 12 tackles for loss, 11 sacks and a fumble recovery in 2016. As a senior at Archbishop Stepinac, had 58 tackles, including six tackles for loss. Named second-team All-State and Journal News All-Star First Team. Helped lead the Crusaders to an undefeated season and the 2015 state championship.



**ISAIAH
KING**

4

CB • 5-10 • 190 • Sophomore
Norfolk, VA • Norview

Hoof Prints: Versatile player who played both wide receiver, cornerback and kick returner in 2018... major is undecided. **Redshirt-Freshman (2018):** Appeared in 14 games as a reserve wide receiver and on special teams as well as on defense as a cornerback... had one catch on the season... had five special-teams tackles on the year. **Freshman (2017):** Redshirted in his first season at Buffalo. **High School:** Speedy wide receiver who was also a standout track athlete at Norview High School in Virginia. Had 523 receiving yards and seven touchdowns his senior season. Named All-Tidewater. Also a two-time state champion in the 55m and 300m. Overall, was an 11-time All-State athlete. Ran a 10.9 100m, a 21.77 200m and a 49.85 400m at Norview. High school teammate of fellow 2017 signee Kevin Marks.

Koonce's Career Statistics

Year	GP-GS	Solo	Ast	TT	TFL-Yds	Sacks	Int	FR	FF
2017	12-0	9	7	16	1.0-7	1.0-7	0	0	0
2018	14-0	16	14	30	4.0-30	3.0-21	0	0	1
Totals	26-0	25	21	46	5.0-37	4.0-28	0	0	1



PLAYER BIOS

2019 BUFFALO FOOTBALL



**EVIN
KSIEZARCZYK** **67**

OL • 6-6 • 310 • Senior
West Seneca, NY • West Seneca East

Hoof Prints: All-MAC offensive lineman who has started very game of the last two seasons... major is communication. **Junior (2018):** Started all 14 games at left tackle... named All-MAC Second Team... helped pave the way for a rushing attack that has rushed for 2,648 yards and 36 touchdowns on the season – both school records... part of an offensive line that has allowed a program-low 15 sacks. **Sophomore (2017):** Started all 12 games at left tackle... helped block for an offense that piled up 5,183 yards of total offense on the season. **Redshirt-Freshman (2016):** Appeared in 11 games, primarily in special teams formations. **Freshman (2015):** Redshirted in his first season at Buffalo. **High School:** A three-year starter for head coach Jim Maurino at West Seneca East High School... team captain on a squad that went 24-5 in his three seasons as a starter... named to All-Western New York team... Class A South Lineman of the Year... Class A All-State First Team selection... was a finalist for the Trench Trophy – given to the Western New York Lineman of the Year... also played basketball for the Trojans.



**DEV
LAMOUR** **28**

S • 6-2 • 205 • Senior
Montreal, Quebec • Vanier College

Hoof Prints: Safety with good size and speed... a native of Haiti, but grew up in Canada... major is educational studies. **Junior (2018):** Played in 11 games... had 23 tackles and a tackle for loss on the season... had a season-high seven tackles and a tackle for loss against Kent State (11/6)... had three tackles (all solo) at Ohio (11/14)... had two tackles against Army (9/29) and Akron (10/13). had three tackles (all solo) against Troy (12/22)... **Sophomore (2017):** Limited to only three games due to an injury... had two tackles on the season... had two tackles at Miami (OH) (Oct. 21). **Redshirt-Freshman (2016):** Saw action in the final nine games of the season and started once... earned his first career start against Ohio (11/3)... had 22 tackles and a forced fumble on the season... had a season-best five tackles (four solo) at Boston College (10/1)... had four tackles against both Kent State (10/8) and Ball State (10/15)... had three tackles and a forced fumble at Bowling Green (11/25). **Freshman (2015):** Redshirted in his first season at Buffalo. **High School:** Played both wide receiver and defensive back for head coach Peter Chrysomalis at Vanier College... plays with speed, has good reaction time and isn't afraid to be physical... had 20 receptions and four touchdowns as a senior.



**DAN
KUBIK** **71**

OL • 6-7 • 320 • Sophomore
Orchard Park, NY • Orchard Park

Hoof Prints: Walk-on who adds depth to the offensive line... major is nuclear medical tech. **Redshirt-Freshman (2018):** Appeared in one games in a reserve role. **Freshman (2017):** Redshirted in his first season at Buffalo.



**ZAC
LEFEBVRE** **89**

TE • 6-6 • 240 • Junior
Victor, NY • Victor

Hoof Prints: Has developed into a solid reserve tight end... major is social science interdisciplinary. **Sophomore (2018):** Appeared in 14 games and made two starts at tight end... had 10 catches for 84 yards on the season... had two catches for eight yards against both Delaware State (9/1) and Temple (9/8)... had two catches for 9 yards against Kent State (11/6)... had two catches for 14 yards against Northern Illinois (11/30)... had a 20-yard reception at Rutgers (9/22)... had a season-long 25-yard grab against Miami (OH) (10/30). **Redshirt-Freshman (2017):** Played in the first eight games and made a start before missing the final four games with an injury... had five receptions for 51 yards and a touchdown in the season... had two catches for 34 yards and a touchdown at Kent State (Sept. 30)... had a five-yard reception against Northern Illinois (Oct. 14)... had two grabs for 12 yards at Miami (OH) (Oct. 21)... an Academic All-MAC selection. **Freshman (2016):** Redshirted in his first season at Buffalo. **High School:** Big tight end target who played for Geoff Mandile at Victor High School... helped lead the Blue Devils to a Monroe County Division II championship in 2015... caught 22 passes for 305 yards and five touchdowns as a senior... also played defensive end and long snapper for Victor... named All-Greater Rochester as a senior... named a Monroe County All-Star as a senior.



**AUSTIN
KUNICK** **63**

OL • 6-4 • 295 • Junior
Victor, NY • Victor

Hoof Prints: Walk-on who adds depth to the offensive line... major is mechanical engineering. **Sophomore (2018):** Appeared in two games in a reserve role. **Redshirt-Freshman (2017):** Did not see any game action... worked with the scout teams. **Freshman (2016):** Redshirted in his first season at Buffalo.

Lefebvre's Career Statistics

Year	GP-GS	No.	Yards	Avg.	TD	Long	Avg./G
2017	8-1	5	51	10.2	1	29	6.4
2018	14-2	10	84	8.4	0	25	6.0
Totals	22-3	15	135	9.0	1	29	6.1



PLAYER BIOS

2019 BUFFALO FOOTBALL



**LEDARIUS
MACK**

52

DE • 6-1 • 240 • Senior
Vero Beach, FL • Lincoln Park Academy



**DYLAN
McDUFFIE**

8

RB • 6-0 • 215 • Redshirt-Freshman
Amherst, NY • Sweet Home

Hoof Prints: Originally recruited as a linebacker before making the move to defensive end in 2018... brother of former UB All-American and current NFL stand-out Khalil Mack... major is communication. **Redshirt-Junior (2018):** Appeared in 14 games as a reserve defensive end and on special teams... had 16 tackles, two sacks and a forced fumble on the season... had three tackles and a sack against Delaware State (9/1)... had three tackles against both Temple (9/8) and Eastern Michigan (9/15)... had two tackles, including a half tackle for loss against Kent State (11/6)... had two tackles and a sack at Bowling Green (11/23). **Junior (2017):** Redshirted in his first season at Buffalo. **High School:** Athletic linebacker who transferred from ASA College where he played two seasons for the Silver Storm. As a sophomore, ranked fourth on the team in tackles with 24. He had three tackles for loss, including 1.5 sacks. Also had an interception and returned it 30 yards for a touchdown.

Mack's Career Statistics

Year	GP-GS	Solo	Ast	TT	TFL-Yds	Sacks	Int	FR	FF
2018	14-0	12	4	16	2.5-19	2.0-17	0	0	1
Totals	14-0	12	4	16	2.5-19	2.0-17	0	0	1

Hoof Prints: Local product who redshirted in 2018... three of his uncles also played football at UB... major is undecided. **Freshman (2018):** Redshirted in his first season at Buffalo... did appear in four games... had six carries for 16 yards against Kent State (11/6)... had eight carries for 54 yards at Bowling Green (11/23). **High School:** Local product who played at both St. Francis and Sweet Home High Schools over his career. As a junior in 2016, he rushed for 1,255 yards and 14 touchdowns en route to being named All-WNY Second Team. Played his senior season at Sweet Home High School and earned All-WNY Honorable Mention honors after rushing for 840 yards (14.4 ypc) and 11 touchdowns over six games. Rushed for 4,261 yards and 54 touchdowns over his four-year career. Career accolades include Catholic League MVP, first-team All-Catholic, WGRZ Offensive Player of the year, Ray Kearney Offensive MVP and Connolly Cup Finalist.



**ALEX
McNULTY**

16

K • 6-1 • 210 • R-Freshman
Rochester, NY • McQuaid Jesuit

Hoof Prints: Walk-on kicker who worked his way into the lineup late in the 2018 season... major is undecided. **Freshman (2018):** Appeared in two games... made a 21-yard field goal and was 2-for-2 on extra points at Bowling Green (11/23)... was 1-for-2 on extra points against Northern Illinois (11/30).



**KEVIN
MARKS**

5

RB • 6-0 • 200 • Sophomore
Norfolk, VA • Norview

Hoof Prints: Running back who burst on the scene in 2018 after redshirting as a freshman in 2017... high school teammate of fellow Bull Isaiah King. ... major is undecided. **Redshirt-Freshman (2018):** Appeared in 14 games and started two at running back... ranked second on the team in rushing with 845 yards and 13 touchdowns on the season... also had 13 receptions for 60 yards... scored a touchdown in 10 different games... had 25 carries for 138 yards and two touchdowns at Temple (9/8)... rushed for 60 yards and two touchdowns against Eastern Michigan (9/15)... ran for 63 yards and a score at Rutgers (9/22)... had a touchdown run against Army (9/29)... had 18 carries for 167 yards and two touchdowns, including a 70-yarder at Central Michigan (10/6)... rushed for 37 yards and a touchdown against Kent State (11/6)... had nine carries for 54 yards and a score at Ohio (11/14)... rushed for 63 yards and two touchdowns at Bowling Green (11/23)... ran for 72 yards and a score against Northern Illinois (11/30)... rushed for 40 yards and a touchdown against Troy (12/22). **Freshman (2017):** Redshirted in his first season at Buffalo. **High School:** Explosive running back from Virginia who broke his high school's 47-year-old rushing record. Rushed for 2,364 yards and 36 touchdowns his senior season. Averaged 12.6 yards per carry. Added 33 receptions for 416 yards and two touchdowns. Named first-team All-State, All-Region, All-Tidewater, All-Conference and All-Conference.

Marks' Career Statistics

Year	GP-GS	Att	Yards	Avg.	TD	Long	Rec.	Yards	TD	Long
2018	14-2	180	845	4.7	13	70	13	60	0	10
Totals	14-2	180	845	4.7	13	70	13	60	0	10



**MAX
MICHEL**

6

LB • 6-2 • 220 • R-Freshman
Elizabeth, NJ • Elizabeth

Hoof Prints: Athletic linebacker who redshirted as a freshman in 2018... major is business administration. **Freshman (2018):** Redshirted in his first season at Buffalo... did see action in three games... did not register a tackle. **High School:** Linebacker from Elizabeth High School in New Jersey. Had 19 tackles and 11 sacks as junior. Had 34 tackles, 14 sacks, a forced fumble and a fumble recovery his senior season. Had four separate three-sack games his senior year. Named Star-Ledger All-Group 5 First Team and All-District First Team as a senior. Named Star-Ledger All-Group 5 Third Team as a junior. Also a standout track performer. Conference champion in the high jump and long jump.



PLAYER BIOS

2019 BUFFALO FOOTBALL



**JAKE
MOLINICH** **44**

TE • 6-0 • 260 • Junior
Pittsford, NY • Pittsford Sutherland

Hoof Prints: Originally a walk, he has developed into a key contributor as a blocking back... major is business administration. **Sophomore (2018):** Appeared in 14 games as a blocking tight end and on special teams... made two starts on the season... started against Kent State (11/6) and Bowling Green (11/23). **Redshirt-Freshman (2017):** Played in 11 games primarily on special teams, but was also in the backfield in blocking situations... an Academic All-MAC selection.



**PAUL
NOSWORTHY** **72**

OL • 6-4 • 300 • Senior
Baldwin, NY • Baldwin

Hoof Prints: Talented offensive lineman who transferred to UB prior to the 2016 season... major is communication. **Junior (2018):** Started 13 games at left guard for the Bulls... helped pave the way for a rushing attack that has rushed for 2,648 yards and 36 touchdowns on the season – both school records... part of an offensive line that has allowed a program-low 15 sacks. **Sophomore (2017):** Appeared in 11 games as a reserve offensive lineman... was a prominent member of the offensive line rotation and saw time at both guard and tackle. **Sophomore (2016):** Sat out per NCAA transfer rules. **Previous School:** Transferred to UB from Grambling State where he played one season for the Tigers. Returned to New York after playing his high school ball at Baldwin High School in Baldwin, NY.



**JUSTIN
MULBAH** **21**

LB • 5-11 • 220 • Junior
Laurel, MD • Saint Vincent Pallotti

Hoof Prints: Linebacker who worked his way into the rotation as a true freshman in 2016, but missed 2017 with an injury... high school teammate of James and Jaret Patterson ... major is communication. **Redshirt-Sophomore (2018):** Appeared in two games... saw action against Eastern Michigan (9/15) and Rutgers (9/22). **Sophomore (2017):** Suffered an injury in the preseason and sat out the season as a redshirt. **Freshman (2016):** Saw action in six games on the season... did not register a tackle on the year. **High School:** Played for head coach Ian Thomas at Saint Vincent Pallotti High School... named a DMVelite All-State Honorable Mention selection as a senior... named All-Conference as a junior.



**MIKE
NOVITSKY** **62**

OL • 6-5 • 295 • R-Freshman
Victor, NY • Victor

Hoof Prints: Offensive lineman who redshirted as a freshman in 2018... major is undecided. **Freshman (2018):** Redshirted in his first season at Buffalo... did see action in three games - Delaware State (9/1), Kent State (11/6) and Bowling Green (11/23). **High School:** Athletic offensive lineman who was also a highly-recruited lacrosse player out of Victor High School. Played defensive end and tight end for the Blue Devils. Named All-State Honorable Mention as a junior after having 53 tackles and three interceptions as well as averaged 16.2 yards per catch and scored two touchdowns. Named a Monroe County All-Star. As a senior, he was the Monroe County Division Player of the Year and the Daily Messenger Player of the Year. Also a two-time state champion in lacrosse.



**MATT
MYERS** **10**

QB • 6-4 • 220 • R-Freshman
West Seneca, NY • West Seneca West

Hoof Prints: Local product who was the 2018 Buffalo News West New York Player of the Year... major is undecided. **Freshman (2018):** Redshirted in his first season at Buffalo... did see action in one game (Bowling Green)... did not attempt a pass. **High School:** Dual-threat quarterback who, after playing his first three seasons at Bishop Timon-St. Jude, played his senior year at West Seneca West High School. Led West Seneca West to an undefeated season and its first ever state championship in 2017 and was named the game MVP. Named the 2017 Buffalo News Western New York Player of the Year and was a two-time All-WNY First Team choice. The 2017 Connolly Cup recipient, he threw for 2,397 yards and rushed for 1,037 yards his senior year to become just the third quarterback in WNY history to pass for 2,000 yards and rush for 1,000 yards in the same season. Had 24 passing touchdowns, only two interceptions and 22 rushing touchdowns on the year.



**ANTONIO
NUNN** **1**

WR • 5-11 • 200 • Junior
Tampa, FL • Jefferson

Hoof Prints: Speedy receiver who has the knack for catching the deep ball... major is communication. **Sophomore (2018):** Appeared in 14 games... had 12 catches for 146 yards and a touchdown on the season... had two catches for 11 yards and a fourth-quarter touchdown at Temple (9/8)... had two catches for 11 yards at Rutgers (9/22)... registered a catch against Delaware State (9/1), Eastern Michigan (9/15), Army (9/29) and Ohio (11/14)... had a season-best four receptions of 87 yards against Troy (12/22). **Redshirt-Freshman (2017):** Played in all 12 games and started once... had 15 catches for 301 yards and a touchdown on the season... had a 48-yard touchdown reception at Army (Sept. 9)... had two catches for 29 yards against Florida Atlantic (Sept. 23)... had two receptions for 51 yards, including a 43-yarder against Northern Illinois (Oct. 14)... had a season-



PLAYER BIOS

2019 BUFFALO FOOTBALL

high three catches at Miami (OH) (Oct. 21)... had a season-high 102 yards on only two catches, including a 57-yarder, at Ball State (Nov. 24). **Freshman (2016):** Redshirted in his first season at Buffalo. **High School:** Wide receiver who played for head coach Jeremy Earle at Jefferson High School... had 27 catches for 526 yards and three touchdowns his senior season... played in the 2015 Hillsborough County East-West Shrine Game.

Nunn's Career Statistics

Year	GP-GS	No.	Yards	Avg.	TD	Long	Avg./G
2017	12-1	15	301	20.1	1	57	25.1
2018	14-0	12	146	12.2	1	51	10.4
Totals	26-1	27	447	16.6	2	57	17.2



**CHIBUEZE
ONWUKA**

93

DT • 6-0 • 290 • Junior
Bowie, MD • Eleanor Roosevelt

Hoof Prints: Originally walked on to the team and has developed into a solid defensive tackle... originally came to Western New York as a wrestler - wrestling at Niagara County CC during the 2016-17 season... major is psychology. **Sophomore (2018):** Played in 12 games and started five at defensive tackle... had 17 tackles, five tackles for loss and 1.5 sacks on the season... had three tackles, including a tackle for loss against Delaware State (9/1)... recovered a fumble to clinch the Bulls' victory over Temple (9/8)... had a season-high four tackles and 1.5 sacks against Eastern Michigan (9/15)... had three tackles and 1.5 tackles for loss at Rutgers (9/22)... had three tackles against Miami (10/30)... had a tackle for loss at Ohio (11/14). **Freshman (2017):** Played in 11 games and made one start at defensive tackle... had eight tackles, a sack and a fumble recovery on the year... had a sack against Colgate (Sept. 16)... recovered a fumble against Bowling Green (Nov. 7)... had a season-high three tackles at Ball State (Nov. 16).

Onwuka's Career Statistics

Year	GP-GS	Solo	Ast	TT	TFL-Yds	Sacks	Int	FR	FF
2017	11-1	5	3	8	1.0-9	1.0-9	0	1	0
2018	12-5	9	8	17	5.0-21	1.5-13	0	1	0
Totals	23-6	14	11	25	6.0-30	2.5-22	0	2	0



**MATT
OTWINOWSKI**

42

LB • 6-2 • 225 • Senior
LaPorte, IN • LaPorte

Hoof Prints: Two-time Academic All-MAC linebacker who will challenge for the starting inside linebacker job in 2019... a 2019 AFCA Allstate Good Works Team nominee... major is accounting. **Junior (2018):** Played in 14 games and started once at middle linebacker... had 31 tackles and two tackles for loss on the season... named Academic All-MAC and was a MAC Distinguished Scholar Athlete... had a season-high 10 tackles and a tackle for loss against Delaware State (9/1)... had three tackles against both Rutgers (9/22) and Army (9/29)... had eight tackles and a tackle for loss against Kent State (11/6). **Sophomore (2017):** Played in all 12 games as a reserve middle linebacker... an Academic All-MAC selection... had 15 tackles on the season... had a season-high four tackles against Colgate (Sept. 16)... had two tackles at Akron (Oct. 28)... had two solo tackles against

Bowling Green (Nov. 7)... had three tackles at Ball State (Nov. 16). **Freshman (2016):** Played in all 12 games as a reserve linebacker... had 32 tackles, including 2.5 tackles for loss on the season... had three solo stops at Boston College (10/1)... had three tackles, including a tackle for loss against Ball State (10/15)... had a tackle for loss at Northern Illinois (10/22)... had seven tackles and a tackle for loss at Ohio (11/3)... had seven tackles (four solo) at Bowling Green (11/25). **High School:** Played for head coach Dave Sharpe at LaPorte High School... had 87 tackles (59 solo) and four tackles for loss in seven games his senior season... is LaPorte High School's all-time leading tackler... named Duneland Athletic Conference MVP as senior... named Post-Tribune All-Area First Team as a senior... played in the 2016 Blue-Gray All-American Bowl in Tampa, FL.

Otwinowski's Career Statistics

Year	GP-GS	Solo	Ast	TT	TFL-Yds	Sacks	Int	FR	FF
2016	12-0	19	13	32	2.5-7	0-0	0	0	0
2017	12-0	10	5	15	0-0	0-0	0	0	0
2018	14-1	13	18	31	2.0-2	0-0	0	0	0
Totals	38-1	42	36	78.0	4.5-9	0-0	0	0	0



**TITO
OVERTON**

13

WR • 5-10 • 185 • Junior
Lyndhurst, OH • Brush

Hoof Prints: Speedy receiver who contributed on special teams in 2017 and 2018... major is communication. **Sophomore (2018):** Appeared in 12 games... had one catch for seven yards on the season... had three kick returns for 51 yards on the year. **Redshirt-Freshman (2017):** Appeared in four games, primarily on special teams... had two kick returns for 42 yards on the season... recovered an onside kick to seal the win over Florida Atlantic (Sept. 23). **Freshman (2016):** Redshirted in his first season at Buffalo. **High School:** A versatile athlete who played at Brush High School in Lyndhurst, OH... named second-team All-Ohio as a senior... named All-Northeast Lakes District Second Team as a senior... special mention All-Northeast Lakes District as a junior.



**JAMES
PATTERSON**

20

LB • 6-0 • 230 • Sophomore
Glendale, MD • St. Vincent Pallotti

Hoof Prints: Talented outside linebacker who started all 14 games as a true freshman in 2018... twin brother of running back Jaret Patterson... major is social science interdisciplinary. **Freshman (2018):** Started 14 games at outside linebacker... ranked second on the team in tackles with 77... had a team-best nine tackles for loss... led the team with four forced fumbles... had four tackles and a forced fumble against Delaware State (9/1)... had five tackles and a tackle for loss at Rutgers (9/22)... had a season-best 11 tackles and a tackle for loss against Army (9/29)... had three tackles, a tackle for loss and a forced fumble against Akron (10/13)... had nine tackles, a tackle for loss and a forced fumble at Toledo (10/20)... had five tackles and two tackles for loss against Miami (OH) (10/30)... had seven tackles at Ohio (11/14)... had seven tackles and a sack against Northern Illinois (11/30)... had seven tackles and forced a fumble that was returned 93 yards for a touchdown against Troy (12/22). **High School:** Linebacker who played at St. Vincent Pallotti High School in Maryland. Had 180 tackles, eight sacks, two interceptions, three forced fumbles and a fumble recovery as a senior.

BUFFALO BULLS



PLAYER BIOS

2019 BUFFALO FOOTBALL

Named first-team All-MIAA. A three-time All-Conference selection.

Patterson's Career Statistics

Year	GP-GS	Solo	Ast	TT	TFL-Yds	Sacks	Int	FR	FF
2018	14-14	40	37	77	9.0-35	1.0-6	0	1	4
Totals	14-14	40	37	77	9.0-35	1.0-6	0	1	4



**JARET
PATTERSON** **26**

RB • 5-9 • 195 • Sophomore
Glendale, MD • St. Vincent Pallotti

Hoof Prints: Shifty running back who was the first freshman in school history to rush for 1,000 yards in a season in 2018... named to the watch list for the Maxwell and Doak Walker Awards... twin brother of linebacker James Patterson... major is communication. **Freshman (2018):** Appeared in 14 games and started six at running back... named the MAC Freshman of the Year and All-MAC Second Team... led the team in rushing with 1,013 yards and 14 touchdowns on the season – both school records for a freshman running back... averaged 5.5 yards per carry which was third in school history for a single season... rushed for 34 yards and a touchdown against Delaware State (9/1)... had 14 carries for 104 yards and two touchdowns at Rutgers (9/22)... had 18 carries for 121 yards and a touchdown at Central Michigan (10/6)... rushed for 91 yards and a touchdown against Akron (10/13)... rushed for 90 yards and two touchdowns at Toledo (10/20)... ran for 96 yards and a touchdown against Miami (10/30)... had a season-high 187 yards and two touchdowns on only 18 carries (all in the first half) against Kent State (11/6)... named the MAC East Offensive Player of the Week for his efforts against Kent State... had 11 carries for 88 yards and two touchdowns at Bowling Green (11/23)... rushed for 72 yards and a touchdown against Northern Illinois (11/30)... rushed for 67 yards and a touchdown against Troy (12/22). **High School:** Running back from St. Vincent Pallotti High School where he was named the team's Player of the Year. Rushed for 2,045 yards and 23 touchdowns his senior season. Also tallied 113 receiving yards. In a game vs. Riverside Baptist he accounted for 558 all-purpose yards (282 rushing, 54 receiving, 124 KOR, 98 INT return). Named All-State Honorable Mention.

Patterson's Career Statistics

Year	GP-GS	Att	Yards	Avg.	TD	Long	Rec.	Yards	TD	Long
2018	14-6	183	1,013	5.5	14	64	7	62	0	23
Totals	14-6	183	1,013	5.5	14	64	7	62	0	23



**TAYLOR
RIGGINS** **49**

DE • 6-2 • 255 • Junior
Webster, NY • Aquinas Institute

Hoof Prints: Defensive end who worked his way into the rotation after transferring from Massachusetts... major is business administration. **Sophomore (2018):** Appeared in 14 games and started two at defensive end... ranked second on the team with five sacks... had a sack against Eastern Michigan (9/15)... had four tackles and a half tackle for loss at Rutgers (9/22)... had a pair of sacks against Akron (10/13)... had a sack at Toledo (10/20)... had two tackles and a tackle for loss against Miami (OH) (10/30)... had a season-best five tackles against Kent State (11/6)... had three tackles and a tackle for loss at Ohio (11/14). **Redshirt-Freshman (2017):** Sat out the season per NCAA transfer rules. **Previous School:**

Transferred to UB from Massachusetts where he redshirted last season as a freshman. A native of Webster, NY, he played high school ball at state power Aquinas Institute and helped lead the Little Irish to two State Championships and three Sectional Championships. Was an all-conference, all-city, all-district, all-region and all-state honoree. Also a member of the sectional championship basketball team.

Riggins' Career Statistics

Year	GP-GS	Solo	Ast	TT	TFL-Yds	Sacks	Int	FR	FF
2018	14-2	21	10	31	6.5-24	5.0-18	0	0	0
Totals	14-2	21	10	31	6.5-24	5.0-18	0	0	0



**JEREMIAH
RIORDAN** **57**

LS • 6-2 • 215 • Junior
Plymouth, MI • Detroit Jesuit

Hoof Prints: Long snapper who saw action in every game of 2017 and 2018... major is social science interdisciplinary. **Sophomore (2018):** Appeared in all 14 games as the team's long snapper. **Freshman (2017):** Played in all 12 games as the team's long snapper. **High School:** Recruited as a long snapper from Detroit Jesuit. Average snap time has been clocked at .69 seconds. Ranked eighth in the nation as a long snapper by Kohl's Kicking Camps and is rated a five-star athlete. Also played nose guard for the Cubs.



**JOVANY
RUIZ** **87**

WR • 6-0 • 190 • Junior
Fredonia, NY • Fredonia

Hoof Prints: Walk-on who adds depth at wide receiver... also competed on the UB track & field team... major is exercise science. **Sophomore (2018):** Appeared in three games in a reserve role... did not register a catch. **Redshirt-Freshman (2017):** Did not see any game action... worked with the scout teams.



PLAYER BIOS

2019 BUFFALO FOOTBALL



**DEVON
RUSSELL**

12

CB • 5-9 • 185 • R-Senior
Newcastle, DE • Elkton Academy

Hoof Prints: Cornerback who started his career at Eastern Michigan... major is psychology. **Senior (2018):** Appeared in the first four games and made two starts before missing the remainder of the season with an injury... had six tackles, an interception and four pass breakups on the season... had an interception against Delaware State (9/1)... had three tackles against both Eastern Michigan (9/15) and Rutgers (9/22)... added two pass breakups against Rutgers. **Junior (2017):** Appeared in 10 games and started three... had 14 tackles and three pass breakups on the season... had two tackles against Colgate (Sept. 16)... had two tackles at Miami (OH) (Oct. 21)... had a season-high three tackles at Akron (Oct. 28)... had two tackles and a pass breakup at Ball State (Nov. 16)... had two tackles and a pass breakup against Ohio (Nov. 24). **Previous School:** Transferred to Buffalo after playing the 2016 season at Ellsworth Community College. Had 34 tackles and a team-best three interceptions and 10 pass breakups for the Panthers in 2016. Spent the 2015 season at Eastern Michigan. Attended Eastern Christian High School in Elkton, MD where he played running back, wide receiver and cornerback. Picked up 2013 Private School All-State accolades as an all-purpose player.

Russell's Career Statistics

Year	GP-GS	Solo	Ast	TT	TFL-Yds	Sacks	Int	FR	FF
2017	10-3	7	7	14	0-0	0-0	0	0	0
2018	4-2	4	2	6	0-0	0-0	1	0	0
Totals	14-5	11	9	20	0-0	0-0	1	0	0



**STEVEN
SHOEMAKER**

27

WR • 6-1 • 195 • Sophomore
East Norwich, NY • Oyster Bay

Hoof Prints: Walk-on who adds depth at wide receiver... major is civil engineering. **Redshirt-Freshman (2018):** Did not see any game action... worked with the scout teams. **Freshman (2017):** Redshirted in his first season at Buffalo.



**LEMARO
SMITH, JR.**

16

WR • 6-3 • 200 • R-Freshman
Cleveland, OH • Cleveland Heights

Hoof Prints: Wide receiver with good size that should work his way into the rotation after redshirting in 2018... major is business administration. **Freshman (2018):** Redshirted in his first season at Buffalo. **High School:** Versatile wide receiver who played safety, cornerback and some wildcat quarterback. Started his career at Shaw High School before transferring to Cleveland Heights for his senior year. Won the 2016 Coaches Award at Shaw and won multiple scholar athlete awards. Had three interceptions in a victory over Lake Catholic while at Cleveland Heights. Also played basketball at Cleveland Heights. Honor roll student.



**TIM
TERRY, JR.**

5

LB • 6-2 • 220 • Sophomore
Pittsburgh, PA • Central Catholic

Hoof Prints: Linebacker who will challenge for a more prominent role in 2018... major is business administration. **Redshirt-Freshman (2018):** Appeared in 14 games as a reserve linebacker and on special teams... had 20 tackles and a tackle for loss on the season... had two tackles against Delaware State (9/1)... had a tackle for loss at Temple (9/8)... had three tackles against Army (9/29)... had a season-high five tackles against Kent State (11/6)... had three tackles at Ohio (11/14)... had two tackles at Bowling Green (11/23). **Freshman (2017):** Redshirted in his first season at Buffalo. **High School:** Linebacker prospect from football power Central Catholic in Pittsburgh. As a senior, ranked second on the team in tackles with 83 and had three interceptions – all returned for touchdowns. Added four forced fumbles. Named second-team All-State. Named first-team All-6A Section 1. Named WPIAL Class 6A All-Conference. Was a Mr. PA Football nominee.

Terry's Career Statistics

Year	GP-GS	Solo	Ast	TT	TFL-Yds	Sacks	Int	FR	FF
2018	14-0	12	8	20	1.0-1	0-0	0	0	0
Totals	14-0	12	8	20	1.0-1	0-0	0	0	0



PLAYER BIOS

2019 BUFFALO FOOTBALL



**ATUNAISA
VAINIKOLO**

97

DT • 6-2 • 275 • R-Junior
Kihel, HI • Maui



**GABE
WALLACE**

69

OL • 6-6 • 315 • R-Freshman
Salmon Arm, BC • St. Andrew's College

Hoof Prints: Defensive tackle who transferred from Mt. San Antonio College prior to the 2018 season... major is sociology. **Junior (2018):** Redshirted in his first season at Buffalo... did see action in four games... registered a tackle against Kent State (11/6). **Previous School:** Defensive tackle who transferred from Mt. San Antonio College after playing two seasons with the Mounties. He had 19 tackles, nine tackles for loss, 4.5 sacks and a forced fumble his sophomore season. Was named Region III All-California First-Team Defense. He had 14 tackles, three tackles for loss and a pair of sacks his freshman season. Played his high school ball at Maui High School in Hawaii.

Hoof Prints: Offensive lineman from Canada who redshirted last season as a freshman... also an accomplished rugby player... major is undecided. **Freshman (2018):** Redshirted in his first season at Buffalo. **High School:** Offensive lineman from Salmon Arm, BC who played at St. Andrew's College. Ranked the #1 offensive lineman in Canada according to Canada Football Chat. A team captain, he earned the Addison Award for outstanding achievement his senior season. Named All-Conference his senior season. Helped lead the Saints to the CISSA semifinals his senior season and a 14-4 record over his two seasons at St. Andrew's. Also an accomplished rugby player who played on the Alberta Provincial team and was invited to try out for Team Canada.



**KYLE
VANTREASE**

7

QB • 6-3 • 220 • R-Sophomore
Stow, OH • Stow-Munroe Falls



**AAPRI
WASHINGTON**

3

CB • 5-9 • 185 • Sophomore
Charlotte, NC • Mountain Island Charter

Hoof Prints: Quarterback who started a game as a true freshman in 2017... graduated high school in 3 1/2 years and enrolled at UB in January of 2017... major is business administration. **Sophomore (2018):** Redshirted as a sophomore, but did see action in three games as a reserve quarterback... completed 4-of-9 passes for 20 yards on the season... went 2-for-2 for 11 yards against Delaware State (9/1)... went 2-of-5 for nine yards against Kent State (11/6)... also saw action at Bowling Green (11/23). **Freshman (2017):** Appeared in three games and made one start at quarterback... threw for 355 yards and two touchdowns on the season... saw his first career action in the second half against Northern Illinois (Oct. 14) and went 8-for-16 for 153 yards... made his first career start at Miami (OH) (Oct. 21) and threw for 202 yards and a pair of touchdowns. **High School:** Versatile quarterback who played at Stow-Munroe Falls High School in Ohio. Was a first-team All-State and first-team All-Northeast Inland District selection. Finished his career 392-for-694 for 5,680 yards and 50 touchdowns and rushed for 1,029 yards and 24 touchdowns. As a senior completed 157-of-244 passes for 2,259 yards and 22 touchdowns and rushed for 384 yards and eight scores. Also punted the ball 21 times for a 39-yard average and was 18-of-19 on extra point attempts.

Hoof Prints: Talented cornerback worked his way into the starting lineup in 2018... major is business administration. **Redshirt-Freshman (2018):** Appeared in 12 games and started six at cornerback... had 21 tackles, two interceptions and three pass breakups on the season... had five tackles against Army (9/29)... had five tackles, a tackle for loss and an interception at Central Michigan (10/6)... had four tackles against Akron (10/13)... had an interception at Toledo (10/20)... had a pair of tackles against Miami (OH) (10/30)... had two tackles against Troy (12/22). **Freshman (2017):** Redshirted in his first season at Buffalo. **High School:** Had a stellar high school career at Mountain Island Charter in North Carolina. Led the state in interceptions with 12 his senior season. Also had a team-high 151 tackles as a senior. Offensively, he rushed for 1,603 yards and 21 touchdowns. His junior campaign was just as good, totaling 141 tackles, eight interceptions, 16 pass breakups and four forced fumbles. He also rushed for 1,134 yards and 13 touchdowns.

Vantrease's Career Statistics

Year	GP-GS	Comp	Att	Int	Pct.	Yards	TD	Long	Avg/G
2017	3-1	25	57	2	43.9	355	2	47	118.3
2018	3-0	4	9	0	44.4	20	0	9	6.7
Totals	6-1	29	66	2	43.9	375	2	47	62.5

Washington's Career Statistics

Year	GP-GS	Solo	Ast	TT	TFL-Yds	Sacks	Int	FR	FF
2018	12-6	15	6	21	1.0-1	0-0	2	0	0
Totals	12-6	15	6	21	1.0-1	0-0	2	0	0

**FABIAN
WEITZ****48**LB • 6-0 • 220 • R-Freshman
Cologne, Germany

Hoof Prints: Linebacker from Germany who redshirted as a freshman in 2018... major is undecided. **Freshman (2018):** Redshirted in his first season at Buffalo... appeared in one game.

**KADOFI
WRIGHT****31**LB • 6-3 • 225 • Junior
Richmond, VA • Henrico

Hoof Prints: Will challenge for a starting spot at linebacker after being a key reserve over the last two seasons... major is social science interdisciplinary. **Sophomore (2018):** Appeared in 14 games as a reserve linebacker... had 27 tackles, 3.5 tackles for loss and 1.5 sacks on the season... had a fumble recovery against Delaware State (9/1)... had a season-high five tackles against Eastern Michigan (9/15)... had three tackles and a half sack at Rutgers (9/22)... had a tackle for loss at Central Michigan (10/6)... had three tackles and forced a sack fumble that sealed the win over Miami (OH) (10/30)... had two tackles against both Bowling Green (11/23) and Northern Illinois (11/30)... had a four tackles (all solo) against Troy (12/22). **Redshirt-Freshman (2017):** Appeared in all 12 games and made one start at linebacker... had 17 tackles, 1.5 tackles for loss and a sack on the season... made his first career start at Miami (OH) (Oct. 21)... had three tackles against Florida Atlantic (Sept. 23)... had a sack against Northern Illinois (Oct. 14)... had two tackles at Miami (OH) (Oct. 21)... had a season-best five tackles (four solo) against Bowling Green (Nov. 7)... had a tackle for loss against Ohio (Nov. 24). **Freshman (2016):** Redshirted in his first season at Buffalo. **High School:** Played for head coach Gerald Glasco at Henrico High School... had 100 tackles, five interceptions, including two pick sixes and blocked six punts his senior season... first-team All-State as a senior... a two-time first-team All-Metro selection... named second-team All-Region as a senior.

**EDDIE
WILSON****91**DT • 6-4 • 320 • Sophomore
Jersey City, NJ • Hoboken

Hoof Prints: Huge defensive tackle who worked his way into the starting lineup as a true freshman in 2018... major is undecided. **Freshman (2018):** Appeared in 14 games and started three times at defensive tackle... had 17 tackles, two tackles for loss and a sack on the season... had two tackles against both Delaware State (9/1) and Rutgers (9/22)... had a sack at Central Michigan (10/6)... had a season-high five tackles at Ohio (11/14)... had two tackles and a tackle for loss at Bowling Green (11/23)... had two tackles against Troy (12/22). **Previous School:** Defensive tackle who prepped at Milford Academy. Had 29 tackles, 11 tackles for loss and 4.5 sacks in his season at Milford. At Hoboken High School, he helped lead the Redwings to three state championships. Was a first-team All-State and first-team All-District defensive tackle. Was named the Hudson City Lineman of the Year. Had 76 tackles, 21 tackles for loss, 14 sacks and three fumble recoveries his senior year. Was selected to play in the 2017 Phil Simms North-South All-Star Football Classic where he had 1.5 sacks.

Wilson's Career Statistics									
Year	GP-GS	Solo	Ast	TT	TFL-Yds	Sacks	Int	FR	FF
2018	14-3	7	10	17	2.0-2	1.0-1	0	0	0
Totals	14-3	7	10	17	2.0-2	1.0-1	0	0	0

Wright's Career Statistics

Year	GP-GS	Solo	Ast	TT	TFL-Yds	Sacks	Int	FR	FF
2017	12-0	10	7	17	1.5-11	1.0-10	0	0	0
2018	14-0	17	10	27	3.5-16	1.5-13	0	1	1
Totals	26-0	27	17	44	5.0-27	2.5-23	0	1	1

**JAKE
ZIMMER****56**LB • 6-1 • 230 • R-Freshman
Pennfield, NY • McQuaid Jesuit

Hoof Prints: Walk-on who adds depth at linebacker... prepped at Milford Academy... major is business administration. **Freshman (2018):** Redshirted in his first season at Buffalo.



2019 RECRUITING CLASS

Mid-Year Enrollees

Jelani Foster
WR
Freshman
6-1, 185
Laurel, MD/St. Vincent Pallotti

Wide Receiver from St. Vincent Pallotti High School in Maryland... combined for 77 receptions for 1,250 yards and eight touchdowns over his junior and senior seasons... holds the school record for longest touchdown reception with a 91-yarder... twice named MIAA All-Conference... selected to play in the Baltimore Touchdown Club Senior All-Star Football Classic... played for USA Football's U-18 National Team in the North American Championships... played with current Bulls James Patterson, Jaret Patterson and Justin Mulbah at St. Vincent Pallotti.

Anthony Laudicina
OL
Freshman
6-6, 280
Villanova, PA/Radnor

Offensive lineman from Radnor High School where he helped lead the Raiders to a 9-3 record and their first playoff win in school history in 2018... a PA Preps Live All-Delco First Team selection in 2018... named 2018 All-Central League First Team... 2018 preseason second-team All-State... also played hockey for Radnor.

Ronald McGee
DT
Sophomore
6-3, 295
Sumter, SC/Sumter HS/Highland Community College

Defensive tackle who will transfer to Buffalo after playing one season at Highland Community College in Kansas... named All-Conference Honorable Mention after totaling 32 tackles, four tackles for loss, 1.5 sacks and two forced fumbles in 2018... graduated from Sumter High School in South Carolina... had 61 tackles, 5.5 tackles for loss, 2.5 sacks and a forced fumble his senior season.

Trevor Wilson
WR
Freshman
5-11, 190
Tallahassee, FL/Amos P. Godby HS

Wide receiver from Amos P. Godby High School in Florida... had 33 receptions for 972 yards and 12 touchdowns his senior season... named first-team All-Big Bend... helped lead the Cougars to an 11-1 record and a spot in the Class 5A Regional Semifinals in 2018... teammate of fellow signee, Kyler Laing.

Tyrece Woods, Jr.
DL
Freshman
6-2, 260
Detroit, MI /Martin Luther King HS

Defensive lineman from Detroit, MI who is a midyear enrollee after playing at Martin Luther King High School... named Detroit News All-State Honorable Mention in 2017 and 2018... named Detroit News second-team All-West in 2018... named Detroit News second-team All-Detroit in 2017... a two-time state champion... a four-time district and regional champion... ranked no. 28 on Detroit News 2019 Blue Chip List... named Academic All-State and was a four-time Principals List Award winner.

Fall Enrollees

Jordan Avissey
DE
Freshman
6-5, 250
Paris, France/Cegep de Thetford Mines (Quebec)

Defensive End from Paris via Cegep de Thetford Mines in Quebec... played for the FFFA Senior French National Team... won the European Championship and gold medal with the national team... also a captain and regional basketball champion in France.

Jackson Baltar
K/P
Freshman
5-11, 165
Orlando, FL/Bishop Moore

Strong-legged kicker and punter from Bishop Moore High School in Orlando... made three field goals his senior season, including a 42, 34 and 32-yarder... 95 percent of his kickoffs his senior year were touchbacks... competed at the Kohl's Kicking Camp.

C.J. Bazile
DE
Freshman
6-3, 255
Bayonne, NJ/Bayonne

Defensive end from Bayonne High School in New Jersey... named third-team All-State, first-team All-Conference and first-team All-Area his senior season after posting 60 tackles, two tackles for loss, five sacks and 10 quarterback hurries... named Hudson Report All-Area and Liberty White All-Division First Team his senior season... twice named the Defensive Player of the Game during his senior campaign... helped lead the Bees to a 7-3 record in 2018, their most wins since 2011.



Trevor Bycznski
QB
Freshman
6-5, 225
Berea, OH/Berea-Midpark HS

Standout quarterback from Berea-Midpark High School in Ohio... named the Division I All-Ohio Offensive Player of the Year after throwing for 3,506 yards and 34 touchdowns while completing 66 percent of his passes his senior season... holds the school record for career completions (563), passing yards (9,151) and touchdowns (94)... his career passing yardage total ranks 12th in Ohio history... named first-team All-Ohio... threw for a school-record 550 yards in one game... also holds the school record for longest punt with a 73-yarder.

Dan Clifford
OL
Graduate
6-4, 305
Hoboken, NJ/Hoboken/Wagner

Graduate transfer from Wagner where he was a three-year starter for the Seahawks... A native of Hoboken, NJ where he played at Hoboken High School... earned first-team All-Group 1 and first-team All-Hudson County honors... led the Red Wings to consecutive North 2, Group 1 sectional championships... competed in the 2015 New Jersey North-South All-Star Football Classic.

Ron Cook, Jr.
RB
Freshman
5-7, 190
Temple Hills, MD/St. John's College HS

Explosive athlete who played both running back and wide receiver at St. John's College High School in Washington D.C. ... had 1,491 all-purpose yards and scored 11 touchdowns his senior season... named USA Today first-team All-District of Columbia... named first-team Capitol League All-Conference... named Washington Post All-Met Honorable Mention... named first-team All-Conference in 2017 after piling up 839 all-purpose yards and scoring 12 touchdowns as a junior.

Javien Cuff
WR
Freshman
6-2, 170
Vero Beach, FL/Vero Beach HS

Wide receiver from Vero Beach High School in Florida... had 27 receptions for 387 yards and eight touchdowns his senior season... ranked sixth on the final 2018 TCPalm Super 11 List... helped lead the Fighting Indians to an 11-1 record his senior season... also plays basketball and runs track at Vero Beach.

Mark Davis
CB
Freshman
6-2, 175
Bradenton, FL/Braden River HS

Cornerback from Bradenton, FL who played his high school ball at Braden River High School... had nine passes defended and three interceptions, including a 55-yard pick six his senior season... added 22 tackles (16 solo)... helped lead the Pirates to a 9-3 record in 2018.

Trey Franklin
CB
Freshman
5-9, 170
Robins, GA/Warner Robins

Georgia native who played cornerback at Warner Robins High School... had 44 tackles, four tackles for loss, 10 pass breakups and an interception his senior season... finished his high school career with 165 tackles (5.2 tackles per game), three interceptions and a forced fumble... his Demons team was 5A state runners-up.

Marcus Fuqua
DB
Freshman
6-0, 195
Southfield, MI/Southfield A&T

Defensive back from Southfield A&T High School in Detroit... had 55 tackles, two interceptions and three pass breakups his senior season... named to 2018 Detroit All-Star Team... named All-League, All-County and All-North in 2016 and 2017.

Marlyn Johnson
WR
Freshman
6-4, 194
Ambler, PA/The Peddie School

Physical wide receiver with a big frame... played his high school ball at The Peddie School in New Jersey... had 28 catches for 543 yards and seven touchdowns his senior season... named first-team All-MAPL... NJ.com ranked him the 27th best player in New Jersey following his senior season.



Georell Kidd
DT
Freshman
6-2, 260
Miami, FL/Miami Northwestern

Defensive tackle from Miami Northwestern High School... had 68 tackles, 24 tackles for loss and 17 sacks his senior season... helped lead the Bulls to a 2018 6A State Championship... teammate of fellow signee, Larry Robbins.

Kyler Laing
DE
Freshman
6-1, 230
Tallahassee, FL/Amos P. Godby

Defensive end from Amos P. Godby High School in Florida... helped lead the Cougars to an 11-1 record and a spot in the Class 5A Regional Semifinals in 2018... had 43 tackles, 13 sacks, 17 tackles for loss, two forced fumbles and a fumble recovery his senior season... had a combined 28.5 sacks over his junior and senior seasons to become his school's all-time sack leader... a 2017 third-team All-State selection... named All-Big Bend as a junior and a senior... teammate of fellow signee, Trevor Solomon-Wilson.

Daniel Lee
WR
Junior
6-0, 190
Breaux Bridge, LA /Breaux Bridge HS/Cisco College

Wide receiver who will transfer from Cisco College in Texas after playing two seasons for the Wranglers... had 30 receptions for 493 yards and five touchdowns as a freshman (2017) and 27 receptions for 353 yards and a touchdown as a sophomore (2018)... named SWJCFC All-Conference Honorable Mention... played his high school football at Breaux Bridge High School in Louisiana.

Rich Miller
LB
Freshman
6-1, 215
Detroit, MI/Martin Luther King

Linebacker from Martin Luther King High School in Detroit... helped lead the Crusaders to a state championship in 2016 and 2018... named Detroit News first-team All-State and MLive second-team All-State in 2018... named first-team Detroit News All-Detroit his senior season.

Bence Polgar
OL
Freshman
6-3, 305
Wayne Hills, NJ/Wayne Hills

Offensive lineman from Wayne Hills High School in New Jersey... a three-year starter who helped lead the Patriots to a state championship in 2016 and 2018... had 57 tackles, two sacks, four blocked kicks and a forced fumble his senior season... a third-team All-State selection... named first-team All-League, All-County and All-North Jersey.

Bernard Porter
WR
Sophomore
6-3, 180
Columbia, SC/Ridge View/Highland Community College

Wide receiver who transferred to Buffalo from Highland Community College... in his one season with the Scot-ties, had 19 catches for 228 yards and team-best three touchdowns... a graduate of Ridge View High School in Columbia, SC where he had 59 receptions for 1,123 yards and 10 touchdowns his senior season... named first-team All-Midlands.

Larry Robbins
CB
Freshman
5-8, 175
Miami, FL/Miami Northwestern

Cornerback who was a team captain for a Miami North-western squad that won back-to-back 6A State Championships... had 67 tackles, 18 tackles for loss, 17 pass break-ups, four sacks, one interception, seven forced fumbles and three fumble recoveries his senior season... also an accomplished sprinter on the track team, he will compete for his third straight state championship this spring... team-mate of fellow Bull, Georell Kidd.

Alain Schaerer
OL
Sophomore
6-3, 290
Zurich, Switzerland/New Mexico Military Institute

A native of Switzerland, he played one season at New Mexico Military Institute before transferring to Buffalo... played in all nine games on the season for the Broncos... helped block for a team that averaged nearly 200 yards rushing per game.



Caelan Shepard
OL
Freshman
6-6, 320
Annapolis, MD/Broadneck

Offensive lineman for a Broadneck High School team that went 10-1 in 2018... named USA Today All-USA Maryland Second Team in 2017... was a Baltimore Sun All-Metro First Team selection in 2017.

Tyler Stephens
TE
Freshman
6-6, 240
Newton Falls, OH/LaBrae

Tight end for a high-powered LaBrae High School squad that scored a school-record 550 points on 79 touchdowns his senior season... had 64 receptions for 1,034 yards and 12 touchdowns his senior season... defensively, set a school record with 53 career tackles for loss... named All-Northeast Inland District First Team... named All-Ohio Special Mention... selected to the WKBN Big 22 Team.

Caleb Tate
LB
Freshman
6-0, 205
Tampa, FL/Tampa Catholic

Linebacker from Tampa, FL where he played at Tampa Catholic High School... had 100 tackles (58 solo), eight tackles for loss, 1.5 sacks, eight quarterback hurries, four interceptions, two forced fumbles and three fumble recoveries his senior season... he helped lead the Crusaders to the 2018 Class 3A Regional Semifinals.

Carlton Todd
WR
Sophomore
5-11, 175
Waterloo, IA/Waterloo West/Iowa Central Community College

Transferred to Buffalo from Iowa Central Community College where he played one season... had 16 receptions for 298 yards and three touchdowns over 10 games... had a team-best 18.6 yards per catch... a graduate of Waterloo West High School where had 45 catches for 854 yards and 13 touchdowns his senior season... a first-team Class 4A All-State selection.



2018 STATISTICS

2019 BUFFALO FOOTBALL

2018 KEY NUMBERS

Third Down Efficiency			
Opponent	Third Downs	Pct.	Result
Delaware St.	2-13	15.1	W
at Temple	9-17	52.9	W
EMU	6-12	50.0	W
at Rutgers	5-13	38.4	W
Army	2-11	18.2	L
at CMU	4-12	33.3	W
Akron	8-17	47.0	W
at Toledo	8-20	40.0	W
Miami	6-14	42.8	W
Kent State	6-15	40.0	W
at Ohio	3-9	33.3	L
at BGSU	11-18	61.1	W
vs. NIU	7-15	46.7	L
vs. Troy	5-12	41.7	L

Time of Possession			
Opponent	Buffalo	Opp.	Diff.
Delaware St.	29:39	30:21	-0:42
at Temple	35:42	24:18	+11:24
EMU	30:17	29:43	+0:34
at Rutgers	27:27	32:33	-5:06
Army	22:26	37:34	-15:08
at CMU	34:58	25:02	+9:56
Akron	34:28	25:32	+8:56
at Toledo	39:50	20:10	+19:40
Miami	29:38	30:22	-0:44
Kent State	35:25	24:35	+10:50
at Ohio	16:18	43:42	-27:24
at BGSU	42:30	16:09	+26:21
vs. NIU	35:05	24:55	+10:10
vs. Troy	26:37	33:23	-7:46

Number of Plays			
Opponent	Buffalo	Opp.	Diff.
Delaware St.	66	72	-6
at Temple	86	67	+19
EMU	67	81	-14
at Rutgers	64	75	-11
Army	55	69	-14
at CMU	68	68	0
Akron	76	61	+15
at Toledo	96	50	+46
Miami	74	76	-2
Kent State	78	68	+10
at Ohio	45	83	-38
at BGSU	84	37	+47
vs. NIU	77	67	+10
vs. Troy	68	75	-7

2018 MAC Standings

Team	MAC		Overall	
	W	L	W	L
<u>East Division</u>				
Buffalo	7	1	10	4
Miami (OH)	6	2	6	6
Ohio	6	2	9	4
Bowling Green	2	6	3	9
Akron	2	6	4	8
Kent State	1	7	2	10
<u>West Division</u>				
Northern Illinois	6	2	8	6
Eastern Michigan	5	3	7	6
Toledo	5	3	7	6
Western Michigan	5	3	7	6
Ball State	3	5	4	8
Central Michigan	0	8	1	11

Quickie Stats (2018)

Buffalo's record was:	
When leading at the half	9-2
When trailing at the half	1-2
When tied at the half	0-0
When leading after three quarters	8-2
When trailing after three quarters	0-2
When tied after three quarters	2-0
When scoring first	5-4
When opponent scores first	5-0
When running more plays than opp.	5-1
When opponent runs more plays	4-3
When running the same number of plays	1-0
When committing more turnovers	2-2
When committing less turnovers	6-2
When turnovers are even	2-0
When committing at least 2 turnovers	2-2
When committing less than 2 turnovers	8-2
When winning time of possession	7-1
When opponent wins time of possession	3-3
When time of possession is even	0-0
When running 70 or more off. plays	6-1
When running less than 70 off. plays	4-3
Rushing for 200 yards or more	4-0
Rushing for less than 200 yards	6-3
When passing for 200 yards or more	6-1
When passing for less than 200 yards	2-3
When passing % is over 55%	5-1
When passing % is less than 55%	5-2
When third down conversion is over 40%	7-2
When third down conversion is less than 40%	3-2
Gaining more total yards than opponent	9-0
Gaining less total yards than opponent	1-4
Playing at home	5-1
Playing on the road	5-1
Playing at a neutral site	0-2
Playing on natural grass	1-0
Playing on artificial surface	9-4

2018 University at Buffalo Game-By-Game Starters

	DSU	Temple	EMU	Rutgers	Army	CMU	Akron	Toledo	Miami	Kent St.	Ohio	BGSU	NIU	Troy
LT	Ksiezarczyk	Ksiezarczyk	Ksiezarczyk	Ksiezarczyk	Ksiezarczyk	Ksiezarczyk	Ksiezarczyk	Ksiezarczyk	Ksiezarczyk	Ksiezarczyk	Ksiezarczyk	Ksiezarczyk	Ksiezarczyk	Ksiezarczyk
LG	Nosworthy	Nosworthy	Nosworthy	Nosworthy	Nosworthy	Nosworthy	Nosworthy	Nosworthy	Nosworthy	Nosworthy	Nosworthy	Nosworthy	Nosworthy	Nosworthy
C	O'Hagan	O'Hagan	O'Hagan	O'Hagan	O'Hagan	O'Hagan	O'Hagan	O'Hagan	O'Hagan	O'Hagan	O'Hagan	O'Hagan	O'Hagan	O'Hagan
RG	Jack-Kurdyla	Jack-Kurdyla	Jack-Kurdyla	Jack-Kurdyla	Jack-Kurdyla	Jack-Kurdyla	Jack-Kurdyla	Jack-Kurdyla	Jack-Kurdyla	Gall	Gall	Gall	Gall	Gall
RT	Awosika	Awosika	Awosika	Awosika	Awosika	Awosika	Awosika	Awosika	Awosika	Awosika	Awosika	Awosika	Awosika	Awosika
TE	Mabry	Mabry	Mabry	Mabry	Mabry	Mabry	Mabry	Mabry	Mabry	Mabry	Mabry	Mabry	Mabry	Mabry
WR	Osborn	Osborn	Osborn	Osborn	Osborn	Osborn	Osborn	Osborn	Osborn	Osborn	Osborn	Osborn	Osborn	Osborn
WR	Rushing		Rushing	Rushing	Rushing	Rushing	Rushing				Rushing		Rushing	Nunn
TE/WR		Lefebvre						Lefebvre		Webb (OL)				
TB	Reed	Reed	Reed	Reed	Reed	Reed	Marks	Marks	Jar. Patterson		Jar. Patterson	Jar. Patterson	Jar. Patterson	Jar. Patterson
FB										Molinich		Molinich		
QB	Jackson	Jackson	Jackson	Jackson	Jackson	Jackson	Jackson	Jackson	Jackson	Jackson	Jackson	Jackson	Jackson	Jackson
WR	Johnson	Johnson	Johnson	Johnson	Johnson	Jones	Johnson	Johnson	Johnson		Johnson	Johnson	Johnson	Johnson
DE	Harris	Harris	Harris	Harris	Harris	Harris	Harris	Riggins	Riggins	Harris	Harris	Harris	Harris	Harris
DT	Brandon	Brandon	Brandon	Brandon	Brandon	Brandon	Brandon	Brandon	Brandon	Brandon	Brandon	Brandon	Brandon	Brandon
DT	Onwuka	Onwuka	Onwuka	Onwuka	Onwuka	Foxworth	Foxworth	Foxworth	Foxworth	Scott	Scott	Wilson	Wilson	Wilson
DE	Nicholas	Nicholas	Nicholas	Nicholas	Nicholas	Nicholas	Nicholas	Nicholas	Nicholas	Nicholas	Nicholas	Nicholas	Nicholas	Nicholas
LB	Patterson	Patterson	Patterson	Patterson	Patterson	Patterson	Patterson	Patterson	Patterson	Patterson	Patterson	Patterson	Patterson	Patterson
LB	Hodge	Hodge	Hodge	Hodge	Hodge	Hodge	Hodge	Hodge	Hodge	Otwinowski	Hodge	Hodge	Hodge	Hodge
LB	Collier	Collier	Collier	Collier	Collier	Collier	Collier	Collier	Collier	Collier	Collier	Collier	Collier	Collier
CB	Lewis	Lewis	Lewis	Lewis	Baker	Lewis	Lewis	Lewis	Slack	Lewis	Lewis	Lewis	Lewis	Slack
Banks	Banks	Banks	Banks	Banks	Banks	Hill	Hill	Hill	Hill	Hill	Banks	Banks	Banks	Banks
S	Williams	Williams	Williams	Williams	Williams	Williams	Williams	Williams	Williams	Williams	Williams	Williams	Williams	Williams
CB	Slack	Slack	Russell	Russell	Washington	Washington	Washington	Washington	Washington	Slack	Slack	Slack	Slack	Washington

BUFFALO BULLS



2018 STATISTICS

2019 BUFFALO FOOTBALL

2018 Buffalo Game-by-Game Statistical Leaders

Game/Result	Rushing	Passing	Receiving	Punting	FG's/PATs (Good)	Defense
Sept. 1 Delaware St. W, 48-10	Hawkins 8-37 Patterson 9-34, TD	Jackson 17-27-0, 189, 6TD Vantrease 2-2-0, 11	Johnson 4-57, TD Osborn 3-54, 2 TD Jones 2-23, TD	Finnegan 6-223 37.2 (long 47)	Mitcheson 6-7 PAT	Otwinowski 4-6-10, TFL Hodge 2-6-8, TFL Foxworth 3-1-4
Sept. 8 at Temple W, 36-29	Marks 25-138, 2TD Reed 8-12	Jackson 26-45-1, 275, 3TD	Johnson 6-76, TD Osborn 6-58 Rushing 4-23	Finnegan 3-116 38.7 (long 49)	Mitcheson 1-1 FG (46) 3-4 PAT	Hodge 5-5-10, 1.5 TFL Collier 3-2-5, TFL Harris 2-2-4, Sack, FF
Sept. 15 E. Michigan W, 35-28	Reed 15-68 Marks 14-60, 2TD	Jackson 21-26-0, 325, 3TD	Osborn 7-188, 3TD Johnson 6-74 Mabry 3-25	Finnegan 3-150 50.0 (long 63)	Mitcheson 5-5 PAT	Hodge 6-8-14 Harris 5-3-8, 2.5 Sacks, FF Williams 4-2-6
Sept. 22 at Rutgers W, 42-13	Patterson 14-104, 2TD Marks 12-63, TD	Jackson 14-28-2, 263, 3TD	Osborn 3-28 Mabry 3-8, TD Johnson 2-101, TD	Finnegan 5-196 39.2 (long 44)	Mitcheson 6-6 PAT	Hodge 6-9-15, TFL Banks 5-3-8, 2 PBU Collier 3-2-5, TFL
Sept. 29 Army L, 42-13	Reed 16-63 Hawkins 5-22	Jackson 10-24-0, 152, TD	Osborn 4-82 Jones 2-53 Rushing 2-3	Finnegan 4-204 51.0 (long 63)	Mitcheson 0-1 FG (28) 1-2 PAT	Hodge 3-17-20 Patterson 4-7-11, TFL Banks 3-6-9
Oct. 6 at C. Michigan W, 34-24	Marks 18-167, TD Patterson 18-121, TD	Jackson 10-20-1, 127, TD	Osborn 4-80 Mabry 3-33, TD Patterson 2-10	Finnegan 5-227 45.4 (long 69)	Mitcheson 2-2 FG (26,27) 4-4 PAT	Hodge 3-4-7 Harris 2-4-6 Williams 5-0-5
Oct. 13 Akron W, 24-6	Patterson 17-91, TD Marks 15-64	Jackson 16-30-1, 212, TD	Osborn 6-116 Johnson 2-44 Rushing 2-19, TD	Finnegan 5-205 41.0 (long 46)	Mitcheson 1-2 FG (40, 30) 2-2 PAT	Hodge 6-6-12, 1.5 TFL Williams 3-2-5 Koonce 2-3-5
Oct. 20 at Toledo W, 31-17	Patterson 20-90, 2TD Marks 15-49	Jackson 25-46-3, 326, 2TD	Osborn 7-90 Mabry 6-48 Rushing 5-43	Finnegan 4-143 35.8 (long 44)	Mitcheson 1-3 FG (32, 39, 33) 4-4PAT	Hodge 5-8-13, TFL Patterson 4-5-9, TFL, FF Nicholas 1-5-6, Sack, 2 TFL
Oct. 30 Miami W, 51-42	Patterson 23-96, TD Jackson 10-24, 3TD	Jackson 20-34-0, 358, 3TD	Johnson 8-238, 3TD Mabry 4-39 Osborn 4-34	Finnegan 3-135 45.0 (long 54)	Mitcheson 1-1 FG (37) 6-7 PAT	Hodge 7-4-11, Sack, 2TFL Collier 3-5-8, Sack, TFL Hill 3-4-7
Nov. 6 Kent State W, 48-14	Patterson 18-187, 2TD Reed 9-58, TD	Jackson 7-16-0, 111, TD Vantrease 2-5-0, 9	Johnson 3-26, TD Jones 2-43 Lafebvre 2-9	Finnegan 2-82 41.0 (long 51)	Mitcheson 6-7 PAT	Otwinowski 4-4-8, TFL Lamour 6-1-7, TFL Riggins 4-1-5
Nov. 14 at Ohio L, 52-17	Jackson 3-70, TD Marks 9-54, TD	Jackson 9-21-2, 116, TD Johnson 1-2-1, 4	Johnson 6-95 Jones 2-16 Nunn 1-8	Finnegan 3-125 41.7 (long 47)	Mitcheson 1-1 FG (40) 2-2 PAT	Williams 9-2-11, FF Hodge 4-7-11, INT Lewis 6-1-7, PBU
Nov. 23 at BGSU W, 44-14	Reed 15-109 Patterson 11-88, 2TD	Jackson 12-20-1, 151, TD	Johnson 4-26 Marks 3-18 Jones 1-47	Finnegan 2-90 45.0 (long 57)	Mitcheson 1-3 PAT McNulty 1-1 FG (21) 2-2 PAT	Hodge 2-5-7, FF Collier 2-2-4 Patterson 1-2-3
Nov. 30 vs. NIU L, 30-29	Marks 17-72, TD Patterson 18-72, TD	Jackson 18-35-0, 252, 2TD	Johnson 7-124, 2TD Osborn 3-66 Patterson 2-19	Finnegan 5-209 41.8 (long 56)	Mitcheson 1-1 FG (24) 1-1 PAT McNulty 1-2 PAT	Hodge 5-4-9, Sack Patterson 6-1-7, Sack Williams 5-0-5
Dec. 22 vs. Troy L, 42-32	Patterson 15-67, TD Marks 10-40, TD	Jackson 20-35-1, 274, TD	Johnson 5-67 Nunn 4-87 Osborn 4-57, TD	Finnegan 2-80 40.0 (long 42)	Mitcheson 1-2 FG (41, 35) 3-3 PAT	Slack 11-0-11 Williams 6-2-8 Patterson 4-3-7, TFL



2018 STATISTICS

2019 BUFFALO FOOTBALL

Game-by-Game Results (10-4, 7-1 MAC)

Date	Opponent	W/L	Score	Attendance
9/1	DELAWARE STATE	W	48-10	17,959
9/9	at Temple	W	36-29	25,511
9/15	EASTERN MICHIGAN*	W	35-28	18,384
9/22	at Rutgers	W	42-13	34,574
9/29	ARMY	L	42-13	23,671
10/6	at Central Michigan*	W	34-24	14,044
10/13	AKRON*	W	24-6	19,506
10/20	at Toledo*	W	31-17	18,114
10/30	MIAMI (OH)*	W	51-42	15,682
11/6	KENT STATE*	W	48-14	15,078
11/14	at Ohio*	L	52-17	13,839
11/23	at Bowling Green*	W	44-14	10,518
11/30	vs. Northern Illinois#	L	30-29	10,255
12/22	vs. Troy^	L	42-32	31,818

*Mid-American Conference game, #MAC Championship, ^Dollar General Bowl

Team Statistics

	UB	Opponents
SCORING	484	363
POINTS PER GAME	34.6	25.9
POINTS OFF TURNOVERS	71	62
FIRST DOWNS	309	252
RUSHING	136	128
PASSING	128	107
PENALTY	45	17
RUSHING YARDAGE	2648	2256
YARDS GAINED RUSHING	2893	2591
YARDS LOST RUSHING	245	335
RUSHING ATTEMPTS	585	545
AVERAGE PER RUSH	4.5	4.1
AVERAGE PER GAME	189.1	161.1
TDS RUSHING	36	22
PASSING YARDAGE	3155	2719
COMP-ATT-INT	230-419-13	217-404-14
AVERAGE PER PASS	7.5	6.7
AVERAGE PER CATCH	13.7	12.5
AVERAGE PER GAME	225.4	194.2
TDS PASSING	28	24
TOTAL OFFENSE	5803	4975
TOTAL PLAYS	1004	949
AVERAGE PER PLAY	5.8	5.2
AVERAGE PER GAME	414.5	355.4
KICK RETURNS: #-YARDS	35-626	31-683
PUNT RETURNS: #-YARDS	26-255	17-102
INT RETURNS: #-YARDS	14-94	13-53
KICK RETURN AVERAGE	17.9	22.0
PUNT RETURN AVERAGE	9.8	6.0
INT RETURN AVERAGE	6.7	4.1
FUMBLES-LOST	17-7	19-10
PENALTIES-YARDS	69-572	106-1087
AVERAGE PER GAME	40.9	77.6
PUNTS-YARDS	55-2208	73-3041
AVERAGE PER PUNT	40.1	41.7
NET PUNT AVERAGE	36.8	37.1
KICKOFFS-YARDS	89-5302	63-3697
AVERAGE PER KICK	59.6	58.7
NET KICK AVERAGE	38.1	40.8
TIME OF POSSESSION/GAME	31:27	28:27
3RD-DOWN CONVERSIONS	84/198	77/206
3RD-DOWN PCT	42%	37%
4TH-DOWN CONVERSIONS	19/32	21/32
4TH-DOWN PCT	59%	66%
SACKS BY-YARDS	35-196	15-89
MISC YARDS	0	97
TOUCHDOWNS SCORED	66	48
FIELD GOALS-ATTEMPTS	10-15	9-13
ON-SIDE KICKS	0-0	2-5
RED-ZONE SCORES	(50-66) 76%	(31-38) 82%
RED-ZONE TOUCHDOWNS	(43-66) 65%	(25-38) 66%
PAT-ATTEMPTS	(54-62) 87%	(46-46) 100%
ATTENDANCE	110280	116600
GAMES/AVG PER GAME	6/18380	6/19433
NEUTRAL SITE GAMES		2/21036

Rushing

Player	No.	Yds	Neg	Net	Avg	TD	Lng
PATTERSON, Jaret	183	1062	49	1013	5.5	14	64
MARKS, Kevin	180	867	22	845	4.7	13	70
REED, Emmanuel	82	379	8	371	4.5	1	24
JACKSON, Tyree	55	274	113	161	2.9	7	55
HAWKINS, Johnathan	25	120	6	114	4.6	0	15
McDUFFIE, Dylan	14	70	0	70	5.0	0	13
ANDERSON, Theo	17	71	2	69	4.1	1	11
KING, Isaiah	4	25	2	23	5.8	0	11
OSBORN, K.J.	5	20	4	16	3.2	0	13
VANTREASE, Kyle	1	4	0	4	4.0	0	4
JOHNSON, Dominic	1	1	0	1	1.0	0	1
Total	585	2893	245	2648	4.5	36	70
Opponents	545	2591	335	2256	4.1	22	70

Receiving

Player	No.	Yds	Avg	TD	Lng
JOHNSON, Anthony	57	1011	17.7	11	75
OSBORN, K.J.	53	892	16.8	7	75
MABRY, Tyler	27	230	8.5	2	27
RUSHING, George	22	187	8.5	4	37
JONES, Charlie	18	395	21.9	3	53
MARKS, Kevin	13	60	4.6	0	10
NUNN, Antonio	12	146	12.2	1	51
LEFEBVRE, Zac	10	84	8.4	0	25
PATTERSON, Jaret	7	62	8.9	0	23
HAWKINS, Johnathan	5	47	9.4	0	19
SCOTT, Rodney	3	23	7.7	0	11
BOURASSA, Julien	1	9	9.0	0	9
OVERTON, Tito	1	7	7.0	0	7
KING, Isaiah	1	2	2.0	0	2
Total	230	3155	13.7	28	75
Opponents	217	2719	12.5	24	80

Total Offense

Player	GP	Plays	Rush	Pass	Total	Yds/Gm
JACKSON, Tyree	14	462	161	3131	3292	235.1
PATTERSON, Jaret	14	183	1013	0	1013	72.4
MARKS, Kevin	14	180	845	0	845	60.4
REED, Emmanuel	13	82	371	0	371	28.5
HAWKINS, Johnathan	13	25	114	0	114	8.8
McDUFFIE, Dylan	4	14	70	0	70	17.5
ANDERSON, Theo	13	17	69	0	69	5.3
VANTREASE, Kyle	3	10	4	20	24	8.0
KING, Isaiah	14	4	23	0	23	1.6
OSBORN, K.J.	14	5	16	0	16	1.1
JOHNSON, Dominic	4	3	1	4	5	1.2
TEAM	10	18	-39	0	-39	-3.9
Total	14	1004	2648	3155	5803	414.5
Opponents	14	949	2256	2719	4975	355.4

Score By Quarters

	UB	Opponents
First Quarter	144	65
Second Quarter	151	102
Third Quarter	103	77
Fourth Quarter	86	119
Totals	484	363
Average	34.6	25.9



2018 STATISTICS

2019 BUFFALO FOOTBALL

Punting								
Player	No.	Yds	Avg	Lng	TB	FC	I-20	Blk
FINEGAN, Evan	52	2171	41.8	69	4	16	10	2
Total	55	2208	40.1	69	4	16	11	3
Opponents	73	3041	41.7	72	4	15	19	0

Punt Returns					
Player	No.	Yds	Avg	TD	Lng
OSBORN, K.J.	25	257	10.3	0	29
SCOTT, Rodney	1	-2	-2.0	0	0
Total	26	255	9.8	0	29
Opponents	17	102	6.0	1	22

Kickoff Returns					
Player	No.	Yds	Avg	TD	Lng
JONES, Charlie	15	289	19.3	0	43
KING, Isaiah	8	141	17.6	0	27
OSBORN, K.J.	7	135	19.3	0	23
VERTON, Tito	3	51	17.0	0	25
MOLINICH, Jake	2	10	5.0	0	10
Total	35	626	17.9	0	43
Opponents	31	683	22.0	0	49

All-Purpose Yards								
Player	Rush	Rec	PR	KOR	IR	Tot.	Avg.	
OSBORN, K.J.	16	892	257	135	0	1300	92.9	
PATTERSON, Jaret	1013	62	0	0	0	1075	76.8	
JOHNSON, Anthony	0	1011	0	0	0	1011	77.8	
MARKS, Kevin	845	60	0	0	0	905	64.6	
JONES, Charlie	0	395	0	289	0	684	48.9	
REED, Emmanuel	371	0	0	0	0	371	28.5	
MABRY, Tyler	0	230	0	0	0	230	16.4	
RUSHING, George	0	187	0	0	0	187	13.4	
KING, Isaiah	23	2	0	141	0	166	11.9	
HAWKINS, Johnathan	114	47	0	0	0	161	12.4	
JACKSON, Tyree	161	0	0	0	0	161	11.5	
NUNN, Antonio	0	146	0	0	0	146	10.4	
LEFEBVRE, Zac	0	84	0	0	0	84	6.0	
McDUFFIE, Dylan	70	0	0	0	0	70	17.5	
ANDERSON, Theo	69	0	0	0	0	69	5.3	
VERTON, Tito	0	7	0	51	0	58	4.8	
LEWIS, Cameron	0	0	0	0	37	37	2.8	
HODGE, Khalil	0	0	0	0	33	33	2.4	
SCOTT, Rodney	0	23	-2	0	0	21	1.8	
WILLIAMS, Brandon	0	0	0	0	18	18	1.3	
MOLINICH, Jake	0	0	0	10	0	10	0.7	
BOURASSA, Julien	0	9	0	0	0	9	3.0	
RUSSELL, Devon	0	0	0	0	5	5	1.2	
VANTREASE, Kyle	4	0	0	0	0	4	1.3	
BANKS, Joey	0	0	0	0	3	3	0.3	
JOHNSON, Dominic	1	0	0	0	0	1	0.2	
SLACK, Tatum	0	0	0	0	-2	-2	-0.2	
Total	2648	3155	255	626	94	6778	484.1	
Opponents	2256	2719	102	683	53	5813	415.2	

Passing										
Player	GP	Effic.	Comp.	Att.	Int.	Comp. %	YDS	TD	Long	Avg/G
JACKSON, Tyree	14	136.7	225	407	12	55.3	3131	28	75	223.6
VANTREASE, Kyle	3	63.1	4	9	0	44.4	20	0	9	6.7
JOHNSON, Dominic	4	-33.2	1	2	1	50.0	4	0	4	1.0
JOHNSON, Anthony	13	0.0	0	1	0	0.0	0	0	0	0.0
Total	14	134.0	230	419	13	54.9	3155	28	75	225.4
Opponents	14	122.9	217	404	14	53.7	2719	24	80	194.2

Field Goals									
Player	FGM	FGA	1-19	20-29	30-39	40-49	50+	Long	Blk
MITCHESON, Adam	9-14	64.3	0-0	3-4	3-6	3-4	0-0	46	2
McNULTY, Alex	1-1	100.0	0-0	1-1	0-0	0-0	0-0	21	0

Scoring										
-----PATs-----										
Player	TD	FGs	Kick	Rush	Rcv	Pass	DXP	Saf.	Pts	
PATTERSON, Jaret	14	0-0	0-0	0-0	0	0-0	0	0	84	
MARKS, Kevin	13	0-0	0-0	0-0	0	0-0	0	0	78	
MITCHESON, Adam	0	9-14	51-58	0-0	0	0-0	0	0	78	
JOHNSON, Anthony	11	0-0	0-0	0-0	0	0-0	0	0	66	
OSBORN, K.J.	7	0-0	0-0	0-0	1	0-0	0	0	44	
JACKSON, Tyree	7	0-0	0-0	0-0	0	2-4	0	0	42	
RUSHING, George	4	0-0	0-0	0-0	0	0-0	0	0	24	
JONES, Charlie	3	0-0	0-0	0-0	0	0-0	0	0	18	
MABRY, Tyler	2	0-0	0-0	0-0	0	0-0	0	0	12	
NUNN, Antonio	1	0-0	0-0	0-0	1	0-0	0	0	8	
McNULTY, Alex	0	1-1	3-4	0-0	0	0-0	0	0	6	
WILLIAMS, Brandon	1	0-0	0-0	0-0	0	0-0	0	0	6	
HILL, Tyrone	1	0-0	0-0	0-0	0	0-0	0	0	6	
ANDERSON, Theo	1	0-0	0-0	0-0	0	0-0	0	0	6	
REED, Emmanuel	1	0-0	0-0	0-0	0	0-0	0	0	6	
Total	66	10-15	54-62	0-0	2	2-4	0	0	484	
Opponents	48	9-13	46-46	0-0	1	1-2	0	0	363	



2018 STATISTICS

2019 BUFFALO FOOTBALL

Defensive Statistics

Player	GP	-----Tackles-----		----Tackles for loss----			-----Pass Def.-----		QBH	----Fumbles----		Blks	Sfty
		Solo	Ast	Total	TFL-Yds	Sks-Yds	Int-Yds	PBU		Rec-Yds	FF		
HODGE, Khalil	14	58	86	144	7.5- 21	2.5- 8	1- 33	3	5	0	1	0	0
PATTERSON, James	14	40	37	77	9.0-35	1.0-6	0	2	0	1-15	4	0	0
WILLIAMS, Brandon	14	49	15	64	1.5-6	0	3-18	2	0	1-69	1	0	0
COLLIER, Jordan	14	26	30	56	4.5-21	2.0-16	1-0	2	1	1-0	1	0	0
HILL, Tyrone	14	27	19	46	1.0-8	0	0	4	0	2-93	0	0	0
HARRIS, Chuck	12	20	25	45	7.5-36	6.5-36	0	1	3	1-0	2	0	0
BANKS, Joey	11	21	20	41	0	0	1-3	6	0	0	1	0	0
SLACK, Tatum	13	26	7	33	1.0-1	0	2-(-2)	4	0	0	0	0	0
LEWIS, Cameron	13	23	9	32	0.5-1	0	3-37	6	1	1-0	0	0	0
OTWINOWSKI, Matt	14	13	18	31	2.0-2	0	0	0	0	0	0	0	0
RIGGINS, Taylor	14	21	10	31	6.5-24	5.0-18	0	1	3	0	0	0	0
NICHOLAS, Myles	14	10	21	31	5.5-26	4.0-20	0	1	3	0	1	0	0
KOONCE, Malcolm	14	16	14	30	4.0-30	3.0-21	0	1	3	0	1	0	0
BRANDON, Justin	14	15	12	27	5.0-26	3.0-18	0	0	1	0	0	0	0
WRIGHT, Kadofi	14	17	10	27	3.5-16	1.5-13	0	1	1	1-0	1	0	0
LAMOUR, Dev	11	14	9	23	1.0-4	0	0	0	0	0	0	0	0
WASHINGTON, Aapri	12	15	6	21	1.0-1	0	2-0	3	0	0	0	0	0
TERRY, Tim	14	12	8	20	1.0-1	0	0	1	0	0	0	0	0
FOXWORTH, DeShondric	13	9	11	20	1.5-5	1.0-4	0	0	0	0	0	0	0
WILSON, Eddie	14	7	10	17	2.0-2	1.0-1	0	0	0	0	0	0	0
ONWUKA, Chibueze	12	9	8	17	5.0-21	1.5-13	0	0	1	1-13	0	0	0
MACK, Ledarius	14	12	4	16	2.5-19	2.0-17	0	0	0	0	1	0	0
SCOTT, Wesley	14	8	5	13	1.0-5	1.0- 5	0	1	2	0	0	0	0
AKIN, Wankeith	11	6	3	9	1.0-2	0	0	1	0	0	0	0	0
BAKER, Roy	11	7	2	9	1.0-1	0	0	1	0	0	0	0	0
ABBAS, Ali	13	4	4	8	0	0	0	0	0	0	0	0	0
DADEBOE, Jeremiah	14	5	2	7	0	0	0	0	0	0	0	0	0
EMESIBE, Kennedy	10	3	3	6	0	0	0	0	0	0	0	0	0
RUSSELL, Devon	4	4	2	6	0	0	1-5	4	0	0	0	0	0
WHITE, Ashton	8	1	4	5	0	0	0	0	0	0	0	0	0
KING, Isaiah	14	4	1	5	0	0	0	0	0	0	0	0	0
JACKSON, Tyree	14	3	1	4	0	0	0	0	0	0	1	0	0
HARRISON, Ja'Varius	4	1	3	4	0	0	0	0	0	0	0	0	0
DARELUS, Frendy	6	3	1	4	0	0	0	0	0	0	0	0	0
KHOURY, Jake	8	1	3	4	0	0	0	0	0	0	0	0	0
GALLO, Nick	11	0	3	3	0	0	0	0	0	0	0	0	0
RIORDAN, Jeremiah	14	1	1	2	0	0	0	0	0	0	0	0	0
JOHNSON, Anthony	13	2	0	2	0	0	0	0	0	0	0	0	0
NUNN, Antonio	14	0	2	2	0.5-1	0	0	0	0	0	0	0	0
NOSWORTHY, Paul	13	1	0	1	0	0	0	0	0	0	0	0	0
RUIZ, Jovany	3	1	0	1	0	0	0	0	0	0	1	0	0
VAINIKOLO, Atunaisa	4	0	1	1	0.5-0	0	0	0	0	0	0	0	0
FUZAK, Jake	12	1	0	1	0	0	0	0	0	0	0	0	0
RUGGIERO, Nicco	3	1	0	1	0	0	0	0	0	0	0	0	0
BLACK, Eric	1	1	0	1	1.0-1	0	0	0	0	0	0	0	0
MABRY, Tyler	14	1	0	1	0	0	0	0	0	0	0	0	0
REED, Emmanuel	13	0	1	1	0	0	0	0	0	0	0	0	0
MITCHESON, Adam	14	1	0	1	0	0	0	0	0	0	0	0	0
OSBORN, K.J.	14	0	1	1	0	0	0	0	0	0	0	0	0
GONZALEZ, Christian	4	0	0	0	0	0	0	0	0	0	0	1	0
GALL, Jacob	13	0	0	0	0	0	0	0	0	1-0	0	0	0
Total	14	520	432	952	78-316	35-196	14-94	45	24	10-190	16	1	0
Opponents	14	581	387	968	60-210	15-89	13-53	54	13	7-0	11	8	0



2018 GAME RECAPS

2019 BUFFALO FOOTBALL

BUFFALO 48, DELAWARE STATE 10

SEPT. 1, 2018 • UB STADIUM • BUFFALO, NY

BUFFALO, NY -- Tyree Jackson tossed a career-high six touchdowns passes in just over two quarters of work to lead the University at Buffalo football team to a 48-10 win over Delaware State in the season opener at UB Stadium on Saturday night.

Jackson threw for 189 yards and six touchdowns before he was pulled early in the third quarter. The junior quarterback was responsible for the Bulls' first six touchdowns, finding four different receivers for scores.

Jackson's first touchdown pass was a nine-yard toss to newcomer George Rushing, who was playing in his first game with the Bulls after joining the program from Wisconsin. On the Bulls' next possession, Jackson found a familiar target in Anthony Johnson for a 27-yard touchdown to give the Bulls a 13-0 lead.

Devon Russell notched his first career interception on Delaware State's ensuing possession to set UB up in Hornets' territory. Buffalo capitalized when Jackson hit K.J. Osborn in stride for a 32-yard strike to extend the UB lead to 20-0 with 3:17 left in the first quarter.

Rushing struck again early in the second quarter with a one-yard touchdown catch from Jackson to give the Bulls a 27-0 lead. Osborn followed with his second touchdown grab of the night when he took a quick slant from Jackson and sprinted 19 yards to pay dirt.

Jackson's final touchdown pass was an 11-yard connection with redshirt-freshman Charlie Jones with 9:25 left in the third quarter. It was Jones' first career touchdown catch.

The Bulls' final score of the game came from freshman running back Jaret Patterson who ripped of a 16-yard with 5:21 left in the third quarter for his first career touchdown.

As well as the offense played, it was the play of the defense that put the team in a position to succeed. The Bulls forced four turnovers in the game, three of which were turned into touchdowns. After Russell's interception led to a touchdown, the Bulls quickly got the ball back when Ledarius Mack had a strip sack that was recovered by Chuck Harris. Later, Jordan Collier recovered a fumble that led to another touchdown.

With the Bulls able to quickly build a large lead, it afforded the coaching staff the opportunity to play a number of different players. In fact, 52 different players saw action in the game.

10 different players caught a pass on the night, led by Johnson who had four receptions for 57 yards and a score. Osborn had three catches for 54 yards and two TDs.

Johnathan Hawkins was the Bulls' leading rusher with 37 yards on eight carries. Patterson finished with 34 yards on nine carries and Emmanuel Reed had 32 yards on eight carries.

Matt Otwinowski had a career-high 10 tackles to lead the defense. Khalil Hodge had eight stops.

However, the night belonged to Jackson. The junior signal-caller became the first quarterback in school history to throw five first-half touchdowns and his six touchdown passes tied for the second in program history for a single game.

SCORING BY QUARTER

Delaware State	0	3	0	7	10
Buffalo	20	14	14	0	48

SCORING SUMMARY

UB - Rushing, George 9 yd pass from Jackson, Tyree (Mitcheson, Adam kick)
UB - Johnson, Anthony 27 yd pass from Jackson, Tyree (Mitcheson, Adam kick blocked)
UB - Osborn, K.J. 32 yd pass from Jackson, Tyree (Mitcheson, Adam kick)
UB - Rushing, George 1 yd pass from Jackson, Tyree (Mitcheson, Adam kick)
DS - Romo-Martinez, Jose 23 yd field goal
UB - Osborn, K.J. 19 yd pass from Jackson, Tyree (Mitcheson, Adam kick)
UB - Jones, Charlie 11 yd pass from Jackson, Tyree (Mitcheson, Adam kick)
UB - Patterson, Jaret 16 yd run (Mitcheson, Adam kick)
DS - Alleyne, Brycen 24 yd run (Romo-Martinez, Jose kick)

TEAM STATISTICS

	DS	UB
FIRST DOWNS	18	21
NET YARDS RUSHING	199	154
NET YARDS PASSING	76	200
Completions-Attempts-Int	8-18-1	19-29-0
TOTAL OFFENSE YARDS	275	354
Fumbles: Number-Lost	4-3	0-0
Penalties: Number-Yards	6-75	5-42
Punt returns: Number-Yards-TD	1-4-0	3-29-0
Kickoff returns: Number-Yds-TD	2-53-0	2-51-0
Interceptions: Number-Yds-TD	0-0-0	1-5-0
Third-Down Conversions	7 of 18	2 of 13
Fourth-Down Conversions	2 of 3	5 of 5
Red-Zone Scores-Chances	1-3	5-5
Sacks By: Number-Yards	0-0	1-10

INDIVIDUAL STATISTICS

RUSHING: DSU-Alleyne, Brycen 20-97; Waters, Mike 23-92; McDaniel, Jack 5-12; Doward, DeVonte 1-3; Harris, Richard 1-2; Black, Keenan 3-(-6). Buffalo-Hawkins, Johnathan 8-37; Patterson, Jaret 9-34; Reed, Emmanuel 8-32; Marks, Kevin 6-21; King, Isaiah 2-19; Anderson, Theo 4-11.
PASSING: DSU-McDaniel 8-15-0-76; Keenan Black 0-3-1-0. Buffalo- Jackson, Tyree 17-27-0-189; Vantrease, Kyle 2-2-0-11.
RECEIVING: DSU-Kollie, Kwannah 2-47; Gross, Trey 2-12; Selby, Taronn 2-(-1); Davis, Kareem, 1-9; Williams, Isaiah 1-9. Buffalo-Johnson, Anthony 4-57; Osborn, KJ 3-54; Jones, Charlie 2-23; Hawkins, Johnathan 2-16; Rushing, George 2-10; Lefebvre, Zac 2-8; Nunn, Antonio 1-16; Bourassa, Julien 1-9; Scott, Rodney 1-5; King, Isaiah 1-2.
Time of Game: 3:12, Attendance: 17,959

BUFFALO 36, TEMPLE 29

SEPT. 8, 2018 • LINCOLN FINANCIAL FIELD • PHILADELPHIA, PA

PHILADELPHIA, PA – Anthony Johnson took a pass over the middle from Tyree Jackson, fought through defenders and willed his way into the endzone for a 29-yard touchdown with 59 seconds left to lift the University at Buffalo football team to a 36-29 win over Temple at Lincoln Financial Field on Saturday.

A resilient Buffalo team, now 2-0 on the season, had an answer for every Temple threat. With the Bulls leading by eight, Temple was able to score and get the two-point conversion to tie the game, 22-22, early in the fourth quarter.

The Bulls immediately responded by driving 58 yards on eight plays and Jackson's 5-yard touchdown pass to Antonio Nunn put UB back on top, 29-22, with 7:43 left in the game. Temple answered right back with a 75-yard drive of its own to again tie the game at 29 with 4:53 remaining.

The Bulls' game-winning drive was a thing of beauty. Buffalo surgically sliced through the Temple defense and drove 81 yards on 10 plays for the final score. On three separate occasions, the Bulls were able to convert third-and-longs to keep the drive alive. Even the game-winning touchdown was on a third down and 10.

The Bulls sealed the win when, on the Owls' final drive, Chuck Harris sacked Temple quarterback Frank Nutile and forced a fumble that Chibueze Onwuka was able to recover.

Jackson threw for 275 yards and three touchdowns in the game. Once again, he spread the ball around with touchdown passes to Nunn, Johnson and Charlie Jones.

Redshirt-freshman running back Kevin Marks had a breakout performance for the Bulls. Playing in just the second game of his career, Marks rushed for 138 yards and two touchdowns on 25 carries.

Cameron Lewis, who was wearing no. 41 in the game to honor the late Solomon Jackson, had two interceptions in the game. He became the first UB player to record two interception in a game since Okezie Alozie had two against Ohio in 2015.

The Bulls seemed in total control for much of the first half, leading 12-0, after a 33-yard TD pass from Jackson to Jones and a 22-yard touchdown run by Marks. However, Temple converted on a 39-yard Hail Mary pass, on the final play of the first half, to cut the Buffalo lead to 12-7 at the break. The Owls also scored on their first drive of the third quarter to take a 14-12 lead.

Sparked by Lewis' second interception of the game, the Bulls took a 19-14 lead on a one-yard touchdown plunge by Marks.

Buffalo extended its lead to 22-14 on a 46-yard field goal by Adam Mitcheson, late in the third quarter.

Johnson finished with six catches for 76 yards and the game-winning touchdown. The senior's performance was even more remarkable considering he was playing with a heavy heart. Just hours before to the game, Johnson learned his best friend, De'Mon Davis, was gunned down. There was question as to whether Johnson would be able to play, but he stepped up and not only played, but made one of the biggest plays of his career.

The Bulls are 2-0 for the first time since the 1983 season.

SCORING BY QUARTER

Buffalo	6	6	10	14	36
Temple	0	7	7	15	29

SCORING SUMMARY

UB - Jones, Charlie 33 yd pass from Jackson, Tyree (Mitcheson, Adam kick failed)
UB - Marks, Kevin 22 yd run (Jackson, Tyree pass intcpt)
TEM - Mack, Branden 39 yd pass from Nutile, Frank (Mobley, Will kick)
TEM - Jones, Randle 44 yd pass from Nutile, Frank (Mobley, Will kick)
UB - Marks, Kevin 1 yd run (Mitcheson, Adam kick)
UB - Mitcheson, Adam 46 yd field goal
Punt returns: Number-Yards-TD
TEM - Mason, Ty 0 yd blocked punt return (Yeboah, Kenny pass from Bryant, Ventell)
UB - Nunn, Antonio 5 yd pass from Jackson, Tyree (Mitcheson, Adam kick)
TEM - Mack, Branden 3 yd pass from Nutile, Frank (Mobley, Will kick)
UB - Johnson, Anthony 29 yd pass from Jackson, Tyree (Mitcheson, Adam kick)

TEAM STATISTICS

	UB	TEM
FIRST DOWNS	27	18
NET YARDS RUSHING	152	115
NET YARDS PASSING	275	240
Completions-Attempts-Int	26-45-1	17-38-2
TOTAL OFFENSE YARDS	427	355
Fumbles: Number-Lost	1-0	1-1
Penalties: Number-Yards	4-29	6-65
Punt returns: Number-Yards-TD	4-116-0	5-215-0
Kickoff returns: Number-Yds-TD	7-429-0	3-160-0
Interceptions: Number-Yds-TD	2-37-0	1-0-0
Third-Down Conversions	9 of 17	3 of 14
Fourth-Down Conversions	1 of 3	3 of 3
Red-Zone Scores-Chances	2-5	1-1
Sacks By: Number-Yards	2-13	0-0

INDIVIDUAL STATISTICS

RUSHING: Buffalo-Marks, Kevin 25-138; Reed, Emmanuel 8-12; Hawkins, Johnathan 3-10; Jackson, Tyree 2-3; Patterson, Jaret 1-2; Team 2-(-13). Temple-Armstead, Ryquell 14-107; Gardner, Jager 5-13; Centeio, Todd 2-6; Ritrovato, Rob 1-1; Nutile, Frank 4-(-25).
PASSING: Buffalo-Jackson ,Tyree 26-45-1-275. Temple-Nutile, Frank 15-31-2-216; Russo, Anthony 2-4-0-24; Centeio, Todd 0-1-0-0; Team 0-2-0-0.
RECEIVING: Buffalo-Johnson, Anthony 6-76; Osborn, K.J. 6-58; Rushing, George 4-23; Jones, Charlie 3-63; Mabry, Tyler 2-30; Nunn, Antonio 2-11; Lefebvre, Zac 2-8; Marks, Kevin 1-6. Temple-Mack, Branden 3-47; Wright, Isaiah 3-29; Yeboah, Kenny 3-16; Jones, Randall 2-50; Bryant, Ventell 2-30; Myarick, Chris 1-36; Yancy, Brodrick 1-18; Johnson, Freddie 1-12; Martin-Robinson, David 1-2.
Time of Game: 3:36, Attendance: 25,511



2018 GAME RECAPS

2019 BUFFALO FOOTBALL

BUFFALO 35, EASTERN MICHIGAN 28

SEPT. 15, 2018 - UB STADIUM - BUFFALO, NY

BUFFALO, NY – Fans of Mid-American Conference football are familiar with the term MACtion. University at Buffalo football fans were introduced to the term first hand in an exciting 35-28 win over Eastern Michigan at UB Stadium on Saturday night. The Bulls beat a 2-0 Eastern Michigan team to improve to 3-0 on the season for the first time since 1983.

Quarterback Tyree Jackson had arguably the best game of his career, going 21-of-26 for 325 yards and three touchdowns. His favorite target was K.J. Osborn who had seven receptions for 188 yards and three scores. Two of Osborn's three touchdowns were 70 yards or longer.

The Bulls jumped out to a 14-0 lead, scoring touchdowns on each of their first two drives. Following a 45-yard completion from Jackson the Anthony Johnson, Kevin Marks punched it in from 1-yard out to put the Bulls on the board. Osborn's first touchdown was an 8-yarder that extended the UB lead to 14-0.

The real fireworks started in the second quarter with three consecutive big plays by both teams. Eastern Michigan scored on a 76-yard touchdown pass to cut the UB lead to 14-7. The Bulls quickly responded on their first play of their ensuing possession when Jackson connected with a streaking Osborn for a 70-yard touchdown to extend the UB lead to 21-7. However, the Eagles answered right back with a 75-yard touchdown pass on the first play of their next possession to cut the UB lead to 21-14.

Marks scored his second rushing touchdown of the game, with 2:03 left in the second quarter, to extend the Bulls' lead to 28-14. Eastern Michigan scored on the final play of the first half to cut the UB lead to 28-21.

The signature play of the game came early in the third quarter when Jackson rolled to his right and hit Osborn in stride along the sideline. The junior receiver did the rest as he was able to outrace the defense for a 75-yard touchdown to give the Bulls a 35-21 lead.

"It's a pretty exciting group in there right now and I think they're proud of what they've been able to get done so far," head coach Lance Leipold said. "I don't know if it's looking at the 3-0 part or it's looking at 1-0 in the league which is a great start. I think they're just excited to get a win against a good football team and keep battling through this."

Osborn's 188 receiving yards were the fourth most in school history for a single game. It was Jackson's sixth career 300-yard passing game and his third highest single-game total in his career. It was the third straight game the junior signal-caller had 3+ touchdown passes in a game and he now has 12 touchdown passes on the season, matching his total from all of last season.

The Bulls' defense had eight tackles for loss and six sacks in the game. Leading the way was Chuck Harris. The senior defensive end, wearing number 41 in the game in honor of the late Solomon Jackson, finished with eight tackles, 2.5 sacks and a forced fumble. Khalil Hodge had a game-high 14 tackles for the Bulls.

The Bulls will take their 3-0 record to New Jersey next week to face Rutgers.

SCORING BY QUARTER

Eastern Michigan	0	21	0	7	28
Buffalo	14	14	0	7	35

SCORING SUMMARY

UB - Marks, Kevin 1 yd run (Mitcheson, Adam kick)
UB - Osborn, K.J. 8 yd pass from Jackson, Tyree (Mitcheson, Adam kick)
EMU - Jackson, Arthur 76 yd pass from Glass, Mike (Ryland, Chad kick)
UB - Osborn, K.J. 70 yd pass from Jackson, Tyree (Mitcheson, Adam kick)
EMU - Banham, Blake 75 yd pass from Glass, Mike (Ryland, Chad kick)
UB - Marks, Kevin 2 yd run (Mitcheson, Adam kick)
EMU - Vann, Shaq 1 yd run (Ryland, Chad kick)
UB - Osborn, K.J. 75 yd pass from Jackson, Tyree (Mitcheson, Adam kick)
EMU - Glass, Mike 1 yd run (Ryland, Chad kick)

TEAM STATISTICS

	EMU	UB
FIRST DOWNS	22	18
NET YARDS RUSHING	142	164
NET YARDS PASSING	348	325
Completions-Attempts-Int	25-38-0	21-26-0
TOTAL OFFENSE YARDS	490	489
Fumbles: Number-Lost	3-1	2-1
Penalties: Number-Yards	11-98	7-47
Punt returns: Number-Yards-TD	2-11-0	3-21-0
Kickoff returns: Number-Yds-TD	0-0-0	2-35-0
Interceptions: Number-Yds-TD	0-0-0	0-0-0
Third-Down Conversions	6 of 15	6 of 12
Fourth-Down Conversions	2 of 4	1 of 3
Red-Zone Scores-Chances	2-3	3-6
Sacks By: Number-Yards	0-0	6-42

INDIVIDUAL STATISTICS

RUSHING: EMU-Glass, Mike 14-69; Vann, Shaq 10-30; Erikson, Ian 7-24; Wiegers, Tyler 5-29; Turner, Breck 6-7; Parker, Willie 1-(-2). Buffalo-Reed, Emmanuel 15-68; Marks, Kevin 14-60; Patterson, Jaret 9-35; King, Isaiah 1-6; Team 2-(-5).
PASSING: EMU-Glass, Mike 17-27-0-284; Wiegers, Tyler 8-11-0-64. Buffalo- Jackson, Tyree 21-26-0-325.
RECEIVING: EMU-Banham, Blake 9-159; Sexton, Mathew 3-42; Latu, Line 3-16; Jackson, Arthur 2-79; Holder, Isaac 2-17; Turner, Breck 2-4; Oakes, Gunnar 1-18; Eriksen, Ian 1-7; Vann, Shaq 1-3; Drummond, Dylan 1-3. Buffalo-Osborn, K.J. 7-188; Johnson, Anthony 6-74; Mabry, Tyler 3-25; Rushing, George 2-7; Jones, Charlie 1-27; Nunn, Antonio 1-4; Marks, Kevin 1-0.
Time of Game: 3:32, Attendance: 18,384

BUFFALO 42, RUTGERS 13

SEPT. 22, 2018 - HIGHPOINT.COM STADIUM - PISCATAWAY, NJ

PISCATAWAY, NJ – It was a historic day for the University at Buffalo football program as the Bulls beat Rutgers, 42-13, at HighPoint.com Stadium on Saturday for their first ever win over a team from the Big 10 Conference. Buffalo improved to 4-0 on the season for the first time since the 1981 campaign.

The Bulls jumped out to a 35-6 first-half lead and never looked back. And, once again, they did so with a slew of big offense plays.

Tyree Jackson hit Anthony Johnson in stride for a 42-yard touchdown, midway through the first quarter, to not only open the Bulls' scoring, but the scoring floodgates.

Jaret Patterson followed with a 42-yard touchdown run, on the Bulls' next possession, to extend the Buffalo lead to 14-3. Patterson had the best game of his young career, as the freshman running back finished with 104 yards and two touchdowns on only 14 carries.

After a Rutgers field goal cut the UB lead to 14-6, early in the second quarter, Jackson eluded the pass rush, rolled to his right and threw a frozen rope to Johnson for a 59-yard gain, setting up a 1-yard touchdown plunge by Kevin Marks to extend the lead to 21-6.

The Bulls weren't done scoring. On a third down near midfield, Jackson hit a streaking Charlie Jones for a 53-yard touchdown right down the seam. Jackson then hit Tyler Mabry with a 9-yard touchdown pass, late in the second quarter, to give the Bulls a 35-6 lead at the half.

Rutgers never threatened in the second half. Patterson put the exclamation point on the win with a 4-yard touchdown run, with 3:34 left, to make the score 42-13.

It was another big game for Jackson. The junior signal-caller threw for 263 yards and three touchdowns in the game. He now has 15 touchdown passes on the season and has thrown for at least three scores in every game this year.

Johnson had 101 yards receiving and two touchdowns on only two catches. K.J. Osborn and Tyler Mabry each had three catches for the Bulls.

Buffalo had its best day rushing the ball this season. The Bulls ran for 182 yards on the day, led by Patterson's 104 yards. Marks had 63 yards rushing on 12 touches, including a 37-yard scamper.

Defensively, Khalil Hodge had a season-high 15 tackles to lead all players. Joey Banks added eight stops. The Bulls had eight tackles for loss in the game. None was bigger than Chuck Harris' sack on fourth down, with Rutgers on the UB 6-yard line and trailing 35-13, early in the fourth quarter.

SCORING BY QUARTER

Buffalo	14	21	0	7	42
Rutgers	3	3	0	7	13

SCORING SUMMARY

RU - Davidovicz, Justin 31 yd field goal
UB - Johnson, Anthony 42 yd pass from Jackson, Tyree (Mitcheson, Adam kick)
UB - Patterson, Jaret 42 yd run (Mitcheson, Adam kick)
RU - Davidovicz, Justin 34 yd field goal
UB - Marks, Kevin 1 yd run (Mitcheson, Adam kick)
UB - Jones, Charlie 53 yd pass from Jackson, Tyree (Mitcheson, Adam kick)
UB - Mabry, Tyler 9 yd pass from Jackson, Tyree (Mitcheson, Adam kick)
RU - Blackshear, Raheem 14 yd run (Davidovicz, Justin kick)
UB - Patterson, Jaret 4 yd run (Mitcheson, Adam kick)

TEAM STATISTICS

	UB	RU
FIRST DOWNS	19	14
NET YARDS RUSHING	182	116
NET YARDS PASSING	263	168
Completions-Attempts-Int	14-28-2	18-37-0
TOTAL OFFENSE YARDS	445	284
Fumbles: Number-Lost	0-0	0-0
Penalties: Number-Yards	3-25	9-97
Punt returns: Number-Yards-TD	5-52-0	2-25-0
Kickoff returns: Number-Yds-TD	3-36-0	3-52-0
Interceptions: Number-Yds-TD	0-0-0	2-0-0
Third-Down Conversions	5 of 13	2 of 18
Fourth-Down Conversions	0 of 1	2 of 4
Red-Zone Scores-Chances	3-4	3-4
Sacks By: Number-Yards	2-16	0-0

INDIVIDUAL STATISTICS

RUSHING: Buffalo-Patterson, Jaret 14-104; Marks, Kevin 12-63; Hawkins, Johnathan 5-23; Reed, Emmanuel 1-0; TEAM 3-(-4); Osborn, K.J. 1-(-4). Rutgers-Blackshear, Raheem 15-69; Hillman, Jonathan 10-36; Pacheco, Isaih 5-15; Sitkowski, Artur 2-3; Jones, Shameen 1-0; Rescigno, Giovanni 5-(-7).
PASSING: Buffalo-Jackson, Tyree 14-28-2-263. Rutgers-Rescigno, Giovanni 12-24-0-129; Sitkowski, Artur 6-13-0-39.
RECEIVING: Buffalo-Osborn, K.J. 3-28; Mabry, Tyler 3-8; Johnson, Anthony 2-101; Nunn, Antonio 2-11; Jones, Charlie 1-53; Rushing, George 1-24; Lefebvre, Zac 1-20; Hawkins, Johnathan 1-18. Rutgers-Washington, Jerome 3-62; Lewis, Eddie 3-30; Melton, Bo 3-29; Blackshear, Rasheem 3-8; Jones, Shameen 2-25; Robinson, Daevon 2-3; Hillman, Jonathan 1-9; Hayek, Hunter 1-2.
Time of Game: 3:20, Attendance: 34,574



2018 GAME RECAPS

2019 BUFFALO FOOTBALL

ARMY WEST POINT 42 , BUFFALO 13

SEPT. 29, 2018 - UB STADIUM - BUFFALO, NY

BUFFALO, NY – The University at Buffalo football team suffered its first loss of the season on Saturday afternoon, falling to Army, 42-13, in front of 23,671 fans at UB Stadium.

The game couldn't have started better for the Bulls. K.J. Osborn took a screen pass from Tyree Jackson and sprinted 53 yards down the sideline for a touchdown to give UB a 7-0 lead less than two minutes into the game.

On Army's ensuing possession, Brandon Williams came up with an interception near midfield and the Bulls were back in business. However, while Buffalo was able to move the ball into scoring position, it wasn't able to capitalize and the Black Knights took over.

Army drove the length of the field on its next possession to tie the game, 7-7, late in the first quarter. The Bulls struggled to stop Army's triple-option offense and another rushing touchdown midway through the second quarter gave the Black Knights the lead for good, 14-7.

The real swing of emotions came on Buffalo's next drive. The Bulls drove down the field and had a short field goal that would have cut the Army lead to 14-10. However, the Black Knights blocked the field goal attempt and returned it 80 yards for a touchdown. Army led 21-7 at the half.

Jackson connected with Charlie Jones on a 32-yard pass play on the Bulls first drive of the second half, setting up a first-and-goal for UB. Running back Kevin Marks punched it in from the 1-yard line to cut the Army lead to 21-13.

Army answered right back and scored on a rare pass play to regain a 28-13 lead late in the third quarter. The Bulls couldn't recover from the 15-point deficit to drop their first game of the season.

The UB offense struggled on the day as Army held the Bulls to a season-low 255 yards of total offense. Jackson was held in check for most of the game, finishing 10-of-24 for 152 yards and a touchdown. Emmanuel Reed was the Bulls' top rusher with 63 yards in the game. Osborn had a team-best four receptions for 82 yards and a score in the game.

Khalil Hodge led the Buffalo defense with 20 tackles, tying a career high. The senior linebacker moved into sixth place in school history in career tackles with 344, passing three players, including All-American linebacker Khalil Mack.

James Patterson also had a career high in tackles, finishing with 11. Chuck Harris had his team-best sixth sack in the game.

Despite the loss, the atmosphere was electric at UB Stadium. The 23,671 in attendance was the fifth-largest crowd in UB Stadium history.

SCORING BY QUARTER

Army West Point	7	14	7	14	42
Buffalo	7	0	6	0	13

SCORING SUMMARY

UB - Osborn, K.J. 53 yd pass from Jackson, Tyree (Mitcheson, Adam kick)
 ARMY - Holt, Calen 5 yd run (Abercrombie, John kick)
 ARMY - Slomka, Connor 3 yd run (Abercrombie, John kick)
 ARMY - Riley, Elijah 80 yd blocked FG return (Abercrombie, John kick)
 UB - Marks, Kevin 1 yd run (Mitcheson, Adam kick)
 ARMY - Asberry, Jordan 25 yd pass from Hopkins Jr., K (Abercrombie, John kick)
 ARMY - Woolfolk, Darnell 2 yd run (Abercrombie, John kick)
 ARMY - Langdon, Luke 27 yd run (Abercrombie, John kick)

TEAM STATISTICS

	ARMY	UB
FIRST DOWNS	25	14
NET YARDS RUSHING	281	103
NET YARDS PASSING	91	152
Completions-Attempts-Int	4-5-1	10-24-0
TOTAL OFFENSE YARDS	372	255
Fumbles: Number-Lost	0-0	0-0
Penalties: Number-Yards	7-73	7-78
Punt returns: Number-Yards-TD	0-0-0	0-0-0
Kickoff returns: Number-Yds-TD	1-7-0	6-88-0
Interceptions: Number-Yds-TD	0-0-0	1-0-0
Third-Down Conversions	9 of 14	2 of 11
Fourth-Down Conversions	3 of 3	0 of 2
Red-Zone Scores-Chances	3-3	1-2
Sacks By: Number-Yards	0-0	1-2

INDIVIDUAL STATISTICS

RUSHING: ARMY-Hopkins Jr., Kelvin 19-89; Woolfolk, Darnell. 14-58; Slomka, Connor 13-52; Langdon, Luke 2-31; Thomas, Cam 2-13; McCoy, Sandon 3-12; Walker, Kell 4-12; Asberry, Jordan 4-8; Holt, Calen 2-6; Cooper, Fred 1-0. Buffalo-Reed, Emmanuel 16-63; Hawkins, Johnathan 5-22; Marks, Kevin 7-17; Patterson, Jaret 2-3; King, Isaiah 1-(-2).
 PASSING: ARMY-Hopkins Jr., Kelvin 4-5-1-91. Buffalo- Jackson, Tyree 10-24-0-152.
 RECEIVING: ARMY-Harrison, Camden 1-37; Asberry, Jordan 1-25; Holt, Calen 1-22; Cline, Kjetil 1-7. Buffalo-Osborn, K.J. 4-82; Jones, Charlie 2-53; Rushing, George 2-3; Nunn, Antonio 1-9; Mabry, Tyler 1-5.
 Time of Game: 3:09, Attendance: 23,671

BUFFALO 34, CENTRAL MICHIGAN 24

OCT. 6, 2018 - KELLY/SHORTS STADIUM - MOUNT PLEASANT, MI

MOUNT PLEASANT, MI – The University at Buffalo football team rushed for a season-high 307 yards and three touchdowns to defeat Central Michigan, 34-24, at Kelly/Shorts Stadium on Saturday afternoon. It was UB's first-ever win at Central Michigan to improve to 5-1 overall and 2-0 in Mid-American Conference play.

UB's young running backs led the way. Redshirt-freshman Kevin Marks rushed for a career-high 167 yards and a touchdown. It was the second-most rushing yards by a UB freshman in the Bulls' FBS era behind Marquis Dwart's 173 yards against Akron in 2000. Freshman Jaret Patterson also rushed for a career high with 121 yards and a score.

"I think the thing that is really impressive is that when you have two young backs that are breaking tackles and getting yards after contact, it's pretty special, head coach Lance Leipold said."

While the running game paced the offense, the defense was led by its defensive backfield. The Bulls had a season-best four interceptions in the game. Brandon Williams, Cameron Lewis, Joey Banks and Aapri Washington all recorded interceptions in the game.

After Central Michigan kicked a field goal on its first possession, the Bulls drove right down the field and scored a touchdown on their first possession when Tyree Jackson found Tyler Mabry on a 6-yard touchdown pass. The Bulls would never trail again.

Midway through the second quarter, Jackson scored on a five-yard run to extend the UB lead to 14-3. Adam Mitcheson drilled a 26-yard field goal to give the Bulls a 17-3 lead at the half.

Central Michigan scored on its first drive of the second half to cut the UB lead to 17-10. However, Marks quickly silenced the Chippewas faithful, when, on the first play of Buffalo's ensuing drive, he ripped off a 70-yard touchdown run to regain a 14-point advantage for the Bulls.

Late in the third quarter, Central Michigan scored again to cut the UB advantage to 24-17. But, following a Lewis interception, Patterson rumbled in from 14 yards out to make it 31-17 early in the fourth quarter and silence the Chippewa threat.

The Bulls rolled up 434 yards of total offense. With the running game working so effectively, Jackson only needed to attempt 20 passes and threw for 127 yards and a score.

Khalil Hodge had seven tackles and Chuck Harris added six stops to lead the defense.

"We've been through enough close games," Leipold said. "I think our upperclassmen and our leaders have understood that's the way this conference is and you're going to have to play 60 minutes or 60 minutes-plus each and every Saturday. You've got to be able to keep going and our guys have really embraced that."

At 5-1, the Bulls are off to their best start since 1996 and their first 2-0 start to MAC play since the 2013 campaign. Buffalo will return home next Saturday to host Akron at UB Stadium. Kickoff is slated for noon.

SCORING BY QUARTER

Buffalo	7	10	7	10	34
Central Michigan	3	0	14	7	24

SCORING SUMMARY

CMU - Tice, Ryan 40 yd field goal
 UB - Mabry, Tyler 6 yd pass from Jackson, Tyree (Mitcheson, Adam kick)
 UB - Jackson, Tyree 5 yd run (Mitcheson, Adam kick)
 UB - Mitcheson, Adam 26 yd field goal
 CMU - Ross, Romello 10 yd run (Tice, Ryan kick)
 UB - Marks, Kevin 70 yd run (Mitcheson, Adam kick)
 CMU - Sullivan, JaCorey 23 yd pass from Lazzaro, Tommy (Tice, Ryan kick)
 UB - Patterson, Jaret 14 yd run (Mitcheson, Adam kick)
 UB - Mitcheson, Adam 27 yd field goal
 CMU - Hicks, Julian 9 yd pass from Poljan, Tony (Tice, Ryan kick)

TEAM STATISTICS

	UB	CMU
FIRST DOWNS	22	19
NET YARDS RUSHING	307	168
NET YARDS PASSING	127	172
Completions-Attempts-Int	10-20-1	14-33-4
TOTAL OFFENSE YARDS	434	340
Fumbles: Number-Lost	2-0	0-0
Penalties: Number-Yards	4-38	10-60
Punt returns: Number-Yards-TD	2-14-0	1-7-0
Kickoff returns: Number-Yds-TD	4-92-0	3-73-0
Interceptions: Number-Yds-TD	0-0-0	1-0-0
Third-Down Conversions	4 of 12	7 of 16
Fourth-Down Conversions	1 of 1	1 of 1
Red-Zone Scores-Chances	5-6	3-3
Sacks By: Number-Yards	2-3	2-9

INDIVIDUAL STATISTICS

RUSHING: Buffalo-Marks, Kevin 18-167; Patterson, Jaret 18-121; TEAM 2-10; Osborn, K.J. 2-6; Reed, Emmanuel 4-5; Jackson, Tyree 4-(-2). CMU-Lazzaro, Tommy 18-102; Spalding, Devon 4-19; Ross, Romello 3-14; Hicks, Julian 1-12; Lewis, Kobe 2-12; Ward, Jonathan 7-9.
 PASSING: Buffalo-Jackson, Tyree 10-20-1-127. CMU-Lazzaro, Tommy 9-23-4-117; Poljan, Tony 5-10-0-55.
 RECEIVING: Buffalo-Osborn, K.J. 4-80; Mabry, Tyler 3-33; Patterson, Jaret 2-10; Hawkins, Johnathan 1-4. CMU-Sullivan, JaCorey 4-74; Spalding, Devon 4-43; Cole, Cameron 2-15; Hicks, Julian 2-14; Law, Drayton 1-28; Ward, Jonathan 1-(-2).
 Time of Game: 3:13, Attendance: 14,044



2018 GAME RECAPS

2019 BUFFALO FOOTBALL

BUFFALO 24, AKRON 6

OCT. 13, 2018 • UB STADIUM • BUFFALO, NY

BUFFALO, NY – The University at Buffalo football team used its finest defensive effort of the season to defeat Akron, 24-6, at UB Stadium on Saturday afternoon in front of a homecoming crowd of nearly 20,000. It was the Bulls' sixth win of the season, making them bowl eligible for just the fourth time in program history.

Buffalo allowed only 235 yards of total offense, its lowest total allowed since allowing 223 yards against Colgate in last season's home opener. The Bulls held their opponent out of the endzone for the first time since the 2013 campaign.

"I'm really proud of our groups," head coach Lance Leipold said. "Our defensive effort I thought was outstanding, keeping them out of the end zone. Especially as you get to this point in the year when you're starting to get banged up in some spots. You're starting to see different guys at different times. Last week we had some guards step in. You saw a lot of those guys today. You're seeing the young freshmen and I think that's important because it wasn't the cleanest of first halves obviously, and for us to work through that, I don't know if we could have done that two years ago."

The Bulls got off to a bit of a sluggish start and trailed, 3-0, midway through the first quarter. Late in the first quarter, Tyree Jackson, who wore #41 in the game in honor of Solomon Jackson, rolled to his right and found George Rushing for a 17-yard touchdown pass to give the Bulls the lead for good, 7-3.

Adam Mitcheson kicked a 30-yard field goal midway through the second quarter to extend the UB lead to 10-3. An Akron field goal, as time expired before halftime, cut the UB advantage to 10-6, but that would be all the points the Zips would get.

The Bulls seemed to get the ground game rolling in the second half and Jaret Patterson played a big part. The freshman running back rushed for 54 of his game-high 91 yards in the third quarter and his 4-yard touchdown run gave the Bulls a 17-6 lead with 1:56 left in the third quarter.

The UB defense ratcheted up the pressure in the second half and did so with the help of reserve Taylor Riggins. The sophomore defensive end had back-to-back sacks and, on Akron's next drive, his quarterback hurry led to a Jordan Collier interception. The Bulls capitalized on their next drive when Jackson scored on a quarterback sneak to extend the UB lead to 24-6.

Khalil Hodge led the Bulls with 12 tackles and had 1.5 of the Bulls' seven tackles for loss in the game. Along with his interception, Collier added three tackles and 1.5 tackles for loss. The Bulls also forced four fumbles in the game and had five pass pickups.

The Bulls had a balanced offensive attack, rushing for 223 yards and passing for 212 more. Jackson threw for 212 yards and a touchdown. He also did damage with his legs, rushing for a season-high 57 yards and a score. Patterson rushed for 91 yards on 17 carries and Kevin Marks, making his first career start, finished with 64 yards on 15 tries.

K.J. Osborn posted his second 100-yard receiving game of the season with 116 yards on six catches. Anthony Johnson was back in the lineup after missing most of the last two games with an injury and had a pair of catches for 44 yards, including a spectacular one-handed grab for 28 yards.

The Bulls are 6-1 for the first time since the 1959 season. They will next play at Toledo next Saturday at noon.

SCORING BY QUARTER

Akron	3	3	0	0	6
Buffalo	7	3	7	7	24

SCORING SUMMARY

AKRON - Gasser, Nick 48 yd field goal
UB - Rushing, George 17 yd pass from Jackson, Tyree (Mitcheson, Adam kick)
UB - Mitcheson, Adam 30 yd field goal
AKRON - Gasser, Nick 44 yd field goal
UB - Patterson, Jaret 4 yd run (Mitcheson, Adam kick)
UB - Jackson, Tyree 1 yd run (Mitcheson, Adam kick)

TEAM STATISTICS

	AKRON	UB
FIRST DOWNS	13	20
NET YARDS RUSHING	120	223
NET YARDS PASSING	115	212
Completions-Attempts-Int	12-29-1	16-30-1
TOTAL OFFENSE YARDS	235	435
Fumbles: Number-Lost	4-0	0-0
Penalties: Number-Yards	5-46	5-45
Punt returns: Number-Yards-TD	3-7-0	2-10-0
Kickoff returns: Number-Yds-TD	3-44-0	0-0-0
Interceptions: Number-Yds-TD	1-0-0	1-0-0
Third-Down Conversions	3 of 14	8 of 17
Fourth-Down Conversions	1 of 1	1 of 1
Red-Zone Scores-Chances	0-0	3-3
Sacks By: Number-Yards	0-0	3-14

INDIVIDUAL STATISTICS

RUSHING: Akron-Edwards, Van 7-55; Nelson, Kato 14-37; Sands, Deltron 8-22; Bennett, Mykel 2-5; Morris, Jonah 1-1.
Buffalo-Patterson, Jaret 17-91; Marks, Kevin 15-64; Tyree, Jackson 7-57; Hawkins, Johnathan 2-8; Reed, Emmanuel 2-6; Osborn, K.J. 1-1; TEAM 1-(-2); Anderson, Theo 1-(-2).
PASSING: Akron-Nelson, Kato 12-29-1-115. Buffalo- Jackson, Tyree 16-30-1-212.
RECEIVING: Akron-Williams, Andre 3-47; Morris, Jonah 2-32; Stewart, Nate 2-7; Wolfley, Maverick 1-18; Burkhardt, Dustin 1-4; Bennett, Mykel 1-3; White, Keyondre 1-3; Brimage, Daishawn 1-1. Buffalo-Osborn, K.J. 6-116; Johnson, Anthony 2-44; Rushing, George 2-19; Patterson, Jaret 2-10; Marks, Kevin 2-5; Mabry, Tyler 1-11; Scott, Rodney 1-7.
Time of Game: 3:13, Attendance: 19,506

BUFFALO 31, TOLEDO 17

OCT. 20, 2018 • GLASS BOWL • TOLEDO, OH

TOLEDO, OH – The University at Buffalo football team rallied to score 24 unanswered points and erase a 17-7 halftime deficit to defeat Toledo, 31-17, at the Glass Bowl on Saturday afternoon. It was Buffalo's first ever win at Toledo and improved the Bulls to 7-1 overall and 4-0 in the Mid-American Conference.

It was a tale of two halves for the Bulls who struggled to get anything going in the first thirty minutes. UB uncharacteristically turned the ball over and allowed a number of sacks that helped lead to the 17-7 halftime deficit. However, after regrouping in the locker room, the Bulls came out and played like a totally different team in the second half.

The Bulls defense held Toledo, the MAC's highest-scoring offense, to zero points and just 65 yards of total offense in the second half. Buffalo's offense did the rest.

On their opening drive of the third quarter, the Bulls drove down the field and Adam Mitcheson drilled a 39-yard field goal to cut the Toledo lead to 17-10. Mitcheson's field goal was the 44th of his career, tying A.J. Principe for the school record for field goals.

A K.J. Osborn 20-yard punt return to the Toledo 32-yard line had the Bulls back in business and it only took them one play to cash in. Tyree Jackson connected with Anthony Johnson on a slant over the middle and the preseason All-American did the rest, eluding tacklers and darting to the endzone to tie the game at 17-17.

The Bulls came up with their second turnover of the second half when Brandon Williams intercepted a pass near midfield. Three plays later, Jaret Patterson raced into the endzone on a 6-yard touchdown run to give Buffalo its first lead of the game, 24-17, early in the fourth quarter.

Patterson wasn't done. The freshman running back scored on a 25-yard touchdown run with 2:49 left to ice the game for the Bulls.

"I'm so proud of this group for how they battled back," head coach Lance Leipold said. "There wasn't any panic at halftime. We had guys step up. When you see people step up, creating depth, you're creating confidence. Right now, all across the board, this team is playing with confidence."

Jackson shrugged off a shaky first half to throw for 326 yards and two touchdowns. Johnson, who had been limited in previous games with an injury, looked healthy and had four catches for 83 yards and two touchdowns.

K.J. Osborn tied a season high with seven catches for 90 yards. Tyler Mabry and George Rushing each posted career highs with six and five catches, respectively.

On the ground, Jaret Patterson led the Bulls with 90 yards and two touchdowns. Kevin Marks added 49 rushing yards.

The Bulls' hung their hats on their defense for this win. Khalil Hodge led Buffalo with a game-high 13 tackles and added a tackle for loss. Freshman James Patterson had the best game of his young career with nine tackles, a tackle for loss and a forced fumble that was recovered by Cameron Lewis.

The Bulls were without starting defensive end Chuck Harris and starting safety Joey Banks for the game. Myles Nicholas stepped up his play with six tackles, a sack and 1.5 tackles for loss. Taylor Riggins started in Harris' place and notched his third sack in the last two games.

SCORING BY QUARTER

Buffalo	0	7	10	14	31
Toledo	7	10	0	0	17

SCORING SUMMARY

TOLEDO - Koback, Bryant 70 yd run (Vest, Jameson kick)
UB - Johnson, Anthony 34 yd pass from Jackson, Tyree (Mitcheson, Adam kick)
TOLEDO - Vest, Jameson 38 yd field goal
TOLEDO - Johnson, Dontae 80 yd pass from Peters, Eli (Vest, Jameson kick)
UB - Mitcheson, Adam 39 yd field goal
UB - Johnson, Anthony 32 yd pass from Jackson, Tyree (Mitcheson, Adam kick)
UB - Patterson, Jaret 6 yd run (Mitcheson, Adam kick)
UB - Patterson, Jaret 25 yd run (Mitcheson, Adam kick)

TEAM STATISTICS

	UB	TOL
FIRST DOWNS	32	8
NET YARDS RUSHING	137	158
NET YARDS PASSING	326	137
Completions-Attempts-Int	25-46-3	7-21-2
TOTAL OFFENSE YARDS	463	295
Fumbles: Number-Lost	1-0	2-2
Penalties: Number-Yards	5-44	12-148
Punt returns: Number-Yards-TD	2-42-0	1-2-0
Kickoff returns: Number-Yds-TD	2-44-0	3-49-0
Interceptions: Number-Yds-TD	2-18-0	3-49-0
Third-Down Conversions	8 of 20	1 of 12
Fourth-Down Conversions	0 of 2	0 of 1
Red-Zone Scores-Chances	2-5	0-0
Sacks By: Number-Yards	2-9	5-23

INDIVIDUAL STATISTICS

RUSHING: Buffalo-Patterson, Jaret 20-90; Marks, Kevin 15-49; Tyree, Jackson 10-7; Hawkins, Johnathan 1-(-1); Reed, Emmanuel 1-(-2); TEAM 3-(-6). Toledo-Koback, Bryant 9-81; Seymour, Shakif 12-74; Thompkins, Art 6-12; Guardagni, Mitchell 2-(-9).
PASSING: Buffalo-Jackson, Tyree 25-46-3-326. Toledo-Peters, Eli 5-17-1-128; Guardagni, Mitchell 2-4-1-9.
RECEIVING: Buffalo-Osborn, K.J. 7-90; Mabry, Tyler 6-48; Rushing, George 5-43; Johnson, Anthony 4-83; Jones, Charlie 2-57; Marks, Kevin 1-5. Toledo-Johnson, Dontae 2-97; Phillips, Desmond 2-8; Johnson, Jon'Vea 1-19; Rosi, Drew 1-7; Seymour, Shakif 1-6.
Time of Game: 3:30, Attendance: 18,114



2018 GAME RECAPS

2019 BUFFALO FOOTBALL

BUFFALO 51, MIAMI (OH) 42

OCT. 30, 2018 • UB STADIUM • BUFFALO, NY

BUFFALO, NY – The University at Buffalo football team scored a season-high 51 points in a 51-42 win over Miami (OH) at UB Stadium on Tuesday night. It was the Bulls fourth straight win to keep them atop the Mid-American Conference East Division standings at 5-0 and 8-1 overall.

The Bulls rolled up a season-high 505 yards of total offense, mostly through the air thanks to a record-breaking performance by Anthony Johnson. The senior wideout finished with a single-game school record 238 receiving yards on eight catches and had three touchdowns grabs.

Quarterback Tyree Jackson accounted for six touchdowns in the game. The junior signal-caller threw for three touchdowns and ran for a career-best three more. Jackson threw for a season-high 358 yards in the game.

Trailing 7-0, the Bulls struck quickly, as Jackson connected with Johnson on a 75-yard touchdown pass on the Bulls' second play of the game to quickly tie the contest at 7-7. Following a Miami touchdown on its next possession, Jackson used his feet to score on a 7-yard touchdown run to once again tie the game at 14-14.

Following a blocked punt, Miami took its third lead of the game early in the second quarter to once again go ahead, 21-14. However, the Bulls struck back when, on 3rd-and-17, Jackson connected with Johnson again for a 20-yard score to tie the game.

Jackson's second touchdown run of the game came with just 38 seconds left in the half when he scored from five yards out to give Buffalo its first lead of the game, 28-21.

Capped by another Jackson touchdown run, this time from four yards out, the Bulls took the opening kickoff of the second half and drove 75 yards down the field to take a 35-21 lead in the game.

Johnson caught his third touchdown of the game on a 10-yard pass from Jackson to put the Bulls ahead, 42-28. However, in typical #MACtion fashion, Buffalo's 14-point lead didn't last long.

Following a 59-yard touchdown play from Miami, the RedHawks surprised the Bulls with an onside kick and recovered it. Miami capitalized and scored a touchdown in the closing seconds of the third quarter to tie the game at 42-42.

Midway through the fourth quarter, Jaret Patterson scored on a 4-yard run to give the Bulls the lead for good, 48-42. Patterson finished the game with 96 yards on a career-high 23 carries.

With 3:54 left, Adam Mitcheson drilled a 37-yard field goal to extend the Buffalo lead to 51-42 and put the game on ice. It was the senior kicker's 45th career field goal, setting a new school record.

Despite giving up 42 points, the Bulls played good defense down the stretch, when it mattered most. Kadofi Wright had a strip sack that was recovered by James Patterson to helped seal the win. Khalil Hodge had 11 tackles, a sack and two tackles for loss to lead the Bulls. Buffalo tied a season high with six sacks in the game.

SCORING BY QUARTER

Miami (OH)	14	7	21	0	42
Buffalo	14	14	14	9	51

SCORING SUMMARY

MIAMI - Ragland, Gus 27 yd run (Sloman, Sam kick)
UB - Johnson, Anthony 75 yd pass from Jackson, Tyree (Mitcheson, Adam kick)
MIAMI - Smith, Alonzo 2 yd run (Sloman, Sam kick)
UB - Jackson, Tyree 7 yd run (Mitcheson, Adam kick)
MIAMI - Ragland, Gus 1 yd run (Sloman, Sam kick)
UB - Johnson, Anthony 20 yd pass from Jackson, Tyree (Mitcheson, Adam kick)
UB - Jackson, Tyree 5 yd run (Mitcheson, Adam kick)
UB - Jackson, Tyree 4 yd run (Mitcheson, Adam kick)
MIAMI - Smith, Alonzo 1 yd run (Sloman, Sam kick)
UB - Johnson, Anthony 10 yd pass from Jackson, Tyree (Mitcheson, Adam kick)
MIAMI - Young, Kenny 59 yd pass from Ragland, Gus (Sloman, Sam kick)
MIAMI - Ragland, Gus 1 yd run (Sloman, Sam kick)
UB - Patterson, Jaret 4 yd run (Mitcheson, Adam kick failed)
UB - Mitcheson, Adam 37 yd field goal

TEAM STATISTICS

	MIA (OH)	UB
FIRST DOWNS	23	26
NET YARDS RUSHING	140	147
NET YARDS PASSING	313	358
Completions-Attempts-Int	20-35-0	20-35-0
TOTAL OFFENSE YARDS	453	505
Fumbles: Number-Lost	1-1	1-0
Penalties: Number-Yards	13-139	11-100
Punt returns: Number-Yards-TD	1-0-0	1-2-0
Kickoff returns: Number-Yds-TD	3-44-0	0-0-0
Interceptions: Number-Yds-TD	4-124-0	1-43-0
Third-Down Conversions	6 of 14	8 of 14
Fourth-Down Conversions	2 of 4	1 of 1
Red-Zone Scores-Chances	4-4	7-7
Sacks By: Number-Yards	2-9	6-20

INDIVIDUAL STATISTICS

RUSHING: Miami-Smith, Alonzo 13-63; Ragland, Gus 16-53; Young, Kenny 9-39; Thomas, Maurice 3-(-15). Buffalo-Patterson, Jaret 23-96; Jackson, Tyree 10-22; Reed, Emmanuel 2-18; Osborn, K.J. 1-13; Marks, Kevin 1-0.
PASSING: Miami-Ragland, Gus 20-35-0-313. Buffalo-Jackson, Tyree 20-34-0-358; Johnson, Anthony 0-1-0-0.
RECEIVING: Miami-Sorenson, Jack 7-94; Young, Kenny 5-95; Homer, Andrew 2-37; Becker, Nate 2-30; Walker, Jalen 1-21; Bester, Jaylon 1-20; Mayock, Luke 1-10; Robinson, Dom 1-6. Buffalo-Johnson, Anthony 8-238; Mabry, Tyler 4-39; Osborn, K.J. 4-34; Rushing, George 2-17; Lefebvre, Zac 1-25; Jones, Charlie 1-5.
Time of Game: 3:40, Attendance: 15,682

BUFFALO 48, KENT STATE 14

NOV. 6, 2018 • UB STADIUM • BUFFALO, NY

BUFFALO, NY – The University at Buffalo football team cruised to a 48-14 win over Kent State on Tuesday night at UB Stadium to improve to 9-1 on the year – its best start in school history. The Bulls also improved to 6-0 in Mid-American Conference play for the first time since joining the league in 1999.

In blustery conditions, with wins over 25 miles per hour, the Bulls relied on a steady dose of the ground game and rushed for a season-best 358 yards in the game. Jaret Patterson set the tone early by ripping off a 64-yard touchdown run on the second play from scrimmage to quickly give the Bulls a 7-0 lead. The freshman running back ran for a career-high 187 yards and two touchdowns on 18 carries.

The Bulls scored on each of their first four drives of the game and five of their first six possessions. Five different Bulls scored rushing touchdowns in the game. Along with Patterson's two scores, Tyree Jackson (1 yd), Emmanuel Reed (2 yds), Kevin Marks (5 yds) and Theo Anderson (11 yds) also scored rushing touchdowns.

Jackson attempted only 16 passes in the game, but threw a three-yard touchdown to Anthony Johnson early in the third quarter to extend the UB lead to 41-0. It was Johnson's sixth touchdown catch in the last three games. Jackson finished the game with 111 yards passing.

A week after giving up 42 points to Miami (OH), the Buffalo defense played its most dominant game of the season. The Bulls held Kent State to just 34 yards of total offense through the first three quarters.

Matt Otwinowski filled in admirably for Khalil Hodge at middle linebacker. With Hodge out for the first half for his targeting penalty in last week's game, Otwinowski earned the first start of his career. The junior from Indiana led the Bulls with eight tackles and had a tackle for loss in the game.

Justin Brandon, one of 20 seniors honored before the game, had a career-best two sacks on the night. As a team, the Bulls had eight tackles for loss.

"I'm very proud and pleased with the way we played," head coach Lance Leipold said. "I think the thing that made the difference was getting off to the good start, getting the field position, scoring early and then being able to play a lot of guys in the second half."

Buffalo will travel to Ohio next Wednesday for a chance to win the MAC East Division Championship.

SCORING BY QUARTER

Kent State	0	0	0	14	14
Buffalo	21	13	14	0	48

SCORING SUMMARY

UB - Patterson, Jaret 64 yd run (Mitcheson, Adam kick)
UB - Jackson, Tyree 1 yd run (Mitcheson, Adam kick)
UB - Reed, Emmanuel 2 yd run (Mitcheson, Adam kick)
UB - Marks, Kevin 5 yd run (Mitcheson, Adam kick blocked)
UB - Patterson, Jaret 21 yd run (Mitcheson, Adam kick)
UB - Johnson, Anthony 3 yd pass from Jackson, Tyree (Mitcheson, Adam kick)
UB - Anderson, Theo 11 yd run (Mitcheson, Adam kick)
KENT - Crum, Dustin 2 yd run (Trickett, Matthew kick)
KENT - Carrigan, Mike 11 yd pass from Crum, Dustin (Trickett, Matthew kick)

TEAM STATISTICS

	KENT	UB
FIRST DOWNS	12	22
NET YARDS RUSHING	100	358
NET YARDS PASSING	83	120
Completions-Attempts-Int	12-28-0	9-21-0
TOTAL OFFENSE YARDS	183	478
Fumbles: Number-Lost	0-0	1-1
Penalties: Number-Yards	4-35	3-20
Punt returns: Number-Yards-TD	0-0-0	5-60-0
Kickoff returns: Number-Yds-TD	0-0-0	2-26-0
Interceptions: Number-Yds-TD	0-0-0	0-0-0
Third-Down Conversions	6 of 18	6 of 15
Fourth-Down Conversions	1 of 2	3 of 6
Red-Zone Scores-Chances	2-2	5-6
Sacks By: Number-Yards	0-0	2-18

INDIVIDUAL STATISTICS

RUSHING: Kent-Crum, Dustin 10-66; Shaw, Jo-Ei 20-50; Rankin, Justin 4-5; Dizon, Antwan 1-(-8); Barrett, Woody 5-(-13). Buffalo-Patterson, Jaret 18-187; Reed, Emmanuel 9-58; Marks, Kevin 10-37; Anderson, Theo 7-32; McDuffie, Dylan 6-16; Hawkins, Johnathan 1-15; Jackson, Tyree 4-8; Vantrease, Kyle 1-4; Johnson, Dominic 1-1.
PASSING: Kent-Crum, Dustin 8-15-0-56; Barrett, Woody 6-13-0-27. Buffalo-Jackson, Tyree 7-16-0-111; Vantrease, Kyle 2-5-0-9.
RECEIVING: Kent-Dixon, Antwan 4-14; Price, Kavious 3-25; James, Raekwon 2-16; Carrigan, Mike 2-13; McFadden, Lon'kevious 2-4; Dulka, Adam 1-11. Buffalo-Johnson, Anthony 3-26; Jones, Charlie 2-43; Lefebvre, Zac 2-9; Osborn, K.J. 1-31; Scott, Rodney 1-11.
Time of Game: 3:07, Attendance: 15,078



2018 GAME RECAPS

2019 BUFFALO FOOTBALL

OHIO 52, BUFFALO 17

NOV. 14, 2018 • PEDEN STADIUM • ATHENS, OH

ATHENS, OH – In a series won by the home team every year since 2010, Ohio held serve, defeating the University at Buffalo football team, 52-17, at Peden Stadium on Wednesday night. It was the Bulls first conference and road loss of the season. At 9-2 overall and 6-1 in the Mid-American Conference, Buffalo will play at Bowling Green next week with a chance to clinch to MAC East Division title.

It was a promising start for Buffalo as the Bulls drove 75 yards on seven plays and scored on a four-yard touchdown run by Tyree Jackson on their first possession of the game. Jackson connected with Anthony Johnson on a 48-yard pass play on third down to help set up the score.

However, the rest of the night belonged to the Bobcats. Ohio capitalized on three first-half Buffalo turnovers and scored on seven straight possessions to build their lead. Trailing 24-7 midway through the second quarter, Jackson ripped off a 55-yard to the Ohio five-yard line before having the ball jarred loose and recovered by the Bobcats. That's the kind of night it was for the Bulls.

Johnson had six catches for 95 yards in the game to lead the offense. Jackson had a season-high 70 yards on three carries to lead Buffalo's rushing attack. Kevin Marks rushed for 54 yards on nine carries and scored on a 14-yard touchdown run for his ninth score of the year.

Ohio, the preseason favorite to with the Mid-American Conference, rushed for 437 yards in the game and dominated the line of scrimmage.

"Ohio executed really well," head coach Lance Leipold. "That's a good football team. We've been saying it all along. But we did not play well in any area. We had a few flashes. We've got to own that and turn the page quickly and get this group ready to play at Bowling Green."

Brandon Williams had a career-high 11 tackles for the Bulls. Khalil Hodge also had 11 stops and added his first interception of the season.

Buffalo will next play at Bowling Green next Friday at noon. If the Bulls defeat the Falcons they will win the MAC East crown and earn a trip to Detroit to play in the MAC Championship.

SCORING BY QUARTER

Buffalo	7	3	0	7	17
Ohio	14	17	14	7	52

SCORING SUMMARY

UB - Jackson, Tyree 4 yd run (Mitcheson, Adam kick)
OHIO - Irons, Maleek 2 yd run (Zervos, Louie kick)
OHIO - Rourke, Nathan 2 yd run (Zervos, Louie kick)
OHIO - Buckner, Jerome 60 yd pass from Rourke, Nathan (Zervos, Louie kick)
OHIO - Zervos, Louie 22 yd field goal
OHIO - Ouellette, A.J. 8 yd run (Zervos, Louie kick)
UB - Mitcheson, Adam 40 yd field goal
OHIO - Ouellette, A.J. 8 yd pass from Rourke, Nathan (Zervos, Louie kick)
OHIO - White, Papi 27 yd pass from Rourke, Nathan (Zervos, Louie kick)
UB - Marks, Kevin 13 yd run (Mitcheson, Adam kick)
OHIO - Ouellette, A.J. 33 yd run (Zervos, Louie kick)

TEAM STATISTICS

	UB	OHIO
FIRST DOWNS	13	32
NET YARDS RUSHING	157	437
NET YARDS PASSING	120	209
Completions-Attempts-Int	10-23-3	17-27-1
TOTAL OFFENSE YARDS	277	646
Fumbles: Number-Lost	3-2	1-0
Penalties: Number-Yards	3-20	4-55
Punt returns: Number-Yards-TD	0-0-0	2-18-0
Kickoff returns: Number-Yds-TD	4-57-0	2-44-0
Interceptions: Number-Yds-TD	1-33-0	3-12-0
Third-Down Conversions	3 of 9	12 of 16
Fourth-Down Conversions	0 of 0	1 of 1
Red-Zone Scores-Chances	2-2	5-6
Sacks By: Number-Yards	1-5	0-0

INDIVIDUAL STATISTICS

RUSHING: Buffalo-Jackson, Tyree 3-70; Marks, Kevin 9-54; Patterson, Jaret 8-23; Anderson, Theo 1-8; Reed, Emmanuel 2-18. Ohio-Ouellette, A.J. 26-196; Irons, Maleek 12-92; Rourke, Nathan 7-77; Maxwell, Quinton 4-45; Neatherton, Jake 5-19; Burroughs, David 2-8.
PASSING: Buffalo-Jackson, Tyree 9-21-2-116; Johnson, Dominics 1-2-0-4. Ohio-Rourke, Nathan 17-26-1-209; Maxwell, Quinton 0-1-0-0.
RECEIVING: Buffalo-Johnson, Anthony 6-95; Jones, Charlie 2-16; Nunn, Antonio 1-8; Marks, Kevin 1-1. Ohio-White, Papi 8-84; Meyer, Andrew 4-41; Ouellette, A.J. 2-16; Buckner, Jerome 1-60; Brown, Connor 1-5; Odom, Cameron 1-3.
Time of Game: 3:09, Attendance: 13,839

BUFFALO 44, BOWLING GREEN 14

NOV. 23, 2018 • DOYT PERRY STADIUM • BOWLING GREEN, OH

BOWLING GREEN, OH – For the second time in school history, the University at Buffalo football team will play for the Mid-American Conference Championship after defeating Bowling Green, 44-14, at Doyt Perry Stadium on Friday afternoon. The Bulls won the MAC East title and will advance to Detroit to face Northern Illinois next Friday.

Buffalo (10-2, 7-1 MAC) dominated the line of scrimmage and, behind the blocking of their offense line, rushed for 332 yards and four touchdowns in the game. Jaret Patterson set the tone early with 88 yards and two touchdowns on only 11 carries. He opened the scoring with a 40-yard touchdown run. The freshman running back added an 11-yard TD in the second quarter.

Kevin Marks also scored on touchdown runs of one and three yards and finished with 63 yards in the game. Buffalo's leading rusher was Emmanuel Reed who had a game-high 109 yards on only 15 carries.

With the game tied, 7-7, midway through the first quarter, Tyree Jackson connected with George Rushing on a 37-yard touchdown pass, on fourth down, to give the Bulls a 13-7 lead.

Bowling Green crossed midfield on its next possession, before the UB defense made a play that change the course of the entire game. Khalil Hodge jarred the ball loose from Falcon receiver Scott Miller and Brandon Williams scooped up the ball and raced 69 yards for a touchdown to extend the Buffalo lead to 20-7 early in the second quarter.

Patterson and Marks each had touchdown runs later in the second quarter to give the Bulls a 34-7 lead at the half.

Nursing a big lead, Buffalo worked the clock in the second half. Marks added his second rushing touchdown of the game late in the third quarter and Alex McNulty made his first career field goal, a 21-yarder, in the fourth quarter to make the score 41-7.

The Bulls held Bowling Green to 205 yards of total offense, including only 58 yards on the ground. Buffalo forced two turnovers in the game. Besides Williams' fumble return, Tatum Slack added his first career interception.

Khalil Hodge led the UB defense with seven tackles, to move into third place in school history with 406 career tackles. He became the fastest player in school history to reach 400 tackles, doing so in only three seasons.

"We have an awfully excited group in there and on a Thanksgiving weekend, I just told the team how thankful I was to be their head coach," head coach Lance Liepold said. "They've gone through a lot. They've worked really hard for this opportunity and to win 10 games and play for a championship is pretty special."

The 10 wins are a school record for a single season and the 7-1 finish in MAC play is the team's best since joining the conference in 1999.

Buffalo will next meet Northern Illinois in the Mid-American Conference Championship Game next Friday at Ford Field. The game will kick off at 7 pm and air on ESPN2. The Bulls will look to repeat history, 10 years after winning the 2008 MAC title.

SCORING BY QUARTER

Buffalo	13	21	7	3	44
Bowling Green	7	0	0	7	14

SCORING SUMMARY

UB - Patterson, Jaret 40 yd run (Mitcheson, Adam kick)
BGSU - Miller, Scott 7 yd pass from Doege, Jarret (Needham, Nate kick)
UB - Rushing, George 37 yd pass from Jackson, Tyree (Mitcheson, Adam kick blocked)
UB - Williams, Brandon 69 yd fumble recovery (Mitcheson, Adam kick failed)
UB - Patterson, Jaret 11 yd run (Osborn, K.J. pass from Jackson, Tyree)
UB - Marks, Kevin 1 yd run (McNulty, Alex kick)
UB - Marks, Kevin 3 yd run (McNulty, Alex kick)
UB - McNulty, Alex 21 yd field goal
BGSU - Miller, Scott 63 yd pass from Loy, Grant (Needham, Nate kick)

TEAM STATISTICS

	UB	BGSU
FIRST DOWNS	30	6
NET YARDS RUSHING	332	58
NET YARDS PASSING	151	147
Completions-Attempts-Int	12-22-1	9-18-1
TOTAL OFFENSE YARDS	483	205
Fumbles: Number-Lost	0-0	1-1
Penalties: Number-Yards	4-25	4-40
Punt returns: Number-Yards-TD	1-0-0	1-6-0
Kickoff returns: Number-Yds-TD	0-0-0	0-0-0
Interceptions: Number-Yds-TD	1-11-0	1-0-0
Third-Down Conversions	11 of 18	1 of 8
Fourth-Down Conversions	3 of 3	0 of 0
Red-Zone Scores-Chances	4-5	1-1
Sacks By: Number-Yards	2-17	0-0

INDIVIDUAL STATISTICS

RUSHING: Buffalo-Reed, Emmanuel 15-109; Patterson, Jaret 11-88; Marks, Kevin 21-63; McDuffie, Dylan 8-54; Anderson, Theo 4-20; Jackson, Tyree 1-2; Team 2-(-4). BGSU-Loy, Grant 5-36; Frye, Rico 3-22; Clair, Andrew 6-13; Denley, Bryson 2-6; Team 1-(-2); Doege, Jarret 2-(-17).
PASSING: Buffalo-Jackson, Tyree 12-20-1-151; Vantrease, Kyle 0-2-0-0. BGSU-Doege, Jarret 8-17-1-84; Loy, Grant 1-1-0-63.
RECEIVING: Buffalo-Johnson, Anthony 4-26; Marks, Kevin 3-18; Jones, Charlie 1-47; Rushing, George 1-37; Hawkins, Johnathan 1-9; Osborn, K.J. 1-8; Mabry, Tyler 1-6. BGSU-Miller, Scott 4-115; Morris, Quintin 2-19; Wayne, Prather 2-8; Sawmiller, Justin 1-5.
Time of Game: 3:04, Attendance: 10,518



2018 GAME RECAPS

2019 BUFFALO FOOTBALL

NORTHERN ILLINOIS 30, BUFFALO 29

NOV. 30, 2018 • FORD FIELD • DETROIT, MI

DETROIT, MI – Northern Illinois struck on a 35-yard touchdown pass with 1:09 remaining in the game to defeat the University Buffalo football team, 30-29, in the Mid-American Conference Championship game at Ford Field on Friday night. The final touchdown gave the Huskies their first lead of the game.

The Buffalo offense was rolling early, scoring on each of its first five possessions of the game. Each of the Bulls' first two scoring drives were 94 yards. Kevin Marks got the Bulls on the board first with a three-yard touchdown run to give UB a 7-0 lead midway through the first quarter.

The Bulls took a 13-0 lead on the first play of the second quarter when Tyree Jackson connected with Anthony Johnson on a 13-yard fade in the corner of the endzone. The Huskies responded with a touchdown pass on their next possession to cut the UB lead to 13-7.

Jackson and Johnson connected again on a 26-yard touchdown pass on Buffalo's next drive to extend the Buffalo lead to 19-7 with 5:41 left in the half. Following a Northern Illinois field goal to cut the lead to 19-10, the Bulls marched down the field in the closing minute of the second quarter and Adam Mitcheson made a 24-yard field goal to give the Bulls a 22-10 lead at the break.

The Bulls took the opening kickoff of the second half and marched 75 yards on eight plays. Jaret Patterson ran up the middle for a 9-yard touchdown to extend the lead to 29-10. However, those would be the final points of the game for the Bulls.

Northern Illinois scored 20 points in the final 15:17 of the contest, all on passing touchdowns to pull out the one-point victory. Huskie quarterback Marcus Childers threw for a career-high 300 yards and four touchdowns to lead the comeback.

A big turning point in the game came with just under six minutes to play when, with the Bulls leading 29-24 and the ball near midfield, Jackson called his own number and ran for 19 yards to the NIU 29. However, a holding call brought the ball back to Buffalo's own 42-yard line. The Bulls would end up having to punt, setting up the Huskies' game-winning drive.

Buffalo worked the ball to the Northern Illinois 41-yard-line in the closing minute, but turned the ball over on downs to end the game.

The Bulls were successful running the ball against a stout NIU defense, ranked first in the MAC. Marks and Patterson each rushed for 72 yards and a touchdown in the game.

Jackson finished with 252 yards and two touchdowns through the air. Johnson was his favorite target as the senior wideout finished with seven catches for 124 yards and two scores. K.J. Osborn added three catches for 66 yards in the game.

As he's done all season, Khalil Hodge led the Buffalo defense with nine tackles and a sack. James Patterson had seven tackles and another of the Bulls' four sacks in the game. Tatum Slack had his second interception in as many games.

"This one stings and it's going to for this group, because they've worked so hard," head coach Lance Leipold said. "We have to move on. We'll get together on Sunday and hopefully find out where we go."

Buffalo is now 10-3 on the season and will await to see which bowl game it is selected to play in.

SCORING BY QUARTER

Northern Illinois	0	10	7	13	30
Buffalo	7	15	7	0	29

SCORING SUMMARY

UB - Marks, Kevin 3 yd run (McNulty, Alex kick)
UB - Johnson, Anthony 13 yd pass from Jackson, Tyree (McNulty, Alex kick failed)
NIU - Tears, Spencer 13 yd pass from Childers, Marcus (Gantz, Andrew kick)
UB - Johnson, Anthony 26 yd pass from Jackson, Tyree (Jackson, Tyree pass failed)
NIU - Gantz, Andrew 39 yd field goal
UB - Mitcheson, Adam 24 yd field goal
UB - Patterson, Jaret 9 yd run (Mitcheson, Adam kick)
NIU - Brown, D.J. 28 yd pass from Childers, Marcus (Gantz, Andrew kick)
NIU - Tears, Spencer 32 yd pass from Childers, Marcus (Gantz, Andrew kick)
NIU - Brown, D.J. 35 yd pass from Childers, Marcus (Childers, Marcus pass failed)

TEAM STATISTICS

	NIU	UB
FIRST DOWNS	23	26
NET YARDS RUSHING	109	142
NET YARDS PASSING	300	252
Completions-Attempts-Int	21-33-1	18-35-0
TOTAL OFFENSE YARDS	409	394
Fumbles: Number-Lost	0-0	0-0
Penalties: Number-Yards	7-91	3-20
Punt returns: Number-Yards-TD	1-4-0	0-0-0
Kickoff returns: Number-Yds-TD	1-16-0	3-62-0
Interceptions: Number-Yds-TD	0-0-0	1-13-0
Third-Down Conversions	3 of 3	7 of 15
Fourth-Down Conversions	0 of 0	1 of 1
Red-Zone Scores-Chances	2-2	4-4
Sacks By: Number-Yards	4-37	4-22

INDIVIDUAL STATISTICS

RUSHING: NIU-Childers, Marcus 15-58; Harbison, Tre 11-35; Nettles, Jordan 4-19; Brown, D.J. 1-4; TEAM 1-(-3); Jones, Marcus 2-(-4). Buffalo-Marks, Kevin 17-72; Patterson, Jaret 18-72; Jackson, Tyree 7-(-2).
PASSING: NIU-Childers, Marcus 21-33-1-300. Buffalo-Jackson, Tyree 18-35-0-252.
RECEIVING: NIU-Tears, Spencer 6-73; Brown, D.J. 4-84; Brinkman, Mitch 2-42; Wesley, Juan 2-42; Tucker, Cole 2-30; Robinson, Dennis 2-16; Jones, Marcus 1-12; Harmston, Ty 1-1. Buffalo-Johnson, Anthony 7-124; Osborn, K.J. 3-66; Patterson, Jaret; Lefebvre, Zach 2-14; Marks, Kevin 2-13; Jones, Charlie 1-8; Mabry, Tyler 1-8.
Time of Game: 3:28, Attendance: 10,255

TROY 42, BUFFALO 32

DEC. 22, 2018 • LADD-PEEBLES STADIUM • MOBILE, AL

MOBILE, AL – The University at Buffalo football team uncharacteristically turned the ball over four times and it proved to be the difference in a 42-32 loss to Troy in the Dollar General Bowl held at Ladd-Peebles Stadium on Saturday night. The Trojans were able to score 14 points off turnovers and had possession of the ball for much of the second half.

It started out well for the Bulls as, like they had done many times this season, went right down and scored on their first possession of the game. After Antonio Nunn hauled in a deflected pass for a 51-yard gain, Jaret Patterson scored on an 11-yard touchdown run to give Buffalo a quick 7-0 lead.

Troy needed just three plays to tie the game, as Trojan quarterback Sawyer Smith hit a streaking Tray Eafford in stride for a 60-yard touchdown.

The Bulls mounted a 14-play, 96-yard drive, early in the second quarter, and Kevin Marks capped the drive with a 1-yard touchdown dive to give the Bulls a 14-7 lead with 11:06 left in the half.

After the Trojans tied the game at 14-14 with 6:15 left in the second quarter, the Bulls mounted a 10-play, 41-yard drive and Adam Mitcheson drilled a 41-yard field goal with 52 seconds left to give UB a 17-14 lead at the half.

The Trojans took the opening kick of the second half and kept their offense on the field for the entire third quarter. After mounting a 75-yard scoring touchdown drive on their first possession to take a 21-17 lead, Troy surprised the Bulls with an inside kick and got the ball right back. However, with the ball inside the UB 5-yard line and it looking like Troy was going to score again, James Patterson came up with a big hit to jar the ball loose from the Trojans quarterback. Safety Tyrone Hill scooped it up and dashed 93-yards for a touchdown to put the Bulls back up, 24-21.

However, a gassed UB defense remained on the field and Troy capitalized. The Trojans needed 12 plays to drive 69 yards and scored on a 2-yard touchdown pass to regain a 28-24 lead early in the fourth quarter. Following a 3-and-out by the Bulls, Troy struck again, connected on a 45-yard touchdown pass to build its lead to 35-24 with 11:25 left in the game.

The Bulls didn't give up. K.J. Osborn made a spectacular one-handed touchdown grab to cut the deficit to 35-30. On the ensuing 2-point conversion try, Tyree Jackson scrambled, eluded rushers and found Nunn in the endzone for the conversion. The Bulls trailed 35-32 with 7:24 left in the game.

Following a Wesley Scott third-down sack, the Bulls got the ball back on their own 21-yard line with 3:28 left and trailing by three. However, on the first play of the drive, Jackson was sacked and fumbled the ball. It was recovered by Troy. On the very next play, the Trojans ran it in for a touchdown to extend their lead to 42-32.

Despite the loss, a number of Bulls finished the season by hitting significant milestones. Patterson rushed for 67 yards in the game to put him over 1,000 for the season. With 1,013 yards on the year, he became the first freshman running back in school history to rush for 1,000 yards in a season.

Anthony Johnson had 67 yards on five catches to go over 1,000 yards on the year. He became just the third player in school history to have two 1,000-yard seasons in a career.

Jackson threw for 274 yards in the game to put him over 3,000 for the season. He joined Drew Willy (2008) as just the second quarterback in school history to throw for 3,000 yards in a single season with 3,131.

In addition, All-MAC center James O'Hagan made his 50th career start for the Bulls. He became just the second player in school history to start 50 games in a career (Pete Bittner was the other).

The Bulls finished the 2018 campaign with a school-record 10 wins and advanced to a bowl game for just the third time school history.

SCORING BY QUARTER

Buffalo	7	10	7	8	32
Troy	7	7	7	21	42

SCORING SUMMARY

UB - Patterson, Jaret 11 yd run (Mitcheson, Adam kick)
Troy - Eafford, Tray 60 yd pass from Smith, Sawyer (Sumpter, Tyler kick)
UB - Marks, Kevin 13 yd run (Mitcheson, Adam kick)
Troy - Willis, Damion 7 yd pass from Smith, Sawyer (Sumpter, Tyler kick)
UB - Mitcheson, Adam 41 yd field goal
Troy - Smith, B.J. 2 yd run (Sumpter, Tyler kick)
UB - Hill, Tyrone 93 yd fumble return (Mitcheson, Adam kick)
Troy - Willis, Damion 2 yd pass from Smith, Sawyer (Sumpter, Tyler kick)
Troy - Davis, Sidney 45 yd pass from Smith, Sawyer (Sumpter, Tyler kick)
UB - Osborn, K.J. 3 yd pass from Jackson, Tyree (Nunn, Antonio pass from Jackson, Tyree)
Troy - Davis, Sidney 20 yd run (Sumpter, Tyler kick)

TEAM STATISTICS

	UB	TROY
FIRST DOWNS	20	21
NET YARDS RUSHING	102	113
NET YARDS PASSING	274	320
Completions-Attempts-Int	20-35-1	31-44-0
TOTAL OFFENSE YARDS	376	433
Fumbles: Number-Lost	6-3	2-1
Penalties: Number-Yards	5-39	8-65
Punt returns: Number-Yards-TD	0-0-0	1-3-0
Kickoff returns: Number-Yds-TD	3-58-0	4-98-0
Interceptions: Number-Yds-TD	0-0-0	1-18-0
Third-Down Conversions	5 of 12	9 of 16
Fourth-Down Conversions	2 of 2	0 of 2
Red-Zone Scores-Chances	3-4	4-6
Sacks By: Number-Yards	1-5	3-18

INDIVIDUAL STATISTICS

RUSHING: UB-Patterson, Jaret 15-67; Marks, Kevin 10-40; Jackson, Tyree 7-(-4). Troy-Smith, B.J. 20-93; Davis, Sydney 1-20; Jones, Marcus 1-4; Daughtry-Frye, Jabir 1-2; Smith, Sawyer 3-(-1).
PASSING: UB-Jackson, Tyree 20-35-1-274. Troy-Smith, Sawyer 31-44-0-320.
RECEIVING: UB-Johnson, Anthony 5-67; Nunn, Antonio 4-87; Osborn, K.J. 4-57; Mabry, Tyler 2-17; Marks, Kevin 2-12; Patterson, Jaret 1-23; Overton, Tito 1-7; Rushing, George 1-4. Troy-Willis, Damion 13-101; Davis, Sydney 4-62; Douglas, Deondre 4-35; Jones, Marcus 4-28; Eafford, Tray 3-69; Daughtry-Frye Jabir 1-17; Whittemore, Luke 1-5; Smith, B.J. 1-3.
Time of Game: 3:34, Attendance: 31,818



RUSHING RECORDS

-----GAME-----

YARDS

PLAYER	YARDS	ATT	OPPONENT
1. Jordan Johnson	282	24	Akron (10/27/16)
2. Alan Bell	266	26	Duquesne (11/2/91)
3. Branden Oliver	249	34	Ohio (11/5/13)
4. Branden Oliver	238	25	Morgan State (9/8/12)
5. Anthonie Taylor	237	36	at Massachusetts (11/28/14)
6. Branden Oliver	235	29	Akron (11/19/11)
7. O.D. Underwood	232	36	Rochester (9/27/86)
8. James Starks	231	34	Toledo (10/13/07)
9. Anthonie Taylor	222	36	Miami (OH) (9/27/14)
10. Anthonie Taylor	219	36	at Bowling Green (10/4/14)

ATTEMPTS

PLAYER	ATT	YARDS	OPPONENT
1. Branden Oliver	43	216	Massachusetts (10/19/13)
2. O.D. Underwood	41	182	Ithaca (10/18/86)
3. James Starks	37	151	at Akron (11/13/08)
4. O.D. Underwood	36	232	Rochester (9/27/86)
James Starks	36	183	Ohio (10/6/07)
Anthonie Taylor	36	237	at Massachusetts (11/28/14)
Anthonie Taylor	36	219	at Bowling Green (10/4/14)
Anthonie Taylor	36	222	Miami (OH) (9/27/14)
9. Anthony Swan	35	147	Boston Univ. (11/18/95)
Branden Oliver	35	114	at Pittsburgh (9/3/11)

TOUCHDOWNS

PLAYER	TDS	OPPONENT
1. Lou Corriere	6	Hobart (11/7/42)
2. Anthony Swan	5	Fordham (9/2/95)
3. Pat Whitehead	4	Albany (11/6/82)
Anthony Swan	4	Illinois Swan (8/29/96)
Branden Oliver	4	at Kent State (10/26/13)
6. 21 tied with	3	at Kent State (9/30/17)
<i>Last Emmanuel Reed</i>		



BRANDEN OLIVER



JORDAN JOHNSON



RUSHING RECORDS

----- 100-YARD RUSHERS (SINCE 1999) -----

YDS	PLAYER	YEAR	OPPONENT	ATT
282	Jordan Johnson	2016	Akron	24
249	Branden Oliver	2013	Ohio	34
238	Branden Oliver	2012	Morgan State	25
237	Anthone Taylor	2014	Massachusetts	36
235	Branden Oliver	2011	Akron	29
231	James Starks	2007	Toledo	34
222	Anthone Taylor	2014	Miami (OH)	36
219	Anthone Taylor	2014	Bowling Green	36
216	Branden Oliver	2013	Massachusetts	43
199	Branden Oliver	2012	Miami (OH)	32
187	Jaret Patterson	2018	Kent State	18
185	James Starks	2008	Ohio	30
185	Branden Oliver	2013	Kent State	34
183	James Starks	2007	Ohio	34
181	James Starks	2008	UTEP	31
179	Branden Oliver	2011	Ohio	34
178	Anthone Taylor	2014	Akron	32
177	James Starks	2008	Miami	26
173	Marquis Dwarte	2000	Akron	25
173	Albert Grundy	2000	Northern Illinois	18
172	Ike Nduka	2009	Western Michigan	18
172	Ike Nduka	2009	Central Michigan	22
172	Jeffvon Gill	2009	Bowling Green	23
167	Kevin Marks	2018	Central Michigan	18
162	James Starks	2006	Kent State	24
160	Devin Campbell	2012	Ohio	30
156	Marquis Dwarte	2000	Miami (OH)	26
154	Anthone Taylor	2013	Miami (OH)	17
153	Aaron Leeper	2002	Rutgers	34
151	James Starks	2008	Akron	37
150	Marquis Dwarte	2001	Connecticut	25
150	Branden Oliver	2013	Eastern Michigan	25
150	Branden Oliver	2013	Miami (OH)	26
148	James Starks	2007	Miami (OH)	19
147	Jordan Johnson	2015	Ohio	28
145	Aaron Leeper	2002	Marshall	21
144	Emmanuel Reed	2017	Kent State	33
138	Kevin Marks	2018	Temple	25
137	James Starks	2007	Bowling Green	21
137	Derrick Gordon	2001	Marshall	30
136	James Starks	2008	Kent State	24
133	Branden Oliver	2011	Eastern Michigan	18
133	Theo Anderson	2017	Bowling Green	22
131	Ike Nduka	2009	Gardner-Webb	24
128	Branden Oliver	2013	Western Michigan	19
128	Anthone Taylor	2014	Eastern Michigan	24
127	Branden Oliver	2011	Bowling Green	34
126	Josh Roth	1999	Hofstra	18
126	Brandon Thermilus	2009	Miami, OH	11
126	Branden Oliver	2011	Stony Brook	15
125	James Starks	2008	Western Michigan	28
125	Mario Henry	2007	Temple	17
125	Dave Dawson	2003	Rutgers	14
124	Derrick Gordon	1999	C. Michigan	19
123	Brandon Thermilus	2009	Kent State	29
123	Jordan Johnson	2015	Miami (OH)	28
123	Emmanuel Reed	2017	Ball State	18
122	Chris McDuffie	2004	Nevada	14
121	Jaret Patterson	2018	Central Michigan	18
120	Emmanuel Reed	2017	Colgate	22
120	Steven King	2004	Akron	12
119	Aaron Leeper	2002	Central Florida	27
118	Branden Oliver	2011	Ball State	27

YDS	PLAYER	YEAR	OPPONENT	ATT
118	Anthone Taylor	2013	Stony Brook	24
116	Anthone Taylor	2014	Norfolk State	28
116	Anthone Taylor	2015	Florida Atlantic	25
116	Emmanuel Reed	2017	Akron	28
115	Anthone Taylor	2014	Duquesne	30
114	Jordan Johnson	2016	Albany	23
114	Branden Oliver	2011	Pittsburgh	35
114	Josh Roth	1999	Virginia	20
114	Branden Oliver	2013	San Diego State	28
113	James Starks	2006	Miami (OH)	19
112	Branden Oliver	2011	Northern Illinois	28
111	Branden Oliver	2012	Georgia	30
110	Steven King	2004	UCF	15
110	Alex Zordich	2012	Ohio	19
109	Dave Dawson	2003	Miami (OH)	13
109	Emmanuel Reed	2018	Bowling Green	15
107	Devin Campbell	2012	Western Michigan	22
107	Emmanuel Reed	2017	Florida Atlantic	26
106	Albert Grundy	2000	Ball State	11
104	Dave Dawson	2003	Ohio	18
104	Devin Campbell	2012	Pittsburgh	19
104	Jordan Johnson	2014	Akron	17
104	Anthone Taylor	2015	Albany	17
104	Jaret Patterson	2018	Rutgers	14
103	Dave Dawson	2002	Marshall	14
102	Brandon Thermilus	2008	UTEP	16
102	Dave Dawson	2004	Eastern Michigan	10
102	Branden Oliver	2013	Toledo	24
101	Dave Dawson	2004	Marshall	5
101	Branden Oliver	2012	Toledo	24
100	Jordan Johnson	2016	Miami (OH)	29





RUSHING RECORDS

-----SEASON-----

YARDS

PLAYER	YARDS	ATT	YEAR
1. Branden Oliver	1,535	310	2013
2. Anthone Taylor	1,403	282	2014
3. Branden Oliver	1,395	306	2011
4. James Starks	1,333	272	2008
5. O.D. Underwood	1,189	229	1986
6. Anthony Swan	1,117	244	1996
7. James Starks	1,103	251	2007
8. Jordan Johnson	1,040	200	2016
9. Alan Bell	1,017	225	1991
10. Jaret Patterson	1,013	183	2018

ATTEMPTS

PLAYER	ATT	YARDS	YEAR
1. Branden Oliver	310	1,535	2013
2. Branden Oliver	306	1,395	2011
3. Anthone Taylor	282	1,403	2014
4. James Starks	272	1,333	2008
5. James Starks	251	1,103	2007
6. Anthony Swan	244	1,117	1996
7. Anthony Swan	236	968	1995
8. Aaron Leeper	235	917	2002
9. O.D. Underwood	229	1,189	1986
10. Anthony Swan	226	655	1997

TOUCHDOWNS

PLAYER	TDS	YEAR
1. Lee Jones	16	1966
James Starks	16	2008
3. O.D. Underwood	15	1986
Branden Oliver	15	2013
5. Jaret Patterson	14	2018
6. Branden Oliver	13	2011
Kevin Marks	13	2018
8. Lee Jones	12	1967
Pat Whitehead	12	1982
James Starks	12	2007
Anthone Taylor	12	2014

AVERAGE RUSH (Min. 100 carries)

PLAYER	YPC	YEAR
1. John Hartman	6.1	1990
2. Branden Oliver	5.5	2012
Jaret Patterson	5.5	2018
4. Dave Dawson	5.3	2003
5. Jordan Johnson	5.2	2016
6. Pat Whitehead	5.2	1982
O.D. Underwood	5.2	1986
8. Jim Barksdale	5.1	1966
Josh Roth	5.1	1998
10. Branden Oliver	5.0	2013
Anthone Taylor	5.0	2014

100-YARD GAMES

PLAYER	GAMES	YEAR
1. Branden Oliver	8	2011
Branden Oliver	8	2013
3. O.D. Underwood	7	1986
Anthony Swan	7	1996
Anthone Taylor	7	2014
6. James Starks	6	2008
7. Emmanuel Reed	5	2017
8. Six tied with	4	

-----CAREER-----

YARDS

PLAYER	YARDS	ATT	YEARS
1. Branden Oliver	4,049	866	2010-13
2. James Starks	3,140	698	2006-08
3. Anthony Swan	3,103	812	1994-97
4. Alan Bell	3,022	682	1989-92
5. Anthone Taylor	2,651	554	2011-15
6. Jordan Johnson	2,212	446	2014-16
7. O.D. Underwood	2,062	438	1986-87
8. Lee Jones	1,570	414	1965-67
9. Willie Evans	1,559	245	1957-59
10. Derrick Gordon	1,528	347	1998-01

ATTEMPTS

PLAYER	ATT	YARDS	YEARS
1. Branden Oliver	866	4,049	2010-13
2. Anthony Swan	812	3,103	1994-97
3. James Starks	698	3,140	2006-08
4. Alan Bell	682	3,022	1989-92
5. Anthone Taylor	554	1,822	2011-15
6. Cliff Scott	515	901	1991-94
7. Jordan Johnson	446	2,212	2014-16
8. O.D. Underwood	438	2,062	1986-87
9. Lee Jones	414	1,570	1965-67
10. Aaron Leeper	357	1,439	2002-04

TOUCHDOWNS

PLAYER	TDS	YEARS
1. James Starks	34	2006-08
2. Branden Oliver	33	2010-13
3. Lee Jones	29	1965-67
Anthony Swan	29	1994-97
5. Alan Bell	26	1989-92
6. O.D. Underwood	23	1986-87
7. Cliff Scott	20	1991-94
8. Jordan Johnson	19	2014-16
9. Steven King	18	2003-06
Anthone Taylor	18	2011-15

AVERAGE RUSH (Min. 150 carries)

PLAYER	YPC	YEARS
1. Willie Evans	6.36	1957-59
2. Dave Dawson	5.59	2002-05
3. Jaret Patterson	5.53	2018-
4. John Hartman	5.07	1987-90
5. Jordan Johnson	5.00	2014-16
6. Dane Hightower	4.84	1984-85
7. Anthone Taylor	4.78	2011-15
8. O.D. Underwood	4.71	1986-87
9. Pat Whitehead	4.70	1980-82
10. Kevin Marks	4.69	2018-

100-YARD GAMES

PLAYER	GAMES	YEARS
1. Branden Oliver	20	2010-13
2. Anthony Swan	13	1994-97
3. James Starks	12	2006-08
4. Anthone Taylor	11	2011-15
5. Alan Bell	10	1989-92
6. O.D. Underwood	9	1986-87
7. Jordan Johnson	6	2014-16
Pat Whitehead	6	1980-82
Emmanuel Reed	6	2016-
10. Four tied with	4	




RUSHING RECORDS

----- YEAR-BY-YEAR RUSHING LEADERS -----

YEAR	PLAYER	YARDS	ATT	AVG	TDS
1949	Raymond Weser	597	84	7.1	6
1950	Donald Holland	274	61	4.5	6
1951	Donald Holland	423	92	4.6	5
1952	William Crowley	215	75	2.9	0
1953	Elmer Jahn	363	72	5.0	0
1954	Paul Snyder	368	53	6.9	3
1955	James Viterna	364	59	6.2	0
1956	Richard Doll	307	61	5.0	3
1957	Willie Evans	409	83	4.9	0
1958	Willie Evans	530	70	7.6	3
1959	Willie Evans	620	92	7.3	6
1960	George Maue	285	88	3.2	4
1961	John Valentic	252	59	4.3	2
1962	Jim Burd	246	63	3.9	2
1963	Jim Ryan	313	59	5.4	1
1964	Don Gilbert	468	135	3.5	7
1965	Leeland Jones	531	115	4.6	1
1966	Jim Barksdale	612	118	5.1	2
1967	Pat Patterson	666	144	4.7	7
1968	Ken Rutkowski	729	177	4.1	5
1969	Joe Zelmanski	540	128	4.2	3
1970	John Faller	500	133	3.8	5
1977	Mark Gabryel	195	75	2.6	2
1978	Mark Gabryel	438	132	3.3	6
1979	Mark Maier	263	93	2.8	2
1980	Mark Maier	543	164	3.3	5
1981	Pat Whitehead	553	129	4.3	4
1982	Pat Whitehead	615	120	5.2	12
1983	Marvin Hunley	497	95	5.2	7
1984	Dane Hightower	467	104	4.5	2
1985	Dane Hightower	365	68	5.4	5
1986	O.D. Underwood	1,189	229	5.2	15
1987	O.D. Underwood	873	209	4.2	8
1988	Dave Rath	682	153	4.4	5
1989	Ray Hobson	739	176	4.3	7
1990	John Hartman	662	110	6.1	2
1991	Alan Bell	1,017	225	4.5	7
1992	Alan Bell	859	205	4.2	11
1993	Sunnil Motley	670	167	4.0	6
1994	Anthony Swan	363	106	3.4	1
1995	Anthony Swan	968	236	4.1	10
1996	Anthony Swan	1,117	244	4.6	9
1997	Anthony Swan	655	226	2.9	9
1998	Josh Roth	806	159	5.1	8
1999	Josh Roth	519	124	4.2	3
2000	Marquis Dwarte	611	129	4.7	1
2001	Marquis Dwarte	546	141	3.9	6
2002	Aaron Leeper	917	235	3.9	10
2003	Dave Dawson	678	128	5.3	1
2004	Steven King	476	94	4.7	7
2005	Steven King	532	136	3.9	3
2006	James Starks	704	175	4.0	6
2007	James Starks	1,103	251	4.4	12
2008	James Starks	1,333	272	4.9	16
2009	Ike Nduka	598	96	6.2	6
2010	Branden Oliver	298	102	2.9	0
2011	Branden Oliver	1,395	306	4.6	13
2012	Branden Oliver	821	148	5.5	5
2013	Branden Oliver	1,535	310	5.0	15
2014	Anthone Taylor	1,403	282	5.0	12
2015	Anthone Taylor	829	186	4.5	3
2016	Jordan Johnson	1,040	200	5.2	6
2017	Emmanuel Reed	840	199	4.2	9
2018	Jaret Patterson	1,013	183	5.5	14



JAMES STARKS



ANTHONY SWAN



ALAN BELL



PASSING RECORDS

----- GAME -----

YARDS

PLAYER	YARDS	COMP	ATT	OPPONENT
1. Drew Anderson	597	35	61	Western Michigan (10/7/17)
2. Joe Licata	497	36	58	at Toledo (11/12/13)
3. Cliff Scott	490	29	51	at New Haven (9/12/92)
4. Chad Salisbury	459	30	51	Massachusetts (10/18/97)
5. Chad Salisbury	445	29	45	at Illinois State (9/6/97)
6. Chad Salisbury	418	29	46	West Chester (9/27/97)
7. Jim Rodriguez	417	30	41	at Coast Guard (11/4/78)
8. Mark Taylor	411	26	42	New Haven (11/9/96)
9. Tyree Jackson	406	23	37	Bowling Green (11/7/17)
10. Chazz Anderson	404	35	53	Northern Illinois (10/22/11)

COMPLETIONS

PLAYER	COMP	ATT	PCT	OPPONENT
1. Joe Licata	36	58	62.1	at Toledo (11/12/13)
2. Chazz Anderson	35	53	66.0	Northern Illinois (10/22/11)
Joe Licata	35	50	70.0	at Army (9/6/12)
Joe Licata	35	59	59.3	Bowling Green (10/3/15)
Drew Anderson	35	61	57.3	Western Michigan (10/7/17)
6. Drew Willy	34	44	77.2	at Kent State (11/24/07)
Tyree Jackson	34	50	68.0	at Akron (10/28/17)
7. Drew Willy	33	45	73.3	at Miami (OH) (11/3/07)
9. Marty Barrett	32	54	59.2	at Baldwin-Wallace (9/18/82)
Drew Willy	32	48	66.7	at Syracuse (10/20/07)
Chazz Anderson	32	49	65.3	at Pittsburgh (9/3/11)
Joe Licata	32	51	62.7	at Akron (11/21/15)

ATTEMPTS

PLAYER	ATT	COMP	PCT	OPPONENT
1. Drew Anderson	61	35	57.3	Western Michigan (10/7/17)
2. Joe Licata	59	35	59.3	Bowling Green (10/3/15)
3. Cliff Scott	58	25	43.1	Maine (9/4/93)
Joe Licata	58	36	62.1	at Toledo (11/12/13)
5. Marty Barrett	54	32	59.2	at Baldwin-Wallace (9/18/92)
Chad Salisbury	54	28	51.8	at Connecticut (10/4/97)
7. Chazz Anderson	53	35	66.0	Northern Illinois (10/22/11)
8. Cliff Scott	51	29	56.8	at New Haven (9/12/92)
Chad Salisbury	51	30	58.8	Massachusetts (10/18/97)
Zach Maynard	51	26	51.0	Western Michigan (10/24/09)
Joe Licata	51	32	62.7	at Akron (11/21/15)

TOUCHDOWNS

PLAYER	TDS	OPPONENT
1. Drew Anderson	7	Western Michigan (10/7/17)
2. Marty Barrett	6	Alfred (11/12/83)
Tyree Jackson	6	Delaware State (9/1/18)
4. Cliff Scott	5	at New Haven (9/12/92)
Joe Licata	5	at Army (9/6/14)
6. Marty Barrett	4	Cortland (9/12/81)
Drew Willy	4	Texas El-Paso (8/28/08)
Zach Maynard	4	Pittsburgh (9/12/09)
Jerry Davis	4	Rhode Island (9/2/10)
Alex Zordich	4	Morgan State (9/8/12)
Joe Licata	4	at Toledo (11/12/13)
Joe Licata	4	Akron (11/11/14)
Joe Licata	4	at Massachusetts (11/28/14)
Tyree Jackson	4	at Ball State (11/16/17)

INTERCEPTIONS

PLAYER	INTS	OPPONENT
1. Marty Barrett	5	at Buffalo State (10/1/83)
John Gentilella	5	at Rochester (9/28/85)
3. Joe Freedy	4	at Northern Illinois (10/28/00)
Drew Willy	4	Eastern Michigan (11/19/05)
Zach Maynard	4	at Temple (9/26/09)
Jerry Davis	4	at Bowling Green (10/2/10)
Tyree Jackson	4	at Northern Illinois (10/22/16)

----- 300-YARD PASSERS (SINCE 1999) -----

YDS	PLAYER	YEAR	OPPONENT	COMP-ATT
597	Drew Anderson	2017	Western Michigan	35-61
497	Joe Licata	2013	at Toledo	36-58
406	Chazz Anderson	2011	Northern Illinois	35-53
406	Tyree Jackson	2017	Bowling Green	23-37
401	Joe Licata	2014	at Army	35-50
400	Zach Maynard	2009	Pittsburgh	24-35
383	Joe Licata	2014	at Eastern Michigan	27-44
358	Tyree Jackson	2018	Miami (OH)	20-34
354	Joe Licata	2015	Northern Illinois	31-47
350	Randall Secky	2002	at Ohio	29-43
350	Tyree Jackson	2017	at Ball State	16-28
348	Drew Willy	2008	Temple	29-42
348	Joe Licata	2015	Bowling Green	35-59
343	Chazz Anderson	2011	Ohio	23-39
338	Joe Licata	2015	Nevada	28-46
334	Drew Willy	2007	at Kent State	34-44
334	Grant Rohach	2016	at Bowling Green	20-35
330	Drew Willy	2007	at Penn State	28-39
326	Tyree Jackson	2018	at Toledo	25-46
325	Tyree Jackson	2018	Eastern Michigan	21-26
323	Joe Freedy	2000	Kent State	26-36
327	Zach Maynard	2009	at Western Michigan	26-51
321	Drew Willy	2006	Ball State	27-40
313	Tyree Jackson	2017	at Akron	34-50
306	Tyree Jackson	2016	Ball State	28-46
302	Tyree Jackson	2016	at Ohio	23-28
302	Jerry Davis	2010	Rhode Island	21-35



JOE LICATA



PASSING RECORDS

----- SEASON -----

YARDS

PLAYER	YARDS	YEAR
1. Drew Willy	3,304	2008
2. Tyree Jackson	3,131	2018
3. Joe Licata	2,969	2015
4. Chad Salisbury	2,889	1997
5. Joe Licata	2,824	2013
6. Zach Maynard	2,694	2009
7. Joe Licata	2,647	2014
8. Drew Willy	2,572	2007
9. Marty Barrett	2,504	1983
10. Chazz Anderson	2,454	2011

COMPLETIONS

PLAYER	COMP	YEAR
1. Drew Willy	304	2008
2. Joe Licata	280	2015
3. Drew Willy	258	2007
4. Joe Licata	233	2013
5. Chazz Anderson	230	2011
6. Tyree Jackson	225	2018
7. Joe Licata	224	2014
8. Chad Salisbury	218	1997
9. Zach Maynard	218	2009
10. Marty Barrett	207	1983

ATTEMPTS

PLAYER	ATT	YEAR
1. Drew Willy	468	2008
2. Joe Licata	449	2015
3. Randall Secky	421	2002
4. Tyree Jackson	407	2018
5. Chazz Anderson	406	2011
6. Joe Licata	402	2013
7. Chad Salisbury	384	1997
8. Zach Maynard	379	2009
9. Drew Willy	377	2007
10. Joe Freedy	371	2001

TOUCHDOWNS

PLAYER	TDS	YEAR
1. Joe Licata	29	2014
2. Tyree Jackson	28	2018
3. Drew Willy	25	2008
4. Joe Licata	24	2013
5. Marty Barrett	18	1983
Cliff Scott	18	1992
Zach Maynard	18	2009
8. Chad Salisbury	16	1997
Jerry Davis	16	2010
Joe Licata	16	2015

INTERCEPTIONS

PLAYER	INTS	YEAR
1. Kirk Barton	19	1970
Frank Reilly	19	1990
Mark Taylor	19	1995
4. Marty Barrett	18	1981
Marty Barrett	18	1983
Cliff Scott	18	1994
Joe Freedy	18	2000
8. Ken Hyer	17	1984
Frank Reilly	17	1989
Chad Salisbury	17	1997

COMPLETION PERCENTAGE

PLAYER	YARDS	YEAR
1. Drew Willy	68.4	2007
2. Drew Willy	65.0	2008
3. Joe Licata	64.9	2014
4. Joe Licata	62.4	2015
5. Drew Anderson	62.3	2017
6. Drew Willy	60.6	2005
7. Tyree Jackson	60.3	2017
8. Ken Crosta	59.7	1986
9. Drew Willy	59.7	2006
10. Joe Licata	58.0	2013

PASS YARDS/ATTEMPT (min. 100 att.)

PLAYER	YARDS	YEAR
1. Drew Anderson	9.8	2017
2. Tyree Jackson	8.8	2017
3. Marty Barrett	8.1	1981
4. Ken Crosta	7.8	1986
5. Joe Licata	7.7	2014
Tyree Jackson	7.7	2018
7. Marty Barrett	7.5	1982
Mark Taylor	7.5	1996
Chad Salisbury	7.5	1997
10. Cliff Scott	7.3	1992

QUARTERBACK RATING (min. 100 att.)

PLAYER	YARDS	YEAR
1. Drew Anderson	173.8	2017
2. Joe Licata	150.7	2014
3. Tyree Jackson	148.8	2017
4. Drew Willy	139.3	2008
5. Tyree Jackson	136.7	2018
6. Drew Willy	135.7	2007
7. Joe Licata	132.7	2013
8. Ken Crosta	129.2	1986
9. Chad Salisbury	124.9	1997
Zach Maynard	124.9	2009



CLIFF SCOTT



DREW WILLY



TYREE JACKSON



PASSING RECORDS

----- CAREER -----

YARDS

PLAYER	YARDS	YEARS
1. Joe Licata	9,485	2012-15
2. Drew Willy	8,748	2005-08
3. Cliff Scott	7,578	1991-94
4. Tyree Jackson	6,999	2016-18
5. Marty Barrett	6,945	1980-83
6. Joe Freedy	5,912	1998-01
7. Chad Salisbury	4,947	1997-98
8. Frank Reilly	4,255	1988-90
9. Ken Hyer	3,420	1981-84
10. Jim Rodriguez	3,401	1978-80

COMPLETIONS

PLAYER	COMP	YEARS
1. Drew Willy	849	2005-08
2. Joe Licata	823	2012-15
3. Cliff Scott	545	1991-94
4. Tyree Jackson	533	2016-18
5. Joe Freedy	522	1998-01
6. Marty Barrett	513	1980-83
7. Chad Salisbury	372	1997-98
8. Frank Reilly	325	1988-90
9. Randall Secky	324	2001-04
10. Ken Hyer	273	1981-84

ATTEMPTS

PLAYER	ATT	YEAR
1. Joe Licata	1,359	2012-15
2. Drew Willy	1,322	2005-08
3. Cliff Scott	1,101	1991-94
4. Joe Freedy	1,008	1998-01
5. Marty Barrett	956	1980-83
6. Tyree Jackson	955	2016-18
7. Frank Reilly	697	1988-89
8. Randall Secky	684	2001-04
9. Chad Salisbury	671	1997-98
10. Mark Taylor	544	1993-96

TOUCHDOWNS

PLAYER	TDS	YEAR
1. Joe Licata	76	2012-15
2. Drew Willy	52	2005-08
3. Tyree Jackson	49	2016-18
4. Marty Barrett	44	1980-83
5. Cliff Scott	43	1991-94
6. Joe Freedy	32	1998-01
7. Chad Salisbury	31	1997-98
8. Frank Reilly	27	1988-90
9. Gordon Bukaty	25	1958-60
10. Ken Hyer	22	1981-84

INTERCEPTIONS

PLAYER	INTS	YEAR
1. Cliff Scott	58	1991-94
2. Marty Barrett	53	1980-83
3. Jim Rodriguez	45	1978-80
Frank Reilly	45	1988-90
Joe Freedy	45	1998-01
6. Mick Murtha	38	1966-69
7. Joe Licata	37	2012-15
8. Mark Taylor	30	1993-96
Chad Salisbury	30	1997-98
Drew Willy	30	2005-08

COMPLETION PERCENTAGE

PLAYER	COMP%	YEAR
1. Drew Willy	64.2	2005-08
2. Joe Licata	60.6	2012-15
3. Ken Crosta	59.7	1986
4. Denny Mason	56.0	1966-68
5. Tyree Jackson	55.8	2016-
6. Chad Salisbury	55.4	1997-98
7. Marty Barrett	53.7	1980-83
8. John Mings	52.5	1984-87
9. Joe Freedy	51.8	1998-01
10. Ken Hyer	51.6	1981-84

PASS YARDS/ATTEMPT (min. 100 att.)


PLAYER	YPA	YEAR
1. Drew Anderson	9.7	2016-17
2. Gordon Bukaty	8.1	1958-60
3. Ken Crosta	7.8	1986
4. Chad Salisbury	7.4	1997-98
5. Marty Barrett	7.3	1980-83
Tyree Jackson	7.3	2016-
7. Denny Mason	7.1	1966-68
8. Joe Licata	7.0	2012-15
9. Cliff Scott	6.9	1991-94
10. Joe Kubisty	6.7	1955-56

QUARTERBACK RATING (min. 100 att.)

PLAYER	RATING	YEAR
1. Drew Anderson	172.2	2016-17
2. Tracy LaTona	136.4	1949-50
3. Gordon Bukaty	135.6	1958-60
4. Joe Licata	132.2	2012-15
5. Tyree Jackson	129.3	2016-18
6. Ken Crosta	129.2	1986
7. Drew Willy	128.3	2005-08
8. Chad Salisbury	123.5	1997-98
9. Marty Barrett	119.1	1980-83
10. Joe Kubisty	118.9	1955-56

200+ Yard Games


PLAYER	TDS	YEAR
1. Drew Willy	23	2005-08
Joe Licata	23	2012-15
3. Marty Barrett	21	1980-83
4. Cliff Scott	18	1991-94
5. Tyree Jackson	17	2016-18
6. Chad Salisbury	12	1997-98
7. Joe Freedy	9	1998-01
8. Ken Hyer	8	1981-84
9. Jim Rodriguez	6	1978-80
Zack Maynard	6	2008-09



MARK TAYLOR



GORDON BUKATY



KEN CROSTA




PASSING RECORDS

----- YEAR-BY-YEAR PASSING LEADERS -----

YEAR	PLAYER	YARDS	COMP	ATT	PCT	TDS	INT
1949	Tracy LaTona	427	25	54	46.2	4	2
1950	Tracy LaTona	550	43	77	55.8	7	2
1951	Donald Holland	669	64	131	48.9	2	6
1952	Ordean Shannabrook	605	50	142	35.2	2	9
1953	Ray Kennedy	281	19	65	29.2	2	12
1954	Charles Daniels	325	27	70	38.6	2	9
1955	Joseph Kubisty	628	48	106	45.3	4	9
1956	Joseph Kubisty	448	30	54	55.6	8	4
1957	James Allegretto	346	20	71	28.2	2	7
1958	Gordon Bukaty	675	42	87	48.3	9	6
1959	Gordon Bukaty	529	33	54	61.1	8	3
1960	Gordon Bukaty	746	41	99	41.4	8	9
1961	John Stofa	807	64	127	50.4	6	5
1962	John Stofa	793	50	121	41.3	5	12
1963	John Stofa	533	34	84	40.5	3	10
1964	Don Gilbert	869	60	123	48.8	8	15
1965	Rick Wells	349	23	63	36.5	4	8
1966	Mick Murtha	1,141	84	210	40.0	7	16
1967	Mike Murtha	927	72	171	42.1	4	15
1968	Denny Mason	1,124	89	158	56.3	5	12
1969	Mick Murtha	817	66	139	47.5	5	7
1970	Kirk Barton	1,121	106	264	40.2	1	17
1977	Paul DiMiero	355	26	78	33.3	1	5
1978	Jim Rodriguez	1,426	106	205	51.7	9	16
1979	Jim Rodriguez	1,098	87	199	43.7	6	13
1980	Jim Rodriguez	877	57	132	43.2	5	16
1981	Marty Barrett	2,155	131	267	49.1	13	18
1982	Marty Barrett	1,759	133	236	56.4	10	12
1983	Marty Barrett	2,504	207	366	56.6	18	18
1984	Ken Hyer	1,950	166	315	52.7	11	17
1985	John Gentilella	1,123	96	196	49.0	10	14
1986	Ken Crosta	1,654	126	211	59.7	9	11
1987	John Mings	855	75	142	52.8	3	5
1988	Frank Reilly	721	57	134	42.5	3	9
1989	Frank Reilly	1,675	125	282	44.3	10	17
1990	Frank Reilly	1,850	143	281	50.8	14	19
1991	Cliff Scott	1,478	101	213	47.4	6	13
1992	Cliff Scott	2,088	140	287	48.8	18	11
1993	Cliff Scott	2,263	166	320	51.9	9	16
1994	Cliff Scott	1,749	138	281	49.1	10	18
1995	Mark Taylor	1,218	115	276	41.7	3	19
1996	Mark Taylor	1,768	121	235	51.5	11	7
1997	Chad Salisbury	2,889	218	384	56.8	16	17
1998	Chad Salisbury	2,058	154	287	53.7	15	13
1999	Joe Freedy	1,775	151	299	50.5	8	11
2000	Joe Freedy	2,060	184	338	54.4	14	18
2001	Joe Freedy	2,077	187	371	50.4	10	15
2002	Randall Secky	2,015	204	421	48.5	12	13
2003	P.J. Piskorik	824	85	162	52.5	6	3
2004	P.J. Piskorik	616	61	133	45.9	2	8
2005	Drew Willy	1,481	149	246	60.6	6	12
2006	Drew Willy	1,391	138	231	59.7	6	6
2007	Drew Willy	2,572	258	377	68.4	15	6
2008	Drew Willy	3,304	304	468	65.0	25	6
2009	Zach Maynard	2,694	218	379	57.5	18	15
2010	Jerry Davis	1,753	142	298	47.7	16	16
2011	Chazz Anderson	2,454	230	406	56.7	11	9
2012	Alex Zordich	1,254	106	208	51.0	9	7
2013	Joe Licata	2,824	233	402	58.0	24	8
2014	Joe Licata	2,647	224	345	64.9	29	11
2015	Joe Licata	2,969	280	449	62.4	16	15
2016	Tyree Jackson	1,772	165	311	53.1	9	9
2017	Tyree Jackson	2,096	143	237	60.3	12	3
2018	Tyree Jackson	3,131	225	407	55.3	28	12



JIM RODRIGUEZ



FRANK REILLY



JOE FREEDY



RECEIVING RECORDS

----- GAME -----

RECEPTIONS


PLAYER	REC	YARDS	OPPONENT
1. Chaz Ahmed	13	175	at Mercyhurst (10/27/90)
James Starks	13	90	at Akron (11/13/08)
3. Gary Quatrani	12	137	Alfred (11/11/78)
Andre Ford	12	202	at Ohio (9/28/02)
Kali Watkins	12	167	at Illinois State (9/6/97)
Drew Haddad	12	137	at Cornell (10/3/98)
Brett Hamlin	12	149	Pittsburgh (9/12/09)
Naaman Roosevelt	12	100	Akron (10/17/09)
9. Fred Mueller	11	77	at Rochester (9/24/83)
Drew Haddad	11	147	Massachusetts (10/18/97)
Drew Haddad	11	173	at Massachusetts (9/26/98)
Ron Willoughby	11	105	at Akron (11/21/15)
Anthony Johnson	11	140	at Minnesota (8/31/17)
Anthony Johnson	11	195	Western Michigan (10/7/17)

RECEIVING YARDS

PLAYER	YARDS	REC	OPPONENT
1. Anthony Johnson	238	8	Miami (OH) (10/30/18)
2. Joe D'Amico	218	5	Cortland (9/12/81)
3. Andre Forde	202	12	at Ohio (9/28/02)
4. Anthony Johnson	195	11	Western Michigan (10/7/17)
5. Alex Neutz	197	6	at Baylor (9/7/13)
6. Gary Quatrani	196	10	at Coast Guard (11/4/78)
7. K.J. Osborn	188	7	Eastern Michigan (9/15/18)
8. Doc Smith	178	7	at New Haven (9/12/92)
9. Chaz Ahmed	175	13	at Mercyhurst (10/27/90)
10. Drew Haddad	174	8	at Illinois State (9/6/97)

TOUCHDOWNS

PLAYER	TDS	OPPONENT
1. Chris D'Amico	4	Alfred (11/12/83)
Alex Netuz	4	Morgan State (9/8/12)
Anthony Johnson	4	at Ball State (11/16/17)
3. Ed Gicewicz	3	Washington & Jefferson (11/5/59)
Dick Ashley	3	Colgate (11/3/65)
Joe D'Amico	3	Cortland (9/12/81)
Joe D'Amico	3	at Hobart (9/26/81)
Dane Hightower	3	at Rochester (9/28/85)
Chaz Ahmed	3	at Mercyhurst (10/27/90)
Kali Watkins	3	Morgan State (10/10/98)
Kali Watkins	3	at Hofstra (11/21/98)
Andre Forde	3	at Rutgers (9/7/02)
Naaman Roosevelt	3	vs. Ball State (12/5/08)
Naaman Roosevelt	3	Ohio (11/17/09)
Ed Young	3	at Connecticut (9/25/11)
K.J. Osborn	3	Western Michigan (10/7/17)
K.J. Osborn	3	Eastern Michigan (9/15/18)
Anthony Johnson	3	Miami (OH) (10/30/18)



DREW HADDAD



BRETT HAMLIN



ALEX NEUTZ



RECEIVING RECORDS

----- 100-YARD RECEIVERS (SINCE 1999) -----

YDS	PLAYER	YEAR	OPPONENT	REC
238	Anthony Johnson	2018	Miami (OH)	8
202	Andre Forde	2002	Ohio	12
197	Alex Neutz	2013	Baylor	6
195	Anthony Johnson	2017	Western Michigan	11
188	K.J. Osborn	2018	Eastern Michigan	7
168	Alex Neutz	2013	Toledo	8
165	Naaman Roosevelt	2009	Ohio	8
160	Anthony Johnson	2017	Bowling Green	8
158	Andre Forde	2000	Kent State	10
157	Naaman Roosevelt	2009	Pittsburgh	6
155	Marcus Rivers	2010	Rhode Island	10
155	Anthony Johnson	2017	Ohio	6
154	Naaman Roosevelt	2008	UTEP	4
154	Alex Neutz	2012	Morgan State	8
153	Anthony Johnson	2017	Ball State	7
150	Drew Haddad	1999	Kent State	8
149	Brett Hamlin	2009	Pittsburgh	12
148	Naaman Roosevelt	2007	Bowling Green	6
148	Naaman Roosevelt	2008	Miami (OH)	8
146	Brett Hamlin	2009	Western Michigan	10
143	Kamathi Holsey	2017	Western Michigan	6
142	Marcus McGill	2016	Bowling Green	6
141	Drew Haddad	1999	Hofstra	10
140	Drew Haddad	1999	Ohio	8
140	Alex Neutz	2012	Western Michigan	9
140	Anthony Johnson	2017	Minnesota	11
140	Anthony Johnson	2017	Northern Illinois	7
138	K.J. Osborn	2017	Western Michigan	7
135	Alex Neutz	2011	Northern Illinois	9
135	Alex Neutz	2012	Toledo	6
135	Ed Young	2011	Ohio	5
134	Ernest Jackson	2008	Army	9
132	Brett Hamlin	2009	Gardner-Webb	6
132	Naaman Roosevelt	2008	Temple	8
132	Ron Willoughby	2014	Duquesne	10
131	Matt Weiser	2015	Nevada	10
128	Marcus McGill	2014	Army	7
126	Andre Forde	2002	Akron	9
124	Naaman Roosevelt	2008	Kent State	8
124	Anthony Johnson	2018	Northern Illinois	7
123	Terrance Breaux	2004	UCF	2
122	Zeke McKine	2000	Connecticut	10
122	Ron Willoughby	2015	Nevada	10
121	Dahnel Singfield	2000	Syracuse	6
120	Mason Schreck	2016	Ohio	7
120	Naaman Roosevelt	2009	Temple	9
120	Devon Hughes	2014	Norfolk State	5
118	Naaman Roosevelt	2008	Bowling Green	10
118	Ernest Jackson	2007	Kent State	9
116	Naaman Roosevelt	2008	Ball State	10
116	Chad Upshaw	2005	Ohio	8
114	Naaman Roosevelt	2007	Penn State	7
114	Naaman Roosevelt	2009	Central Michigan	6
114	Marcus Rivers	2011	Northern Illinois	10
112	Alex Neutz	2010	Eastern Michigan	7
111	Naaman Roosevelt	2008	Akron	9
110	Alex Neutz	2011	Miami	4
110	Fred Lee	2013	Toledo	8
108	Alex Neutz	2011	Pittsburgh	10
107	Ernest Jackson	2007	Toledo	4
106	Drew Haddad	1999	Connecticut	9
105	Matt Knueven	2001	Ohio	7
105	Devon Hughes	2012	Northern Illinois	9

YDS	PLAYER	YEAR	OPPONENT	REC
105	Ron Willoughby	2015	Akron	11
104	Terrance Breaux	2006	Northern Illinois	8
104	Alex Neutz	2013	Eastern Michigan	5
103	Ron Willoughby	2014	Eastern Michigan	4
102	Drew Haddad	1999	Central Michigan	7
102	Marcus Rivers	2010	UCF	7
102	Antonio Nunn	2017	Ball State	2
101	Maurice Bradford	2001	Eastern Michigan	4
101	Matt Knueven	2003	Toledo	8
101	Ron Willoughby	2015	Northern Illinois	6
101	Anthony Johnson	2018	Rutgers	2
100	Drew Haddad	1999	Northern Illinois	8
100	Brett Hamlin	2007	Miami (OH)	9
100	Naaman Roosevelt	2009	Akron	12
100	Kamathi Holsey	2017	Akron	7



NAAMAN ROOSEVELT



RECEIVING RECORDS

----- SEASON -----

RECEPTIONS

PLAYER	REC	YARDS	YEAR
1. Naaman Roosevelt	104	1,402	2008
2. Drew Haddad	85	1,058	1999
3. Anthony Johnson	76	1,356	2017
4. Naaman Roosevelt	70	954	2009
5. Drew Haddad	67	1,158	1997
6. Drew Haddad	67	911	1998
7. Alex Neutz	65	1,015	2012
8. Brett Hamlin	64	898	2009
9. Naaman Roosevelt	63	766	2007
10. Matt Weiser	63	625	2015

YARDS

PLAYER	YARDS	REC	YEAR
1. Naaman Roosevelt	1,402	104	2008
2. Anthony Johnson	1,356	76	2017
3. Drew Haddad	1,158	67	1997
4. Drew Haddad	1,058	85	1999
5. Alex Neutz	1,024	61	2013
6. Alex Neutz	1,015	65	2012
7. Anthony Johnson	1,011	57	2018
8. Doc Smith	996	47	1992
9. Naaman Roosevelt	954	70	2009
10. Chris D'Amico	929	56	1983

TOUCHDOWNS

PLAYER	TDS	YEAR
1. Anthony Johnson	14	2017
2. Naaman Roosevelt	13	2008
3. Alex Neutz	12	2013
4. Alex Neutz	11	2012
5. Anthony Johnson	11	2018
6. Chris D'Amico	10	1983
7. Doc Smith	10	1992
8. Jamie Gasparre	10	1996
9. Tom Frank	9	1983
10. Jamie Gasparre	9	1997
11. Naaman Roosevelt	9	2009

----- CAREER -----

RECEPTIONS

PLAYER	REC	YARDS	YEARS
1. Naaman Roosevelt	268	3,551	2006-09
2. Drew Haddad	240	3,409	1996-99
3. Alex Neutz	195	3,094	2010-13
4. Brett Hamlin	185	2,190	2005-09
5. Kali Watkins	145	2,260	1995-98
6. Chris D'Amico	143	2,331	1980-84
7. Anthony Johnson	133	2,367	2017-18
8. Rusty Knapp	129	2,105	1990-93
9. James Starks	127	898	2006-08
10. Frank Price	125	1,810	1977-80
Andre Forde	125	1,775	1999-02

YARDS

PLAYER	YARDS	REC	YEARS
1. Naaman Roosevelt	3,551	268	2006-09
2. Drew Haddad	3,409	240	1996-99
3. Alex Neutz	3,094	195	2010-13
4. Anthony Johnson	2,367	133	2017-18
5. Chris D'Amico	2,331	143	1980-84
6. Kali Watkins	2,260	145	1995-98
7. Brett Hamlin	2,190	185	2005-09
8. Rusty Knapp	2,105	129	1990-93
9. Frank Price	1,810	125	1977-80
10. Andre Forde	1,775	125	1999-02

TOUCHDOWNS

PLAYER	TDS	YEARS
1. Alex Neutz	31	2010-13
2. Naaman Roosevelt	28	2006-09
3. Anthony Johnson	25	2017-18
4. Chris D'Amico	19	1980-84
5. Jamie Gasparre	19	1996-97
6. Drew Haddad	16	1996-99
7. Kali Watkins	15	1995-98
8. Andre Forde	15	1999-02
9. Ron Willoughby	15	2012-15
10. Edmond Gicewicz	14	1949-51
Frank Price	14	1977-80

AVERAGE RECEPTION

PLAYER	YPC	YEARS
1. Doc Smith	18.71	1992-93
2. Anthony Johnson	17.80	2017-18
3. Kevin Pratt	16.74	1978-81
4. Paul Lang	16.46	1967-69
5. Rusty Knapp	16.32	1990-93
6. Chris D'Amico	16.30	1980-84
7. Dan Withers	16.29	1983-86
8. Gary Quatrani	16.19	1978-80
9. Alex Neutz	15.87	2010-13
10. Chaz Ahmed	15.60	1987-90

100-YARD GAMES


PLAYER	GAMES	YEARS
1. Drew Haddad	18	1996-99
2. Naaman Roosevelt	14	2006-09
3. Kali Watkins	11	1995-98
4. Alex Neutz	10	2010-13
5. Anthony Johnson	9	2017-18
6. Jamie Gasparre	8	1996-97
7. Rusty Knapp	7	1990-93
8. Frank Price	6	1977-80
Chris D'Amico	6	1980-84
10. Doc Smith	5	1992-93
Ron Willoughby	5	2012-15



RECEIVING RECORDS

----- YEAR-BY-YEAR RECEIVING LEADERS -----

YEAR	PLAYER	REC	YARDS	AVG.	TDS
1949	Carl Markey	17	288	16.9	5
1950	Edmond Gicewicz	18	292	16.2	5
1951	Edmond Gicewicz	19	276	14.5	3
1952	Joseph Papsidero	17	176	10.4	0
	Elmer Jahn	17	161	9.5	3
1953	Records not available				
1954	William Crowley	11	205	18.6	1
1955	Daniel Stanley	16	176	11.0	1
1956	Richard Doll	11	145	13.2	1
1957	Nick Bottini	13	193	14.8	1
1958	Nick Bottini	18	313	17.4	5
1959	Robert Adams	11	194	17.6	6
1960	Bill Selent	21	241	11.5	1
1961	Robert Baker	23	233	10.1	0
1962	Tom Butler	8	173	21.6	3
1963	Jim Ryan	11	126	11.5	0
1964	Gerry Pawloski	13	177	13.6	1
1965	Dick Ashley	17	349	20.5	7
1966	Dick Ashley	30	411	13.7	4
1967	Chuck Drankowski	37	439	11.9	3
1968	Dick Ashley	36	428	11.9	2
1969	Paul Lang	25	405	16.2	3
1970	Joe Moresco	25	297	11.9	0
1977	Frank Price	8	95	11.9	0
1978	Gary Quatrani	48	738	15.4	4
1979	Frank Price	36	585	16.3	4
1980	Frank Price	46	630	13.7	4
1981	Kevin Pratt	36	600	16.7	0
1982	Pat Whitehead	55	608	11.1	3
1983	Chris D'Amico	56	929	16.6	10
1984	Chris D'Amico	48	747	15.6	4
1985	Dan Withers	30	433	14.4	3
1986	Dan Withers	34	587	17.3	5
1987	O.D. Underwood	27	170	6.3	1
1988	Joe Cassata	36	492	13.7	2
1989	Bryant Lee Taylor	35	477	13.6	4
1990	Chaz Ahmed	59	927	15.7	4
1991	Rusty Knapp	36	603	16.8	1
1992	Doc Smith	47	996	21.2	10
1993	Chris Behan	47	454	9.7	0
1994	Anthony Scott	33	508	15.4	3
1995	Rick Sitarek	28	270	9.6	1
1996	Jamie Gasparre	48	783	16.3	10
1997	Drew Haddad	67	1,058	15.8	3
1998	Drew Haddad	67	911	13.6	5
1999	Drew Haddad	85	1,158	13.6	6
2000	Andre Forde	36	590	16.4	6
2001	Chad Bartoszek	42	441	10.5	4
2002	Andre Forde	54	748	13.9	7
2003	Matt Knueven	47	622	13.2	4
2004	Matt Knueven	29	415	14.3	1
2005	Brett Hamlin	38	371	9.8	0
2006	Chad Upshaw	35	419	12.0	1
2007	Naaman Roosevelt	63	766	12.2	4
2008	Naaman Roosevelt	104	1,402	13.5	13
2009	Naaman Roosevelt	70	954	13.6	9
2010	Marcus Rivers	50	690	13.8	5
2011	Marcus Rivers	60	615	10.3	2
2012	Alex Neutz	65	1,015	15.6	11
2013	Alex Neutz	61	1,024	16.8	12
2014	Ron Willoughby	50	771	15.4	9
2015	Matt Weiser	63	625	9.9	3
2016	Mason Schreck	59	651	11.0	4
2017	Anthony Johnson	76	1,356	17.8	14
2018	Anthony Johnson	57	1,011	17.7	11



DICK ASHLEY



ANTHONY JOHNSON



MASON SCHRECK



RECORD BOOK

2019 BUFFALO FOOTBALL

YARDAGE / ALL-PURPOSE / SCORING

----- SEASON -----

ALL-PURPOSE YARDS

PLAYER	YARDS	BREAKDOWN	YEAR
1. Branden Oliver	1,760	1,395 rush • 365 rec • 0 KR • 0 PR	2011
2. Branden Oliver	1,708	1,535 rush • 173 rec • 0 KR • 0 PR	2013
3. James Starks	1,694	1,333 rush • 361 rec • 0 KR • 0 PR	2008
4. Andre Forde	1,556	21 rush • 748 rec • 626 KR • 161 PR	2002
5. Naaman Roosevelt	1,536	9 rush • 1,401 rec • 108 KR • 17 PR	2008
6. Pat Whitehead	1,533	615 rush • 608 rec • 189 KR • 121 PR	1982
7. Anthonie Taylor	1,511	1,403 rush • 108 rec • 0 KR • 0 PR	2014
8. Drew Haddad	1,474	62 rush • 1,158 rec • 0 KR • 254 PR	1999
9. James Starks	1,414	1,103 rush • 311 rec • 0 KR • 0 PR	2007
10. O.D. Underwood	1,409	1,189 rush • 123 rec • 97 KR • 0 PR	1986
Drew Haddad	1,409	36 rush • 911 rec • 52 KR • 410 PR	1998

TOTAL OFFENSE

PLAYER	YARDS	YEAR
1. Tyree Jackson	3,292	2018
2. Drew Willy	3,189	2008
3. Zach Maynard	2,994	2009
4. Joe Licata	2,909	2015
5. Chad Salisbury	2,797	1997
6. Chazz Anderson	2,763	2011
7. Joe Licata	2,760	2013
8. Joe Licata	2,641	2014
9. Cliff Scott	2,546	1992
10. Drew Willy	2,528	2007

TOUCHDOWNS (RUSH & PASS)

PLAYER	TDS	YEAR
1. Tyree Jackson	35	2018
2. Joe Licata	31	2014
3. Drew Willy	29	2008
4. Cliff Scott	27	1992
5. Joe Licata	25	2013
6. Zach Maynard	19	2009
Chazz Anderson	19	2011
8. Marty Barrett	18	1983
Drew Willy	18	2007
10. Joe Licata	17	2015

SCORING

PLAYER	PTS	YEAR
1. James Starks	102	2008
2. Lee Jones	96	1966
Branden Oliver	96	2013
4. Pat Whitehead	94	1982
5. O.D. Underwood	90	1986
6. James Starks	84	2007
A.J. Principe	84	2008
Patrick Clarke	84	2013
Anthony Johnson	84	2017
Jaret Patterson	84	2018

----- CAREER -----

ALL-PURPOSE YARDS

PLAYER	YARDS	BREAKDOWN	YEARS
1. Naaman Roosevelt	5,341	85 rush • 3,551 rec • 1,438 KR • 267 PR	2006-09
2. Drew Haddad	4,820	105 rush • 3,409 rec • 519 KR • 787 PR	1996-99
3. Alan Bell	4,747	3,022 rush • 335 rec • 1,244 KR • 146 PR	1989-92
4. Branden Oliver	4,706	3,935 rush • 633 rec • 0 KR • 0 PR	2010-13
5. James Starks	4,045	3,140 rush • 898 rec • 7 KR • 0 PR	2006-08
6. Anthony Swan	3,844	3,103 rush • 639 rec • 102 KR • 0 PR	1994-97
7. Kali Watkins	3,673	112 rush • 2,260 rec • 1,301 KR • 0 PR	1996-98
8. Andre Forde	3,645	69 rush • 1,775 rec • 1,505 KR • 296 PR	1999-02
9. Alex Neutz	3,140	-1 rush • 3,094 rec • 19 KR • 28 PR	2010-13
10. Anthonie Taylor	2,950	2,651 rush • 267 rec • 32 KR • 0 PR	2011-15

TOTAL OFFENSE

PLAYER	YARDS	YEARS
1. Joe Licata	9,316	2012-15
2. Drew Willy	8,639	2005-08
3. Cliff Scott	8,479	1991-94
4. Tyree Jackson	7,756	2016-18
5. Marty Barrett	6,466	1980-83
6. Joe Freedy	5,573	1998-01
7. Chad Salisbury	4,879	1997-98
8. Frank Reilly	4,186	1988-90
9. Branden Oliver	4,049	2010-13
10. Ken Hyer	3,345	1981-84

TOUCHDOWNS (RUSH & PASS)

PLAYER	TDS	YEARS
1. Joe Licata	80	2012-15
2. Tyree Jackson	65	2016-18
3. Cliff Scott	63	1991-94
4. Drew Willy	59	2005-08
5. Marty Barrett	46	1980-83
6. Gordon Bukaty	37	1958-60
7. Joe Freedy	34	1998-01
James Starks	34	2006-08
Branden Oliver	34	2010-13
10. Chad Salisbury	31	1997-98
Frank Reilly	31	1988-90
Anthony Swan	31	1994-97

SCORING

PLAYER	PTS	YEAR
1. Adam Mitcheson	284	2015-18
2. A.J. Principe	265	2007-10
3. Patrick Clarke	232	2011-14
4. James Starks	222	2006-08
5. Branden Oliver	204	2010-13
6. Alex Neutz	186	2010-13
7. Alan Bell	184	1989-92
8. Anthony Swan	180	1994-97
9. Lee Jones	174	1965-67
Naaman Roosevelt	174	2006-09
11. O.D. Underwood	152	1986-87
12. Anthony Johnson	150	2017-18
13. Dallas Pelz	147	2000-03
14. Mark Mozrall	135	1991-94
15. Pat Whitehead	134	1980-82
16. Gerald Carlson	129	1993-96
17. Scott Keller	128	1997-00
Drew Haddad	128	1996-99
19. Cliff Scott	122	1991-94
20. Jordan Johnson	120	2014-16



SCORING RECORDS

----- YEAR-BY-YEAR SCORING LEADERS -----

YEAR	PLAYER	TDS	PATS	2PT	FGs	PTS
1949	Edmond Gicewicz	6	0-0	0	0-0	36
	Raymond Weser	6	0-0	0	0-0	36
1950	Donald Holland	6	0-0	0	0-0	36
1951	Donald Holland	5	0-0	0	0-0	30
1952	Elmer Jahn	3	0-0	0	0-0	18
1953	Records not available					
1954	Paul Snyder	3	0-0	0	0-0	18
1955	Richard Doll	9	0-0	0	0-0	54
1956	Kenneth Born	6	0-0	0	0-0	36
1957	James Allegretto	3	1-1	0	0-0	19
1958	Gordon Bukaty	5	4	3	0-0	40
1959	Willie Evans	8	0-0	3	0-0	54
1960	George Maue	6	0-0	3	0-0	42
1961	John Valentic	3	0-0	0	0-0	18
1962	John Stofa	6	0-0	2	0-0	40
1963	Tom Butler	4	0-0	1	0-0	26
1964	Don Gilbert	7	0-0	2	0-0	46
1965	Dick Ashley	7	0-0	0	0-0	42
1966	Leeland Jones	16	0-0	0	0-0	96
1967	Leeland Jones	12	0-0	0	0-0	72
1968	Joe Zelmanski	10	0-0	0	0-0	60
1969	John Faller	5	0-0	0	0-0	30
1970	John Faller	5	0-0	0	0-0	30
1977	Mark Gabryel	2	0-0	0	0-0	12
1978	Mark Gabryel	7	0-0	1	0-0	44
1979	Steve Pawluk	0	5-6	0	9-11	32
1980	Mark Maier	5	0-0	1	0-0	32
1981	Joe D'Amico	8	0-0	0	0-0	48
1982	Pat Whitehead	15	0-0	1	0-0	92
1983	Chris D'Amico	10	0-0	0	0-0	60
1984	Chris D'Amico	4	0-0	0	0-0	24
	Dane Hightower	4	0-0	0	0-0	24
	Mike Stepien	4	0-0	0	0-0	24
1985	Dane Hightower	9	0-0	0	0-0	54
1986	O.D. Underwood	15	0-0	0	0-0	90
1987	O.D. Underwood	10	0-0	1	0-0	62
1988	Tom McLaughlin	0	10-11	0	10-12	40
1989	Ray Hobson	7	0-0	0	0-0	42
1990	Alan Bell	10	0-0	2	0-0	64
1991	Ray Hobson	10	0-0	0	0-0	60
1992	Alan Bell	11	0-0	0	0-0	66
1993	Cliff Scott	7	0-0	1	0-0	44
1994	Mark Mozrall	0	12-19	0	8-12	36
1995	Gerald Carlson	0	17-19	0	17-22	68
1996	Gerald Carlson	0	28-33	0	11-27	61
1997	Anthony Swan	10	0-0	0	0-0	60
1998	Kali Watkins	10	0-0	0	0-0	60
1999	Drew Haddad	6	0-0	0	0-0	36
2000	Scott Keller	0	19-22	0	6-13	37
2001	Dallas Pelz	0	19-21	0	12-18	55
2002	Aaron Leeper	10	0-0	0	0-0	60
2003	Dallas Pelz	0	15-16	0	14-17	57
2004	Steven King	7	0-0	0	0-0	42
2005	Chad Upshaw	3	0-0	0	0-0	18
	Steven King	3	0-0	0	0-0	18
	Michael Baker	0	12-13	0	2-8	18
2006	Steven King	6	0-0	0	0-0	36
	James Starks	6	0-0	0	0-0	36
2007	James Starks	14	0-0	0	0-0	84
2008	James Starks	17	0-0	0	0-0	102
2009	A.J. Principe	0	33-36	0	10-13	63
2010	A.J. Principe	0	20-21	0	7-11	41
2011	Branden Oliver	13	0-0	0	0-0	78
2012	Alex Neutz	11	0-0	0	0-0	66
2013	Branden Oliver	16	0-0	0	0-0	96
2014	Anthone Taylor	12	0-0	0	0-0	72
2015	Jordan Johnson	12	0-0	0	0-0	72
2016	Adam Mitcheson	0	21-23	0	11-18	54
2017	Anthony Johnson	14	0-0	0	0-0	84
2018	Jaret Patterson	14	0-0	0	0-0	84



KALI WATKINS



RAY HOBSON



A.J. PRINCIPLE



RECORD BOOK

2019 BUFFALO FOOTBALL

KICKOFF & PUNT RETURNS

----- SEASON -----

KICKOFF RETURNS

PLAYER	RET	YEAR
1. Dahnell Singfield	37	1999
2. Terrell Jackson	33	2010
3. Andre Forde	30	2002
4. Dave Dawson	28	2003
Naaman Roosevelt	28	2006
Devin Campbell	28	2013
Devin Campbell	28	2014
8. Johnathan Hawkins	26	2016
Kali Watkins	26	1995
10. Kali Watkins	24	1998
Terrell Jackson	24	2011

KICKOFF RETURN YARDAGE

PLAYER	YARDS	YEAR
1. Dahnell Singfield	803	1999
2. Naaman Roosevelt	724	2006
3. Devin Campbell	669	2013
4. Devin Campbell	653	2014
5. Terrell Jackson	647	2010
6. Andre Forde	626	2002
7. Dave Dawson	578	2003
8. Kali Watkins	538	1995
9. Alan Bell	485	1989
10. Terrell Jackson	472	2011

KICKOFF RETURN AVG. (min. 10 returns)

PLAYER	AVG	YEAR
1. Naaman Roosevelt	25.85	2006
2. Rick Wells	25.00	1967
3. Gene Nance	24.83	1970
4. Alan Bell	24.25	1989
5. Devin Campbell	23.90	2013
6. Keith Warren	23.36	1993
7. Devin Campbell	23.30	2014
8. Pat Patterson	23.27	1967
9. Gary Quatrani	23.23	1978
10. Chaz Ahmed	22.43	1987
Naaman Roosevelt	22.43	2007

PUNT RETURNS

PLAYER	RET	YEAR
1. Andy Hurley	36	1984
2. Tom Elliott	27	1969
Steve Nappo	27	1985
4. K.J. Osborn	25	2018
6. Andy Hurley	23	1983
Drew Haddad	23	1998
8. Tom Hurd	22	1967
9. Joe Licata	21	1979
Drew Haddad	21	1999

PUNT RETURN YARDAGE

PLAYER	YARDS	YEAR
1. Drew Haddad	410	1998
2. K.J. Osborn	257	2018
3. Drew Haddad	254	1999
4. Andy Hurley	201	1984
5. Terrell Jackson	200	2010
6. Tom Elliott	193	1969
7. Matt Prelewicz	164	1991
8. Andre Forde	161	2002
9. Andy Hurley	159	1983
10. Tom Hurd	154	1965

PUNT RETURN AVG. (min. 10 returns)

PLAYER	AVG	YEAR
1. Drew Haddad	17.83	1998
2. Naaman Roosevelt	13.09	2006
3. Drew Haddad	12.10	1997
4. Tom Hurd	11.85	1965
5. Andre Forde	10.38	2001
6. K.J. Osborn	10.28	2018
7. Craig Rohlf	9.13	2001
8. Joe D'Amico	8.92	1981
9. Char Dranoski	8.75	1967
10. Matt Prelewicz	8.63	1991

----- CAREER -----

KICKOFF RETURNS

PLAYER	RET	YEARS
1. Terrell Jackson	86	2007-11
2. Devin Campbell	78	2012-15
3. Andre Forde	75	1999-02
4. Kali Watkins	67	1995-98
5. Naaman Roosevelt	62	2006-09
6. Alan Bell	61	1989-92
7. Dahnell Singfield	58	1998-02
8. Dave Dawson	53	2002-05
9. Chaz Ahmed	43	1987-89
10. Willie Ford	39	1992-94

KICKOFF RETURN YARDAGE

PLAYER	YARDS	YEARS
1. Devin Campbell	1,699	2012-15
2. Terrell Jackson	1,620	2007-11
3. Andre Forde	1,505	1999-02
4. Naaman Roosevelt	1,438	2006-09
5. Kali Watkins	1,301	1995-98
6. Alan Bell	1,244	1989-92
7. Dahnell Singfield	1,194	1998-02
8. Dave Dawson	1,080	2002-05
9. Willie Ford	803	1992-94
10. Chaz Ahmed	775	1987-89

KICKOFF RETURN AVG. (min. 20 returns)

PLAYER	AVG	YEARS
1. Gene Nance	24.83	1970
2. Ruben Lindo	24.53	1991-92
3. Naaman Roosevelt	23.19	2006-09
4. Pat Patterson	22.48	1967-69
5. Bob Baker	21.94	1960-62
6. Devin Campbell	21.78	2012-15
7. Chris D'Amico	21.23	1980-84
8. Keith Warren	20.89	1993-96
9. Bobby Jones	20.83	1990
10. Ken Rutkowski	20.71	1966-67

PUNT RETURNS

PLAYER	RET	YEARS
1. Andy Hurley	59	1983-84
2. Tom Hurd	54	1965-67
3. Drew Haddad	53	1996-99
4. Tom Elliott	50	1968-70
5. Joe Licata	34	1979-80
6. Matt Prelewicz	33	1991-93
K.J. Osborn	33	2016-18
8. Steve Nappo	32	1984-86
Terrence Fisher	32	1993-95
Jamie Gasparre	32	1996-97
Andre Forde	32	1999-02

PUNT RETURN YARDAGE

PLAYER	YARDS	YEAR
1. Drew Haddad	787	1996-99
2. Tom Hurd	433	1965-67
3. Andy Hurley	360	1983-84
4. K.J. Osborn	339	2016-18
5. Tom Elliott	331	1968-70
6. Andre Forde	296	1999-02
7. Terrell Jackson	278	2007-11
8. Naaman Roosevelt	267	2006-09
9. Matt Prelewicz	245	1991-93
Joe Licata	220	1979-80

PUNT RETURN AVG. (min. 20 returns)

PLAYER	AVG	YEAR
1. Drew Haddad	14.85	1996-99
2. Terrell Jackson	11.12	2007-11
3. K.J. Osborn	10.27	2016-18
4. Naaman Roosevelt	9.54	2006-09
5. Andre Forde	9.25	1999-02
6. Dan Sella	9.16	1964-66
7. Craig Rohlf	9.13	1998-01
8. Tom Hurd	8.02	1965-67
9. Dan Mettica	7.71	1986-87
10. Matt Prelewicz	7.42	1991-93



ANDRE FORDE



TERRELL JACKSON



RECORD BOOK

2019 BUFFALO FOOTBALL

KICKING & PUNTING

----- SEASON -----

FIELD GOALS

PLAYER	FGS	YEAR
1. Gerald Carlson	17	1995
2. Adam Mitcheson	15	2017
3. A.J. Principe	15	2007
4. Dallas Pelz	14	2003
5. Patrick Clarke	13	2013
6. Adam Mitcheson	13	2015
7. Dallas Pelz	12	2001
8. A.J. Principe	12	2008
9. Adam Mitcheson	11	2016
Patrick Clarke	11	2012
Gerald Carlson	11	1996
Bernie Weber	11	1982

EXTRA POINTS

PLAYER	PATS	YEAR
1. Adam Mitcheson	51	2018
2. A.J. Principe	48	2008
3. Patrick Clarke	45	2013
4. Patrick Clarke	41	2014
5. Adam Mitcheson	37	2017
6. Mark Mozrall	33	1992
7. A.J. Principe	33	2009
8. A.J. Principe	32	2007
9. Adam Mitcheson	31	2015
10. Patrick Clarke	28	2012
Gerald Carlson	28	1996

POINTS SCORED

PLAYER	PTS	YEAR
1. A.J. Principe	84	2008
Patrick Clarke	84	2013
3. Adam Mitcheson	82	2017
4. Adam Mitcheson	78	2018
5. A.J. Principe	77	2007
6. Adam Mitcheson	70	2015
7. Gerald Carlson	68	1995
8. A.J. Principe	63	2009
9. Patrick Clarke	61	2012
Gerald Carlson	61	1996

TOTALS PUNTS

PLAYER	PUNTS	YEAR
1. Scott McMahan	81	2002
2. Tyler Grassman	80	2012
Ben Woods	80	2005
4. Dominic Milano	79	2003
5. Paul Jack	75	1968
6. Gerald Carlson	74	1994
7. Kyle DeWeen	72	2016
Ben Woods	72	2004
9. Tyler Grassman	71	2013
10. Dana Loucks	70	1988

PUNTING YARDS

PLAYER	YARDS	YEAR
1. Scott McMahan	3,258	2002
2. Dominic Milano	2,977	2003
3. Ben Woods	2,967	2005
4. Ben Woods	2,964	2004
5. Kyle DeWeen	2,865	2016
6. Gerald Carlson	2,853	1993
7. Tyler Grassman	2,841	2013
8. Tyler Grassman	2,828	2012
9. Tyler Grassman	2,664	2015
10. Scott McMahan	2,642	2001

PUNT AVERAGE

PLAYER	AVG	YEAR
1. Evan Finegan	41.75	2018
2. Ben Woods	41.66	2007
3. Mike Masucci	41.45	2000
4. Ben Woods	41.17	2004
5. Tyler Grassman	41.00	2015
6. Mike Masucci	40.77	1999
7. Kyle DeWeen	40.61	2017
8. Tyler Grassman	40.70	2014
9. Scott McMahan	40.22	2002
10. Tyler Grassman	40.01	2013

----- CAREER -----

FIELD GOALS

PLAYER	FGS	YEARS
1. Adam Mitcheson	48	2015-18
2. A.J. Principe	44	2007-10
3. Patrick Clarke	36	2011-14
4. Dallas Pelz	35	2000-03
5. Gerald Carlson	28	1993-96
6. Mark Mozrall	22	1991-94
7. Tom McLaughlin	20	1988-91
8. Scott Keller	19	1997-00
9. Bernie Weber	12	1982-83
10. Steve Pawluk	11	1978-79

EXTRA POINTS

PLAYER	PATS	YEARS
1. Adam Mitcheson	140	2015-18
2. A.J. Principe	133	2007-10
3. Patrick Clarke	124	2011-14
4. Scott Keller	71	1997-00
5. Mark Mozrall	69	1991-94
6. Tom McLaughlin	50	1988-91
Bob Embow	50	1966-68
8. Gerald Carlson	45	1993-96
Michael Baker	45	2002-05
10. Dallas Pelz	42	2000-03

POINTS SCORED

PLAYER	PTS	YEARS
1. Adam Mitcheson	284	2015-18
2. A.J. Principe	265	2007-10
3. Patrick Clarke	229	2011-14
4. Dallas Pelz	147	2000-03
5. Mark Mozrall	135	1991-94
6. Gerald Carlson	129	1993-96
7. Scott Keller	128	1997-00
8. Tom McLaughlin	110	1988-91
9. Bob Embow	80	1966-68
10. Bernie Weber	76	1981-83

TOTAL PUNTS

PLAYER	PUNTS	YEARS
1. Ben Woods	281	2004-07
2. Tyler Grassman	266	2012-15
3. Gerald Carlson	260	1993-96
4. Mike Masucci	199	1997-00
5. Doug Radwanski	158	1990-92
6. Scott McMahan	149	2001-02
7. Paul Jack	141	1967-69
8. Peter Fardon	138	2008-11
9. Dana Loucks	135	1987-88
10. Sam Monaco	129	1978-80

PUNTING YARDS

PLAYER	YARDS	YEARS
1. Ben Woods	11,053	2004-07
2. Tyler Grassman	10,370	2012-15
3. Gerald Carlson	9,732	1993-96
4. Mike Masucci	7,731	1997-00
5. Scott McMahan	5,900	2001-02
6. Doug Radwanski	5,440	1990-92
7. Kyle DeWeen	5,139	2016-17
8. Peter Fardon	5,081	2008-11
9. Paul Jack	4,790	1967-69
10. Dana Loucks	4,698	1987-88

PUNT AVERAGE

PLAYER	AVG	YEARS
1. Kyle DeWeen	40.10	2016-17
2. Scott McMahan	39.60	2001-02
3. Ben Woods	39.33	2004-07
4. Tyler Grassman	38.98	2012-15
5. Mike Masucci	38.85	1997-00
6. Jacob Schum	38.74	2010-11
7. Dominic Milano	37.68	2003
8. Gerald Carlson	37.43	1993-96
9. Peter Fardon	36.93	2008-11
10. Dana Loucks	34.80	1987-88

LONGEST FIELD GOALS

PLAYER	FG	OPPONENT
1. Gerald Carlson	54	Edinboro (9/28/96)
2. Bernie Weber	52	Canisius (10/8/83)
Gerald Carlson	52	Villanova (9/30/95)
John Rachuna	52	Miami (OH) (10/30/10)
5. Mark Mozrall	51	at Youngstown St. (10/30/93)
Gerald Carlson	51	UMass (10/14/95)
Gerald Carlson	51	UConn (9/7/96)
Patrick Clarke	51	at W. Michigan (10/12/13)
9. Dallas Pelz	50	at Army (11/10/01)
Dallas Pelz	50	at Toledo (11/1/03)
Patrick Clarke	50	UConn (9/28/13)



BEN WOODS



DEFENSE

----- SEASON -----

TOTAL TACKLES

PLAYER	TACKLES	YEAR
1. Craig Guest	161	1995
2. Khalil Hodge	154	2017
3. Pete Conley	145	1995
4. Khalil Hodge	144	2018
5. Steve Wojciechowski	142	1987
6. Craig Guest	136	1996
7. Mike Laipple	127	1985
8. Mike Laipple	125	1986
Justin Winters	125	2008
10. Khalil Hodge	123	2016
Davonte Shannon	123	2007

SOLO TACKLES

PLAYER	TACKLES	YEAR
1. Craig Guest	80	1996
2. Craig Guest	77	1995
3. Davonte Shannon	73	2007
4. Davonte Shannon	70	2008
5. Mike Newton	69	2008
6. Pete Conley	68	1995
7. Nick Gilbo	67	2015
8. Khalil Hodge	66	2017
9. J.J. Gibson	65	2001
Mark Graham	65	2002
Davonte Shannon	65	2010

ASSISTED TACKLES

PLAYER	TACKLES	YEAR
1. Khalil Hodge	88	2017
2. Khalil Hodge	86	2018
3. Craig Guest	84	1995
4. Mike Laipple	81	1985
Steve Wojciechowski	81	1987
Dale Worrall	81	1989
7. Pete Conley	77	1995
8. Len Palumbo	75	1989
9. Mike Laipple	74	1984
10. Mike Laipple	73	1986

TACKLE FOR LOSS

PLAYER	TFLS	YEAR
1. Vince Canosa	21.5	1994
2. Khalil Mack	21.0	2012
3. Khalil Mack	20.5	2011
4. Tim Teicher	19.5	1987
5. Rich Dadabo	19.0	1990
Keith Hansen	19.0	1996
Larry Hutchinson	19.0	2007
Khalil Mack	19.0	2013
9. John White	16.0	1982
10. Craig Guest	15.0	1995
Duane Williams	15.0	2000
Trevor Scott	15.0	2007

QUARTERBACK SACKS

PLAYER	SACKS	YEAR
1. Vince Canosa	12.5	1993
2. Dan Leo	11.0	1986
3. Tim Teicher	10.5	1987
Khalil Mack	10.5	2013
5. Trevor Scott	10.0	2007
6. Rich Dadabo	9.0	1990
Rich Dadabo	9.0	1992
Keith Hansen	9.0	1996
Anthony Scott	9.0	1996
Duane Williams	9.0	2000
Trevor Scott	9.0	2006

FORCED FUMBLES

PLAYER	FF	YEAR
1. Anthony Scott	6	1996
2. Khalil Mack	5	2011
Khalil Mack	5	2013
4. Khalil Mack	4	2012
Rich Dadabo	4	1991
Pete Conley	4	1995
Craig Guest	4	1996
Keith Hansen	4	1996
Kareem Byrom	4	2006
Justin Winters	4	2008
Adam Redden	4	2014
James Patterson	4	2018

FUMBLE RECOVERIES

PLAYER	FR	YEAR
1. John White	4	1979
Kim Frink	4	1984
Dave May	4	1985
Kevin Deakin	4	1987
Jesse Imes	4	2006
Domonic Cook	4	2008
6. 18 players with	3	

INTERCEPTIONS

PLAYER	INTS	YEAR
1. Steve Nappo	13	1986
2. John Bernard	12	1983
3. Andy Hurley	9	1983
4. Jon Williams	8	1988
5. Andy Hurley	7	1984
6. Gordon Bukaty	6	1959
Tom Hurd	6	1966
Dave Short	6	1990
Mark Graham	6	2002
Domonic Cook	6	2010

PASSES DEFENDED (INTS + PBU's)

PLAYER	PDS	YEAR
1. Boise Ross	20	2015
2. Dave Short	16	1990
Najja Johnson	16	2011
4. Mike Chichester	15	1996
5. Gemara Williams	14	2005
Robert Harris	14	1993
Mike Lambert	14	2002
8. Mark Graham	13	2002
Kevin Concepcion	13	2002
Cortney Lester	13	2014



KHALIL HODGE



CRAIG GUEST



VINCE CANOSA



RECORD BOOK

2019 BUFFALO FOOTBALL

DEFENSE

----- CAREER -----

TOTAL TACKLES

PLAYER	TACKLES	YEARS
1. Davonte Shannon	461	2007-10
2. Craig Guest	455	1993-96
3. Khalil Hodge	421	2016-18
4. Mike Laipple	402	1983-86
5. Pete Conley	376	1992-95
6. J.J. Gibson	357	2001-04
7. Lee Skinner	344	2011-14
8. Mike Newton	342	2006-09
9. Khalil Mack	327	2010-13
10. Shane Currey	300	1978-81
Cosmo Nestola	300	1979-82

SOLO TACKLES

PLAYER	TACKLES	YEARS
1. Davonte Shannon	258	2007-10
2. Craig Guest	236	1993-96
3. J.J. Gibson	220	2001-04
4. Mike Newton	196	2006-09
5. Pete Conley	191	1992-95
6. Khalil Mack	186	2010-13
7. Khalil Hodge	185	2016-18
8. Mark Graham	182	2000-03
9. Gemara Williams	176	2002-05
10. Bryan Cummings	158	2002-05

ASSISTED TACKLES

PLAYER	TACKLES	YEARS
1. Mike Laipple	265	1983-86
2. Khalil Hodge	236	2016-18
3. Craig Guest	219	1993-96
4. Davonte Shannon	200	2007-10
5. Lee Skinner	190	2011-14
6. Pete Conley	185	1992-95
7. Dave May	183	1983-86
8. Kevin Deakin	182	1986-89
9. Steve Wojciechowski	173	1985-87
10. Cosmo Nestola	164	1979-82
Dale Worrall	164	1989-91

TACKLE FOR LOSS

PLAYER	TFLS	YEARS
1. Khalil Mack	75.0	2010-13
2. Vince Canosa	50.5	1992-95
3. Rich Dadabo	42.0	1989-92
4. Keith Hansen	41.0	1994-97
5. Craig Guest	40.0	1993-96
6. John White	34.0	1979-81
Hardy Mitchell	34.0	1994-97
8. Dave May	33.5	1983-86
9. Chris Shelly	31.0	1998-01
10. Rob Schroeder	29.5	2002-05
Steven Means	29.5	2009-12

QUARTERBACK SACKS

PLAYER	SACKS	YEARS
1. Khalil Mack	28.5	2010-13
2. Rich Dadabo	24.0	1989-92
Vince Canosa	24.0	1992-95
4. Trevor Scott	19.0	2004-07
5. Steven Means	18.5	2009-12
Dave May	18.0	1983-86
Keith Hansen	16.0	1994-97
8. Hardy Mitchell	15.5	1994-97
9. Colby Way	15.0	2010-13
10. Dan Leo	14.5	1986-88

FORCED FUMBLES

PLAYER	FF	YEARS
1. Khalil Mack	16	2010-13
2. Keith Hansen	7	1994-97
3. Rich Dadabo	6	1989-92
Pete Conley	6	1992-95
Anthony Scott	6	1993-96
Chris Shelly	6	1998-01
Adam Redden	6	2011-14
8. Kareem Byrom	5	2005-07
Vince Canosa	5	1992-95
Craig Guest	5	1993-96
Bryan Cummings	5	2002-05
Davonte Shannon	5	2007-10
Domonic Cook	5	2007-10
Justin Winters	5	2007-10
Demone Harris	5	2014-17

FUMBLE RECOVERIES

PLAYER	FR	YEARS
1. Dave May	7	1983-86
Kevin Deakin	7	1986-89
3. Frank Berrafato	6	1978-81
Gerry Quinlivan	6	1981-84
Craig Guest	6	1993-96
Domonic Cook	6	2007-10
7. John White	5	1979-81
Dean Angelo	5	1982-85
Mark Giacobelli	5	1982-85
Keith Hansen	5	1994-97
Craig Rohlf	5	1998-01
Adam Redden	5	2011-14

INTERCEPTIONS

PLAYER	INTS	YEARS
1. Steve Nappo	19	1984-86
2. John Bernard	18	1980-83
3. Andy Hurley	16	1983-84
4. Dan Sella	12	1964-66
Tim Hurd	12	1965-67
Mark Graham	12	2000-03
Mike Newton	12	2006-09
8. Gordon Bukaty	11	1958-60
Domonic Cook	11	2007-10
10. Craig Rohlf	10	1998-01
Davonte Shannon	10	2007-10

PASSES DEFENDED (INTs + PBU's)

PLAYER	AVG	YEARS
1. Gemara Williams	39	2002-05
2. Najja Johnson	38	2010-13
Cortney Lester	38	2011-14
4. Mark Graham	37	2000-03
5. Domonic Cook	36	2007-10
6. Mike Newton	32	2006-09
7. Terrence Fisher	29	1993-95
Mike Lambert	29	1999-02
Josh Thomas	29	2007-10
10. Dave Short	28	1988-91

TURNOVERS CAPTURED (FR + INT)

PLAYER	AVG	YEARS
1. Steve Nappo	23	1984-86
2. John Bernard	20	1980-83
3. Andy Hurley	17	1983-84
4. Mike Newton	16	2006-09
Domonic Cook	16	2007-10
6. Mark Graham	15	2000-03
Craig Rohlf	15	1998-01
8. Gerry Quinlivan	14	1981-84
9. Dan Sella	12	1964-66
Tim Hurd	12	1965-67
Jon Williams	12	1987-88
Davonte Shannon	12	2007-10



TREVOR SCOTT



GEMARA WILLIAMS



RECORD BOOK

2019 BUFFALO FOOTBALL

DEFENSE

----- YEAR-BY-YEAR TACKLES LEADERS -----

YEAR	PLAYER	SOLO	ASSTS	TOTAL
1970	Larry Madden	59	41	100
1977	Dan Vecchies	19	18	37
1978	Shane Currey	40	64	104
1979	Shane Currey	49	61	110
1980	Cosmo Nestola	41	45	86
1981	Shane Currey	46	40	86
1982	Cosmo Nestola	45	64	109
1983	Gerry Quinlivan	40	39	79
1984	Mike Laipple	19	74	93
1985	Mike Laipple	46	81	127
1986	Mike Laipple	52	73	125
1987	Steve Wojciechowski	61	81	142
1988	Dave Ruzsala	36	58	94
1989	Dale Worrall	28	81	109
1990	Dale Worrall	51	63	114
1991	Darryl O'Shei	45	43	88
	Bill Stonecypher	42	46	88
1992	Bill Stonecypher	43	22	65
1993	Pete Conley	49	35	84
1994	Pete Conley	47	61	108
1995	Craig Guest	77	84	161
1996	Craig Guest	80	56	136
1997	Ted McDuffie	57	41	98
1998	Antonio Perry	40	47	87
1999	Chris Shelly	36	53	89
2000	Chris Gray	63	36	99
2001	Bobby Johnson	45	67	112
2002	Mark Graham	65	24	89
2003	Mark Graham	57	27	84
2004	J.J. Gibson	63	50	113
2005	Kareem Byrom	48	37	85
2006	Jeff Bublavi	59	51	110
2007	Davonte Shannon	73	50	123
2008	Justin Winters	58	67	125
2009	Davonte Shannon	50	47	97
2010	Davonte Shannon	65	55	120
2011	Fred Branch	47	35	82
2012	Khalil Mack	52	42	94
2013	Khalil Mack	56	44	100
2014	Lee Skinner	44	52	96
2015	Nick Gilbo	67	46	113
2016	Khalil Hodge	61	62	123
2017	Khalil Hodge	66	88	154
2018	Khalil Hodge	58	86	144

----- YEAR-BY-YEAR SACKS LEADERS -----

YEAR	PLAYER	SACKS
1982	John White	8.5
1983	Steve Armstrong	5.0
1984	Jim Stopa/Kim Frink	4.0
1985	Dave May	5.0
1986	Dan Leo	11.0
1987	Tim Teicher	10.5
1988	Dan Zugelder	4.5
1989	Tony Jones	7.5
1990	Rich Dadabo	9.0
1991	Trevor Nickerson	7.0
1992	Rich Dadabo	9.0
1993	Vince Canosa	12.5
1994	Vince Canosa	7.0
1995	Jason Kuehn	6.0
1996	Keith Hansen/Anthony Scott	9.0
1997	Dan Poulsen	7.0
1998	Dan Poulsen	5.5
1999	Jamie Guerra	3.0
2000	Duane Williams	9.0
2001	Chris Shelly	3.5
2002	Rob Schroeder	4.5
2003	Mark Graham/J.J. Gibson	3.0
2004	Aaron Sanders	6.5
2005	Aaron Sanders	6.5
2006	Trevor Scott	9.0
2007	Trevor Scott	10.0
2008	Mike Thompson/Andrae Smith	3.0
2009	Steven Means	5.0
2010	Steven Means/Khalil Mack	4.5
2011	Khalil Mack	5.5
2012	Khalil Mack	8.0
2013	Khalil Mack	10.5
2014	Lee Skinner	6.5
2015	Okezie Alozie	5.0
2016	Brandon Crawford	4.0
2017	Demone Harris	5.0
2018	Chuck Harris	6.5



PETE CONLEY



KHALIL MACK



DAVONTE SHANNON

BUFFALO BULLS



RECORD BOOK

2019 BUFFALO FOOTBALL

DEFENSE

--- YEAR-BY-YEAR INTERCEPTIONS LEADERS ---

YEAR	PLAYER	INTS	YARDS
1949	Raymond Wodarczak	4	30
	Alfred Zwolinski	4	23
1950	Casimer Kania	3	34
1951-57	Records not available		
1958	Gordon Bukaty	3	26
	James Allegretto	3	14
1959	Gordon Bukaty	6	41
1960	John Valentich	3	33
1961	Richard Dickman	2	17
	Tom Butler	2	14
1962	John Cimba	4	51
1963	Dick Condino	4	24
1964	Dan Stella	3	7
1965	Dan Stella	4	32
1966	Tom Hurd	6	167
1967	Tom Hurd	4	3
1968	Nick Kish	3	41
1969	Tom Elliott	3	61
1970	Bruce Fraser	2	17
	Tom Osika	2	0
1977	Dan Vecchies	2	2
1978	Mark DiFrancesco	3*	41
1979	Sean Kowal	3	25
	Frank Berrafato	3	-1
1980	Greg Kozar	4	36
1981	Gerry Quinlivan	3	10
1982	John Bernard	5	72
1983	John Bernard	12*	143
1984	Andy Hurley	7	110
1985	Steve Nappo	5	60
1986	Steve Nappo	13	155
1987	Steve Magera	3	5
1988	Jon Williams	8	153
1989	Dave Anastasi	3	2
1990	Dave Short	6*	125
1991	Three Players	3	
1992	Robert Harris	5	20
1993	Kareem Stroman	5	28
1994	Terry Morgan	3*	99
1995	Three players	2	
1996	Bill Tipton	4*	160
1997	Three Players	2	
1998	Jeff Lawrence	3	0
1999	Craig Rohlfs	5	109
2000	Duane Williams	3	73
	Mark Graham	3	-2
2001	Craig Rohlfs	4*	101
2002	Mark Graham	6	72
2003	Gemara Williams	2	47
2004	James Evans	4	41
2005	Kareem Byrom	3	13
2006	Mike Newton	5	108
2007	Mike Newton	4*	112
2008	Domonic Cook	3	39
2009	Mike Newton	2	30
	Davonte Shannon	2	50
2010	Domonic Cook	6	33
2011	Cortney Lester	2	11
2012	Najja Johnson	5	0
2013	Khalil Mack	3	125
	Najja Johnson	3	39
	Cortney Lester	3	38
2014	Boise Ross	1	0
	Witney Sherry	1	0
2015	Four Players	2	-
2016	Tim Roberts	2	0
2017	Ryan Williamson	3	18
2018	Cameron Lewis	3	37
	Brandon Williams	3	18

-- YEAR-BY-YEAR PASSES DEFENDED LEADERS --

YEAR	NAME	INT	PBU	TOTAL
1987	Jon Williams	1	9	10
1988	Jon Williams	8	2	10
1989	Tony Jones	0	10	10
1990	Dave Short	6	10	16
1991	P.J. Riga	3	5	8
	Mark Anderson	3	5	8
1992	Robert Harris	5	6	11
1993	Robert Harris	2	12	14
1994	Terrence Fisher	1	10	11
1995	Terrence Fisher	2	9	11
1996	Mike Chichester	2	13	15
1997	Ted McDuffie	2	8	10
1998	Carlos Spencer	1	7	8
	Jeff Lawrence	3	5	8
1999	Craig Rohlfs	5	0	5
2000	Duane Williams	3	6	9
2001	Mark Graham	2	10	12
	Mike Lambert	3	9	12
2002	Mike Lambert	2	12	14
2003	Gemara Williams	2	7	9
2004	Gemara Williams	0	10	10
2005	Gemara Williams	1	13	14
2006	Mike Newton	5	2	7
	Kendric Hawkins	2	5	7
2007	Davonte Shannon	3	5	8
2008	Domonic Cook	3	7	10
2009	Domonic Cook	1	10	11
2010	Domonic Cook	6	6	12
2011	Najja Johnson	1	15	16
2012	Najja Johnson	5	6	11
2013	Najja Johnson	3	9	12
2014	Cortney Lester	0	13	13
2015	Boise Ross	2	18	20
2016	Boise Ross	0	7	7
2016	Cameron Lewis	0	7	7
2017	Tatum Slack	0	9	9
2018	Cameron Lewis	3	6	0



MIKE NEWTON



NAJJA JOHNSON



SINGLE-SEASON RECORDS

----- RUSHING -----

ATTEMPTS

ATT	YEAR	GAMES
1. 585	2018	14
2. 541	1966	10
3. 538	2013	13
4. 531	1967	10
531	1986	11
6. 529	2003	12
7. 528	1996	11
8. 524	1993	11
9. 521	1968	10
10. 495	1980	11

YARDS

YDS	YEAR	GAMES
1. 2,648	2018	14
2. 2,463	1998	11
3. 2,247	1986	11
4. 2,176	2013	13
5. 2,120	2012	12
6. 2,040	1959	9
7. 2,026	2003	12
8. 2,008	2004	11
9. 1,965	2014	11
10. 1,962	2009	12

TOUCHDOWNS

YEAR	TDS	GAMES
1. 2018	36	14
2. 2008	27	14
3. 1986	26	11
4. 1992	25	10
1998	25	11
6. 1959	24	9
1967	24	10
8. 1966	23	10
1991	23	10
10. 2011	21	12
2013	21	12

YARDS-PER-GAME

YEAR	YPG	GAMES
1. 1959	226.7	9
2. 1998	223.0	11
3. 1986	204.3	11
4. 1958	203.7	9
5. 1969	199.8	9
6. 1967	195.6	10
7. 1964	192.0	9
8. 1962	190.1	9
9. 2018	189.1	14
10. 1956	186.6	8

FIRST DOWNS

YEAR	NO.	GAMES
1. 1998	138	11
2. 2018	136	14
3. 1986	126	11
4. 2013	117	13
5. 2003	110	12
6. 2012	106	12
1959	106	9
8. 1992	103	10
9. 2008	102	14
10. 2011	99	12

----- PASSING -----

ATTEMPTS

YEAR	ATT	GAMES
1. 2008	472	14
2. 2015	455	12
3. 1997	453	11
4. 2002	432	12
5. 2013	427	13
6. 2011	422	12
7. 2018	419	14
8. 1983	414	10
9. 1982	410	10
2010	410	12

COMPLETIONS

YEAR	COMP	GAMES
1. 2008	306	14
2. 2015	283	12
3. 2007	262	12
4. 1997	246	11
5. 2013	243	13
6. 2011	236	12
7. 2014	235	11
8. 2017	234	12
9. 2018	230	14
10. 2009	228	12

YARDS

YEAR	YDS	GAMES
1. 2017	3,490	12
2. 2008	3,326	14
3. 1997	3,275	11
4. 2018	3,155	14
5. 1982	3,029	10
6. 2015	2,994	12
7. 2013	2,955	13
8. 2009	2,903	12
9. 2014	2,855	11
10. 1983	2,761	10

TOUCHDOWNS

YEAR	TDS	GAMES
1. 2014	32	11
2. 2018	28	14
3. 2008	25	14
2013	25	13
5. 2017	24	12
6. 2009	21	12
7. 1982	20	10
8. 1983	19	10
1992	19	10
10. 1997	18	11

YARDS-PER-GAME

YEAR	YPG	GAMES
1. 1982	302.9	10
2. 1997	297.7	11
3. 2017	290.8	12
4. 1983	276.1	10
5. 2014	259.5	11
6. 2015	249.5	12
7. 2009	241.9	12
8. 2008	237.6	14
9. 2013	227.3	13
10. 1981	225.4	10
2018	225.4	14

FIRST DOWNS

YEAR	NO.	GAMES
1. 1997	157	11
2. 2008	155	14
3. 2017	145	12
4. 2015	143	12
5. 2009	139	12
6. 2013	131	13
7. 1982	128	10
2018	128	14
9. 2007	123	12
10. 2014	122	11

----- FIRST DOWNS -----

RUSHING & PASSING

NO.	YEAR	GAMES
1. 264	2018	14
2. 257	2008	14
3. 248	2013	13
4. 243	1998	11
5. 239	2009	12
6. 228	2015	12
7. 224	2017	12
8. 221	1986	11
9. 219	2014	11
10. 217	2011	12

BY PENALTY

NO.	YEAR	GAMES
1. 45	2018	14
2. 29	2012	12
3. 28	2013	13
4. 27	2001	11
27	2017	12
6. 26	2002	12
7. 25	2009	12
25	2014	11
9. 22	2000	11
22	2003	12
22	2004	11
22	2008	14



TEAM RECORDS

----- SINGLE-SEASON -----

TOTAL OFFENSE

Yards Gained	5,803	2018
Yards Per Game	438.2	2014
Plays	1,004	2018
Touchdowns	64	2018
Fumbles	41	1957
Fumbles Lost	26	1957

TOTAL DEFENSE

Fewest Yards Allowed	
1. 1984	2,717
2. 1981	2,915
3. 1985	2,949

RUSHING DEFENSE

Yards Allowed	
1. 1986	1,224
2. 1983	1,406
3. 1981	1,408

TOUCHDOWNS ALLOWED

1. 1983	8
2. 1981	10
1984	10

PASSING DEFENSE

Yards Allowed	
1. 1988	1,245
2. 1985	1,265
3. 1984	1,298

TOUCHDOWNS ALLOWED

1. 1985	5
2. 1981	7
1984	7
1989	7

INTERCEPTIONS

1. 1959	31
2. 1986	26
3. 1983	25

PENALTIES

Penalties Against	104	1994
Yards Penalized	972	1994

PUNTING

Most Punts	86	2002
Highest Average	41.8	2018

PUNT RETURNS

Punt Returns	37	1984
Yards	427	1998
Average	17.8	1998

KICKOFF RETURNS

Kickoff Returns	65	1999
Yards	1,310	1999
Average	21.4	2006

SCORING

Points	484	2018
Touchdowns	66	2018
Extra Points	54	2018
Two-Point Conversions	6	1986
Field Goals	17	1995

ADDITIONAL RECORDS

Wins	10	2018
Consecutive Wins	9	1896-98; 1898-99
Consecutive Wins in a Season	7	2013
Consecutive Unbeaten Games	11	1895-98
Losses (one season)	11	1999, 2002, 2003
Consecutive Losses	18	1998-00; 2001-03
Consecutive Winless Games	21	1925-28
Consecutive Games w/o Being Shutout	48	1965-70; 2006-11
Greatest Margin of Victory	81	81-0 vs. Hobart, 1918
Greatest Margin of Defeat	128	128-0 vs. Michigan, 1901
All-time Overtime Record	8-5	



RECORD BOOK

2019 BUFFALO FOOTBALL

TEAM RECORDS

----- SINGLE-GAME TEAM OFFENSE -----

TOTAL OFFENSE

Plays _____ 115 _____ at Connecticut (10/4/97)
Yards _____ 645 _____ vs. Western Michigan (10/7/17)
Touchdowns _____ 9 _____ vs. Western Michigan (10/7/17)

TOTAL OFFENSE (BOTH TEAMS)

Plays _____ 193 _____ vs. Western Michigan (10/7/17)
Yards _____ 1,375 _____ vs. New Haven (9/12/92)
Touchdowns _____ 19 _____ vs. Western Michigan (10/7/17)

RUSHING

Attempts _____ 72 _____ vs. Hofstra (10/24/92)
Yards _____ 486 _____ vs. Canisius (10/17/98)
Touchdowns _____ 7 _____ vs. Duquesne (11/2/91)

RUSHING (BOTH TEAM)

Attempts _____ 115 _____ vs. Mercyhurst (10/28/89)
Yards _____ 641 _____ vs. Duquesne (11/2/91)

PASSING

Attempts _____ 71 _____ at Connecticut (10/4/97)
Completions _____ 36 _____ at Toledo (11/12/13)
Yards _____ 597 _____ vs. Western Michigan (10/7/17)
Touchdowns _____ 7 _____ vs. Western Michigan (10/7/17)
Interceptions _____ 6 _____ vs. Cortland (10/3/56)

PASSING (BOTH TEAMS)

Attempts _____ 100 _____ vs. Alfred (11/12/83)
Completions _____ 59 _____ vs. Western Michigan (10/7/17)
Yards _____ 866 _____ vs. Western Michigan (10/7/17)

SCORING

Points _____ 81 _____ vs. Hobart (1918)
Touchdowns _____ 9 _____ vs. Western Michigan (10/7/17)
Field Goals _____ 5 _____ vs. Toledo (11/1/03)

FIRST DOWNS

First Downs _____ 33 _____ vs. Northern Illinois (10/22/11)
First Down Rushing _____ 25 _____ vs. Canisius (10/17/98)
First Downs Passing _____ 23 _____ at Toledo (11/12/13)

FUMBLES

Fumbles _____ 9 _____ vs. Gettysburg (9/16/61)
Fumbles Lost _____ 7 _____ vs. Hobart (10/8/55)

PENALTIES

Penalties Against _____ 17 _____ vs. Edinboro (9/27/93)
Yards Penalized _____ 171 _____ vs. Frostburg State (10/15/86)

KICKOFF RETURNS

Kickoff Returns _____ 11 _____ vs. Boston College (11/7/70)
Yards _____ 238 _____ vs. Findlay (9/6/87)

PUNT RETURNS

Punt Returns _____ 8 _____ vs. Norwich (10/30/82)
Yards _____ 125 _____ at Miami (OH) (11/20/99)

----- SINGLE-GAME TEAM DEFENSE -----

TOTAL DEFENSE (LOWS)

Plays _____ 45 _____ vs. Mercyhurst (10/27/90)
Yards _____ 84 _____ vs. Hofstra (10/24/92)
Touchdowns _____ 0 _____ Numerous times

OPPONENT RUSHING (LOWS)

Attempts _____ 17 _____ vs. Hofstra (10/24/92)
Yards _____ (-40) _____ vs. Hofstra (10/24/92)

OPPONENT PASSING (LOWS)

Attempts _____ 5 _____ vs. Lock Haven (11/16/95)
Completions _____ 1 _____ vs. Buffalo St. (9/19/87); vs. UMass (10/14/95)
Yards _____ 2 _____ vs. Ohio (11/3/01)
Interceptions _____ 6 _____ Six times

PUNTING

Most Punts _____ 16 _____ Kent State (10/23/57)

----- LONGEST PLAYS -----

LONGEST RUSHING PLAY

1. 95 (TD) _____ Ed Malanowics _____ vs. Hobart (11/16/29)
2. 92 (TD) _____ James Starks _____ at Miami (OH) (11/3/07)
3. 91 (TD) _____ Alan Bell _____ vs. Westminster (9/22/90)

LONGEST PASS PLAY

1. 92 (TD) _____ Joe Licata to Devon Hughes _____ vs. Norfolk State (9/20/14)
2. 91 (TD) _____ Mark Taylor to Jamie Gasparre _____ vs. Hofstra (11/2/96)
3. 90 (TD) _____ Chazz Anderson to Ed Young _____ vs. Ohio (10/8/11)

LONGEST PUNT

1. 86 _____ Dana Loucks _____ vs. Frostburg State (11/14/87)
2. 81 _____ Bill Brogan _____ vs. Cortland State (10/3/59)
3. 79 _____ Gerald Carlson _____ vs. Edinboro (9/28/86)

LONGEST FIELD GOAL

1. 54 _____ Gerald Carlson _____ vs. Edinboro (9/28/86)
2. 52 _____ Bernie Webber _____ vs. Canisius (10/8/83)
52 _____ Gerald Carlson _____ vs. Villanova (9/30/95)
52 _____ John Rachuna _____ vs. Miami (OH) (10/30/10)
5. 51 _____ Mark Mozrall _____ vs. Youngstown State (10/30/93)
51 _____ Gerald Carlson _____ vs. UMass (10/14/95)/vs. UConn (9/7/96)
51 _____ Patrick Clarke _____ at Western Michigan (10/12/13)

LONGEST INTERCEPTION RETURN

1. 90 (TD) _____ Gerry LaFountain _____ vs. Delaware (11/6/65)
2. 89 (TD) _____ Bill Tipton _____ vs. Lehigh (9/21/96)
3. 87 _____ Mike Lambert _____ vs. Western Michigan (10/5/02)

LONGEST PUNT RETURN

1. 94 (TD) _____ Drew Haddad _____ at Cornell (10/3/98)
2. 86 (TD) _____ Jacob Martinez _____ vs. Albany (9/5/15)
3. 83 (TD) _____ Andre Forde _____ vs. Lehigh (8/29/02)

LONGEST KICKOFF RETURN

1. 100 (TD) _____ Judd Rosengrant _____ vs. Hobart (1926)
2. 97 (TD) _____ Ernest Jackson _____ at Missouri (9/20/08)
3. 96 (TD) _____ Devin Campbell _____ vs. Eastern Michigan (10/5/13)



THE LAST TIME

Last Shutout:

Oct. 12, 2013 – Buffalo 33, Western Michigan 0

Last Time Shut Out:

Nov. 19, 2016 – at Western Michigan 38, Buffalo 0

Last Overtime Game:

Oct. 7, 2017 – vs. Western Michigan, 71-68 (7OT)

Last Overtime Win:

Sept. 24, 2016 – vs. Army, 23-20 (OT)

Last Overtime Loss:

Oct. 7, 2017 – vs. Western Michigan, 71-68 (7OT)

Last Kickoff Returned for a Touchdown:

Oct. 5, 2013 – Devin Campbell vs. Eastern Michigan (96 yds)

Last Punt Returned for a Touchdown:

Sept. 5, 2015 - Jacob Martinez vs. Albany (86 yds)

Last Interception Returned for a Touchdown:

Nov. 11, 2015 – Cameron Lewis vs. Northern Illinois (68 yards)

Last Fumble Returned for a Touchdown:

Dec. 22, 2018 – Tyrone Hill vs. Troy (93 yards)

Last 100 yard Rush Game:

Nov. 23, 2018 – Emmanuel Reed at Bowling Green (109 yards, 15 att.)

Last 200 yard Rush Game:

Oct. 27, 2016 – Jordan Johnson vs. Akron (282 yards, 24 att.)

Last UB Player To Score 4 or more rushing TDS/Game

Oct. 26, 2013 – Branden Oliver vs. Kent State (5, 17, 38, 4)

Last UB Player To Score 3 or more rushing TDS/Game

Oct. 30, 2018 – Tyree Jackson vs. Miami (OH) (7, 5, 4)

Last UB Rusher To Have 36 or More Carries In a Game

Nov. 28, 2014 – Anthonie Taylor at Massachusetts (237 yards, 36 att.)

Last Time Two UB Rushers Have Gone Over 100 Yards:

Oct. 6, 2018 – Kevin Marks at Central Michigan (167 yards, 18 att.)
Jaret Patterson at Central Michigan (121 yards, 18 att.)

Last Player to Have 10 or More Catches in a Game:

Oct. 7, 2017 – Anthony Johnson vs. W. Michigan (11 rec., 195 yds)

Last 100 yd Receiving Game:

Nov. 30, 2018 – Anthony Johnson vs. Miami (OH) (7 rec., 124 yards)

Last 200 yd Receiving Game:

Oct. 30, 2018 – Anthony Johnson vs. Miami (OH) (8 rec., 238 yards)

Last Receiver To Catch 3 TDs In One Game:

Oct. 30, 2018 –Anthony Johnson vs. Miami (OH) (75, 20, 10)

Last Receiver To Catch 4 or More TDs In One Game:

Nov. 16, 2017 – Anthony Johnson at Ball State (21,14,11,56)

Last Time Two UB Receivers Have Gone Over 100 Yards:

Nov. 16, 2017 – Anthony Johnson at Ball State (7 rec., 153 yds)
Antonio Nunn at Ball State (2 rec., 102 yds)

Last Time Three UB Receivers Have Gone Over 100 Yards:

Oct. 7, 2017 – Anthony Johnson vs. W. Michigan (11 rec., 195 yds)
Kamathi Holsey vs. Western Michigan (6 rec., 143 yds)
K.J. Osborn vs. Western Michigan (7 rec., 138)

Last 300 yd Passing Game:

Oct. 30, 2018 – Tyree Jackson vs. Miami (OH) (358)

Last 400 yd Passing Game:

Nov. 7, 2017 – Tyree Jackson vs. Bowling Green (406)

Last 500 yd Passing Game:

Oct. 7, 2017 – Drew Anderson vs. Western Michigan (597 yards)

Last Time a UB Quarterback Has Thrown 3 Touchdowns:

Oct. 30, 2018 – Tyree Jackson vs. Miami (OH) (3)

Last Time a UB Quarterback Has Thrown 4 Touchdowns:

Sept. 1, 2018 – Tyree Jackson vs. Delaware State (6)

Last Time a UB Quarterback Has Thrown 5+ Touchdowns:

Sept. 1, 2018 – Tyree Jackson vs. Delaware State (6)

Last Time a UB Quarterback Has Attempted 40 Passes:

Oct. 20, 2018 – Tyree Jackson at Toledo (25-of-46)

Last Time a UB Quarterback Has Completed 25 Passes:

Oct. 20, 2018 – Tyree Jackson at Toledo (25-of-46)

Last Successful Two-Point Conversion:

Dec. 22, 2018 – Tyree Jackson pass to Antonio Nunn vs. Troy

Last Defensive Two-Point Conversion:

Oct. 28, 2008 – Andrae Smith at Ohio on Kendric Hawkins blocked PAT

Last 50-Yard Plus Field Goal:

Oct. 12, 2013 – Patrick Clarke at Western Michigan (51 yards)

Last kicker to record four or more field goals in a game:

Oct. 20, 2007 – 4, A.J. Principe at Syracuse (31, 33, 29, 32)

Buffalo recorded a safety:

Sept. 19, 2015 – Nick Gilbo tackles ball carrier in the end zone at FAU

A UB player recorded two interceptions

Sept. 8, 2018 – Cameron Lewis at Temple

A UB player recorded three or more interceptions

Nov. 10, 2012 – Cortney Lester (3) vs. Western Michigan

A UB player forced two or more fumbles in a game

Nov. 7, 2017 – Chuck Harris vs. Bowling Green (2 FF)

A UB player recovered two or more fumbles in a game

Oct. 24, 2009 - Scott Pettigrew at Western Michigan (2 FR)

A UB player recorded 15 or more tackles

Sept. 29, 2018 – Khalil Hodge vs. Army (20 tackles)

A UB player recorded 20 or more tackles

Sept. 29, 2018 – Khalil Hodge vs. Army (20 tackles)

A UB player recorded two or more sacks in a game

Oct. 13, 2018 - Taylor Riggins vs. Akron (2.0 sacks)

A UB player blocked a field goal

Sept. 1, 2018 - Christian Gonzalez vs. Delaware State

A UB player blocked an extra point

Oct. 11, 2014 – Dalton Barksdale at Eastern Michigan

A UB player blocked a punt

Sept. 30, 2017 - Kobe Green at Kent State

Last blocked punt returned for a touchdown

Nov. 17, 2012 – Kyndal Minniefield at UMass (blocked by Adam Redden)



UB STADIUM PLAYER RECORDS

BUFFALO MARKS

Yards Rushing 249 (Branden Oliver vs. Ohio - 11/5/13)
Rushing Attempts 43 (Branden Oliver vs. Massachusetts - 10/19/13)
Rushing Touchdowns 5 (Anthony Swan vs. Fordham - 9/2/95)
Yards Passing 597 (Drew Anderson vs. Western Michigan - 10/7/17)
Passing Attempts 61 (Drew Anderson vs. Western Michigan - 10/7/17)
Passing Completions .. 35, three times (last: Drew Anderson vs. WMU - 10/7/17)
Touchdowns Thrown 7 (Drew Anderson vs. Western Michigan - 10/7/17)
Receptions 11 (Drew Haddad vs. Massachusetts - 10/18/97)
11 (Anthony Johnson vs. Western Michigan - 10/7/17)
Yards Receiving 195 (Anthony Johnson vs. Western Michigan - 10/7/17)
Total Offense 610 yards (Drew Anderson vs. Western Michigan - 10/7/17)
Points Scored 30 (Anthony Swan vs. Fordham - 9/2/95)
Punt Return Yards 86 (Jacob Martinez - 9/5/15)
Kickoff Return Yards 132 (Naaman Roosevelt vs. C. Mich. - 11/24/06)
Field Goals 4 (Dallas Pelz vs. Ohio - 10/25/03)
Tackles 29 (Craig Guest vs. Maine - 10/7/95)
Quarterback Sacks 4 (Duane Williams vs. Bowling Green - 9/23/00)

OPPONENT MARKS

Yards Rushing 264 (James Gilbert, Ball State - 10/15/16)
Rushing Attempts 42 (Eric Flowers, Central Michigan - 10/9/99)
Rushing Touchdowns 4 Nate Holley, Kent State - 10/8/16)
4 (Terry Caulley, Connecticut - 9/20/03)
4 (Eric Flowers, Central Michigan - 10/9/99)
Yards Passing 455 (Byron Leftwich, Marshall - 10/13/01)
Passing Attempts 63 (Tim Hiller, Western Michigan - 10/11/08)
Passing Completions 42 (Tim Hiller, Western Michigan - 10/11/08)
Touchdowns Thrown 5, five times (last: Jon Wassink, WMU - 10/7/17)
Receptions 13 (Steve Busch, Cornell - 10/5/96)
Yards Receiving 181 (Sean Schembra, Ball State - 10/21/00)
Total Offense 461 (Byron Leftwich, Marshall - 10/13/01)
Points Scored 24 (Terry Caulley, Connecticut - 9/20/03)
24 (Eric Flowers, Central Michigan - 10/9/99)
24 (Brian Klingerman, Lehigh - 9/17/94)
24 (Jarvion Franklin, Western Michigan - 10/7/17)
Field Goals 3 (Paul Savich, Central Michigan - 9/29/01)
3 (John Rodin, Cornell - 10/5/96)
3 (Matt Weller, Ohio - 10/8/11)

UB STADIUM LONGEST PLAYS

BUFFALO MARKS

Rush From Scrimmage 74 yards* (Anthony Swan vs. Fordham - 9/2/95)
Pass From Scrimmage 92 yards*
(Joe Licata to Devon Hughes vs. Norfolk State - 9/20/14)
Punt Return: 86 yards* (Jacob Martinez vs. Albany - 9/5/15)
Kickoff Return 96 yards* (Devin Campbell vs. E. Michigan - 10/5/13)
Punt 79 yards (Gerald Carlson vs. Edinboro - 9/28/96)
Field Goal 54 yards (Gerald Carlson vs. Edinboro - 9/28/96)

*Touchdown

UB STADIUM TEAM RECORDS

BUFFALO MARKS

First Downs 31 (vs. Canisius - 10/17/98)
Yards Rushing 486 (vs. Canisius - 10/17/98)
Rushing Attempts 65 (vs. Canisius - 10/17/98)
Yards Passing 597 (vs. Western Michigan - 10/7/17)
Passing Attempts 61 (vs. Western Michigan - 10/3/15)
Passing Completions ... 35 (3 times last vs. Western Michigan - 10/7/17)
Total Offense 683 yards (vs. Western Michigan - 10/7/17)
Offensive Plays 96 (vs. Bowling Green - 10/3/15)

OPPONENT MARKS

First Downs 33 (Lehigh - 9/17/94 & WMU - 10/7/17)
Yards Rushing 394 (Central Michigan - 10/9/99)
Rushing Attempts 68 (Central Michigan - 10/9/99 & WMU - 10/7/17)
Yards Passing 455 (Marshall - 10/13/01)
Passing Attempts 63 (Western Michigan - 10/11/08)
Passing Completions 42 (Western Michigan - 10/11/08)
Total Offense 669 yards (Baylor - 9/12/14)
Offensive Plays 101 (Toledo - 10/13/07)

TOP 10 UB STADIUM CROWDS

1. 29,795 vs. Temple (Aug. 31, 2006)
2. 29,013 vs. Syracuse (Sept. 11, 2004)
3. 24,714 vs. Baylor (Sept. 12, 2014)
4. 24,013 vs. Stony Brook (Sept. 14, 2013)
5. 23,671 vs. Army (Sept. 29, 2018)
6. 23,602 vs. Eastern Michigan (Oct. 5, 2013)
7. 22,918 vs. Ohio (Nov. 5, 2013)
8. 22,676 vs. Baylor (Sept. 22, 2007)
9. 22,658 vs. Rutgers (Aug. 30, 2001)
10. 22,189 vs. Stony Brook (Sept. 10, 2011)

TOP 10 HOME CROWDS

1. 29,795 vs. Temple (Aug. 31, 2006; UB Stadium)
2. 29,013 vs. Syracuse (Sept. 11, 2004; UB Stadium)
3. 26,226 vs. Bowling Green (Nov. 29, 2013; Ralph Wilson Stadium)
4. 26,126 vs. Colgate (Sept. 29, 1951; War Memorial Stadium)
5. 24,714 vs. Baylor (Sept. 12, 2014; UB Stadium)
6. 24,013 vs. Stony Brook (Sept. 14, 2013; UB Stadium)
7. 23,671 vs. Army (Sept. 29, 2018; UB Stadium)
8. 23,602 vs. Eastern Michigan (Oct. 5, 2013; UB Stadium)
9. 22,918 vs. Ohio (Nov. 5, 2013; UB Stadium)
10. 22,740 vs. Niagara (Oct. 7, 1950; War Memorial Stadium)

TOP 10 ROAD CROWDS *

1. 107,506 at Penn State (Sept. 15, 2007)
2. 103,980 at Ohio State (Aug. 31, 2013)
3. 93,065 at Penn State (Sept. 12, 2015)
4. 92,446 at Georgia (Sept. 1, 2012)
5. 87,758 at Tennessee (Oct. 1, 2011)
6. 84,921 at Auburn (Sept. 23, 2006)
7. 80,850 at Wisconsin (Nov. 18, 2006)
8. 65,666 at Missouri (Sept. 20, 2008)
9. 54,471 at Iowa (Sept. 6, 2003)
10. 48,359 at Pittsburgh (Sept. 3, 2011)

*Records are incomplete before 1961



The year was 1894. Fourteen University at Buffalo medical students got together, bought uniforms and practiced after classes, splitting time at Brown's Riding Academy on East North Street and John's Riding Academy on East Utica. After honing their skills carefully, avoiding remnants of horses that grazed their practice pastures, they put on their blue jerseys, tight pants, and leather boots and stepped onto a baseball field on East Ferry Street to face Hobart College. As they kicked off to the visitors, no one among those first UB football players could have foreseen the journey they were embarking upon. They were not merely kicking a football, they were kicking off UB's quest for intercollegiate competition.

UB's football program began modestly when the University, then a private institution consisting of schools of dentistry, law, medicine and pharmacy, formed an athletic association. The athletic association in turn started the first football program. That first team was led by captain A. B. Stein who was joined by founding members J.B. Crofts, Irving Johnson, William Potter, Gray McCuthcheon, St. John Green and "Dinky" Johnson. During the first three years of its existence, the football team played squads from the University of Rochester and Hobart College and experienced little success, compiling a record of 0-2-4. Most importantly however, the team gained recognition from UB during this period when the University granted the team usage of an on-campus field for its home games.

UB football savored its first taste of success in 1897 when the team compiled a 7-0 record under manager E.J. Meyer and coach C.W. Dibble. Crowds began to flock to UB's home games, and in response the university moved many of the team's more popular contests to Civic Stadium in 1900.

The UB football bandwagon really gained momentum when the team played in an exhibition match at the 1901 Pan-American Exposition. UB played in front of a Chinese representative who "... did not understand much about the game, was delighted to see the sport." This high point was short-lived however, as UB was dealt a crushing 128-0 defeat by national powerhouse University of Michigan in what remains the worst defeat ever suffered by a UB squad. That loss seemingly was symbolic of the hard times to come as poor support and organization for the following two seasons forced UB's athletic association to cease football operations after the 1903 season.

Frank M. Pleasant awoke the hibernating UB football program in 1915 when he revitalized the program as the team's first full-time, professional head coach. UB adopted the Bison as its mascot that year and proceeded to a 3-3 record.

Art Powell took over the reins of the program in 1916, helping UB to improve with each season. UB football hit a peak in 1918 when the squad compiled a 3-1 record. The Bisons also enjoyed their most lopsided victory to date during the '18 campaign, an 81-0 defeat of Hobart.

The 1923 season brought many changes to UB's football program. James Batterson took over as head coach and the Bisons played their first game at Rotary Field, dedicated by the Rotary Club of Buffalo. Dr. James Ailinger, a standout basketball player for UB and a member of the 1922 football team, recalled UB's humble facilities on opening day at Rotary Field.

"The first season we played here we had to dress up in Hayes Hall and run to the field," said Ailinger. "In between there was a farm, so we had to run through potato and vegetable fields to reach the stadium. Only the end zone was marked. There were stones everywhere and the end zone on the side near the present medical school was six feet higher than the other side. Winning the toss was

important because we could choose to play uphill or downhill."

UB struggled the first season in its new home, compiling a 1-5 record.

The six seasons that followed under head coaches James Bond (1923) and Russell Carrick (1924-28) were rather bleak as well. The Bisons did not have a winning season over that period, tallying a record of 7-36-3. By 1929 it was quite evident that UB's football program desperately needed resuscitation once again. The man to jump start UB was head coach Jay "Biffy" Lee, former roommate at Notre Dame of legendary coach Knute Rockne. Some of Rockne's majestic motivation must have rubbed off as Lee led UB to a 5-2 record in what would be the Bisons only winning campaign in 16 seasons. Lee upgraded UB's schedule during the following two seasons and the Bisons' record suffered once again as they fell to squads from Fordham, Carnegie Tech, Dartmouth and the Notre Dame B team.

In 1931, the team changed its mascot to the Bull in order to distinguish UB from the professional teams in the Queen City.

Jim Peelle was hired as the 12th head coach in Bulls' history in 1936 with the burden of ending six consecutive losing campaigns. Peelle rejuvenated the program by notching five victories against three losses in his inaugural season. That success was short-lived however, as UB failed to post another winning season until 1942 when Peelle's squad went 6-2 once again with impressive victories over Hobart, St. Lawrence and Johns Hopkins.

UB heeded the call of its nation after the 1942 season by suspending all intercollegiate athletics due to the country's involvement in World War II. The Bulls returned to the field in 1946 and staged their second consecutive winning season for the first time since 1899. Civic Stadium became the home site for all UB home games in 1946, a relationship which lasted until 1954.

Frank Clair was hand-picked by Peelle to be his replacement in 1948. Clair extended UB's consecutive winning seasons mark to five during his two-year stint. The highlight of Clair's tenure was a 48-13 victory over the heavily-favored Louisville Cardinals.

The Canadian Football League lured Clair away in 1950 and UB Athletic Director Jim Peelle brought back a familiar face to lead the Bulls, former head coach James Wilson. Despite severe cutbacks in the football program's budget and mediocre seasons, the Bulls drew 26,126

fans to Civic Stadium, setting a single-game attendance record, in a 47-13 loss to Colgate.

In 1955, Clifford C. Furnas was named Chancellor of the University and instituted a five-year plan aimed at upgrading UB's athletic programs. Richard "Dick" Offenhamer was tabbed to lead the Bulls back to respectability and did so by posting a 4-4-1 record in his initial season. Fran Woidzik, a standout on the 1955 squad, went on to become the first Bull to be taken in the National Football League draft. Offenhamer's first season was a prelude of good things to come for the Bulls, as he would end his career with UB's best career winning percentage.

The year 1958 will forever be remembered as one of the greatest seasons in UB football history. On the strength of an 8-1 record that included victories over Harvard and Columbia, UB claimed the prestigious Lambert Cup, emblematic of Eastern small college supremacy. Team captains Nick Bottini and Lou Reale accepted the award on the Ed Sullivan Show on December 14 of that year before a national audience. The Bulls also earned an invitation to the Tangerine Bowl in Orlando, Florida but declined the offer to protest the discriminatory policies of the bowl's stadium, which refused to allow black athletes to compete on its field.

History of UB Football





UB FOOTBALL HISTORY

2019 BUFFALO FOOTBALL

After posting an 8-1 record and finishing second in the Lambert Cup competition to Delaware in 1959, UB moved up to University Division status in 1960.

UB football made great strides in the early 1960s with stars like quarterback John "Long John" Stofa and defensive tackle Gerry Philbin. Stofa rewrote UB's passing records during his career while Philbin was named to the All-East team and played in the North-South and Coaches All-American post-season games. Both Stofa and Philbin would go on to play in the NFL following their UB careers.

UB reached another pinnacle in 1962, being recognized as "major" by the NCAA. UB also received attention in 1964 when its contest at Boston University was televised to a national audience.

Doc Urich handled UB's coaching duties for the 1966-68 seasons after Offenhauer stepped down. Urich guided UB to its finest season at the "major" level with a 7-3 record, losing only to Iowa State, Boston College and Villanova.

Bob Deming took over as head coach for the 1969 and '70 seasons and led the Bulls to wins over Boston College and Villanova in 1969. In 1970, ABC-TV regionally televised a 16-0 UB victory over Holy Cross at Rotary Field in the only game in UB history to be broadcast from Buffalo by a major network.

The black day in UB football history came in January of 1971 when due to expenses and the political climate on campus, football was dropped as a varsity sport.

In the fall of 1977, with the support of students, alumni and administration, UB restarted its football program with head coach Bill Dando at the reins. UB played four games in that first season, playing RIT to a 7-7 tie in its very first game back, the last tie in UB school history.

The Bulls built back to respectability quickly and did not have a losing season from 1980-1984, posting a 30-21 record.

In 1985, UB moved to the greener pastures of the Amherst Campus and the 4,000-seat UB Stadium. The Bulls defeated Villanova, 29-27, in Philadelphia in 1986 and once again talk of a possible upgrade of UB's program was alive.

New University President Steven Sample appealed to the Intercollegiate Athletics Board (IAB) in 1985 to upgrade UB to Division I-AA status. The IAB granted that request and after approval by the SUNY system in February of 1986, the "Run to Division I" had begun.

Former UB great Sam Sanders was hired in 1990 to replace Bill Dando and lead the Bulls from Division III and into the spotlight of Division I. After two rebuilding years under Sanders, the program took a hard hit when the head coach was forced to step down for medical reasons. Jim Ward, UB's offensive coordinator under Sanders, became the 20th head coach of the University at Buffalo's football program in 1992.

Under the direction of Athletic Director Nelson E. Townsend with the strong support of University President William R. Greiner, UB completed its "Run to Division I" on September 4, 1993, playing its first game at the Division I level in more than 20 years against the University of Maine. UB unveiled its \$22 million, 16,500-seat UB Stadium on the Amherst Campus, site of the 1993 World University Games. In front of 14,179 fans, the Bulls put on quite a show, taking the lead with 51 seconds remaining in the contest. Maine spoiled UB's return, however, scoring a last-second touchdown to earn a 31-27 win.

In January of 1995, the Bulls came full circle when they hired UB alum Craig Cirbus ('80), who had spent the previous 11 years as an assistant under legendary coach Joe Paterno at Penn State.

A few months later, the Bulls wowed Western New York when they announced that they would be heading to Division I-A and the Mid-American Conference in 1999.

The 1996 season will go down as one of the finest in school history. The Bulls finished 8-3 on the season, earning the first Top 25 ranking in school history and earning Cirbus I-AA Independent National Coach of the Year honors. In addition, three Bulls (Ed Ellis, Craig Guest and Gerald Carlson) signed NFL contracts with Ellis being picked in the 4th round by the New England Patriots.

In 1999, UB rejoined the ranks of major college football with its entrance into the Mid-American Conference. The Bulls were back in the big-time for the first time in nearly 30 years.

The Bulls earned their first Division I-A victory in 30 years on September 23, 2000 when they nipped Bowling Green, 20-17, at UB Stadium. Buffalo would go on to defeat Kent State and finish 2-4 in the MAC East in 2000.

On November 30, 2000 Athletic Director Bob Arkeilpane announced the hiring of Jim Hofher as the 22nd head football coach in UB history. Hofher brought with him to Buffalo 22 years of Division I coaching experience, including stints as



an assistant at Tennessee, Syracuse and North Carolina and eight years as head coach at Cornell University.

On December 16, 2005 Athletic Director Warde Manuel announced that Turner Gill, who was part of three national championships as a coach at the University of Nebraska and a Heisman Trophy finalist as a player, agreed to a five-year contract to become the 23rd head football coach at the University at Buffalo. In his first season with the Bulls, UB scored 220 points, the most by a Buffalo team since moving to I-A.

Buffalo had its most successful season since returning to the Division I-A ranks in 2007. The Bulls finished the year 5-7 overall and 5-3 in the Mid-American Conference for a share of the East Division regular season title. Turner Gill was named MAC Coach of the Year and a UB record eight players were named to the All-Conference Team. Junior quarterback Drew Willy completed a school-record 258 passes and had the highest pass efficiency rating in school history and sophomore running back James Starks became the Bulls' first 1,000-yard rusher in the I-A era with 1,103 yards.

On December 5, 2008 the Bulls defeated 12th-ranked and undefeated Ball State to win the MAC Championship for the first time in school history.

The Bulls had an 8-6 record in 2008. The eight wins were the most in the Bulls' Division I-A era and one shy of the school record for wins in a season.

The 2008 season featured one of the most explosive offenses in school history. Gill, who handled the play calling, commanded an offense that scored a school-record 424 points. Quarterback Drew Willy threw for a school-record 3,304 yards and 25 touchdowns, running back James Starks ran for a school-record 1,333 yards and 16 touchdowns and wideout Naaman Roosevelt established school records of 104 receptions, 1,402 yards and 13 touchdowns.

The Bulls played in their first ever bowl game when they faced off against Connecticut in the 2009 International Bowl.

The Bulls finished 2009 season 5-7 and featured an offense that averaged 405 yards per game - the highest average in UB's Division I-A era. Numerous Bulls wrapped up record-breaking careers. Although he missed the entire season with a shoulder injury, Starks finished his career as the school record holder for rushing (3,140 yards) and rushing touchdowns (34). He was selected by the Green Bay Packers in the sixth round of the NFL Draft. Naaman Roosevelt set the school record for receptions (268) and receiving yards (3,551) and signed with the Buffalo



UB FOOTBALL HISTORY

2019 BUFFALO FOOTBALL



Bills.

Jeff Quinn was hired as Buffalo's 24th head coach on December 22, 2010. Quinn has produced record-breaking offenses throughout his 27-year college coaching tenure and has won conference and national championships at his last three stops, including five conference crowns in the past eight seasons. He most recently spent three seasons as the offensive coordinator at Cincinnati.

In 2010, Davonte Shannon broke the school record for career tackles with 461 enroute to being named to the All-MAC First Team for the fourth straight year. He became just the fourth player in the history of the Mid-American Conference to earn that distinction. Cornerback Josh Thomas was selected in the fifth round (143rd pick) of the NFL Draft by the Dallas Cowboys.

In 2011, Branden Oliver rushed for a school-record 1,395 yards and added 13 touchdowns en route to earning first-team All-MAC honors. Chazz Anderson transferred from Cincinnati to play his final season at Buffalo. The UB signal caller threw for 2,454 yards and 11 touchdowns on the year. He set a single-game school record with 35 completions against Northern Illinois (10/22). Khalil Mack ranked third in the nation in tackles for loss with 20.5.

The Bulls had a strong finish to the 2012 campaign by winning three of the final four games. Using a plethora of running backs, the Bulls rushed for 2,120 yards - the third highest total in school history. Khalil Mack was named All-MAC First Team for the second straight year in a season in which he set the school record for career tackles for loss (56) and forced fumbles (11).

UB had one of its finest seasons as a Division I-A program in 2013. The Bulls went 8-5, including a 6-2 record in the MAC. It was their most MAC wins since joining the conference in 1999. UB advanced to the Famous Idaho Potato Bowl for just its second ever bowl appearance in school history.

Branden Oliver finished his career as the Bulls all-time leading rusher with 4,409 yards. Alex Neutz broke the school record for career touchdown receptions with 31. And then there was Khalil Mack. The All-American linebacker broke the NCAA record for career forced fumbles with 16 and tied the NCAA mark for career takles for loss with 75. He went on to become the Bulls' highest drafted player in school history as he was picked fifth overall by the Oakland Raiders in the 2014 NFL Draft.

Anthone Taylor rushed for 1,403 yards in 2014 - the second-highest single-

season effort in school history. Lance Leipold was named the 25th UB football head coach on Dec. 1, 2014. Kristjan Sokoli was selected in the sixth round of the 2015 NFL Draft by the Seattle Seahawks.

The Bulls went 5-7 under first-year head coach Lance Leipold. Quarterback Joe Licata capped off his stellar career by setting nine different school passing records, including career passing yards (9,485) and career touchdown passes (76).

In 2016, Jordan Johnson rushed for over 1,000 yards on the season, including a school-record 282 yards in a game vs. Akron. Linebacker Khalil Hodge finished the season with 123 tackles, just two shy of the FBS-era record for a single season.

The Bulls won the final three games of the 2017 season to finish 6-6 and earn bowl eligibility for just the third time in school history. In his first season at UB, junior wide receiver Anthony Johnson burst onto the scene with 76 catches for 1,356 yards and a school-record 14 touchdowns. Linebacker Khalil Hodge set an FBS-era record with 154 tackles on the year.

2018 was arguably the best season in the FBS era. The Bulls won a school-record 10 games, including a 7-1 mark in conference play - their best since joining the MAC in 1999. Buffalo played in the MAC Championship game for the second time in school history, dropping a 30-29 heartbreaker to Northern Illinois. UB played in its third bowl game in program history, falling to Troy, 42-32, in the Dollar General Bowl. Quarterback Tyree Jackson was named the MAC Offensive Player of the Year - the first time a UB player won the award.



INSIDE THE NUMBERS ... OVER 100 YEARS OF UB FOOTBALL

MILESTONE GAMES

1st game	1894 vs Hobart (Hobart 12, UB 6)
50th game	1903 vs Allegheny (Allegheny 23, UB 0)
100th game	1921 vs Allegheny (Allegheny 26, UB 13)
200th game	1935 vs Alfred (UB 7, Alfred 0)
300th game	1950 vs Rensselaer (UB 34, RPI 14)
400th game	1961 vs Bucknell (Bucknell 12, UB 6)
500th game	1978 vs Cortland (Cortland 29, UB 25)
600th game	1988 vs Alfred (Alfred 27, UB 7)
700th game	1998 vs. Lafayette (UB 16, Lafayette 14)
800th game	2007 vs. Kent State (UB 30, Kent State 23)
900th game	2016 vs. Nevada (Nevada 38, UB 14)
1st win	1897 vs. Hobart (28-0)
First overtime win	11/3/2000 vs Kent State (UB 20, KSU 17)
50th win	1923 vs Hamilton (7-6)
100th win	1946 vs Alfred (20-12)
200th win	1966 vs Youngstown State (25-16)
300th win	1996 vs. Edinboro (17-7)

RECORD BY DECADE

1894-99	18-3-4
1900-03	10-10-3
1915-19	13-18-3
1920-29	16-49-5
1930-39	23-49-4
1940-49	39-18-2
1950-59	43-39-2
1960-69	52-39-4
1970-79	9-23-1
1980-89	52-50-0
1990-99	30-77-0
2000-09	30-88-0
2010-present	45-65-0
Total	380-527-28



BOWL HISTORY

2019 BUFFALO FOOTBALL



2009 INTERNATIONAL BOWL

JANUARY 3, 2009 • TORONTO, ONTARIO

CONNECTICUT 38
BUFFALO 20



2013 FAMOUS IDAHO POTATO BOWL

DECEMBER 21, 2013 • BOISE, IDAHO

SAN DIEGO STATE 49
BUFFALO 24



2018 DOLLAR GENERAL BOWL

DECEMBER 22, 2018 • MOBILE, AL

TROY 42
BUFFALO 32







UB FOOTBALL HISTORY

2019 BUFFALO FOOTBALL

- 1846 UB founded as a medical school.
- 1894 Athletic Association founded, football play begins. UB falls to Hobart, 12-6, in first-ever game. UB finishes season 0-1-1.
- 1897 UB finishes with a 7-0 record, its only undefeated season to date.
- 1903 Program canceled due to lack of personnel, money and leadership.
- 1915 Program is reinstated. Frank M. Pleasant becomes UB's first professional full-time coach.
- 1930 Rotary Field dedicated by The Rotary Club of Buffalo.
- 1931 Local pro teams adopt "Bisons" nickname. UB takes the "Bulls" moniker.
- 1935 Jim Peelle, former All-Big Ten quarterback, named head coach after the season.
- 1936 In his first season at the helm, Peelle goes 6-3.
- 1943 University's Policy and Coordination Committee votes to suspend all intercollegiate athletics for the duration of World War II.
- 1946 Football returns. Team goes 7-2, playing all home games at Civic Stadium.
- 1947 Football earns regional respect, posting an 8-1 record and outscoring opponents 258-87.
- 1948 Peelle retires from football to concentrate on duties as Athletic Director; new coach Frank Clair leads Bulls to a 6-1-1 record.
- 1949 Squad goes 6-3, post-war record is 27-8-1.
- 1951 UB goes 4-4, drawing a record crowd of 26,126 in a 47-13 loss to Colgate at Civic Stadium.
- 1955 Dick Offenhamer named head coach. New UB Chancellor Dr. Clifford Furnas institutes five-year plan to upgrade athletics. Bulls return to Rotary Field for home games.
- 1958 Team goes 8-1, wins Lambert Cup for small eastern college supremacy, beating Harvard and Columbia. Bulls receive Tangerine Bowl bid, but Peelle declines because black players were not welcome. Offenhamer named National Coach of the Week after win over Columbia.
- 1959 Another standout 8-1 season; Bulls are second to Delaware in Lambert Cup voting.
- 1960 UB moves up to University Division status. Team goes 4-6.
- 1961 First annual East-West All-America football game played at War Memorial Stadium. Quarterback John Stofa, who would later play for the Miami Dolphins and Cincinnati Bengals, was the game's Most Valuable Player.
- 1962 UB recognized as "Major" by the NCAA. Team goes 6-3.
- 1963 UB becomes part of the SUNY system; squad finishes 5-3-1. Defensive tackle Gerry Philbin became first modern Bull to be named All-East and played in the North-South and Coaches All-America post-season games before being drafted by the New York Jets where he was an All-AFL selection and played on the 1969 World Champion team.
- 1964 Team goes 4-4-1; game at Boston University is televised nationally.
- 1966 Offenhamer resigns; former Notre Dame assistant to legendary Ara Parseghian, Richard W. (Doc) Urich is named head coach.
- 1968 Team goes 7-3, ranked 9th in Lambert Cup voting.
- 1969 Bob Deming, a 10-year assistant under Offenhamer, becomes head coach. Squad goes 6-3.
- 1970 Buffalo's last season in "Big Time" football for over 20 years. ABC refuses to show UB Marching Band's halftime protest of the Vietnam War on its coverage of the UB-Holy Cross game.
- 1971 Financial problems forced the school to drop the program in January.
- 1977 The program is reinstated at the Division III level with student, alumni and faculty support; squad goes 0-3-1 under new coach Bill Dando.
- 1983 UB earns an 8-2 record, its best since 1959. Quarterback Marty Barrett is named Upstate NY Player of the Year.
- 1986 In one of the most successful campaigns in the program's history, the Bulls post a 9-2 record. Bulls ranked as high as No. 15 in national polls.
- 1990 Sam Sanders replaces Dando who leaves as UB's all-time winningest coach. Team goes 2-8.
- 1992 Sanders forced to retire due to medical reasons. Offensive coordinator Jim Ward named head coach. Schedule upgrade continues, featuring a number of Division I-AA opponents. Team posts a 4-6 record, and set seven offensive records, including most points in a season (319).
- 1993 Bulls return to Division I for the first time in over 20 years. 14,179 fans witness season opener in New UB Stadium.
- 1995 In January, the University names UB alum Craig Cirbus ('80) as their 21st head coach. Later that summer, Director of Athletics Nelson Townsend announces that UB will be moving to Division I-A football in the Mid-American Conference in 1999.
- 1996 The Bulls finish the regular season 8-3, the most wins against a Division I schedule since 1959. The Bulls are ranked in the Top 25 as a Division I program for the first time in school history on Nov. 18. Head coach Craig Cirbus is named the Division I-AA Independent Coach of the Year. Ed Ellis (fourth round to New England Patriots) becomes the first Bull in modern Division I era to be drafted.
- 1998 UB surpasses NCAA mandated attendance count by averaging nearly 20,000 fans per game to gain admission to Division I-A football and the Mid-American Conference.
- 1999 The Bulls join the MAC and begin play in the newly-expanded 31,000-seat UB Stadium, bringing I-A football to WNY. All-time leading receiver Drew Haddad selected in seventh round by Buffalo Bills.




BUFFALO BULLS



UB FOOTBALL HISTORY

2019 BUFFALO FOOTBALL

- 2000 Buffalo posts its first victory over a Division I-A opponent since 1970 when the Bulls score a dramatic 20-17 come-from-behind win over MAC rival Bowling Green on Sept. 23, 2000. After the season, Athletic Director Bob Arkeilpane appoints Jim Hofner (Cornell, '79) as the 22nd head coach in UB football history.
- 2001 The Bulls score one of the historic wins in school history with a 26-19 win at Army one week after posting their first Mid-American Conference shutout with a 44-0 win over Ohio.
- 2002 Buffalo earns its first-ever victory over a Bowl Championship Series (BCS) team when it posts a shocking 34-11 win at Rutgers of the Big East.
- 2005 The Bulls win at Kent State, 10-6, for their first Mid-American Conference road victory. Following the season, Athletic Director Warde Manuel appoints Turner Gill as the 23rd head coach in UB football history.
- 2006 New head coach Turner Gill led the Bulls to a 2-10 record with wins over Temple and division-leading Kent State. The Bulls scored the most points in a season (220) since moving to Division I-A. Buffalo also scored the most points (201) of any team in the MAC East Division.
- 2007 UB had its best season since returning to Division I-A by finishing the season 5-7 overall and 5-3 in the MAC for a share of the MAC East Division regular season title. Turner Gill was named MAC Coach of the Year. A UB record eight players were named All-MAC, including James Starks who became the Bulls first 1,000-yard rusher in the I-A era with 1,103 yards.
- 2008 Bulls have most successful season in Division I history. Finish the year 8-6, win the MAC Championship and play Connecticut in the International Bowl for first bowl appearance in school history. Quarterback Drew Willy finishes career by breaking nearly every school passing record. Only a junior, James Starks breaks the school record for career rushing with 3,142 yards. Naaman Roosevelt records 104 catches on the season - one shy of the Mid-American Conference record.
- 2009 The Bulls finished 5-7 and featured an offense that averaged 405 yards per game - the highest average in UB's Division I-A era. Naaman Roosevelt set the school record for career receptions (268) and receiving yards (3,551). Davonte Shannon became the first UB player to be a three-time All-MAC First Team selection. Following the season, Athletic Director Warde Manuel appoints Jeff Quinn as the 24th head coach in UB football history.
- 2010 New head coach Jeff Quinn leads the Bulls to a 2-10 record. Davonte Shannon broke the school record for career tackles with 461 en route to being named to the All-MAC First Team for the fourth straight year. Josh Thomas selected by the Dallas Cowboys in the fifth round of the NFL Draft.
- 2011 Branden Oliver rushed for a school-record 1,395 yards on the season. Khalil Mack ranked third in the nation in tackles for loss with 20.5. Both players earned first-team All-MAC honors.
- 2012 The Bulls finished the season strong by winning three of the final four games and went 4-8 overall. Steven Means was selected by the Tampa Bay Buccaneers in the fifth round of the NFL Draft.
- 2013 UB went 8-5 and played San Diego State in the Famous Idaho Potato Bowl for just its second ever bowl game. Running back Branden Oliver broke both the single season (1,535) and career (4,049) rushing records. Record seven Bulls were named All-MAC, including five to the First Team. Linebacker Khalil Mack earned All-American honors and was selected fifth overall by the Oakland Raiders in the NFL, becoming UB's highest ever NFL draft pick.
- 2014 In a season in which the Bulls went 5-6, Anthone Taylor rushed for 1,403 yards - the second best single-season effort in school history. Joe Licata broke the single season (29) and career (60) passing touchdown school record. Kristjan Sokoli was selected in the 5th round of the NFL Draft by the Seahawks. Following the season, Athletic Director Danny White named Lance Leipold the 25th head coach in program history.
- 2015 Under first year head coach Lance Leipold, the Bulls finished 5-7. It was the most wins by a first-year head coach since Bob Deming won six games in 1969. Joe Licata finished his career holding numerous passing records, including career passing yards (9,485) and passing touchdowns (76). Matt Weiser was named an Academic All-American after shattering the single-season school record for receptions (63) and receiving yards (625) by a tight end.
- 2016 Jordan Johnson rushed for a school-record 282 yards in a win over Akron. Mason Schreck had 651 receiving yards - the most ever by a tight end in school history. Schreck was selected in the 7th round of the NFL Draft by the Cincinnati Bengals.
- 2017 UB went 6-6 and earned bowl eligibility for just the third time in school history. Anthony Johnson ranked second in the nation in receiving, averaging 113 yards per game and scored a school-record 14 touchdowns. Linebacker Khalil Hodge ranked second in the nation in tackles with 154 - a school record in the Bulls' FBS era.
- 2018 The Bulls won a school-record 10 games, finishing with a 10-4 record. They won the MAC East Division and earned a spot in the MAC title game for the second time in school history - losing to Northern Illinois, 30-29. UB played Troy in the Dollar General Bowl, the team's third bowl appearance in program history. Quarterback Tyree Jackson was named MAC Offensive Player of the Year and running back Jaret Patterson was named MAC Freshman of the Year.



BUFFALO BULLS



A DIFFERENT TIME IN A DIFFERENT WORLD

Looking back at one of the most influential football teams in University history 50 years later

By Alex Rubin and Stephen Marth

"Picture Buffalo as it is today...and then forget about all of the suburbs - they weren't there. The nightlife downtown, you had a big nightclub called the Town Casino, you had all of these theaters downtown, it was just so different than what exists today that you can't even imagine."

Stanley Kowalski, left guard for the 1958 Bulls football team, said the above reminiscing about his memories of the city of Buffalo. While this image of Buffalo remains dear to him, another issue clouds his memories - the scandal of the 1958 Tangerine Bowl.

The 1958 football season at the University at Buffalo was one of extreme highs and even more extreme lows; marked by an appearance on the Ed Sullivan show after an 8-1 season, sullied by racism and segregation.

After finishing the season as the Lambert Cup champions, Buffalo was invited to play in the Tangerine Bowl in Orlando, FL. However, after accepting the invitation, University Chancellor Clifford Furnas, along with the entire team, made the decision to not play in the game; they learned that their two black players, Willie Evans and Mike Wilson, would not be allowed to play as per the request of the hosting school district.

In a statement made about his decision, Furnas said, "They are two of our finest young men, and have greatly contributed to our fine showing this season. The possibility of discrimination against any member of the team prevents our appearance at the game."

Being a member of the football team made Evans, the star running back for the team, a hot commodity around campus. The fact that he was one of very few minorities on campus made it tough for him at times.

"It was subtle. I didn't have the luxury of cutting class, because having made a little name for myself in athletics, professors knew who I was. Not to mention, I was usually the only black person in the class," Evans said.

One reason Kowalski believes there was not blatant racism within the team was that several players grew up without having relationships with minorities. Since there was no history of racism in their background, Kowalski believes it allowed the players to come in with open minds towards both Wilson and Evans.

"I grew up in a small mill town in Pennsylvania... we didn't have any blacks living there, so you didn't have prejudice built up ingrained in your head by your parents or your uncles," Kowalski said.

In the first game of the season, the Bulls were to face Harvard, one of the most respected teams in the nation at the time. Evans remembers this win being the first sign that the team could do something special.

"If you went back the year before, we were 5-4. I can remember vividly our coach saying before our last game versus Temple, he wanted us to win our last game so we could go in to the next season with a win, when we played Harvard," Evans said.

"[Beating Harvard] got us off to a good start - it was a different feeling. We had no notion of winning the Lambert Cup, we didn't even know about it. We just wanted to win football games."

According to Kowalski, the Bulls were in a unique position due to the fact that they were the only team in or near Buffalo. This gathered media attention.

"Most of the teams that played football after the Second World War had already dropped it," Kowalski said. "We were the only game in town and the papers started to give us all kinds of press, which was kind

changed so dramatically...we couldn't compare to the teams that are put on the field today, but at that time, we were a very respectable team."

In the final game of the regular season, the Bulls defeated Bucknell 38-0 to earn their first Lambert Cup. This game was especially important for Kowalski, who played in front of friends, family and his old high school football coach. Kowalski did not disappoint, returning an interception for a touchdown en route to Buffalo's victory.

After the victory, Buffalo's co-captains

"They are two of our finest young men, and have greatly contributed to our fine showing this season. The possibility of discrimination against any member of the team prevents our appearance at the game."


of unique."

"It was a big deal for Buffalo at the time," Evans concurred. "Blacks weren't included in the paper at all for any reason, yet we were on the front page. When we were coming back from Harvard, the pilot told us that there were a couple thousand students waiting for us at the airport. It was great support."

It was not a coincidence that the Bulls were peaking in 1958; the senior class was the first class to play all four years on scholarship, meaning the team was as cohesive as ever and also had as much talent as possible. While Kowalski understands that football has changed immensely in the past 50 years, he is proud of the accomplishments the team made, and how they stuck together in the face of adversity that followed the end of the regular season.

"We stand very high, simply because of the celebrity that was given to us, that opportunity that we had to make a mark...we were the first team to go into the UB Hall of Fame," Kowalski said. "Obviously the whole game of football has

Nicholas Bottini and Louis Reale appeared on the Ed Sullivan show to accept the Lambert Cup, a trophy for the top team of the "Eastern Small Colleges."



Willie Evans averaged 7.6 yards per carry for 530 yards in 1958



Along with the victory came an invite to the Tangerine Bowl. When news broke about the Bulls being invited to their first bowl game, the team was skeptical, as it would have meant missing a week of classes and work. Several players on the team were married and needed to continue to work to support their family. After much debate however, the team decided to accept the invite.

The decision was quickly changed when Buffalo was informed that if the team was to play, they would have to do so without Evans or Wilson, who were both black.

"Our initial feelings were good. We never even thought about playing in a bowl game. The issue of race didn't even come up in the beginning," Evans said. "The only thing I recall is the first meeting we had where we decided we wanted to go as a team. I found out (about the racism issue) as I walked out of the house after Thanksgiving, and a neighbor said to me 'I guess they don't want you black boys down there...' I got the newspaper and there was my picture on the front page of the Courier Express with Mike Wilson, outlining the position Chancellor Furnas took on the issue, where if myself and Mike couldn't play, UB would not take part in the contest."

The field that had been rented for the game belonged to an Orlando school district that had a strict rule that blacks and whites could not play on the field at the same time, the team discovered. In response, the Bulls held a second meeting where they decided not to play in the game if Evans and Wilson would not be allowed to play. While the Elks Club, the sponsor of the game, offered to find another field, Chancellor Furnas was the man charged with making the ultimate decision.

"Chancellor Furnas was a prominent individual... his credentials were impeccable," Kowalski said. "He was a physicist. He was an Olympic sprinter. He was the assistant secretary of defense for research and development in the Eisenhower administration... there wasn't anybody capable of criticizing him. The way he put it was he would not demean any

of his players, or even present an opportunity for anyone to be uncomfortable in the Florida setting."

As the image of Buffalo's first bowl came and went, Evans carried the experience of racism with him after college. It followed him to the professional level, as he entered the American Football League. Evans had never visited any of the southern states.

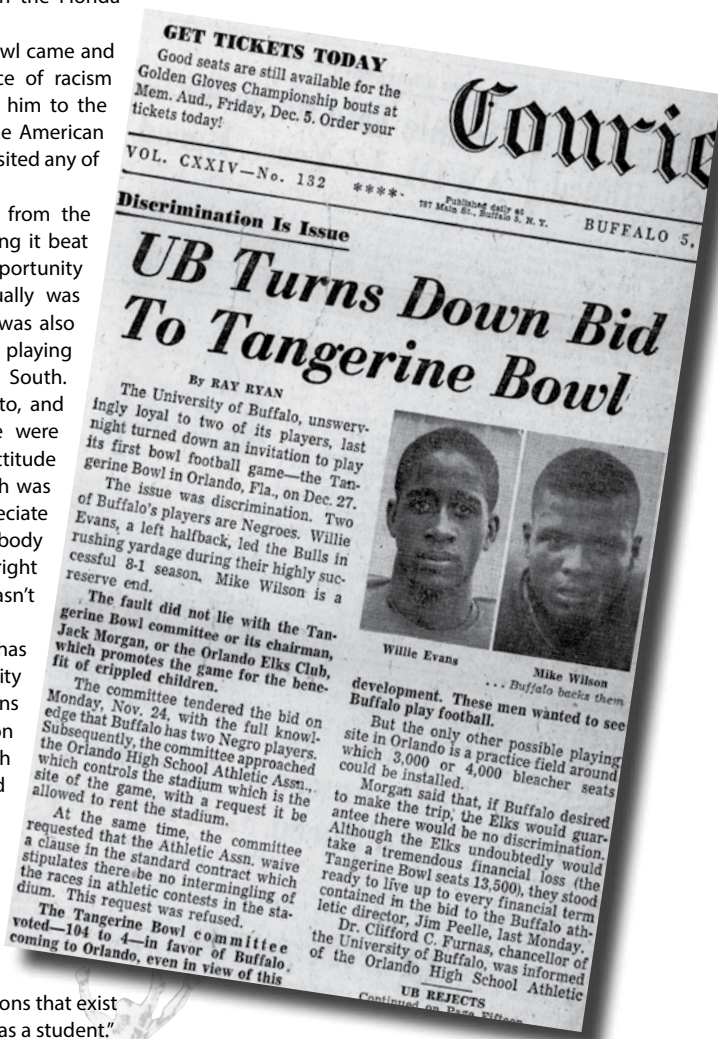
"I had a chip on my shoulder from the experience. It was a matter of letting it beat you down or not. I saw it as an opportunity to show my athleticism. I eventually was drafted by the Buffalo Bills, which was also an experience. It was my first time playing with white ball players from the South. There were players I never spoke to, and they never spoke to me, yet we were 'teammates.' That hardened my attitude about the idea of racism. Our coach was from the South, and I didn't appreciate being called 'boy.' He called everybody 'boy.' I ended up getting released right before the season began, but I wasn't too upset about it."

Since his playing days, Evans has remained active in the University community, holding several positions on the Alumni board and serving on the committees that brought both Athletic Director Warde Manuel and President Simpson to Buffalo.

"One reason why I'm still with the university is the way things have come," Evans said. "Diversity is something that has caught on with the campus. We're not there yet, but it has improved significantly since I was here. There are expectations that exist now that were not around when I was a student."



Head Coach Dick Offenhamer



1958 Results				
	U.B. Score			Opp. Score
Sept. 27 —	6	Harvard University		3
Oct. 4 —	7	Cortland State		6
11 —	19	Western Reserve University		6
18 —	0	Baldwin-Wallace College		26
25 —	34	Columbia University		14
Nov. 1 —	54	Temple University		6
8 —	44	Wayne State University		14
15 —	34	Lehigh University		26
22 —	38	Bucknell University		0
Won 8 — Lost 1				

This article previously ran in the Spectrum Student Periodical on January 23, 2008



ALL-TIME LETTERWINNERS

2019 BUFFALO FOOTBALL

A

Ali Abbas _____ **2017-**
 William Abbey _____ 1965
 Steve Abbott _____
 Matt Abdo _____ 2007-08
 Marck Abraham _____ 2003-06
 Jason Adams _____ 1993
 Robert Adams _____ 1952, 57-59
 Roger Adams _____ 1951-52
 Dave Adamson _____ 1990
 Joe Adamson _____
 John Adema _____ 1934
 Phil Adessa _____ 1970
 Natey Adjei _____ 2012-13
 Chris Aebli _____
 James Ailinger _____ 1925-28
 Chaz Ahmed _____ 1987-90
Wan Keith Akin, Jr. _____ **2018-**
 Adekunle Akingba _____ 2007-08
 Raphael Akobundu _____ 2008-10
 Dennis Albaneze _____ 1968-70
 Tony Albertelli _____
 John Alessandra _____
 Clark Alexandre _____ 1988
 James Allegretto _____ 1957-58
 Okezie Alozie _____ 2012-15
 Joseph Alpart _____ 1897
 Alex Alvarez _____ 1902-03
 Michelin Ambroise _____ 1904
 Jake Ames _____ 2016
 Nick Ames _____ 2016
 Salvatore Amico _____ 1946-49
 Joe Amorese _____ 1981
 David Anastasi _____ 1989
 Lou Anastasi _____ 1981
 Pat Ancor _____
 Andy Anderson _____ 1950
 Andy Anderson _____ 1988
 Chazz Anderson _____ 2011
 Drew Anderson _____ 2016-17
 Mark Anderson _____
Theo Anderson _____ **2017-**
 Anthony Andriano _____ 2001, 02-05
 Dan Angelo _____
 Dean Angelo _____ 1982-83, 85
 Everett Anthony _____ 1994-95
 Randy Anyanwu _____ 2015
 Kerope Armon _____ 1970
 Steve Armstrong _____ 1981-83
 Richard Ashley _____ 1965, 68
 Barry Atkinson _____ 1968-70
 Sagan Atuatasi _____ 2003-04
 Leroy Auguste _____ 2004-05
 Chris Austin _____
 Demetrius Austrum _____ 2000-03
 Pat Averill _____ 1987-89
 Alex Aversano _____ 1934-35
 Andy Avery _____ 2001
Kayode Awosika _____ **2017-**

B

Kulaa Bacheyie _____ 1997-00
 Beau Bachtelle _____ 2012-13
 Jesse Back _____ 2013-14
 Matt Bacoulis _____ 2006-09
 Stewart Baggley _____ 1897
 Charles Bailey _____ 1960
 Angel Baines _____ 2003
 Carl Baisch _____ 1920
 Ezan Bagdasarian _____ 1959
 Bill Baker _____ 1970
 Marqus Baker _____ 2012-15
 Michael Baker _____ 2002-05
 R. Baker _____ 1960

Roy Baker _____ **2017-**
 Phillip Bamford _____ 1958-60
 Henry Banas _____ 1946-48
 Jim Bancroft _____ 1970
 Matt Baniewicz _____ 1999-00
Joey Banks _____ **2018-**
 Bill Bannister _____ 1956
 Gabriel Barbe _____ 2011-12
 Donald Barber _____ 1938-39
 Robert Barber _____ 2000
 Robert Barczak _____ 1958
 Robert Barker _____ 1961, 62
 Bruce Barkeviek _____ 1985
 Fred Barkley _____ 1946
 Adolphus Barkor _____ 1998-99
 Dalton Barksdale _____ 2011-14
 James Barksdale _____ 1964-65
 Joseph Barre _____ 1959
 Marty Barrett _____ 1981-83
 George Barone _____ 1977
 Sal Barone _____ 1946-48
 Anthony Bartholomew _____ 2011
 Bill Barto _____ 1987-89
 Vinny Bartolotti _____
 Kirk Barton _____ 1969-70
 Chad Bartoszek _____ 1999-02
 John Basta _____ 1964
 Newton Bateman _____ 1961
 James Bates _____ 1988
 Ben Batey _____ 1995
 William Batt _____
 Thomas Batter _____ 1961-62
 Doug Batterbarry _____
 Gerald Baty _____ 1952
 Chuck Bauda _____ 1982
 Ben Bauch _____ 1970
 Isaac Baugh _____ 2009-12
 Earl Bawtinheimer _____ 1946
 Blake Bean _____ 2013
 Russ Beck _____ 1967-68
 James Beckerich _____ 1958
 Brad Beggs _____ 2005-07
 Mike Begley _____ 1985
 Chris Behan _____ 1993-95
 Donald Beitelman _____ 1947-50
 Robert Belden _____ 1934
 Alan Bell _____ 1989-92
 Harry Bell _____ 1967-68
 Keith Bell _____ 1983
 Tomarris Bell _____ 2012-13
 Chris Bennett _____ 1990
 Michael Bergamon _____ 1962
 John Bernard _____ 1981-83
 Jay Berndt _____ 1990
 Feilds Bernett _____
 Frank Berrafato _____ 1979-81
 Tom Berrafato _____ 1987
 Tony Berrafato _____ 1982-83, 85
 Brandon Berry _____ 2013-15
 Kirk Berry _____ 2003-05
 Brad Bess _____ 1994
 Alan Bett _____ 1982
 Dave Betz _____
 Leonard Bevilacqua _____ 1961
 Mike Bevilacqua _____
 Andrew Beyer _____ 1946
 Robert Beyer _____ 1931-32
 Mike Bianchi _____ 1981-82
 Eric Bicocchi _____ 1994-95
 Robert Biedenkopf _____ 1939-40
 Robert Bielecki _____ 1989
 Jim Biggs _____ 1982
 Peter Bittner _____ 2007-10
 John Black _____ 1979
 Bill Blake _____ 1985
 Steve Blake _____ 1996-97

Nathan Bliss _____ 1957-60
 Robert Blodgett _____ 2013-15
 Rob Blunt _____ 1988-89
 Mike Boack _____ 1970
 Corey Bohanan _____
 Harry Bojan _____ 1947-48
 William Bolt _____ 1895-97
 Craig Bomberski _____
 Vincent Bonerb _____ 1938-40
 Kyle Booker _____ 1993-95
 Frank Born _____
 Kenneth Born _____ 1951, 56-58
 Ted Boron _____ 1951
 Andrew Borruso _____ 2013
 Robert Boscmen _____ 1961
 Dave Borsuk _____ 1978
 Al Botti _____ 1987-88
 Nick Bottini _____ 1956-58
 Harold Boughton _____ 1970
Julien Bourassa _____ **2018-**
 Jones Bowden _____ 1960-62
 Thomas Bowers _____ 1939-42
 James Boyle _____ 1946
 Delando Bradford _____ 2003
 Maurice Bradford _____ 2001-02
 Roshon Bradley _____ 1997-99
 Robert Bradshaw _____ 1982-83
 Jim Brady _____ 1947
 Pat Brady _____
 Fred Branch _____ 2007, 09-11
 Justin Brandon _____ 2015-18
 Gary Braun _____ 1977-78
 Bob Braunscheidel _____ 1988-89
 Terrance Breaux _____ 2004, 06-07
 Richard Bremer _____ 1946-48
 Patrick Brennan _____ 2013
 Tom Brennan _____ 1965, 67
 Marvin Brereton _____ 1998-00
 Kyle Brey _____ 2007-10
 Paul Bricocoli _____ 1988-89
 Brian Bridges _____ 1988-89
 Craig Bridges _____
 Derek Brim _____ 2011-13
 Kevin Brinkworth _____ 1960-62
 Dennis Brisky _____ 1965-67
 Al Broccutto _____ 1999-00
 Boomer Brock _____ 2012-14
 DeeJ Brocklehurst _____ 1977-79
 David Brogan _____ 1956-58
 William Brogon _____ 1957-59
 Jeff Brooks _____
 Byron Brown _____ 1970
 Derrick Bown _____ 2010
 Gary Brown _____ 1981-82
 Gerry Brown _____
 Jerry Brown _____ 1986
 Jim Brown _____ 1981
 Khari Brown _____ 2011-12
 Robert Brown _____ 1934-35
 Tom Brown _____ 1996-99
 Tony Brown _____
 William Brown John _____ 1950
 Joseph Bucci _____ 1989
 Ken Buchnowski _____
 Jeff Brumer _____ 1985
 Dave Brundage _____ 1989
 Jeff Bublav _____ 2003-06
 Steve Bufford _____ 1982
 Mike Buial _____ 1981
 Gordon Bukaty _____ 1958-60
 James Burd _____ 1961-62
 Dennis Burden _____ 1963
 Jon Burgio _____ 2006-07
 John Burke _____ 1946
 Ken Burke _____ 1986
 Tom Burn _____ 1977

Felix Burnett _____ 1981-82
 Jim Burnham _____ 1977
 Noah Burroughs _____ 1999-00
 Melroy Butler _____ 1981
 Theodore Butler _____ 1970
 Ryan Butties _____ 2001-02
 Charles Butula _____ 1964-65
 Scott Buzby _____ 1987-88
 Godfrey Buzzelli _____ 1950-52
 Kareem Byrom _____ 2005-07
 Jacob Byron _____ 2015-16

C

Wyatt Cahill _____ 2011-12
 Arthur Calandrelli _____ 1951
 Colton Caldwell _____ 2013-14
 Pat Calhoun _____ 1988
 Chris Callahan _____ 2005-08
 Arnold Cameron _____ 1949-50
 Mark Campanella _____ 1900-02
 Devin Campbell _____ 2012-15
 Eric Campbell _____ 1996-99
 John Canestaro _____ 1989-90
 Vince Canosa _____ 1993-96
 John Capalongo _____
 John Capana _____ 1946
 Nicholas Capuana _____ 1964-65
 Paul Carbonaro _____ 1970
 Joseph Cardenuto _____ 1946
 Jeff Carlin _____ 1986
 Gerald Carlson _____ 1993-96
 Jasen Carlson _____ 2010-13
 Steve Carlton _____
 Wes Carmack _____ 1983
 Pat Carney _____ 1968-69
 James Carroll _____ 1946-47
 Chris Carr _____ 1988, 90
 Tom Carroll _____
 Tony Carroll _____ 1993-94
 G. Cary _____ 1949
 Chris Casheba _____ 1993
 Bill Casher _____ 1977
 Joe Cassata _____ 1985-88
 Vince Castellani _____ 1983, 85
 Nick Castiglia _____ 1962, 64
 Mike Catena _____
 David Cefaly _____ 1950
 Mike Cendoma _____ 1988
 Tom Centofanti _____ 1968-70
 John Centra _____ 1977-79
 J. Cesari _____ 1959-61
 Raymond Chamberlin _____ 1951-52
 Tom Chamberlain _____ 1970
 Gary Chapp _____ 1968, 70
 Imani Chatman _____ 2008, 10-12
 Dave Chernega _____ 1968
 Mike Chichester _____ 1993-96
 Ben Chirco _____
 Jamal Chisam _____ 2004, 06-07
 Jason Choi _____ 1988
 Mike Chorey _____ 1982
 Carl Chotoff _____ 1947-48
 Joseph Ciepiela _____
 John Cimba _____ 1961-62
 Craig Cirbus _____ 1977-79
 Arnold Citrin _____ 1934
 George Clark _____ 1962
 James Clark _____ 1989
 Rashad Clark _____ 2002-03
 Scotty Clark _____ 1967-69
 Conor Clarke _____ 2016
 Patrick Clarke _____ 2011-14
 Marcus Claret _____ 2000-01
 Ronald Clayback _____ 1959-61
 Mike Cleary _____

Tom Cleere _____ 1989-90
 Bob Cleland _____ 1932
 Bernard Clement _____ 1954
 Victor Cleri _____ 1946-48
 Bill Clerici _____
 Chris Clifton _____ 2002-03
 Mike Coatsworth _____
 Harry Cohen _____
 Julius Cohen _____ 1897
 Joseph Colatarci _____ 1961
 Marcus Cole _____ 1999-00
 James Coleman _____ 2014
 Jason Coley _____ 1999-02
 John Collard _____ 1942
 Jordan Collier _____ 2015-18
 Albert Collins _____ 1938-40
 Cleo Collins _____ 1993-95
 Gary Collins _____ 1939
 Dan Collura _____ 2013-14
 Joe Colosi _____ 1983, 85-86
 Robert Colpoys _____ 2009
 Alan Comen _____ 1952
 Daniel Conaway _____ 1969-70
 Kevin Concepcion _____ 2002
 R. Condino _____ 1962, 64
 John Conestarro _____
 Robert Conk _____ 1946, 47-48
 Pete Conley _____ 1992-95
 Aaron Connacher _____ 2007, 09-11
 Marc Connolly _____ 1981
 Andy Conrad _____
 Ken Constable _____ 1970
 Frank Constantino _____ 1947-49
 Michael Constantino _____ 1969-70
 Chuck Conti _____ 1986-88
 Todd Conwall _____
 Domic Cook _____ 2007-10
 Harry Cook _____ 1939-40
 Josh Copeland _____ 2007, 09-11
 Frank Coppola _____
 Jerry Corallo _____ 1995
 Louis Corriere _____ 1942, 46-47
 Randy Cosimeno _____ 1983
 Bob Costanzo _____ 1979, 81
 Serofino Cottanelli _____
 Ryan Cotton _____ 2009
 Travis Coughlin _____ 2004-05
 Peter Coureen _____ 1957
 Glen Covey _____ 1990
 Reggie Cox _____ 1997
 Herbert Coyne _____ 1955-56
 O'Neil Cozzolino _____ 1946
 John Crane _____ 1897
 Brandon Crawford _____ 2013-16
 Brendan Creahan _____ 1990, 93
 Andrew Criscione _____ 1954
 J.B. Crofts _____
 Ken Crosanti _____ 1986
 Ken Crosta _____ 1986
 Marlin Crowder _____ 1998-99
 William Crowley _____ 1951, 53
 Bryan Cummings _____ 2002-05
 Mike Cummings _____ 1981-83
 Mike Cummings _____ 2018
 Dan Curcione _____ 1996-99
 William Cunius _____ 1952
 Shane Curry _____ 1979, 81

D

Tony Dabrowski _____
 Rich Dadabo _____ 1989-90
 Tony Dadante _____ 1979
 Andrews Dadeboe _____ 2014-16
 Jeremiah Dadeboe _____ 2016-18
 Dan Dalfanso _____ 1935-37



ALL-TIME LETTERWINNERS

2019 BUFFALO FOOTBALL

Michael Daly _____ 1961
Remo Damiani _____ 1955-57
Chris D'Amico _____ 1981-83
Joe D'Amico _____ 1981
Vito D'Aniello _____ 1993
Tony Daniel _____ 2012-15
Charles Daniels _____ 1954-56
John Daniels _____ 1960-62
Steve D'Anna _____ 1989
Martin Darby _____ 1981
Mike D'Arcy _____ 1979
Larry D'Arcy _____
Rick Darnly _____ 1995
Peter D'Arrigo _____ 1949-51
Tim Dance _____ 2002
Frendy Darelus _____ 2018-
Tony Dates _____ 1989
Mark Daul _____ 1979
Rodlens Dauphin _____ 1997-99
John D'Auria _____ 1986-87
Andre Davis _____ 2011-14
Jack Davis _____
Jerry Davis _____ 2009-12
John Davis _____ 1941
Dave Dawson _____ 2002-05
Terrance Dawson _____ 2001
Lawrence Dayer _____ 1946-47
Roger Dayer _____ 1954-55
Chris Deakin _____ 1987-89
Kevin Deakin _____ 1986-89
Rick Dearcop _____ 1988-90
Robert E. DeCue _____ 1988-02
Joseph Dee _____ 1955
George Delaney _____ 1957-59
Guy Delucia _____ 1962
Tony Delvecchio _____ 1989
Gordon DeMas _____ 1956, 57
Scott Deming _____
Mikel DeMonte _____ 2016
John Dempsey _____ 1957-59
Alex Dennison _____ 2010-13
George Depew _____ 1946
Martin Derby _____ 1982
Dick Derme _____ 1949
Trey Derouen _____ 2018-
Kyle DeWeen _____ 2016-17
Bill Dewey _____ 1979
Michael DeWind _____ 1989-90
Joseph Diange _____ 1948-49
Anthony DiAurzio _____
Pat DiBartolomeo _____
Richard Dichowitz _____ 1964-65
Richard Dickman _____ 1960-62
Tony DiCristofaro _____ 1987
Mark DiFrancesco _____ 1979
Joe Digiore _____ 1977
Joe DiGiorgio _____ 2002
Reginald Dilley _____ 1942
Paul DiMiero _____ 1977
Mark DiNardo _____ 1993-95
Charles Dingboom _____ 1946, 49
Jim Dinezza _____ 1981
Raymond Dinnencenzo _____ 1949-51
Anthony Diquillo _____ 1952
Mark DiRinio _____
Jim Ditcher _____
John Ditcher _____ 1986
Robert Dix _____ 1981, 82
Cordero Dixon _____ 2011-13
Eric Dixon _____ 1995
Kevin Dobson _____ 1981-83
Greg Dolegala _____
Richard Doll _____ 1954-56
Ed Dolphin _____ 1977
Norbert Dombrowski _____ 1951
Phil Domiano _____

Tom Domino _____ 1970
Jim Domroes _____ 1985
Charles Donatelli _____ 1934
Charles Donnor _____ 1968-70
Bill Doolittle _____ 1981
James Doran _____ 1988
Matt Dorsey _____ 1994-96
Chris Doubek _____ 2015
Remaine Douglas _____ 2016
Randy Dovichow _____ 1989
Chuck Drankowski _____ 1967-68
Charles Drayton _____ 1989
Tom Drewes _____ 2006, 08-09
Maurice Drewitt _____ 1982-86
Stan Drumsta _____ 1928
Gordon Dubois _____ 2008-11
Shaquille Dudley _____ 2010-11
Jim Dunbar _____ 1983-86
Jack Dunbar _____ 1977-80
Jon Dunbar _____ 1977
Richard Dunber _____ 1964
Andy Duncan _____ 1988
John Dunmore _____ 2012-14
James Dunn _____ 1964-65
Kevin Dunn _____ 2000-03
James Duprey _____ 1964-65
James Duprey _____ 1987-90
Donald Duquette _____ 1951-52
Fred Duranko _____ 1962, 64
M. Duranko _____
Joseph Durso _____
Maynard Dutcher _____ 1938-39
Greg Duval _____ 1994-96
Marquis Dwarte _____ 2000-02
Derrick Dyer _____ 2003,05
Rychard Dykes _____ 1996
Bob Dzvonick _____ 1998-01

E

Josh Eagan _____ 2006
John Eagen _____ 1970
Steve Ebsaky _____ 1941
Jay Eden _____ 1941-42
John Edmondson _____ 1986-88
Robert Edward _____ 1962, 64
Brad Edwards _____ 1988
Brent Eggleston _____
Jamarl Eiland _____ 2014-17
Frank Elardo _____ 1947
William Ellenbogen _____ 1969-70
Thomas Elliott _____ 1968-70
Ed Ellis _____ 1993-96
Gerald Elwell _____ 1968-70
Kennedy Emesibe _____ 2017-18
Bob Embow _____ 1967-68
Kevin Enders _____
Terry Endress _____ 1967-69
Leo Engel _____ 1983
Doug Engle _____ 1986-88
Eric Ericson _____ 1942
Ollice Ervin _____ 2004-07
Jason Esposito _____ 1985
Robert Estes _____ 1934-36
Robert Etmerington _____ 1969
Dan Evans _____ 1985
George Evans _____ 1953
Andre Evans _____ 2005-07
James Evans _____ 2004
Robert Evans _____ 1946
Willie Evans _____ 1957-59
Jim Everts _____ 1989

F

Delano Fabor _____ 2010
Dimitri Facaros _____ 2004
Torgier Fadum _____ 1946
Bernard Fagan _____ 1957-59
John Faller _____ 1968-70
Peter Fardon _____ 2008-11
Marc Faria _____ 2006
Charles Farr _____ 1897
R. Farr _____ 1960
Mike Farrell _____ 1988
Jim Farrell _____ 1986-87
Paul Fauth _____ 1941
Gary Feagin _____
Greg Federico _____
Mike Feliciano _____ 1985-86
Gary Feltz _____ 1979
Tom Fenlon _____ 1995
William Fernandez _____
Matthew Ferrentino _____ 1947-50
John Feverhem _____ 1946
Andy Fidler _____ 2015
Jon Fields _____ 1995, 97-99
Larry Fienberg _____
Roman Figler _____ 1942
Steve Fijalkowski _____ 1986
Eric Filipowicz _____ 1970
Jerry Filippini _____ 1982
Chris Finch _____ 1989
Elbert Finch _____ 1977
Evan Finegan _____ 2018-
Waylon Fink _____ 2013
Jim Finochio _____ 1964-65, 67
Karl Fischer _____ 1981-82
Jack Fisher _____ 1993-94
Terrence Fisher _____ 1993-95
Paul Fitzgibbons _____ 1947-48
Brandon Flanagan _____ 2007
Steve Fleming _____ 1999-00
Dave Florek _____ 1979
Ralph Folino _____ 1956-57
Bill Forbess _____ 1977
Chris Ford _____ 2014-17
Marcy Ford _____ 1979
Willie Ford _____ 1993-94
Andre Forde _____ 1999-02
Edward Foregrave _____ 1939-41
Herbert Forest _____ 1941
Michael Forman _____ 2015-17
Tony Formato _____ 1979
Charles Forness _____ 1970
John Fortini _____ 1959
Ton Fortini _____ 1958
James Fortino _____ 1969
DeShondrick Foxworth _____ 2018-
Mike Fragagle _____ 1977
Brad Frank _____ 1981
Tom Frank _____ 1983-85
Bud Frankel _____ 1947
Jarrett Franklin _____ 2013-14, 16-17
Bruce Fraser _____ 1969-70
Joe Freedy _____ 1999-01
Reinhard Freimuth _____ 1981-83
William Friday _____ 1953
Dan Friedman _____ 1985
Pat Frincano _____ 1981-82
Kim Frink _____ 1983
John Fritz _____ 1939
Mark Fucinato _____ 1977
George Fugit _____ 1982-83
Josh Fuller _____ 2009-10
Hank Fumerelle _____ 1982-83
Jake Fuzak _____ 2017-

G

Mark Gabryel _____ 1979
Dan Gadra _____ 1956
Josh Gaddy _____ 2018
Dan Gage _____ 1956
P. Gagliardi _____ 1961
Dave Gaglione _____ 1988-89
Jacob Gall _____ 2018-
Brian Gallagher _____ 1988
Mike Gallagher _____ 1985-86
Jason Galley _____ 1993
George Gallino _____ 1957
Nick Gallo _____ 2018
Gary Gambino _____ 1979
Bob Gang _____ 1977
Ron Gannello _____ 2000
Clifton Ganyard _____ 1987
Joseph Garafola _____ 1962
Mike Garofalo _____ 1996-99
David Gardner _____ 1958
Richard Gardont _____ 1946
Joseph Garefalo _____ 1964-65
Jim Gareis _____ 1985-87
Raymond Garlapow _____ 1939-40
Ronald Gartz _____ 1964
Jamie Gasparre _____ 1996-97
Michael Gasper _____ 1970
Mike Gaydosz _____ 1998-00
Jon Geddes _____ 2005-07
Chuck Genco _____
Richard Gener _____ 1951
Dave Gens _____ 1983
John Gentilella _____ 1985-86
Harold Gerard _____ 1946-48
Dennis Gerbasi _____ 1987-89
Gerald Gergley _____ 1958-60
Larry Gergley _____ 1961-62
Fred Geringer Sr. _____ 1964-65
Edward Gese _____ 1936-39
Doug Gesel _____ 1981-83
Mark Giacovelli _____ 1982-85
Mike Giammusso _____ 1985-87
Harry Gibbons _____ 1951-52
James Gibbons _____ 1955-57
Theodore Gibbons _____ 1965-67
Dion Gibson _____
J.J. Gibson _____ 2001-04
E. Gibeau _____ 1954
Ed Gicewicz _____ 1949-51
Garth Gifford _____ 1961
Don Gilbert _____ 1962-64
William Gilbert _____ 1947-48
Nick Gilbo _____ 2013-15
Ibrahim Giles _____ 1994-96
Ron Gilhousen _____ 1985-86
Jeffvon Gill _____ 2009-11
Harry Gillman _____ 1947-48
Matt Gilson _____ 1986
Harold Girdlestone _____ 1951
Peter Giullari _____ 1951
Theodore Giza _____ 1942
John Glanton _____ 1997-99
Houston Glass _____ 2013-15
Robert Goellner _____ 1950
Daniel Gold _____ 2011-12
Samuel Goldberg _____ 1936-39
William Goldberg _____ 1937-38
David Goldsby _____ 2016-17
Eugene Gollareny _____ 1956
Sean Gong _____
Steve Goniwiecha _____ 1970
Christian Gonzalez _____ 2016-
Derrick Gordon _____ 1998-01
James Gordon _____ 1897-98
Jimmy Gordon _____ 2010-13

Richard Grabewstatter _____
Jerry Grady _____ 1983-85
Mark Graham _____ 2000-03
Dale Gramza _____ 1979
Jim Granchelli _____ 1981
James Grapes _____ 1957-58
Steve Grashof _____ 1981
Robert Grant _____ 1939
Corbin Grassman _____ 2013-16
Tyler Grassman _____ 2012-15
John Graves _____
Andrew Gray _____ 2017-18
Chris Gray _____ 1999-00
C. Graziadei _____ 1962
John Greeley _____ 1981-83
Jeff Green _____ 2004-05
Kobe Green _____ 2017
Kristian Green _____ 1993
Mike Green _____ 1987-89
St. John Green _____
Dexter Greenlee _____ 1983
Irving Grenzbach _____ 1947
Vito Grieco _____ 1936-38
Mike Griffin _____ 1981
Bob Griffiths _____ 1970
Tony Grisanti _____ 1979
Dominic Grossi _____ 1940-42
Nicholas Groszos _____ 1947
Serofino Grottanelli _____ 1946-49
Nick Grover _____
Gary Grubbs _____ 1967-69
Albert Grundy _____ 2000-01
Tom Grys _____ 1970
Michael Guercio _____ 1949-51
Jamie Guerra _____ 1999-01
Eugene Guerrie _____ 1959, 61
Ralph Guerrucci _____ 1956
Craig Guest _____ 1993-96
Russel Eugine _____ 1949-51
Richard Guild _____ 1958
M. Gumbinsky _____ 1934
Ramon Guzman _____ 2002, 04-06
Dillon Guy _____ 2011-13, 15
Mike Gwin _____

H

Irving Haag _____ 1946
Norman Haber _____ 1935-38
Syl Haberer _____ 1986
Mark Hackbush _____ 1981
Brian Hackworth _____ 1981-82
Drew Haddad _____ 1996-99
Jim Haderer _____ 1977
Howard Haderer _____ 1948-49
Ray Hadrych _____
Rich Hadrych _____ 1983
Skyler Hagg _____ 2007-08
John Hahn _____ 1939
Labinot Hakanjin _____ 2006-07
Jeff Hale _____
Joseph Halvenka _____ 1968
Brendon Hamilton _____
Jeff Hamilton _____ 1982-83
Brett Hamlin _____ 2005-09
Scott Hammett _____
William Hannah _____ 1970
Brian Hansen _____ 1965
Keith Hansen _____ 1994-97
Nick Haragos _____ 1942
Craig Hardgers _____ 2016-17
Ishmael Hargrove _____ 2014-17
Jim Harkins _____
Herbert Harmsen _____ 1947
Ed Harof _____ 2013
Frank Harrington _____ 1934-36



ALL-TIME LETTERWINNERS

2019 BUFFALO FOOTBALL

Jim Harrington
John Harrington _____ 1990
Chuck Harris _____ 2015-18
Demone Harris _____ 2014-17
Edward Harris _____ 1960-62
Obadiah Harris _____ 2002-03
Rich Harris _____ 1981-83
Robert Harris
Ja'Various Harrison 2017-
Marvin Harrison _____ 1970
B. Hart _____ 1962-64
Larry Hart _____ 1969
Skyler Hartley _____ 2015-17
Jack Hartman _____ 1959-61
John Hartman _____ 1987-90
Brett Hastings _____ 1988-89
Charles Hasse _____ 1898-1901
Eugene Hatchett _____ 1982-83
Joe Hattendorf _____ 1995-98
Emmy Havens _____ 1981-83
Johnathan Hawkins _____ 2015-18
Kendric Hawkins _____ 2006-09
Bill Hayden _____ 1967-69
Jason Hayden _____ 1998-00
Alan Hayes _____ 2008-11
Tom Hayes _____ 1923-24
William Hayes _____ 1917
LaRon Haymore _____ 2004-07
Tim Hedges _____ 1998-01
Bob Heggeman _____ 1995
Mike Heidrick _____ 1983-85
Todd Heidrick _____ 1983
Steve Heintz _____ 1988-89
James Heitzmaus _____ 1958
Jim Heitzhaus _____ 1956-57
Craig Helenbrook _____ 1964-65
Herb Helwig _____ 1921-22
Datwan Hemingway _____ 2004
Corey Henderson _____ 2015-16
Terek Henderson _____ 2001
Mike Hendrickson
Torey Hendrick _____ 2016
Prentis Henley _____ 1968-70
Edward Henry _____ 1938-39
Mario Henry _____ 2005, 07-09
Tom Herb _____ 1979
Jeff Herba
John Herlan _____ 1939
Scott Herlan _____ 1969-70
Brad Herlehy _____ 1988
Eugene Hernquist _____ 1969
Eric Herrington _____ 1988
David Hersh _____ 1941
Dave Hess _____ 1982-83
Vincent Hickel _____ 1960
Darren Hicks _____ 2001
Dave Hickson _____ 1985-86
Bill Higgs _____ 1977
Dane Hightower _____ 1985
Ronald Hilaire _____ 2005-08
Rich Hiler _____ 1986
Tyrone Hill 2017-
Eugene Hiller _____ 1939
Ezra Hines
David Hinson _____ 1995-98
Edward Hirsch
Ted Hirsch _____ 1988
Matt Hiscock _____ 1988-89
Ray Hobson _____ 1988-90
Khalil Hodge _____ 2016-18
Edward Hoeflich _____ 1950, 52
Ron Hoffman
William Hoffman _____ 1939-40
Don Hofmar
Kevin Hogan _____ 1968
Tom Hoke _____ 1965-67

Donald Holland _____ 1950-51
Vincent Holland _____ 1954
Joe Holly _____ 1964-65
William Holmes _____ 1946, 48
Kamathi Holsey _____ 2016-17
Harvey Holzworth _____ 1947
David Homa _____ 1970
Casey Honchar _____ 1989
Saron Hood _____ 2009-12
Dan Horan _____ 1989
Dick Horn _____ 1967-69
Rich Hort _____ 1960-62
Gary Hosey _____ 2015
Harold Houser _____ 1942, 46-47
Jerry Housey _____ 2007-10
Okoye Houston _____ 2010-13
Keith Howlett _____ 1988
David Hubbard _____ 2006-08
Chris Hubert _____ 1989
John Hubert _____ 1986-90
Mike Hubert _____ 1985-86
Frank Hudson
Joseph Hudson _____ 1969-70
Kelly Hugh
Devon Hughes _____ 2011-14
Larry Huff _____ 1970
Marvin Hunley _____ 1982-83
Charles Hunt _____ 1983
Thomas Hurd _____ 1965-67
Warren Hurt _____ 1988
Andy Hurley _____ 1983
Larry Hutchinson _____ 2006-07
John Hutchko _____ 1962
Duke Hwang _____ 2015, 17
Ken Hyer _____ 1934
Ken Hyer _____ 1981-83
Dawun Hylton 2018-
Jamie Hypnarowski _____ 1982-83

I

Jesse Imes _____ 2004-07
Henry Intrator _____ 1935-38
Anthony Iozzi _____ 1951-52
Dwight Ives _____ 1983

J

Paul Jack _____ 1967-68
Tomas Jack-Kurdyla 2016-
Don Jackson _____ 1970
Ernest Jackson _____ 2005-08
Gerald Jackson _____ 2005-07
Keith Jackson _____ 1983
Kenon Jackson _____ 2000
Solomon Jackson _____ 2014-15
Terrell Jackson _____ 2007, 09-11
Tyree Jackson _____ 2016-18
Bill Jacobs _____ 1985-87
Joel Jacobs _____ 1968-69
Phil Jacques _____ 2002-05
Elmer Jahn _____ 1951-53
Michael James _____ 1968, 70
Boris Jaremka _____ 1947
Mark Jarnot _____ 1981
Mark Jaroszewski _____ 1985
Rashad Jean _____ 2011-12
Harry Jenkins, Jr. _____ 1936-39
Jordan Jerrold _____ 2006-10
Algie Jessie _____ 1994
Norbert Jezawski _____ 1955
Dave Jezewski _____ 1954
Dave Jezewski _____ 1988
Brian Johnessee _____ 1999-01
Adam Johnson _____ 2001-03
Anthony Johnson _____ 2017-18

Bobby Johnson _____ 2000-01
Craig Johnson _____ 2001
"Dinky" Johnson
Dominic Johnson 2018-
Doug Johnson _____ 1979-81
Harold Johnson _____ 1941-42
Irving Johnson _____ 1896
James Johnson _____ 1941
Joe Johnson _____ 1970
Jordan Johnson _____ 2014-16
Keith Johnson _____ 1962
Kevin Johnson _____ 1997-99
Kevin Johnson _____ 2007-09
Luke Johnson _____ 2004-05
Lynn Johnson
Najja Johnson _____ 2010-13
Roubbens Joseph _____ 2015-16
Rudolph Johnson _____ 1938-40
Rudy Johnson _____ 2011-12
Bob Jones _____ 1990
Charlie Jones _____ 2018
Clifton Jones _____ 1970
Joseph Jones _____ 1994-97
Leeland Jones _____ 1965-67
Leeland Jones _____ 1941-42, 46
Lorenzo Jones _____ 2000
Rovell Jones _____ 1967, 69-70
Tony Jones _____ 1989
Tim Jones _____ 1985-86
Brandon Jordan _____ 1998-01
Omari Jordan _____ 2000-01
Cory Jorgensen _____ 2008-11
Dave Joslyn _____ 1988-90
James Judges _____ 2004-07
Gerald Jules _____ 1985-86
Kevin Jurkewicz _____ 1979

K

Ron Kaczor _____ 1982, 85
Joe Kalczynski _____ 1977
Dean Kaminske _____ 1946
Kyle Kampf _____ 1999
Casmir Kania _____ 1951-52
Francis Kareken _____ 1946, 50-52
Bunduka Kargbo _____ 2009
James Karnes _____ 1981-85
Tim Karnes _____ 1977-79
Mark Karrer _____ 1977
Joe Katusha _____ 1989-90
Joseph Katzmeyer
Gerry Kavanaugh
Mark Kawalec _____ 1982-83
Peter Kazmirchuk _____ 1946
Kent Keating _____ 1977-79
Carley Keats _____ 1958-60
James Keats _____ 1956-58
Joe Keels _____ 2016
Bill Keifer _____ 1981-83
Ernest Keifer _____ 1952-53
Scott Keller _____ 1979
Scott Keller _____ 1997-00
Brian Kelly _____ 2008-09
Harold Kelsey _____ 1941-42
Mike Kenefik 2018-
Gary Kennedy _____ 1961
Raymond Kennedy _____ 1951-54
Brian Kent _____ 1964
Martin Kentner _____ 1946-47
Ed Kershaw _____ 1968-70
Jake Khoury _____ 2015-18
Gary Kiblin
E. Kiefer _____ 1954
Ernest Kiefer _____ 1951
Ben Kincel _____ 1993-96
William Kindel _____ 1953-55

Isaiah King 2018-
Steven King _____ 2003-06
Dave Kinney
Donald Kinsella _____ 1946-47
C.J. Kintz _____ 1997-99
Fred Kintzel
Bob Kirisits _____ 1983-85
Bryan Kisabeth _____ 2004, 08
Nicholas Kish _____ 1939-42
Nicholas Kism _____ 1968
Paul Kleiber _____ 1965
William Klein _____ 1955
Jack Klenk 2018-
Charles Kline _____ 1942
John Kling _____ 2012-15
Edwin Klingelhofer _____ 1939
Hiram "Rusty" Knapp _____ 1989-93
Lester Knapp _____ 1924
Paul Knapp _____ 1940
Homer Knickerbocker
Themba Knowles _____ 1989
Corey Knox _____ 2011
Matt Knueven _____ 2001-04
Gabe Kogler _____ 1997-00
Jim Kocik
Fred Kogut _____ 1957-59
Kenneth Kogut _____ 1961-62
John Kondalkoff _____ 1985-86
Malcolm Koonce 2017-
Leo Kostecky _____ 1939
Keith Kostek _____ 1983
Bob Kovey _____ 1967-68
Sean Kowal _____ 1981-82
John Kowalczyk _____ 1981
Mark Kowalec _____ 1981
Tom Kowalewski _____ 1967-68
Stanley Kowalski _____ 1957-59
Greg Kozar _____ 1981
Douglas Kozel _____ 1969-70
Dave Kozina
Steve Koziol
Francis Kramer _____ 1942
Tim Krantz _____ 2010-11
Charles Krawczyk _____ 1954-56
Dennis Krezmier
Bryan Krull _____ 1988
David Krupp _____ 1979
Carl D. Kruse _____ 1848
Pete Kruszewski _____ 1979
Chester Kryszczuk _____ 1946-49
Edward Krzysiak _____ 1941
Evin Ksiezarczyk 2016-
John Kubisty _____ 1954
Joseph Kubisty _____ 1955-56
Todd Kurlan _____ 1985
Stuart Kusneske _____ 1951

L

Greg LaBarbera _____ 1983
Charles LaBorne _____ 1897
Joseph Labosky _____ 1953
John LaChance _____ 1990
Mike Laco _____ 1982
Kevin Lafferty _____ 1978
Tim Lafferty _____ 1977-78
Gerry LaFountain _____ 1964-65
John Lageman _____ 1953-54
Bill Laipple _____ 1984-87
Mike Laipple _____ 1983-86
Mike Lambert _____ 1999-02
Jose Lambiet _____ 1985
Carlos Lammons _____ 2010-13
Dev Lamour 2016-
Robert Landel _____ 1946-47
Scott Landt

Richard Lane _____ 1938
Paul Lang _____ 1967-69
Pete Lang _____ 1986
Robert Langley _____ 1941
Bruno Lapointe _____ 2007-09
Craig Large _____ 1988
DeSean Larmond _____ 2003, 05
Ronald LaRocque _____ 1951-53
Ray Larson _____ 1981
Keith Lasher _____ 1954-55
Campy Lasinski
Salvatore Latona _____ 1934-36
Tony Latona _____ 1994-95
Tracey LaTona _____ 1950
Nelson Lauffer _____ 1946
Jeff Lawrence _____ 1997-99
David Lawton _____ 1902-03
Chris Lauzze _____ 2006-08
Robert Layo _____ 1970
Alex Lazo _____ 1999-01
Campy Lecrinsky _____ 1981, 83
Eric Lee _____ 1995
Fred Lee _____ 2010-13
Aaron Leeper _____ 2002-03
Zac Lefebvre 2017-
Robert Leipier _____ 1948, 50
Lawrence Lemner _____ 1965
Mike Lender
Jerome Lennon _____ 1988
Dan Leo _____ 1985-88
Norman Leonard
Todd Lepsch _____ 1987-89
Cortney Lester _____ 2011-14
Kyle Lester _____ 1989-90
Dom Lettieri _____ 1977
Joe Lettieri
Cameron Lewis _____ 2015-18
John Lewis _____ 1941
Harry Liaros _____ 1947
Pete Liberetore
Frank Licata _____ 1982-85
Joe Licata
Joe Licata _____ 2012-15
Jules Licata _____ 1947-48
Robert Liepler _____ 1947
Ruben Lindo _____ 1993
Dan Lindsay _____ 2000-02
Doug Lindsay _____ 1993-94
Greg Lindsay _____ 1988-89
Mark Linkiewicz _____ 1994
John Linkinski _____ 1954, 56-57
Bob Lipp
Greg Lis _____ 2014
Collin Lisa _____ 2015
Mike Lloyd _____ 1982
Ron Lloyd _____ 1983
Lucian Lodestro _____ 1959-61
Frank Lojacono _____ 1946
Justin Long _____ 1997-99
Ray Anthony Long _____ 2008, 10
Dan Lorrain _____ 1986-87
Mike Lospinso _____ 1977
Sherrad Lott _____ 2006, 08-10
Dana Loucks _____ 1987-88
Zachary Love _____ 2002-05
Edwin Lowe _____ 1967
Rich Lowe _____ 1990-93
Ed Lozano
M. Lucidi _____ 1962-64
Warren Luick _____ 1987
John Lupienski _____ 1967-68
Dan Lutz
Mike Luzny _____ 1967-69
Tedroy Lynch _____ 2013-14
Al Lytle _____ 1947-48



ALL-TIME LETTERWINNERS

2019 BUFFALO FOOTBALL

M

Tyler Mabry _____ 2016-18
Victor Macciewicz _____ 1940
James MacDougall _____ 1961, 62
Thomas MacDougall _____ 1958-60
Mike Mach _____ 1986
Khalil Mack _____ 2010-13
Ledarius Mack _____ 2018-
Bruce MacKeller _____ 1964-65
Russell MacKellar _____ 1964-65
Mark MacVittie _____ 1969-70
Harry MacWilliams _____ 1942, 46
Larry Madden _____ 1969-70
Doug Magera _____ 1988
Steve Magera _____ 1985-87
James Maglisceau _____ 1993
Mark Maier _____ 1978-80
Matt Maines _____ 1986
David Majcher _____ 1969-70
Doug Majeski _____ 1983-87
Mike Majeski _____ 1985-86
Frank Major _____ 1946
Ed Malanowicz _____
Kenneth Malick _____ 1946
Vic Mancewicz _____ 1941
Dale Manchester _____ 1938-39
David Mandry _____
James Mane _____ 1994
Harry Manicas _____ 1938-39
Simon Manka _____ 2007
Mike Mann _____ 1985-87
Richard Mann _____
Brandon Manosalvas _____ 2014-17
Victor Manz _____ 1946-47
Youldain Marcellus _____ 1999-01
Mike Marcolini _____ 1985-87
Marvin Marcus _____ 1938-39
Harry Marinelli _____ 1955
John Mariacmer _____ 1982
Don Maricle _____ 1967-70
Carl Markey _____ 1950-51
Stanley Markiewicz _____ 1947
Kevin Marks _____ 2018-
Michael Marr _____ 2009-10
Anthony Marrano _____ 1947-48
Albert Marsh _____ 1934
Prestom Marshall _____ 1982
Jeff Marshall _____ 1989
Joe Martello _____ 1988
Ron Marten _____ 1983
Armand Martin _____ 1960-62
Dam Martin _____ 1967-68
Jeff Martin _____ 1981
Richard Martin _____ 1954-55
Tim Martin _____ 1979
Jacob Martinez _____ 2014-17
John Martinkat _____ 1987
Jerry Martzolf _____ 1981-82
Bill Marzullo _____ 1977
Mike Masecchia _____ 1985-87
Mike Maser _____ 1967-68
Dennis Mason _____ 1967-68
Alton Massey _____ 1946-48
Eugene Masters _____ 1951
Mike Masucci _____ 1997-00
Tom Matteson _____ 1995, 98-99
Andy Mattle _____ 1987-89
George Maue _____ 1958-60
John Maurer _____ 1946
Richard Mawn _____ 1988
Joe Maxon _____ 1979-81
Dave May _____ 1983-86
William McCall _____ 1958
Joe McCarthy _____ 1981
Kevin McCarthy _____ 2001

Mike McCarthy _____
Paul McCarthy _____ 1979
Deonne McClelland _____ 2001-02
David McClernon _____
Gabe McClover _____ 2002-04
Frank McCollum _____ 1920
Albert McCoy _____ 2013-16
Steve McCullough _____ 1968-70
Da'Von McCune _____ 2006-08
Gary McCutcheon _____
Bam McDonald _____ 1999-00
Jesse McDonald _____ 1987
Richard McDonald _____ 1946
Tyler McDonnell _____ 1994
Marcus McGill _____ 2012-16
Thomas MacDougall _____ 1958-60
Chris McDuffie _____ 2003-04, 06
Dylan McDuffie _____ 2018-
Steve McDuffie _____ 1994-95
Ted McDuffie _____ 1997
Luke McEachern _____ 2004
James McEwen _____ 1964-65
William McGarva _____ 1955-56
Tom McGreevy _____ 1997-99
Kevin McGriff _____ 1995-96
Gerry McGroarty _____ 2005-08
William McKallip _____ 1946
Bernie McKeever _____ 1977
Scott McKenzie _____ 1985-86
Bob McKeown _____ 1984-85
Brian McKim _____
Zeke McKine _____ 2000, 01
Jim McKinney _____ 1987
Joe McKoy _____ 1999-00
Robert McLaughlin _____ 1934-35
Sean McLaughlin _____
Tom McLaughlin _____ 1988-90
Richard McLean _____ 1946
Tom McLean _____ 1982
Tom McLeod _____ 1982
Scott McMahan _____ 2001-02
Aaron McMickle _____ 2000-01
Jim McNally _____ 1962-64
William McNally _____ 1951
James McNamare _____ 1962-65
John McWilliams _____ 1982
Steven Means _____ 2009-12
Rick Mease _____
Bill Meholif _____ 2002-04
James Meier _____
Edward Melisz _____ 1951
Albert Meranto _____ 1961
Chris Merchant _____ 2015
John Merman _____ 1959
Dave Merrell _____ 1986-87
Thomas Mersey _____ 1961
Harold Mesler _____ 1995-97
Dan Mettica _____ 1986-87
George Metz _____ 1925
Howard Meyer _____ 1950
Richard Meyer _____ 1897
Robert Meyer _____ 1997-00
Alan Miano _____
Anthony Miceli _____ 1964-65
Collin Michael _____ 2013-15
Max Michel _____ 2018-
John Michno _____ 1960-62
John Michno _____ 1987
Joseph Mikulewicz _____ 1952
Dominic Milano _____ 2003
Thomas Milarski _____ 1968-69
Terrance Miles _____ 2002-04
Brian Miller _____ 2003-04
Chris Miller _____ 1991-92
Clifford Miller _____ 1955-56
George Miller _____ 1947-48

Merton Miller _____ 1947-48
Mike Miller _____ 1990
R. Miller _____ 1959-61
Jeff Mills _____ 2001-03
John Milson _____ 1955
Tom Mineo _____ 1983
John Mings _____ 1985-87
Kyndal Minniefield _____ 2012
Dan Minocchi _____ 2001-04
Al Mirand _____ 1947-49
Greg Mirand _____ 1981
Paul Missana _____ 1942, 46-47
Andrew Mistretta _____ 1947-48
Hardy Mitchell _____ 1994-97
Todd Mitchell _____ 1985-86
Adam Mitcheson _____ 2015-18
Edward Mittelsteadt _____ 1946-47
John Mizerak _____ 1981-83
John Modrzynski _____ 1979
Harry Moedeas _____ 1947-48
Bruce Moelzel _____ 1979
Robert Moler _____ 1968
Glynn Molinich _____ 2014-17
Jake Molinich _____ 2017-
Les Molnar _____ 1947-48, 50
Dom Monacelli _____ 1996-99
Sam Monaco _____ 1979
Dave Mondry _____ 1988-89
Wonderful Monds _____ 2011
Anel Montanez _____ 2006, 08-10
Jason Montanez _____ 2001-02
James Montgomery _____ 1946
Robert Moody _____ 1932-34
E. Mooradian _____ 1959-61
Chris Moore _____ 2004-05
Frank Morabito _____ 1946
Norman Moran _____ 1942
Joe Moresco _____ 1968-70
Terry Morgan _____ 1994
Francis Mormul _____ 1953-54
Rodney Morris _____ 1901-04
Willie Moseley _____ 2009-12
Jim Mosher _____ 1967-68
George Mosson _____ 1960
Sunnie Motley _____ 1994
Dick Mott _____ 1977
George Movasian _____ 1952-54
Mark Mozrall _____ 1992-94
Fred Mueller _____ 1981-83
Harold Mueller _____ 1946-48
Justin Mulbah _____ 2016,
Brandon Murie _____ 2010-13
Tom Murphy _____ 1967-68
William Murphy _____ 1969
Mark Murtha _____ 1969
Mick Murtha _____ 1966-67
Robert Muscarella _____ 1957, 58
Henry Musilli _____ 1946

N

Tim Najuch _____ 1979-82
Gene Nance _____ 1970
Frank Nappo _____ 1946-49
Joseph Nappo _____ 1934
Steve Nappo _____ 1983-86
John Narog _____ 1946
Joe Nataro _____
John Nathans _____ 1961
Nathan Navario _____
Ike Nduka _____ 2008-10
Dean Neaverth _____ 1985
Kevin Neel _____ 1987
Kevin Negley _____ 1985-87
David Nelson _____ 1954-56
Walter Nelson _____ 1936-39

Steve Nemec _____
Doug Nemer _____ 1985
Frank Nero _____ 1954
Chuck Nesbitt _____ 1989
Cosmo Nestola _____ 1981-82
Joe Neubert _____ 1983-86
Dave Neunhaus _____
Alex Neutz _____ 2010-13
Mike Newton _____ 2006-09
Myles Nicholas _____ 2015-18
Zach Nicholas _____ 2014-16
Robert Nicholas _____ 1942
Walt Nichols _____ 1979
David Nichols _____ 1962-64
Elwin Nichols _____ 1947-49
John Nickerson _____ 1937
Trevor Nickerson _____ 1989-90
Carl Nicosia _____ 1941-42
Nick Nicosia _____ 1946-49
Jeff Niedermier _____ 2005-08
Mike Niemet _____ 1977
Dave Nierman _____ 1987-90
Tim Nietopski _____ 1969
Tim Nietopski _____ 1985-88
Brandon Nishnick _____ 1997-00
Lenoard Nixon _____ 1968, 70
D. Nole _____ 1961, 60
Ray Norell _____ 2005-08
Mark Norton _____ 1986-87
Paul Nosworthy _____ 2017-
Peter Notaro _____ 1954-55
Jim Novotny _____
Todd Nowicki _____
John Nolan _____ 2000-01
John Nole _____ 1982
Gene North _____ 1929
Steve Nowaczyk _____ 1977-78
Edward Nowak _____ 1951-52
Kenneth Noyes _____ 1946
Antonio Nunn _____ 2017-
Eugene Nuwer _____ 1939-40

O

Thomas Oatmeyer _____ 1962-64
Charles O'Brien _____ 1952-53
Edward O'Brien _____
Jack O'Brien _____ 1934-36
Terry O'Conner _____ 1977
Eugene O'Donnell _____ 1947-48
Joseph O'Grady _____ 1956-58
James O'Hagan _____ 2015-18
Andy O'Hara _____ 1998-99
Tyler O'Henly _____ 2014-16
Darryl O'Shei _____ 1989-91
Walter Olean _____
Branden Oliver _____ 2010-13
Joseph Oliverio _____ 1958-60
Greg Olma _____ 1982
John Olson _____ 1946-48
Walter Olson _____ 1946-49
John Ondesko _____ 1987
William O'Neill _____ 1961-62
Chibueze Onwuka _____ 2017-
John Opfer _____ 1995-98
Edward O'Reilly _____ 1947-50
K.J. Osborn _____ 2016-18
Joseph Oscsodal _____ 1964-65
Kevin O'Shaughnessy _____ 1981
Thomas Osika _____ 1970
Matt Ostrowski _____ 2008-11
Norbert Ostrozmy _____ 1960
Eric Otis _____ 1993-95
Matt Otwinowski _____ 2016-
Barrett Ouimette _____ 1994
Tito Overton _____ 2018-

Jim Owens _____ 1985
Luke Owens _____ 1978
Mike Owens _____ 1979
Gene Oyer _____ 1994
Gokhan Ozkan _____ 2009-12

P

Todd Pace _____ 1993-96
Bob Pack _____ 1981-83
Taylor Packwood _____ 2006
Jim Painter _____ 1988
Robert Painter _____ 1938
Joe Palko _____ 1988
Len Palumbo _____ 1985-89
Mark Panepinto _____ 1985-87
Anthony Panzica _____ 1949
Tony Paoli _____ 2005-06
Raymond Paolini _____ 1957-59
John Papsidero _____ 1952
Joseph Papsidero _____ 1950-52
Joseph Parisi _____ 1989
Drew Parry _____ 1990
James Patterson _____ 2018-
Jared Patterson _____ 2003-06
Jaret Patterson _____ 2018-
Kendall Patterson _____ 2013-15
Pat Patterson _____ 1967-69
Robert Patterson _____ 1955
Alex Paul _____ 1949-50
Gerald Pawcowski _____ 1962
Gerry Pawloski _____ 1964
Ryan Paxson _____ 2012
Eric Payne _____
Terry Peden _____ 2009-10
Eric Pedley _____ 1981-83
S. Pelczynski _____ 1934
Tom Pelkey _____
Sig Pelson _____ 1934
Dallas Pelz _____ 2000-03
Ronald Pento _____ 1961
Jim Pepe _____ 1979
Charles Percival _____ 1942
Tony Percival _____ 1981-82
Emanuel Perdix _____ 1947
Dave Perkins _____ 1983
Julius Perlini _____ 1952-53
Albert Perillo _____ 1947
Max Perisse _____ 2013-16
Roger Perkins _____ 1938-41
Richard Perno _____ 1951-53
Antonio Perry _____ 1994-95, 98
Edward Perry _____ 1968-70
Edward Perry _____ 1988
Jim Perry _____ 1985
Keon Perry _____ 2006
Maurice Perry _____ 1994, 96-97
David Pescrillo _____ 1970
Joe Petit _____ 2009-11
Paul Petosa _____ 1988-90
Scott Pettigrew _____ 2008-09, 11-12
Tim Pfohl _____
Gerry Philbin _____ 1961-63
Doug Phillip _____ 1970
Jeff Phillips _____ 1983
Paul Phillips _____ 1949
Rich Phillips _____ 1977
William Pickard _____ 1947
Jake Pickett _____ 2013
Kameron Pickett _____ 2017
John Pieroni _____ 1988
Alex Pierre _____ 2006-09
Enrico Pierre _____ 1996-99
Dominic Piestrak _____ 1962-64
Scott Pilkey _____ 1989-90
Eric Pipkins _____ 1996-99



ALL-TIME LETTERWINNERS

2019 BUFFALO FOOTBALL

Richard Pirozzio _____ 1965
 P.J. Piskorik _____ 2003-04
 Joseph Pitcher _____ 1953-54
 Steve Pitts _____ 1987-89
 Travis Pitzonka _____ 2012-15
 Raymond Plewacki _____ 1940
 Gary Plotyia _____ 1979
 Andrew Podlucky _____ 1951-52
 Frankie Pointer _____ 2006
 Eric Polanski _____ 1988-90
 E. Greenard Poles _____ 1964-66
 Tony Policare _____ 1990-92
 Emil Pollak _____ 1936-38
 Clifton Poodry _____ 1962
 Herbert Pordum _____ 1951, 57
 Bob Porter _____ 1988
 Andy Potts _____
 Al Potyok _____ 1970
 Dan Poulsen _____ 1995-98
 William Potter _____
 James Potts _____ 2012-13
 William Powell _____ 1947-48
 Ted Powers _____ 1988
 John Powley _____ 1959-60
 Chuck Powrie _____ 1967
 Maurice Powsner _____ 1942
 Javunt Pratt _____ 1998, 00
 Kevin Pratt _____ 1979-81
 Matt Prelewicz _____ 1990-93
 Joe Previll _____ 1977
 Donald Price _____ 1977
 Floyd Price _____ 1947-48
 Frank Price _____ 1979
 Patrick Price _____ 1960-61
 A.J. Principe _____ 2007-10
 Chris Pristupa _____
 Eric Privateer _____
 David Pruce _____ 1997-00
 Brent Pry _____ 1990
 Przywara _____ 1956
 John Przybysien _____ 1967-68
 Dennis Przykuta _____ 1964-65
 Ronald Pugh _____ 1964-65
 Dave Purdie _____ 1988
 James Pusateri _____ 1963
 Norman Pyskiewicz _____ 1954-56

Q

Gary Quatrani _____ 1978-80
 Dan Quigley _____ 1989
 Gerry Quinlivan _____ 1981-84
 Mark Quinn _____ 2000-01

R

John Rachuna _____ 2009-10
 Jesse Rack _____ 2006-09
 Thomas Radich _____ 1951-53
 Mike Radon _____ 2002
 Doug Radwanski _____ 1989-90
 Frank Radzwill _____ 1947-49
 Pat Rahill _____ 1983
 Ron Rakowski _____ 1970
 Bernard Ralph _____ 1959
 Harold Rambath _____ 1940-41
 Albert Randaccio _____ 1948
 Mike Ransom _____ 1989
 R. Ranus _____ 1959-61
 Peter Rao _____ 1953-55
 Tom Rao _____ 1956
 John Rappole _____ 1934-35
 Leo Ratamess _____ 1962-64
 James Ratel _____ 1962-65
 Dave Rath _____ 1987-88
 Gerald Ratkewicz _____ 1961-62

R. Ratkewicz _____
 Robert Ray _____ 1950-52
 Mark Raymond _____ 1990
 Louis Reale _____ 1956-58
 Pete Rech _____ 1948
 Emmanuel Reed _____ 2016-18
 Adam Redden _____ 2010-14
 Jake Reeder _____ 2010-12
 Richard Reeve _____ 1960
 Mike Regan _____
 Jim Reger _____ 1977
 Dwayne Reid _____ 2005
 Frank Reid _____ 1967-69
 Jack Reid _____ 1947
 Eugene Reilly _____ 1959-61
 Frank Reilly _____ 1988-90
 William Rembert _____ 2013-16
 Jim Remillard _____ 1965-67
 James Renaldo _____ 1954
 Ted Rene _____ 2005
 Robert Repp _____ 1940
 Randy Retzlaff _____ 1979
 Tom Renzi _____
 Michael Rhodes _____ 1948-49
 Joe Riccelli _____ 1967-68
 Gary Rice _____ 2005-08
 Robert E. Rich _____ 1934-35
 Sam Rich _____ 1949-50
 Jamey Richard _____ 2004-07
 Mark Richardson _____ 2010-11
 Solomon Richberg _____ 2009-10
 Theodore Ricmert _____ 1955
 Dave Richner _____ 1967-68
 Earl Riddall _____ 1930
 Ronald Ridolfi _____ 1964-65
 Thomas Ridolfi _____ 1964-65
 Doug Rifenburg _____ 1989
 P.J. Riga _____ 1990

Taylor Riggins 2018-

Leroy Riley _____ 1960-61
 Tony Ringo _____ 1981
 John Rio _____ 1968-70
Jeremiah Riordan 2017-
 Rodney Rishel _____ 1965-67
 Michael Rissell _____ 1965-67
 Catalino Rivera _____ 1977
 Jeff Rivera _____ 1990
 Jonathan Rivera _____ 1988-89
 Marcus Rivers _____ 2008-11
 Gary Robb _____ 1994
 Kendall Roberson _____ 2011-14
 Earl Roberts _____ 1919
 Tim Roberts _____ 2016-17
 Andy Robertson _____
 Todd Robertson _____ 2004-07
 James Robie _____ 1964
 Dane Robinson _____ 2006-09
 Ernie Robinson _____ 1977
 James Robison _____ 1947-48
 Malcolm Robinson _____ 2013-16
 Jim Rodriguez _____ 1978-80
 Rick Rodriguez _____ 1990-92
 Dan Rogan _____
 Bo Rogers _____ 1997-98
 Kevin Rogers _____ 2015-16
 Grant Rohach _____ 2016
 Craig Rohlf _____ 1998-01
 James Roll _____ 1946
 Lawrence Rolle _____ 2008-09
 James Romano _____
 Dave Romanowski _____ 1990
 William Roof _____ 1959, 60, 61
 Naaman Roosevelt _____ 2006-09
 Bernard Rosenberg _____ 1938-39
 Jud Rosengrant _____ 1926
 Robert Rosenwie _____ 1989-90

Millard Rosing _____ 1941
 Warren Rosing _____ 1934-35
 Gary Rosner _____ 1988
 Boise Ross _____ 2013-16
 Shawn Ross _____ 1982
 Frank Rossi _____
 Mike Rossi _____ 1981-82
 Josh Roth _____ 1996-99
 Larry Rothman _____ 1977-79
 Brad Rowland _____ 2016-17
 B. Rubach _____ 1934
 William Rudick _____ 1946-48
 Alpeowsus Ruggiero _____ 1946-48
 Nicco Ruggiero _____ 2018
 Robert Ruhlman _____ 1939
 Roland Ruhlman _____ 1938-39
 David Rundberg _____
 David Runyan _____ 1948-50
 George Rushing _____ 2018
 Erik Rusin _____ 1996-99
 Casey Russell _____ 2001-04
Devon Russell 2017-
 Jeff M. Russell _____ 1985-87
 Jeff S. Russell _____ 1987
 William Russo _____ 1947-48
 Dave Ruzsala _____ 1985-88
 Matt Rutkowski _____ 1956
 Ken Rutkowski _____ 1967-68
 James Ryan _____ 1961-62
 Joe Ryan _____ 1979
 Tony Rykken _____ 1983
 Rick Rzeszotarski _____ 1990

S

Sherwan Saaty _____ 2004-05
 Don Sabo _____ 1967-68
 Stephen Salasny _____ 1958-60
 Trevor Sales _____ 2012-14
 Chad Salisbury _____ 1997-98
 Bernard Saltzman _____ 1949-50
 Steve Samis _____ 1987
 Stewart Sampsel _____ 2003, 05-06
 Bob Sanborn _____ 1934
 Aaron Sanders _____ 2002-05
 John Sanders _____ 2009-10
 Sam Sanders _____ 1957-59
 Richard Sanders _____ 2002-05
 Floyd Sanderson _____ 1950
 John Sandusky _____ 1993-96
 Alfred Sanelli _____ 1940
 John Saratori _____ 1979
 Mike Sarratori _____ 1982
 Dan Saskowski _____ 1981-82
 Scott Savickas _____ 1970
 G. Savitsky _____ 1954
 Paul Scalenta _____ 1965
 John Scalla _____ 1979
 John Scanlon _____ 1987-88
 Angelo Scappa _____ 1979
 C. Scarpino _____ 1954
 Scott Schaffer _____ 1986
 Todd Schaffer _____ 1993-94
 Edward Schano _____ 1940
 Chris Scharon _____ 2005-08
 Mark Schieber _____
 Michael Schifano _____ 2002-05
 Rich Schifano _____ 1986
 Joe Schillace _____ 2014-15
 Jim Schiro _____ 1981-82
 Dan Schlatterer _____
 Mike Schleelein _____ 1994-96
 David Schmidli _____ 1998
 Brian Schmidt _____ 1979
 Joe Schmidt _____ 1985
 Mark Schmidt _____ 1986-87

Tim Schmidt _____ 2003-04
 John Schneider _____ 1981
 Theodore Schneider _____ 1946-48
 Mason Schreck _____ 2013-16
 Rob Schroeder _____ 2002-05
 William Schultz _____ 1935
 Steve Schulz _____ 1985-87
 Jacob Schum _____ 2010-11
 Charles Schwab _____ 1941-42
 Franklyn Schwaneflugel _____
 Ricky Schwartz _____ 1977
 Todd Schwartz _____ 1994
 Gusty Schwartzmeier _____ 2015
 Richard Schwertfager _____ 1956-57
 Anthony Scott _____ 1994, 96
 Charles Scott _____ 1958-60
 Cliff Scott _____ 1991-94
 Kenny Scott _____ 2009-10
 Trevor Scott _____ 2004-07
 Wesley Scott _____ 2017-18
 Jerin Scroggins _____ 2017
 Gerald Scull _____ 1951
 Ronald Sears _____ 2005-07
 Rob Sechrist _____ 1981-83
 Randall Secky _____ 2001-04
 Don Seider _____ 1977
 William Selent _____ 1959-61
 Daniel Sella _____ 1964-66
 Leonard Serfustini _____ 1946-48
 Russell Service _____ 1934
 Rocco Setaro _____ 1941-42
 John Seubert _____ 1934
 K. Shaken _____
 Ordean Shanabrook _____ 1950-52
 Davonte Shannon _____ 2007-10
 Robert Shapiro _____ 1941
 Jeff Sharp _____ 1981
 Mike Sharrow _____ 1968-70
 Brandon Shaughnessy _____ 1997-00
 Tom Shaughnessy _____ 2000-03
 Jordan Shay _____ 2014
 Donald Shea _____ 1946
 Taylor Sheets _____ 2016
 Dan Shefferly _____ 1996-99
 Chris Shelly _____ 1998-01
 Steve Sherman _____ 1988-89
 George Shero _____ 1946-47
 Whitney Sherry _____ 2011-14
 Richard Sherwood _____ 1941
 Ryan Sherwood-Ericson _____ 2003-04
 Jay Shields _____ 1986-88
 Robert Shields _____ 1938-40
 Joseph Shifflet _____ 1958-60
 Dan Shiskowski _____
 Dave Short _____ 1988-90
 Greg Simmons _____ 1977
 Richard Shine _____ 1963-64
 Robert Sieber _____ 1946
 Stanley Siedlecki _____ 1969-70
 Ben Siegel _____ 1934
 Glenn Siembor _____ 1987
 Felix Siezega _____ 1948
 Jake Silas _____ 2012-14
 James Simon _____ 1946-49
 Bob Sinclair _____ 1965
 Eugene Singer _____ 1940
 Dahnel Singfield _____ 1998-00, 02
 Gary Sirface _____ 1981-82
 William Sitler _____ 1961-62
 Rich Siudzinski _____ 1952
 Nick Sizemore _____ 2009
 Raymond Skaine _____ 1958
 Bernard Skerker _____
 Jeff Skibitski _____ 1983
 Lee Skinner _____ 2011-14
 Cameron Skipworth _____ 2016

John Slack _____ 1962
 Tatum Slack _____ 2016-18
 Bob Sloan _____ 1990
 Martin Slominski _____ 1939
 Jason Smalarz _____ 2000-02
 Eugene Small _____ 1938-40
 John Smigelski _____ 1965
 Brandon Smiley _____ 2015
 John Smine _____ 1968
 Andrae Smith _____ 2005, 08
 Andrew Smith _____ 1988
 Anthony Smith _____
 Brandon Smith _____ 1903
 Doc Smith _____ 1992-93
 Harold Smith _____ 1935-40
 Jack Smith _____ 1938-40
 Jim Smith _____ 1979
 John Smith _____ 1934-35, 39
 Leo Smith _____ 1938-40
 Patrick Smith _____ 2007
 Phil Smith _____ 1970
 Richie Smith _____ 2008-11
 Sheldon Smith _____ 1994
 Todd Smith _____ 1990
 Tory Smith _____ 1997-00
 Philip Smolinski _____ 1951-52
 Dan Snow _____ 1986-87
 Averel Snyder _____ 1977
 Keith Snyder _____ 1942
 Paul Snyder _____ 1954-56
 Sidney Snyder _____ 1939-42
 Sobodosh _____ 1987
 Ken Soltis _____ 2002
 Kristjan Sokoli _____ 2011-14
 Victor Sominsky _____
 R. Sommer _____ 1960-61
 Steve Sosnowski _____ 1989
 Ronald Spacht _____
 Chris Spell _____ 2016-17
 Carlos Spencer _____ 1997-00
 John Spencer _____ 1967
 Lance Speziale _____ 1987
 Tony Spina _____
 Jason Springer _____
 Greg Spinola _____ 1981-82
 Rich Squillace _____ 1986-88
 Azzaam Stallsworth _____ 2002
 Franklin Stamer _____ 1946-47
 Brandon Stanback _____ 2015
 C.J. Stancil _____ 2013-15
 Daniel Stanley _____ 1955-56
 James Starks _____ 2006-08
 Roy Starly _____
 John Stawicki _____ 1956-57
 Robert Steffenhagen _____ 1953-54
 Mike Steigerwald _____ 1988-89
 Jacob Steinhart _____ 1939
 Josh Stello _____ 1997-99
 Gary Stenger _____
 Eugene Stephens _____
 Mike Stepien _____ 1983
 Ronald Stepman _____ 1956-58
 Stanley Stevens _____ 1982
 Mark Stillman _____ 1979
 Robert Stiscak _____ 1968-70
 Henry Stipp _____ 1946
 Jake Stockman _____ 2011-14
 Robert Stockwell _____ 1950
 John Stofa _____ 1961-63
 Jim Stojak _____ 1981-82
 Marshall Stoll _____ 1934
 Marvin Stolper _____ 1940
 Carlton Stone _____ 1990
 Bill Stonecypher _____ 1988-91
 Chris Storr _____ 2006-09
 Richard Stowell _____ 1936-38



ALL-TIME LETTERWINNERS

2019 BUFFALO FOOTBALL

Robert Stransky _____ 1936-38
Dwellie Striggles _____ 2011-14
Kareem Stroman _____ 1993-94
Jim Stropa _____ 1983-85
Richard Stuck _____ 1955
Mike Stumpf _____ 1997-99
Harley Styer _____ 1940
Chris Style _____ 1989-90
Ramon Suarez _____
Donald Suclinya _____ 1990-93
Jason Sulenski _____ 1990, 93-94
John Summers _____ 1982
Steve Svec _____
Theodore Swales _____ 1939
Anthony Swan _____ 1994-97
Barry Swane _____ 1979
James Sweeny _____ 1981
Walter Swiderski _____ 1965
Greg Szeliga _____ 1987
Matthew Szslowski _____ 1949-51
Paul Szymendera _____ 1958-60
John Syty _____ 2008-11

T

Keith Takeh _____ 2011
Adam Tanalski _____ 2006
Brad Tanton _____ 1997-99
Adam Tardif _____ 1994-96
Gary Tartick _____ 1979
Anthonie Taylor _____ 2011, 13-15
Bryant Taylor _____
Mike Taylor _____ 1997-00
Mark Taylor _____ 1994-96
William Taylor _____ 1964-65
Tim Teicher _____ 1986-87
James Teppett _____ 1947
Tony Teresi _____ 1951
Charles Termini _____ 1979
Paul Tersnova _____ 1979
Tim Terry _____ 2018-
John Testa _____ 1957
Brandon Therilus _____ 2007-10
Todd Therrien _____ 2013-15
David Thom _____ 1979
Andre Thomas _____ 1998-99
Chris Thomas _____
Josh Thomas _____ 2007-10
Seth Thomas _____ 1897-00
Stephen Thomas _____ 1904-05
Mike Thompson _____ 2006-08
Kyriil Threats _____ 2014-15
M. Tilghman _____ 1934
Bill Tipton _____ 1993-96
Charles Tirone _____ 1956-58
Owen Tober _____ 1970
Antonio Toledo _____ 1990
Anthony Tomei _____
Jim Tompkins _____ 1979
Wade Tompkins _____ 1987-88
Gary Tong _____ 1987
William Townsend _____ 1948
Bryant Lee Traylor _____ 1988-89
Josh Trexler _____ 1996-99
Donald Tripi _____ 1959
Joseph Tripodi _____ 1941
Alfred Trybuszewski _____ 1939-41
Paul Tzinieris _____ 1977

U

O.D. Underwood _____ 1986-87
Art Ungerer _____ 1927
Chad Upshaw _____ 2003-06
George Ursitti _____ 1950
Andy Utz _____ 1985-88

Mike Utz _____ 1982-83

V

John Va Bramer _____ 1981
Atunaisa Vainikolo _____ 2018-
John Valentic _____ 1960-62
Craig Valentine _____ 1988-89
Gary Valentine _____ 1988
Melvin Vancuren _____ 1958
Barry Vandeburgh _____ 1970
Dan Van Dusen _____ 1970
James Vann _____ 2003-05
Kyle Vantrease _____ 2017-
Richard Van Valkenburg _____ 1956-58
Tim Van Wie _____
Ruben Vargas _____ 2000-01
Walter Vaughn _____ 1934-36
Jim Vaux _____ 1977-79
Dan Vecchies _____ 1979
Ben Verrico _____ 1956
Jaleel Verser _____ 2010-11
George Vesoz _____ 1947
Tom Vigneau _____ 1968-70
Derek Villnave _____ 1990
Josh Violanti _____ 2008-11
Pete Violas _____ 1982
James Viterna _____ 1952, 55
Richard Vittorini _____ 1964
William Volkert _____ 1940
R. Vorhis _____ 1897
George Voskerchian _____ 1951
Greg Vrantis _____ 2004

W

John Wactawski _____ 1951
Johnny Wade _____ 1977
Dennis Waggoner _____ 1969
Paul Waldmiller _____ 1953
Todd Waldron _____ 1983-86
Daniel Walgate _____ 1967-69
Fred Walentynowicz _____ 1956
Duane Walker _____ 1985
Rich Walker _____ 1993-95
Theron Walker _____ 1997-00
Herb Wall _____ 1979
Dalonte Wallace _____ 2009-12
Evan Wallace _____ 2005-06
Reg Wallace _____ 1977
Herbert Wallens _____ 1941, 46
Vincent Walsh _____ 1949-50
Norb Waslm _____ 1951
Greg Walters _____ 1968
Mark Waple _____
Chester Ward _____ 1931-32
Fred Warnick _____ 1962
Keith Warren _____ 1993-96
Philip Warren _____ 2005
Aapri Washington _____ 2018-
Bennie Washington _____ 1965-67
Derek Wasiak _____
Edward Wasielewski _____ 1951
Bill Wasson _____ 1941
Kali Watkins _____ 1995-98
Brian Watson _____ 2003-06
Frank Watson _____ 1955-56
Mike Watson _____
Colby Way _____ 2010-13
Bernie Weber _____ 1981-83
Eric Weber _____ 2001, 03-04
Jacquis Webb _____ 2017-18
James Webber _____ 1964-65
Ben Weedon _____ 1947-48
Lorne Weeks _____ 1941-42
Bob Wegrzyn _____ 1985

Bill Weidner _____ 1988-90
George Weine _____ 1934
Matt Weiser _____ 2012-15
Gerry Weissinger _____ 2003-06
John Welch _____ 1957-58
James Wells _____ 1952
Richard Wells _____ 1965-67
John Welsh _____ 1956
Herman Wende _____ 1955
Matt Werder _____ 1990-93
Steve Wernick _____ 1981
Wesley Wertman _____ 1959
Stan Wescott _____ 1950
Raymond Weser _____ 1949-50
Barry Weslen _____ 1951
Jack Wesolowski _____ 1967-68
E. Wesp _____ 1934
Andrew West _____ 2007-09
Scott Weybrecht _____ 1988-89
Raymond Whelan _____ 1946-47
Bob Wheeler _____
Larry Wickson _____ 1958
Gerald Wilbur _____ 1964
Lamar Wilcher _____ 2000-03
Bill Wilkinson _____ 1985
John Whieldon _____ 1942
Graham Whinery _____ 2009-12
Ashton White _____ 2018
Ernest White _____ 1897-98
John White _____ 1981-82
Ken White _____ 1988
Pat Whitehead _____ 1980-82
Morris Whiting _____ 1948
Jack Whitman _____ 1946-47
James Wick _____ 1961-63
Derek Wicks _____ 1993
Kevin Wiggins _____ 2002
Harry Wilhelm _____ 1947-48
Brandon Williams _____ 2015-18
Diamond Williams _____ 2014-15
Duane Williams _____ 2000-01
Gemara Williams _____ 2002-05
George Williams _____ 1988
Johnathan Williams _____ 1987-88
Zach Williams _____ 2006
Larry Williams _____ 1977
Ryan Williamson _____ 2014-17
Darius Willis _____ 2009
Ron Willoughby _____ 2013-15
Drew Willy _____ 2005-08
Brian Wilson _____ 1981-82
Eddie Wilson _____ 2018-
Mike Wilson _____ 1956-58
Pat Wilson _____ 2010, 12
Tyrone Wilson _____ 2003-04
William Wilson _____ 1934-38
Hurbert Winfield, Jr. _____ 1994
William Winnett _____ 1969-70
Justin Winters _____ 2007-10
C. Winzer _____ 1960-62
Andy Wisepart _____ 1983
Dan Withers _____ 1986
Raymond Wodarczak _____ 1946-49
Steve Wojciechowski _____ 1985-87
Arthur Woelfle _____ 1941-42
Francis Woidzik _____ 1955-57
Chris Wojtas _____ 1990-94
Chris Wolf _____ 1967-69
James Wolf _____ 1946
Jim Wolfe _____ 1960-62
Peter Wolkodoff _____ 1946-48
Tom Wood _____ 1977-78
Ben Woods _____ 2004-07
Jeff Woodring _____ 1988
Barney Woodward _____ 1968-69
Jim Worosz _____ 1979

Dale Worrall _____ 1989-90
Irv Wright _____ 1967
Kadofi Wright _____ 2017-
Jim Wroblewski _____ 1982-83
C. Wrotniak _____ 1934
Ed Wu _____
Michael Wuest _____ 1964-65
Mike Wycoki _____ 1982-83
Robert Wynes _____ 1934

Y

Nick Yacobucci _____ 1941
Robert Yanchuk _____ 1958-59
Robert Yealu _____ 2005-06
Robert Yerge _____ 1956-58
Craig Yesensky _____ 1990
Cy Young _____ 1952
Ed Young _____ 2008-11
Londell Young _____ 1996-97
Stephen Young _____ 1961

Z

Karl Zalar _____ 1968-70
Henry Zagara _____ 1979
Dave Zauner _____ 1985-87
J.R. Zazzara _____ 2015
John Zedick _____ 1947
John Zeek _____ 1968
Joseph Zelmanski _____ 1968-70
Erik Zeppuhar _____ 2001-04
Phil Zickel _____ 1981
John Ziegler _____ 1970
Gene Zinni _____ 1958
Gene Zinni _____ 1985
Alex Zordich _____ 2010-13
Dan Zugelder _____ 1986-89
Christopher Zugo _____ 1988
Stan Zuk _____ 1933-34
Alfred Zwolinski _____ 1947-50



YEAR-BY-YEAR RECORDS

2019 BUFFALO FOOTBALL

1894-1896
No Coaches on Record
1-2-4 (.429)

1894

Record: 0-1-1

Date	Opponent	Result	Score
n/a	Hobart	Lost	6-12
n/a	at Rochester	Tied	0-0

1895

Record: 0-1-1

Date	Opponent	Result	Score
n/a	Rochester	Lost	4-6
n/a	Rochester	Tied	6-6

1896

Record: 1-0-2

Date	Opponent	Result	Score
Nov. 7	Syracuse	Tied	6-6
n/a	Hobart	Tied	6-6
n/a	St. Bonaventure	Won	6-5

1897
C.W. Dibble
7-0-0 (1.000)

1897

Record: 7-0-0

Date	Opponent	Result	Score
n/a	Hamilton	Won	16-6
n/a	Niagara	Won	32-0
n/a	Union	Won	26-0
n/a	Western Reserve	Won	16-6
Nov. 6	Syracuse	Won	16-0
Nov. 13	Syracuse	Won	10-0
Nov. 20	Hobart	Won	28-0

1898 - No Coach on Record

Record: 4-1-0

Date	Opponent	Result	Score
Oct. 8	Rensselaer	Won	12-5
Oct. 15	Cornell	Lost	0-27
Oct. 29	Case Tech	Won	29-0
Nov. 8	Colgate	Won	23-0
Nov. 24	Bucknell	Won	36-5

1899
Bemus Pierce
6-0-0 (1.000)

1899

Record: 6-0-0

Date	Opponent	Result	Score
Oct. 14	Rochester	Won	6-0
Oct. 21	Case Tech	Won	18-0
Nov. 4	Syracuse	Won	16-0
Nov. 11	Hobart	Won	51-0
Nov. 18	Western Reserve	Won	5-0
Nov. 30	Bucknell	Won	30-0

1900 - No Coach on Record

Record: 1-1-2

Date	Opponent	Result	Score
n/a	Western Reserve	Tied	0-0
n/a	at Case Tech	Tied	0-0
Nov. 10	Columbia	Lost	0-17
Nov. 29	Penn State	Won	10-0

1901 - No Coach on Record

Record: 4-2-0

Date	Opponent	Result	Score
n/a	Western Reserve	Lost	6-17
n/a	Case Tech	Won	6-0
Sept. 28	Columbia	Won	5-0
n/a	Oberlin	Won	5-0
Oct. 5	Lehigh	Won	16-0
Oct. 26	Michigan	Lost	0-128

1902 - No Coach on Record

Record: 2-4-1

Date	Opponent	Result	Score
Oct. 4	Bucknell	Lost	0-29
Oct. 11	Columbia	Lost	0-5
Oct. 18	Hobart	Tied	0-0
Oct. 25	Western Reserve	Lost	0-22
Nov. 8	Rochester	Won	6-0
Nov. 11	Alfred	Lost	0-12
Nov. 18	Niagara	Won	28-0

1903
Raymond Turnbull
4-4-0 (.500)

1903

Record: 3-3-0

Date	Opponent	Result	Score
n/a	Hobart	Lost	0-12
n/a	Rochester	Lost	0-47
n/a	Niagara	Won	10-8
n/a	Niagara	Won	17-6
n/a	Allegheny	Lost	0-23
n/a	Westminster	Won	14-0

1904-1914

No Varsity Teams

1915
Frank Pleasant
3-3-0 (.500)

1915

Record: 3-3-0

Date	Opponent	Result	Score
n/a	Hobart	Lost	6-20
n/a	Rochester	Won	7-3
n/a	Alfred	Won	6-0
n/a	St. Bonaventure	Won	6-0
n/a	Geneva	Lost	0-29
n/a	Grove City	Lost	7-0



1916-21
Art Powell
13-22-5 (.388)

1916

Record: 3-5-2

Date	Opponent	Result	Score
n/a	Hobart	Won	6-0
n/a	Rochester	Lost	2-14
n/a	Hamilton	Lost	0-19
n/a	Allegheny	Lost	0-29
n/a	Westminster	Won	7-0
n/a	St. Bonaventure	Lost	0-12
n/a	Thiel	Won	9-7
n/a	Geneva	Lost	0-7
n/a	Grove City	Tied	0-0
n/a	Detroit	Tied	0-0

1917

Record: 4-4-0

Date	Opponent	Result	Score
n/a	Hobart	Won	45-0
n/a	Rochester	Won	28-0
n/a	Hamilton	Lost	0-6
n/a	Westminster	Lost	0-7
n/a	St. Bonaventure	Lost	6-13
n/a	Thiel	Won	27-7
n/a	Detroit	Lost	7-20
n/a	Mansfield	Won	12-6

1918

Record: 3-1-0

Date	Opponent	Result	Score
n/a	Ithaca	Lost	0-25
n/a	Niagara	Won	41-0
n/a	Rochester	Won	19-6
n/a	Hobart	Won	81-0

1919

Record: 0-5-1

Date	Opponent	Result	Score
n/a	Hobart	Lost	6-21
n/a	Rochester	Lost	0-33
n/a	Westminster	Lost	0-6
n/a	St. Bonaventure	Tied	6-6
n/a	Detroit	Lost	0-25
n/a	St. Lawrence	Lost	0-23

1920

Record: 1-4-0

Date	Opponent	Result	Score
n/a	Thiel	Lost	0-13
n/a	St. Lawrence	Lost	0-20
n/a	at Alfred	Lost	3-7
n/a	Hobart	Lost	2-20
n/a	Canisius	Won	12-0

1921

Record: 2-3-2

Date	Opponent	Result	Score
Oct. 8	Thiel	Tied	0-0
Oct. 15	at Bethany	Lost	0-42
n/a	Alfred	Won	7-0
Nov. 15	St. Stephen's	Won	54-0
Nov. 12	at Allegheny	Lost	12-22
Nov. 19	at Hobart	Lost	0-37



YEAR-BY-YEAR RECORDS

2019 BUFFALO FOOTBALL

n/a at Rensselaer Tied 0-0 n/a Toledo Lost 6-33

1922
Jim Batterson
1-5-0 (.167)

1922
Record: 1-5-0

Date	Opponent	Result	Score
n/a	Mechanics Inst.	Won	12-0
n/a	Thiel	Lost	13-15
n/a	Alfred	Lost	0-6
n/a	Clarkson	Lost	0-18
n/a	at Rochester	Lost	0-19
n/a	Hobart	Lost	10-27

1923
James Bond
2-5-1 (.313)

1923
Record: 2-5-1

Date	Opponent	Result	Score
Oct. 6	Roch. Optometry	Won	40-0
Oct. 13	Thiel	Lost	0-29
Oct. 19	at Alfred	Lost	6-16
Oct. 27	Clarkson	Tied	7-7
Nov. 3	Hamilton	Won	7-6
Nov. 10	at Hobart	Lost	0-7
Nov. 17	Rochester	Lost	6-13
Nov. 25	at Holy Cross	Lost	0-34

1924-28
Russ Carrick
5-30-2 (.162)

1924
Record: 1-7-0

Date	Opponent	Result	Score
Oct. 4.	Westminster	Lost	7-16
Oct. 11	Alfred	Lost	0-9
Oct. 18	St. Lawrence	Won	7-0
Oct. 25	at Davis & Elkins	Lost	0-48
Nov. 1	Clarkson	Lost	0-26
Nov. 8	at Rochester	Lost	7-21
Nov. 15	Hobart	Lost	6-13
Nov. 22	George Washington	Lost	0-6

1925
Record: 3-4-1

Date	Opponent	Result	Score
Oct. 3	Toledo	Won	2-0
Oct. 10	Westminster	Lost	0-8
Oct. 17	Rochester	Tied	0-0
Oct. 24	Davis & Elkins	Lost	0-39
Oct. 30	at Alfred	Won	6-0
Nov. 7	Clarkson	Won	10-2
Nov. 14	at Hobart	Lost	0-13
Nov. 21	at George Washington	Lost	0-59

1926
Record: 0-7-0

Date	Opponent	Result	Score
n/a	Hobart	Lost	13-42
n/a	Rochester	Lost	0-32
n/a	Niagara	Lost	0-60
n/a	Alfred	Lost	0-6
n/a	Westminster	Lost	0-38
n/a	Clarkson	Lost	2-20

1927
Record: 0-6-1

Date	Opponent	Result	Score
n/a	Hobart	Lost	0-49
n/a	Rochester	Lost	0-47
n/a	Niagara	Lost	0-34
n/a	Alfred	Tied	0-0
n/a	Westminster	Lost	0-43
n/a	St. Lawrence	Lost	7-20
n/a	Clarkson	Lost	0-19

1928
Record: 1-6-0

Date	Opponent	Result	Score
n/a	Hobart	Lost	0-38
n/a	Rochester	Lost	0-36
n/a	Niagara	Lost	0-38
n/a	St. Lawrence	Lost	0-12
n/a	Clarkson	Lost	6-19
n/a	Long Island	Won	12-0
n/a	Edinboro	Lost	0-35

1929-30
Jay "Biffy" Lee
8-7-0 (.533)

1929
Record: 5-2-0

Date	Opponent	Result	Score
n/a	at Upsala	Lost	7-14
Oct. 12	Alfred	Won	20-12
Oct. 19	Clarkson	Won	12-9
Oct. 26	Rochester	Lost	0-20
Nov. 2	at Long Island	Won	13-0
Nov. 9	Hiram	Won	27-12
Nov. 16	at Hobart	Won	13-7

1930
Record: 3-5-0

Date	Opponent	Result	Score
Sept. 27	Carnegie Tech	Lost	2-75
Oct. 4	at Fordham	Lost	0-71
Oct. 11	at Alfred	Lost	0-20
Oct. 18	Hamilton	Won	6-0
Oct. 25	at Clarkson	Lost	6-14
Nov. 1	at Rochester	Lost	6-24
Nov. 8	Upsala	Won	39-0
Nov. 15	Hobart	Won	20-6

1931
Bill Pritchard
2-6-0 (.250)

1931
Record: 2-6-0

Date	Opponent	Result	Score
Sept. 26	Carnegie Tech	Lost	0-25
Oct. 3	Dartmouth	Lost	0-61
Oct. 10	at Alfred	Won	20-13
Oct. 17	at Hamilton	Lost	2-6
Oct. 24	Clarkson	Lost	0-13
Oct. 31	Rochester	Lost	7-14
Nov. 7	Notre Dame B	Lost	6-33
Nov. 14	at Hobart	Won	29-6



1932-33
Jim Wilson
12-15-3 (.450)*
**also coached 1950-51*

1932
Record: 1-5-1

Date	Opponent	Result	Score
Sept. 23	at Cornell	Lost	0-72
Oct. 1	at Harvard	Lost	0-66
Oct. 8	Alfred	Tied	6-6
Oct. 15	at Clarkson	Lost	0-41
Oct. 22	Rochester	Lost	7-12
Oct. 29	Western Reserve	Lost	0-11
Nov. 12	Hobart	Won	6-0

1933
Record: 2-3-2

Date	Opponent	Result	Score
Sept. 30	Niagara	Lost	0-28
Oct. 7	Hamilton	Lost	0-15
Oct. 14	Alfred	Tied	12-12
Oct. 21	Clarkson	Lost	0-20
Oct. 28	Adrian	Won	19-14
n/a	Hobart	Tied	0-0
n/a	at W. Reserve	Won	7-6

1934-35
George Van Bibber
4-10-1 (.409)

1934
Record: 2-4-1

Date	Opponent	Result	Score
Sept. 29	Niagara	Lost	0-27
Oct. 6	Hamilton	Tied	0-0
Oct. 13	Western Reserve	Lost	0-33
Oct. 20	at Alfred	Won	14-0
Oct. 27	Toledo	Won	8-0
Nov. 3	at Clarkson	Lost	0-27
Nov. 10	Hobart	Lost	13-19

1935
Record: 2-6-0

Date	Opponent	Result	Score
Sept. 28	Baldwin-Wallace	Lost	0-55
Oct. 5	Hamilton	Lost	0-20
Oct. 12	Western Reserve	Lost	0-61
Oct. 19	Alfred	Won	7-0
Oct. 26	Wayne State	Lost	0-14
Nov. 2	Clarkson	Lost	0-32
Nov. 9	Hobart	Won	13-12
Nov. 16	Toledo	Lost	6-19



YEAR-BY-YEAR RECORDS

2019 BUFFALO FOOTBALL



1936-47
Jim Peele
38-34-1 (.527)

1936

Record: 5-3-0

Date	Opponent	Result	Score
Oct. 3	Defiance	Won	26-6
Oct. 10	at Rochester	Won	29-2
Oct. 17	at Alfred	Won	27-0
Oct. 24	Hiram	Won	19-12
Oct. 31	at Clarkson	Lost	0-41
Nov. 7	Hobart	Lost	2-52
Nov. 14	at Wayne State	Lost	6-14
Nov. 21	Rensselaer	Won	12-0

1937

Record: 4-4-0

Date	Opponent	Result	Score
Oct. 2	at Allegheny	Won	14-7
Oct. 9	Rochester	Won	12-7
Oct. 16	Alfred	Lost	13-25
Oct. 23	Kent State	Won	13-0
Oct. 30	Defiance	Won	12-7
Nov. 6	at Hobart	Lost	7-12
Nov. 13	Wayne State	Lost	6-23
Nov. 20	at Rensselaer	Lost	12-13

1938

Record: 2-6-0

Date	Opponent	Result	Score
Oct. 1	at City College of NY	Lost	2-15
Oct. 8	Manchester	Lost	6-21
Oct. 15	at Alfred	Lost	0-7
Oct. 22	at Kent State	Lost	0-52
Oct. 29	Allegheny	Won	47-0
Nov. 5	Hobart	Lost	0-19
Nov. 12	at Wayne State	Lost	0-35
Nov. 19	Rensselaer	Won	26-7

1939

Record: 0-7-0

Date	Opponent	Result	Score
Sept. 30	Susquehanna	Lost	0-6
Oct. 7	City College of NY	Lost	0-19
Oct. 14	Alfred	Lost	0-14
Oct. 21	at Lehigh	Lost	0-22
Oct. 28	Connecticut	Lost	7-25
Nov. 11	at Hobart	Lost	0-20
Nov. 18	at Wayne State	Lost	0-20

1940

Record: 3-5-0

Date	Opponent	Result	Score
Sept. 28	at Susquehanna	Lost	6-20
Oct. 5	Drexel	Won	20-13
Oct. 12	at Williams	Lost	0-27
Oct. 19	at Alfred	Lost	0-19
Oct. 26	at Connecticut	Won	7-6
Nov. 2	City College of NY	Won	7-6
Nov. 9	Hobart	Lost	7-19
Nov. 16	Wayne State	Lost	0-6

1941

Record: 3-4-1

Date	Opponent	Result	Score
Sept. 27	Susquehanna	Won	19-0
Oct. 4	at City College of NY	Won	6-0
Oct. 11	at Drexel	Lost	6-19
Oct. 18	Washington & Jefferson	Lost	6-14
Oct. 25	at Alfred	Lost	0-14
Nov. 1	Lehigh	Tied	0-0
Nov. 8	at Hobart	Won	12-7
Nov. 15	Rensselaer	Lost	6-21

1942

Record: 6-2-0

Date	Opponent	Result	Score
Sept. 25	at Susquehanna	Won	19-0
Oct. 2	St. Lawrence	Won	20-0
Oct. 9	at Washington & Jefferson	Lost	-13
Oct. 16	Hartwick	Won	50-6
Oct. 23	Carnegie Tech	Lost	14-27
Oct. 30	at Johns Hopkins	Won	26-6
Nov. 7	Hobart	Won	66-0
Nov. 14	at Rensselaer	Won	13-0

1943-1945

No Varsity Teams

1946

Record: 7-2-0

Date	Opponent	Result	Score
Sept. 28	Moravian	Won	40-7
Oct. 5	at Rensselaer	Won	28-13
Oct. 12	at Hobart	Won	20-7
Oct. 19	Bucknell	Lost	0-20
Oct. 26	Wayne State	Lost	20-25
Nov. 2	at Bethany	Won	32-6
Nov. 9	Alfred	Won	20-12
Nov. 16	at Carnegie Tech	Won	28-0
Nov. 23	Johns Hopkins	Won	36-0

1947

Record: 8-1-0

Date	Opponent	Result	Score
Sept. 19	Niagara	Won	27-14
Sept. 26	at Moravian	Won	7-0
Oct. 4	Rensselaer	Won	14-7
Oct. 11	Hobart	Won	54-0
Oct. 18	at Alfred	Won	40-7
Oct. 25	at Wayne State	Lost	12-32
Nov. 1	Bethany	Won	40-6
Nov. 8	St. Lawrence	Won	50-7
Nov. 15	at Bucknell	Won	14-6



1948-49
Frank Clair
12-4-1 (.735)

1948

Record: 6-1-1

Date	Opponent	Result	Score
Sept. 25	at Colgate	Lost	0-25
Oct. 2	Hobart	Won	39-0
Oct. 9	at Rensselaer	Won	39-21
Oct. 16	Alfred	Won	8-0
Oct. 23	at Washington & Jefferson	Won	41-14
Oct. 30	at Louisville	Won	48-13

Nov. 6	Niagara	Tied	13-13
Nov. 13	Bucknell	Won	47-13

1949

Record: 6-3-0

Date	Opponent	Result	Score
Sept. 24	at Colgate	Lost	0-32
Oct. 1	Niagara	Won	26-7
Oct. 8	Rensselaer	Won	26-2
Oct. 15	at Alfred	Won	32-6
Oct. 22	St. Lawrence	Lost	7-13
Oct. 29	Bucknell	Lost	7-21
Nov. 5	Washington & Jefferson	Won	26-0
Nov. 12	at Rhode Island	Won	39-7
Nov. 19	at Ohio	Won	20-7



1950-51
Jim Wilson
12-15-3 (.450)*
**also coached 1932-33*

1950

Record: 5-3-0

Date	Opponent	Result	Score
Sept. 23	at Cortland	Won	13-0
Sept. 30	at Louisville	Lost	19-48
Oct. 7	Niagara	Lost	13-27
Oct. 14	Alfred	Won	13-0
Oct. 21	Brooklyn	Won	52-6
Oct. 28	Rhode Island	Won	33-12
Nov. 11	Ohio	Lost	14-22
Nov. 18	at Rensselaer	Won	34-14

1951

Record: 4-4-0

Date	Opponent	Result	Score
Sept. 21	Cortland	Won	26-0
Sept. 29	Colgate	Lost	13-47
Oct. 5	Ohio Wesleyan	Lost	0-21
Oct. 13	at Alfred	Won	31-6
Oct. 20	at Bucknell	Lost	32-62
Oct. 27	Connecticut	Won	20-6
Nov. 3	at Miami (OH)	Lost	7-27
Nov. 17	Rensselaer	Won	33-20



1952-54
Fritz Febel
4-19-1 (.188)

1952

Record: 1-7-0

Date	Opponent	Result	Score
Sept. 20	at Cortland	Lost	13-33
Sept. 27	at Connecticut	Lost	7-47
Oct. 4	Colgate	Lost	0-13
Oct. 11	Lehigh	Lost	7-26
Oct. 18	Bucknell	Lost	0-22
Oct. 25	at Western Reserve	Lost	13-35
Nov. 1	Alfred	Lost	7-19
Nov. 8	St. Lawrence	Won	12-6



YEAR-BY-YEAR RECORDS

2019 BUFFALO FOOTBALL

1953

Record: 1-5-1

Date	Opponent	Result	Score
Sept. 26	at Bucknell	Lost	6-35
Oct. 3	Cortland	Tied	12-12
Oct. 10	at Lehigh	Lost	0-27
Oct. 17	Western Reserve	Lost	6-26
Oct. 24	Findlay	Lost	0-34
Oct. 31	at Alfred	Lost	0-47
Nov. 14	Ohio Northern	Won	20-0

1954

Record: 2-7-0

Date	Opponent	Result	Score
Sept. 25	at Cortland	Lost	6-20
Oct. 2	Brockport	Lost	6-19
Oct. 9	at Hobart	Lost	0-45
Oct. 16	Lafayette	Lost	0-26
Oct. 23	at Western Reserve	Lost	7-35
Oct. 30	Alfred	Lost	0-25
Nov. 6	St. Lawrence	Won	13-6
Nov. 13	Brandeis	Lost	20-52
Nov. 20	at Rensselaer	Won	20-19



**1955-65
Dick Offenhamer**
58-37-5 (.605)

1958 Lambert Cup
1958 Tangerine Bowl*

*Team chose not to play

1955

Record: 4-4-1

Date	Opponent	Result	Score
Sept. 24	Cortland	Lost	7-28
Oct. 1	at Brockport	Won	26-0
Oct. 8	Hobart	Tied	0-0
Oct. 14	at McMaster	Won	29-0
Oct. 22	Western Reserve	Lost	13-32
Oct. 29	at Alfred	Lost	14-26
Nov. 5	at St. Lawrence	Won	39-12
Nov. 12	Brandeis	Lost	13-20
Nov. 19	Rensselaer	Won	45-0

1956

Record: 5-3-0

Date	Opponent	Result	Score
Sept. 22	at Cortland	Won	26-12
Sept. 26	Carnegie Tech	Won	13-6
Oct. 13	at Western Reserve	Lost	13-20
Oct. 20	St. Lawrence	Won	41-12
Oct. 27	Alfred	Lost	19-26
Nov. 3	at Bucknell	Won	31-13
Nov. 10	Ohio Northern	Won	72-0
Nov. 17	at Hobart	Lost	12-33

1957

Record: 5-4-0

Date	Opponent	Result	Score
Sept. 28	at Carnegie Tech	Won	14-9
Oct. 5	Lafayette	Lost	6-13
Oct. 12	Western Reserve	Lost	6-13
Oct. 19	at St. Lawrence	Won	14-6
Oct. 26	at Alfred	Won	15-0
Nov. 2	Wayne State	Won	33-7
Nov. 9	Cortland	Lost	0-20
Nov. 16	Lehigh	Lost	7-27
Nov. 23	at Temple	Won	13-6

1958

Record: 8-1-0

Lambert Cup Champions

Date	Opponent	Result	Score
Sept. 27	at Harvard	Won	6-3
Oct. 4	at Cortland	Won	7-6
Oct. 11	at Western Reserve	Won	19-6
Oct. 18	Baldwin-Wallace	Lost	0-26
Oct. 25	Columbia	Won	34-14
Nov. 1	Temple	Won	54-6
Nov. 8	at Wayne State	Won	44-14
Nov. 15	at Lehigh	Won	34-26
Nov. 22	Bucknell	Won	38-0

1959

Record: 8-1-0

Date	Opponent	Result	Score
Sept. 26	at Temple	Won	28-14
Oct. 3	Cortland	Won	68-2
Oct. 10	at Bucknell	Lost	21-26
Oct. 17	at Baldwin-Wallace	Won	27-18
Oct. 24	Western Reserve	Won	22-2
Oct. 31	at Youngstown State	Won	16-7
Nov. 7	Rhode Island	Won	41-6
Nov. 14	Gettysburg	Won	19-6
Nov. 21	Marshall	Won	37-12

1960

Record: 4-6-0

Date	Opponent	Result	Score
Sept. 17	at Army	Lost	0-37
Sept. 24	VMI	Lost	14-28
Oct. 1	at Temple	Won	21-12
Oct. 8	at Bucknell	Lost	0-41
Oct. 15	Youngstown State	Won	40-13
Oct. 22	at Western Reserve	Won	44-0
Oct. 29	Colgate	Lost	20-28
Nov. 5	Connecticut	Lost	24-31
Nov. 12	at Gettysburg	Won	36-6
Nov. 19	Boston University	Lost	14-42

1961

Record: 4-5-0

Date	Opponent	Result	Score
Sept. 16	Gettysburg	Won	14-6
Sept. 23	at Boston University	Won	24-12
Sept. 30	at Delaware	Lost	12-36
Oct. 7	Holy Cross	Lost	8-20
Oct. 14	at Villanova	Lost	6-28
Oct. 21	Temple	Won	30-3
Oct. 28	at Connecticut	Won	30-7
Nov. 4	Bucknell	Lost	6-12
Nov. 11	VMI	Lost	6-39

1962

Record: 6-3-0

Date	Opponent	Result	Score
Sept. 22	at Boston University	Won	27-23
Sept. 29	at Holy Cross	Lost	6-16
Oct. 6	Villanova	Lost	6-36
Oct. 13	Delaware	Won	20-19
Oct. 20	at Temple	Won	16-13
Oct. 27	Ohio	Lost	6-41
Nov. 3	at Bucknell	Won	28-0
Nov. 10	at Gettysburg	Won	44-0
Nov. 17	Colgate	Won	6-0

1963

Record: 5-3-1

Date	Opponent	Result	Score
Sept. 14	Gettysburg	Won	34-0
Sept. 21	at Ohio	Won	7-0

Sept. 28	at Holy Cross	Tied	6-6
Oct. 5	at Villanova	Won	14-7
Oct. 12	Marshall	Lost	8-10
Oct. 19	Boston University	Won	22-13
Nov. 2	at Delaware	Lost	6-34
Nov. 9	at Boston College	Lost	0-15
Nov. 16	Colgate	Won	23-0

1964

Record: 4-4-1

Date	Opponent	Result	Score
Sept. 19	at Boston University	Won	34-0
Sept. 26	at Cornell	Tied	9-9
Oct. 3	Massachusetts	Lost	22-24
Oct. 10	at Marshall	Lost	12-14
Oct. 17	VMI	Won	14-10
Oct. 24	Holy Cross	Lost	14-20
Oct. 31	Delaware	Won	27-0
Nov. 7	Richmond	Won	28-13
Nov. 14	Colgate	Lost	6-7

1965

Record: 5-3-2

Date	Opponent	Result	Score
Sept. 18	at Boston College	Lost	6-18
Sept. 25	Tampa	Tied	13-13
Oct. 2	at Massachusetts	Won	18-6
Oct. 9	Boston University	Lost	7-14
Oct. 16	Richmond	Won	24-0
Oct. 23	Dayton	Tied	0-0
Oct. 30	at Holy Cross	Lost	7-20
Nov. 6	at Delaware	Won	22-0
Nov. 13	Colgate	Won	28-0
Nov. 20	at Villanova	Won	20-7



**1966-68
Doc Urich**
18-12-0 (.600)

1966

Record: 5-5-0

Date	Opponent	Result	Score
Sept. 17	at Kent State	Won	27-23
Sept. 24	Cornell	Lost	21-28
Oct. 1	Villanova	Won	28-8
Oct. 8	at Boston University	Lost	16-26
Oct. 15	at Dayton	Lost	3-13
Oct. 22	at Boston College	Lost	21-22
Oct. 29	Holy Cross	Won	35-3
Nov. 5	Delaware	Won	36-6
Nov. 12	at Tampa	Lost	8-27
Nov. 19	Youngstown State	Won	25-16

1967

Record: 6-4-0

Date	Opponent	Result	Score
Sept. 16	Kent State	Won	30-6
Sept. 23	at North Carolina State	Lost	6-24
Sept. 30	at Virginia	Lost	12-35
Oct. 7	Temple	Won	44-14
Oct. 14	Boston University	Won	6-0
Oct. 21	at Boston College	Won	26-14
Oct. 28	at Holy Cross	Lost	25-38
Nov. 4	at Delaware	Won	38-19
Nov. 11	at Villanova	Lost	23-41
Nov. 18	Colgate	Won	31-0



YEAR-BY-YEAR RECORDS

2019 BUFFALO FOOTBALL

1968

Record: 7-3-0

Date	Opponent	Result	Score
Sept. 14	at Iowa State	Lost	10-28
Sept. 21	at Kent State	Won	21-13
Sept. 28	Massachusetts	Won	23-0
Oct. 5	at Boston College	Lost	12-31
Oct. 12	Delaware	Won	29-17
Oct. 19	Villanova	Lost	7-28
Oct. 26	Holy Cross	Won	10-9
Nov. 2	at Temple	Won	50-40
Nov. 9	at Northern Illinois	Won	20-7
Nov. 23	at Boston University	Won	13-10



1969-70
Bob Deming
8-12-0 (.400)

1969

Record: 6-3-0

Date	Opponent	Result	Score
Sept. 13	at Ball State	Lost	7-10
Sept. 20	Xavier	Won	17-0
Sept. 27	at Massachusetts	Won	16-6
Oct. 4	Kent State	Lost	8-17
Oct. 11	Dayton	Won	27-0
Oct. 25	Virginia Tech	Lost	7-21
Nov. 1	Temple	Won	33-0
Nov. 8	at Boston College	Won	35-21
Nov. 22	at Villanova	Won	24-14

1970

Record: 2-9-0

Date	Opponent	Result	Score
Sept. 12	Ball State	Lost	7-14
Sept. 19	Toledo	Lost	6-27
Sept. 26	at Kent State	Lost	21-27
Oct. 3	Massachusetts	Won	16-13
Oct. 10	Villanova	Lost	7-17
Oct. 17	at Dayton	Lost	0-41
Oct. 24	at Virginia Tech	Lost	14-31
Oct. 31	Holy Cross	Won	16-0
Nov. 7	at Boston College	Lost	12-65
Nov. 14	at Temple	Lost	8-21
Nov. 21	at Northern Illinois	Lost	21-43

1971-1976

No football



1977-89
Bill Dando
59-64-1 (.480)

1977

Record: 0-3-1

Date	Opponent	Result	Score
Oct. 8	RIT	Tied	7-7
Oct. 15	Canisius	Lost	8-22
Oct. 22	at Brockport	Lost	7-17
Nov. 5	Coast Guard	Lost	14-41

1978

Record: 3-6-0

Date	Opponent	Result	Score
Sept. 9	at Cortland	Lost	14-35
Sept. 16	John Carroll	Lost	13-17
Sept. 23	Brockport	Lost	35-31
Sept. 30	at Waynesburg	Lost	13-30
Oct. 7	at Canisius	Won	16-10
Oct. 14	Albany	Won	15-8
Oct. 28	Rochester	Lost	21-31
Nov. 4	at Coast Guard	Lost	25-29
Nov. 11	Alfred	Lost	12-20

1979

Record: 4-5-0

Date	Opponent	Result	Score
Sept. 8	Cortland	Won	17-13
Sept. 15	at John Carroll	Won	9-3
Sept. 22	at Brockport	Lost	25-32
Sept. 29	Waynesburg	Won	29-28
Oct. 6	Canisius	Lost	18-21
Oct. 13	at Albany	Lost	12-40
Oct. 20	at Westminster	Lost	0-24
Oct. 27	St. Lawrence	Won	3-0
Nov. 10	at Alfred	Lost	3-16

1980

Record: 6-5-0

Date	Opponent	Result	Score
Sept. 6	at Brockport	Won	14-13
Sept. 13	at Cortland	Won	20-14
Sept. 20	Grove City	Won	3-2
Sept. 27	Hobart	Won	6-0
Oct. 4	at Rochester	Won	9-7
Oct. 11	Albany	Lost	24-27
Oct. 18	at Canisius	Lost	14-17
Oct. 25	at Dayton	Lost	0-55
Nov. 1	Edinboro	Lost	10-34
Nov. 8	at Baldwin-Wallace	Lost	7-43
Nov. 15	Alfred	Won	31-29

1981

Record: 5-5-0

Date	Opponent	Result	Score
Sept. 12	Cortland	Won	34-7
Sept. 19	at Grove City	Won	42-6
Sept. 26	at Hobart	Won	41-10
Oct. 3	Wayne State	Won	27-14
Oct. 10	at Albany	Lost	0-32
Oct. 17	Canisius	Won	15-8
Oct. 24	Dayton	Lost	7-14
Oct. 31	at Edinboro	Lost	0-35
Nov. 7	Westminster	Lost	0-14
Nov. 14	at St. Lawrence	Lost	21-28

1982

Record: 5-5-0

Date	Opponent	Result	Score
Sept. 11	at Cortland	Lost	28-31
Sept. 18	at Baldwin-Wallace	Lost	26-31
Sept. 25	Rochester	Won	14-13
Oct. 2	Buffalo State	Won	44-3
Oct. 9	at Canisius	Won	35-13
Oct. 16	Ithaca	Lost	14-18
Oct. 23	Brockport	Won	52-13
Oct. 30	Norwich	Lost	15-20
Nov. 6	at Albany	Won	42-14
Nov. 13	at Alfred	Lost	21-24

1983

Record: 8-2-0

Date	Opponent	Result	Score
Sept. 10	Cortland	Won	35-0
Sept. 17	Baldwin-Wallace	Won	29-28
Sept. 24	at Rochester	Won	21-7
Oct. 1	at Buffalo State	Lost	7-24
Oct. 8	Canisius	Won	10-6
Oct. 15	at Ithaca	Lost	13-28
Oct. 22	at Brockport	Won	24-6
Oct. 29	at Norwich	Won	31-21
Nov. 5	Albany	Won	15-13
Nov. 12	Alfred	Won	47-17

1984

Record: 6-4-0

Date	Opponent	Result	Score
Sept. 8	at Cortland	Lost	7-23
Sept. 15	Mansfield	Won	44-14
Sept. 22	Rochester	Won	35-7
Sept. 29	Buffalo State	Won	6-2
Oct. 6	at Canisius	Won	19-10
Oct. 13	Ithaca	Lost	6-10
Oct. 20	Brockport	Won	44-15
Oct. 27	at Alfred	Lost	0-17
Nov. 3	at Albany	Lost	10-33
Nov. 10	at Lock Haven	Won	21-9

1985

Record: 4-6-0

Date	Opponent	Result	Score
Sept. 14	Cortland	Won	31-14
Sept. 21	at Mansfield	Lost	19-28
Sept. 28	at Rochester	Won	35-28
Oct. 5	at Buffalo State	Won	30-11
Oct. 12	Canisius	Lost	25-34
Oct. 19	at Ithaca	Lost	7-23
Oct. 26	at Brockport	Won	13-11
Nov. 2	Alfred	Lost	7-14
Nov. 9	Albany	Lost	0-20
Nov. 16	Lock Haven	Lost	21-23

1986

Record: 9-2-0

Date	Opponent	Result	Score
Sept. 6	at Towson State	Lost	8-37
Sept. 13	at Cortland	Won	23-22
Sept. 20	Buffalo State	Won	37-7
Sept. 27	Rochester	Won	21-19
Oct. 4	at Villanova	Won	29-27
Oct. 11	at Canisius	Won	38-7
Oct. 18	Ithaca	Lost	21-22
Oct. 25	Brockport	Won	21-14
Nov. 1	at Alfred	Won	13-10
Nov. 8	at Albany	Won	11-10
Nov. 15	Frostburg State	Won	42-7

1987

Record: 3-7-0

Date	Opponent	Result	Score
Sept. 6	at Findlay	Lost	13-39
Sept. 19	at Buffalo State	Won	41-6
Sept. 26	at C. Connecticut State	Lost	0-22
Oct. 3	Wagner	Lost	0-20
Oct. 10	Canisius	Lost	14-20
Oct. 17	at Ithaca	Lost	0-29
Oct. 24	at Brockport	Won	28-7
Oct. 31	Alfred	Won	21-20
Nov. 7	Albany	Lost	21-22
Nov. 14	at Frostburg State	Lost	13-19



YEAR-BY-YEAR RECORDS

2019 BUFFALO FOOTBALL

1988


Record: 2-8-0

Date	Opponent	Result	Score
Sept. 10	Findlay	Won	7-3
Sept. 17	Buffalo State	Lost	23-24
Sept. 24	Westminster	Lost	12-14
Oct. 1	at Hofstra	Lost	14-43
Oct. 8	at Canisius	Lost	15-38
Oct. 15	Ithaca	Lost	3-36
Oct. 22	Brockport	Won	38-7
Oct. 29	at Alfred	Lost	7-27
Nov. 5	at Albany	Lost	20-28
Nov. 12	Slippery Rock	Lost	9-17

1989

Record: 4-6-0

Date	Opponent	Result	Score
Sept. 2	John Carroll	Lost	15-20
Sept. 9	at Findlay	Lost	3-39
Sept. 16	at Buffalo State	Won	17-9
Sept. 23	at Westminster	Lost	20-34
Sept. 30	Hofstra	Won	17-3
Oct. 7	Canisius	Lost	17-31
Oct. 14	at Ithaca	Lost	10-30
Oct. 21	at Brockport	Won	35-21
Oct. 28	Mercyhurst	Won	45-6
Nov. 11	at Slippery Rock	Lost	19-24



**1990-91
Sam Sanders
5-15-0 (.250)**

1990

Record: 2-8-0

Date	Opponent	Result	Score
Sept. 1	C. Connecticut State	Lost	25-36
Sept. 8	at Montclair State	Lost	0-21
Sept. 22	Westminster	Lost	12-38
Sept. 29	at Hofstra	Lost	0-44
Oct. 6	at Canisius	Lost	29-30
Oct. 13	Ithaca	Lost	21-42
Oct. 20	Brockport	Won	35-27
Oct. 27	at Mercyhurst	Won	44-29
Nov. 3	S. Connecticut State	Lost	6-14
Nov. 10	East Stroudsburg	Lost	16-49

1991

Record: 3-7-0

Date	Opponent	Result	Score
Sept. 14	at Lafayette	Lost	21-42
Sept. 21	Montclair State	Lost	3-7
Sept. 28	at Westminster	Lost	0-38
Oct. 4	at Hofstra	Lost	33-38
Oct. 12	Canisius	Won	49-7
Oct. 19	at Ithaca	Lost	0-50
Oct. 26	at Brockport	Won	30-28
Nov. 2	Duquesne	Won	49-0
Nov. 9	at S. Connecticut State	Lost	21-49
Nov. 16	at East Stroudsburg	Lost	25-45



**1992-94
Jim Ward
8-24-0 (.250)**

1992

Record: 4-6-0

Date	Opponent	Result	Score
Sept. 5	at Edinboro	Lost	13-35
Sept. 12	at New Haven	Lost	48-69
Sept. 19	at Lafayette	Lost	28-49
Sept. 26	Mansfield	Won	56-42
Oct. 3	Morgan State	Lost	27-45
Oct. 10	at Colgate	Lost	21-35
Oct. 17	Buffalo State	Won	19-15
Oct. 24	Hofstra	Won	26-15
Oct. 31	at C. Connecticut State	Won	60-27
Nov. 7	at Central Florida	Lost	21-63

1993

Record: 1-10-0

Date	Opponent	Result	Score
Sept. 4	Maine	Lost	27-30
Sept. 11	New Haven	Lost	6-38
Sept. 18	Lafayette	Lost	15-29
Sept. 25	Edinboro	Lost	17-28
Oct. 2	at Hofstra	Lost	20-28
Oct. 9	at Fordham	Won	33-14
Oct. 16	Buffalo State	Lost	6-13
Oct. 23	Towson State	Lost	14-38
Oct. 30	at Youngstown State	Lost	12-38
Nov. 6	at Boston University	Lost	33-61
Nov. 13	at Central Florida	Lost	7-42

1994

Record: 3-8-0

Date	Opponent	Result	Score
Sept. 3	at James Madison	Lost	0-35
Sept. 10	at Towson State	Lost	16-32
Sept. 17	Lehigh	Lost	19-48
Sept. 24	Cheyney	Won	34-10
Oct. 8	Colgate	Won	23-10
Oct. 15	Illinois State	Lost	7-17
Oct. 22	at Hofstra	Lost	21-34
Oct. 29	at Maine	Won	24-21
Nov. 5	Youngstown State	Lost	3-27
Nov. 12	at Western Illinois	Lost	7-49
Nov. 19	at Central Florida	Lost	0-48



**1995-00
Craig Cirbus
19-47-0 (.288)**

1995

Record: 3-8-0

Date	Opponent	Result	Score
Sept. 2	Fordham	Won	49-13
Sept. 9	Lafayette	Lost	17-24
Sept. 16	at Illinois State	Won	19-6
Sept. 23	at Connecticut	Lost	25-26
Sept. 30	Villanova	Lost	3-28

Oct. 7	Maine	Lost	6-19
Oct. 14	Massachusetts	Lost	9-33
Oct. 28	at Hofstra	Lost	14-17
Nov. 4	Central State	Lost	7-33
Nov. 11	at Youngstown State	Won	9-6
Nov. 18	Boston University	Lost	40-54

1996

Record: 8-3-0

Date	Opponent	Result	Score
Aug. 28	Illinois State	Won	41-35
Sept. 7	Connecticut	Lost	3-20
Sept. 14	at Colgate	Won	36-16
Sept. 21	at Lehigh	Won	34-20
Sept. 28	Edinboro	Won	17-7
Oct. 5	Cornell	Won	41-24
Oct. 12	Youngstown State	Lost	6-17
Oct. 19	at Massachusetts	Lost	20-41
Nov. 2	at Hofstra	Won	14-10
Nov. 9	New Haven	Won	24-20
Nov. 16	at Maine	Won	35-31

1997

Record: 2-9-0

Date	Opponent	Result	Score
Aug. 30	Lock Haven	Won	30-7
Sept. 6	at Illinois State	Lost	28-40
Sept. 13	Delaware State	Won	40-30
Sept. 20	at Ohio	Lost	0-50
Sept. 27	West Chester	Lost	27-30
Oct. 4	at Connecticut	Lost	0-55
Oct. 11	at Youngstown State	Lost	17-52
Oct. 18	Massachusetts	Lost	20-26
Oct. 25	Hofstra	Lost	26-37
Nov. 8	Maine	Lost	13-52
Nov. 15	at Villanova	Lost	28-42

1998

Record: 4-7-0

Date	Opponent	Result	Score
Sept. 3	at Maine	Lost	13-30
Sept. 12	Lock Haven	Won	40-17
Sept. 19	at Lafayette	Won	16-14
Sept. 26	at Massachusetts	Lost	27-51
Oct. 3	at Cornell	Lost	31-34
Oct. 10	Morgan State	Won	35-17
Oct. 17	Canisius	Won	47-0
Oct. 24	at Liberty	Lost/OT	24-27
Oct. 31	Western Illinois	Lost	6-41
Nov. 14	at Villanova	Lost	40-65
Nov. 21	at Hofstra	Lost	36-44

1999

Record: 0-11, 0-8 MAC

Date	Opponent	Result	Score
Sept. 11	Akron*	Lost	10-17
Sept. 18	at Connecticut	Lost	0-23
Sept. 25	at Ohio*	Lost	6-45
Oct. 2	Northern Illinois*	Lost	21-45
Oct. 9	Central Michigan*	Lost	19-38
Oct. 16	at Western Michigan*	Lost	17-45
Oct. 23	#15 Marshall*	Lost	3-59
Oct. 30	at Kent State*	Lost	20-41
Nov. 6	Hofstra	Lost	13-20
Nov. 13	at Virginia	Lost	21-50
Nov. 20	at Miami (OH)*	Lost	0-43



YEAR-BY-YEAR RECORDS

2019 BUFFALO FOOTBALL

2000

Record: 2-9, 2-6 MAC

Date	Opponent	Result	Score
Sept. 2	at Syracuse	Lost	7-63
Sept. 9	at Rutgers	Lost	0-59
Sept. 16	Connecticut	Lost	21-24
Sept. 23	Bowling Green*	Won	20-17
Sept. 30	at Marshall*	Lost	14-47
Oct. 7	at Ohio*	Lost	20-42
Oct. 21	Ball State*	Lost	35-44
Oct. 28	at Northern Illinois*	Lost	10-73
Nov. 3	Kent State*	Won/OT	20-17
Nov. 11	at Akron*	Lost	14-49
Nov. 18	Miami (OH)*	Lost	16-17



**2001-05
Jim Hofher**
8-49 (.140)

2001

Record: 3-8, 1-7 MAC

Date	Opponent	Result	Score
Aug. 30	Rutgers	Lost	15-31
Sept. 8	at Bowling Green*	Lost	0-35
Sept. 22	at Connecticut	Won	37-20
Sept. 29	Central Michigan*	Lost	8-16
Oct. 6	at Miami (OH)*	Lost	14-31
Oct. 13	Marshall*	Lost	14-34
Oct. 20	at Kent State*	Lost	13-35
Oct. 27	at Eastern Michigan*	Lost	20-24
Nov. 3	Ohio*	Won	44-0
Nov. 10	at Army	Won	26-19
Nov. 17	Akron*	Lost	14-41

2002

Record: 1-11, 0-8 MAC

Date	Opponent	Result	Score
Aug. 29	Lehigh	Lost	26-37
Sept. 7	at Rutgers	Won	34-11
Sept. 14	Connecticut	Lost	3-24
Sept. 21	at Minnesota	Lost	17-41
Sept. 28	at Ohio*	Lost	32-34
Oct. 5	Western Michigan*	Lost	17-31
Oct. 12	at Marshall*	Lost	21-66
Oct. 19	Miami (OH)*	Lost	0-49
Oct. 26	Kent State*	Lost	12-16
Nov. 9	Central Florida*	Lost	21-45
Nov. 16	at Akron*	Lost	10-21
Nov. 23	at Ball State*	Lost	21-41

2003

Record: 1-11, 1-7 MAC

Date	Opponent	Result	Score
Aug. 30	at Rutgers	Lost	10-24
Sept. 6	at #23 Iowa	Lost	7-56
Sept. 13	Colgate	Lost	15-38
Sept. 20	Connecticut	Lost	7-38
Sept. 27	Akron*	Lost	21-38
Oct. 4	at UCF*	Lost	10-19
Oct. 11	at Miami (OH)*	Lost	3-59
Oct. 18	Marshall*	Lost	16-26
Oct. 25	Ohio*	Won	26-17
Nov. 1	at Toledo*	Lost	29-56
Nov. 8	#23 Northern Illinois*	Lost	9-40
Nov. 22	at Kent State*	Lost	24-34

2004

Record: 2-9, 2-6 MAC

Date	Opponent	Result	Score
Sept. 2	at Eastern Michigan*	Lost	34-37
Sept. 11	Syracuse	Lost	17-37
Sept. 18	at Nevada	Lost	13-38
Sept. 25	at Ohio*	Lost	0-34
Oct. 2	UCF*	Won	48-20
Oct. 9	at Akron*	Lost	21-44
Oct. 16	Miami (OH)*	Lost	7-25
Oct. 23	at Marshall*	Lost	14-48
Nov. 4	Kent State*	Lost	7-33
Nov. 13	Central Michigan*	Won	36-6
Nov. 20	at Connecticut	Lost	0-29

2005

Record: 1-10, 1-7 MAC

Date	Opponent	Result	Score
Sept. 1	at Connecticut	Lost	0-38
Sept. 10	at Syracuse	Lost	0-31
Sept. 17	Rutgers	Lost	3-17
Oct. 1	at Western Michigan*	Lost	21-31
Oct. 8	Akron*	Lost	7-13
Oct. 15	Bowling Green*	Lost	7-27
Oct. 22	at Toledo*	Lost	15-38
Oct. 29	Ohio*	Lost	20-34
Nov. 5	at Miami (OH)*	Lost	13-54
Nov. 12	at Kent State*	Won	10-6
Nov. 19	Eastern Michigan*	Lost	14-38



**2006-09
Turner Gill**
20-30 (.400)

*2007 MAC Coach of the Year
2008 MAC Champions
2009 International Bowl*

2006

Record: 2-10, 1-7 MAC

Date	Opponent	Result	Score
Aug. 31	Temple (ot)	Won/OT	9-3
Sept. 9	at Bowling Green*	Lost/3OT	40-48
Sept. 16	at Northern Illinois*	Lost	13-31
Sept. 23	at #2 Auburn	Lost	7-38
Oct. 7	Ball State*	Lost	25-55
Oct. 15	Miami (OH)*	Lost	31-38
Oct. 21	at Ohio*	Lost	7-42
Oct. 28	at Boston College	Lost	0-41
Nov. 4	Kent State*	Won	41-14
Nov. 9	at Akron*	Lost	16-31
Nov. 18	at #12 Wisconsin	Lost	3-35
Nov. 24	Central Michigan*	Lost	28-55

2007

Record: 5-7, 5-3 MAC

Date	Opponent	Result	Score
Aug. 30	at #16 Rutgers	Lost	3-38
Sept. 8	at Temple*	Won	42-7
Sept. 15	at #12 Penn State	Lost	24-45
Sept. 22	Baylor	Lost	21-34
Sept. 29	at Ball State*	Lost	14-49
Oct. 6	Ohio*	Won	31-10
Oct. 13	Toledo*	Won	43-33
Oct. 20	at Syracuse	Lost	12-20
Oct. 27	Akron*	Won	26-10
Nov. 3	at Miami (OH)*	Lost	28-31
Nov. 17	Bowling Green*	Lost	17-31
Nov. 24	at Kent State*	Won/OT	30-23

2008

8-6, 5-3 MAC

MAC Champions

Date	Opponent	Result	Score
Aug. 28	UTEP	Won	42-17
Sept. 6	at Pittsburgh	Lost	16-27
Sept. 13	Temple*	Won	30-28
Sept. 20	at Missouri	Lost	21-42
Sept. 27	at Central Michigan*	Lost	25-27
Oct. 11	Western Michigan*	Lost/OT	28-34
Oct. 18	Army	Won/OT	27-24
Oct. 28	at Ohio*	Won	32-19
Nov. 4	Miami (OH)*	Won	37-17
Nov. 13	at Akron*	Won/4OT	43-40
Nov. 21	at Bowling Green*	Won/2OT	40-34
Nov. 28	Kent State	Lost	21-24

MAC Championship

Dec. 5	vs. #14 Ball State	Won	42-24
--------	--------------------	-----	-------

International Bowl

Jan. 3	vs. Connecticut	Lost	20-38
--------	-----------------	------	-------

2009

Record: 5-7, 3-5 MAC

Date	Opponent	Result	Score
Sept. 5	at UTEP	Won	23-17
Sept. 12	Pittsburgh	Lost	27-54
Sept. 19	at UCF	Lost	17-23
Sept. 26	at Temple*	Lost	13-37
Oct. 3	Central Michigan*	Lost	13-20
Oct. 10	Gardner-Webb	Won	40-3
Oct. 17	Akron*	Won	21-17
Oct. 24	at Western Michigan	Lost/OT	31-34
Nov. 3	Bowling Green*	Lost	29-30
Nov. 10	Ohio*	Lost	24-27
Nov. 18	at Miami (OH)*	Won	42-17
Nov. 27	at Kent State*	Won	9-6



**2010-14
Jeff Quinn**
20-36 (.357)

2013 Potato Bowl

2010

Record: 2-10, 1-7 MAC

Date	Opponent	Result	Score
Sept. 2	Rhode Island	Won	31-0
Sept. 11	at Baylor	Lost	6-34
Sept. 18	UCF	Lost	10-24
Sept. 25	at Connecticut	Lost	21-45
Oct. 2	at Bowling Green*	Won	28-26
Oct. 16	at Northern Illinois*	Lost	14-45
Oct. 23	Temple*	Lost	0-42
Oct. 30	Miami (OH)*	Lost	9-21
Nov. 4	at Ohio*	Lost	17-34
Nov. 12	Ball State*	Lost	3-20
Nov. 20	Eastern Michigan*	Lost	17-21
Nov. 26	at Akron*	Lost	14-22



YEAR-BY-YEAR RECORDS

2019 BUFFALO FOOTBALL

2011

Record: 3-9, 2-6 MAC

Date	Opponent	Result	Score
Sept. 3	at Pittsburgh	Lost	16-35
Sept. 10	Stony Brook	Won	35-7
Sept. 17	at Ball State*	Lost	25-28
Sept. 24	Connecticut	Lost	3-17
Oct. 1	at Tennessee	Lost	10-41
Oct. 8	Ohio*	Won	38-37
Oct. 15	at Temple*	Lost	0-34
Oct. 22	Northern Illinois*	Lost	30-31
Oct. 29	at Miami (OH)*	Lost	13-41
Nov. 12	at Eastern Michigan*	Lost	17-30
Nov. 19	Akron*	Won	51-10
Nov. 25	Bowling Green*	Lost	28-42

2012

Record: 4-8, 3-5 MAC

Date	Opponent	Result	Score
Sept. 1	at #6 Georgia	Lost	23-45
Sept. 8	Morgan State	Won	56-34
Sept. 19	Kent State*	Lost	7-23
Sept. 29	at Connecticut	Lost	17-24
Oct. 6	at Ohio*	Lost	31-38
Oct. 13	at Northern Illinois*	Lost	3-45
Oct. 20	Pittsburgh	Lost	6-20
Oct. 27	Toledo*	Lost	20-25
Nov. 3	Miami (OH)*	Won	27-24
Nov. 10	Western Michigan*	Won	29-24
Nov. 17	at Massachusetts*	Won	29-19
Nov. 23	at Bowling Green*	Lost	7-21

2013

Record: 8-5, 6-2 MAC

Date	Opponent	Result	Score
Aug. 31	at #2 Ohio State	Lost	20-40
Sept. 7	at #23 Baylor	Lost	13-70
Sept. 14	Stony Brook	Won/5OT	26-23
Sept. 28	Connecticut	Won	41-12
Oct. 5	E. Michigan*	Won	42-14
Oct. 12	at Western Michigan*	Won	33-0
Oct. 19	Massachusetts*	Won	32-3
Oct. 26	at Kent State*	Won	41-21
Nov. 5	Ohio*	Won	30-3
Nov. 12	at Toledo*	Lost	41-51
Nov. 19	at Miami (OH)*	Won	44-7
Nov. 29	Bowling Green*^	Lost	7-24

Famous Idaho Potato Bowl

Dec. 21	vs. San Diego State	Lost	24-49
---------	---------------------	------	-------

2014

Record: 5-6, 3-4 MAC

Date	Opponent	Result	Score
Aug. 30	Duquesne	Won	38-28
Sept. 6	at Army	Lost	39-47
Sept. 12	#8 Baylor	Lost	21-63
Sept. 20	Norfolk State	Won	36-7
Sept. 27	Miami (OH)*	Won	35-27
Oct. 4	at Bowling Green*	Lost	35-36
Oct. 11	at Eastern Michigan*	Lost	27-37
Oct. 25	Central Michigan*%	Lost	14-20
Nov. 5	at Ohio*%	Lost	14-37
Nov. 11	Akron*%	Won	55-24
Nov. 19	Kent State*	Canceled	
Nov. 28	at Massachusetts*%	Won	41-21



**2015-
Lance Leipold
23-24 (.489)**

*2018 MAC Coach of the Year
2018 Dollar General Bowl*

2015

Record: 5-7, 3-5 MAC

Date	Opponent	Result	Score
Sept. 5	Albany	Won	51-14
Sept. 12	at Penn State	Lost	14-27
Sept. 19	at Florida Atlantic	Won	33-15
Sept. 26	Nevada	Lost	21-24
Oct. 3	Bowling Green*	Lost	22-28
Oct. 17	at Central Michigan*	Lost	14-51
Oct. 24	Ohio*	Won	41-17
Oct. 29	at Miami (OH)*	Won	29-24
Nov. 5	at Kent State*	Won	18-17
Nov. 11	Northern Illinois*	Lost	30-41
Nov. 21	at Akron*	Lost	21-42
Nov. 27	Massachusetts*	Lost	26-31

2016

Record: 2-10, 1-7 MAC

Date	Opponent	Result	Score
Sept. 2	Albany	Lost	16-22
Sept. 17	at Nevada	Lost	14-38
Sept. 24	Army	Won/OT	23-20
Oct. 1	at Boston College	Lost	3-35
Oct. 8	Kent State*	Lost	20-41
Oct. 15	Ball State*	Lost	21-31
Oct. 22	at Northern Illinois*	Lost	7-44
Oct. 27	Akron*	Won	41-20
Nov. 3	at Ohio*	Lost	10-34
Nov. 12	Miami (OH)*	Lost	24-35
Nov. 19	at #14 Western Michigan*	Lost	0-38
Nov. 25	at Bowling Green*	Lost	19-27

2017

Record: 6-6, 4-4 MAC

Date	Opponent	Result	Score
Aug. 31	at Minnesota	Lost	7-17
Sept. 9	at Army	Lost	17-21
Sept. 16	Colgate	Won	33-10
Sept. 23	Florida Atlantic	Won	34-31
Sept. 30	at Kent State*	Won	27-13
Oct. 7	Western Michigan*	Lost/7OT	68-71
Oct. 14	Northern Illinois*	Lost	13-14
Oct. 21	at Miami (OH)*	Lost	14-24
Oct. 28	at Akron*	Lost	20-21
Nov. 7	Bowling Green*	Won	38-28
Nov. 16	at Ball State*	Won	40-24
Nov. 24	Ohio*	Won	31-24

2018

Record: 10-4, 7-1 MAC

Date	Opponent	Result	Score
Sept. 1	Delaware State	Won	48-10
Sept. 8	at Temple	Won	36-29
Sept. 15	Eastern Michigan*	Won	35-28
Sept. 22	at Rutgers	Won	42-13
Sept. 29	Army	Lost	13-42
Oct. 6	at Central Michigan*	Won	34-24
Oct. 13	Akron*	Won	24-6
Oct. 20	at Toledo*	Won	31-17
Oct. 30	Miami (OH)*	Won	51-42

Nov. 6	Kent State*	Won	48-14
Nov. 14	at Ohio*	Lost	17-52
Nov. 23	at Bowling Green*	Won	44-14
<i>MAC Championship</i>			
Nov. 30	vs. Northern Illinois	Lost	30-29
<i>Dollar General Bowl</i>			
Dec. 22	vs. Troy	Lost	42-32

*Mid-American Conference Games

^Played at Ralph Wilson Stadium

%Alex Wood served as head coach



ALL-TIME SERIES RECORD

2019 BUFFALO FOOTBALL

Opponent	First	W-L-T
Adrian	1933	1-0-0
Akron	1999	7-11-0
Albany	1978	5-8-0
Alfred	1902	19-23-3
Allegheny	1903	2-3-0
Army	1960	3-4-0
Auburn	2006	0-1-0
Baldwin-Wallace	1958	2-4-0
Ball State	1969	2-9-0
Baylor	2007	0-4-0
Bethany	1921	2-1-0
Boston College	1963	2-7-0
Boston University	1960	6-5-0
Bowling Green	2000	5-11-0
Brandeis	1954	0-2-0
Brockport	1954	13-3-0
Brooklyn	1950	1-0-0
Bucknell	1898	7-9-0
Buffalo State	1982	7-3-0
Canisius	1920	9-8-0
Carnegie Tech	1930	3-3-0
Case	1898	3-0-1
C. Connecticut State	1987	1-2-0
Central Florida	1992	1-7-0
Central Michigan	1999	2-7-0
Central State	1995	0-1-0
Cheyney	1994	1-0-0
CCNY	1938	2-2-0
Clarkson	1922	2-12-1
Coast Guard	1977	0-2-0
Colgate	1898	8-8-0
Columbia	1900	2-2-0
Connecticut	1939	5-16-0
Cornell	1898	1-4-1
Cortland	1950	11-7-1
Dartmouth	1931	0-1-0
Davis & Elkins	1924	0-2-0
Dayton	1965	1-4-1
Defiance	1935	2-0-0
Delaware	1961	6-2-0
Delaware State	1997	2-0-0
Detroit	1916	0-2-1
Drexel	1940	1-1-0
Duquesne	1991	2-0-0
East Stroudsburg	1990	0-2-0
Eastern Michigan	2001	2-6-0
Edinboro	1928	1-5-0
Findlay	1953	1-3-0
Florida Atlantic	2015	2-0-0
Fordham	1930	2-1-0
Frostburg State	1986	1-1-0
Gardner-Webb	2009	1-0-0
Geneva	1915	0-2-0
George Washington	1924	0-2-0
Georgia	2012	0-1-0
Gettysburg	1959	5-0-0
Grove City	1915	2-1-1
Hamilton	1897	3-6-0
Hartwick	1942	1-0-0
Harvard	1932	1-1-0
Hiram	1929	2-0-0
Hobart	1894	17-21-4
Hofstra	1988	3-9-0

COACHES RANKED BY WINS

Coach	W	L	T	Coach	W	L	T
Bill Dando (1977-89)	59	64	1	Jim Hoffer (2001-05)	8	49	0
Dick Offenhamer (1955-65)	58	37	5	C.W. Dibble (1897)	7	0	0
Jim Peelle (1936-47)	38	34	1	Bemus Pierce (1899)	6	0	0
Lance Leipold (2015-)	23	27	0	Sam Sanders (1990-91)	5	15	0
Turner Gill (2006-09)	20	30	0	Russell Carrick (1924-28)	5	30	2
Jeff Quinn (2010-14)	20	36	0	George Van Bibber (1934-35)	4	10	1
Craig Cirbus (1995-2000)	19	47	0	Fritz Febel (1952-54)	4	19	1
Doc Urich (1966-68)	18	12	0	Frank Pleasant (1915)	3	3	0
Art Powell (1916-21)	13	22	5	Ray Turnbull (1903)	3	3	0
Frank Clair (1948-49)	12	4	1	Alex Wood (2014)	2	2	0
Jim Wilson (1932-33, 50-51)	12	15	3	James Bond (1923)	2	5	1
Bob Deming (1969-70)	8	12	0	William Pritchard (1931)	2	6	0
Jim Ward (1992-94)	8	24	0	James Batterson (1922)	1	5	0
Jay "Biffy" Lee (1929-30)	8	7	0				
Holy Cross	1923	3-6-1		Rhode Island	1949	4-0-0	
Illinois State	1994	2-2-0		Richmond	1964	2-0-0	
Iowa	2003	0-1-0		Robert Morris	2019	0-0-0	
Iowa State	1968	0-1-0		Rochester	1894	13-15-4	
Ithaca	1914	0-11-0		Roch. Inst. of Tech.	1977	0-0-1	
James Madison	1994	0-1-0		Roch. Optometry	1923	1-0-0	
John Carroll	1978	1-2-0		Rutgers	2000	2-5-0	
Johns Hopkins	1942	2-0-0		San Diego State	2013	0-1-0	
Kent State	1937	13-11-0		Slippery Rock	1988	0-2-0	
Lafayette	1954	1-6-0		St. Bonaventure	1896	2-2-1	
Lehigh	1901	3-6-1		St. Lawrence	1919	9-6-0	
Liberty	1998	0-1-0		St. Stephen's	1921	1-0-0	
Lock Haven	1984	3-1-0		S. Connecticut State	1990	0-2-0	
Long Island	1928	2-0-0		Stony Brook	2011	2-0-0	
Louisville	1948	1-1-0		Susquehanna	1939	2-2-0	
Maine	1993	2-4-0		Syracuse	1896	3-4-1	
Manchester	1938	0-1-0		Tampa	1965	0-1-1	
Mansfield	1917	3-1-0		Temple	1957	13-4-0	
Marshall	1959	1-8-0		Tennessee	2011	0-1-0	
Massachusetts	1964	7-6-0		Texas-El Paso	2008	2-0-0	
McMaster (Canada)	1955	1-0-0		Thiel	1916	2-3-1	
Mechanics Institute	1922	1-0-0		Toledo	1925	3-7-0	
Mercyhurst	1989	2-0-0		Towson State	1986	0-3-0	
Miami (Ohio)	1951	7-14-0		Troy	2018	0-1-0	
Michigan	1901	0-1-0		Union	1897	1-0-0	
Minnesota	2002	0-2-0		Upsala	1929	1-1-0	
Missouri	2008	0-1-0		Villanova	1961	5-8-0	
Montclair State	1990	0-2-0		Virginia	1967	0-2-0	
Moravian	1946	2-0-0		VMI	1960	1-2-0	
Morgan State	1992	2-1-0		Virginia Tech	1969	0-2-0	
Nevada	2004	0-3-0		Wagner	1987	0-1-0	
New Haven	1992	1-2-0		Washington & Jefferson	1941	2-2-0	
Niagara	1897	8-6-1		Wayne State	1935	3-8-0	
Norfolk State	2014	1-0-0		Waynesburg	1978	1-1-0	
North Carolina State	1967	0-1-0		West Chester	1997	0-1-0	
Northern Illinois	1968	1-12-0		Western Illinois	1994	0-2-0	
Norwich	1982	1-1-0		Western Michigan	1999	2-7-0	
Oberlin	1901	1-0-0		Western Reserve	1897	6-11-1	
Ohio	1949	11-14-0		Westminster	1903	2-12-0	
Ohio Northern	1953	2-0-0		Williams	1940	0-1-0	
Ohio State	2013	0-1-0		Wisconsin	2006	0-1-0	
Ohio Wesleyan	1951	0-1-0					
Penn State	1900	1-2-0					
Pittsburgh	2008	0-4-0					
Rensselaer	1898	12-2-1					

2019 Opponents in **bold italics**

BUFFALO BULLS




YEAR-BY-YEAR RECORDS

2019 BUFFALO FOOTBALL



Jim Wolfe - 1962



Ted Gibbons - 1967



Charlie Donnor - 1970



James Rodriguez - 1979



Frank Berrafato - 1981

Season	Won	Lost	Tied	Head Coach	Captain(s)
1894	0	1	1	Volunteer	A.B. Stein
1895	0	1	1	Volunteer	William Bolt
1896	0	2	2	Volunteer	Irving Johnson
1897	7	0	0	C.W. Dibble (Williams)	William Bolt
1898	4	1	0	Volunteer	Ernest White
1899	6	1	1	Beamus Pierce	Seth Thomas
1900	3	2	2	Volunteer	Charles Hasse
1901	4	2	0	Volunteer	Charles Hasse
1902	1	4	1	Volunteer	William DeCue
1903	4	4	0	Raymond Turnbull	David Lawton
1904-14	No Official Varsity Teams				
1915	3	3	0	Frank Pleasant (Carlisle)	
1916	3	5	2	Art Powell (Syracuse '11)	H.M. Johnson
1917	4	4	0	Art Powell	William Hayes
1918	6	0	0	Art Powell	J. H. "Jake Wolf"
1919	0	5	1	Art Powell	Earle Roberts
1920	1	4	0	Art Powell	Carl Baisch, Frank McCollum
1921	2	3	2	Art Powell	Herb Helwig
1922	1	5	0	Jim Batterson (Hobart)	Herb Helwig
1923	2	5	1	Jim Bond (Pittsburgh)	Tom Hayes
1924	1	7	0	Russ Carrick (Colgate '15)	Tom Hayes, Lester Knapp
1925	3	4	1	Russ Carrick	George Metz
1926	0	8	0	Russ Carrick	Jud Rosengrant
1927	0	6	1	Russ Carrick	Art Ungerer
1928	1	6	0	Russ Carrick	Stan Drumsta
1929	5	2	0	Jay "Biffy" Lee (Notre Dame '12)	Gene North
1930	3	5	0	Jay "Biffy" Lee	Earl Riddall
1931	2	6	0	Bill Pritchard (Penn St. '28)	Ed Malanowicz
1932	1	5	1	Jim Wilson (Cornell '21)	Bob Cleland, Chester Ward
1933	2	3	2	Jim Wilson	Bob Rich
1934	2	4	1	George Van Bibber (Purdue '31)	Bob Rich
1935	2	6	0	George Van Bibber	John Rappole, Sig Pelson
1936	5	3	0	Jim Peelle (Purdue '24)	Ray Garlapow
1937	4	4	0	Jim Peelle	Dan Dalfanso
1938	2	6	0	Jim Peelle	Vito Grieco
1939	0	7	0	Jim Peelle	Gene Nuwer, Al Collins
1940	3	5	0	Jim Peelle	Roger Perkins
1941	3	4	1	Jim Peelle	Vic Manz
1942	6	2	0	Jim Peelle	Sid Snyder
1943-45	No Official Varsity Teams (World War II)				
1946	7	2	0	Jim Peelle	Serofino Grottanelli
1947	8	1	0	Jim Peelle	Lou Corriere
1948	6	1	1	Frank Clair (Miami (OH) '47)	Bill Rudick
1949	6	3	0	Frank Clair	Charlie Dingboom
1950	5	3	0	Jim Wilson	Matt Ferrentino, Ed Gicewicz
1951	4	4	0	Jim Wilson	Ed Gicewicz
1952	1	7	0	F. "Fritz" Febel (Purdue '34)	G. "Buzz" Buzzelli
1953	1	5	1	F. "Fritz" Febel	Ray Chamberlain
1954	2	7	0	F. "Fritz" Febel	Ernie Keifer
1955	4	4	1	Dick Offenhamer (Colgate '36)	Pete Rao
1956	5	3	0	Dick Offenhamer	Dick Doll, Chuck Krawczyk
1957	5	4	0	Dick Offenhamer	Remo Damiani
1958	8	1	0	Dick Offenhamer	Nick Bottini, Lou Reale
	Awarded Lambert Cup				
1959	8	1	0	Dick Offenhamer	Sam Sanders, Stan Kowalski
1960	4	6	0	Dick Offenhamer	Gordon Bukaty
1961	4	5	0	Dick Offenhamer	Bill Selent, Jack Hartman
1962	6	3	0	Dick Offenhamer	Dick Hort, Jim Wolfe
1963	5	3	1	Dick Offenhamer	Gerry Philbin, Larry Gergley
1964	4	4	1	Dick Offenhamer	Gerry Pawloski
1965	5	3	2	Dick Offenhamer	Joe Holly



YEAR-BY-YEAR RECORDS

2019 BUFFALO FOOTBALL

Season	Won	Lost	Tied	Head Coach	Captain(s)
1966	5	5	0	R"Doc" Urich (Miami, O. '51)	Bill Taylor
1967	6	4	0	R"Doc" Urich	Ted Gibbons, Rick Wells
1968	7	3	0	R"Doc" Urich	Don Sabo, Denny Mason
1969	6	3	0	Bob Deming (Colgate '57)	Paul Lang, Scott Clark
1970	2	9	0	Bob Deming	Charlie Donnor, Prentis Henley
1971-76	No Varsity Football				
1977	0	3	1	Bill Dando (Detroit '59)	Paul DiMiero, Bernie McKeever
1978	3	6	0	Bill Dando	James Vaux, Daniel Vecchies
1979	4	5	0	Bill Dando	James Rodriguez, Shane Currey
1980	6	5	0	Bill Dando	John Dunbar, Frank Price
1981	5	5	0	Bill Dando	Frank Berrafato, John White, Brian Wilson
1982	5	5	0	Bill Dando	Timothy Najuch, John White, Brian Wilson, Michael Rossi
1983	8	2	0	Bill Dando	John Greeley, Gerald Quinlivan
1984	6	4	0	Bill Dando	Christopher D'Amico
1985	4	6	0	Bill Dando	Dean Angelo, Jim Dunbar, Bob Kirsits, Mike Laipple
1986	9	2	0	Bill Dando	Jim Dunbar, Mike Laipple
ECAC Playoffs					
1987	3	7	0	Bill Dando	Doug Majeski, Mike Marcolini, Marc Panepinto
1988	2	8	0	Bill Dando	Joe Cassata, Kevin Deakin
1989	4	6	0	Bill Dando	Kevin Deakin, Frank Reilly
1990	2	8	0	Sam Sanders (Buffalo '60)	John Hartman, Dave Short, Frank Reilly
1991	3	7	0	Sam Sanders	Eric Polanski, Dave Short
1992	4	6	0	Jim Ward (Maryland-Eastern Shore '68)	Eric Polanski, Bill Stonecypher
1993	1	10	0	Jim Ward	Mark Anderson, Doug Radwanski, Gary Feagin
1994	3	8	0	Jim Ward	No captains on record
1995	3	8	0	Craig Cirbus (Buffalo '80)	Pete Conley
1996	8	3	0	Craig Cirbus	Mike Chichester, Craig Guest, Mark Taylor, Todd Pace
(final ranking #27 in I-AA)					
1997	2	9	0	Craig Cirbus	Mike Schleelein, John Sandusky
1998	4	7	0	Craig Cirbus	Keith Hansen, Anthony Swan
1999	0	11	0	Craig Cirbus	Mike Garofalo, Kali Watkins, Dan Poulsen
2000	2	9	0	Craig Cirbus	Mike Garofalo, Drew Haddad, Tom Brown
2001	3	8	0	Craig Cirbus	Josh Stello, Carlos Spencer
2002	1	11	0	Craig Cirbus	Brandon Shaughnessy, Gabe Kogler, Tory Smith
2003	1	11	0	Craig Cirbus	Chris Gray, Marcus Cole
2004	2	9	0	Craig Cirbus	Joe Freedy, Bob Dzvonick, Craig Rohlf
2005	1	10	0	Craig Cirbus	Duane Williams
2006	2	10	0	Craig Cirbus	Chad Bartoszek, Marquis Dwart, Lamar Wilcher
2007	5	7	0	Craig Cirbus	Mark Graham, Jeff Mills, Lamar Wilcher
2008	8	6	0	Craig Cirbus	Bryan Cummings, J.J. Gibson, Matt Kneven, Erik Zeppuhar
2009	5	7	0	Craig Cirbus	Bryan Cummings, Kirk Berry, Mike Schifano
2010	2	10	0	Craig Cirbus	Gemara Williams
2011	3	9	0	Craig Cirbus	Turner Gill (North Texas '90)
2012	4	8	0	Craig Cirbus	Jamey Richard, Steven King
2013	8	5	0	Craig Cirbus	Ramon Guzman, Kareem Byrom, Trevor Scott
2014	5	6	0	Craig Cirbus	Kareem Byrom, Jamey Richard, Trevor Scott, Drew Willy
2015	5	7	0	Craig Cirbus	Ronald Hilaire, Jeff Niedermier, Mike Newton, Drew Willy
2016	2	10	0	Craig Cirbus	Mike Newton, Naaman Roosevelt, James Starks,
2017	6	6	0	Craig Cirbus	Davonte Shannon, Andrew West
2018	10	4	0	Craig Cirbus	Jeff Quinn (Elmhurst '84)
2019				Craig Cirbus	Peter Bittner, Domonic Cook,
2020				Craig Cirbus	Davonte Shannon, Justin Winters
2021				Craig Cirbus	Chazz Anderson, Fred Branch, Richie Smith, John Syty
2022				Craig Cirbus	Khalil Mack, Steven Means, Alex Neutz, Branden Oliver
2023				Craig Cirbus	Jasen Carlson, Khalil Mack, Alex Neutz, Branden Oliver
2024				Craig Cirbus	Colby Way
2025				Craig Cirbus	Jeff Quinn/Alex Wood
2026				Craig Cirbus	Andre Davis, Joe Licata, Cortney Lester
2027				Craig Cirbus	Adam Redden, Trevor Sales, Lee Skinner, Kristjan Sokoli, Jake Stockman
2028				Craig Cirbus	Lance Leipold (UWW '87)
2029				Craig Cirbus	Okezie Alozie, Joe Licata
2030				Craig Cirbus	Lance Leipold
2031				Craig Cirbus	Jamarl Eiland, Jarrett Franklin, Demone Harris,
2032				Craig Cirbus	Khalil Hodge, James O'Hagan
2033				Craig Cirbus	Khalil Hodge, James O'Hagan



Frank Reilly - 1989-90



Todd Pace - 1996



Mike Garofalo - 1998-99



Kareem Byrom - 2006-07



James O'Hagan - 2017-18



HONORS

2019 BUFFALO FOOTBALL

UB ALL-AMERICANS

1961	John Stofa, QB	East-West All-American Game
1962	Gerry Philbin, OT/DT	North-South All-American Game
1966	Gerald LaFountain, DE	Associated Press
1981	Marty Barrett, QB	AP Small College Honorable Mention
1982	Bernie Weber, K	CoSIDA Small College 2nd Team
1983	John Bernard, DB	Pizza Hut Div. III 1st Team
1983	Marty Barrett, QB	Pizza Hut Div. III 2nd Team
		AP Small College Honorable Mention
	Chris D'Amico, WR	Pizza Hut Div. III 3rd Team
1984	Gerry Quinlivan, LB	Kodak Small College 1st Team
		AP Small College 1st Team
		College Div. Academic 1st Team
		Pizza Hut Div. III Honorable Mention
	Andy Hurley, DB	Pizza Hut Div. III 3rd Team
1985	Jim Dunbar, C	College Div. Academic 1st Team
		Pizza Hut Div. III Honorable Mention
	Mike Laipple, LB	AP Small College Honorable Mention
		Pizza Hut Div. III Honorable Mention
	Dave May, DT	Pizza Hut Div. III Honorable Mention
1986	Jim Dunbar, C	College Div. Academic 1st Team
	Doug Majeski, OT	Football News Div. III 1st Team
	Steve Nappa, DB	Pizza Hut Div. all 1st Team
	Mike Laipple, LB	Pizza Hut Div. III 2nd Team
	O.D. Underwood, RB	Pizza Hut Div. III 3rd Team
		AP Small College Hon. Mention
1987	Steve Wojciechowski, LB	Kodak Small College 1st Team
1988	Jon Williams, DB	Pizza Hut Div. III Honorable Mention
1990	Chaz Ahmed, WR	Pizza Hut Div. III Honorable Mention
1995	Pete Conley, LB	Football Gazette 1st Team
	Craig Guest, LB	Football Gazette, Hon. Mention
1996	Mike Chichester, DB	Football Gazette 1st Team
	Craig Guest, LB	Football Gazette 3rd Team
	Edward Ellis, OT	Football Gazette Honorable Mention
	Anthony Swan, RB	Football Gazette Honorable Mention
1997	Drew Haddad, WR	Football Gazette Honorable Mention
	Chad Salisbury, QB	Football Gazette Honorable Mention
	Ted McDuffie, FS	Football Gazette Honorable Mention
	Keith Hansen, NG	Football Gazette Honorable Mention
1998	Drew Haddad, WR	Football Gazette Honorable Mention
	Joe Hattendorf, OT	Football Gazette Honorable Mention
	Dan Poulsen	GTE Academic All-American
2007	Jamey Richard, C	Pro Football Weekly Honorable Mention
2008	Naaman Roosevelt, WR	Sports Illustrated Honorable Mention
	James Starks, RB	Sports Illustrated Honorable Mention
2011	Khalil Mack, LB	Sports Illustrated Honorable Mention
2012	Khalil Mack, LB	Sports Illustrated Honorable Mention
2013	Khalil Mack, LB	Football Writers Association of America 1st Team
2015	Matt Weiser, TE	Academic All-American



Jamey Richard

ECAC ALL-STARS

1966	Leeland Jones, RB
1978	Larry Rothman, DT
1981	Marty Barrett, QB
1982	Gary Brown, DT
1982	Pat Whitehead, RB
1982	Brian Wilson, OT
1983	Marty Barrett, QB, Upstate NY Player of Year
1983	Steve Armstrong, DE
1983	John Bernard, DB
1983	Chris D'Amico, WR
1983	Eric Pedley, OC
1983	Gerry Quinlivan, LB
1984	Chris D'Amico, WR
1984	Andy Hurley, DB
1984	Gerry Quinlivan, LB
1985	Bob Kirsits, OT
1985	Dave May, DT
1986	O.D. Underwood, RB, Upstate NY Player of Year
1986	Mike Laipple, LB
1989	Alan Bell, KR
1990	Chaz Ahmed, WR
1991	Cliff Scott, QB, Rookie of the Year
1995	Craig Guest, LB
1995	Gerald Carlson, PK
1996	Craig Guest, LB
1996	Edward Ellis, OT
1998	Joe Hattendorf, OT
2008	Davonte Shannon, S
2013	Jasen Carlson, OL
2013	Branden Oliver, RB
2013	Khalil Mack, LB



Gerry Quinlivan



Drew Haddad



Davonte Shannon



Khalil Mack

BUFFALO BULLS



ALL-MAC HONORS

2019 BUFFALO FOOTBALL

MAC PLAYER OF THE YEAR

2013 Khalil Mack, LB (defensive)
2018 Tyree Jackson, QB (offensive)

MAC FRESHMAN OF THE YEAR

2002 Aaron Leeper, RB
2018 Jaret Patterson, RB

ALL-MAC FIRST TEAM

2007 Davonte Shannon, S (D)	2017 Anthony Johnson, WR (O)
2008 Naaman Roosevelt, WR (O)	2018 Chuck Harris, DE (D)
2008 Davonte Shannon, S (D)	2018 Khalil Hodge, LB (D)
2008 James Starks, RB (O)	2018 Tyree Jackson, QB (O)
2009 Naaman Roosevelt, WR (O)	2018 Anthony Johnson, WR (O)
2009 Davonte Shannon, S (D)	2018 Tyler Mabry, TE (O)
2009 Jesse Rack, TE (O)	2018 James O'Hagan, OL (O)
2010 Domonic Cook, S (D)	
2010 Terrell Jackson, PR (ST)	
2010 Davonte Shannon, S (D)	
2011 Khalil Mack, LB (D)	
2011 Branden Oliver, RB (O)	
2012 Khalil Mack, LB (D)	
2013 Jasen Carlson, OL (O)	
2013 Najja Johnson, CB (D)	
2013 Khalil Mack, LB (D)	
2013 Alex Neutz, WR (O)	
2013 Branden Oliver, RB (O)	
2015 Matt Weiser, TE (O)	
2017 Khalil Hodge, LB (D)	

ALL-MAC SECOND TEAM

1999 Drew Haddad, WR (O)	2015 Brandon Berry, LB (D)
2000 Brandon Shaughnessy, TE (O)	2015 John Kling, OL (O)
2001 Craig Rohlf, S (D)	2016 Mason Schreck, TE (O)
2002 Chad Bartoszek, TE (O)	2016 Khalil Hodge, LB (D)
2003 Mark Graham, DB (D)	2017 Demone Harris, DE (D)
2006 James Starks, RB (O)	2018 Evin Ksiezarczyk, OL (O)
2007 Jamey Richard, C (O)	2018 Cameron Lewis, CB (D)
2007 Trevor Scott, DE (D)	2018 K.J. Osborn, WR (O)
2007 James Starks, RB (O)	2018 Jaret Patterson, RB (O)
2008 Jeff Niedermier, OL (O)	
2008 Mike Newton, S (D)	
2009 Peter Bittner, OL (O)	
2009 Mike Newton, S (D)	
2011 Marcus Rivers, WR (O)	
2012 Steven Means, DE (D)	
2012 Alex Neutz, WR (O)	
2014 Devin Campbell, KR (ST)	
2014 Adam Redden, S (D)	
2014 Jake Silas, OL (O)	
2014 Anthonie Taylor, RB (O)	

ALL-MAC THIRD TEAM

2007 Kareem Byrom, DB (D)
2007 Larry Hutchinson, LB (D)
2007 Jeff Niedermier, OL (O)
2007 Naaman Roosevelt, WR (O)
2008 Justin Winters, LB (D)
2009 Brett Hamlin, WR (O)
2011 Terrell Jackson, PR (ST)
2013 Adam Redden, S (D)
2013 Colby Way, DE (D)
2014 Andre Davis, OL (O)
2014 Lee Skinner, LB (D)
2014 Ron Willoughby, WR (O)
2015 Okezie Alozie, LB (D)
2015 Boise Ross, CB (D)
2016 Jordan Johnson, RB (O)
2016 James O'Hagan, OL (O)
2017 Chuck Harris, DE (D)
2017 James O'Hagan, OL (O)
2018 K.J. Osborn, PR (ST)

ALL-MAC HONORABLE MENTION

2000 Duane Williams, LB (D)
2001 Chad Bartoszek, TE (O)


ACADEMIC ALL-MAC

2001 Andy Avery, OL	2017 Kyle DeWeen, P
2001 Darren Hicks, DB	2017 Chris Doubek, RB
2001 Jeff Mills, OL	2017 Tomas Jack-Kurdyla, OL
2001 Jason Smalarz, TE	2017 Tyree Jackson, QB
2002 Jeff Mills, OL	2017 Zac Lefebvre, TE
2004 Bill Meholif, DL	2017 Jake Molinich, TE
2004 Aaron Sanders, DL	2017 K.J. Osborn, WR
2004 Eric Zeppuhar, OL	2017 Matt Otwinowski, LB
2005 Jesse Imes, DB	2017 Tim Roberts, S
2005 Aaron Sanders, DL	2017 Chris Spell, WR
2007 Jamey Richard, OL	2018 Evan Finegan, P
2009 Josh Violanti, OL	2018 Nick Gallo, S
2011 Alex Neutz, WR	2018 Tyree Jackson, QB
2011 Colby Way, DL	2018 Zac Lefebvre, TE
2012 Alex Neutz, WR	2018 Adam Mitcheson, K
2012 Colby Way, DL	2018 K.J. Osborn, WR
2013 Tyler Grassman, P	2018 Matt Otwinowski, LB
2013 Alex Neutz, WR	
2013 Colby Way, DL	
2014 Tony Daniel, QB	
2014 Jarrett Franklin, LB	
2014 Nick Gilbo, LB	
2014 Tyler Grassman, P	
2014 Jake Silas, OL	
2014 Lee Skinner, LB	
2014 Matt Weiser, TE	
2014 Ron Willoughby, WR	
2015 Nick Gilbo, LB	
2015 Tyler Grassman, P	
2015 Tyler O'Henly, OL	
2015 Kevin Rogers, TE	
2015 Matt Weiser, TE	
2015 Ron Willoughby, WR	
2016 Jarrett Franklin, LB	
2016 Corbin Grassman, LS	
2017 Drew Anderson, QB	



BULLS FOOTBALL IN UB'S ATHLETIC HALL OF FAME


Player	Year Elected
James J. Ailinger '25	1965
Louis D. Corriere '49	1965
Edmond J. Gicewicz '52	1966
Robert E. Rich '35	1966
Robert Beyer '33	1967
Donald E. Holland '52	1967
Vito A. Grieco '39	1967
James E. Peelle (coach) '37	1968
J. Gordon Bukaty '61	1969
Gerald J. Philbin '63	1970
Alexander P. Aversano '35,'36	1973
John C. Stofa '64	1973
Sampson L. Sanders '60	1973
Willie R. Evans '60	1978
Don A. Gilbert '65,'69	1979
Carl A. Markey '52	1980
Richard L. Wells '68	1981
James C. McNally '66	1982
Kenneth Rutkowski '69	1982
Charles E. Daniels '57	1983
Gerald R. Gergley '63	1983
Brian M. Hansen '68	1983
Louis M. Reale '63	1983
Theodore M. Gibbons '70	1984
Dominic J. Grossi '43	1984
Eugene S. Hiller '40	1984
Richard W. Offenhamer (coach)	1984
Leslie Molnar '52	1985
William Rudick '49	1985
John M. Valentic '63	1985
Leeland A. Jones '68,'73	1987
Paul J. Lang '70	1987
Marshall K. Stoll '36	1987
Nicholas A. Bottini '59	1988
John E. Cimba '64	1988
Martin J. Barrett '83	1989
Leeland N. Jones, Jr. '48	1989
Jules Licata '50	1990
Alton A. Massey '50	1990
Richard W. Ashley '69	1991
Serofino J. Grottanelli '50	1991
Mark M. Murtha '70	1991
Bernard A. Verrico '66	1992
Gerald J. Quinlivan '85	1993
1958 Football Team	1993
Matthew Ferrentino '51	1994
Gerald J. LaFountain '66	1996
Edgar Greenard Poles '66	1996
Frank W. Price '82	1997
William R. Dando (coach)	1998
Chris D'Amico, '84	2001
Alan Bell, '93	2001
Mike Laipple, '87	2002
Cliff Scott, '94	2003
Ed Ellis, '97	2005
Drew Haddad, '02	2007
Anthony Swann, '02	2009
Kevin Brinkworth, '63, '66 (Russell J. Gugino Award)	2010
Peter R. Rao, '56, '63	2010
Charlie Donnor, '71, '81	2011
Drew Willy, '08	2014



1958 Lambert Cup
Championship trophy,
accepted on the
"Ed Sullivan Show"

Did You Know?

Throughout their football history, the Bulls have beaten college football powers like Syracuse, Army, Penn State, Boston College, Louisville and Marshall.



Gerry Philbin, '63 • All American
New York Jets • All-Time AFL Team



BULLS IN THE PROS

2019 BUFFALO FOOTBALL



BULLS IN THE NFL

Player	Pos.	Team(s)	Year(s)				
Chad Bartoszek	TE	Indianapolis Colts	2003	Kristjan Sokoli	OL/DL	Seattle Seahawks	2015
Derek Brim	S	Buffalo Bills	2014			Indianapolis Colts	2016
Noah Burroughs	DB	Buffalo Bills	2001			New Orleans Saints	2017
		Jacksonville Jaguars	2002	James Starks	RB	New York Giants	2017-18
Domonic Cook	DB	Buffalo Bills	2011	John Stofa	QB	Green Bay Packers	2010-16
Bob Dzvonick	DE	Pittsburgh Steelers	2005			Miami Dolphins	1966-67, 1969-70
Ed Ellis	OL	New England Patriots	1997-99	Josh Thomas	DB	Cincinnati Bengals	1968
		Washington Redskins	2000			Carolina Panthers	2011-13
		San Diego Chargers	2001-03			Seattle Seahawks	2014
Andre Forde	WR	Chicago Bears	2003			Detroit Lions	2014
Mark Graham	DB	Buffalo Bills	2004			Indianapolis Colts	2015
Craig Guest	LB	New York Jets	1997	Chad Upshaw	TE	Dallas Cowboys	2015-16
Ramon Guzman	LB	Indianapolis Colts	2007	Colby Way	DE	Carolina Panthers	2008
Drew Haddad	WR	Buffalo Bills	2000, 2004	Matt Weiser	TE	Buffalo Bills	2014
		Indianapolis Colts	2001-02			San Diego/LA Chargers	2016-17
Chuck Harris	DE	Chicago Bears	2019-	Gemara Williams	DB	Tampa Bay Buccaneers	2018
Demone Harris	DE	Tampa Bay Buccaneers	2018-	Drew Willy	QB	New England Patriots	2006
Tyree Jackson	QB	Buffalo Bills	2019-			Baltimore Ravens	2009
Adam Johnson	LS	Carolina Panthers	2004-05			Indianapolis Colts	2009
		Kansas City Chiefs	2006-07			New York Jets	2011
Anthony Johnson	WR	Tampa Buccaneers	2019-				
Jordan Johnson	RB	Buffalo Bills	2017				
Omari Jordan	DE	Carolina Panthers	2004				
		San Diego Chargers	2005				
Roubbens Joseph	OL	Baltimore Ravens	2017				
		Miami Dolphins	2018				
Cam Lewis	DB	Buffalo Bills	2019-				
Joe Licata	QB	Cincinnati Bengals	2016				
Khalil Mack	DE	Oakland Raiders	2014-17				
		Chicago Bears	2018-				
Steven Means	DE	Tampa Bay Buccaneers	2013-14				
		Baltimore Ravens	2014-15				
		Philadelphia Eagles	2015-17				
		Atlanta Falcons	2018-				
Les Molnar	OT/DT	Dallas Texans	1952				
Mike Newton	DB	Indianapolis Colts	2010-11				
James O'Hagan	C	New York Giants	2019-				
Gerry Philbin	DE	New York Jets	1964-72				
		Philadelphia Eagles	1974				
Branden Oliver	RB	San Diego/LA Chargers	2014-17				
		Indianapolis Colts	2018				
David Pruce	OL	Baltimore Ravens	2001, 2002				
		Houston Texans	2003				
		New England Patriots	2004				
		Buffalo Bills	2004				
Jamey Richard	C	Indianapolis Colts	2008-12				
		New England Patriots	2012				
Marcus Rivers	WR	Green Bay Packers	2012				
		Baltimore Ravens	2013				
Naaman Roosevelt	WR	Buffalo Bills	2010-12, 14				
		Cleveland Browns	2013				
		Detroit Lions	2014				
Josh Roth	FB	Buffalo Bills	2000-01				
		Kansas City Chiefs	2002				
Jacob Schum	P	Tampa Bay Buccaneers	2015				
		Green Bay Packers	2016				
Trevor Scott	DE	Oakland Raiders	2008-11				
		New England Patriots	2012				
		Tampa Bay Buccaneers	2013				
		Chicago Bears	2014				
Davonte Shannon	DB	Washington Redskins	2011				
Mason Schreck	TE	Cincinnati Bengals	2017-				



BULLS IN THE CFL

Player	Pos.	Team(s)	Year(s)
Natey Adjei	WR	Toronto Argonauts	2014-15
		Edmonton Eskimos	2016-
John Cimba	HB/LB	Hamilton Tiger-Cats	1964-67
Matt Ferrentino	OL/LB	Toronto Argonauts	1951
Ted Gibbons	DT	Toronto Argonauts	1968
Don Gilbert	DB	Ottawa Rough Riders	1965-67
		Winnipeg Blue Bombers	1968
Edgar Greenard-Poles	LB	Edmonton Eskimos	1966-68
		BC Lions	1969-70
Dillon Guy	OL	Saskatchewan Roughriders	2016-17
		Montreal Alouettes	2018
Ramon Guzman	LB	Montreal Alouettes	2009-11
Ronald Hilaire	DL	Calgary Stampeders	2009
Ernest Jackson	WR	BC Lions	2012-14
		Ottawa Redblacks	2015-16
		Montreal Alouettes	2017-18
Roubbens Joseph	OL	Toronto Argonauts	2019
James Judges	DL	Montreal Alouettes	2008
Bruno Lapointe	DL	Saskatchewan Roughriders	2009
Bob Leipler	OL	Toronto Argonauts	1951
Willie Moseley	DE	Winnipeg Blue Bombers	2014
Naaman Roosevelt	WR	Saskatchewan Roughriders	2015-
William Rudick	HB/LB	Hamilton Tiger-Cats	1949
Jake Silas	OL	Ottawa Redblacks	2015-17
Rob Schroeder	DT	Hamilton Tiger-Cats	2006
Drew Willy	QB	Saskatchewan Roughriders	2012-13
		Winnipeg Blue Bombers	2014-16
		Toronto Argonauts	2016
		Montreal Alouettes	2017-18



BULLS IN THE PROS

2019 BUFFALO FOOTBALL



James Starks, '09, spent seven seasons with the Green Bay Packers and was the starting running back in Super Bowl XLV



Trevor Scott, '07, played seven seasons in the NFL for the Raiders, Patriots, Buccaneers and Bears




Branden Oliver, '13, led the San Diego Chargers in rushing yards and touchdowns in 2014



UB'S ALL-TIME NFL DRAFT LIST

Year	Rnd	Pick	Player	Team	Pos
1952	18	206	Les Molnar	Yankees	OT
1958	4	44	Frank Woidzik	Rams	OT
1959	25	299	Lou Reale	Giants	C
1964	3	33	Gerry Philbin	Lions	DE
1997	4	125	Ed Ellis	Patriots	OT
2000	7	233	Drew Haddad	Bills	WR
2008	6	169	Trevor Scott	Raiders	DE
2008	7	236	Jamey Richard	Colts	C
2010	6	193	James Starks	Packers	RB
2011	5	143	Josh Thomas	Cowboys	CB
2013	5	147	Steven Means	Buccaneers	DE
2014	1	5	Khalil Mack	Raiders	LB
2015	6	214	Kristjan Sokoli	Seahawks	G
2017	7	251	Mason Schreck	Bengals	TE



Ed Ellis, '97, was a 4th round draft choice of the New England Patriots.



Naaman Roosevelt, '09, played for the Buffalo Bills in 2010 and 2011

BUFFALO BULLS



BULLS IN THE PROS

2019 BUFFALO FOOTBALL



Jamey Richard, '08, was drafted by the Indianapolis Colts and named to the NFL All-Rookie Team in 2008.



Mike Newton



Josh Thomas



Jim McNally, '62

UB Offensive Line Coach 1966-70
Cincinnati Bengals, 1980-94
Carolina Panthers, 1995-98
New York Giants, 1999-2003
Buffalo Bills, 2004-07




Jim Haslett

UB Defensive Coordinator 1989-90
New Orleans Saints Head Coach 2000-05
Def. Coord., St. Louis Rams 2006-08
Def. Coord., Washington Redskins 2010-14
LB Coach, Cincinnati Bengals, 2016-



Drew Willy



Mason Schreck

Also In "The Show"

Name	Team
Mike Maser, '69	Offensive Line Coach, Miami Dolphins
Marty Barrett, '84	College Scout, Chicago Bears
Doug Majeski, '89	Director of College Scouting, Buffalo Bills
David Hinson, '99	College Scout, Philadelphia Eagles
Andre Forde, '03	College Scout, Tampa Bay Buccaneers
Bill Lazor, Asst. Coach	Offensive Coordinator, Cincinnati Bengals
John Syty, '11	College Scout, Chicago Bears

Did You Know?

Other coaches that have spent time on the Buffalo coaching staff include former Philadelphia Eagles head coach Buddy Ryan and former New York Jets General Manager John Idzik.



Steven Means



Jacob Schum

NFL DOMINATION



KHALIL MACK

Four-time Pro Bowl Selection

Three-time first-team All-Pro

2016 NFL Defensive Player of the Year

**Second player in NFL history to be named All-Pro
at two different positions in the same season (2015)**

Drafted fifth overall by the Oakland Raiders in 2014

