

UNIVERSITY AT BUFFALO

2011 BULLS BASEBALL

QUICK FACTS

UNIVERSITY AT BUFFALO

Location Buffalo, NY 14260
 Founded 1846
 Enrollment 28,881
 Nickname Bulls
 Colors Royal Blue and White
 Affiliation NCAA Division I
 Conference Mid-American (MAC)
 President John B. Simpson
 Athletic Director Warde Manuel
 Athletic Department Phone (716) 645-3141
 Website www.buffalobulls.com

ATHLETIC COMMUNICATIONS

Address 175 Alumni Arena
 Buffalo, NY 14260
 Office Phone (716) 645-6311
 Office Fax (716) 645-6840
 Assoc. Athletic Director/Communications Paul Vecchio
 Athletic Communications Director Jon Fuller
 Athletic Communications Assistant Director Brian Wolff
 Ath. Comm. Asst./Baseball Contact Joe Kepler
 E-mail jdkepler@buffalo.edu
 Office Phone (716) 645-5523

MID-AMERICAN CONFERENCE (MAC)

Address 24 Public Square, 15th Floor
 Cleveland, OH 44113
 Office Phone (216) 566-4622
 Office Fax (216) 696-2622
 Commissioner Dr. Jon A. Steinbrecher
 Director of Comm./Baseball Contact Jeremy Guy
 E-mail jguy@mac-sports.com
 Website www.mac-sports.com

PLEASE NOTE: The proper school name is the University at Buffalo, NOT the University of Buffalo. Please make all references to the school name as the University at Buffalo, Buffalo, or UB. Thank you.

COACHING INFORMATION

Head Coach Ron Torgalski (Hamilton, '89)
 Record at UB (Seasons) 73-137 (4)
 Career Record Same
 Assistant Coach Jim Koerner (St. John Fisher, '97)
 Hitting Coach Brad Cochrane
 Pitching Coach Steve Ziroli (Marshall, '04)
 Baseball Office Phone (716) 645-6834

TEAM INFORMATION

2010 Overall Record 23-29
 Home Record 8-9
 Away Record 15-20
 Neutral Record 0-0
 2010 MAC Record 9-18 (5th, East)
 Home Record 3-9
 Away Record 6-9
 Letterwinners Returning/Lost 13/14
 Newcomers 18
 Starters Returning/Lost 2/7
 Pitchers Returning/Lost 6/5

AMHERST AUDUBON FIELD

Capacity 500
 Dimensions LF-330/LC-380/CF-400/RC-380/RF-330 FT

TABLE OF CONTENTS

Quick Facts	1	All Time Season Records	27
Roster	2	All Time Career Batting Records	28
2011 Schedule/ Preview	3-4	All Time Career Pitching Records	29
Coaching Staff	5-7	All Time Batting/Pitching Records	30
Returning Players	8-14	(Team Records Since Reinstatement)	
Newcomers	15-19	All Time Batting/Pitching Records	31
2010 Game-by-Game Stats	20	(Ind. Records Since Reinstatement)	
2010 Individual Stats	21-22	Records vs. Opponents	32
All Time Season Records	23	Year-by Year Results	33-41
All Time Team Batting Stats	24	Bulls in the Pros/ UB Hall of Fame	42
All Time Team Pitching Stats	25	Buffalo Baseball History	43
All Time Single-Season Batting	26	All Time Roster	44-47



2011 ALPHABETICAL AND NUMERICAL ROSTERS

NUMERICAL ROSTER

NO.	PLAYER	POS.	CLASS	HT.	WT.	B/T	HOMETOWN	HIGH SCHOOL/COLLEGE
1	Andrew Smietana	2B/INF	Jr.	5-10	185	R/R	Bethel, Conn.	Monroe CC
2	Kevin Hughes	RHP	Jr.	6-0	195	R/R	Lockport, NY	Genesee CC
3	Russell Carone	INF	Jr.	6-1	185	S/R	S. Salem, NY	N. Oklahoma JC
4	Jason Kanzler	OF/DH	So.	6-0	180	R/R	Penfield, NY	Penfield
6	Jamie Jiron	C	Jr.	6-0	180	L/R	Beltsville, MD	Cantonsville CC
7	William Michaels	RHP	Fr.	6-5	215	R/R	Lakewood, OH	Lakewood
8	Alex Baldock	3B/INF	So.	6-3	205	R/R	Ottawa, Ontario	St. Joseph Catholic
9	Michael Burke	SS/RHP	Fr.	6-2	200	R/R	Cleveland, OH	St. Ignatius
11	Bryant Moore	OF	Fr.	6-2	200	R/R	Jamesville, NY	CBA Syracuse
12	Josh Edwards	LHP	Sr.	6-2	185	L/L	Rocky Rapids, Alberta	Frank Maddock (Colby CC)
13	Thomas Richards	OF	Fr.	6-2	190	L/R	Whitby, Ontario	Father Leo
14	Gaston Rojas	OF	Fr.	6-0	195	R/R	Carmel, NY	Carmel
15	Mike Klaus	RHP	Sr.	6-1	190	R/R	Sussex, NJ	High Point (Sussex CC)
16	Jesse Reinstein	LHP	Sr.	6-2	205	L/L	Thornhill, Ontario	Westmount Collegiate
17	Michael Scarcello	INF	Fr.	6-1	175	R/R	Buffalo, NY	Timon St. Jude
18	Zach Papesh	OF	So.	5-11	190	L/L	Solon, OH	Solon
19	Tom Murphy	C	So.	6-1	200	R/R	West Monroe, NY	Central Square
20	Matt Pollock	OF	So.	6-0	195	R/R	Sagamore Hills, OH	Walsh Jesuit
21	Turner Parry	RHP	Fr.	6-3	200	R/R	Camillus, NY	West Genesee
22	Eric Bryce	RHP	Sr.	6-3	210	R/R	Regina, Saskatchewan	Winston Knoll (Monterey Peninsula CC)
23	Jordan Camp	OF	Jr.	6-4	195	R/R	Clinton, Iowa	Ellsworth CC
24	River McWilliams	1B	Jr.	6-1	190	R/R	Shaker Heights, OH	Shaker Heights
25	Cameron Copping	RHP	Jr.	6-6	215	R/R	Temple City, CA	Pasadena CC
26	Jeff Thompson	RHP	Sr.	6-2	210	R/R	Longview, TX	Pine Tree (Navarro CC)
27	Cory Folk	LHP	Fr.	6-3	200	L/L	Liverpool, NY	Liverpool
28	Ryan Tulloch	3B/1B	So.	6-4	215	L/R	Regina, Saskatchewan	Balfar Collegiate
29	Daniel Scahill	OF	Jr.	6-2	185	L/R	Lombard, Ill.	Elgin CC
31	Kevin Crumb	RHP	Jr.	6-5	225	R/R	Waterford, MI	Our Lady of the Lakes
32	Jonathan Fragulia	RHP	Jr.	6-5	200	R/R	Pleasanton, CA	Ohlone CC
33	Daniel Ginader	RHP	Fr.	6-8	235	R/R	Wappinger Falls, NY	Ketcham
35	Ryan Goodell	C	Fr.	5-11	190	R/R	Spencerport, NY	Brockport

ALPHABETICAL ROSTER

NO.	PLAYER	POS.	CLASS	HT.	WT.	B/T	HOMETOWN	HIGH SCHOOL/COLLEGE
8	Alex Baldock	3B/INF	So.	6-3	205	R/R	Ottawa, Ontario	St. Joseph Catholic
22	Eric Bryce	RHP	Sr.	6-3	210	R/R	Regina, Saskatchewan	Winston Knoll (Monterey Peninsula CC)
9	Michael Burke	SS/RHP	Fr.	6-2	200	R/R	Cleveland, OH	St. Ignatius
23	Jordan Camp	OF	Jr.	6-4	195	R/R	Clinton, Iowa	Ellsworth CC
3	Russell Carone	INF	Jr.	6-1	185	S/R	S. Salem, NY	N. Oklahoma JC
25	Cameron Copping	RHP	Jr.	6-6	215	R/R	Temple City, CA	Pasadena CC
31	Kevin Crumb	RHP	Jr.	6-5	225	R/R	Waterford, MI	Our Lady of the Lakes
12	Josh Edwards	LHP	Sr.	6-2	185	L/L	Rocky Rapids, Alberta	Frank Maddock (Colby CC)
27	Cory Folk	LHP	Fr.	6-3	200	L/L	Liverpool, NY	Liverpool
32	Jonathan Fragulia	RHP	Jr.	6-5	200	R/R	Pleasanton, CA	Ohlone CC
33	Daniel Ginader	RHP	Fr.	6-8	235	R/R	Wappinger Falls, NY	Ketcham
35	Ryan Goodell	C	Fr.	5-11	190	R/R	Spencerport, NY	Brockport
2	Kevin Hughes	RHP	Jr.	6-0	195	R/R	Lockport, NY	Genesee CC
6	Jamie Jiron	C	Jr.	6-0	180	L/R	Beltsville, MD	Cantonsville CC
4	Jason Kanzler	OF/DH	So.	6-0	180	R/R	Penfield, NY	Penfield
15	Mike Klaus	RHP	Sr.	6-1	190	R/R	Sussex, NJ	High Point (Sussex CC)
24	River McWilliams	1B	Jr.	6-1	190	R/R	Shaker Heights, OH	Shaker Heights
7	William Michaels	RHP	Fr.	6-5	215	R/R	Lakewood, OH	Lakewood
11	Bryant Moore	OF	Fr.	6-1	200	R/R	Jamesville, NY	CBA Syracuse
19	Tom Murphy	C	So.	6-1	200	R/R	West Monroe, NY	Central Square
18	Zach Papesh	OF	So.	5-11	190	L/L	Solon, OH	Solon
21	Turner Parry	RHP	Fr.	6-3	200	R/R	Camillus, NY	West Genesee
20	Matt Pollock	OF	So.	6-0	195	R/R	Sagamore Hills, OH	Walsh Jesuit
16	Jesse Reinstein	LHP	Sr.	6-2	205	L/L	Thornhill, Ontario	Westmount Collegiate
13	Thomas Richards	OF	Fr.	6-2	190	L/R	Whitby, Ontario	Father Leo
14	Gaston Rojas	OF	Fr.	6-0	195	R/R	Carmel, NY	Carmel
29	Daniel Scahill	OF	Jr.	6-2	185	L/R	Lombard, Ill.	Elgin CC
17	Michael Scarcello	INF	Fr.	6-1	175	R/R	Buffalo, NY	Timon St. Jude
1	Andrew Smietana	2B/INF	Jr.	5-10	185	R/R	Bethel, Conn.	Monroe CC
26	Jeff Thompson	RHP	Sr.	6-2	210	R/R	Longview, TX	Pine Tree (Navarro CC)
28	Ryan Tulloch	3B/1B	So.	6-4	215	L/R	Regina, Saskatchewan	Balfar Collegiate



2011 SCHEDULE

DAY	DATE	OPPONENT	SITE	TIME
FEBRUARY				
Fri	25	at New Mexico State	Presley Askew Field	1:00 PM
Fri	25	at New Mexico State	Presley Askew Field	4:00 PM
Sat	26	at New Mexico State	Presley Askew Field	1:00 PM
Sun	27	at New Mexico State	Presley Askew Field	4:00 PM
MARCH				
Fri	4	at Delaware State	Soldier Field	2:30 PM
Sat	5	at Delaware State	Soldier Field	1:00 PM
Sun	6	at Delaware State	Soldier Field	1:00 PM
Sat	12	at Longwood	Charles "Buddy" Bolding Stadium	1:00 PM
Sat	12	at Longwood	Charles "Buddy" Bolding Stadium	4:00 PM
Sun	13	at Longwood	Charles "Buddy" Bolding Stadium	12:00 PM
Sun	13	at Longwood	Charles "Buddy" Bolding Stadium	3:00 PM
Tue	15	at North Carolina State	Doak Field	2:00 PM
Wed	16	at East Carolina	Lewis Field	6:00 PM
Fri	18	at N.C. Central	Durham Athletic Park	3:00 PM
Sat	19	at N.C. Central	Durham Athletic Park	1:00 PM
Sun	20	at N.C. Central	Durham Athletic Park	12:00 PM
Tue	22	at St. Bonaventure	McGraw-Jennings Field	2:00 PM
Tue	22	at St. Bonaventure	McGraw-Jennings Field	5:00 PM
Fri	25	at Eastern Michigan *	Oestrike Stadium	3:00 PM
Sat	26	at Eastern Michigan *	Oestrike Stadium	1:00 PM
Sun	27	at Eastern Michigan *	Oestrike Stadium	1:00 PM
Wed	30	at Canisius	Demske Sports Complex	3:00 PM
APRIL				
FRI	1	NORTHERN ILLINOIS *	AMHERST AUDUBON FIELD	3:00 PM
SAT	2	NORTHERN ILLINOIS *	AMHERST AUDUBON FIELD	1:00 PM
SUN	3	NORTHERN ILLINOIS *	AMHERST AUDUBON FIELD	1:00 PM
WED	6	CANISIUS	AMHERST AUDUBON FIELD	3:00 PM
Fri	8	at Toledo *	Baseball Complex at Scott Park	3:05 PM
Sat	9	at Toledo *	Baseball Complex at Scott Park	1:05 PM
Sun	10	at Toledo *	Baseball Complex at Scott Park	1:05 PM
TUE	12	ST. BONAVENTURE	AMHERST AUDUBON FIELD	2:00 PM
TUE	12	ST. BONAVENTURE	AMHERST AUDUBON FIELD	4:00 PM
FRI	15	BALL STATE *	AMHERST AUDUBON FIELD	3:00 PM
SAT	16	BALL STATE *	AMHERST AUDUBON FIELD	1:00 PM
SUN	17	BALL STATE *	AMHERST AUDUBON FIELD	1:00 PM
WED	20	NIAGARA	AMHERST AUDUBON FIELD	3:00 PM
WED	20	NIAGARA	AMHERST AUDUBON FIELD	6:00 PM
Fri	22	at Kent State *	Schoonover Stadium	3:00 PM
Sat	23	at Kent State *	Schoonover Stadium	1:00 PM
Sun	24	at Kent State *	Schoonover Stadium	1:00 PM
TUE	26	LE MOYNE	AMHERST AUDUBON FIELD	2:00 PM
TUE	26	LE MOYNE	AMHERST AUDUBON FIELD	4:30 PM
FRI	29	AKRON *	AMHERST AUDUBON FIELD	3:00 PM
SAT	30	AKRON *	AMHERST AUDUBON FIELD	1:00 PM
MAY				
SUN	1	AKRON *	AMHERST AUDUBON FIELD	1:00 PM
Tue	3	at Niagara	Sal Maglie Stadium	3:00 PM
FRI	6	OHIO *	AMHERST AUDUBON FIELD	3:00 PM
SAT	7	OHIO *	AMHERST AUDUBON FIELD	1:00 PM
SUN	8	OHIO *	AMHERST AUDUBON FIELD	1:00 PM
Fri	13	at Miami (Ohio) *	McKie Field	6:00 PM
Sat	14	at Miami (Ohio) *	McKie Field	6:00 PM
Sun	15	at Miami (Ohio) *	McKie Field	1:00 PM
THU	19	BOWLING GREEN *	AMHERST AUDUBON FIELD	3:00 PM
FRI	20	BOWLING GREEN *	AMHERST AUDUBON FIELD	1:00 PM
SAT	21	BOWLING GREEN *	AMHERST AUDUBON FIELD	1:00 PM

Home games in bold.

* Mid-American Conference Game



2010-11 SCHEDULE PREVIEW

BUFFALO, NY - The 2011 Buffalo Bulls baseball schedule was released with a slate that sees the young Bulls squad traveling for the first 22 games of the season and three new opponents featured on the roster. It also includes eight games against Big Four rivals.

The season will kick off out west February 26 and 27 with the Bulls playing back-to-back doubleheaders at New Mexico State. The Aggies will give Buffalo plenty of fight, as the team finished last season 36-23-1 and hit 104 home runs as a team. Buffalo will head back east after the four games to face the Delaware State Hornets for a three-game weekend series March 4-6.

Buffalo will then begin a nine-game swing through the mid-atlantic region, starting in Virginia against the Lancers of Longwood University March 12 and 13. There will be doubleheaders on Saturday and Sunday. The Bulls will then make a week-long trip to the Carolinas, starting with a Tuesday afternoon game against North Carolina State of the Atlantic Coast Conference. The Wolfpack will pose one of the biggest challenges Buffalo will face all season, as it went 38-24 and batted .326 as a team.

The next day, Buffalo will take on East Carolina for the first time ever March 16. The Pirates won 32 last season, with 24 wins coming at home. The Bulls will close the week out with a weekend series against North Carolina Central University March 18-20. The Eagles are transitioning to the Mid-Eastern Athletic Conference and went 3-44 last season.

After the team returns home, the Bulls will make the day trip down to St. Bonaventure for a Tuesday afternoon doubleheader. Game one of the series will mark the 70th meeting between the local rivals. The following weekend of March 25-27 will mark the opening of the Mid American Conference season with three games against the Eastern Michigan Eagles.

After a mid-week game against Canisius, the Bulls will finally play in the friendly confines of Amherst Audubon Field, welcoming in Northern Illinois for a three-game weekend series April 1-3. This will mark a stretch of 11 home games in 20 days for Buffalo, with Canisius (April 6), St. Bonaventure (April 12), Ball State (April 15-17) and Niagara (April 20) all coming to face the Bulls. In fact, Buffalo will only hit the road twice in April, traveling to face MAC rivals Toledo (April 8-10) and Kent State (April 22-24).

In the final month of the season, Buffalo will face Big Four rival Niagara May 3 for the final non-conference game of the season. The team will then face Ohio at home May 6-8 and then traveling to Miami (OH) for the final road trip of the season. The regular season will then draw to a close with a three-game weekend series against Bowling Green May 19-21

Be sure to check out the times and locations of all the games on the team's schedule page.



RON TORGALSKI

Head Coach
Fifth Season
Hamilton '89

Ron Torgalski begins his fifth season as the head coach of the University at Buffalo baseball team, his 12th season overall with the program. Torgalski spent seven seasons as an assistant coach with the team before being named head coach in July, 2006. In his first season as head coach, Buffalo set a new school record for conference wins, with 11 and narrowly missed out on the school's first trip to the MAC Tournament.

In his time at UB, Torgalski has established a respective program with many notable accomplishments including a record-breaking season in 2009. The 2009 Bulls made tremendous strides in several offensive categories by setting all-time single team records for most hits (591), runs (424), doubles (132), RBIs (384) and total bases (874). The team also set the mark for highest batting average (.306), most wins (20), triples (23) and stolen bases (69) since the program's reinstatement in 2000. Last season, the team broke another program record after clubbing 46 home runs.

In Torgalski's tenure, seven players have signed pro contracts including 2009 graduate Zach Anderson. In 2009, Anderson was selected in the 29th round of the Major League Baseball draft by the Toronto Blue Jays. With his selection, Anderson becomes the third player drafted since UB reinstated baseball for the 2000 season. In 2007, Mike Folli was drafted in the 42nd round by the St. Louis Cardinals and former Bull Joe Mihalics was drafted in the 34th round of the 2005 draft by the New York Mets. Anderson was the 880th pick overall in the draft and the highest UB player drafted since 2000.

In addition, 2008 graduate Steve Geltz signed a minor league contract to pitch for the Los Angeles Angels of Anaheim and 2010 graduate Chaz Mye signed on to play for the Angels' American League West rival Oakland A's. This past offseason, two more Bulls signed contracts with independent baseball leagues. Brad Agustin, the holder of seven career program records, signed with the Normal Cornbelters of the Frontier League and Eric Flynn will head down under to play for the Beenleigh Hawks of the Greater Brisbane Baseball League in Australia.



In the past three years, Torgalski and his coaching staff have enjoyed conference success in the naming of six Bulls as All-MAC selections. The Bulls' accomplishments are found not only on the diamond but in the classroom as well with another player being named to the All-MAC academic team. The Bulls have displayed academic excellence in achieving their highest team GPA under Torgalski. These accomplishments are examples of Torgalski's influence in motivating these young men for athletic and academic success.



Torgalski has enjoyed success in coaching baseball as he was head coach of the New Hartford American Legion team that finished as the New York State runner-up. While Torgalski seems like a baseball guy all the way, he has also served as an assistant coach in basketball at the collegiate level. He spent six seasons as an assistant coach at UB and also for three seasons at his alma mater, Hamilton College, where he helped lead the team to a No. 1 national ranking in the final poll in 1990-91.

Torgalski attended Nichols High School in Buffalo, NY, where he was an All-Western New York player in both baseball and basketball.

While at Nichols, Torgalski teamed up with former NBA star Christian Laettner and guided the team to a New York State Class C title and was named the Tournament Most Valuable Player. In recognition of his accomplishments, Torgalski was named to the Nichols Athletic Hall of Fame in 2008.

From there, he went on to letter in both sports at Hamilton College. As a basketball player, his 10.6 assists per game average in 1989 still ranks as the third-best ever in NCAA Division III history. After graduation from Hamilton in 1989, Torgalski went to Sweden and played professionally with the Monstreas Club basketball team before coming back to his alma mater to coach.

Torgalski's heart took him back to baseball and when UB decided to bring the sport back to Division I status in 1999-2000, it was Torgalski that former head coach Bill Breene wanted as his right-hand man. The goal in 2000 is the same as it is now, which is to keep the best players in New York State close to home and there is no better way to do that than to have three coaches who know New York, especially Western New York.

Torgalski, who earned his masters of science in education from Canisius in 2003, is a member of the National Baseball Coaches Association and the New York State Coaches Association. He resides in Williamsville with his wife, Lisa and their two sons, Nicholas and Tyler.

TORGALSKI FILE

YEAR	OVERALL			CONFERENCE		
	W	L	PCT.	W	L	PCT.
2007	16	35	.314	11	16	.407
2008	14	38	.269	7	19	.269
2009	20	35	.364	6	20	.231
2010	22	30	.423	8	19	.296
CAREER	72	138	.342	32	74	.302

In 12 years at UB, Torgalski has helped coach:

- 24 MAC weekly honorees.
- Four Freshman All-Americans.
- Six All-MAC selections.
- Three MLB draft picks.
- Nine pro contract signees.
- One Academic All-MAC honoree.

JIM
KOERNER

Asst. Coach
Recruiting Coordinator
Fifth Season
St. John Fisher '97

Jim Koerner enters his fifth season as assistant coach and recruiting coordinator for the University at Buffalo baseball team. On the field, Koerner is responsible for the hitters and outfielders. En route to establishing an all-time high in wins since the reinstatement of baseball (23), the UB offense again reached new heights in 2010. For the second season in a row the offense broke several all-time, single season and individual records. As a team the Bulls hit at a .312 clip and broke the all-time record for homeruns in a season with 46.

New highs were also established in stolen bases (71) and in batting average. The 2009 season arguably was UB's finest offensive season in the history of the program. The team broke All-time single season team records for most hits (591), runs (424), doubles (132), RBIs (384) and total bases (874). The team also set the set the mark for highest batting average (.306), most triples (23) and stolen bases (69) since the program's reinstatement in 2000 (that was since eclipsed during the 2010 season). The past two seasons combined have seen the Buffalo offense break over 25 all-time, single season and individual records, including the second time in his coaching career where he has coached a programs all-time hits leader (Brad Agustin- University at Buffalo and Adam Fredrick- Marshall University).

Since Koerner's arrival, Buffalo has had three players earn All-Mid American Conference Honors as well as having seven players sign professional contracts (Mike Folli-42nd round pick of the St. Louis Cardinals and Steve Geltz-free agent signee of the Anaheim Angels, Zack Anderson 29th round pick of the Toronto Blue Jays, Chas Mye- free agent signee of the Oakland Athletics, Brad Agustin- free agent signee of the Normal Cornhuskers of the Frontier League, Eric Flynn- free agent signee of Beenleigh Hawks of the Greater Brisbane Baseball League in Australia and Jake Rosenbeck- free agent signee of the Brocton Rox of the Cam-Am League). In addition, several players have earned MAC player/pitcher of the week honors.

Prior to Buffalo, Koerner held the same position with Marshall University. While at Marshall, he coached one of his players to All-Conference USA honors and also helped Marshall to its first post-season appearance in 10 years. During the 2006 season Marshall was consistently in the Top 5 in most offensive categories and had two players finish in the Top 10 in batting. Koerner also helped one of his players break Marshall University's all time hits record with 250. In addition, Koerner also recruited and signed several of the Top 100 rated players in the Northeast, including a 20th round draft pick of the Kansas City Royals. In all, nine player's Koerner signed and coached while at Marshall signed professional baseball contacts. In his 10 years of coaching college baseball, Koerner has now sent 19 players onto professional baseball.

Koerner broke into the Division I ranks as an assistant coach at Monmouth University during the 2004 season where he helped lead his team to its seventh consecutive conference tournament appearance.

Having been head coach at Medaille College for three seasons beginning in 2001, Koerner is no stranger to Buffalo. Koerner was named Northeast Conference Coach of the Year in 2003, his last season at Medaille. In that season, his team broke nearly every offensive and pitching record and had one of the top turnarounds in Division III by increasing there win total by 15 games.

Koerner has also been head coach of several US teams that competed in international tournaments, including the Belgium Open and the Chianti (Italy) Baseball Challenge. Out of college he was also signed by the Richmond Roosters of the Independent Frontier League.

He received his BA in Economics from St. John Fisher (NY) and a Masters in Athletic Administration from Marshall. Koerner and his wife, Kylie, currently reside in Buffalo with their son, Sam.

KOERNER FILE

In five years at UB, Koerner has helped coach:

- 24 MAC weekly honorees.
- Four Freshman All-Americans.
- Six All-MAC selections.
- Three MLB draft picks.
- Nine pro contract signees.
- One Academic All-MAC honoree.



BRAD
COCHRANE

First Season
Buffalo '10

STEVE
ZIROLI

Pitching Coach
First Season
Marshall '04

Fresh off two productive years in the heart of the Buffalo lineup, Brad Cochrane will join head coach Ron Torgalski's squad for the 2011 season. He set program record for doubles in a season in 2010, with 21. Also drove in 49 runs 2010, second most in program history for a single season. In his senior season, he started in 51 games, splitting time at designated hitter, catcher, second base and third base.

In his first season with the Bulls he started in 31 of 38 games. Prior to Buffalo, he played catcher for two years at Lon Morris College for head coach Josh Stewart. In high school he played at Lester B. Pearson.

Born February 15, 1988, Cochrane is the son of David and Brada and has a sister, Michelle. His hobbies include sports and enjoys hockey. He earned his degree in sociology last year.

Ziroli graduated from Marshall University in 2004. He pitched pitched for the Thundering Herd in 2003-2004. In his senior season, he went 3-1 with a 4.04 ERA as primarily a middle reliever, logging 23 appearances with two saves and 62 strikeouts. For his Division I career, Ziroli went 7-4 with a 4.08 ERA. Prior to that he pitched at Parkland College in Champaign, IL in 2001-2002, team won JUCO division II national championship.

After graduating, he played two years of pro ball, signing with Windy City Thunderbolts of the Frontier League in 2004 where he played alongside his older brother Mike. He then played for Richmond Roosters of Frontier league in 2005.


Once his playing career ended, Ziroli spent time as the pitching coach for Thunder Bay Border Cats in Thunder Bay, ON, Canada, member of the Northwoods League in 2006.

Most recently, he has worked for the Chicago White Sox Training Academy in Chicago as an instructor.



ALEX BALDOCK

Sophomore
6-3 • 205
B: Right • T: Right
Ottawa, Ontario
St. Joseph Catholic



CAREER NUMBERS:

GAMES PLAYED	41
BATTING AVG.	.311
RUNS:	24
HITS:	47
XBH:	10
RBI:	18
SB	0

2010: Stepped into a pivotal role right away, starting in 40 games... batted .311 for the season, collecting 47 hits, including 10 extra-base hits... tied for the team lead in triples, with two... had 12 two-hit games and two three-hit games... put together a seven-game hitting streak... helped solidify the Bulls infield, making 11 appearances at second base and 27 appearances at third base.

High School: Four-year letterwinner, serving as captain for one season at St. Joseph Catholic for head coach Rene Coutu... also played football and basketball for the Jaguars.

Personal: Born December 29, 1991... son of Murray and Annette... has a sister, Hayley... also recruited by Le Moyne and Canisius... likes to fish... greatest athletic experience was representing Canada in the 2004 Little League World Series... dream is to be drafted... at every home game, he touches third base on his way out to the field... greatest athletic influence is his parents... majoring in business management.

CAREER BATTING STATISTICS

Year	GP/GS	BA	AB	R	H	2B	3B	HR	RBI	TB	BB	SO	SLG%	SB-A
2010	41/40	.311	151	24	47	7	2	1	18	61	13	31	.404	0-1
2011	0/0	-	-	-	-	-	-	-	-	-	-	-	-	-
Total	41/40	.311	151	24	47	7	2	1	18	61	13	31	.404	0-1

ERIC BRYCE

Senior
6-3 • 210
B: Right • T: Right
Regina, Saskatchewan
Monterey Peninsula CC



CAREER NUMBERS:

STARTS:	2
APPEARANCES:	6
ERA:	4.38
IP:	12.1
SO:	5
O/BA:	.255

2010: Threw four innings of scoreless relief to win his first game of the season in a 21-4 rout of rival Niagara (4/14).

Previous School: Played two seasons for head coach Danile Philips at Monterey Peninsula CC... named to the 2009 All-Conference Second Team.

High School: Played at Winston Knoll for head coaches Barry Erickson and Mark Dolan... played shortstop and pitcher... won the Canadian Championship Golden Glove Award... also played hockey and football.

Personal: Born October 23, 1989... son of Pat and Pam... has a brother, Regan... also enjoys football and hockey... greatest athletic influence was his pitching coach Vince Herring... admires his father and mother... greatest athletic experience was playing in the Little League World Series... best advice received was "it takes a certain brilliance to finish nine innings"... chose to attend UB because it was a great opportunity... majoring in geology.

CAREER PITCHING STATISTICS

Year	W	L	S	ERA	GP/GS	CG/SHO	IP	H	R	ER	SO	BB	O/BA
2010	1	0	0	4.38	6/2	0/0	12.1	12	6	6	5	12	.255
2011	-	-	-	-	-	-	-	-	-	-	-	-	-
Total	1	0	0	4.38	6/2	0/0	12.1	12	6	6	5	12	.255

KEVIN CRUMB



CAREER NUMBERS:

STARTS:	1
APPEARANCES:	37
ERA:	5.48
IP:	72.2
SO:	42
O/BA:	.270
SAVES:	7

Junior
6-5 • 225
B: Right • T: Right
Waterford, MI
Our Lady of the Lakes

2010: Led the team in saves, with five for the season... earned his first career win of his career after pitching 2.1 scoreless innings of relief against Butler (3/20)... picked up the slack and pitched 6.2 innings out of the bullpen to lead the Bulls to a comeback win against Northern Illinois (4/4)... threw 2.1 more innings of scoreless relief to help the team take another comeback win, a 9-8 victory over Akron.

2009: First season with the Bulls... made 16 appearances... registered his first career save against Akron (4/26) in 1.2 innings, striking out a batter... in 2.2 innings of relief work against #23 Kent State, picked up his second save with three strikeouts... compiled a career-high four strikeouts against Ohio (5/14).


High School: A four-year letterwinner for head coach Daniel Webster at Our Lady of the Lakes... in his senior year played in the Michigan All-Star game... Named first-team All-Michigan in his junior and senior years... played club baseball for the Michigan Wildcats for head coach Jim Ciennik.

Personal: Full name is Kevin Charles Crumb... born December 6, 1989... son of Stephen and Diane... has one brother, Alex... greatest athletic influence was his high school and summer baseball coaches... non-sports heroes are his parents... three people he would invite to dinner are Michael Jordan, Muhammad Ali and Cal Ripken, Jr... chose UB for the opportunity to play Division I baseball and its solid academic programs... major is undecided.

CAREER PITCHING STATISTICS

Year	W	L	S	ERA	GP/GS	CG/SHO	IP	H	R	ER	SO	BB	O/BA
2009	0	1	2	4.76	16/0	0/0	28.1	31	17	15	20	14	.284
2010	3	0	5	5.89	21/1	0/0	44.1	45	33	29	22	17	.260
2011	-	-	-	-	-	-	-	-	-	-	-	-	-
Total	3	1	7	5.48	37/1	0/0	72.2	76	50	44	42	31	.270

JOSH EDWARDS



CAREER NUMBERS:

STARTS:	12
APPEARANCES:	14
ERA:	7.65
IP:	62.1
SO:	23
O/BA:	.340

Senior
6-1 • 195
B: Left • T: Left
Rocky Rapids, Alberta
Colby CC

2010: Rounded out the Bulls rotation, starting 12 games... put together one of the team's best performances from its starting lineup, pitching 7.2 innings and gave up only one run on four hits while striking out three against Miami (5/16)

Previous School: Played two seasons for head coach Ryan Carter at Colby CC... in 2009, posted a 5-2 record in 76.2 innings of work, and 3.48 ERA.

High School: Played at Frank Maddock for head coach Rob Boik... played first base and pitcher... named Northwest League MVP as a senior... team captured provincial titles in 2005 and 2007... also played hockey.

Personal: Full name is Joshua Kirby Edwards... born December 20, 1989... son of Jack and Noreen... has a brother, Maurice... also recruited by Grambling State... admires his parents and brother... chose to attend UB for its academic excellence... dream is to win a college championship... favorite thing about UB is that there is a Tim Horton's on campus... majoring in exercise science.

CAREER PITCHING STATISTICS

Year	W	L	S	ERA	GP/GS	CG/SHO	IP	H	R	ER	SO	BB	O/BA
2010	1	5	0	7.65	14/12	0/0	62.1	88	63	53	23	25	.340
2011	-	-	-	-	-	-	-	-	-	-	-	-	-
Total	1	5	0	7.65	14/12	0/0	62.1	88	63	53	23	25	.340

JASON KANZLER

Sophomore
6-0 • 190
B: Right • T: Right
Penfield, NY
Penfield



CAREER NUMBERS:

GAMES PLAYED	10
BATTING AVG.	.200
RUNS:	7
HITS:	2
XBH:	0
RBI:	0
SB	0

2010: Appeared in 10 games and made one start... will carry a two-game hitting streak into the 2011 season.

High School: Three-year letterwinner, serving as captain for one season at Penfield for head coach Mike Sinnott... played outfield and pitcher... in his senior year, named Team MVP, First-Team All-County, Third-Team All-State and First-Team All-Greater Rochester... also named All-County Honorable Mention as a junior.


Personal: Full name is Jason Robert Kanzler... born August 20, 1990... son of Thomas and Jeri... has a brother, Matthew... hobbies include baseball, spending time with friends and listening to music... favorite athlete is Billy Wagner... favorite music is rock... volunteers at the Special Olympics... greatest athletic influence is his poppy... would like to break the UB record for most steals and bunts... dream is to win a MAC title... majoring in biomedical sciences.

CAREER BATTING STATISTICS

Year	GP/GS	BA	AB	R	H	2B	3B	HR	RBI	TB	BB	SO	SLG%	SB-A
2010	10/1	.200	10	7	2	0	0	0	0	2	0	4	.200	0-0
2011	-	-	-	-	-	-	-	-	-	-	-	-	-	-
Total	10/1	.200	10	7	2	0	0	0	0	2	0	4	.200	0-0

MIKE KLAUS

Senior
6-1 • 190
B: Right • T: Right
Sussex, NJ
Sussex CC



CAREER NUMBERS:

STARTS:	2
APPEARANCES:	19
ERA:	6.37
IP:	35.1
SO:	27
O/BA:	.342

2010: Showed great control for the Bulls, leading all pitchers with a 2.88 K/BB ratio... earned his first career win with the team after pitching three innings of relief in a comeback win over rival Canisius (4/20).

2009: First season with the Bulls... made six appearances... struck out four batters in 5.2 innings of work... career debut came in the nightcap against St. Bonaventure (3/17).

Previous College: Played one year at Sussex County CC for head coach Todd Pottersdorf... redshirted at the University of Maine in his freshman year.

High School: Four-year letterwinner and served as captain for two years at High Point for head coach Chris Kappelmeier... in his senior year was named first team All-League (West Jersey) and All-State (Group III)... also played basketball.

Personal: Born September 26, 1987... son of Stewart and Claudia... has a sister, Jody... other sport he enjoys is basketball... favorite athlete and greatest athletic influence is Dwight Freeney... favorite TV show is Curb Your Enthusiasm... majoring in psychology.

CAREER PITCHING STATISTICS

Year	W	L	S	ERA	GP/GS	CG	SHO	IP	H	R	ER	SO	BB	O/BA
2009	0	0	0	15.88	6/0	0	0	5.2	15	10	10	4	2	.556
2010	1	1	0	4.55	13/2	0	0	29.2	35	17	15	23	8	.294
2011	-	-	-	-	-	-	-	-	-	-	-	-	-	-
Total	1	1	0	6.37	19/2	0	0	35.1	50	27	25	27	10	.342

RIVER McWILLIAMS

Junior
6-1 • Wt: 190
B: Right • T: Right
Shaker Heights, OH
Shaker Heights



CAREER NUMBERS:

PITCHING

STARTS: 0
APPEARANCES: 18
IP: 34.0

BATTING

BATTING AVG. .368
HITS: 14
RBI: 6

2010: Did not play in 2010

2009: First season with the Bulls... started in seven of 21 games appeared in... made 18 appearances on the mound, without a decision... in his career debut, went 2-for-3 with two RBIs against Hilbert (4/1)... hit his first career home run against #23 Kent State (5/3), also hitting a double and scoring two runs... hit a single, double and triple against Bowling Green (5/10), registering a pair of RBIs... made his career debut on the mound against Eastern Kentucky (2/28), striking out a batter... collected his first career victory versus Portland (3/10), striking out a pair of batters in 2.0 innings of work... struck out a career-high four batters against Youngstown State (5/13).

High School: Four-year letterwinner and two-year captain at Shaker Heights for head coach Mike Babirec... holds the school record for strikeouts in a season and career strikeouts... in his senior year was named to the Mizuno All-State Team and League Player of the Year... named All-League as a sophomore, junior and senior.

Personal: Born November 25, 1989... son of Douglas and Jani McWilliams... has two brothers, Arden and Canyon... hobbies/interests are eating, sleeping and TV... also enjoys football and basketball... greatest athletic accomplishment is recovering from ACL surgery to go All-State as a senior... also recruited by Florida Southern... would like to break the UB record for most career hits... dream is to take the Bulls to the MAC Championship... majoring in business.

CAREER PITCHING STATISTICS


Year	W	L	S	ERA	GP/GS	CG	SHO	IP	H	R	ER	SO	BB	O/BA
2009	3	3	0	8.74	18/0	0	0	34.0	46	34	33	24	19	.341
2010	Did not play in 2010													
2011	-	-	-	-	-	-	-	-	-	-	-	-	-	-
Total	3	3	0	8.74	18/0	0	0	34.0	46	34	33	24	19	.341

CAREER BATTING STATISTICS

Year	GP/GS	BA	AB	R	H	2B	3B	HR	RBI	TB	BB	SO	SLG%	SB-A
2009	13/7	.368	38	5	14	2	1	1	6	21	2	2	.553	0-0
2010	Did not play in 2010													
2011	-	-	-	-	-	-	-	-	-	-	-	-	-	-
Total	13/7	.368	38	5	14	2	1	1	6	21	2	2	.553	0-0

TOM MURPHY

Sophomore
6-1 • 200
B: Right • T: Right
West Monroe, NY
Central Square



CAREER NUMBERS:

GAMES PLAYED 42
BATTING AVG. .313
RUNS: 23
HITS: 41
XBH: 15
RBI: 25
SB 5

2010: Began his career as a Bull with a successful freshman season, starting in 36 games and appearing in six other games... finished second on the team in putouts, with 203... put together the team's third-longest hitting streak of nine games and had 12 multiple-hit games in total... of the team's returning players, Murphy is tops in batting average, home runs, runs batted in and multiple offensive categories.

High School: Three-year letterwinner, serving as captain for three seasons at Central Square for head coaches Kyle Brown and John Jefferies... batted .510 with eight home runs, eight doubles and three triples in his senior year... selected to First-Team All-CNY and CNY Athlete of the Year as a senior... named First-Team All-League as a sophomore, junior and senior... also played basketball.


Personal: Full name is Thomas James Murphy... born April 3, 1991... son of Thomas and Kelly... has a brother, Jake... also recruited by St. John's, Michigan, Wagner, LeMoyne and Monmouth... likes to hunt and fish... would like to break the UB record for highest batting average and homeruns... greatest athletic experience was playing in the Connie Mack World Series... chose to attend UB for the opportunity to play baseball and academic prestige... major is undecided.

CAREER BATTING STATISTICS

Year	GP/GS	BA	AB	R	H	2B	3B	HR	RBI	TB	BB	SO	SLG%	SB-A
2010	42/36	.313	131	23	41	11	0	4	25	64	17	33	.489	5-6
2011	-	-	-	-	-	-	-	-	-	-	-	-	-	-
Total	42/36	.313	131	23	41	11	0	4	25	64	17	33	.489	5-6

ZACH PAPESH

Sophomore
5-11 • 190
B: Left • T: Left
Solon, OH
Solon



CAREER NUMBERS:

GAMES PLAYED	4
BATTING AVG.	.333
RUNS:	1
HITS:	2
XBH:	2
RBI:	0
SB	0

2010: Appeared in four games, hitting a double and triple in six at-bats for a .333 average.

2009: Sat out season.

High School: Three-year letterwinner and served as captain for one year at Solon for head coach Charles Chokenea... in his senior year was named to the first-team All-Conference and first-team All-Sun News... won the team best hitter award in his senior year... played running back and linebacker as a two-year letterwinner.


Personal: Full name is Zachary Alan Papesh... born November 6, 1989... son of Joseph and Heidi... has a brother, Daniel and a sister, Claudia... hobbies/interests are being with friends and playing video games... also recruited by Ashland, Mercyhurst, Miami (OH) and Kent State... greatest athletic experience is hitting a walk-off grand slam in his junior year of high school... chose UB to play Division I baseball and reputation of the UB School of Business... Superstition is to always put on his left shoe first... goal is to break the UB record for most hits in a season... majoring in business.

CAREER BATTING STATISTICS

Year	GP/GS	BA	AB	R	H	2B	3B	HR	RBI	TB	BB	SO	SLG%	SB-A
2009	Did not play in 2009													
2010	4/0	.333	6	1	2	1	1	0	0	5	0	1	.833	0-0
2011	-	-	-	-	-	-	-	-	-	-	-	-	-	-
Total	4/0	.333	6	1	2	1	1	0	0	5	0	1	.833	0-0

MATT POLLOCK

Sophomore
6-0 • 195
B: Right • T: Right
Sagamore Hills, OH
Walsh Jesuit



CAREER NUMBERS:

GAMES PLAYED	11
BATTING AVG.	.150
RUNS:	4
HITS:	3
XBH:	1
RBI:	1
SB	0

2010: Appeared in 11 games and made three starts... put together three hits and a run batted in for the season.

High School: Three-year letterwinner, serving as captain for one season at Walsh Jesuit for head coach Chris Kaczmar... as a senior, named to 2009 All-State First Team, Mizuno All-Ohio, CRBC Player of the Year, Cleveland All Star, Plain Dealer Player to Watch and Plain Dealer All Star... team captured 2008 State Championship... runner-up in 2009... also played football and wrestled.

Personal: Full name is Matthew Joseph Pollock... Born February 18, 1991... son of Burton and Donna... has a sister, Meghan and three brothers, Nick, Brian and Burton, Jr... likes to hang out with friends... also recruited by Bowling Green... chose to attend UB for its athletics and academic standards... greatest athletic experience was winning the 2008 State Championship... favorite thing about Buffalo is the people... major is undecided.

CAREER BATTING STATISTICS

Year	GP/GS	BA	AB	R	H	2B	3B	HR	RBI	TB	BB	SO	SLG%	SB-A
2010	11/3	.150	20	4	3	1	0	0	1	4	0	7	.200	0-0
2011	-	-	-	-	-	-	-	-	-	-	-	-	-	-
Total	11/3	.150	20	4	3	1	0	0	1	4	0	7	.200	0-0

JESSE REINSTEIN

Senior
6-2 • 205
B: Left • T: Left
Thornhill, Ontario
Westmount Collegiate



CAREER NUMBERS:

STARTS: 15
APPEARANCES: 39
ERA: 6.57
IP: 100.1
SO: 81
O/BA: .320

2010: Made three appearances and two starts... totaled six innings of work.

2009: Started in six of 19 appearances... went 1-2 for the season... tied for tenth place for the team single-season record for most appearances (19)... in 3.2 innings, struck out a season-high five batters against Eastern Kentucky (2/28)... against Central Michigan (3/27), struckout four batters in 6.1 scoreless innings of reliefwork... collected his first win of the season against Western Michigan (4/10) in 5.1 innings with a trio of stikeouts.

2008: Made seven starts in 17 appearances... twice tied team game highs with seven strikeouts against Western Michigan (4/13) and Akron (4/26)... seven strikeout performances are career-highs... pitched 3.0 scoreless innings against St. Bonaventure (4/2), striking out six batters... struck out two batters in 2.1 scoreless innings against Ball State (4/6).

High School: Was a two-year captain for head coach Grant Campbell at Westmount Collegiate Institute... twice named team MVP... named one of the top 25 Toronto high school players to watch for.


Personal: Born April 5, 1989... son of Arlen and Susan... has two brothers, Yale and Cody... favorite athlete is Nolan Ryan... chose UB over Binghamton and Niagara... believes the best part of being a Division I athlete is playing against the best competition and travelling... would like to break the UB pitching record for most career wins... majoring in business administration.

CAREER PITCHING STATISTICS

Year	W	L	S	ERA	GP/GS	CG	SHO	IP	H	R	ER	SO	BB	O/BA
2008	1	5	0	6.00	17/7	0	0	45.0	58	33	30	41	24	.317
2009	1	2	0	5.69	19/6	0	0	49.0	63	46	31	36	37	.310
2010	0	1	0	18.00	3/2	0	0	6.0	12	14	12	4	9	.414
2011	-	-	-	-	-	-	-	-	-	-	-	-	-	-
Total	2	8	0	6.57	39/15	0	0	100.0	133	93	73	81	70	.320

JEFF THOMPSON

Senior
6-2 • 210
B: Right • T: Right
Longview, Texas
Navarro CC



CAREER NUMBERS:

STARTS: 2
APPEARANCES: 15
ERA: 8.64
IP: 33.1
SO: 23
O/BA: .354

2010: Appeared in 15 games and made two starts... pitched two innings of relief for the win against Niagara... put together his best outing of the season against St. Bonaventure, hurling 3.1 innings of scoreless ball to earn the win... pitched a complete game against Le Moyne, giving up two runs over six innings in a loss.

Previous School: Played two seasons at Navarro Community College for head coach Whoa Dill... 2009 team captain... team broke the school record for wins by finishing 48-9 in 2008.

High School: Four-year letterwinner and served as captain for two seasons at Pine Tree for head coach Steve Marrs... 2007 district champions.

Personal: Full name is Jeffrey Allen Thompson... born September 6, 1988... son of Gary and Marilyn... has two sisters, Lauren and Renee... likes to fish and watch football... also recruited by Henderson State and Ouachita Baptist... admires his parents and all they done... dream is to win the college world series... would like to break the individual and team wins records... completed volunteer work for Habitat for Humanity... chose to UB for its baseball program and solid academics... majoring in psychology.

CAREER PITCHING STATISTICS

Year	W	L	S	ERA	GP/GS	CG	SHO	IP	H	R	ER	SO	BB	O/BA
2010	2	3	0	8.64	15/2	1	0	33.1	51	40	32	23	14	.354
2011	-	-	-	-	-	-	-	-	-	-	-	-	-	-
Total	2	3	0	8.64	15/2	1	0	33.1	51	40	32	23	14	.354

RYAN TULLOCH

Sophomore
6-4 • 215
B: Left • T: Right
Regina, Saskatchewan
Balfar Collegiate



CAREER NUMBERS:

GAMES PLAYED	14
BATTING AVG.	.281
RUNS:	5
HITS:	9
XBH:	0
RBI:	4
SB	0

2010: Played in 14 games and made five starts... knocked in four runs on nine hits and posted a .281 batting average.

High School: Played at Balfar Collegiate...third baseman for the Regina AAA Mets of the Prairie Midget Baseball League for three seasons, winning provincials and placing third at nationals... also played hockey, football and basketball.

Personal: Full name is Ryan Alvin Tulloch... son of Neil and Lynn... has a brother, Colin and a sister, Kelsey... also enjoys football, hockey and basketball... also recruited by Northern Iowa, South Dakota and numerous junior colleges... three words to describe himself as sarcastic, relaxed and focused... greatest athletic experience was playing in the 2009 National Championships... dream is to maximize his potential as a student-athlete... chose to attend UB for its academics and baseball program... majoring in business.

CAREER BATTING STATISTICS

Year	GP/GS	BA	AB	R	H	2B	3B	HR	RBI	TB	BB	SO	SLG%	SB-A
2010	14/5	.281	32	5	9	0	0	0	4	9	0	8	.281	0-0
2011	-	-	-	-	-	-	-	-	-	-	-	-	-	-
Total	14/5	.281	32	5	9	0	0	0	4	9	0	8	.281	0-0

2010 GAME-BY-GAME RESULTS

RECORD: 22-30

HOME: 7-10

AWAY: 15-29

MAC: 8-19

DATE	OPPONENT	RESULT	SCORE	PITCHER (W/L RECORD)
FEBRUARY				
Fri. 26	at Charlotte	L	11-5	MIVILLE-DESC (L 0-1)
Sat. 27	at Charlotte	L	8-4	MYE (L 0-1)
Sun. 28	at Charlotte	L	12-4	PULLYBLANK (L 0-1)
MARCH				
Fri. 5	at Morehead St.	W	6-4	MYE (W 1-1)
Sat. 6	at Morehead St.	L	17-3	MIVILLE-DESC (L 0-2)
Sat. 6	at Morehead St.	W	26-17	HAINS (W 1-0)
Sun. 7	at Morehead St.	W	13-9	PULLYBLANK (W 1-1)
Tue. 9	at Georgetown College	W	14-4	BLACK (W 1-0)
Wed. 10	at Georgetown College	W	8-6	HAINS (W 1-0)
Fri. 12	at Tennessee Tech	L	9-0	MYE (L 1-2)
Sat. 13	at Tennessee Tech	L	12-6	REINSTEIN (L 0-1)
Sat. 13	at Tennessee Tech	W	9-3	MIVILLE-DESC (W 1-2)
Sun. 14	at Tennessee Tech	L	13-7	EDWARDS (L 0-1)
Fri. 19	at Butler	W	9-1	MYE (W 2-2)
Fri. 19	at Butler	L	9-2	BLACK (L 1-1)
Sat. 20	at Butler	W	9-7	MIVILLE-DESC (W 2-2)
Sat. 20	at Butler	W	9-7	CRUMB (W 1-0)
Sat. 27	Eastern Mich. *	L	7-2	MYE (W 3-2)
Sat. 27	Eastern Mich. *	L	5-2	MIVILLE-DESC (L 2-3)
Sun. 28	Eastern Mich. *	L	4-1	EDWARDS (L 0-2)
Wed. 31	Niagara	W	8-6	THOMPSON (W 1-0)
APRIL				
Fri. 2	at Northern Ill. *	L	6-1	MYE (L 3-3)
Sat. 3	at Northern Ill. *	W	3-2	MIVILLE-DESC (W 3-3)
Sun. 4	at Northern Ill. *	W	11-7	CRUMB (W 2-0)
Sat. 10	Toledo *	L	18-4	HAINS (L 2-1)
Sat. 10	Toledo *	L	8-5	MIVILLE-DESC (L 3-4)
Sun. 11	Toledo *	L	17-8	EDWARDS (L 0-3)
Tue. 13	St. Bonaventure	L	5-4	PULLYBLANK (L 1-2)
Tue. 13	St. Bonaventure	W	12-2	THOMPSON (W 2-0)
Wed. 14	at Niagara	W	21-4	BRYCE (W 1-0)
Fri. 16	at Ball St. *	L	11-5	MYE (L 3-4)
Sat. 17	at Ball St. *	L	6-5	PULLYBLANK (L 1-3)
Sun. 18	at Ball St. *	W	11-7	PULLYBLANK (L 1-3)
Tue. 20	Canisius	W	8-7	KLAUS (W 1-0)
Wed. 21	Niagara	W	28-4	PULLYBLANK (W 2-3)
Fri. 23	Kent St. *	L	9-4	MYE (L 3-5)
Sat. 24	Kent St. *	L	8-4	EDWARDS (L 0-4)
Sat. 24	Kent St. *	L	16-8	MIVILLE-DESC (L 3-5)
Wed. 28	at Le Moyne	L	2-0	THOMPSON (L 2-1)
Wed. 28	at Le Moyne	L	2-1	KLAUS (L 1-1)
Fri. 30	at Akron *	W	6-4	PULLYBLANK (W 3-3)
MAY				
Sat. 1	at Akron *	W	9-8	CRUMB (W 3-0)
Sun. 2	at Akron *	L	7-6	THOMPSON (L 2-2)
Fri. 7	at Ohio *	L	5-1	MYE (L 3-6)
Sat. 8	at Ohio *	L	17-5	MIVILLE-DESC (L 3-6)
Sun. 9	at Ohio *	L	12-5	EDWARDS (L 0-5)
Fri. 14	Miami (Ohio) *	W	16-10	MYE (W 4-6)
Sat. 15	Miami (Ohio) *	W	3-2	MIVILLE-DESC (W 4-6)
Sun. 16	Miami (Ohio) *	W	5-1	EDWARDS (W 1-5)
Fri. 21	at Bowling Green *	L	10-8	MYE (L 4-7)
Sat. 22	at Bowling Green *	L	13-7	MIVILLE-DESC (L 4-7)
Sun. 23	at Bowling Green *	L	9-8	THOMPSON (L 2-3)



2010 OVERALL INDIVIDUAL BATTING STATISTICS

PLAYER	AVG	GP-GS	AB	R	H	2B	3B	HR	RBI	TB	SLG%	BB	HBP	SO	GDP	OB%	SF	SH	SB-ATT	PO	A	E	FLD%
SKONIECZKI, Adam	.370	52-52	200	40	74	13	2	6	42	109	.545	23	6	32	1	.444	3	1	13-16	146	3	5	.968
PIZZUTO, Bobby	.344	43-41	157	32	54	9	0	1	32	66	.420	18	8	18	1	.437	0	7	15-20	32	1	0	1.000
AGUSTIN, Brad	.343	51-51	201	59	69	17	1	8	39	112	.557	37	9	44	3	.462	2	0	18-19	102	159	12	.956
COCHRANE, Brad	.319	51-51	216	38	69	21	0	7	49	111	.514	16	6	30	2	.382	0	2	1-2	98	38	4	.971
ROSENBECK, Jacob	.318	51-51	198	39	63	18	0	6	45	99	.500	23	5	16	2	.394	5	1	3-4	67	134	21	.905
BALDOCK, Alex	.311	41-40	151	24	47	7	2	1	18	61	.404	13	3	31	2	.373	2	0	0-1	33	57	15	.857
NEFF, David	.294	40-38	136	36	40	6	1	1	23	51	.375	25	2	19	5	.409	1	2	4-4	89	7	3	.970
KARSTEDT, Charlie	.277	50-50	195	31	54	10	0	7	38	85	.436	20	3	28	2	.347	4	1	4-6	81	2	3	.965
LAWLER, ROB	.255	50-49	196	33	50	14	0	5	36	79	.403	15	3	39	3	.316	1	1	8-9	402	27	2	.995
PAPESH, Zach	.333	4-0	6	1	2	1	1	0	0	5	.833	0	0	1	0	.333	0	0	0-0	0	0	0	.000
MURPHY, Tom	.313	42-36	131	23	41	11	0	4	25	64	.489	17	1	33	1	.391	2	2	5-6	203	18	8	.965
TULLOCH, Ryan	.281	14-5	32	5	9	0	0	0	4	9	.281	0	1	8	0	.303	0	0	0-0	25	7	1	.970
KANZLER, Jason	.200	10-1	10	7	2	0	0	0	0	2	.200	0	2	4	0	.333	0	0	0-0	3	0	0	1.000
POLLOCK, Matt	.150	11-3	20	4	3	1	0	0	1	4	.200	0	1	7	1	.182	1	0	0-0	1	0	0	1.000
Totals	.312	52-52	1849	372	577	128	7	46	352	857	.463	207	50	310	23	.392	21	17	71-87	1307	518	82	.957
Opponents	.314	52-52	1787	407	562	115	9	57	371	866	.485	210	77	277	26	.404	29	17	51-72	1344	520	74	.962

2010 OVERALL INDIVIDUAL PITCHING STATISTICS

PLAYER	ERA	W-L	APP	GS	CG	SHO/CBO	SV	IP	H	R	ER	BB	SO	2B	3B	HR	AB	B/AVG	WP	HBP	BK	SFA	SHA
MYE, Chaz	6.35	4-7	13	13	0	0/0	0	78.0	101	61	55	25	54	21	1	10	323	.313	6	13	1	5	4
PULLYBLANK, Brian	7.35	4-3	23	3	0	0/0	1	52.2	60	47	43	24	44	19	1	10	214	.280	7	5	1	3	1
EDWARDS, Josh	7.65	1-5	14	12	0	0/0	0	62.1	88	63	53	25	23	9	1	12	259	.340	4	4	0	3	4
MIVILLE-DESCHENES	9.45	4-7	13	13	1	0/0	0	60.0	90	78	63	44	46	21	2	7	250	.360	11	18	0	4	4
BRYCE, Eric	4.38	1-0	6	2	0	0/0	0	12.1	12	6	6	12	5	2	0	0	47	.255	1	4	0	0	0
KLAUS, Mike	4.55	1-1	13	2	0	0/0	0	29.2	35	17	15	8	23	9	1	2	119	.294	3	8	0	4	0
HAINS, Jeffrey	5.71	2-1	17	0	0	0/0	1	41.0	43	28	26	20	28	8	1	4	159	.270	2	3	0	1	0
CRUMB, Kevin	5.89	3-0	21	1	0	0/0	5	44.1	45	33	29	17	22	10	0	5	173	.260	2	7	0	3	2
THOMPSON, Jeff	8.64	2-3	15	2	1	0/0	0	33.1	51	40	32	14	23	6	2	3	144	.354	5	10	1	4	2
BLACK, Gavin	9.92	1-1	8	2	0	0/0	0	16.1	25	20	18	12	5	8	0	2	70	.357	5	3	1	2	0
REINSTEIN, Jesse	18.00	0-1	3	2	0	0/0	0	6.0	12	14	12	9	4	2	0	2	29	.414	1	2	0	0	0
Totals	7.27	23-29	52	52	2	0/0	7	436.0	562	407	352	210	277	115	9	57	1787	.314	47	77	4	29	17
Opponents	6.35	29-23	52	52	5	2/1	9	448.0	577	372	316	207	310	128	7	46	1849	.312	36	50	5	21	17

2011 RETURNING BATTING/PITCHING SABERMETRIC ANALYSIS[#]

PLAYER	CLASS	RC	SecA	OPS
Alex Baldock	So.	22.32	.172	.777
Tom Murphy	So.	25.08	.336	.880
Ryan Tulloch	So.	2.53	.000	.584
Zach Papesh	So.	1.67	.500	1.166
Matt Pollock	So.	0.60	.050	.382

#Based on 2009-10 Stats

SABERMETRIC KEY:

RC Runs Created
SecA Secondary Average
OPS On Base + Slugging

PLAYER	CLASS	DICE	WHIP	BABIP
Eric Bryce	Sr.	2.40	1.95	.286
Kevin Crumb	Jr.	1.69	1.40	.269
Josh Edwards	Sr.	3.02	1.81	.334
Mike Klause	Sr.	0.34	1.45	.337
Jesse Reinstein	Sr.	8.00	3.50	.435
Jeff Thompson	Sr.	1.14	1.95	.393

#Based on 2009-10 Stats

SABERMETRIC KEY:

DICE Defense-independent component ERA
WHIP Walks+Hits Per IP
BABIP Batting average on balls in play



2010 MISCELLANEOUS INDIVIDUAL STATISTICS

PLAYER	GS	STARTS BY POSITION											STARTS IN BATTING ORDER								
		P	C	1B	2B	3B	SS	LF	CF	RF	OF	DH	1	2	3	4	5	6	7	8	9
SKONIECZKI, Adam	52	52	.	.	.	3	.	10	.	2	4	12	3	.
ROSENBECK, Jacob	51	14	37	26	7	12	3	3	.
COCHRANE, Brad	51	.	16	.	5	9	21	.	.	35	1	14	1	.	.	
AGUSTIN, Brad	51	.	.	.	36	.	15	49	.	2	
KARSTEDT, Charlie	50	36	14	.	.	.	9	6	23	11	1	.
LAWLER, ROB	49	.	.	49	1	16	1	1	20	4	6
PIZZUTO, Bobby	41	30	.	.	.	10	.	40	1
BALDOCK, Alex	40	.	.	.	11	27	2	2	8	7	23
NEFF, David	38	22	.	16	.	.	.	12	4	.	.	1	2	7	12
MURPHY, Tom	36	.	36	5	23	8
MIVILLE-DESCHENES	13	13
MYE, Chaz	13	13
EDWARDS, Josh	12	12
TULLOCH, Ryan	5	.	.	3	2	3	2
POLLOCK, Matt	3	3	3	.
PULLYBLANK, Brian	3	3
KLAUS, Mike	2	2
BLACK, Gavin	2	2
THOMPSON, Jeff	2	2
REINSTEIN, Jesse	2	2
BRYCE, Eric	2	2
CRUMB, Kevin	1	1
KANZLER, Jason	1	1	1

MULTIPLE HIT GAMES	2	3	4	5+	TOT
SKONIECZKI, Adam	13	7	2	-	22
COCHRANE, Brad	16	4	1	-	21
ROSENBECK, Jacob	14	4	2	-	20
KARSTEDT, Charlie	14	3	-	-	17
AGUSTIN, Brad	9	5	2	1	17
PIZZUTO, Bobby	7	5	3	-	15
NEFF, David	12	2	-	-	14
BALDOCK, Alex	12	2	-	-	14
MURPHY, Tom	11	1	-	-	12
LAWLER, ROB	7	3	-	-	10
TULLOCH, Ryan	1	1	-	-	2
TEAM	116	37	10	1	164

MULTIPLE RBI GAMES	2	3	4	5+	TOT
ROSENBECK, Jacob	9	1	1	2	13
COCHRANE, Brad	7	2	1	2	12
AGUSTIN, Brad	7	1	1	2	11
SKONIECZKI, Adam	8	1	-	1	10
KARSTEDT, Charlie	6	3	1	-	10
PIZZUTO, Bobby	9	1	-	-	10
LAWLER, ROB	5	3	-	1	9
MURPHY, Tom	4	1	-	-	5
NEFF, David	3	2	-	-	5
BALDOCK, Alex	2	2	-	-	4
TULLOCH, Ryan	-	1	-	-	1
TEAM	60	18	4	8	90

	BULLS OFFENSE BY INNING										
	1	2	3	4	5	6	7	8	9	EX	Total
BUFFALO	30	47	29	46	51	44	37	38	41	9	372
Opponents	51	45	64	31	50	58	52	39	17	0	407

2010 HITTING STREAKS

	Longest	Current*
AGUSTIN, Brad	17	2
SKONIECZKI, Adam	11	7
COCHRANE, Brad	9	9
MURPHY, Tom*	9	1
LAWLER, ROB	8	1
NEFF, David	8	1
ROSENBECK, Jacob	8	3
PIZZUTO, Bobby	7	1
KARSTEDT, Charlie	7	-
BALDOCK, Alex*	7	-
TULLOCH, Ryan*	4	1
KANZLER, Jason*	2	2
POLLOCK, Matt*	1	-
PAPESH, Zach*	1	1

*Active Player Will Carry Streak Into 2011



ALL-TIME SEASON RECORDS

Year-By-Year Results

YEAR	OVERALL	HOME	AWAY	NEUTRAL	HEAD COACH
1949	4-0	0-0	4-0	0-0	Jim Peelle
1950	2-5	1-2	1-3	0-0	Carl Pilarski
1951	6-3	3-2	3-1	0-0	Ed Muto
1952	8-2	5-1	3-1	0-0	Jim Peelle
1953	7-3	6-1	1-2	0-0	Jim Peelle
1954	2-8	2-2	0-6	0-0	Jim Peelle
1955	13-3	7-2	6-1	0-0	Jim Peelle
1956	6-5	4-2	2-3	0-0	Jim Peelle
1957	8-7	6-4	2-3	0-0	Jim Peelle
1958	10-6	7-3	3-3	0-0	Jim Peelle
1959	12-5	7-4	5-1	0-0	Jim Peelle
1960	14-2	10-0	4-2	0-0	Jim Peelle
1961	14-5	7-3	7-2	0-0	Jim Peelle
1962	14-6	9-1	5-5	0-0	Jim Peelle
1963	15-3	9-0	5-2	1-1	Jim Peelle
1964	13-5	6-2	7-1	0-2	Jim Peelle
1965	9-3	5-3	4-0	0-0	Jim Peelle
1966	12-3	6-0	6-3	0-0	Jim Peelle
1967	16-1	10-1	6-0	0-0	Jim Peelle
1968	19-6-1	6-2	13-4-1	0-0	Bill Monkarsh
1969	14-16	4-2	8-13	2-1	Bill Monkarsh
1970	14-14-1	8-3	6-11-1	0-0	Bill Monkarsh
1971	20-12	9-1	11-7	0-4	Bill Monkarsh
1972	19-15-1	7-0	11-14-1	1-1	Bill Monkarsh
1973	20-13	8-2	6-5	6-6	Bill Monkarsh
1974	26-12-1	17-3	6-4	3-5-1	Bill Monkarsh
1975	14-22	7-3	6-13	1-6	Bill Monkarsh
1976	26-15	13-1	7-5	6-9	Bill Monkarsh
1977	24-20	7-3	11-15	6-2	Bill Monkarsh
1978	27-19	18-9	1-5	8-5	Bill Monkarsh
1979	25-16	5-1	16-11	4-4	Bill Monkarsh
1980	32-13	15-1	13-8	4-4	Bill Monkarsh
1981	22-15	7-1	13-8	2-6	Bill Monkarsh
1982	17-16	8-4	8-12	1-0	Ray Borowicz
1983	20-8	10-1	8-4	2-3	Ray Borowicz
1984	10-22	4-6	6-16	0-0	Ray Borowicz
1985	13-29	6-10	7-18	0-1	Ray Borowicz
1986	18-21	6-8	12-13	0-0	Ray Borowicz
1987	18-20	8-6	10-12	0-2	Ray Borowicz
2000	12-35	2-7	7-18	3-10	Bill Breene
2001	11-39	3-14	6-16	2-9	Bill Breene
2002	16-28	5-5	11-23	0-0	Bill Breene
2003	16-37	9-12	7-25	0-0	Bill Breene
2004	15-39	6-10	8-28	1-1	Bill Breene
2005	19-30-1	6-8-1	12-21	1-1	Bill Breene
2006	15-37	6-10	9-26	0-1	Bill Breene
2007	16-35	10-10	6-24	0-1	Ron Torgalski
2008	14-38	9-8	3-26	2-4	Ron Torgalski
2009	20-35	8-10	6-23	6-2	Ron Torgalski
2010	22-30	7-10	15-20	0-0	Ron Torgalski
2011	0-0	0-0	0-0	0-0	Ron Torgalski
51 seasons	759-781-5	354-204-1	343-487-3	62-91-1	

UB TEAM RECORDS

SEASON RECORDS

Most Games Played	55 (2009)
Most Wins	32 (1980)
Most Losses	39 (2001, 2004)
Home Wins	18 (1978)
Home Losses	14 (2001)
Road Wins	20 (1979)
Road Losses	28 (2004)

STREAKS

Winning Streak	
One Season	13 (1980, 1963)
Overall	15 (1962-63)
Losing Streak	18 (2007)
Home Win Streak	17 (1962-64)
Home Losing Streak	6 (2001, 2003)
Road Win Streak	7 (1964, 65-66, 79)
Road Losing Streak	15 (2007)

GAME RECORDS

Most Runs Scored	28
	Niagara (2010)
*Most Runs Scored	35
	Hilbert (2009)
Most Given Up	28
	Clemson (1969)
Largest Win Margin	23
	24-1 vs Rochester Tech (1955)
*Largest Win Margin	30
	35-5 vs Hilbert (2009)
Largest Loss Margin	27
	28-1 vs Clemson (1969)

HITTING

At Bats	1933 (2009)
Batting Average361 (1976)
Hits	591 (2009)
Runs	424 (2009)
Doubles	132 (2009)
Triples	35 (1980)
Home Runs	46 (2010)
Total Bases	874 (2009)
RBI's	384 (2009)
Stolen Bases	119 (1976)

PITCHING

Innings Pitched	457.0 (2009)
ERA (lowest)	1.20 (1966)
Complete Games	15 (1980, 85, 86)
Shutouts	10 (1980)
Saves	13 (1978)
Strikeouts	358 (2009)

* Six-inning contest

COACHING HISTORY

COACH	YEARS	# YEARS	W	L	T	PCT.
Bill Monkarsh	1968-81	14	302	208	4	.591
Jim Peelle	1949, 52-67	17	177	67	0	.725
Bill Breene	2000-06	7	104	255	1	.289
Ray Borowicz	1982-87	6	96	116	0	.453
Ron Torgalski	2007-present	5	72	138	0	.343
Ed Muto	1951	1	6	3	0	.667
Carl Pilarski	1950	1	2	5	0	.286
51 seasons	1949-87, 00-pres.	51	759	781	5	.494



Bill Monkarsh



Jim Peelle

All records included in this media guide were compiled through research of available records and statistics and may not be complete. Please contact the UB Baseball Office or the UB Athletic Communications Office for any corrections. We apologize for any inconsistencies and thank you for your cooperation.

ALL-TIME TEAM BATTING STATISTICS

YEAR	G	AVG	AB	R	H	2B	3B	HR	TB	RBI	BB	SO	SB	SBA
2011	-	-	-	-	-	-	-	-	-	-	-	-	-	-
2010	52	.312	1849	372	577	128	7	46	857	352	207	310	71	87
2009	55	.306	1933	424	591	132	23	35	874	384	253	334	69	81
2008	52	.266	1726	243	459	82	9	28	643	224	199	348	37	54
2007	50	.261	1729	260	452	75	9	5	560	213	206	367	59	79
2006	52	.265	1788	250	474	97	10	36	699	229	148	365	23	32
2005	50	.275	1663	262	457	74	14	31	652	236	161	305	19	34
2004	54	.261	1812	250	473	95	15	21	661	224	158	367	21	32
2003	53	.260	1662	241	432	71	13	26	607	204	163	321	22	32
2002	44	.281	1435	258	403	72	6	28	571	233	135	271	36	50
2001	50	.270	1609	279	435	91	3	41	655	252	202	432	19	32
2000	47	.254	1337	188	340	60	10	24	492	168	156	349	23	37
<i>No program 1988 - 1999</i>														
1987	38	.294	1122	212	329	49	18	8	438	180	137	209	34	48
1986	39	.271	1081	212	293	50	9	24	433	182	142	193	81	98
1985	42	.264	1222	192	322	46	18	14	446	162	160	228	40	56
1984	32	.212	886	129	188	26	6	15	271	104	156	184	15	29
1983	28	.306	829	155	254	54	5	16	366	143	118	132	29	41
1982	33	.339	943	225	320	62	12	23	475	213	131	136	32	--
1981	37	.318	1117	232	355	60	24	11	496	196	193	138	92	111
1980	45	.337	1340	336	451	74	35	18	649	271	222	121	86	118
1979	41	.336	1254	284	421	57	21	29	607	263	187	171	114	140
1978	43	.306	1256	266	384	49	18	17	520	226	214	146	77	95
1977	44	.296	1316	248	389	48	12	17	512	218	232	196	77	177
1976	41	.361	1194	262	431	55	22	21	593	257	193	168	119	158
1975	36	.294	1077	185	317	52	14	13	436	168	191	149	71	--
1974	39	.305	1184	228	361	72	14	13	500	210	173	166	69	--
1973	33	.280	1082	188	303	44	11	12	405	157	152	213	53	--
1972	35	.289	1019	186	295	48	13	20	429	170	158	223	46	--
1971	32	.251	957	160	240	29	8	9	312	126	131	189	50	--
1970	29	--	--	--	--	--	--	--	--	--	--	--	--	--
1969	17	.236	516	80	121	18	4	4	159	61	66	89	24	--
1968	20	.295	552	114	163	25	8	6	215	95	79	127	48	--
1967	17	.237	256	49	61	10	7	2	91	38	35	58	15	17
1966	13	.338	302	100	102	9	7	5	140	92	66	52	14	21
1965	12	.279	401	105	112	18	6	4	154	92	91	78	13	15
1964	18	.295	550	133	162	17	12	10	233	110	80	120	33	34
1963	16	.309	544	153	168	36	10	6	242	122	78	91	19	23
1962	20	.291	716	140	208	26	16	4	278	125	100	131	30	37
1961	19	.260	614	132	160	22	8	2	204	108	112	139	38	45
1960	16	.316	544	144	172	27	12	6	241	126	84	120	23	27
1959	17	--	--	--	--	--	--	--	--	--	--	--	--	--
1958	16	.258	546	114	141	18	7	4	185	89	92	144	--	--
1957	15	.255	502	95	128	15	9	1	164	64	71	96	--	--
1956	11	.240	337	86	81	--	--	--	--	73	--	--	--	--
1955	16	.265	563	135	149	18	7	5	196	102	90	94	22	--
1954	10	.207	368	31	75	--	--	--	--	--	--	--	--	--
1953	10	.290	341	83	99	12	7	2	131	--	55	67	--	--
1952	10	.286	343	--	98	--	--	--	--	--	--	--	--	--
1951	9	--	--	--	--	--	--	--	--	--	--	--	--	--
1950	7	--	--	--	--	--	--	--	--	--	--	--	--	--
1949	4	--	--	--	--	--	--	--	--	--	--	--	--	--

UB BASEBALL FACT:

— Two All-American Awards and a National Batting Title Highlight Hansen's Career —

For a three-year period, from 1966-68, Brian Hansen was an offensive tornado, hitting more than .500 twice, driving in 47 runs and scoring 54, all with only 168 at bats. The Bulls played only 58 games in his three years. As a sophomore, Hansen batted .511 (21-for-41) with 13 runs and 14 RBIs, a precursor of what was to come. As a junior, he led the NCAA with a .533 average (32-for-60) as UB went 16-1. He added six doubles, a triple, 21 runs and 21 RBIs on his way to College Division All-American honors. As a senior, he continued the success with a .477 average (32-for-67), 21 runs, 15 RBIs and even 10 stolen bases to earn All-America honors again. He was drafted by the Phillies after the season.



ALL-TIME TEAM PITCHING STATISTICS


YEAR	G	ERA	W	L	SV	CG	SHO	IP	H	R	ER	BB	SO	WP	HBP	BK
2011	-	-	-	-	-	-	-	-	-	-	-	-	-	-	-	-
2010	52	7.27	22	30	7	2	0	436.0	562	407	352	210	277	47	77	4
2009	55	8.49	20	35	6	1	0	457.0	625	511	431	294	358	72	63	11
2008	52	6.48	14	38	6	3	2	429.0	533	373	309	224	297	33	45	6
2007	50	5.85	16	35	5	3	0	436.2	542	340	284	224	303	35	55	7
2006	52	6.67	15	37	8	1	0	430.2	589	421	319	205	335	35	52	9
2005	50	5.70	19	30	5	9	5	410.1	479	313	260	219	284	48	45	6
2004	54	7.60	15	39	6	2	1	432.0	552	412	365	267	296	31	70	8
2003	53	6.65	16	37	3	7	0	411.2	499	366	304	258	255	56	36	2
2002	44	7.80	16	28	6	8	0	341.2	448	356	296	220	280	59	43	12
2001	50	9.44	11	39	0	10	0	396.2	605	489	416	233	287	65	43	2
2000	47	7.21	12	35	3	9	2	331.0	435	323	265	216	234	53	35	3
<i>No program 1988 - 1999</i>																
1987	38	6.21	18	20	3	2	1	271.0	330	250	187	161	165	23	9	2
1986	39	6.65	18	21	3	15	0	268.0	329	244	198	147	181	25	6	2
1985	42	5.75	13	29	3	15	3	289.2	336	243	185	168	231	28	14	1
1984	32	6.50	10	22	2	9	0	227.0	285	242	164	138	151	11	10	2
1983	28	4.60	20	8	4	13	2	201.1	198	154	103	116	151	5	8	3
1982	33	6.01	17	16	4	14	1	223.0	261	198	149	168	166	19	13	2
1981	37	3.77	22	15	1	11	2	274.2	217	162	115	152	211	17	13	1
1980	45	3.73	32	13	3	15	10	328.1	303	198	136	155	287	22	10	8
1979	41	3.78	25	16	3	11	4	312.0	293	187	131	148	231	12	14	3
1978	43	4.02	24	18	13	7	2	315.1	304	186	141	194	289	12	7	1
1977	44	4.92	24	20	9	10	3	340.0	343	252	186	238	263	30	9	3
1976	41	3.97	26	15	4	10	4	304.0	269	185	134	228	270	14	12	1
1975	36	4.04	14	22	3	8	3	271.2	244	203	122	211	199	16	25	3
1974	39	4.01	26	12	6	10	7	305.1	256	172	136	242	252	31	18	5
1973	33	2.75	20	13	11	7	4	277.2	237	140	85	172	236	29	14	3
1972	35	3.65	19	15	--	13	3	261.2	257	156	106	120	248	18	11	2
1971	32	2.37	20	12	--	8	4	251.0	171	104	66	109	210	2	3	0
1970	29	--	14	14	--	4	--	--	--	104	--	--	--	--	--	--
1969	17	2.58	10	7	--	5	3	136.0	115	78	39	73	112	11	4	--
1968	20	1.83	16	5	--	6	3	152.2	107	41	31	65	167	--	--	--
1967	17	1.80	16	1	--	4	2	135.0	90	35	27	54	138	6	7	2
1966	13	1.20	10	3	--	--	--	75.0	46	16	10	24	108	--	4	1
1965	12	2.86	9	3	--	--	--	104.0	72	50	33	52	105	--	3	2
1964	18	1.67	13	5	--	--	--	156.0	90	67	29	86	175	--	7	1
1963	16	--	14	2	--	--	--	--	--	--	--	--	--	--	--	--
1962	20	--	14	6	--	--	--	--	--	--	--	--	--	--	--	--
1961	19	2.09	14	5	--	--	--	159.2	116	59	37	66	131	--	7	0
1960	16	2.94	14	2	--	--	--	137.2	102	56	45	76	128	--	5	--
1959	17	--	12	5	--	--	--	--	--	--	--	--	--	--	--	--
1958	16	3.79	10	6	--	--	--	95.0	--	84	40	50	87	--	--	--
1957	15	3.53	8	7	--	--	--	125.0	99	75	49	75	128	--	--	--
1956	11	--	7	4	--	--	--	92	--	--	--	52	68	--	--	--
1955	16	--	13	3	--	--	--	--	--	--	--	--	--	--	--	--
1954	10	--	2	8	--	--	--	--	--	--	--	--	--	--	--	--
1953	10	--	7	3	--	--	--	--	--	--	--	--	--	--	--	--
1952	10	--	8	2	--	--	--	--	--	--	--	--	--	--	--	--
1951	9	--	6	3	--	--	--	--	--	--	--	--	--	--	--	--
1950	7	--	2	5	--	--	--	--	--	--	--	--	--	--	--	--
1949	4	--	4	0	--	--	--	--	--	--	--	--	--	--	--	--



ALL-TIME SINGLE-SEASON BATTING RECORDS




JOE MIHALICS



JOHN BUSZKA



BRYAN SANCHEZ



PAT RAIMONDO

HIGHEST BATTING AVG.

(minimum 75 AB)

1. (.517) - John Buszka (60-116) - 1976
2. (.464) - Mike Groh (58-125) - 1978
3. (.457) - Mike Dixon (63-138) - 1977
4. (.446) - Paul Daddario (41-92) - 1983
5. (.436) - Rudy Pettiford (48-110) - 1982
6. (.432) - Joe Piscotty (57-132) - 1973
7. (.429) - John Pederson (60-140) - 1979
8. (.424) - Bob Amico (56-132) - 1976
9. (.417) - Rich Magliazzo (55-132) - 1974
10. (.414) - Gene Dudek (41-99) - 1982

HIGHEST SLUGGING PCT.

(minimum 75 AB)

1. (.718) - Rudy Pettiford (110) - 1982
2. (.707) - John Buszka (116) - 1976
3. (.680) - Ron Couche (122) - 1979
4. (.664) - Gregg Miller (125) - 1981
5. (.663) - Phil Ganci (95) - 1979
6. (.652) - Bob Amico (132) - 1976
7. (.652) - Paul Daddario (92) - 1983
8. (.638) - Mike Dixon (138) - 1977
9. (.621) - Rich Magliazzo (132) - 1974
10. (.613) - Bryan Sanchez (168) - 2001

HIGHEST ON BASE PCT.

(minimum 75 AB)

1. (.610) - Mike Groh (125) - 1978
2. (.603) - John Buszka (116) - 1976
3. (.540) - Mike Dixon (138) - 1977
4. (.525) - Mike Groh (94) - 1976
5. (.514) - Jim Mary (77) - 1983
6. (.510) - Ron Couche (122) - 1979
7. (.510) - Paul Daddario (92) - 1983
8. (.508) - Dave Rosenhahn (146) - 1980
9. (.508) - Gene Dudek (96) - 1979
10. (.503) - Scottt Raimondo (114) - 1978

GAMES PLAYED

1. 55 - Chris Ciesla (2009)
2. 54 - James Kingsley (2004)
3. 54 - Joe Mihalics (2004)
4. 54 - Andrew Wengert (2004)
5. 53 - Brad Agustin (2009)
6. 53 - Adam Skonieczki (2009)
7. 53 - Adrian Daniels (2003)
8. 52 - Brad Agustin (2006)
9. 52 - Joe Mihalics (2003)
10. 52 - Phil Vanhorne (2003)
11. 52 - Nick Walczak (2008)

AT BATS

1. 226 - Chris Ciesla (2009)
2. 219 - Adam Skonieczki (2009)
3. 218 - Joe Mihalics (2004)
4. 211 - James Kingsley (2004)
5. 205 - Brad Agustin (2006)
6. 205 - Chris Ciesla (2008)
7. 204 - James Kingsley (2006)
8. 201 - Charlie Karstedt (2009)
9. 201 - Brad Agustin (2010)
10. 199 - Mike Folli (2006)

RUNS SCORED

1. 59 - Brad Agustin (2010)
2. 50 - Adam Skonieczki (2009)
3. 49 - Chris Ciesla (2009)
4. 44 - Pat Raimondo (1980)
5. 43 - Brad Agustin (2009)
6. 43 - Mike Groh (1978)
7. 43 - Joe Mihalics (2004)
8. 42 - Mike Dixon (1977)
9. 42 - Jim Mary (1976)
10. 41 - Mike Folli (2005)

HITS

1. 84 - Chris Ciesla (2009)
2. 76 - Joe Mihalics (2004)
3. 74 - Adam Skonieczki (2009)
4. 74 - Adam Skonieczki (2010)
5. 70 - James Kingsley (2004)
6. 70 - James Kingsley (2006)
7. 69 - Eric Huber (2001)
8. 69 - Brad Agustin (2010)
9. 69 - Brad Cochrane (2010)
10. 65 - Mike Folli (2007)
11. 65 - Joe Mihalics (2003)

DOUBLES

1. 21 - Brad Cochrane (2010)
2. 20 - James Kingsley (2004)
3. 18 - Chris Ciesla (2009)
4. 18 - Jacob Rosenbeck (2010)
5. 17 - Brad Agustin (2010)
6. 16 - Rob Lawler (2009)
7. 16 - Adam Skonieczki (2009)
8. 16 - Gary Cox (1974)
9. 15 - James Kingsley (2006)
10. 15 - Gregg Miller (1981)

TRIPLES

1. 11 - Pat Raimondo (1980)
2. 10 - Rudy Pettiford (1981)
3. 7 - Bob Amico (1976)
4. 6 - **Charlie Karstedt (2009)**
5. 6 - Jeff Brummer (1987)
6. 6 - Pat Raimondo (1978)
7. 5 - Joe Mihalics (2004)
8. 5 - Rudy Pettiford (1980)
9. 5 - Dave Rosenhahn (1980)
10. 5 - Mark Terry (1986)

HOME RUNS

1. 12 - James Kingsley (2005)
2. 12 - Bryan Sanchez (2001)
3. 11 - Bryan Sanchez (2000)
4. 9 - Marty Cerny (1986)
5. 9 - Dan Quinn (2006)
6. 8 - Corey Blair (2002)
7. 8 - Ron Couche (1979)
8. 8 - Phil Ganci (1979)
9. 8 - Bryan Sanchez (2003)
10. 8 - Brad Agustin (2010)
11. 7 - Brad Agustin (2006)
12. 7 - James Kingsley (2006)
13. 7 - Dan Quinn (2005)

RUNS BATTED IN

1. 50 - James Kingsley (2005)
2. 49 - Brad Cochrane (2010)
3. 46 - Charlie Karstedt (2009)
4. 46 - Bryan Sanchez (2001)
5. 44 - Chirs Ciesla (2009)
6. 42 - Adam Skonieczki (2010)
7. 41 - Terry O'Grady (1987)
8. 41 - Dave Rosenhahn (1980)
9. 40 - Rob Lawler (2009)
10. 40 - John Buszka (1976)
11. 40 - James Kingsley (2004)
12. 40 - Rudy Pettiford (1982)

TOTAL BASES

1. 120 - Chris Ciesla (2009)
2. 115 - James Kingsley (2004)
3. 112 - Brad Agustin (2010)
4. 111 - Brad Cochrane (2010)
5. 110 - James Kingsley (2005)
6. 110 - James Kingsley (2006)
7. 109 - Joe Mihalics (2004)
8. 109 - Adam Skonieczki (2010)
9. 103 - Bryan Sanchez (2001)
10. 102 - Adam Skonieczki (2009)

WALKS

1. 47 - Mike Groh (1978)
2. 37 - Brad Agustin (2010)
3. 36 - Brad Agustin (2009)
4. 35 - Mike Groh (1977)
5. 35 - Gene Dudek (1981)
6. 34 - Phil Ganci (1977)
7. 34 - Bryan Sanchez (2001)
8. 33 - Dave Rosenhahn (1980)
9. 30 - Gene Dudek (1980)
10. 30 - Jim Lalayanis (1974)
11. 30 - Paul Mary (1983)

STRIKEOUTS

1. 54 - Eric Flynn (2007)
2. 52 - Bryan Sanchez (2000)
3. 46 - Adrian Daniels (2001)
4. 46 - Eric Flynn (2006)
5. 46 - Tim Sova (2001)
6. 45 - James Kingsley (2004)
7. 44 - Charlie Karstedt (2009)
8. 44 - Adrian Daniels (2000)
9. 44 - Brad Agustin (2010)
10. 43 - Kevin Brown (2001)

STOLEN BASES

1. 37 - Bob Amico (1976)
2. 24 - Jim Wojcik (1979)
3. 23 - Pat Raimondo (1980)
4. 19 - Jim Lalayanis (1974)
5. 19 - Pat Raimondo (1978)
6. 19 - Jim Wojcik (1978)
7. 18 - John Pederson (1979)
8. 18 - Brad Agustin (2010)
9. 17 - Mike Burg (1976)
10. 16 - Pat Raimondo (1979)



ALL-TIME RECORDS



Andrew Wengert



Mark Leslie



Mike Flaherty

INDIVIDUAL GAME RECORDS

OFFENSIVE

At bats - (7)
Most Recent: Five players at Ohio 4/28/02

Runs - (5)
Most Recent: Jim Wojcik at Florida Int'l 3/26/78

Hits - (5)
Most Recent: Brian Randazzo vs. Hilbert(6) 4/1/09

RBI's - (10)
Pete Hammerl vs. Canisius 5/5/82

Doubles - (3)
Most Recent: Gregg Miller vs. Canisius 5/6/83

Triples - (2)
Most Recent: Charlie Karstedt vs Niagara 4/8/09

Home Runs - (2)
Most Recent: Rob Lawler vs. BGSU 5/8/09

Total Bases - (15)
Jim Wojcik at Florida Int'l 3/26/78
(Two doubles, one triple, two home runs)

Walks (4)
Most Recent: Eric Flynn vs Niagara 4/8/09

HBP (3)
Most Recent: David Amaro at Akron 4/3/04

Stolen Bases (4)
John Pedersen at Colgate 4/30/79

PITCHING
Strikeouts - (21)
Jim Riedel vs. Geneseo 4/19/73

Walks - (9)
Anthony Puccia vs. Pittsburgh 3/9/00

DEFENSE
Putouts- C - (21)
Gary Cox vs. Geneseo 4/30/74

Assists (11)
J. Rosenbeck vs. C. Michigan 3/30/08

Errors - (3)
Most Recent: Brad Agustin vs. Ohio 4/22/06

TEAM GAME RECORDS

OFFENSIVE

At bats (58) vs. Xavier 3/10/81

Runs (35) vs. Hilbert (6) 4/1/09
(28) vs. Niagara (9) 4/21/10

Hits (34) vs. Hilbert (6) 4/1/09
(29) vs. Niagara (9) 4/21/10

RBI's (35) vs. Hilbert (6) 4/1/09
(27) vs. Niagara (9) 4/21/10

Doubles (10) vs. Niagara 4/26/06

Triples (4) vs. Niagara 4/8/09

Home Runs (6) at Ohio 4/28/02

Total Bases (55) vs. Hilbert (6) 4/1/09
(47) vs. Niagara (9) 4/26/06

Walks (16) vs. Canisius 5/5/71

Hit By Pitch (5) Multiple times vs. Akron 4/3/04

Strikeouts (16) vs. E. Michigan 3/31/07

Stolen Bases (12) vs. Canisius 5/7/77

PITCHING
Strikeouts (21) vs. Geneseo 4/19/73

Walks **(16) vs. Fresno State 3/8/09**

Wild pitches (5) Multiple times **vs. Miami (OH) 4/17/09**

DEFENSE
Putouts (42) Two times vs. Xavier 3/10/81
vs. Le Moyne 3/29/07

Assists (25) vs. Ohio 4/22/05

Errors (8) at Ohio 4/28/02

Double Plays (6) vs. Stony Brook 5/7/00

TEAM SEASON RECORDS

OFFENSIVE

Hits	591	55 games	2009
Doubles	132	55 games	2009
Triples	35	45 games	1980
Home Runs	46	52 games	2010
Runs	424	55 games	2009
RBI	384	55 games	2009
Total Bases	874	55 games	2009
SBs	119	41 games	1976
	(158 attempts)		
At Bats	1933	55 games	2009
LOB	426	54 games	2004
Walks	253	55 games	2009
Strikeouts	432	50 games	2001
BA	.361	41 games	1976
	(431-of-1194 -1st NCAA D-I)		
Slugging	.504	33 games	1982
	(223-1b, 62-2b, 12-3b, 23-HR, 943-ab)		

PITCHING

Innings	457.0	55 games	2009
Complete Games	15	39 games	1986
		42 games	1985
		45 games	1980
Saves	13	46 games	1978
Shutouts	10	45 games	1980
Most Strikeouts	358	55 games	2009*
Fewest Walks	205	52 games	2006*
Fewest Hits	435	47 games	2000*
Fewest Runs	313	50 games	2005*
Best Staff ERA	1.20	13 games	1966

DEFENSE

Percentage	.962	54 games	2004
		(71 E, 1885 TC)	
Putouts	1371	55 games	2009
Assists	549	55 games	2009
Fewest Errors	26	12 games	1965
Most Errors	98	50 games	2001
Double Plays	49	53 games	2003

MISCELLANEOUS

Games Played	54	Won 15, Lost 39	2004
Winning %	1.000	4 games (4-0)	1949
Most Wins	32	45 games (32-13)	1980
Most Losses	39	54 games (15-39)	2004
		50 games (11-39)	2001
Winning Streak	15		1962-63
Losing Streak	18		2007


* Since program's reinstatement to Division I (2000)




ALL-TIME CAREER RECORDS




BRAD AGUSTIN



GENE DUDEK



BRANDON DICESARE



RON COUCHE

HIGHEST BATTING AVG. *

1. (.412) - Rick Albert - 1971-72
2. (.402) - Paul Daddario - 1981-83
3. (.400) - Rich Magliazzo - 1973-74
4. (.394) - Bob Amico - 1975-76
5. (.392) - Joe Piscotty - 1971-73
6. (.391) - Joe Ward - 1978-81
7. (.385) - Pat Raimondo - 1978-80
8. (.376) - Dave Rosenhahn - 1979-81
9. (.370) - Mike Dixon - 1974-77
10. (.367) - Mike Groh - 1975-78

HIGHEST SLUGGING PCT. *

1. (.586) - Ron Couche - 1978-79
2. (.580) - Rich Magliazzo - 1973-74
3. (.576) - Dave Rosenhahn - 1979-81
4. (.564) - Rudy Pettiford - 1979-82
5. (.556) - Bob Amico - 1975-76
6. (.551) - Mike Dixon - 1974-77
7. (.551) - Pat Raimondo - 1978-80
8. (.547) - Gregg Miller - 1979,81-83
9. (.542) - Paul Daddario - 1981,83
10. (.539) - James Kingsley - 2003-06

HIGHEST ON BASE PCT. *

1. (.508) - Mike Groh - 1975-78
2. (.483) - Rich Magliazzo - 1973-74
3. (.483) - Rick Albert - 1971-72
4. (.477) - Dave Rosenhahn - 1979-81
5. (.476) - Joe Piscotty - 1971-73
6. (.475) - Paul Daddario - 1981,83
7. (.475) - Pat Raimondo - 1978-80
8. (.473) - Gene Dudek - 1979-82
9. (.466) - Bob Amico - 1975-76
10. (.459) - Joe Ward - 1978-81

MOST GAMES PLAYED

1. 204 - Brad Agustin - 2006-10
2. 193 - Adam Skonieczki - 2007-10
3. 192 - Joe Mihalics - 2002-05
4. 188 - Phil Vanhorne - 2002-05
5. 183 - Bryan Sanchez - 2000-03
- 183 - Brandon DiCesare - 2000-03
- 183 - Jacob Rosenbeck - 2006-10
8. 176 - James Kingsley - 2003-06
9. 171 - Adrian Daniels - 2000-03
10. 160 - Bobby Pizzuto - 2007-10

AT BATS

1. 793 - Brad Agustin - 2006-10
2. 729 - Joe Mihalics - 2002-05
3. 720 - Adam Skonieczki - 2007-10
4. 706 - Phil Vanhorne - 2002-05
5. 667 - Jacob Rosenbeck - 2006-10
6. 659 - James Kingsley - 2003-06
7. 615 - Chris Ciesla - 2005-09
8. 611 - Brandon DiCesare - 2000-03
- 583 - Bryan Sanchez - 2000-03
10. 571 - Mike Folli - 2005-06

RUNS SCORED

1. 168 - Brad Agustin - 2006-10
2. 142 - Jacob Rosenbeck - 2006-10
3. 136 - Joe Mihalics - 2002-05
4. 130 - Adam Skonieczki - 2007-10
5. 127 - Gene Dudek - 1979-82
6. 125 - Rudy Pettiford - 1979-82
7. 115 - Phil Vanhorne - 2002-05
8. 115 - Bryan Sanchez - 2000-03
9. 108 - Brandon DiCesare - 2000-03
10. 107 - James Kingsley - 2003-06

HITS

1. 241 - Brad Agustin - 2006-10
2. 234 - Joe Mihalics - 2002-05
3. 231 - Adam Skonieczki - 2007-20
4. 214 - James Kingsley - 2003-06
5. 195 - Chris Ciesla - 2005-09
6. 195 - Phil Vanhorne - 2002-05
7. 186 - Jacob Rosenbeck - 2006-10
8. 183 - Mike Folli - 2005-07
9. 173 - Brandon DiCesare - 2000-03
10. 159 - Rudy Pettiford - 1979-82
- 159 - Bryan Sanchez - 2000-03

DOUBLES

1. 50 - James Kingsley - 2003-06
2. 48 - Brad Agustin - 2006-10
3. 42 - Jacob Rosenbeck - 2006-10
4. 40 - Adam Skonieczki - 2007-10
5. 39 - Brandon DiCesare - 2000-03
6. 38 - Chris Ciesla - 2005-09
7. 36 - Gregg Miller - 1979,81-83
8. 34 - Charlie Karstedt - 2006-10
9. 33 - Bryan Sanchez - 2000-03
- 33 - David Amaro - 2003-06
- 33 - Mike Folli - 2005-07

TRIPLES

1. 19 - Rudy Pettiford - 1979-82
- 19 - Pat Raimondo - 1978-80
3. 12 - Joe Mihalics - 2002-05
- 12 - Dave Rosenhahn - 1979-81
- 12 - Mark Terry - 1985-87
6. 8 - Charlie Karstedt - 2006-prs
- 8 - Gene Dudek - 1979-82
- 8 - Scott Raimondo - 1977-80
- 8 - Adam Skonieczki - 2007-10
10. 7 - Mike Folli - 2005-07
- 7 - Adrian Daniels - 2000-03

HOME RUNS

1. 38 - Bryan Sanchez - 2000-03
2. 27 - James Kingsley - 2002-05
3. 20 - Brad Agustin - 2006-10
4. 17 - Marty Cerny - 1983-86
5. 13 - Mike Dixon - 1974-77
- 13 - Jim Wojcik - 1977-79
- 13 - Jacob Rosenbeck - 2006-10
8. 12 - Phil Ganci - 1976-79
- 12 - Rudy Pettiford - 1979-82
10. 11 - Corey Blair - 2001-02
- 11 - Adam Skonieczki - 2007-10
- 11 - Charlie Karstedt - 2006-10

RUNS BATTED IN

1. 138 - James Kingsley - 2003-06
2. 137 - Bryan Sanchez - 2000-03
3. 135 - Brad Agustin - 2006-10
4. 123 - Rudy Pettiford - 1979-82
5. 120 - Jacob Rosenbeck - 2006-10
6. 111 - Chris Ciesla - 2005-09
- 111 - Adam Skonieczki - 2007-10
7. 106 - Charlie Karstedt - 2006-10
8. 97 - Joe Mihalics - 2002-05
9. 94 - Gregg Miller - 1979,81-83
- 94 - Brandon DiCesare - 2000-03
- 94 - Bobby Pizzuto - 2007-10

TOTAL BASES

1. 355 - James Kingsley - 2002-05
- 355 - Brad Agustin - 2006-10
3. 320 - Adam Skonieczki - 2007-10
4. 318 - Joe Mihalics - 2002-05
5. 310 - Bryan Sanchez - 2000-03
6. 279 - Jacob Rosenbeck - 2006-10
7. 273 - Chris Ciesla - 2005-09
8. 251 - Rudy Pettiford - 1979-82
9. 248 - Mike Folli - 2005-07
10. 244 - Phil Vanhorne - 2002-05

WALKS

1. 117 - Mike Groh - 1975-78
2. 110 - Brad Agustin - 2006-10
3. 102 - Bryan Sanchez - 2000-03
- 102 - Gene Dudek - 1979-82
5. 85 - Jacob Rosenbeck - 2006-10
6. 73 - Mike Folli - 2005-07
7. 72 - Phil Ganci - 1976-79
8. 71 - Eric Flynn - 2006-09
- 71 - Mark Terry - 1985-87
- 71 - Adam Skonieczki - 2007-10

STRIKEOUTS

1. 162 - Eric Flynn - 2006-09
2. 151 - Bryan Sanchez - 2000-03
3. 149 - Adrian Daniels - 2000-03
4. 135 - Brad Agustin - 2006-10
5. 129 - James Kingsley - 2003-06
6. 109 - John Boom - 2002-05
- 109 - Adam Skonieczki - 2007-10
8. 108 - Brandon DiCesare - 2000-03
- 108 - Charlie Karstedt - 2006-10
10. 106 - Brian Zelasko - 2000-04

STOLEN BASES

1. 58 - Pat Raimondo - 1978-80
2. 53 - Jim Wojcik - 1977-79
3. 43 - Gene Dudek - 1979-82
- 43 - Bobby Pizzuto - 2007-10
5. 40 - Jim Lalayanis - 1971-74
6. 37 - Bob Amico - 1975-76
7. 36 - John Pederson - 1977-79
8. 35 - Brad Agustin - 2006-10
9. 33 - Rudy Pettiford - 1979-82
10. 32 - Scott Raimondo - 1977-80

* = minimum 200 AB

^ Stats updated through 9/23/10



ALL-TIME PITCHING RECORDS

SEASON RECORDS

CAREER RECORDS

EARNED RUN AVERAGE

- 0.43 - Jim Krawczyk - 1963
- 0.91 - Joe Hesketh - 1979
- 1.04 - Ken Rutkowski - 1968
- 1.17 - Bill Balfourt - 1971
- 1.44 - Gary Odachowski - 1972
- 1.78 - Jim Riedel - 1976
- 1.88 - Gerald Gergley - 1964
- 2.03 - Tony Nicometi - 1981
- 2.05 - Mike Klym - 1973
- 2.06 - Jim Krawczyk - 1961

WINS

- 9 - Bill Casbolt (9-5) - 1977
- 7 - Phil Rosenberg (7-4) - 1980
- 7 - Gary Odachowski (7-3) - 1972
- 7 - Dennis Howard (7-1) - 1980
- 6 - Ken Rutkowski (6-2) - 1968
- 6 - Jim Niewczyk (6-3) - 1976
- 6 - Joe Hesketh (6-1) - 1980
- 6 - Tony Kurtz (6-3) - 2005
- 6 - Jim Riedel (6-0) - 1973
- 5 - Jim Niewczyk (5-3) - 1973

SAVES

- 5 - Steve Geltz - 2006
- 5 - Steve Geltz - 2007
- 4 - Bill Casbolt - 1977
- 4 - Mike Klym - 1974
- 3 - Zach Anderson - 2009
- 3 - Tom Lieber - 1987
- 3 - Rick Maronski - 1983
- 3 - Sean McWilliams - 2004
- 3 - Sean McWilliams - 2005
- 3 - Jeff Robertson - 2000

APPEARANCES

- 24 - Zach Anderson - 2006
- 23 - Zach Anderson - 2009
- 23 - **Brian Pullyblank - 2010**
- 22 - Bill Casbolt - 1977
- 22 - Sean McWilliams - 2006
- 22 - Steve Geltz - 2006
- 21 - Dave Brozyna - 2004
- 21 - **Kevin Crumb - 2010**
- 20 - Sean McWilliams - 2005
- 20 - Adam Ruskowski - 2006
- 20 - Steve Geltz - 2007

STARTS

- 13 - P. Miville-Deschenes - 2009
- 13 - Chaz Mye - 2010
- 13 - P. Miville-Deschenes - 2010
- 13 - Sean McWilliams - 2006
- 13 - Shane Wolf - 2006
- 12 - Bill Casbolt - 1977
- 12 - Tyler Balentine - 2003
- 12 - Mike Radanovic - 2007
- 12 - Adam Ruskowski - 2007
- 12 - **Josh Edwards - 2010**

COMPLETE GAMES

- 7 - Dave Eberhard - 1986
- 6 - Marty Cerny - 1985
- 6 - Bill Casbolt - 1977
- 5 - Gary Odachowski - 1972
- 5 - Robert Strickland - 1985
- 5 - Joe Hesketh - 1979
- 4 - Joe Hesketh - 1980
- 4 - Mike Cahill - 1972
- 4 - Dennis Howard - 1980
- 4 - Peter Grimm - 1983

INNINGS PITCHED

- 92.2 - Bill Casbolt - 1977
- 88.0 - Sean McWilliams - 2006
- 80.2 - Mike Radanovic - 2007
- 78.0 - P. Miville-Deschenes - 2010
- 75.2 - Dan Kelly - 2004
- 75.2 - Adam Ruskowski - 2006
- 75.0 - Gary Odachowski - 1972
- 72.2 - Jeffrey Hains - 2008
- 70.0 - P. Miville-Deschenes - 2009
- 69.0 - Adam Ruskowski - 2007

STRIKEOUTS

- 82 - Bill Casbolt - 1977
- 79 - Gary Odachowski - 1972
- 74 - Jim Niewczyk - 1976
- 73 - Joe Hesketh - 1980
- 69 - Jim Riedel - 1973
- 66 - Jon Roth - 1972
- 66 - Sean McWilliams - 2006
- 63 - Ken Rutkowski - 1968
- 63 - Dave Eberhard - 1986
- 62 - John Buszka - 1974
- 62 - Mike Radanovic - 2007

SHUTOUTS

- 3 - Russ Brahms - 1980
- 3 - Don Griebner - 1980
- 3 - Joe Hesketh - 1980
- 3 - Dennis Howard - 1980
- 3 - Joe Hesketh - 1979
- 2 - Paul Habb - 1980
- 2 - Frank Jagoda - 1980
- 2 - Tony Nicometi - 1980
- 2 - Greg Orange - 1980
- 2 - Phil Rosenberg - 1980
- 2 - Dave Rosenhahn - 1980
- 2 - Bill Casbolt - 1977



Courtesy Boston Red Sox
Joe Hesketh

EARNED RUN AVERAGE*

- 1.34 - Ken Rutkowski - 1966-68
- 1.37 - Jim Krawczyk - 1961-63
- 1.39 - Gerald Gergley - 1960-64
- 1.65 - Don Potwora - 1965-67
- 1.77 - Joe Hesketh - 1978-80
- 1.91 - Robert Nicoletta - 1960-61
- 2.09 - Gary Odachowski - 1971-73
- 2.24 - John Vona - 1955-57
- 2.36 - Tony Nicometi - 1980-82
- 2.50 - Ed Retzer - 1978-79

WINS

- 17 - Jim Niewczyk (17-14) - 1973-76
- 16 - Phil Rosenberg (16-9) - 1978-80
- 15 - Jim Riedel (15-6) - 1973-76
- 14 - Bill Casbolt (14-9) - 1974-77
- 14 - Adam Ruskowski (14-18) - 04-07
- 13 - Joe Hesketh (13-6) - 1978-80
- 12 - Mike Dean (12-9) - 1973-76
- 11 - Don Potwora (11-0) - 1965-67
- 11 - John Vona (11-3) - 1955-57
- 11 - Dennis Howard (11-3) - 1978-80
- 11 - Gerald Gergley (11-4) - 1960-64

SAVES

- 16 - Steve Geltz - 2006-08
- 7 - Sean McWilliams - 2004-06
- 7 - **Kevin Crumb - 2009-prs**
- 6 - Bill Casbolt - 1974-77
- 5 - Mike Klym - 1972-75
- 5 - Joe Hesketh - 1978-80
- 4 - Rick Maronski - 1981-83
- 4 - Mike Dean - 1973-76
- 3 - Zach Anderson - 2006-09
- 3 - Tom Lieber - 1987
- 3 - Jeff Robertson - 2000-01
- 3 - Kobel, Ken - 1985-86

APPEARANCES

- 83 - Zach Anderson - 2006-09
- 66 - Dan Francis - 2006-09
- 56 - Steve Geltz - 2006-08
- 52 - Mark McMahon - 2000-03
- 51 - Bill Casbolt - 1974-77
- 51 - Tyler Balentine - 2000-03
- 49 - Jim Niewczyk - 1973-76
- 49 - Mike Dean - 1973-76
- 48 - Ron Nero - 1976-79
- 46 - Kyle Swiatocha - 2000-03

STARTS

- 36 - Tyler Balentine - 2000-03
- 36 - Adam Ruskowski - 2004-07
- 34 - Jim Riedel - 1973-76
- 31 - Jim Niewczyk - 1973-76
- 30 - John Buszka - 1973-76
- 27 - John Sullivan - 2000-03
- 26 - P. Miville-Deschenes - 2009-10
- 25 - Joe Hesketh - 1978-80
- 24 - Phil Rosenberg - 1978-80
- 23 - Mark McMahon - 2000-03
- 22 - Dave Eberhard - 1984-87
- 22 - Mike Dean - 1973-76

COMPLETE GAMES

- 12 - Dave Eberhard - 1984-87
- 10 - Joe Hesketh - 1978-80
- 10 - Jim Riedel - 1973-76
- 9 - Robert Strickland - 1983-85
- 9 - Marty Cerny - 1983-86
- 8 - Gary Odachowski - 1971-73
- 8 - Tyler Balentine - 2000-03
- 7 - John Buszka - 1973-76
- 6 - Jim Niewczyk - 1973-76
- 6 - Paul Webb - 1980-83

INNINGS PITCHED

- 241.0 - Adam Ruskowski - 2004-07
- 219.2 - Tyler Balentine - 2000-03
- 205.1 - Jim Riedel - 1973-76
- 187.1 - Jim Niewczyk - 1973-76
- 180.2 - Mark McMahon - 2000-03
- 177.2 - Zach Anderson - 2006-09
- 169.0 - John Sullivan - 2000-03
- 167.2 - Joe Hesketh - 1978-80
- 166.1 - John Buszka - 1973-76
- 158.0 - Phil Rosenberg - 1978-80

STRIKEOUTS

- 208 - Jim Niewczyk - 1973-76
- 202 - Jim Riedel - 1973-76
- 168 - Zach Anderson - 2006-09
- 165 - John Buszka - 1973-76
- 161 - Joe Hesketh - 1978-80
- 150 - Tyler Balentine - 2000-03
- 143 - Dave Eberhard - 1984-87
- 137 - Adam Ruskowski - 2004-07
- 135 - Carl Usatch - 1957-58,60
- 130 - Mark McMahon - 2000-03

SHUTOUTS

- 6 - Joe Hesketh - 1978-80
- 5 - Dennis Howard - 1978-80
- 4 - Russ Brahms - 1980-81
- 4 - Don Griebner - 1977-80
- 3 - Ron Nero - 1976-79
- 3 - Tony Nicometi - 1980-82
- 3 - Greg Orange - 1979-82
- 3 - Phil Rosenberg - 1978-80
- 2 - Five players tied

* = (minimum 75 IP)



"Dollar" Bill Balfourt

UB BASEBALL FACT:

On April 17, 1971, UB tri-captain "Dollar" Bill Balfourt, threw the only perfect game in program history against Rochester in a 5-0 Bulls' victory. Balfourt finished the year with a 4-0 record and a 0.99 ERA in 45.1 innings of work.

ALL-TIME TEAM BATTING STATISTICS SINCE REINSTATEMENT

YEAR	G	AVG	AB	R	H	2B	3B	HR	TB	RBI	BB	SO	SB	SBA
2011	-	-	-	-	-	-	-	-	-	-	-	-	-	-
2010	52	.312	1849	372	577	128	7	46	857	352	207	310	71	87
2009	55	.306	1933	424	591	132	23	35	874	384	253	334	69	81
2008	52	.266	1726	243	459	82	9	28	643	224	199	348	37	54
2007	50	.261	1729	260	452	75	9	5	560	213	206	367	59	79
2006	52	.265	1788	250	474	97	10	36	699	229	148	365	23	32
2005	50	.275	1663	262	457	74	14	31	652	236	161	305	19	34
2004	54	.261	1812	250	473	95	15	21	661	224	158	367	21	32
2003	53	.260	1662	241	432	71	13	26	607	204	163	321	22	32
2002	44	.281	1435	258	403	72	6	28	571	233	135	271	36	50
2001	50	.270	1609	279	435	91	3	41	655	252	202	432	19	32
2000	47	.254	1337	188	340	60	10	24	492	168	156	349	23	37

NCAA Division I all-time records since reinstatement in 2000 are indicated in **bold italics**

ALL-TIME TEAM PITCHING STATISTICS SINCE REINSTATEMENT

YEAR	G	ERA	W	L	SV	CG	SHO	IP	H	R	ER	BB	SO	WP	HBP	BK
2011	-	-	-	-	-	-	-	-	-	-	-	-	-	-	-	-
2010	52	7.27	23	29	7	2	0	436.0	562	407	352	210	277	47	77	4
2009	55	8.49	20	35	6	1	0	457.0	625	511	431	294	358	72	63	11
2008	52	6.48	14	38	6	3	2	429.0	533	373	309	224	297	33	45	6
2007	50	5.85	16	35	5	3	0	436.2	542	340	284	224	303	35	55	7
2006	52	6.67	15	37	8	1	0	430.2	589	421	319	205	335	35	52	9
2005	50	5.70	19	30	5	9	5	410.1	479	313	260	219	284	48	45	6
2004	54	7.60	15	39	6	2	1	432.0	552	412	365	267	296	31	70	8
2003	53	6.65	16	37	3	7	0	411.2	499	366	304	258	255	56	36	2
2002	44	7.80	16	28	6	8	0	341.2	448	356	296	220	280	59	43	12
2001	50	9.44	11	39	0	10	0	396.2	605	489	416	233	287	65	43	2
2000	47	7.21	12	35	3	9	2	331.0	435	323	265	216	234	53	35	3

NCAA Division I all-time records since reinstatement in 2000 are indicated in **bold italics**



ALL-TIME RECORDS SINCE REINSTATEMENT IN 2000



Tim Sova



Eric Huber



Chris McGraw



Adam Skonieczki

GAME RECORDS

OFFENSIVE

At bats - (7) Most Recent: Five players at Ohio 4/28/02

Runs - (6) Most Recent: A. Skonieczki vs. Hilbert 4/1/09

Hits - (5) Multiple times
Most Recent: B. Randazzo vs. Hilbert(6) 4/1/09

RBIs - (7) Mike Flaherty at Marshall 3/23/01

Doubles - (2) Most Recent: J. Rosenbeck vs. Miami (OH) 4/18/09

Triples - (2) Most Recent: Charlie Karstedt vs. Niagara 4/8/09

Home Runs - (2) Most Recent: Rob Lawler vs. BGSU 5/8/09

Total Bases - (11) James Kingsley at Canisius 4/6/05 (1B, 2B, two HR)

Walks - (4) Multiple times
Most Recent: Eric Flynn vs. Niagara 4/8/09

HBP - (3) Most Recent: David Amaro at Akron 4/3/04

Strikeouts - (4) Most Recent: Eric Flynn at Akron 4/30/06

Stolen Bases - (3) Adam Skonieczki vs. Akron 4/28/07

PITCHING

Strikeouts - (12) Most Recent: P. Miville-Deschenes vs. IPFW 2/28/09

Walks - (9) Anthony Puccia vs. Pittsburgh 3/9/00

Wild pitches - (5) Mark McMahan at Albany 4/29/00

DEFENSE

Putouts - (18) Most recent: Nick Walczak vs. C. Michigan 3/30/08

Assists - (11) J. Rosenbeck vs. C. Michigan 3/30/08

Errors - (3) Most Recent: Brad Agustin vs. Ohio 4/22/06

Most Caught Stealing - (3) Most Recent: Dan Quinn vs. Canisius 5/4/05

SEASON RECORDS

OFFENSIVE

Batting Avg.	(.372)	Chris Ciesla	2009
Slugging Pct.	(.613)	Bryan Sanchez	2001
On-Base Pct.	(.462)	Brad Agustin	2010
		Bryan Sanchez	2001
Games	(55)	Chris Ciesla	2009
Starts	(55)	Chris Ciesla	2009
At bats	(226)	Chris Ciesla	2009
Runs	(59)	Brad Agustin	2010
Hits	(84)	Chris Ciesla	2009
Doubles	(21)	Brad Cochrane	2010
Triples	(6)	Charlie Karstedt	2009
Home Runs	(12)	James Kingsley	2005
		Bryan Sanchez	2001
RBIs	(50)	James Kingsley	2005
Total Bases	(115)	James Kingsley	2004
Walks	(37)	Brad Agustin	2010
Hit by pitch	(17)	Tim Sova	2002
Strikeouts	(54)	Eric Flynn	2007
Sacrifice flies	(5)	Jacob Rosenbeck	2010
		Brad Agustin	2009
		Phil Vanhorne	2003
Sacrifice bunts	(9)	Brandon DiCesare	2003
		Joe Mihalics	2003
Stolen bases	(18)	Brad Agustin	2010

PITCHING

Lowest ERA	(1.69)	Steve Geltz (21.1IP)	2008
	(2.40)	Shane Wolf (30 IP)	2005
	(2.92)	S. McWilliams (49.1 IP)	2005
Lowest Opp. BA	(.225)	Tony Kurtz (54.2 IP)	2005
Most K/9IP	(12.7)	S. Geltz (21.1 IP)	2008
Wins	(6)	Tony Kurtz	2005
Losses	(10)	Mark McMahan	2001
Saves	(6)	Steve Geltz	2008
Games	(23)	Zach Anderson	2009
Starts	(13)	P. Miville-Deschenes	2009, 2010
		Sean McWilliams	2006
		Shane Wolf	2006
Complete Games	(3)	Five times	
		Matt Johnson	2005
Shutouts	(1)	Four times	
		Chris McGraw	2005
Innings	(88)	Sean McWilliams	2006
Walks	(43)	Chris McGraw	2004
Strikeouts	(66)	Sean McWilliams	2006
Wild pitches	(14)	Mike Leslie	2001
Hit batters	(18)	P. Miville-Deschenes	2010

DEFENSE

Putouts	(420)	James Kingsley	2006
Assists	(159)	Brad Agustin	2010
Errors	(23)	Phil Vanhorne	2002
		Adrian Daniels	2001
Caught Stealing	(31)	Brandon DiCesare	2002

CAREER RECORDS

OFFENSIVE

Batting Avg.	(.358)	Eric Huber	2001-02
Slugging Pct.	(.539)	James Kingsley	2003-06
On base Pct.	(.398)	Mike Folli	2005-07
Games	(204)	Brad Agustin	2006-10
Starts	(204)	Brad Agustin	2006-10
At bats	(793)	Brad Agustin	2006-10
Runs	(168)	Brad Agustin	2006-10
Hits	(241)	Brad Agustin	2006-10
Doubles	(50)	James Kingsley	2003-06
Triples	(12)	Joe Mihalics	2002-05
Home Runs	(27)	Bryan Sanchez	2000-03
RBIs	(138)	James Kingsley	2003-06
Total Bases	(355)	James Kingsley	2003-06
	(355)	Brad Agustin	2006-10
Walks	(110)	Brad Agustin	2006-10
Hit by pitch	(33)	Tim Sova	2001-02
Strikeouts	(151)	Bryan Sanchez	2000-03
Sacrifice flies	(12)	Phil Vanhorne	2002-05
Sacrifice bunts	(17)	Joe Mihalics	2002-05
Stolen bases	(43)	Bobby Pizzuto	2007-10

PITCHING

Lowest ERA	(3.68)	Mike Radanovic (80.2 IP)	2006-07
Lowest Opp. BA	(.261)	Mike Radanovic (80.2 IL)	2006-07
K/9 IP	(8.53)	B. Dunford (121.1 IP)	2001-02
Wins	(14)	A. Ruzzkowski	2004-07
Losses	(18)	Tyler Balentine	2000-03
		A. Ruzzkowski	2004-07
Saves	(16)	Steve Geltz	2006-08
Appearances	(83)	Zach Anderson	2006-08
Starts	(36)	A. Ruzzkowski	2004-07
Complete Games	(6)	B. Dunford	2001-02
		Tyler Balentine	2000-03
Shutouts	(1)	Four times	
		Chris McGraw	2003-05
Combined Shutouts	(3)	S. McWilliams	2004-06
Innings	(241.0)	A. Ruzzkowski	2004-07
Walks	(111)	Mark McMahan	2000-03
Strikeouts	(168)	Z. Anderson	2004-07
Wild pitches	(26)	Mark McMahan	2000-03
Hit batters	(32)	P. Miville-Deschenes	2009-10

DEFENSE

Putouts	(1256)	James Kingsley	2003-06
Assists	(568)	Brad Agustin	2006-10
Errors	(50)	Phil Vanhorne	2002-05
Caught Stealing	(69)	B. DiCesare	2000-03



RECORDS VS. OPPONENTS

Akron 13-19	Georgetown (KY) 2-0	Ohio State 0-2
Albany 2-6	Georgia Southern 0-3	Oklahoma 0-4
Alcorn State 0-1	Glassboro 0-1	Oklahoma State 1-1
American 1-1	Guilford 1-0	Old Dominion 0-5
Appalachian State 1-1	Hampden-Sydney 1-0	Oswego State 5-9
Army 0-1	Hartford 0-1	Penn State 6-11
Atlantic Christian 1-0	Harvard 0-2	Pittsburgh 14-9
Ball State 1-7	High Point 0-3	Portland 1-1
Binghamton 5-0	Hilbert 1-0	Princeton 2-0
Birmingham Southern 1-0	Hofstra 1-0	Purdue 0-1
Biscayne 2-0	Holy Cross 0-2	Rensselaer Polytechnic 1-0
Boston College 0-4	Howard 7-2	Rhode Island 0-1
Bowling Green 6-24	Huntington State 2-0	Richmond 0-1
Brockport State 24-10	Indiana-Purdue Fort Wayne 1-1	Robert Morris 1-2
Buffalo State 47-4	Indiana State 0-1	Rochester 17-14
Buffalo Tech 7-1	Iona 3-0	Rochester Tech 19-6
Butler 3-1	Iowa 2-2	Sacred Heart 2-1
California State 1-1	Ithaca 10-26	Scranton 2-0
Cal State-Bakersfield 2-0	Jacksonville 1-6	Seton Hall 6-12
Campbell 1-13	James Madison 0-1	Shawnee AFB 6-0
Canisius 83-32	Kansas State 0-3	Siena 0-2
Catholic 0-1	Kent State 5-31	South Carolina 0-1
Central Connecticut 0-1	Kentucky 0-3	South Florida 2-7-1
Central Michigan 4-15	Lamar 0-1	Southeastern Louisiana 0-1
Charlotte 0-3	Le Moyne 5-14	Southern Illinois 2-1
Chicago State 1-1	Lewis 1-0	Southern Mississippi 1-5
The Citadel 0-2	Lockport AFB 2-0	Spring Arbor 4-0
Columbia 0-1	Long Island 2-1	St. Bonaventure 39-30
Clemson 0-3	Longwood 0-0	St. John's 3-13
Colgate 26-9	Loyola (La.) 1-0	St. Leo's 0-3
Coastal Carolina 1-3	Manhattan 0-1	St. Mary's 2-1
Coppin State 2-1	Marshall 8-17	Stony Brook 0-3
Cornell 12-7	Maryland 1-2	Syracuse 2-7
Cortland State 3-2	Maryland-Baltimore County (UMBC) 3-3	Tampa 3-4-1
Davidson 1-1	Maryland-Eastern Shore 1-2	Temple 1-3
Delaware 2-3	Mercer 1-1	Texas Pan-American 1-0
Delaware State 1-0	Miami (FL) 2-25	Tennessee A&I 0-1-1
Detroit 1-1	Miami (OH) 6-26	Tennessee Tech 1-3
Duke 1-7	Michigan 2-2	Toledo 6-12
Duquesne 4-6	Michigan State 0-4-1	Towson 4-5
East Carolina 0-0	Missouri 0-3	Troy State 0-1
Eastern Illinois 0-2	Monmouth 3-2	Utica 7-9
Eastern Kentucky 0-1	Morehead State 4-4	Villanova 0-1
Eastern Michigan 1-8	Mt. St. Mary's 7-3	Virginia Wesleyan 1-0
Eckerd 2-0	Navy 3-2	Wagner 0-1
Eisenhower 10-0	Nevada 0-2	Wake Forest 4-7
Erie CC 3-0	New Mexico State 0-0	Wayne State 3-1
Erie Tech 27-4	New Orleans 0-3	West Georgia 2-0
Fairfield 6-7	New York Tech 2-3	West Virginia 9-4
Fairleigh Dickinson 0-1	Niagara 92-34	Western Reserve 2-1
Florida International 4-13	Niagara CC 4-0	Western Michigan 4-8
Florida Tech 1-0	Nichols 0-1	William Patterson 1-0
Fort Bragg 2-1	North Carolina 0-9	William and Mary 1-1
Fredonia State 25-4	North Carolina A&T 0-3	Xavier 2-1
Fresno State 0-4	North Carolina Central 0-0	Youngstown State 0-1
Gannon 2-1	North Carolina State 0-2	
Geneseo State 13-0	North Carolina - Wilmington 2-1	
Geneva 2-1	North Carolina Wesleyan 0-1	
George Mason 2-6	Northern Illinois 2-16	
George Washington 3-4	Notre Dame 0-1	
Georgetown (DC) 2-5	Ohio 11-20-1	

Bold Italics indicates team on 2011 Schedule



YEAR-BY-YEAR RESULTS

1949 4-0

Head Coach: Jim Peelle

at Buffalo Tech	W	18	7
at Niagara	W	6	4
at Buffalo Tech	W	3	2
at Niagara	W	21	10

1950 2-5

Head Coach: Carl Pilarski

at Buffalo Tech	W	16	9
at Canisius	L	4	5
at St. Bonaventure	L	0	6
at Niagara	L	3	7
Buffalo Tech	W	18	10
Canisius	L	3	4
Niagara	L	8	12

1951 6-3

Head Coach: Ed Muto

St. Bonaventure	W	12	5
at Buffalo Tech	W	8	7
at Canisius	W	6	3
at Niagara	L	10	11
at Fredonia State	W	13	5
Buffalo Tech	W	17	0
Canisius	W	3	1
Niagara	L	8	10
Fredonia State	L	3	10

1952 8-2

Head Coach: Jim Peelle

at Rochester	L	3	5
Canisius	W	3	2
Shawnee AF Base	W	14	3
Niagara	W	14	9
at Fredonia State	W	3	2
Buffalo Tech	L	7	8
Canisius	W	9	8
Shawnee AF Base	W	6	4
at Niagara	W	7	1
at Buffalo Tech	W	8	2

1953 7-3

Head Coach: Jim Peelle

Shawnee AF Base	W	8	3
at Rochester	W	13	10
Niagara	W	8	4
St. Bonaventure	L	10	13
Rochester Tech	W	6	4
at Niagara	L	1	6
Canisius	W	14	5
Fredonia State	W	4	1
Shawnee AF Base	W	15	2
at Rochester	L	4	5

1954 2-8

Head Coach: Jim Peelle

Erie Tech	L	5	8
Canisius	L	4	11
at Brockport State	L	5	7
at Erie Tech	L	2	8
at Canisius	L	2	4
at Niagara	L	0	5
at St. Bonaventure	L	4	5
St. Bonaventure	W	4	2
Erie Tech	W	3	0
at Rochester	L	2	3

1955 13-3

Head Coach: Jim Peelle

Erie Tech	W	11	2
Shawnee AF Base	W	15	5
Rochester Tech	W	11	3
St. Bonaventure	W	11	3
Niagara	L	2	3
at Fredonia State	W	10	2
Shawnee AF Base	W	5	2
at Rochester	W	6	1
at Rochester Tech	W	24	1
at Niagara	W	4	2
Brockport State	W	6	5
at St. Bonaventure	W	5	2
at Erie Tech	W	11	6
Canisius	W	3	2
Fredonia State	L	7	10
at Rochester	L	6	8

1956 6-5

Head Coach: Jim Peelle

at Fredonia State	W	11	5
Erie Tech	W	12	9
Buffalo State	W	6	5
at Niagara	L	3	4
at Rochester Tech	L	5	6
at Rochester	W	12	6
St. Bonaventure	L	5	9
St. Bonaventure	L	8	15
Fredonia State	W	11	4
Niagara	W	9	6
at Rochester	L	3	4

1957 8-7

Head Coach: Jim Peelle

at Canisius	W	4	3
at Rochester Tech	L	8	9
at Rochester	L	0	7
at St. Bonaventure	L	3	7
Brockport State	W	7	6
Canisius	L	4	5
Buffalo State	W	8	2
Rochester Tech	L	3	4
Buffalo State	W	7	4
St. Bonaventure	L	3	6
Niagara	L	6	7
at Niagara	W	5	4
Fredonia State	W	10	6
Erie Tech	W	6	2
Erie Tech	W	10	4

1958 10-6

Head Coach: Jim Peelle

Lockport AF Base	W	10	1
Lockport AF Base	W	11	5
at Canisius	L	9	10
Erie Tech	L	7	10
Buffalo State	W	9	6
Niagara	W	1	0
at St. Bonaventure	W	2	1
Rochester Tech	L	6	7
Canisius	L	0	7
Erie Tech	W	6	5
at Rochester	L	4	7
Fredonia State	W	10	6
at Niagara	W	19	6

at Rochester Tech	L	2	4
at Buffalo State	W	13	4
St. Bonaventure	W	13	5

1959 12-5

Head Coach: Jim Peelle

Erie Tech	W	5	3
Buffalo State	W	9	4
at Canisius	W	11	10
Niagara	W	10	0
Erie Tech	W	16	9
at Rochester Tech	W	4	2
at Rochester	W	8	2
at St. Bonaventure	W	10	3
Canisius	W	3	2
Brockport State	L	3	4
at Niagara	L	6	8
Rochester Tech	L	9	10
at Fredonia State	W	9	3
St. Bonaventure	W	9	3
Buffalo State	W	8	4
Ithaca	L	0	11
Cornell	L	0	4

1960 14-2

Head Coach: Jim Peelle

at Rochester Tech	W	10	7
Erie Tech	W	6	1
at Colgate	L	2	3
at Geneseo State	W	13	3
Niagara	W	10	5
Brockport State	W	10	4
at Buffalo State	W	12	6
at Western Reserve	L	3	6
Canisius	W	8	7
St. Bonaventure	W	1	0
St. Bonaventure	W	4	1
at Niagara	W	6	2
Geneseo State	W	9	3
Fredonia State	W	13	2
Rochester Tech	W	19	2
Buffalo State	W	18	4

1961 14-5

Head Coach: Jim Peelle

Rochester Tech	W	11	8
Buffalo State	W	7	1
at Rochester	W	8	1
at Buffalo State	W	3	2
Canisius	L	6	7
at Canisius	W	7	4
Erie Tech	W	11	4
at Erie Tech	L	6	7
at Rochester Tech	W	13	2
at Geneseo State	W	8	2
at Geneseo State	W	4	3
Niagara	W	13	3
St. Bonaventure	W	13	1
at Niagara	W	9	0
at Brockport State	L	3	4
Colgate	L	3	4
Western Reserve	W	2	0
Western Reserve	W	2	1
Cornell	L	3	5



YEAR-BY-YEAR RESULTS

1962 14-6

Head Coach: Jim Peelle

Buffalo State	W	5	2
Canisius	W	6	5
Erie Tech	W	10	4
St. Mary's	L	5	16
at Geneseo State	W	6	0
Rochester Tech	W	7	3
at Canisius	W	7	0
at Rochester Tech	W	12	4
at Rochester	L	2	10
at Erie Tech	W	11	7
St. Bonaventure	W	4	3
St. Bonaventure	W	9	3
at Colgate	L	4	5
at Buffalo State	W	15	2
Brockport State	W	1	0
at Niagara	L	8	9
at Cornell	L	5	9
at Ithaca	L	3	8
Niagara	W	6	1
Geneseo State	W	14	3

1963 15-3

Head Coach: Jim Peelle

Erie Tech	W	10	0
Buffalo State	W	6	1
Buffalo State	W	3	1
Canisius	W	9	0
at Rochester Tech	W	20	3
Colgate	W	5	3
at Canisius	W	5	2
Erie Tech	W	19	16
Cornell	W	6	1
at Geneseo State	W	4	2
Rochester	W	12	2
Rochester Tech	W	16	3
at St. Bonaventure	W	7	0
at St. Bonaventure	L	2	4
at Niagara	W	15	4
at Niagara	L	4	6

NCAA Atlantic Division Tournament

vs. Hampden-Sydney	W	12	2
vs. Old Dominion	L	0	9

1964 13-5

Head Coach: Jim Peelle

Canisius	W	12	0
Erie Tech	W	11	2
at Syracuse	L	2	13
Gannon	L	3	7
Rochester Tech	W	5	2
at Canisius	W	22	7
at Cornell	W	5	3
at Rochester Tech	W	8	0
St. Bonaventure	L	1	3
St. Bonaventure	W	10	1
Buffalo State	W	8	0
Geneseo State	W	8	0
at Colgate	W	6	5
at Niagara	W	4	2
at Niagara	W	12	0
at Erie Tech	W	7	5

NCAA Atlantic Tournament

vs. Old Dominion	L	2	7
vs. Central Connecticut	L	2	4

1965 9-3

Head Coach: Jim Peelle

at Gannon	W	14	4
Syracuse	L	1	11
Canisius	W	6	0
Erie Tech	W	1	0
Erie Tech	W	16	7
Rochester	L	3	5
Buffalo State	L	5	6
at Niagara	W	18	0
at Geneseo State	W	14	10
Rochester Tech	W	7	0
at Canisius	W	13	2
Niagara	W	7	5

1966 12-3

Head Coach: Jim Peelle

Erie Tech	W	8	2
at Erie Tech	W	8	3
Rochester Tech	W	11	0
at Buffalo State	W	5	0
at Buffalo State	W	13	1
at Colgate	L	1	6
at Syracuse	L	6	10
Geneseo State	W	9	1
at Canisius	W	6	4
St. Bonaventure	W	21	0
St. Bonaventure	W	19	0
at Niagara	W	3	1
at Niagara	W	7	2
Canisius	W	10	3
at Rochester	L	0	6

1967 16-1

Head Coach: Jim Peelle

Erie Tech	W	6	2
at Erie Tech	W	21	2
at Geneseo State	W	8	1
at St. Bonaventure	W	1	0
at St. Bonaventure	W	9	5
Niagara CC	W	9	1
Niagara CC	W	12	5
Canisius	W	15	5
Colgate	L	2	3
Rochester	W	12	1
at Rochester Tech	W	5	3
at Canisius	W	8	2
Niagara	W	19	3
Wayne State	W	4	0
Wayne State	W	2	1
Rochester Tech	W	3	1

1968 19-6-1

Head Coach: Bill Monkarsh

at Tennessee A&I	T	13	13
at Tennessee A&I	L	6	8
at Troy State	L	4	6
at Huntington State	W	6	2
at Huntington State	W	7	2
at Birmingham Southern	W	3	2
Erie Tech	W	10	4
at Erie Tech	W	10	2
Canisius	W	4	0
Canisius	W	9	1
at Niagara CC	W	7	2
at Niagara CC	W	7	2
at Syracuse	L	2	3
at Rochester Tech	W	10	1

at Rochester	W	8	2
at Rochester	L	1	2
St. Bonaventure	W	2	1
St. Bonaventure	W	3	1
Buffalo State	W	2	0
Buffalo State	L	1	5
at Colgate	W	8	5
Pittsburgh	L	1	4
at Niagara	W	10	7
at Niagara	W	11	5
at Buffalo State	W	6	0
at Buffalo State	W	3	2

1969 14-16

Head Coach: Bill Monkarsh

at Richmond	L	1	5
at Clemson	L	1	28
at Clemson	L	4	15
at Clemson	L	4	18
at Citadel	L	2	6
at Citadel	L	1	5
at South Carolina	L	0	5
at Fort Bragg	W	9	8
at Fort Bragg	L	4	5
at Fort Bragg	W	11	0
vs. RPI	W	1	0
vs. California State	L	1	10
vs. California State	W	12	4
Colgate	W	4	3
Buffalo State	L	5	7
Syracuse	W	5	2
at Canisius	W	3	0
at Canisius	W	7	6
at Pittsburgh	W	15	12
at Duquesne	L	0	1
at Duquesne	W	8	2
Erie Tech	W	3	2
at Erie Tech	W	4	1
Niagara	W	4	3
Niagara	L	7	10
at St. Bonaventure	L	5	6
at St. Bonaventure	W	6	3
at Ithaca	L	2	4
at Ithaca	L	2	9
at Cornell	L	0	7

1970 14-14-1

Head Coach: Bill Monkarsh

at South Florida	T	2	2
at South Florida	L	0	1
at Tampa	L	0	1
at Tampa	W	3	0
at Jacksonville	L	3	4
at Jacksonville	L	6	19
at Jacksonville	L	1	2
at Jacksonville	L	1	9
Buffalo State	W	2	1
at Colgate	L	3	6
Niagara	W	12	0
at Syracuse	L	1	2
LeMoyne	W	11	0
Kent State	W	8	6
St. Bonaventure	W	10	7
St. Bonaventure	W	9	5
Canisius	L	2	10
Canisius	W	8	3
Erie CC	W	5	1
Erie CC	W	2	1



YEAR-BY-YEAR RESULTS

at Seton Hall	W	5	0
at Seton Hall	L	1	2
at Princeton	W	2	0
at Long Island	L	6	14
at Niagara	W	14	9
Scranton	W	15	1
Cortland State	L	1	7
Cortland State	W	4	0
Eisenhower	W	4	0
Eisenhower	W	7	0
West Virginia	W	6	0
West Virginia	W	5	4
West Virginia	W	3	1
Geneseo State	W	5	1
Brockport State	W	5	4
Brockport State	L	2	3
Canisius	W	11	3
at Ithaca	W	14	12
at Ithaca	L	6	8
Penn State	W	10	8
Penn State	L	0	4
Binghamton	W	5	1
Binghamton	W	7	6
Niagara	W	8	1
Niagara	W	11	2
Colgate	W	10	0
Rochester	W	4	0

* - Hurricane Classic

1975 14-22**Head Coach: Bill Monkmarsh**

at Florida International	L	3	7
at Florida International	L	3	11
at Miami	L	3	10
at Florida International	L	10	11
at Miami	L	6	8
vs. Mercer*	L	5	11
vs. Mercer*	W	7	5
vs. Miami*	L	5	8
vs. Michigan State*	L	12	13
vs. Michigan State*	L	3	6
vs. Miami*	L	2	3
vs. Michigan State	L	3	7
at Fairfield	L	9	16
at Fairfield	L	7	8
at Long Island	W	7	5
at St. John's	L	0	2
Niagara	L	6	8
Niagara	W	8	2
at Pittsburgh	L	2	6
at Pittsburgh	W	4	3
at West Virginia	W	7	2
Buffalo State	L	3	4
Buffalo State	W	5	0
Canisius	W	1	0
Canisius	W	11	2
at Penn State	L	0	8
at Penn State	L	2	5
Eisenhower	W	6	2
Eisenhower	W	16	2
at Niagara	L	3	5
at Niagara	W	6	4
at Gannon	W	3	2
at Cornell	W	3	0
at Cornell	L	2	3
Ithaca	L	4	7
Ithaca	W	10	8

*- Miami Tournament

at Rochester	W	3	2
at Rochester	L	4	8
at Buffalo State	W	10	1
Pittsburgh	L	3	9
Pittsburgh	L	3	9
at Niagara	W	9	7
at Niagara	W	6	3
at Cornell	W	9	3
at Ithaca	L	2	3
at Ithaca	L	4	9

1971 20-12**Head Coach: Bill Monkmarsh**

at Tampa	W	6	2
vs. Harvard	L	4	5
vs. Harvard	L	3	8
at South Florida	W	7	2
at South Florida	L	8	10
at Jacksonville	L	2	7
at Jacksonville	L	3	4
at Jacksonville	W	4	3
at LeMoyne	W	9	1
at Rochester	L	1	3
at Rochester	W	5	0
Syracuse	W	5	4
at Cornell	W	6	3
at West Virginia	L	0	4
at Pittsburgh	W	4	3
Buffalo State	W	7	3
at Wayne State	L	1	2
at Wayne State	W	5	4
at Detroit	L	1	14
at Detroit	W	6	5
at Toledo	W	6	2
Canisius	W	18	0
Canisius	W	11	2
Eric CC	W	12	1
Colgate	W	1	0
Ithaca	L	0	3
Ithaca	W	7	2
Niagara	W	8	1
Niagara	W	3	1
at St. Bonaventure	W	4	0

NCAA District 2 Tournament

vs. Seton Hall	L	1	3
vs. Penn State	L	0	2

1972 19-15-1**Head Coach: Bill Monkmarsh**

vs. Fairfield	W	5	0
vs. Fairfield	L	5	7
at South Florida	L	6	8
at Tampa	W	2	0
at Tampa	L	3	9
at Tampa	T	12	12
at St. Leo's	L	3	4
at St. Leo's	L	0	1
at South Florida	L	6	15
at South Florida	L	2	6
at South Florida	L	1	6
at St. John's	L	2	12
at Seton Hall	W	2	1
at Seton Hall	W	9	1
at Fairleigh Dickinson	L	8	10
at Canisius	W	16	6
at Canisius	W	11	3
West Virginia	W	3	2
St. Bonaventure	W	7	3

St. Bonaventure	W	11	2
at Scranton	W	4	3
at Syracuse	L	0	7
at Syracuse	L	1	4
at Buffalo State	W	15	2
at Colgate	W	2	1
at Kent State	L	0	9
at Kent State	L	2	3
at Niagara	W	6	3
at Niagara	W	6	2
Pittsburgh	W	7	1
Pittsburgh	W	9	4
Rochester	W	6	0
Rochester	W	7	3
at Rochester	W	5	3
at Rochester	L	2	3

1973 20-13**Head Coach: Bill Monkmarsh**

vs. Florida Tech	W	9	4
vs. Florida I.T.	L	5	6
vs. South Florida	W	7	6
at Tampa	L	0	5
vs. South Florida	L	3	4
vs. Delaware	L	8	9
vs. Delaware	L	3	4
vs. West Georgia	W	2	1
vs. Florida I.T.	W	7	5
vs. West Georgia	W	12	3
at Fairfield	L	4	5
Brockport State	L	4	5
Brockport State	W	9	8
Canisius	W	11	3
Geneseo State	W	9	0
at Niagara	L	8	9
Canisius	W	9	6
Buffalo State	W	15	1
at Binghamton	W	11	0
Ithaca	L	2	8
Ithaca	W	3	2
at St. Bonaventure	W	5	0
at Rochester	W	7	1
at Cortland State	W	3	2
at St. John's	W	5	1
at Long Island	W	9	8
at Penn State	L	0	17
at Penn State	L	0	6
Niagara	W	5	2
Colgate	W	7	2

NCAA District 2 Tournament

vs. Temple	W	1	0
vs. Penn State	L	1	3
vs. Temple	L	3	4

1974 26-12-1**Head Coach: Bill Monkmarsh**

at Florida International	L	4	11
vs. Biscayne	W	6	1
vs. Biscayne	W	6	0
vs. Ohio State*	L	1	5
vs. Michigan State*	L	2	10
vs. Miami*	L	2	5
vs. Miami*	L	1	16
vs. Seton Hall*	L	4	9
vs. Michigan State*	T	7	7
vs. Southern Illinois*	W	8	5
at Fairfield	W	9	6
at Fairfield	W	5	3

YEAR-BY-YEAR RESULTS

1976	26-15	at Pittsburgh	L	1	5	Cornell	L	0	2		
Head Coach: Bill Monkarsh		at Pittsburgh	W	5	4	Niagara	W	10	2		
vs. Iowa*	W	15	2	at West Virginia	W	3	0	Niagara	W	5	3
vs. Michigan*	W	5	3	at West Virginia	L	0	4	Buffalo State*	W	1	0
vs. Missouri*	L	3	4	Cornell	L	2	3	Buffalo State*	W	1	0
vs. Michigan*	L	4	5	Cornell	W	4	0	Canisius	W	2	1
vs. Missouri*	L	2	3	at Brockport State	L	3	5	* - Forfeit			
vs. Iowa*	W	16	5	at Brockport State	W	12	1				
vs. Iowa*	L	5	6	Niagara	W	11	7	1979	25-16		
vs. Michigan*	L	4	11	Buffalo State	W	16	5	Head Coach: Bill Monkarsh			
vs. Missouri*	L	2	15	at Penn State	W	6	1	at Miami	L	3	5
vs. Iowa*	L	2	9	Canisius	W	8	2	at Florida International	W	8	1
vs. Michigan*	W	6	4	at Colgate	W	7	1	at Florida International	L	3	8
at St. Mary's	W	11	5	at Colgate	W	3	1	at Miami	L	3	8
at St. Mary's	W	1	0	Ithaca	L	3	7	vs. Howard	L	0	11
at Seton Hall	W	10	1	Ithaca	L	0	9	at Miami	L	7	10
at Seton Hall	L	6	13	at Niagara	W	16	5	vs. Howard	L	1	3
at St. John's	L	5	6	at Rochester	W	5	0	at Miami	L	0	3
at St. John's	L	4	10	Canisius	W	13	1	vs. Howard	W	13	12
at Fairfield	L	8	10	Buffalo State	W	4	3	at Florida International	L	0	12
at Cortland State	W	12	1	<i>ECAC District 2 Tournament</i>				vs. Howard	W	15	6
at Cortland State	L	4	5	vs. Delaware	W	10	7	at Florida International	L	3	9
Canisius	W	7	1	vs. Seton Hall	L	3	22	vs. Howard	W	9	7
Pittsburgh	W	4	3	vs. Delaware	W	12	11	at Miami	L	3	5
Pittsburgh	W	9	1	vs. Seton Hall	L	2	7	at Miami	L	0	10
Brockport State	W	7	0					at Rochester	W	5	1
Brockport State	W	6	1	1978	27-19			at Brockport State	W	1	0
Canisius	W	13	3	Head Coach: Bill Monkarsh				at Brockport State	W	13	1
Penn State	W	7	6	vs. William Patterson	W	3	2	at Oswego State	W	20	3
Penn State	L	4	12	vs. Monmouth	W	2	1	at Oswego State	W	12	2
Niagara	W	14	2	vs. Monmouth	W	8	0	Cornell	L	6	8
Eisenhower	W	11	0	vs. Monmouth	L	4	7	Cornell	W	11	2
Eisenhower	W	12	5	vs. Florida Int'l	W	18	11	at Colgate	W	11	1
at Niagara	W	4	0	vs. Monmouth	W	7	2	at Colgate	W	1	0
at Niagara	W	9	8	vs. Monmouth	L	9	10	at Penn State	L	2	4
Niagara	W	4	2	vs. Glassboro	L	2	7	at Penn State	W	4	1
at Colgate	W	2	1	at Miami	L	1	3	at Buffalo State	W	17	9
Buffalo State	W	8	1	vs. Howard	W	9	4	at Buffalo State	W	9	1
Buffalo State	W	4	1	at Miami	L	2	3	at Ithaca	W	4	0
<i>ECAC Regional Tournament</i>				vs. Howard	W	9	6	at Ithaca	L	0	1
vs. Princeton	W	4	2	vs. Howard	W	4	1	at Niagara	W	19	3
vs. St. John's	W	4	1	at Miami	L	1	8	at Niagara	W	10	6
vs. St. John's	L	1	8	at Miami	L	2	4	Canisius	W	19	6
vs. St. John's	L	3	9	at Miami	W	6	4	Canisius	W	5	3
* - Tigertown Tournament				at Miami	L	1	3	at Canisius	W	11	4
				vs. George Washington	L	6	7	at Canisius	W	8	1
1977	24-20	vs. George Washington	L	7	8	Niagara	W	11	3		
Head Coach: Bill Monkarsh		Seton Hall	L	4	5	Niagara	W	5	1		
at Miami	L	3	10	Seton Hall	L	1	4	ECAC Playoffs			
at Miami	L	0	11	Fairfield	L	7	9	vs. Seton Hall	W	7	0
at Miami	L	5	7	St. John's*	L	0	9	vs. St. John's	L	3	12
at Florida International	L	3	6	Pittsburgh	W	4	2	vs. Seton Hall	L	2	4
at Miami	L	0	12	Pittsburgh	W	9	2				
at Florida International	W	2	1	West Virginia	W	4	1	1980	32-13		
at Florida International	L	2	10	West Virginia	W	6	2	Head Coach: Bill Monkarsh			
vs. Spring Arbor	W	14	4	Brockport State	L	1	3	at Miami	W	2	1
vs. Spring Arbor	W	9	2	Brockport State	W	8	0	at Florida International	L	4	10
at Tampa	L	3	6	Niagara	W	10	5	at Miami	L	8	15
vs. Spring Arbor	W	7	3	Niagara	W	13	4	at Miami	L	7	14
at Miami	L	4	13	Colgate	W	14	1	vs. Oklahoma State	L	5	12
at Miami	L	0	3	Colgate	W	15	2	at Florida International	L	4	12
vs. Spring Arbor	W	5	2	Penn State	L	3	17	vs. Lewis	W	9	3
at St. John's	L	4	5	Penn State	W	5	4	vs. Indiana State	L	3	4
at St. John's	L	6	11	Buffalo State	W	17	3	vs. Oklahoma State	W	15	12
at Fairfield	W	6	4	Buffalo State*	W	1	0	Niagara	W	8	1
at Fairfield	W	15	10	Ithaca	L	3	7	Holy Cross	W	6	3
at Seton Hall	L	1	17	Ithaca	W	17	9	at George Washington	W	14	16
Canisius	W	10	4	Cornell	L	5	7	at George Washington	W	11	6

YEAR-BY-YEAR RESULTS

at Fairfield	W	13	8
at Fairfield	L	2	3
at Seton Hall	L	0	2
at Seton Hall	L	0	3
at Pittsburgh	W	5	4
at Pittsburgh	W	10	6
Eisenhower	W	8	0
Eisenhower	W	9	0
Canisius	W	10	0
Canisius	W	7	2
Brockport State	W	3	1
Brockport State	W	9	0
at Fredonia State	W	4	0
at Canisius	W	6	1
Buffalo State	W	5	0
Buffalo State	W	11	3
Ithaca	W	9	7
Ithaca	L	4	5
at Cornell	W	9	2
at Cornell	L	4	6
Niagara	W	6	3
Niagara	W	9	0
Fredonia State	W	11	3
Fredonia State	W	19	5
at Buffalo State	W	8	3
at Buffalo State	W	7	0
at Niagara	W	6	1
at Niagara	W	5	3

ECAC District Playoffs

vs. Seton Hall	W	8	0
vs. St. John's	W	4	0
vs. St. John's	L	1	14
vs. St. John's	L	8	9

1981 22-15

Head Coach: Bill Monkarsh

vs. Purdue	L	3	4
at St. Leo's	L	3	5
vs. Xavier	W	8	4
vs. Xavier	L	3	5
at Eckerd	W	14	9
vs. Xavier	W	9	7
vs. Oklahoma	L	7	17
vs. Oklahoma	L	1	2
vs. Oklahoma	L	3	17
at Eckerd	W	9	4
vs. Oklahoma	L	2	9
at George Washington	W	8	2
at George Washington	L	8	9
at Howard	W	18	4
at George Mason	W	6	4
at Catholic	L	1	2
at Georgetown	W	9	2
at Georgetown	W	11	5
at Georgetown	L	2	4
Colgate	W	10	1
Colgate	W	5	2
Fredonia State	W	1	0
Fredonia State	W	4	3
Cornell	W	9	3
Cornell	L	4	6
Canisius	W	4	0
Canisius	W	3	1
at Ithaca	L	2	7
at Ithaca	L	4	5
at Eisenhower	W	12	0
at Eisenhower	W	17	2
at Canisius	L	0	2

at Canisius	W	7	5
at Buffalo State	W	8	2
at Buffalo State	W	10	4
at Niagara	L	3	4
at Niagara	W	4	0

1982 17-16

Head Coach: Ray Borowicz

at Campbell	L	1	4
at Campbell	L	2	7
at Campbell	L	4	16
at Wake Forest	L	4	5
at Wake Forest	L	4	9
at Old Dominion	L	2	10
at Old Dominion	L	3	10
vs. Ohio	W	5	2
at Virginia Wesleyan	W	19	1
at Colgate	W	11	7
at Colgate	W	9	1
at Oswego State*	L	1	7
at Oswego State*	L	2	12
Niagara	W	6	2
Niagara	L	2	3
Fredonia State*	W	11	2
Fredonia State*	W	10	5
at Canisius	W	10	2
at Canisius	W	12	5
Buffalo State*	W	5	1
Buffalo State*	W	8	1
Penn State	L	1	2
Penn State	W	6	3
Ithaca	W	9	6
Ithaca	L	9	10
at Niagara	L	1	5
at Niagara	L	6	7
at Buffalo State*	W	9	0
at Buffalo State*	W	5	4
at Cornell	W	17	16
at Cornell	L	8	9
Canisius	W	18	11
Canisius	L	5	13

* - SUNYAC West

1983 20-8

Head Coach: Ray Borowicz

vs. Geneva	W	13	4
vs. Geneva	L	1	13
vs. Geneva	W	6	5
at Wake Forest	W	7	1
at Wake Forest	W	6	2
at North Carolina	L	1	21
at Campbell	L	9	15
at Campbell	L	1	6
at Guilford	W	10	8
Oswego State*	L	0	8
Oswego State*	W	2	1
Niagara	W	5	2
Niagara	W	5	2
Colgate	W	6	1
Colgate	W	8	0
Fredonia State*	W	10	6
Fredonia State*	W	5	0
Canisius	W	2	1
Canisius	W	7	6
at Ithaca	L	5	24
at Ithaca	W	6	3
Cornell	W	9	5
at Utica	W	6	3

at Utica	W	6	1
at Canisius	W	9	6
at Canisius	W	3	1

ECAC District Tournament

vs. New York Tech	L	4	5
vs. St. John's	L	3	4

* - SUNYAC West

1984 10-22

Head Coach: Ray Borowicz

at High Point	W	8	7
at Duke	L	3	8
at North Carolina	L	5	11
at North Carolina	L	4	7
at North Carolina	L	0	15
at Campbell	W	6	4
at Campbell	L	5	10
at Campbell	L	11	17
at Wake Forest	L	3	5
at Wake Forest	L	1	7
at Old Dominion	L	0	17
at Army	L	3	5
at Hofstra	W	7	5
at Iona	W	7	6
at New York Tech	W	4	1
at New York Tech	L	3	4
Fredonia State*	L	0	10
Fredonia State*	L	7	8
at Oswego State*	L	3	7
at Oswego State*	L	3	6
Canisius	L	0	4
Canisius	L	2	5
Ithaca	L	0	18
Ithaca	W	5	4
Niagara	W	9	5
at Cornell	L	2	9
at Cornell	L	3	6
Brockport State*	W	11	10
Utica	L	3	5
Utica	W	7	1
at Niagara	W	2	1
at Niagara	L	2	5

* - SUNYAC West

1985 13-29

Head Coach: Ray Borowicz

vs. Nichols College	L	8	9
at Atlantic Christian	W	12	7
at N.C. Wesleyan	L	3	13
at North Carolina	L	1	3
at North Carolina	L	0	2
at Wake Forest	L	3	8
at Wake Forest	L	5	8
at Campbell	L	0	11
at Campbell	L	5	8
at North Carolina St.	L	1	2
at Campbell	L	5	11
at George Mason	L	9	10
at George Mason	L	1	6
at George Mason	L	1	6
Colgate+	W	6	5
Colgate+	L	2	4
at Utica+	W	6	5
at Utica+	L	1	3
Oswego State*	L	0	7
Oswego State*	L	9	13
Canisius+	L	4	8
Canisius+	W	5	2

YEAR-BY-YEAR RESULTS

at Fredonia State*	W	11	1
at Fredonia State*	W	7	0
Brockport State*	L	3	5
Brockport State*	W	8	0
at Robert Morris+	L	1	2
at Robert Morris+	L	5	6
at Robert Morris+	W	6	5
at Ithaca	L	1	7
at Ithaca	L	1	10
Niagara+	W	5	3
Niagara+	W	9	0
Cornell	L	3	4
Cornell	L	6	10
at Brockport State*	L	3	4
at Brockport State*	W	6	5
Canisius+	W	8	3
Canisius+	L	2	6
at Niagara+	W	10	8
Utica+	L	9	10
Utica+	L	1	3
* - SUNYAC West			
+ - ECAC			

1986		18-21	
Head Coach: Ray Borowicz			
at Wake Forest	W	8	6
at Campbell	L	2	23
at Campbell	L	8	13
at Duke	L	3	4
at North Carolina	L	1	15
at Wake Forest	L	2	8
at Wake Forest	W	12	7
at North Carolina St.	L	0	12
at NC-Wilmington	W	8	3
at NC-Wilmington	L	1	12
at NC-Wilmington	W	13	6
at American	L	1	11
at American	W	12	4
at Oswego State*	L	2	3
at Oswego State*	L	3	4
at Brockport State*	W	14	13
at Brockport State*	W	11	1
at Utica+	L	2	4
at Utica+	W	3	1
at Colgate+	W	7	1
at Colgate+	W	6	2
Fredonia State*	W	6	3
Fredonia State*	W	13	1
Canisius+	L	4	5
Canisius+	W	11	1
Ithaca	L	2	9
Ithaca	L	2	4
Brockport State*	W	7	4
Brockport State*	W	9	1
at Cornell	L	2	7
at Cornell	W	7	6
Niagara+	W	4	0
Niagara+	L	2	9
Canisius+	L	3	4
Canisius+	L	0	9
Utica+	L	3	7
Utica+	L	9	14
at Niagara+	L	1	2
at Niagara+	W	8	4
* - SUNYAC West			
+ - ECAC			

1987		18-20	
Head Coach: Ray Borowicz			
at Duke	L	2	8
at Duke	L	5	6
at North Carolina	L	1	18
at North Carolina	L	0	11
at Campbell	L	7	14
vs. Eastern Illinois@	L	3	5
vs. Eastern Illinois@	L	6	9
at Columbia	L	4	5
Niagara*	W	6	3
Niagara*	W	8	1
Colgate*	L	3	4
Colgate*	L	3	8
at Utica*	W	6	4
at Utica*	L	2	8
Oswego State	W	10	9
Oswego State	W	4	2
at Brockport State	L	2	3
at Brockport State	W	6	4
Utica*	L	1	5
Utica*	W	4	0
Siena*	L	3	7
Siena*	L	6	9
Canisius*	L	2	8
Canisius*	W	5	2
at Fredonia State	W	12	10
at Fredonia State	W	8	7
at Ithaca	L	0	10
at Ithaca	L	4	11
Brockport State	W	7	5
Brockport State	W	7	5
at Colgate*	W	6	3
at Colgate*	W	8	3
at Albany	W	4	1
at Albany	L	3	4
at Niagara*	W	19	7
at Niagara*	W	15	3
at Canisius*	L	6	11
at Canisius*	W	14	12
* - ECAC			
@ - at Durham, NC			

2000		12-35	
Head Coach: Bill Breene			
vs. Chicago State@	W	12	10
vs. Boston College@	L	0	18
vs. Boston College@	L	2	3
vs. Chicago State@	L	2	9
vs. Sacred Heart@	W	7	6
vs. Holy Cross@	L	1	10
vs. Pittsburgh@	L	7	10
vs. Rhode Island@	L	1	5
vs. Sacred Heart@	W	6	2
vs. Hartford@	L	0	9
vs. Wagner@	L	0	2
at Mt. St. Mary's	L	1	6
at Mt. St. Mary's	W	8	4
at Canisius	W	8	6
at Bowling Green	L	1	7
at Bowling Green	L	11	15
at Bowling Green	L	2	3
at Duquesne	L	0	3
at Duquesne	L	0	3
at Pittsburgh	L	3	8
at Pittsburgh	W	3	2
at Binghamton	W	5	2
at Binghamton	W	4	0

at Toledo	L	7	10
at Toledo	L	6	15
at Le Moyne	L	3	9
at Le Moyne	L	1	10
vs. Albany	L	5	7
vs. Albany	L	8	9
Duquesne	L	2	7
Duquesne	W	6	5
Canisius	L	0	3
Canisius	L	5	8
at St. Bonaventure	L	3	11
at St. Bonaventure	L	7	11
Le Moyne	W	5	4
Le Moyne	L	1	10
at Albany	L	5	8
at Albany	L	1	6
at Albany	L	4	11
at Albany	W	15	0
at Niagara	L	0	2
at Niagara	W	7	2
at Canisius	L	2	10
Stony Brook	L	3	9
Stony Brook	L	5	9
Stony Brook	L	3	4
@ - at Homestead, FL			

2001		11-39 (5-23 MAC)	
Head Coach: Bill Breene			
at Florida International	L	6	10
vs. Duquesne @	L	1	2
vs. Villanova #	L	13	
vs. Holy Cross @	L	11	22
vs. Boston College @	L	5	8
vs. Boston College @	L	2	8
vs. Mt. St. Mary's @	W	14	15
vs. St. Bonaventure @	W	5	1
vs. Sacred Heart @	L	2	13
vs. Manhattan @	L	2	3
at Mt. St. Mary's	L	8	12
at Mt. St. Mary's	W	7	1
at Mt. St. Mary's	L	7	8
at Mt. St. Mary's	W	7	6
at Marshall*	W	15	14
at Marshall*	L	2	10
at Marshall*	L	8	22
at Marshall*	L	10	13
at Kent State*	L	7	8
at Kent State*	L	0	6
at Kent State*	L	0	6
at Kent State*	W	13	5
Canisius	L	7	8
at Bowling Green*	L	7	16
at Bowling Green*	L	10	23
at Bowling Green*	L	1	14
at Bowling Green*	L	13	24
at Le Moyne	L	8	11
at Le Moyne	L	9	11
Miami (OH)*	L	1	3
Miami (OH)*	L	1	2
Miami (OH)*	L	1	17
Miami (OH)*	L	2	9
at Niagara	W	11	7
Ohio*	L	3	23
Ohio*	W	7	3
Ohio*	L	3	26
Ohio*	W	7	1
St. Bonaventure	L	0	5
St. Bonaventure	L	2	7

YEAR-BY-YEAR RESULTS

Akron*	W	15	1
Akron*	L	3	21
Akron*	L	5	16
Akron*	L	8	9
Canisius	W	5	1
Northern Illinois*	L	5	12
Northern Illinois*	L	1	10
Northern Illinois*	L	3	4
Northern Illinois*	L	0	10
Niagara	L	8	9

* - MAC

@ - at Homestead, FL

- at Miami, FL

2002 16-28 (6-17 MAC)**Head Coach: Bill Breene**

at Southern Miss	L	5	14
at Southern Miss	L	6	18
at Southern Miss	W	8	5
at West Virginia	L	0	4
at West Virginia	L	0	4
at West Virginia	W	5	2
at Mt. St. Mary's	W	11	10
at Mt. St. Mary's	W	9	3
at George Mason	L	1	8
at George Mason	W	4	1
at George Mason	L	1	4
at George Mason	L	0	10
at Marshall*	W	7	2
at Marshall*	L	0	4
at Marshall*	L	6	7
at Niagara	W	15	4
Kent State*	L	5	7
Kent State*	L	8	17
at Niagara	W	7	2
at Miami (Ohio)*	L	8	9
at Miami (Ohio)*	L	3	9
at Miami (Ohio)*	L	3	11
at Miami (Ohio)*	L	3	14
Canisius	W	13	5
at Ohio*	L	9	24
at Ohio*	L	2	8
at Ohio*	L	5	11
at Ohio*	W	27	12
at St. Bonaventure	L	6	7
at St. Bonaventure	W	3	1
Akron*	W	6	2
Akron*	L	4	10
Akron*	W	5	4
Akron*	W	17	3
at Northern Illinois*	L	7	8
at Northern Illinois*	L	4	8
at Northern Illinois*	L	4	13
at Coastal Carolina	W	10	8
at Coastal Carolina	L	3	7
at Coastal Carolina	L	1	7
at Coastal Carolina	L	1	23

* - MAC

2003 16-37 (5-21 MAC)**Head Coach: Bill Breene**

at Duke	W	7	6
at Duke	L	3	8
at Duke	L	0	10
at Duke	L	2	3
at High Point	L	1	4
at High Point	L	1	3
at High Point	L	4	6

at Davidson	L	1	7
at Davidson	W	6	5
at James Madison	L	2	13
at Towson	L	0	2
at Towson	L	3	5
at Towson	W	11	9
at Bowling Green*	L	1	3
at Bowling Green*	L	4	15
at Akron*	L	0	8
at Akron*	L	1	4
at Akron*	W	4	1
at Akron*	L	2	4
Le Moyne	L	3	6
Le Moyne	W	14	9
at Canisius	W	2	1
at Canisius	L	2	3
Marshall*	L	0	4
Marshall*	L	2	5
Marshall*	W	8	4
Marshall*	W	3	2
St. Bonaventure	L	6	20
St. Bonaventure	L	5	7
Miami*	L	8	12
Miami*	L	1	9
Miami*	L	5	9
Miami*	L	7	19
Canisius	W	19	1
Canisius	W	11	7
Niagara	W	17	14
at Pittsburgh	L	0	4
at Pittsburgh	W	7	4
Ohio*	L	1	6
Ohio*	W	4	3
Ohio*	L	7	9
Ohio*	L	1	6
Duquesne	W	4	3
Duquesne	W	13	3
at Niagara	L	8	9
at Central Michigan*	L	4	7
at Central Michigan*	W	6	5
at Northern Illinois*	L	2	15
at Northern Illinois*	L	4	6
at Kent State*	L	9	13
at Kent State*	L	1	2
at Kent State*	L	4	13
at Kent State*	L	0	10

* - MAC

2004 15-39 (4-18 MAC)**Head Coach: Bill Breene**

at Georgetown	L	1	8
at Georgetown	L	3	7
at Georgetown	L	0	10
at Georgetown	L	2	10
at Maryland	L	1	6
at Maryland	L	2	13
at Maryland	W	6	0
at Kansas State	L	8	11
at Kansas State	L	6	10
at Kansas State	L	2	7
at Coppin State	L	10	11
at Delaware	L	0	11
at UMBC	W	13	8
at Towson	L	3	10
at Towson	W	9	6
at UMBC	L	4	6
at Canisius	W	14	2
at Canisius	W	10	5

at Le Moyne	L	12	13
at Le Moyne	L	1	5
Akron*	L	5	6
Akron*	L	1	6
Niagara	L	4	5
Niagara	W	8	7
Bowling Green*	W	3	2
Bowling Green*	L	5	8
Bowling Green*	L	2	7
Miami (OH)*	L	4	13
Miami (OH)*	L	6	7
at St. Bonaventure	L	0	8
at St. Bonaventure	W	4	3
at Ohio*	L	1	8
at Ohio*	W	4	3
at Ohio*	W	4	0
Niagara#	L	10	11
Canisius#	W	10	7
at Kent State*	L	2	11
at Kent State*	L	2	11
at Kent State*	L	4	11
Pittsburgh	L	5	20
Canisius	W	3	2
Canisius	W	9	8
Toledo*	L	2	5
Toledo*	W	5	4
Toledo*	L	2	9
Niagara	W	10	8
at Central Michigan*	L	2	7
at Central Michigan*	L	2	10
at Central Michigan*	L	4	6
at Niagara	L	8	10
at Duquesne	L	5	8
at Marshall*	L	4	8
at Marshall*	L	2	9
at Marshall*	L	1	5

* - MAC

- Big Four Classic

2005 19-30-1 (5-14-1 MAC)**Head Coach: Bill Breene**

at Kentucky	L	3	4
at Kentucky	L	7	10
at Kentucky	L	9	11
at Georgia Southern	L	1	13
at Georgia Southern	L	6	14
at Georgia Southern	L	5	8
at George Washington	L	4	9
at UMBC	W	6	5
at Towson	L	4	6
at Coppin State	W	5	3
at Coppin State	W	1	0
at Towson	L	8	11
at Towson	W	12	9
at Towson	W	9	8
at UMBC	W	8	5
at UMBC	L	3	5
at Navy	W	7	2
at Navy	W	2	0
at Navy	W	8	0
at Akron*	L	6	8
at Canisius	W	16	0
at Canisius	L	4	8
at Bowling Green*	L	1	7
at Bowling Green*	W	6	4
at Bowling Green*	L	0	1
at Niagara	L	1	2
at Niagara	L	2	4

YEAR-BY-YEAR RESULTS

at Miami (OH)*	L	3	10
at Miami (OH)*	L	5	6
at Miami (OH)*	L	5	8
St. Bonaventure	L	1	6
Ohio*	T	8	8
vs. St. Bonaventure#	L	2	5
vs. Niagara#	W	10	3
Kent State*	L	2	9
Kent State*	L	3	7
Kent State*	L	12	25
Canisius	W	13	1
Canisius	W	8	4
at Toledo*	L	6	17
at Toledo*	W	4	3
at Toledo*	L	0	2
Duquesne	L	6	12
Central Michigan*	L	0	3
Central Michigan*	L	4	6
Central Michigan*	L	5	12
Niagara	W	5	2
Marshall*	W	7	4
Marshall*	W	6	2
Marshall*	W	1	0
* - MAC			
# - Big Four Classic			

2006 15-37 (6-21 MAC)**Head Coach: Bill Breene**

at Appalachian State	L	6	12
at Appalachian State	W	4	2
at Md.-Eastern Shore	L	2	15
at Md.-Eastern Shore	W	11	3
at Md.-Eastern Shore	L	1	3
at Marshall	W	8	7
at Marshall	L	9	10
at Marshall	L	3	20
at Marshall	L	7	13
at Southern Miss.	L	3	13
at Southern Miss.	L	3	21
at Southern Miss.	L	2	14
at Alcorn State	L	8	12
at SE Louisiana	L	3	5
at Loyola (New Orleans)	W	12	4
at New Orleans	L	1	8
at New Orleans	L	3	14
at New Orleans	L	5	6
Central Michigan*	L	0	5
Central Michigan*	L	0	8
Central Michigan*	L	0	12
at Canisius	W	11	3
at Eastern Michigan*	L	0	10
at Eastern Michigan*	L	1	6
at Eastern Michigan*	L	2	4
Toledo*	W	4	1
Toledo*	L	0	3
Toledo*	W	11	3
at Western Michigan*	L	0	5
at Western Michigan*	L	3	4
at Western Michigan*	L	3	8
at St. Bonaventure	W	8	4
at St. Bonaventure	W	8	5
Ohio*	W	4	3
Ohio*	L	6	11
Ohio*	L	4	17
Canisius#	L	4	12
Niagara#	W	27	12
at Akron*	L	5	7
at Akron*	W	7	6

at Akron*	L	8	9
at Le Moyne	L	3	5
at Le Moyne	W	6	3
at Miami*	L	1	2
at Miami*	L	3	12
at Miami*	L	0	12
Bowling Green*	L	3	12
Bowling Green*	L	4	6
Bowling Green*	W	11	8
Kent State*	L	0	9
Kent State*	L	7	9
Kent State*	W	5	3
* - MAC			
# - Big Four Classic			

2007 16-35 (11-16 MAC)**Head Coach: Ron Torgalski**

at Delaware State	W	14	5
at Nevada	L	3	13
at Nevada	L	2	6
at Marshall	L	8	9
at Marshall	L	0	1
at Marshall	L	0	1
at Marshall	L	3	9
at Temple	L	5	6
at Temple	L	0	9
at Navy	L	0	7
at Towson	L	5	8
at UMBC	L	2	6
at Navy	L	7	9
at Central Michigan*	L	0	3
at Central Michigan*	L	6	11
at Central Michigan*	L	0	10
Le Moyne	L	5	6
Le Moyne	L	6	9
Eastern Michigan*	L	3	5
Eastern Michigan*	W	2	1
Eastern Michigan*	L	1	8
at Canisius	L	5	11
at Toledo*	L	2	12
at Toledo*	W	9	3
at Toledo*	L	4	5
Niagara	L	5	6
Western Michigan*	W	5	4
Western Michigan*	W	3	1
Western Michigan*	L	6	7
at Ohio*	W	7	4
at Ohio*	L	9	14
at Ohio*	W	13	10
St. Bonaventure#	L	7	14
Niagara#	W	8	4
Akron*	W	7	5
Akron*	W	12	3
Akron*	L	4	8
at Niagara	W	8	4
Canisius	W	4	3
Canisius\$	W	7	0
Miami*	L	2	3
Miami*	L	0	7
Miami*	W	12	8
at Bowling Green*	W	2	1
at Bowling Green*	L	7	9
at Bowling Green*	W	14	3
St. Bonaventure	W	17	7
St. Bonaventure	L	5	16
at Kent State*	L	4	5
at Kent State*	L	1	2
at Kent State*	L	5	11

* - MAC
- Big Four Classic
\$ - Forfeit

2008 14-38 (7-19 MAC)**Head Coach: Ron Torgalski**

at North Carolina A&T	L	1	9
at North Carolina A&T	L	4	10
at North Carolina A&T	L	3	9
at Morehead State	L	2	3
at Morehead State	L	6	7
at Morehead State	L	1	5
at Morehead State	W	10	3
vs New York Tech^	W	12	7
at Lamar^	L	6	7
vs New York Tech^	L	0	8
vs Akron^	L	0	3
vs Southern Illinois	W	3	2
at Trinity	W	17	11
vs Notre Dame\$	L	1	13
vs Southern Illinois\$	L	8	9
at Texas-Pan American\$	W	2	1
Northern Illinois*	L	3	10
Northern Illinois*	L	1	17
Northern Illinois*	L	4	6
at Le Moyne	L	9	10
Central Michigan*	W	1	0
Central Michigan*	W	4	3
at St. Bonaventure	L	0	5
at St. Bonaventure	L	1	3
at Ball State*	L	1	3
at Ball State*	L	1	16
at Ball State*	L	3	9
Niagara	W	10	6
at Western Michigan*	L	5	12
at Western Michigan*	L	0	4
at Western Michigan*	L	0	3
Miami (OH)*	W	9	8
Miami (OH)*	W	3	0
Miami (OH)*	L	8	10
St. Bonaventure	W	3	2
St. Bonaventure	L	1	11
at Niagara	L	6	10
Akron*	W	10	4
Akron*	W	11	8
Akron*	L	7	9
at St. Bonaventure#	L	4	9
at Canisius#	L	5	8
at Kent State*	L	3	5
at Kent State*	L	1	7
at Kent State*	L	4	8
at Bowling Green*	L	5	6
at Bowling Green*	L	2	6
at Bowling Green*	L	8	9
at Ohio State	L	13	14
Ohio*	L	3	6
Ohio*	W	5	4
Ohio*	L	13	15

* - MAC
^ - Lamar Classic
\$ - Irish Classic
- Big Four Classic



YEAR-BY-YEAR RESULTS

2009 20-38 (6-20 MAC)

Head Coach: Ron Torgalski

vs Iona	W	14	2
at William & Mary	L	9	10
at William & Mary	W	4	2
vs Iona	W	12	9
vs IPFW	L	11	12
at Eastern Kentucky	L	2	13
vs IPFW	W	4	1
at #24 Fresno State	L	3	6
at #24 Fresno State	L	4	22
vs Cal St-Bakersfield^	W	7	6
vs Portland^	W	9	7
at #24 Fresno State^	L	5	7
vs Cal St-Bakersfield^	W	23	10
vs Portland^	L	6	19
at #24 Fresno State^	L	0	20
at St. Bonaventure	L	1	6
at St. Bonaventure	W	18	9
at Northern Illinois	L	3	14
at Northern Illinois	L	3	9
at Northern Illinois	L	4	5
at Canisius	L	3	7
at Central Michigan	L	2	5
at Central Michigan	W	6	1
at Central Michigan	L	3	7
Hilbert	W	35	3
Ball State*	L	9	15
Ball State*	L	2	3
Niagara	W	21	11
Niagara	W	13	11
Western Michigan*	W	9	6
Western Michigan*	W	12	3
Western Michigan*	L	13	14
Canisius	L	6	10
Le Moyne	L	3	7
at Miami (OH)*	L	9	15
at Miami (OH)*	L	15	18
at Miami (OH)*	L	0	11
at Niagara	W	6	4
at Akron*	L	1	7
at Akron*	L	1	4
at Akron*	W	3	2
at St. Bonaventure#	W	14	5
at Canisius#	L	2	6
#23 Kent State*	W	15	14
#23 Kent State*	W	10	6
#23 Kent State*	L	8	16
St. Bonaventure	W	10	4
St. Bonaventure	L	1	2
Bowling Green*	L	6	21
Bowling Green*	L	3	13
Bowling Green*	L	7	15
at Youngstown State	L	10	17
at Ohio*	L	5	6
at Ohio*	L	11	12
at Ohio*	L	8	19

* - MAC

^ - Jonny Quik Classic

- Big Four Classic

2010 22-30 (8-19 MAC)

Head Coach: Ron Torgalski

at Charlotte	L	5	11
at Charlotte	L	4	8
at Charlotte	L	4	12
at Morehead St.	W	6	4
at Morehead St.	L	3	17

at Morehead St.	W	26	17
at Morehead St.	W	13	9
at Georgetown (KY)	W	14	4
at Georgetown (KY)	W	8	6
at Tennessee Tech	L	0	9
at Tennessee Tech	L	6	12
at Tennessee Tech	W	9	3
at Tennessee Tech	L	7	13
at Butler	W	9	1
at Butler	L	2	9
at Butler	W	9	7
at Butler	W	9	7
Eastern Mich. *	L	2	7
Eastern Mich. *	L	2	5
Eastern Mich. *	L	1	4
Niagara	W	8	6
at Northern Ill. *	L	1	6
at Northern Ill. *	W	3	2
at Northern Ill. *	W	11	7
Toledo *	L	4	18
Toledo *	L	5	8
Toledo *	L	8	17
St. Bonaventure	L	4	5
St. Bonaventure	W	12	2
at Niagara	W	21	4
at Ball St. *	L	5	11
at Ball St. *	L	5	6
at Ball St. *	W	11	7
Canisius	W	8	7
Niagara	W	28	4
Kent St. *	L	4	9
Kent St. *	L	4	8
Kent St. *	L	8	16
at Le Moyne	L	0	2
at Le Moyne	L	1	2
at Akron *	W	6	4
at Akron *	W	9	8
at Akron *	L	6	7
at Ohio *	L	1	5
at Ohio *	L	5	17
at Ohio *	L	5	12
Miami (Ohio) *	W	16	10
Miami (Ohio) *	W	3	2
Miami (Ohio) *	W	5	1
at St. Bonaventure	Cancelled		
at St. Bonaventure	Cancelled		
at Bowling Green *	L	8	10
at Bowling Green *	L	7	13
at Bowling Green *	L	8	9

2011 0-0-0 (0-0 MAC)

Head Coach: Ron Torgalski

at N. Mexico State	-	-	-
at N. Mexico State	-	-	-
at N. Mexico State	-	-	-
at Delaware State	-	-	-
at Delaware State	-	-	-
at Delaware State	-	-	-
at Delaware State	-	-	-
at Delaware State	-	-	-
at Longwood	-	-	-
at Longwood	-	-	-
at Longwood	-	-	-
at North Carolina State	-	-	-
at East Carolina	-	-	-
at N. Carolina Central	-	-	-
at N. Carolina Central	-	-	-

at N. Carolina Central	-	-	-
at St. Bonaventure	-	-	-
at St. Bonaventure	-	-	-
at Eastern Michigan*	-	-	-
at Eastern Michigan*	-	-	-
at Eastern Michigan*	-	-	-
at Canisius	-	-	-
Northern Illinois*	-	-	-
Northern Illinois*	-	-	-
Northern Illinois*	-	-	-
Canisius	-	-	-
at Toledo*	-	-	-
at Toledo*	-	-	-
at Toledo*	-	-	-
St. Bonaventure	-	-	-
St. Bonaventure	-	-	-
Ball State*	-	-	-
Ball State*	-	-	-
Ball State*	-	-	-
Niagara	-	-	-
Niagara	-	-	-
at Kent State*	-	-	-
at Kent State*	-	-	-
at Kent State*	-	-	-
Le Moyne	-	-	-
Le Moyne	-	-	-
Akron*	-	-	-
Akron*	-	-	-
Akron*	-	-	-
at Niagara	-	-	-
Ohio*	-	-	-
Ohio*	-	-	-
Ohio*	-	-	-
at Miami (OH)*	-	-	-
at Miami (OH)*	-	-	-
at Miami (OH)*	-	-	-
Bowling Green*	-	-	-
Bowling Green*	-	-	-
Bowling Green*	-	-	-

* - MAC

BULLS IN THE PROS // HALL OF FAMERS


UB PLAYERS IN PROFESSIONAL BASEBALL



Zach Anderson




Brian Hansen




Mike Scime

YEAR	PLAYER	POS.	TEAM
1968	Brian Hansen	C	Philadelphia
1968	Ken Rutkowski	P	San Francisco
1968	Rick Wells	OF	Kansas City
1972	Rick Albert	SS	Atlanta
1973	Joe Piscotty	OF	Pittsburgh
1973	Mark Stanko	OF	Chicago Cubs
1976	John Buszka	OF/1B	Cleveland
1976	Jim Riedel	P	Los Angeles
1976	Bob Amico	OF	Los Angeles
1976	Jim Niewczyk	P	Cincinnati
1976	John Kidd	3B/OF	Boston
1977	Mike Dixon	C/1B	Philadelphia
1977	Dave Casbolt	P	Kansas City
1979	Ed Retzer	P	Oakland
1979	Jim Wojcik	OF	San Francisco
1979	John Pederson	C/3B	Cleveland
1980	Joe Hesketh	P	Montreal
1980	Dennis Howard	P/DH	Toronto
1980	Pat Raimondo	2B	Los Angeles
1980	Ron Nero	P	New York Yankees
1981	Dave Rosenhahn	1B/P	Chicago Cubs
1981	Russ Brahms	P	Chicago Cubs
1982	Gene Dudek	2B/3B	Baltimore
1982	Tony Nicometti	P	Montreal
1983	Peter Grimm	P	Cincinnati
1983	Paul Daddario	SS	Atlanta
1985	Bob Strickland	1B/P	Chicago Cubs
1986	Bob Williams	P	Baltimore
1986	Marty Cerny	P	Texas
2005	Joe Mihalics	SS	New York Mets
2007	Mike Folli	2B	St. Louis
2008	Steve Geltz	P	Los Angeles Angels*
2009	Zach Anderson	P	Toronto
2010	Chaz Mye	P	Oakland*
2010	Brad Agustin	INF	Normal Cornbelters [%]
2010	Eric Flynn	OF	Beenleigh Hawks ^{&}


* - Signed as a free agent
 % - Of the Frontier League
 & - Of the Greater Brisbane Baseball League (Australia)



Jim Riedel



Mike Folli



Paul Mary

WESTERN NEW YORK BASEBALL HALL OF FAME

The following UB players have been inducted into the WNY Baseball Hall of Fame:

YEAR	PLAYER	SEASONS	YEAR	PLAYER	SEASONS
2009	Jim Duprey	1965-66	2003	Mike Scime	1979-81
2009	Gary Odachowski	1971-73	2002	Phil Rosenberg	1978-80
2009	Dave Rosenhahn	1979-81	2001	Orv Cott	1970-72
2009	Joe Vizzi	1976-77	2001	Mike Groh	1975-79
2007	Mike Betz	1975-79	2001	Jim Mary	1973-76
2006	Paul Daddario	1981-83	2000	Jim Krawczyk	1961-63
2006	Don Griebner	1977-80	2000	Bob Miske	1959-61
2005	Paul Mary	1981-83	1999	Brian Hansen	1966-68
2005	Bill Monkarsh	1968-81	1999	Earl Tomkins	1963-65
2004	Bob Marafino	1949-52	1998	Jon Roth	1970-72
2003	Gene Dudek	1979-81	1997	Bob Plezia	1961-63
2003	Ed Retzer	1979-80	1997	Phil Smolinski	1952-53

UB ATHLETIC HALL OF FAME MEMBERS

Player	Grad. Year	Pos.
Bob Miske	1961	--
(Pro scout with Mariners, Yankees and Dodgers)		
Gerald Gergley	1963	P
(Also a star wrestler and football player)		
Brian Hansen	1968	C
(Led nation in hitting, 1967, .533)		
Mike Klym	1973	P
(Also a star hockey player, had 186 career points)		
John Buszka	1976	OF/1B
(Led nation in hitting, 1975, .517)		
Mike Dixon	1979	C/1B
(Sixth in nation in hitting, 1977, .457)		
Joe Hesketh	1981	P
(Third in nation in ERA, 1979, 0.90)		
James Peelle	--	Coach
(Won 72.5 percent of his games in 17 years)		



UNIVERSITY AT BUFFALO BASEBALL: A TRADITION TO ADMIRE

ON THE BANKS OF THE GREAT LAKES, UB BASEBALL HAS A LEGACY OF SUCCESS DESPITE THE COLD CLIMATE

THE BEGINNINGS

Even though the University at Buffalo was founded in 1846, it wasn't until the mid-1930s that UB fully entered the world of intercollegiate athletics. Originally, the school offered eight varsity sports - hockey, golf, tennis, cross country, track and field, wrestling, basketball and football.

After World War II, the University's sports program expanded with the addition of its first baseball team in 1949. The first baseball team would be coached by Jim Peelle. In that year, the Bulls played their first game in school history against Buffalo Tech, winning 18-7 while finishing the season with a perfect 4-0 record.

Peelle served as the athletic director as well as coached the UB football team from 1936 to 1947, having led the Bulls to a 15-3 combined record in his final two seasons. He was understandably reluctant to take the baseball job full-time due to his prior commitments. Peelle turned to Carl Pilarski and Ed Muto to coach the team in 1950 and 1951, respectively.

In 1952, Peelle returned to the helm as coach guiding the team to an 8-2 overall record.

Throughout Peelle's era, the team enjoyed remarkable success, finishing with a losing mark once and winning 72.5 percent of its games. Buffalo mostly competed against schools close to home, not even leaving Western New York for a game until 1963 when the Bulls travelled to the NCAA Atlantic College Division Tournament. It was one of two straight years Peelle led his team to the NCAA Tournament. In his Peelle's final season in 1967, he led the Bulls to its best mark to date, 16-1 while losing its only game to Colgate, 3-2.

THE MONKARSH ERA



After Peelle stepped down in 1967, Bill Monkarsh took the reigns of the program and immediately elevated the team's status. While Peelle kept the team in the College Division during his tenure, Monkarsh immediately put the team in the University Division and kept it in Division I even after UB dropped all of its sports to Division III in the '70s.

With the added status, Monkarsh took his team on annual Florida trips, which provided some of the greatest upsets in school history, including the 1980 win over second-ranked Miami. The Bulls also beat Oklahoma State, Michigan and Iowa.

His players were mostly Western New Yorkers who slipped through the cracks of big-time baseball schools because of the cold-weather climate of Buffalo. In return for the chance to play Division I baseball for Monkarsh, the players rewarded the school with only two losing seasons in 14 years.

Brian Hansen (1967) and John Buszka (1976) each led the NCAA in hitting. Hansen and Buszka each were drafted by major league teams, along with 22 other players during the Monkarsh era.

Another one of Monkarsh's pupils, lefthander Joe Hesketh, became the first UB player to compete in the majors. In 1980, Hesketh was drafted by the Montreal Expos in the second round and joined the club by 1984.



Clockwise from top left: Pitcher Edwin Anderson, who won five games and batted .429 as a Bull, delivers in a 1955 game; 1967 quad-captains, featuring Brian Hansen, third from left, who led the nation with a .533 average that season; Brian Laud, who finished his career with a 2.16 ERA, fires a pitch in 1967; Orv Cott, who was inducted into the Western New York Hall of Fame in 2001, takes a cut in a 1972 game; Assistant coach Len Kosobucki examines the lumber with his players; Paul Mary, a newly inducted member of the Western New York Baseball Hall of Fame, slides back into the bag in a 1982 game.

Many of the records set during Monkarsh's time with the program stand till this day, including Buszka's hefty .517 average in 1976 or Hesketh's six career shutouts.

Bill Monkarsh stepped down as head coach in 1982 and Ray Borowicz ran the program for the next six years, but in 1987, the program folded.

STARTING A NEW ERA

In the late 90's, the University at Buffalo re-committed itself to the athletic program by announcing its plan to re-enter Division I competition. The University decided it would join the Mid-American Conference and soon talk of baseball revived. One of the six sports the MAC requires is baseball. With the University's announcement that it would be joining the MAC in 2000, Bill Breene, an athletic administrator at the school, took the reigns of the once-again fledgling program.

With only one year of preparation, the Bulls' new baseball era started in 2000, as the team finished 12-35, winning its first game of the new era against Sacred Heart, 7-6.

In 2002, the Bulls reached a high-water mark in the new era, winning 16 contests in the team's second season in the MAC.

Breene reignited some of the traditions of the Monkarsh era, including finding draft-quality prospects like Joe Mihalics, who set UB's career hits record before being drafted by the New York Mets in the 34th round of the 2005 draft.

In 2005, Breene coached the team to 19 wins, its first Mid-American Conference sweep while also overseeing players who pulled in three weekly conference honors and a national player of the week honor.

Breene continued to mine the fields of New York for talent, having overseen three Louisville Slugger/Collegiate Baseball Freshman All-Americans.

A FAMILIAR FACE TAKES OVER

In July 2006, long-time assistant coach Ron Torgalski took over the program with the addition of Jim Koerner and Joe Hesketh. The trio of Western New York coaches began adding to UB's baseball legacy. In 2007, the Bulls' collected their highest conference win total since joining the MAC in 2000.

Under Torgalski, the Buffalo offenses have been some of the very best in program history, setting eight offensive records in 2009 alone, and the 46 home runs hit in 2010 also was a program record, and the 71 stolen bases were a team high since the program's reinstatement.




UB baseball alumni from past and present reunite at Amherst Audubon Field.

UNIVERSITY AT BUFFALO

2011 BULLS BASEBALL



ALL-TIME ROSTER (1952-PRESENT)




Rick Albert



Brad Agustin



Nick Bellacose



Russ Brahms



Chris Ciesla

-A-

Steve Aarons (1984)
Robert Adams (1959-60)
Brad Agustin (2006-10)
Rick Albert (1971-72)
Jordan Alcott (2002-03)
Jim Allegretto (1959)
David Amaro (2002-06)
Bob Amico (1975-76)
Bill Anderson (1987)
Zach Anderson (2006-09)
Edwin Anderson (1955)
Richard Anderson (1977-78)
Samuel Arcara (1969-70)
John Atti (1973-74)
Brian Ayrault (2000)

-B-

Charles Babiak (1956)
D. Bach (1965)
Baiocco (1979)
Rick Baldi (1979-80)
Alex Baldock (2009-pres.)

D. Baldwin (1963)
Tyler Balentine (2000-03)
Bill Balfourt (1970-71)
Mike Bammel (1984)
Dan Barbaro (1984)
Al Barbato (2004-05)
Richard Barbera (1968-69)
Bruce Barkevich (1986)
Gregory Barnes (1969)
Bill Barto (1964-65)
Bob Barto (1965)
Don Basile (1985-87)
Bob Batdorf (2001, 2004)
Wally Batley (1971)
Nick Bellacose (2001-04)
Ernest Benoit (1954)
Mike Betz (1975-79)
Shivam Bhan (2007-10)
Kevin Biddle (1985)
Gavin Black (2009-10)
Corey Blair (2001-02)
Trevor Blair (2008)
Mike Blas (1986)
John Bliss (1984)
Nate Bliss (1958-60)
Nate Bliss (2001)
Curt Blizzard (1981)
John Boom (2002-05)
Dave Borsuk (1975-78)
Christopher Bos (1984)
Russ Brahms (1980-81)
Nick Bremigan (1963-65)
Robert Briggi (1954)
Rich Brindisi (1987)
Irving Brody (1958-59)
Rich Brooks (1976-78)
Kevin Brown (2000-01)

Dave Brozyna (2004)
Jeff Brummer (1986-87)
Eric Bryce (2009-pres.)
Frank Buchta (1966-68)
Gordon Bukaty (1960-61)
Mike Burg (1976)
Michael Burke (2010-prs.)
Busch (1966)
John Buszka (1974-76)

-C-

Cafarella (1967)
Mike Cahill (1970-72)
Mike Calabrese (1971)
Tim Calhoun (1974, 1978)
John Callies (1984)
Dean Cameron (1983-84)
Frank Camiolo (1956-57)
Jordan Camp (2010-prs.)
Russell Carone (2010-prs.)

Bill Casbolt (1974-77)
Gary Castine (1972)
Chris Castro (2008-10)
Robert Cea (1982)
Dennis Cehulik (1978-79)
Marty Cerny (1981-86)
Mike Cerny (1981-85)
Charles Cerrone (1984)
Chris Ciesla (2005-09)
Ray Chamberlin (1952-54)
Mike Choate (1962)
Art Cholewinski (1956-57)
Dustin Clark (2003-04)
Brad Cochran (2009-10)
Dave Cohan (1980-81)
Mike Connelly (2004-05)
Mike Constantino (1969-70)
Cook (1967)

William Coomber (1977)
Aaron Coonick (2000)
Yancy Cooper (1984)
Cameron Copping (2010-prs.)

Orv Cott (1970-72)
Ron Couche (1978-79)
Fran Coudriet (2001-02)
Gary Cox (1972-74)
James Crawford (1960)
Kevin Crumb (2009-pres.)
Gary Cullen (1984-85)
Dan Curcione (2000)

-D-

Paul Daddario (1981-83)
Leo Dandes (2005)
Adrian Daniels (2000-03)
Casey Davis (1984)
Gary Dean (1967-69)
Mike Dean (1973-76)
Dale DelBello (1962-64)
Felix DeLeon (2007)
Donald Dell (1952-54)

Mike DeLuca (1973)
Delucia (1963)
Douglas DeMarco (1968-69)
Tom DeMaria (1952-53, 1957-58)
Joe DeMartino (1987)
Peter Demitry (1986)
Tim Deos (1977)
Steve DeRose (1986)
Dan Deutsch (1986)
Nicholas Diakum (1954)
Brandon DiCesare (2000-03)
Dickman (1962)
Matt Dimakos (1984-86)
Leon DiNardo (1972)
Dan DiPirro (1981)
Paul DiRosa (1968-70)
Mike Dixon (1974-77)
Paul Dlugosz (1987)
Jon Dolinar (2000)
Pat Domanico (1970)
Jim Donlin (1962)
David Drake (1955-58)
Tim Dublino (1984-86)
Peter Dudek (1983)
Gene Dudek (1979-81)
Brendan Dunford (2001-02)
Jim Duprey (1966-67)
Ed Durkin (1974-78)
David Dux (1966)

-E-

Dave Eberhard (1984-87)
Josh Edwards (2009-pres.)
Gary Emerling (1968)
Mark Esposito (2000-03)
Jeff Evancho (1987)
Rich Evans (1973)
Everding (1962)

-F-

Fell (1963-64)
Thomas Finger (1968-69)
Greg Fisher (1978-79)
Mike Flaherty (2000-01)
James Flatley (2006-07)
Eric Flynn (2006-09)
John Folk (2010-prs.)
E.J. Folli (2005-08)
Mike Folli (2005-07)
Pat Fountain (1985)
Jonathan Fragulia (2010-prs.)
Matt Francavillo (2005-07)
Dan Francis (2006-09)
Matt Franklin (2000-03)
Jeffrey Friedman (1984)
Gary Fries (1959)
Wayne Fry (1974-75)
Tony Fuller (2007-08)
Bill Fulton (1961-62)



ALL-TIME ROSTER (1952-PRESENT)

-G-

Jon Gaffney (1980)
 Gary Gaiser (1971-72)
 Jim Galbo (1971)
 John Gallagher (1979-81)
 Phil Ganci (1976-79)
 Charles Ganim (1956)
 Jeff Garlack (1984)
 Steve Geltz (2006-08)
 Gerald Gergley (1960-61)
 Larry Gergley (1962-64)
 Fred Geringer (1966)
 Jeff Gernatt (1976-77)
 Don Gilbert (1962)
 Joe Gilfus (1987)
 T. Gill (1965)
Daniel Ginader (2010-prs.)
 Joseph Girard (1954-56)
 Joel Goldstein (1956)
 Rob Golemba (2000-01)
Ryan Goodell (2010-prs.)
 Dan Gorman (1973-76)
 Henry Gossel (1952)
 John Grad (1966-68)
 Devin Greeno (2007, 2009)
 Don Griebner (1977-80)
 Peter Grimm (1981-83)
 Mike Groh (1975-79)
 John Grunzweig (1957-58)
 Scott Gruver (2001)
 Melvin Gust (1957)

-H-

Adam Haas (1981)
 Martin Hackford (1984)
 Jeffrey Hains (2007-10)
 John Halldin (1958)
 Darren Hamilton (1986)
 Peter Hammerl (1981-83)
 Gary Hannes (1964)
 Brian Hansen (1966-68)
 Tim Harding (1981-84)
 Jim Harvey (1968)
 John Haubiel (1960)
 Heitz (1966-1967)
 Mike Henne (1984)
 Mike Herb (1984-86)
 Thomas Herring (1960)
 Joe Hesketh (1978-80)
 Hetzel (1965)
 John Hoar (1983-84)
 George Hofheins (1966-68)
 Jim Horne (1953-55)
 R. Hort (1963)
 Dennis Howard (1978-80)
 Hubbard (1966-67)
 Eric Huber (2000-02)
 Brian Huckle (1970)
Kevin Hughes (2010-prs.)
 Ken Hyer (1983)

-J-

Frank Jagoda II (1980-83)
 Frank Jagoda III (2006-07)
 Tom Januchowski (2000)
 Nick Jasinski (2009-10)
 Bruce Jaslow (1957-58)
Mark Jiron (2010-prs.)
 Lynn Johnson (1964)
 Matt Johnson (2005-06)
 Johnson (1978)
 Howard Johnt (1952)
 Don Jok (1969-71)
 Stan Jok (1968-70)

-K-

Ernie Kalobius (1971)
 Jack Kaminska (1975-77)
 Jason Kanzler (2009-10)
 Charles Karstedt (2006-pres.)
 Dave Kauderer (1984-86)
 Bruce Kaumeyer (1975)
 Carley Keats (1960-61)
 Paul Kellner (1987)
 Dan Kelly (1978)
 Dennis Kelly (1978)
 Eric Kelly (2004)
 John Kidd (1974-76)
 Robert Kiernan (1969)
 James Kingsley (2003-06)
Mike Klaus (2008-pres.)
 Eric Kline (2008-09)
 James Klopfer (1981-84)
 Gerald Klopfer (1981-84)
 Jim Klubek (1986-87)
 Garry Klumpp (1980-81)
 Mike Klym (1972-75)
 Ken Kobel (1985-86)
 Rich Kobel (1973-76)
 Bob Kohansky (1963-64)
 Kori Korinek (2007)
 Leonard Kosobucki (1955-57)
 Frank Kotlowski (1958)
 Tony Kurtz (2005-08)
 Dan Kraft (1962-64)
 Steven Krall (1972)
 Gary Krasinski (1972)
 Tim Kraska (1981-84)
 Jim Krawczyk (1961-63)
 Walter Krisa (1981)
 Richard Krischan (1955-57)

-L-

Jim Lalayanis (1972-74)
 Tim Lancto (1987)
 Paul Lang (1968-70)
 LaPash (1979)
 Ronald LaRocque (1953-54)
 Matt Larson (2004-06)
 Keith Lasher (1955)
 Bill Lasky (1973-76)
 Brian Lattanzi (2009)

R. Laub (1963)
 Brian Laud (1967-69)
 Tony Lavelle (1986)
 Frank LaVerdi (1969)
 Rob Lawler (2008-10)
 Donald Lawrence (1960-61)
 Steve Legrett (2004)
 R. Leiser (1966-67)
 Mike Leslie (2001-02)
 C. Letson (1965)
 Levitt (1955)
 Al Lewis (1980)
 Alex Lindermeier (2009-10)
 Tom Liebler (1985-87)
 Robert Linkner (1957)
 Douglas Long (1965-67)
 Jose Lopez (1984)
 Jeff Loveys (2003-04)
 Edward Lowe (1968)
 Craig Lyon (1962-64)

-M-


Rich Magliazzo (1973-74)
 Tom Maikosh (1971-72)
 Rob Mancini (2008)
 Joe Marcella (1978-80)
 Anthony Marchioli (2005)
 Marcy (1962)
 Rick Mariano (2000)
 Richard Maronski (1981-84)
 Kevin Martin (1981)
 Jim Mary (1973-76)
 Paul Mary (1981-83)
 Anthony Marzo (1972-76)
 Jim Marzo (1973-74)
 Dave Mason (1986)
 Mast (1972)
 Jim Mattison (1981-83)
 John Mattison (1981-83)
 Duke Mattoon (1986-87)
 George Maue (1960-61)
 James May (1967-69)
 Kevin McCall (2008-09)
 Ron McEwan (1964-66)
 McGrath (1962)
 Chris McGraw (2003-05)
 Richard McLaughlin (1958)
 Mark McMahan (2000-03)
 John McNamara (1987)
 Michael Mc Nerney (1957-58)
River McWilliams (2008-pres.)
 Sean McWilliams (2004-06)
 Tim Meidenbaue (1984)
 Mendel (1963)
 Al Meranto (1984)
 Tim Meterko (1969-71)
William Michaels (2010-prs.)
 Joe Mihalics (2002-05)
 Joseph Mikulewicz (1952)
 Gregg Miller (1979-83)



Orv Cott



Adrian Daniels



Mike Folli




Steve Geltz




John Kidd

ALL-TIME ROSTER (1952-PRESENT)



James Kingsley



Jim Lalayanis



Chris McGraw



Jim Mary



Joe Mihalics

John Mineo (1975-76)
 P. Miville-Deschenes (2009-10)
 Mike Mogavero (1985)
 Nicholas Mogavero (1952)
 Bill Monkarsh (1958-59)
 Angelo Montante (1962)
 Gerald Montemerano (1962-64)
 James Montevocchi (1984)
 Gary Montour (1972-74)

Bryant Moore (2010-prs.)

Morelli (1966)
 Donald Morgan (1955-56)
 Michael Morlock (1977-79)
 Francis Mormul (1952-55)
 Richard Mott (1979)
 Scott Mruzcek (2000-01)
 Tony Murley (1970)
 David Murphy (1952)
 Dennis Murphy (1970-72)
Tom Murphy (2009-pres.)
 William Murphy (1981-84)
 Chaz Mye (2008-10)
 Mike Myers (1986-87)
 Seth Myones (1980-81)
 Robert Myszewski (1960-61)

-N-

Nason (1966)
 David Neff (2009-10)
 Steve Nelson (1969-70)
 Ron Nero (1976-79)
 Kevin Nesteruk (2000-03)
 Nicholson (1979)
 Robert Nicoletta (1960-61)
 Tony Nicometi (1980-81)
 Jim Niewczyk (1973-76)
 Kurt Norris (1984)
 Peter Notaro (1954)

-O-

Christopher O'Connell (1984)
 Terry O'Grady (1986-87)
 John O'Hara (1984)
 Steve O'Keefe (2000)
 Kevin O'Sullivan (1979)
 Tom Oatmeyer (1964-65)
 Frank Occhiogrosso (2000)
 Gary Odachowski (1970-73)
 George Odachowski (1970-71)
 Stan Odachowski (1968-70)
 Pete Odrobino (1971)
 Rick Oliveri (2005-08)
 Doug Olsson (1979-81)
 Greg Orange (1979-81)
 Aaron Otto (2002-06)
 Luke Owens (1977-78)

-P-

Ron Pajak (1959-60)
 Jim Palano (1971)
 Al Pannoni (1969-70)
Zach Papesh (2008-pres.)

Dean Pappas (1976)
 Parker (1965)
Turner Parry (2010-prs.)
 Alan Parsels (1986-87)
 Leonard Pearson (1952)
 John Pedersen (1976-79)
 Joe Pedone (1984)
 Brent Penwarden (1953-54)
 Gary Pepke (1983-84)

J. Permison (1963)
 A. Peskowitz (1963, 65)
 E. Peskowitz (1963)
 Rudy Pettiford (1979-82)
 James Piazza (2006-09)
 Dick Pirozzola (1966-68)
 Joe Piscotty (1972-73)
 Joseph Pitcher (1956)
 Bobby Pizzuto (2007-10)
 Robert Plezia (1961-63)
 Steve Pokrzyr (1984)
 Poliachik (1967)

Matt Pollock (2009-pres.)

Gary Porter (1971)
 Donald Potwora (1965-67)
 Mike Power (1981-83)
 David Preston (2002-03)
 Leonard Previte (1984-85)
 Frank Prezioso (1975)
 Bob Prorok (1969-71)
 Anthony Puccia (2000-02)
 Brian Pullybank (2009-10)
 Edward Purser (1957-59)
 R. Pusateri (1965-66)
 Norm Pyzikiewicz (1955-57)

-Q-

Dan Quinn (2004-06)

-R-

Raczka (1966-67)
 Dan Radley (1981-84)
 Mike Radanovic (2007)
 Dan Railey (1981-84)
 Pat Raimondo (1978-80)
 Scott Raimondo (1977-80)
 Brian Randazzo (2008-09)
 Rasey (1966)
 Thomas Rectenwald (1967-69)
 Douglas Reed (1952-53)

Jesse Reinstein (2007-pres.)

Dennis Renders (2001)
 Ed Retzer (1979-80)
 Marshall Rhinehart (1984)

Thomas Richards (2010-prs.)

William Rider (1956-58)
 Jim Riedel (1973-76)
 Bill Riter (1964-65)
 Jeff Robertson (2000-01)
 James Rodriguez (1977-78)
 Mario Roefaro (2005)
 Mark Roehner (1980-81)

Peter Rogalle (1983-85)
 Dan Rogan (1986)
 Matt Rogan (2000)
 Gary Rogers (1972)
 Rohansky (1965)

Gaston Rojas (2010-prs.)

Gerald Rosenbaum (1955-56)
 Jacob Rosenbeck (2006-10)
 Phil Rosenberg (1978-80)
 Dave Rosenhahn (1979-81)
 Raymond Rosinski (1960-61)
 Jon Roth (1970-72)
 Martin Rothschild (1964)
 Jim Rusin (1969-70)
 Adam Ruszkowski (2004-07)
 Ken Rutkowski (1966-68)
 Anthony Ryan (1969)
 Ryan (1964)

-S-

Tom Safran (1973)
 Steve Salasny (1961)
 Don Salvatore (1975-76)
 John Samar (1985)
 James Sampagnaro (1962)
 Bryan Sanchez (2000-03)
 Vincent Sanchez (1965)
 Augie Santa Maria (1973)
 Joe Scaffidi (1974)

Daniel Scahill (2010-prs.)

Michael Scarcello (2010-prs.)

Mark Scarcello (1975-78)
 Tony Scarpace (2003-2004)
 Schaeffer (1964)
 Richard Schake (1952-53)
 Richard Schaper (1958-60)
 Paul Schifferle (1984-85)
 Michael Schimmel (1975)
 Martin Schnabal (1984)
 Paul Schneeberger (1981)
 Joe Schwartz (1987)
 Jim Scime (1971-73)
 Mike Scime (1979-81)
 Phil Scott (1962)
 Pete Selden (2000-01)
 Bill Selent (1961-62)
 Alex Sepi (1986-87)
 Gordon Shaw (1965-67)
 Adam Skonieczki (2007-10)
 Charlie Smilinich (2000)
 Bryan Smith (2008-10)
Andrew Smietana (2010-prs.)
 Phillip Smolinski (1952-53)
 Rob Snyder (1987)
 Roy Sommer (1962)
 Paul Songin (1973-74)
 William Sonnie (2007)
 Tim Sova (2001-02)
 Kevin Sowinski (1985)
 Dave Speranza (1982-86)



ALL-TIME ROSTER (1952-PRESENT)

Bob Sperlazza (1977, 1980)
 Don Spinelli (1962)
 John Stajdular (1984)
 Mike Stangroom (2008-09)
 Mark Stanko (1971-73)
 Tony Starzynski (1981)
 Jason Steen (2009)
 Robert Stiscak (1969)
 William Stoddart (1957-59)
 John Stofa (1962-64)
 Mike Stover (1986)
 Bob Strickland (1983-85)
 Stroszewski (1962)
 Robert Stuck (1955-56)
 John Sullivan (2000-03)
 Jon Sullivan (1986-87)
 Kyle Swiatocha (2000-03)
 Stanley Szafranski (1953)

-T-

Tony Tasner (2003-05)
 Mark Terry (1985-87)
Jeff Thompson (2009-pres.)

Bryan Thrasher (2004)
 Owen Tober (1971-72)
 Joel Todaro (1984)
 Joe Todoro (2001-02)
 Earl Tomkins (1963-65)
 Mark Tourangeau (2004-08)
 Darren Travers (2009-10)
 Bill Tresp (1970)
 Carl Trost (1974)

Ryan Tulloch (2009-pres.)

-U-

Uraskevich (1966-67)
 Carl Usatch (1957-60)

-V-

Phil Vanhorne (2002-05)
 Chuck Varga (1975)
 Frank Ventura (1953-54)
 Tony Villa (1970-71)
 James Viterna (1952)
 Joseph Vizzi Jr. (1977)
 Mark Vogel (2000)
 John Vona (1955-57)
 Joseph Voskerichian (1952)

-W-

Norman Wagner (1957-59)
 Nick Walczak (2007-08)
 Paul Walldmiller (1952-54)
 Tim Walsh (1973)
 Dave Ward (1975)
 Joe Ward (1978-81)
 Craig Warthling (1977)
 Steve Wasula (1963-65)
 Paul Webb (1980-83)
 Joe Welch (2004-07)
 Ken Welgos (1983-84)
 Rick Wells (1967-68)
 Andrew Wengert (2002-05)

Ken Wenz (1981)
 Larry Wheeler (1974)
 Doug Whelan (1971-72)
 Larry Whelan (1974-76)
 Mike Whelan (1963-64)
 John White (1976-78)
 Ed Wianecki (1962-64)
 Wielinski (1972)
 Frederick Wiser (1965-66)
 John Wojak (1971)
 Paul Wojciehowski (1985)
 James Wojcik (1977-79)
 Shane Wolf (2005-06)
 Rick Wolstenholme (1973-75)
 Jeff Woodrich (1987)
 Barney Woodward (1970-71)
 William Wright (1956-58)
 Mike Wroblewski (1987)


-Y-

Robert Yerge (1958)
 Cy Young (1954-55)


-Z-

Jim Zadora (1972-75)
 Joe Zappia (1955)
 Brian Zelasko (2000-04)
 Rick Zelawski (1973)
 Bill Zelman (1962-64)
 David Zona (2000)

Bold italics indicates a player still on the active roster. Information was compiled from all existing history. Please send corrections to the UB Athletic Communications Office at 175 Alumni Arena, Buffalo, NY 14260.



Adam Skonieczki




Jon Roth



Earl Tomkins



Phil Vanhorne



James Wojcik

