

**2017-18 MEN'S BASKETBALL
MEDIA GUIDE**

University Information

School Name: _____ University at Buffalo
 Location: _____ Buffalo, NY
 Founded: _____ 1846
 Enrollment: _____ 29,850
 President: _____ Satish K. Tripathi
 Director of Athletics: _____ Allen Greene
 Athletics Phone: _____ 716-645-3141
 Nickname: _____ Bulls
 Colors: _____ Royal Blue and White
 Affiliation: _____ NCAA Division I
 Conference: _____ Mid-American
 Arena: _____ Alumni Arena
 Capacity: _____ 6,783

Coaching Information

Head Coach: _____ Nate Oats
 Alma Mater: _____ Maranatha Baptist (1998)
 Record at UB: _____ 37-30 (2)
 Career Record: _____ Same
 Associate Head Coach: _____ Jim Whitesell
 Assistant Coach: _____ Bryan Hodgson
 Assistant Coach _____ Jamie Quarles
 Director of Operations: _____ Adam Bauman
 Secretary: _____ Mary Meyer
 Basketball Office Phone: _____ 716-645-3025

Mid-American Conference

Address: _____ 24 Public Square, 15th Floor
 _____ Cleveland, OH 44113
 Office Phone: _____ 216-566-4622
 Office Fax: _____ 216-696-2622
 Website: _____ www.mac-sports.com
 Commissioner _____ Dr. Jon A. Steinbrecher
 Asst. Commissioner/Media Relations: _____ Ken Mather
 Director of Media Relations (MBB): _____ Jeremy Guy

Athletic Communications

**Associate Director/
 MBB Contact:** _____ **Brian Wolff**
 Office: _____ 716-645-6993
 Cell: _____ 716-359-2750
 e-mail: _____ bcwolff@buffalo.edu
 Asst. AD/Communications: _____ Jon Fuller
 e-mail: _____ jfuller3@buffalo.edu
 Press Row: _____ 716-645-3360



Team Information

All-Time Record _____ 1,148-1,101 (100 years)
2016-17 Record _____ 17-15
Conference Record _____ 11-7
Conference Finish _____ 3rd, East Division
Conference Tournament _____ Quarterfinals - L vs. Kent State, 68-65
Lettermen Returning/Lost _____ 6/7
Starters Returning/Lost _____ 2/3

Returners

- **Ikenna Smart, Jr, F, 6-10, 225**
3.4 ppg, 3.6 rpg, 0.3 bpg
- **CJ Massinburg, Jr, G, 6-3, 170**
14.5 ppg, 5.6 rpg, 33.1% 3pt
- **Nick Perkins, Jr, F, 6-8, 225**
12.4 ppg, 6.7 rpg, 0.8 bpg
- **Dontay Caruthers, Jr, G, 6-1, 195**
5.1 ppg, 2.2 rpg, 1.8 bpg
- **Davonta Jordan, So, G, 6-2, 185**
2.5 ppg, 1.8 rpg, 2.6 apg
- **James Jones, So, G, 6-4, 177**
2.0 ppg, 0.4 rpg
- **Brock Bertram, R-Fr., C, 6-11, 250**
Redshirted in 2016-17

2016-17 Inside the Numbers:

Home Record 85-5
 Away Record 8-8
 Neutral Record..... 1-2

 Leading at Half 12-5
 Trailing at Half 4-10
 Tied at Half 1-0
 Overtime Games 0-1

Games decided by:

0-3 points 1-5
 4-10 points 4-6
 11 or more points 12-4

When UB Scores:

59 or less points 0-2
 60-69 points 2-2
 70-79 points 5-6
 80-89 points 7-3
 90 or more points 3-1



Men's Basketball Information Guide

This information guide is intended to serve as a primary information source for writers, broadcasters, sports directors, sports editors, sports information directors and fans who follow the UB men's basketball team.

The University at Buffalo Athletic Communications Office is always interested in assisting members of the media in their coverage of UB men's basketball. Publicity and media information for men's basketball is handled by Athletic Communications Associate Director **Brian Wolff**. Weekly news releases, statistics, photographs and other materials are available to media outlets covering the Bulls' men's basketball team by contacting the UB Athletic Communications Office at **(716) 645-6993**.

Athletic Communications Office

The Athletic Communications Office is located on the ground floor of UB's Alumni Arena (Room 21). The easiest way to get there is to enter Alumni Arena take the elevator to the ground floor and look for Room 21 - next to athletic training room.

Interview Policy

All interviews with UB basketball players or coaches must be arranged through the UB Athletic Communications Office. In order to avoid any deadline conflicts, it is best to call two days in advance.

Game Day Services

Prior to each game, game notes and media guides for both teams will be available in the Alumni Arena Media Room. Food and refreshments will be served in the Alumni Arena Media Room one hour before tip-off.

Box scores will be available at halftime and immediately following each game. Updated boxes can be printed during the game upon request. Final game packets, including halftime and final boxes, and play-by-play will be available at the conclusion of each game.

Media Credentials

Please direct all requests for press row and photo credentials for University at Buffalo home games to Brian Wolff, Athletic Communications Associate Director, by calling (716) 645-6993. Requests can also be e-mailed to bcwolff@buffalo.edu. Please send in your request at least 48 hours in advance to ensure credentials being granted.

Media Parking

Parking for the media is free and available in the Alumni Arena service lot, located behind Alumni Arena. Media parking passes must be requested with credential requests and be made two weeks in advance for passes to be mailed.

Photographers

Photographers are allowed along each baseline. No photographers are allowed to take pictures at or behind the official scorers table or team benches without the prior approval of the UB Athletic Communications Office.

Visiting Radio

All visiting radio stations will receive two seats along press row near the visitor's bench. Phone lines will be available from a central hub location and Ethernet lines will be available on request. Please notify the UB Communications Office two weeks prior to game day if you plan to broadcast the game.

In-Game Statistics

Media will be able to access in-game statistics via their computer or tablet by visiting **buffalo.statbroadcast.com**.

Postgame Procedures

At the conclusion of the game, head coach Nate Oats, selected UB players, as well as the visiting head coach and players will be available in the Alumni Arena Media Room after a 10-minute cooling off period as sanctioned by the NCAA.

The UB lockerroom area will be CLOSED to the media after games. Any media requesting interviews with UB players should contact Brian Wolff or a member of the Athletic Communications Office near the end of the game so those players can be made available.

The order of interviews in the media room after games will be:

1. Visiting Coach/Players
2. Coach Oats
3. UB players

Statistics will be available approximately 15 minutes after the game in the Media Room. Stats will also be available at halftime and during timeouts when requested.

Any other special requests should be directed to Brian Wolff at least 24 hours before game day.

Practice

The men's basketball team generally practices between 11:00am - 2:30 pm on weekdays (TBA on weekends). Practices are closed to the public but open to all media wishing to conduct interviews. Head coach Nate Oats and players are generally available to media after the conclusion of practice. Please contact **Brian Wolff** in advance to arrange an interview.

Alumni Arena

The 6,783-seat Alumni Arena is the home of the UB men's basketball team. The Arena is located on UB's North campus in Amherst, approximately 15 minutes from downtown Buffalo. Members of the media needing to pick up a credential should enter Alumni Arena through the front entrance located one level above the main floor of the gym.

Athletic Communications Staff

Brian Wolff

Associate Director, Communications
(MBB Contact)
Office: 716-645-6993
Cell: 716-359-2750
bcwolff@buffalo.edu

Boone Enser

Associate AD / Broadcasting & Communications
Office: 716-645-3584
dpenser@buffalo.edu







Jon Fuller

Assistant AD / Communications
Office: 716-645-6762
Cell: 716-359-2728
jfuller3@buffalo.edu

Louis Spina

Assistant Director, Communications
Office: 716-645-6837
lspina@buffalo.edu

Follow The Bulls On Social Media

-  @UBAthletics
-  @UBmenshoops
-  @UBBrianWolff
-  ubathletics
-  ubmenshoops
-  ubathletics

Follow The Bulls On The Web



www.ubbulls.com

Print Media

Buffalo News

One News Plaza
 Buffalo, NY 14240
 Phone: 716-849-4463
 Fax: 716-849-4587
 Contact: Josh Barnett

The Spectrum

University at Buffalo
 Student Activity Center
 Buffalo, NY 14260
 Phone: (716) 645-2468
 Fax: (716) 645-2766
 Contact: Dan Petrucci

Associated Press

One News Plaza
 Buffalo, NY 14240
 Phone: (716) 852-1051
 Fax: (716) 438-2079
 Contact: John Wawrow

**Rochester Democrat
 and Chronicle**

55 Exchange Blvd.
 Rochester, NY 14614
 Phone: (585) 232-7100
 Fax: (585) 258-2776
 Contact: Jim Mandelaro

Radio

ESPN1520-AM

(Flagship Radio)
 500 Corporate Parkway
 Buffalo, NY 14226
 Phone: (716) 843-0220
 Contact: Allen Davis

WGR-AM

500 Corporate Parkway
 Buffalo, NY 14226
 Phone: (716) 843-0220
 Contact: Howard Simon

Television

WGRZ-TV (NBC)

259 Delaware Ave.
 Buffalo, NY 14202
 Phone: (716) 849-2219
 Fax: (716) 849-7602
 Contact: Heather Prusak, Stu
 Boyar, Jonah Javad

WIVB-TV (CBS)

2077 Elmwood Ave.
 Buffalo, NY 14202
 Phone: (716) 879-4994
 Fax: (716) 874-8173
 Contact: Josh Reed, Nick Filip-
 owski, Shannon Shepherd

WKBW-TV (ABC)

7 Broadcast Plaza
 Buffalo, NY 14202
 Phone: (716) 840-7799
 Fax: (716) 840-7793
 Contact: Jenna Callari

**Time Warner Cable
 News**

355 Chicago St.
 Buffalo, NY 14204
 Phone: (716) 558-8999
 Fax: (716) 558-8501
 Contact: Andy Young, Jon
 Scott

Radio Coverage

WKKB-AM, ESPN 1520 radio in Buffalo

The University at Buffalo Athletics Department announced a new radio partnership with ESPN 1520 AM to broadcast football and men's and women's basketball games as well as other programming surrounding UB Athletics beginning in August, 2014.

ESPN 1520, a 50,000-watt station, has one of the strongest signals in the nation. At night, the station can be heard from New England to South Carolina and through out the entire state of New York. Owned by the Entercom Communications Corporation, ESPN 1520 is home to such popular national radio shows as Mike and Mike in the Morning, The Herd with Colin Cowherd and SVP and Rusillo.

The partnership will also enable a cross promotion of UB athletics across other Entercom-owned stations, including WGR 550, 930 WBEN, Kiss 98.5 and Star 102.5.

"We found out with a lot of research that Buffalo has an insatiable appetite for sports and that is why we launched ESPN 1520 last September," said Entercom Vice President/General Manager Greg Ried. "One of the purposes of that station were to provide a better outlet for local collegiate sports in Western New York and to get out the message of what is going on. Everyone is taking notice that things are happening here at UB and we are excited to be a part of it and excited to put the ESPN brand in the same line as the UB brand."

ESPN 1520 is one of nearly 400 ESPN Radio affiliates across North America.



*Josh Whetzel
 Voice of the Bulls*



RETOOLED SQUAD HAS MAC CHAMPIONSHIP GOALS IN SIGHT

The University at Buffalo men's basketball team has retooled their squad for the upcoming season, but this group of veterans and newcomers are still poised to make a MAC Championship run, something that UB has been able to do two of the last three seasons.

The Bulls return six players that saw action, including three of those who earned Mid-American Conference honors.

Junior **CJ Massinburg** was named All-MAC Honorable Mention as he averaged 14.5 points and 5.6 rebounds a year ago. He is Buffalo's returning leading scorer and despite missing eight games during non-conference play last year he is in striking distance of 1,000 career points in just his third season with the team. Massinburg had a lot of key performances during the season, including scoring the final six points, breaking a 93-93 tie and earning a road victory at Central Michigan. He also hit the last two free throws to seal a road victory at Ohio.

Fellow junior **Nick Perkins** was named the MAC's Sixth Man of the Year last year, just the second player in school history to earn that honor. Perkins averaged 12.4 points and a team-high 6.7 rebounds last year as he came off the bench in 14 of 32 games, including 14 of the last 15 games of the year. Known for his 20 points in the NCAA Tournament against Miami as a freshman, Perkins has always played some of his best games against top competition. He had 23 points last year at Pitt and a career-best 24 points at St. Bonaventure. He also had 21-point games against Western Michigan and Ball State.

Classmate **Dontay Caruthers** was named the MAC Defensive Player of the Year last season, his first with the program after transferring in from Midland Community College and Indian Hills Community College, where he sat out the season due to injury. He started 18 games during the season, averaging 5.9 points in conference games. He also led the MAC with 37 steals in league play and had 58 for

the year, finishing just outside the top 10 in school history for single-season steals. He had a career-high 18 points in a road victory at Bowling Green last year, beginning a stretch of three straight games in double figures.

The junior returnees close out with big man **Ikenna Smart**, who played in 31 games last year, including 16 starts. He started three games in conference play before coming off the bench for 14 of the 17 MAC games he played in. He had one of his best weekends of the season early on at the Great Alaska Shootout, where he scored 10 points against Nevada and then finished with eight points and nine rebounds against Weber State.

The Bulls will also welcome back a pair of sophomores who saw action last season in **Davonta Jordan** and **James Jones**. Jordan played in 31 games last season, starting five of those early on. He started the season opener as a freshman at Niagara and finished second on the team in assists with 79. Jordan had a career-high 10 assists at nationally-ranked Creighton.

Jones saw action in 14 games all off the bench for UB. The Chicago, IL native scored seven points in Buffalo's win over Coppin State and added five points in 11 minutes in a win over Western Michigan.

Buffalo will also have the services of two players who were part of the team last year, but did not see action. Senior **Wes Clark** came in last spring after transferring from Missouri and he is expected to become eligible in mid-December. Redshirt freshman **Brock Bertram** sat out last year as a true freshman, but the Minnesota Mr. Basketball finalist is looking to be a big presence in the post this year.

Completing this squad is a talented group of newcomers, who will also be looked upon to make an immediate impact.

Buffalo has two junior college transfers coming in for this season in **Jeremy Harris** and **Montell McRae**. Harris was a highly-touted recruit out of Gulf Coast CC in Florida where he was ranked the second best JUCO player in the country by JUCORecruiting.com. Harris is a dynamic shooter as shown by his one performance last year where he had 10 three-pointers in a game.

McRae, a Cleveland, OH native, comes to the Bulls after playing last year at South Plains CC, the same school as former Buffalo player, David Kadiri. His team was ranked first nationally for much of the season as they went 32-2 last year.

Also joining the mix are a pair of high-flying freshmen in **Jayvon Graves** and **James Reese**, who were both named Player of the Year in their respective states. Graves comes to UB from Malvern, OH and played his high school ball at St. Vincent-St. Mary High School in Akron, the same high school as LeBron James. Graves helped lead his team to a state title as a senior, including hitting the game-winning shot in the semifinals. He averaged 21.0 points, 5.0 rebounds, and 4.0 assists per game as a senior

Reese was named the State Player of the Year in



NICK PERKINS

South Carolina as he played his ball for A.C. Flora where he won two state titles, leading his team to a 21-2 record during his senior season. He averaged 25.0 points per game during the year.

This group will play some of the nation's best teams as they look to prepare for another championship run. The Bulls will face Cincinnati in the opening round of the Cayman Islands Classic, while UB will also make trips to Syracuse and Texas A&M.

The Bulls are hungry to get back to the NCAA Tournament after missing their opportunity last year and the 2017-18 squad knows that with a lot of hard work this group can not only get back to the tournament this year, but the goal is to make some noise when they get there.



CJ MASSINBURG



DONTAY CARUTHERS

Date	Opponent	Location	Time
OCTOBER			
Sat. 28	at Rhode Island (Charity Exhibition)	Kingston, RI	1:00 pm
NOVEMBER			
Fri. 3	DAEMEN (EXHIBITION)	Alumni Arena	8:00 pm
Sat. 11	CANISIUS	Alumni Arena	1:00 pm
Wed. 15	JACKSONVILLE STATE	Alumni Arena	7:00 pm
Mon. 20	vs. Cincinnati (Cayman Islands Classic)	Cayman Islands	7:30 pm
Tue. 21	vs. TBA (Cayman Islands Classic)	Cayman Islands	TBA
Wed. 22	vs. TBA (Cayman Islands Classic)	Cayman Islands	TBA
Wed. 29	at Niagara	Lewiston, NY	7:00 pm
DECEMBER			
Sat. 2	ST. BONAVENTURE	Alumni Arena	2:00 pm
Wed. 6	at Delaware	Newark, DE	7:00 pm
Sat. 9	CENTRAL PENN	Alumni Arena	2:00 pm
Sat. 16	ROBERT MORRIS	Alumni Arena	2:00 pm
Tue. 19	at Syracuse	Syracuse, NY	7:00 pm
Thu. 21	at Texas A&M (SEC Network)	College Station, TX	8:00 pm
Thu. 28	NJIT	Alumni Arena	7:00 pm
JANUARY			
Tue. 2	TOLEDO* (CBS Sports Network)	Alumni Arena	7:00 pm
Sat. 6	at Ball State*	Muncie, IN	2:00 pm
Tue. 9	at Akron*	Akron, OH	7:00 pm
Sat. 13	MIAMI (OH)*	Alumni Arena	2:00 pm
Tue. 16	NORTHERN ILLINOIS*	Alumni Arena	7:00 pm
Fri. 19	at Western Michigan* (ESPNU)	Kalamazoo, MI	7:00 pm
Tue. 23	EASTERN MICHIGAN*	Alumni Arena	7:00 pm
Fri. 26	at Ohio* (CBS Sports Network)	Athens, OH	6:30 pm
Tue. 30	at Kent State*	Kent, OH	7:00 pm
FEBRUARY			
Sat. 3	WESTERN MICHIGAN*	Alumni Arena	2:00 pm
Tue. 6	at Central Michigan*	Mt. Pleasant, MI	7:00 pm
Sat. 10	at Northern Illinois	DeKalb, IL	4:30 pm
Tue. 13	KENT STATE*	Alumni Arena	7:00 pm
Sat. 17	BOWLING GREEN*	Alumni Arena	3:30 pm
Tue. 20	at Miami (OH)*	Oxford, OH	7:00 pm
Sat. 24	OHIO*	Alumni Arena	3:30 pm
Tue. 27	AKRON*	Alumni Arena	7:00 pm
MARCH			
Fri. 2	at Bowling Green*	Bowling Green, OH	6:00 pm
Mon., 5	MAC Tournament First Round	Campus Sites	TBA
Thu., 8	MAC Tournament Quarterfinals	Cleveland, OH	TBA
Fri., 9	MAC Tournament Semifinals	Cleveland, OH	TBA
Sat., 10	MAC Tournament Championship	Cleveland, OH	TBA

* Denotes Mid-American Conference game • All times are Eastern Standard

SCHEDULE BREAKDOWN

Home	15	Monday	1
Away	13	Tuesday	11
Neutral	3	Wednesday	4
Day	10	Thursday	2
Night	19	Friday	3
TBA	2	Saturday	10
		Sunday	0

2017-18 BUFFALO ROSTER

No.	Name	Pos	Cl.-El.	Ht	Wt	Hometown	High School/Previous School
0	James Reese	G	Fr.	6-4	167	Eastover, SC	A.C. Flora
1	Montell McRae	F	Jr.	6-10	198	Cleveland, OH	Cleveland Central Catholic/South Plains
2	Jeremy Harris	G	Jr.	6-7	176	Greensboro, NC	Page High/Gulf Coast State
3	Jayvon Graves	G	Fr.	6-3	193	Malvern, OH	St. Vincinent-St. Mary
4	Davonta Jordan	G	So.	6-2	187	Cocoa, FL	Montverde Academy
5	CJ Massinburg	G	Jr.	6-3	194	Dallas, TX	South Oak Cliff
10	Wes Clark	G	Sr.	6-0	177	Detroit, MI	Romulus/Missouri
11	James Jones	G	So.	6-4	187	Chicago, IL	Bogan
22	Dontay Caruthers	G	Jr.	6-1	191	Rochester, NY	East/Midland CC/Indian Hills CC
24	Gabe Agorioge	F	Sr.	6-4	233	Brooklyn, NY	ENY Transit Tech/Hostos CC
33	Nick Perkins	F	Jr.	6-8	250	Ypsilanti, MI	Milan
34	Ikenna Smart	F	Jr.	6-10	241	Greensboro, NC	New Garden Friends School
41	Brock Bertram	C	R-Fr.	6-11	249	Apple Valley, MN	Apple Valley

Head Coach: Nate Oats (3rd season)

Associate Head Coach: Jim Whitesell

Assistants: Bryan Hodgsen, Jamie Quarles

Director of Basketball Operations: Adam Bauman

By Height	By Class	Pronunciation
6-11 _____ Brock Bertram	Freshmen (2) _____ Jayvon Graves	Ikenna Smart _____ Ee-ken-ah
6-10 _____ Ikenna Smart	_____ James Reese	Davonta Jordan _____ Duh-von-tay
_____ Montell McRae	Redshirt Freshmen (1) _____ Brock Bertram	Jayvon Graves _____ Jay-von
6-8 _____ Nick Perkins	Sophomores (2) _____ James Jones	Gabe Agorioge _____ Ah-gor-ee-ohge
6-7 _____ Jeremy Harris	_____ Davonta Jordan	
6-4 _____ James Jones	Juniors (6) _____ CJ Massinburg	
_____ Jame Reese	_____ Nick Perkins	
_____ Gabe Agorioge	_____ Ikenna Smart	
6-3 _____ CJ Massinburg	_____ Dontay Caruthers	
_____ Jayvon Graves	_____ Jeremy Harris	
6-2 _____ Davonta Jordan	_____ Montell McRae	
6-1 _____ Dontay Caruthers	Seniors (2) _____ Wes Clark	
6-0 _____ Wes Clark	_____ Gabe Agorioge	
By State/Country		
New York (2) _____	_____ Gabe Agorioge (Brooklyn)	
_____	_____ Dontay Caruthers (Rochester)	
North Carolina (2) _____	_____ Ikenna Smart (Greensboro)	
_____	_____ Jeremy Harris (Greensboro)	
Ohio (2) _____	_____ Montell McRae (Cleveland)	
_____	_____ Jayvon Graves (Malvern)	
Michigan (2) _____	_____ Nick Perkins (Ypsilanti)	
_____	_____ Wes Clark (Detroit)	
Illinois (1) _____	_____ James Jones (Chicago)	
Texas (1) _____	_____ CJ Massinburg (Dallas)	
Florida (1) _____	_____ Davonta Jordan (Cocoa)	
Minnesota (1) _____	_____ Brock Bertram (Apple Valley)	
South Carolina (1) _____	_____ James Reese (Eastover)	



#0
James Reese
G • Fr. • 6-4 • 167
Eastover, SC
A.C. Flora



#1
Montell McRae
F • Jr. • 6-10 • 198
Cleveland, OH
Cleveland Central Catholic
(South Plains CC)



#2
Jeremy Harris
G • Jr. • 6-7 • 176
Greensboro, NC
Page High (Gulf State CC)



#3
Jayvon Graves
G • Fr. • 6-3 • 193
Malvern, OH
St. Vincent-St. Mary



#4
Davonta Jordan
G • So. • 6-2 • 187
Cocoa, FL
Montverde Academy



#5
CJ Massinburg
G • Jr. • 6-3 • 194
Dallas, TX
South Oak Cliff



#10
Wes Clark
G • Sr. • 6-0 • 177
Detroit, MI
Romulus (Missouri)



#11
James Jones
G • So. • 6-4 • 187
Chicago, IL
Bergan



#22
Dontay Caruthers
G • Jr. • 6-1 • 191
Rochester, NY
East (Midland/Indian Hills)



#24
Gabe Agorioge
F • Sr. • 6-4 • 233
Brooklyn, NY
ENY Transit Tech (Hostos CC)



#33
Nick Perkins
F • Jr. • 6-8 • 250
Ypsilanti, MI
Milan



#34
Ikenna Smart
F • Jr. • 6-10 • 241
Umuahia, Abia, Nigeria
New Garden Friends School



#41
Brock Bertram
C • R-Fr. • 6-11 • 249
Apple Valley, MN
Apple Valley



Nate Oats
Head Coach
Third Season



Jim Whitesell
Associate Head Coach
Third Season



Bryan Hodgson
Assistant Coach
Third Season



Jamie Quarles
Assistant Coach
First Season



Adam Bauman
Director of
Basketball Operations
Third Season

NATE OATS

HEAD COACH • THIRD SEASON • MARANATHA BAPTIST, '98

Nate Oats will begin his third season as head coach of the UB men's basketball program after completing the best season in a school history by a first-year coach during his first year in 2015-16 where Oats led the Bulls to a 20-win season and their second straight trip to the NCAA Tournament after a thrilling run through the Mid-American Conference Tournament, which culminated in the Bulls cutting down the nets in Cleveland.

Last year, the Bulls went 17-15 while earning the number three seed in the Mid-American Conference Tournament, getting a bye straight to Cleveland. Oats helped guide a pair of individual award winners as Dontay Caruthers was named the MAC Defensive Player of the Year and Nick Perkins was named Sixth Man of the Year. Blake Hamilton was also named to the All-MAC Second Team and CJ Massinburg was an Honorable Mention selection.

In his first season, Oats placed two members on the All-MAC Third Team, one on the All-MAC Freshman Team and one on the newly created All-MAC Defensive Team. The Bulls won the league thanks to a balanced scoring attack that saw four players average at least 11.0 points per game. UB also set single-season records for games played in 2015-16, as well as offensive records for field goals, three pointers, and free throws made and attempted.

Oats was named head coach of the UB men's program on April 11, 2015 after spending two seasons as the top assistant and recruiting coordinator for the Bulls. He comes to Buffalo from Romulus High School in Michigan, where he taught and coached one of the top high school basketball programs in the region.

In his two seasons as an assistant coach under Bobby Hurley, Oats helped lead the Bulls to a 42-20 record, back-to-back MAC East Titles, a MAC Regular Season Title, a MAC Tournament Title and UB's first ever trip to the NCAA Tournament. Oats was also responsible for recruiting Justin Moss, the 2014-15 MAC Player of the Year.

"I want to thank President Tripathi, Danny White and our entire administration for giving me this opportunity to lead the men's basketball program," said Oats. "I also want to thank Coach Hurley for giving me this opportunity two years ago and the players for helping me get to this current position. I have witnessed the potential of not only our team, but the entire athletic department over the last two years and I can't wait to continue to coach these young men. We are starting to establish a great tradition of success here and I am extremely excited about getting to work with the coaching staff and players in order to focus on carrying that tradition forward into the future."

Prior to joining the Bulls, Oats completed 11 seasons as head coach at Romulus High School in Michigan, winning the school's first state title in 27 years in 2012-13 and finished the season 27-1. He was named the 2013 Detroit News State Coach of the Year, the Detroit Free Press State Coach of the Year, and BCAM State Coach of the Year.

Prior honors include 2009 Basketball Coaches Association of Michigan Class A Coach of the Year, the 2008 Detroit Free Press Metro Detroit Coach of the Year, and the 2005 Detroit News Metro Detroit Coach of the Year.





In his time as head coach, he led the team to a 222-52 overall record and seven straight conference championships while going undefeated in conference play in the past four consecutive seasons. The team was ranked in the top 25 nationally on three different occasions (2010, 2011, 2013) and made the Michigan Class A Final Four five times. More importantly, he oversaw a program that had a 100 percent graduation rate and 40 of his 42 seniors at Romulus continuing on to college.

Before coaching at Romulus, he played college basketball at Maranatha Baptist University in Wisconsin where he was a captain and All-Conference performer, while earning his bachelor's degree in Math Education. Oats went on to become an assistant coach at Maranatha from 1997 to 2000. After that, he moved on to the University of Wisconsin-Whitewater from 2000-02.

Nate and his wife Crystal are the proud parents of three girls – Lexie, Jocie and Brielle.



JIM WHITESELL

ASSOCIATE HEAD COACH • THIRD SEASON • LUTHER COLLEGE, '82

Jim Whitesell begins his third year on the UB men's basketball staff serving as Associate Head Coach. Whitesell helped lead the Bulls to their second straight NCAA Tournament appearance in his first year on staff after UB won the 2015-16 MAC Title. Whitesell is in charge of preparing scouting reports and is in charge of the development of the forwards.

Last season he worked with Nick Perkins, who was named the MAC's Defensive Player of the Year. He moved over to the post players after working with the guards during his first season. During that year, CJ Massinburg, who Whitesell served as lead recruiter for, was named to the All-MAC Freshman Team.

Whitesell comes to the Bulls after spending the last two seasons as an assistant coach at St. John's, helping lead the Red Storm to the NCAA Tournament last year. Whitesell has spent 24 seasons as a head coach at the NCAA Division I, II and III levels prior to his time with the Billikens, and brings 34 years of collegiate coaching experience to UB.

Whitesell previously was at St. Louis, where he served as Associate Head Coach for the nationally-ranked Billikens during a pair of NCAA Tournament runs in 2011-12 and 2012-13, where SLU's combined record was 54-15. Hired by late Saint Louis head coach Rick Majerus, Whitesell was a part of a record-setting campaign at SLU in 2012-13, where the Billikens posted an all-time best 28-7 mark, captured

the Atlantic 10 regular-season and championship tournament title, reached the NCAA Third Round and finished the season with a national No. 13/16 ranking. In 2011-12, Whitesell helped Saint Louis post a 26-8 record, the third-most wins in program history. The Billikens earned an at-large bid to the NCAA Tournament and topped Memphis in the Second Round.

Whitesell joined SLU after spending the previous seven seasons as the head coach at Loyola (Chicago). Prior to his time with the Ramblers, Whitesell was head coach at NCAA Division II Lewis University (Ill.) (1992-2004) and NCAA Division III Elmhurst College (Ill.) (1987-92). He amassed a career record of 387-301 in 24 seasons. Whitesell also served in assistant coaching roles at North Dakota (1982-83 - graduate assistant), Ellsworth C.C. (Iowa) (1983-84), Wabash Valley C.C. (Iowa) (1984-85) and Minnesota State (1985-87).

Whitesell guided the Loyola (Chicago) Ramblers to 109 victories in seven seasons, including a 21-win campaign in 2006-07, which was the program's first 20-win season since 1985.



BRYAN HODGSON

ASSISTANT COACH • THIRD SEASON • FREDONIA STATE, '08

Bryan Hodgson begins his third season on the UB men's basketball coaching staff, helping guide the Bulls to the NCAA Tournament and the 2015-16 MAC Title during his first year. Hodgson leads the UB recruiting efforts and was responsible for the addition of junior college transfers Blake Hamilton, Willie Conner, David Kadiri and Dontay Caruthers over his first two years.

Caruthers was named the MAC's Defensive Player of the Year during his first season with UB, while Hamilton was named to the All-MAC Second Team in 2016-17. In just two years, Hamilton recorded 1,000 career points in a Buffalo uniform.

Hamilton was named to the All-MAC Third team in 2015-16, while also hitting the game-winning shot in the MAC Championship game vs. Akron. Conner, a transfer from Odessa Community College, was named the MAC Tournament Most Valuable Player and also named to the league's All-Defensive Team.

Following the season, Hodgson was one of 30 assistant coaches nationally named to the 2016 Under Armour 30-under-30 Team by the National Association of Basketball Coaches (NABC). The Under Armour 30-under-30 Team is comprised of the brightest assistant coaches nationally under the age of 30.

Hodgson came to UB after spending the last two years at Midland College, where he helped lead the team to a six-win turnaround during the 2014-15 season. He helped manage all aspects of the recruitment

for Midland and conducted individual skill development workouts and in-season team practice sessions.

A Western New York native, Hodgson served as an assistant coach from 2010 through 2013 at Jamestown Community College, where he also helped turn around a program upon his arrival. He coached 14 players who received scholarships to four-year schools after their graduation from JCC, coaching nine all-region players during his time.

Hodgson played two seasons at Jamestown Community College, serving as a two-year captain, before heading to the Fredonia State, where he finished his education and served as an assistant coach. He is the founder of the I-90 Elite AAU Basketball Team, assisting a number of players earning college scholarships.

Hodgson also has served as a counselor at a number of prestigious camps, including Duke, Maryland, West Virginia, Syracuse, Michigan State, amongst others. He has worked the Duke camp for the last six years.



JAMIE QUARLES

ASSISTANT COACH • FIRST SEASON • AGUSTA STATE, '08

Jamie Quarles begins his first season on the UB men's basketball coaching staff. Quarles was a long-time assistant coach at Augusta University where he was most recently named one of the Top 10 Young Professionals To Watch by Augusta Magazine.

After playing four seasons at Augusta from 2004-08, Quarles picked up the clipboard and joined the coaching staff on August 30, 2011. Quarles had been the top assistant for six seasons from 2011-to-17 and has helped keep the Augusta Jaguars in the national spotlight.

Quarles aided the Jags to a 17-11 overall record (12-6 in PBC) during his first year coaching in 2011-12 and Augusta had a winning season in each year Quarles was on staff.

Augusta won the 2017 Peach Belt Conference East Division title and had the best regular-season record across the entire league in the 2016-17 season. A senior in 2016-17, Keshun Sherrill capped off a historic career by becoming the PBC's all-time leading scorer with 2,333 points. He was a four-time All-American and was named the NCAA Southeast Region and PBC Player of the Year in 2017

Competing as Augusta University for the first time in the 2015-16 season, the Jaguars earned a No. 10 NCAA Southeast Region ranking and HERO Sports named Augusta University men's hoops the Best Program in the State. The Jags reached the PBC Tournament Championship game and Keshun Sherrill was named All-District and All-Conference as he surpassed career 1,000 points.

In 2014-15, Quarles helped coached the Jags to a 23-7 overall record and a 15-4 mark in the Peach Belt. The team reached its 11th NCAA Tournament all time. Sherrill was named All-American and All-District by the National Basketball Coaches Association (NABC), and earned

All-Region by Daktronics and All-Conference for the Peach Belt.

In 2012-13, he aided a team that began the year on a 6-0 run and eventually made a quarterfinal appearance at the PBC Tournament. Helping coach the team as Georgia Regents University for the first time, the Jags finished 24-8 overall and 15-4 in the Peach Belt Conference, taking second place in the East Division.

Sherrill was named Peach Belt Freshman of the Year, while senior KJ Sherrill and Ryan Weems earned all-conference honors. The Jags reached their 10th NCAA Tournament – beating Anderson in the quarterfinals at the buzzer to advance to the NCAA Southeast Regional Semifinals.

Quarles was a senior on the 2007-08 squad that advanced to the NCAA Tournament's National Championship game and during his career he was part of 85 victories.

A native of Augusta, Ga., Quarles spent the 2009-10 season at Oak Hill Academy in Mouth of Wilson, Va., where he served as head coach of the boys' varsity basketball (Red) team and a health and physical education teacher. Under his leadership, Oak Hill posted a 44-16 record.

A 2008 graduate of Augusta State University with a B.S. in Education, Quarles achieved his master's degree in Kinesiology & Health Science in May 2013.



ADAM BAUMAN

DIRECTOR OF BASKETBALL OPERATIONS • THIRD SEASON • SOUTHERN ILLINOIS, 08



Adam Bauman begins his third year as Director of Basketball Operations. In his current role, Bauman is responsible for operational aspects of the men's basketball program, including budget management and scheduling team travel.

Bauman comes to UB after spending the three years as Video Coordinator at Mississippi State.

The Pontiac, Ill., native oversaw all video coordination for men's basketball at Mississippi State, while also maintaining the recruiting database. In addition, he was responsible for developing recruiting materials for the coaching staff, breaking down advanced scouting film, helping coordinate summer camps and assisting with on-campus recruiting.

"Adam is one of the best young minds in the business and we are extremely fortunate to have him joining our staff," said Oats. "After everybody I talked to, it was clear that Adam was someone who we needed here and the skill set that he brings will help this program build to another level. Adam has a tremendous work ethic and is ready for this opportunity and I think he will serve this role very well."

A 2008 graduate of Southern Illinois with a degree in kinesiology,

Bauman was a student manager for the SIU basketball teams that won two regular-season Missouri Valley Conference titles and the 2006 league tournament. During his time in Carbondale, the Salukis garnered bids to three NCAA Tournaments and one NIT. He was a part of the 2007 SIU squad that advanced to the Sweet 16.

He then joined the staff at Arizona State as a graduate assistant coach, where he assisted with video production, player development and academic support.

In November of 2009, he took a job at Santa Clara, where in 2011 the Broncos won the CollegenInsider.com Postseason Tournament and finished with the second-most wins (24) in school history.

Born on Oct. 22, 1985, Bauman is a 2004 graduate of Pontiac Township High School, where he lettered twice in basketball. As a senior, his team won the conference title, the program's first since the mid-80s.

Bauman is married to the former Beth Nathaniel of Akron, Ohio. The couple has two dogs, Mosley and Cali.

SUPPORT STAFF



Tom Fox
Video Coordinator



Andy Bliz
Athletic Training



Mike Snowden
Strength and Conditioning



Brian Wolff
Athletic Communications



Melanie Warren
Academic Advisor



Mary Meyer
Basketball Secretary

34 IKENNA SMART

FORWARD • 6-10 • 241 • JUNIOR • UMUAHIA, ABIIA, NIGERIA • NEW GARDEN FRIENDS SCHOOL



2016-17: Played in 31 games, starting 16...scored 10 points and had seven rebounds against Nevada (11/25)...finished with eight points and four rebounds at Ball State (2/3)...scored eight points and had a season-high nine rebounds against Weber State (11/26)...tied that season high with nine rebounds against Western Michigan (1/21).

2015-16: Played in all 35 games during the season, starting 31 of those contests...finished with 11 points and seven rebounds against Kent State (2/23)...recorded a career-high 10 rebounds at Miami (1/19)...has scored nine points twice this season including Akron (1/5) and Central Michigan (1/16)...had six points and seven rebounds vs. Miami (OH) (3/10)...pulled down eight rebounds in the MAC Championship, including six offensive boards vs. Akron (3/12).

2014-15: Redshirted his freshman season.

High School: Played for head coach Dave Secor at New Garden Friends School in Greensboro, NC.. led his team to a 17-11 record as a season as he averaged 13 points, 13 rebounds and two blocks per game...set his high school record for single-season rebounding with 300 and he also set the record for blocked shots.

Personal: Born September 23, 1995... Son of Smart and Comfort Amaobi...has three brothers (Osinachi, Godsent, Lucky) and one sister (Blessing)...host family is Nick and Cinda Purrington and brothers (Alfred, Charles, Joel)...originally a native of Nigeria...lists his favorite athlete at Hakeem Olajuwon...favorite music is reggae and enjoys playing the piano...chose UB because he felt it was a good program that he could fit into...says his greatest athletic experience has been winning back-to-back MAC Championships...also enjoys listening to music and playing soccer.

CAREER HIGHS

Points: 11 vs. Kent State (2/23/16)
Rebounds: 10 at Miami (OH) (1/19/16)
Field Goals: 4 - four times
3-Point FG's: 0
Free Throws: 5 vs. Kent State (2/23/16)
Assists: 2 - twice
Steals: 2 at Iowa State (12/7/15)
Blocked Shots: 3 vs. Central Mich. (1/16/16)





CAREER STATISTICS

Year	G-GS	FG-FGA	Pct.	3FG-FGA	Pct.	FT-FTA	Pct.	Reb.	Avg.	PF-DQ	A	TO	Blk.	St.	Pts.	Avg.
2015-2016	35-30	46-85	.541	0-0	.000	21-36	.583	151	4.3	113-6	5	31	21	9	113	3.2
2016-2017	31-16	42-64	.656	0-0	.000	20-32	.625	112	3.6	72-0	8	20	10	4	104	3.4
TOTALS	66-46	88-149	.591	0-0	.000	41-68	.603	263	4.0	185-6	13	51	31	13	217	3.3

SCJ MASSINBURG

GUARD • 6-3 • 194 • JUNIOR • DALLAS, TX • SOUTH OAK CLIFF



2016-17: Played in 24 games, starting 21 of them...named All-MAC Honorable Mention...missed the first eight games of the season with mononucleosis...second on the team in scoring, averaging 14.5 points per game...scored in double figures in 20 of his 24 games, including 13 of his last 15... had a season-high 22 points at Kent State (1/17) and scored 20 points at Central Michigan (2/14), including the final six points to break a 93-93 tie and give the Bulls the win...had 19 points at Ohio (2/28), again hitting two late free throws to ice a victory...recorded back-to-back double-doubles with 18 points and 10 rebounds at Eastern Michigan (1/7) and 16 points and 11 rebounds against Ohio (1/10)...also recorded a double-double against Akron (2/24) with 17 points and 10 rebounds... had 15 points and 12 rebounds in the MAC Quarterfinals vs. Kent State (3/9).

2015-16: Named to the All-MAC Freshman Team...Played in all 35 games, including seven starts... fourth on the team in scoring at 11.3 points per game...third on the squad in three pointers going 44-of-113 (.389)...scored a career-high 36 points against Ohio (2/12) the most points ever scored in a game by a UB freshman...the 36 points are also tied for 10th in school history and the seventh most by a freshman nationally this year...had 21 points at Akron (2/16) and 21 points two games later in a win over Kent State (2/23)...scored 17 points off the bench at Duke (12/5)...has scored in double figures in 11 of the last 14 games leading into the NCAA Tournament...named to the MAC All-Tournament...scored 10 points and seven rebounds vs. Miami (OH) (3/10)...had a career-high nine rebounds vs. Ohio (3/11)...scored a game-high 18 points and added seven rebounds in the MAC Championship vs. Akron (3/12)...had 11 points against Miami (FL) in the NCAA Tournament (3/17).

CAREER HIGHS

Points: 36 vs. Ohio (2/12/16)
Rebounds: 12 vs. Kent State (3/9/17)
Field Goals: 11 vs. Ohio (2/12/16)
3-Point FG's: ... 5 vs. Central Mich. (1/31/17)
Free Throws:11 - twice
Assists:5 - five times
Steals: 4 - three times
Blocked Shots: 2 - twice

High School: Played at South Oak Cliff High School for head coach James Mays II...led his team to a 31-8 record as a senior, averaging 22.3 points, 4.0 assists and 6.0 rebounds per game...was named District Offensive MVP, All-State 5A, as well as All-Region and All-Area honors...was named the Most Valuable Player of the Dallas vs. Tarrant County All-Star Game...scored 42 points in one game against Spruce High School.

Personal: Born April 14, 1997...full name is Christian Jalon Massinburg...son of Russell and Karen Massinburg...has one brother (Russell Jr.) and one sister (India)...also enjoys playing the piano, drums and guitar...favorite foods are pizza and quesadillas....celebrity most people say he looks like is Anthony Davis.





CAREER STATISTICS

Year	G-GS	FG-FGA	Pct.	3FG-FGA	Pct.	FT-FTA	Pct.	Reb.	Avg.	PF-DQ	A	TO	Blk.	St.	Pts.	Avg.
2015-2016	35-7	123-275	.447	44-113	.389	106-141	.752	144	4.1	68-1	60	49	15	40	396	11.3
2016-2017	24-21	108-263	.411	47-142	.331	84-112	.750	134	5.6	40-0	67	49	3	15	347	14.5
TOTALS	59-28	231-538	.429	91-255	.357	190-253	.751	278	4.7	108-1	127	98	18	55	743	12.6

33 NICK PERKINS

FORWARD • 6-8 • 250 • JUNIOR • YPSILANTI, MI • MILAN



2016-17: Played in all 32 games, starting 17 of those contests...named MAC Sixth Man of the Year...came off the bench in 14 of the last 15 games...had 18 points and 10 rebounds against Weber State (11/26)...scored a career-high 24 points against St. Bonaventure (12/3), while adding 23 points on 11-of-18 shooting at Pitt (12/7)...finished with 18 points against Canisius (12/17) and had a double-double with 10 points and 11 rebounds against Robert Morris (12/21)...had a stretch of eight straight games in double figures in MAC play, including 21 points against Western Michigan (1/21) and at Ball State (2/3)...had 11 points and eight rebounds in the MAC Quarterfinals against Kent State (3/9).

2015-16: Played in all 35 games and started five contests during his freshman season...averaged 7.6 points and 4.3 rebounds per game...scored 17 points on 6-of-9 shooting against Toledo (2/9)...had 15 points, including the game-winning dunk in overtime against Canisius (11/28)...added 14 points at Northern Illinois (2/2) and had 13 points in the win over Kent State (2/23)...scored 11 points and hit 3 three-pointers against Bowling Green (3/4)...recorded a career-high 13 rebounds at Eastern Michigan (1/12)...had 14 points including 3-for-3 from behind the arc in the MAC Semifinal vs. Ohio (3/11)...had the best game of his season with a career-high 20 points, including four three-pointers off the bench in the NCAA Tournament game vs. Miami (FL) (3/17)...became the first UB player to ever score 20 points in an NCAA Tournament game.

CAREER HIGHS

Points: ____ 24 at St. Bonaventure (12/3/16)

Rebounds: 13 at Eastern Michigan (1/12/16)

Field Goals: ____ 11 at Pittsburgh (12/7/16)

3-Point FG's: _____ 4 - twice

Free Throws: ____ 9 vs. Western Mich. (1/21/17)

Assists: _____ 3 - twice

Steals: ____ 3 at Bowling Green (2/11/17)

Blocked Shots: _____ 4 - twice

High School: Captained two years for head coach Chris Pope at Milan High School...Iwon four league titles, four district titles, two regional titles and one state crown...went 22-3 as a senior, while averaging 18.0 points and 10.0 rebounds...scored over 1,000 points in his career and was named All-State in all four years of high school...played AAU for The Program Elite.

Personal: Born October 15, 1996...son of Dwane Williams and Judith Coleman...has three brothers (Josh, Mike, Chris) and four sisters (Melanie, Bee, Shelby, Charice)...favorite athlete is Kobe Bryant and favorite food is fried chicken...chose UB because of its diverse culture and the basketball program...person in history he'd most like to meet would be Michael Jordan.





CAREER STATISTICS

Year	G-GS	FG-FGA	Pct.	3FG-FGA	Pct.	FT-FTA	Pct.	Reb.	Avg.	PF-DQ	A	TO	Blk.	St.	Pts.	Avg.
2015-2016	35-5	96-219	.438	32-97	.330	41-71	.577	150	4.3	87-4	11	48	14	9	265	7.6
2016-2017	32-17	148-349	.424	32-118	.271	68-108	.630	214	6.7	92-5	21	74	25	10	396	12.4
TOTALS	67-22	244-568	.429	64-215	.298	109-179	.609	364	5.4	179-9	32	122	39	19	661	9.9

22 DONTAY CARUTHERS

GUARD • 6-1 • 191 • JUNIOR • ROCHESTER, NY • EAST/MIDLAND/INDIAN HILLS



2016-17: Played in all 32 games, starting 18 of those contests...named MAC Defensive Player of the Year and to the All-MAC Defensive Team...led the team in steals with 58, just one away from the top 10 in school history in single-season steals....had career-highs of five steals in back-to-back contests at Kent State (1/17) and against Western Michigan (1/21)...had a career-high 18 points at Bowling Green (2/11), beginning a stretch of three straight games in double figures, including 12 points at Central Michigan (2/14) and Miami (2/17)...third on the team in assists with five against Nazareth (11/17), St. Bonaventure(12/3), Canisius (12/17).

Previous School: Spent his freshman season at Midland CC under assistant coach Bryan Hodgson... played in 30 games, starting 26 of them...averaged 10.1 points per game and 5.0 assists per contest... scored a career-high 27 points against Clarendon...sat out his sophomore season at Indian Hills CC due to injury.

High School: Played at East High School in Rochester, NY under head coach Darryl Barley...was named the Greater Rochester Player of the Year and named Class A first-team All-State after averaging 28.2 points, 6.0 rebounds, and 5.0 assists per game during his senior season...opened his senior year with back-to-back 50-point games, including 53 points against Edison.

Personal: Born June 23, 1995...full name is Dontay Latrai Caruthers...son of Donnell Caruthers and Loretha Hawkins...has five brothers (Donnell, Brandon, Quinton, Christopher, Shamir)...majoring in communications with goal of being a sports broadcaster on ESPN...favorite athlete is Chris Paul and favorite foods are lasagna and garlic bread...favorite television show is Spongebob Squarepants... chose UB because it is close to home and has a family culture...cousin of UB's all-time leading scorer Javon McCrea...wants to break the assists records while at Buffalo...if he could visit anywhere in the world, it would be Dubai...chose his uniform number because he has been wearing it his whole life since his big brother, Brandon.

CAREER HIGHS

Points 18 at Bowling Green (2/11/17)
Rebounds 5 - three times
Field Goals.....6 at Bowling Green (2/11/17)
3-Point FG's 2 - three times
Free Throws6 at Bowling Green (2/11/17)
Assists 7 vs. Miami (OH) (2/18/17)
Steals..... 5 - twice
Blocked Shots 1 - three times





CAREER STATISTICS

Year	G-GS	FG-FGA	Pct.	3FG-FGA	Pct.	FT-FTA	Pct.	Reb.	Avg.	PF-DQ	A	TO	Blk.	St.	Pts.	Avg.
2016-2017	32-18	52-117	.444	15-53	.283	44-61	.721	71	2.2	99-8	73	46	2	58	163	5.1
TOTALS	32-18	52-117	.444	15-53	.283	44-61	.721	71	2.2	99-8	73	46	2	58	163	5.1

11 JAMES JONES

GUARD • 6-4 • 187 • SOPHOMORE • CHICAGO, IL • BOGAN



2016-17: Played in 14 games last season, averaging 5.9 minutes per contest...scored seven points against Coppin State (12/10)...had five points in 11 minutes in a victory over Western Michigan (1/17)...also scored five points against Nazareth (11/17)...hit one three pointers on five different occasions.

High School: Played for head coach Arthur Goodwin at William J Bogan High School in Chicago...was named first-team Sun-Times All-City and was also listed as 11th best player in the state of Illinois by Prep Hoops Illinois...scored 31 points, including nine three pointers, in the championship of the Riverside-Brookfield Shootout as a junior.

Personal: Born April 19, 1997...nickname is Jizzle...son of James Jones and Nicole Williams...has one brother and three sisters...enjoys watching hockey and doing "a little singing"...favorite athlete is Dwayne Wade...lists his greatest athletic experience as winning a city championship...says his dream as a college athlete is to be a role model for those that look up to him...if he could visit anywhere in the world, it would be South Africa.

CAREER HIGHS

Points7 vs. Coppin St. (12/10/16)
Rebounds1 - five times
Field Goals2 - three times
3-Point FG's1 - five times
Free Throws2 vs. Coppin St. (12/10/16)
Assists1 - four times
Steals0
Blocked Shots0





CAREER STATISTICS

Year	G-GS	FG-FGA	Pct.	3FG-FGA	Pct.	FT-FTA	Pct.	Reb.	Avg.	PF-DQ	A	TO	Blk.	St.	Pts.	Avg.
2016-2017	14-0	10-26	.385	5-15	.333	3-5	.600	5	0.4	8-0	4	3	0	0	28	2.0
TOTALS	14-0	10-26	.385	5-15	.333	3-5	.600	5	0.4	8-0	4	3	0	0	28	2.0

4 DAVONTA JORDAN

GUARD • 6-2 • 187 • SOPHOMORE • COCOA, FL • MONTVERDE ACADEMY



2016-17: Played in 31 games, starting five of them, including the season opener at Niagara... finished second on the team in assists with 79...had career highs of nine points and six rebounds at St. Bonaventure (12/3), while adding seven assists...dished out a career best 10 assists at nationally-ranked Creighton (11/29)...had seven points at Xavier (11/14) and six points against Niagara (11/11) and at Bowling Green (2/11)...recorded at least six assists five times.

High School: Played his senior season for head coach Kevin Boyle at Montverde Academy where he averaged 8.0 points and 5.0 assists per game as starting point guard...was ranked as the ninth best high school player out of Florida and the 30th best point guard nationally by ESPN.com...his team was ranked first in the entire state by Maxpreps...played his first three years at Florida Air Academy, leading all of Florida Class 3A in assists during his sophomore and junior seasons.

Personal: Born May 12, 1997...son of Cedric and Shirley Bailey...has four brothers and four sisters... favorite athlete is Russell Westbrook and favorite food is fried chicken...chose UB because of the style of play and the great coaching staff...says his favorite quote is "hard work beats talent, when talent doesn't work hard."

CAREER HIGHS

Points _____ 9 at St. Bonaventure (12/3/16)
Rebounds ___ 6 at St. Bonaventure (12/3/16)
Field Goals _ 4 at St. Bonaventure (12/3/16)
3-Point FG's _____ 1 - twice
Free Throws _____ 4 at Pittsburgh (12/7/16)
Assists _____ 10 at Creighton (11/29/16)
Steals _____ 3 at Miami (OH) (1/24/17)
Blocked Shots _____ 1 - five times





CAREER STATISTICS

Year	G-GS	FG-FGA	Pct.	3FG-FGA	Pct.	FT-FTA	Pct.	Reb.	Avg.	PF-DQ	A	TO	Blk.	St.	Pts.	Avg.
2016-2017	31-5	32-87	.368	2-17	.118	10-30	.333	57	1.8	58-2	80	48	4	21	76	2.5
TOTALS	31-5	32-87	.368	2-17	.118	10-30	.333	57	1.8	58-2	80	48	4	21	76	2.5

10 WES CLARK

GUARD • 6-0 • 177 • SENIOR • DETROIT, MI • ROMULUS/MISSOURI



Prior To UB: Played two seasons at Missouri, averaging 10.1 points per game during his second season...recorded a career-high 19 points against than top-ranked Kentucky, while adding four assists and three steals...added 16 points against Auburn and 15 points against Texas A&M.

High School: Played at Romulus High School under UB head coach Nate Oats...led his team to the 2013 Michigan Class A State Championship and a 27-1 overall record...was named first-team All-State in each of his final two years...ranked 79th nationally by ESPN.com out of high school.

Personal: Born December 12, 1994...son of Yvette Johnson and Wes Clark Sr.

41 BROCK BERTRAM

CENTER • 6-11 • 249 • R-FRESHMAN • APPLE VALLEY, MN • APPLE VALLEY



2016-17: Sat out the season as a redshirt.

High School: Earned four letters and captained two seasons for head coach Zach Goring at Apple Valley High School...averaged 15.0 points and 10.0 rebounds per game as his team went 32-1 as a senior...was a two-time state champion and a four-time conference champion...named a finalist for Mr. Basketball in the state of Minnesota and went 118-7 over his four years at Apple Valley.

Personal: Born March 10, 1998...son of James and Jill Bertram...has one brother (Hunter) and one sister (Bailey)...also enjoys football and baseball...favorite athlete is Kevin Garnett...favorite movie is Space Jam...chose Buffalo because it was the best place for him to succeed both on and off the court...says the toughest opponent he ever faced was Jahlil Okafor...chose #41 because it was his mom's number in high school.

1 MONTELL MCRAE

FORWARD • 6-10 • 198 • JUNIOR • CLEVELAND, OH • CLEVELAND CENTRAL CATHOLIC/SOUTH PLAINS CC



Prior To UB: Played two seasons at South Plains Junior College, the same school as former Bull David Kadiri...helped his team to a 32-2 record and a 16-0 mark in the WJCAC...was part of a team that held the #1 national ranking for much of the season before finishing third at the national tournament...was ranked as the #58 best player by JUCORecruiting.com.

High School: Played at Cleveland Central Catholic where he was named All-District Honorable Mention during his senior season, helping the team to the Division II State Championship game where they finished in second.

Personal: Born January 25, 1996...favorite pre-game music is Kodak Black and favorite artist is Meek Mills...chose UB because of the coaching staff.

2 JEREMY HARRIS

GUARD • 6-7 • 176 • JUNIOR • GREENEBORO, NC • PAGE HIGH/GULF COAST STATE



Prior To UB: Spent two seasons at Gulf Coast State College where he was the second best JUCO player nationally by JUCORecruiting.com...averaged 18.7 points and 5.2 rebounds per game last season...scored 42 points and hit 10 three-points against Chipola College...ended the season and his junior college career with 36 points against Pensacola State College...earned first-team All-Panhandle Conference honors.

High School: Attended Page High School and Fishburne Military School before moving on to Gulf Coast State College...averaged 15.5 points and 8.0 rebounds per game at Page High School and was rated as the 17th best player in the state of North Carolina.

Personal: Born September 10, 1996...full name is Jeremy Tyler Harris II...chose UB because he felt it was the place to achieve his goals both athletically and academically.

0 JAMES REESE

GUARD • 6-4 • 167 • FRESHMAN • EASTOVER, SC • A.C. FLORA



High School: Played for four year and captained three seasons for head coach Joshua Staley at A.C. Flora High School...won two state titles, going 26-2 during his senior season...averaged 25 points per game, 5.0 assists and 3.0 steals per game during the year.

Personal: Born December 8, 1998...full name is James L. Reese V...son of Shavonda Patterson and James Reese...also enjoys football and his favorite athlete is LeBron James...chose UB because it is a cool place.

3 JAYVON GRAVES

GUARD • 6-3 • 193 • FRESHMAN • MALVERN, OH • ST. VINCENT-ST. MARY



High School: Played four seasons and served as captain for one year for head coach Dru Joyce at St. Vincent-St. Mary High School...won the 2017 State Championship as he averaged 21.6 points, 5.0 rebounds, and 4.0 assists per game as a senior...was named the Division II State Player of the Year, while he was also named the Cleveland.com Boys Basketball Player of the Year...played his AAU ball for the King James Shooting Stars.

Personal: Born December 29, 1998...full named is Jayvon Donnell Graves...son of Aaron Graves and Brandy Pryor...has one brother (Jalen) and one sister (Arianna)...favorite athlete is LeBron James, who Graves went to the same high school as...chose UB because of the style of play, the distance from home, and the coaching staff.

24 GABE AGORIDGE

FORWARD • 6-4 • 233 • SENIOR • BROOKLYN, NY • ENY TRANSIT TECHNICAL/HOSTOS CC



Prior To UB: Spent two seasons at Hostos Community College where he helped his team to a CUNY Championship and a Regional Championship...played in 32 games during his second year at Hostos averaging 2.8 points per game.

High School: Played basketball at ENY Transit Technical High School where he was twice named the Student-Athlete of the year and named the Most Valuable Player at the Golden Tiger Classic.

Personal: Born April 18, 1995...favorite food is chicken and favorite movie is The Avengers...chose UB because of the great academics...majoring in Health and Human Services.



2016-17 Results

(Record: 17-15 Overall; 11-7 Mid-American; Home: 8-5; Away: 8-8; Neutral: 1-2)

Date	Opponent	Score	Att.	High Points	High Rebounds
11/11/16	at Niagara University	W 76-66	2016	(20)CONNER, Willie	(8)PERKINS, Nick (8)HAMILTON, Blake
11/14/16	at Xavier	53-86 L	10116	(15)PERKINS, Nick	(7)PERKINS, Nick
11/17/16	NAZARETH	W 85-38	3152	(21)PERKINS, Nick	(8)PERKINS, Nick
11/23/16	at Alaska Anchorage	W 85-79	2606	(36)HAMILTON, Blake	(8)HAMILTON, Blake
11/25/16	vs Nevada	62-67 L	2723	(14)HAMILTON, Blake	(9)PERKINS, Nick
11/26/16	vs Weber State	W 74-72	2851	(23)HAMILTON, Blake	(10)PERKINS, Nick
11-29-16	at Creighton	72-93 L	16434	(21)HAMILTON, Blake (21)CONNER, Willie	(7)JOHNSON, Raheem (7)SMART, Ikenna
12/03/16	at St. Bonaventure	84-90 L	5012	(24)PERKINS, Nick	(6)JORDAN, Davonta (6)HAMILTON, Blake (6)JOHNSON, Raheem
12/7/16	at Pitt	79-84 L	7007	(23)PERKINS, Nick	(8)PERKINS, Nick
12/10/16	COPPIN ST.	W 87-52	3457	(28)CONNER, Willie	(9)MCKINZIE, Quate
12/17/16	CANISIUS	87-94 Lot	5327	(19)HAMILTON, Blake	(11)HAMILTON, Blake
12/21/16	+at Robert Morris	71-74 L	506	(24)HAMILTON, Blake	(11)PERKINS, Nick
12/30/16	MAINE	W 79-60	2784	(15)HAMILTON, Blake (15)MASSINBURG, CJ	(9)HAMILTON, Blake
01/03/17	*at TOLEDO	54-86 L	3688	(12)MCKINZIE, Quate	(6)MCKINZIE, Quate
01-07-17	*at Eastern Michigan	W 77-68	1862	(21)HAMILTON, Blake	(10)MASSINBURG, CJ
1/10/17	*OHIO	72-74 L	2652	(17)HAMILTON, Blake	(13)HAMILTON, Blake
1/14/17	*BALL STATE	77-92 L	3007	(23)KADIRI, David	(11)KADIRI, David
1/17/17	*at Kent State	W 82-69	2110	(22)MASSINBURG, CJ	(9)MASSINBURG, CJ
1/21/17	*WESTERN MICHIGAN	W 66-54	3284	(21)PERKINS, Nick	(10)PERKINS, Nick
1/24/17	*at Miami	74-75 L	1293	(20)PERKINS, Nick	(10)KADIRI, David
1/28/17	*at AKRON	90-91 L	4884	(33)HAMILTON, Blake	(8)PERKINS, Nick
1/31/17	*CENTRAL MICHIGAN	W 101-91	4631	(27)HAMILTON, Blake	(11)HAMILTON, Blake
2/3/17	*at Ball State	W 96-69	3326	(25)HAMILTON, Blake	(6)MASSINBURG, CJ (6)PERKINS, Nick
2/7/17	*NORTHERN ILLINOIS	W 65-45	3212	(17)MASSINBURG, CJ	(12)PERKINS, Nick
2/11/17	*at Bowling Green	W 88-74	2035	(19)HAMILTON, Blake	(12)CONNER, Willie
2/14/17	*at Central Michigan	W 99-93	2560	(22)CONNER, Willie	(9)MASSINBURG, CJ
2/18/17	*MIAMI	W 71-58	4002	(23)HAMILTON, Blake	(6)CONNER, Willie (6)SMART, Ikenna
2/21/17	*KENT STATE	69-77 L	3212	(22)HAMILTON, Blake	(7)CONNER, Willie (7)HAMILTON, Blake
2/24/17	*AKRON	83-89 L	6598	(23)HAMILTON, Blake	(10)MASSINBURG, CJ
02/28/17	*at Ohio	W 83-79	5672	(19)CONNER, Willie (19)MASSINBURG, CJ	(6)KADIRI, David
3/3/17	*BOWLING GREEN	W 80-68	3969	(32)HAMILTON, Blake	(8)KADIRI, David
03-09-17	vs Kent State	65-68 L	3352	(17)HAMILTON, Blake	(12)MASSINBURG, CJ

* - Conference game

Attendance Summary	Games	Attend	Avg/Game
Home	13	49287	3791
Away	16	71127	4445
Neutral	3	8926	2975
Total	32	129340	4042

2016-17 Results

(Record: 17-15 Overall; 11-7 Mid-American; Home: 8-5; Away: 8-8; Neutral: 1-2)

##	Player	gp-gs	min	avg	Total		3-Point		F-Throw		Rebounds				pf	dq	a	to	blk	stl	pts	avg	
					fg-fga	fg%	3fg-fga	3fg%	ft-fa	ft%	off	def	tot	avg									
00	HAMILTON, Blake	32-29	974	30.4	189-437	.432	59-160	.369	122-157	.777	27	171	198	6.2	92	5	141	111	15	32	559	17.5	
05	MASSINBURG, CJ	24-21	777	32.4	108-263	.411	47-142	.331	84-112	.750	32	102	134	5.6	40	0	67	49	3	15	347	14.5	
02	CONNER, Willie	32-29	997	31.2	126-308	.409	67-181	.370	96-127	.756	26	63	89	2.8	79	3	35	56	10	15	415	13.0	
33	PERKINS, Nick	32-17	826	25.8	148-349	.424	32-118	.271	68-108	.630	57	157	214	6.7	92	5	21	74	25	10	396	12.4	
04	KADIRI, David	31-19	503	16.2	80-128	.625	0-1	.000	18-36	.500	51	76	127	4.1	84	4	8	16	21	8	178	5.7	
22	CARUTHERS, Dontay	32-18	708	22.1	52-117	.444	15-53	.283	44-61	.721	18	53	71	2.2	99	8	73	46	2	58	163	5.1	
24	MCKINZIE, Quate	17-1	260	15.3	28-44	.636	9-17	.529	7-11	.636	19	53	72	4.2	44	2	10	9	12	7	72	4.2	
34	SMART, Ikenna	31-16	398	12.8	42-64	.656	0-0	.000	20-32	.625	49	63	112	3.6	72	0	8	20	10	4	104	3.4	
31	JOHNSON, Raheem	26-1	251	9.7	38-59	.644	0-0	.000	9-11	.818	32	43	75	2.9	50	0	0	17	21	3	85	3.3	
42	RAKICEVIC, Nikola	21-3	181	8.6	22-52	.423	4-18	.222	7-17	.412	15	13	28	1.3	12	0	8	8	3	6	55	2.6	
03	JORDAN, Davonta	31-5	448	14.5	32-87	.368	2-17	.118	10-30	.333	14	43	57	1.8	58	2	80	48	4	21	76	2.5	
01	JONES, James	14-0	83	5.9	10-26	.385	5-15	.333	3-5	.600	1	4	5	0.4	8	0	4	3	0	0	28	2.0	
23	PINO, Christian	7-1	19	2.7	2-11	.182	0-5	.000	4-4	1.000	0	4	4	0.6	5	0	4	4	0	2	8	1.1	
Team													56	52	108								
Total.....		32	6425		877-1945	.451	240-727	.330	492-711	.692	397	897	1294	40.4	735	29	459	466	126	181	2486	77.7	
Opponents.....		32	6425		794-1914	.415	233-671	.347	554-812	.682	365	779	1144	35.8	630	-	405	410	106	204	2375	74.2	

2016-17 Mid-American Conference Statistics (Record: 11-7 Mid-American; Home: 5-4 Away: 6-3)

##	Player	gp-gs	min	avg	Total		3-Point		F-Throw		Rebounds				pf	dq	a	to	blk	stl	pts	avg	
					fg-fga	fg%	3fg-fga	3fg%	ft-fa	ft%	off	def	tot	avg									
00	HAMILTON, Blake	18-16	561	31.2	107-237	.451	33-87	.379	72-91	.791	15	96	111	6.2	48	1	91	67	8	20	319	17.7	
05	MASSINBURG, CJ	18-17	593	32.9	86-199	.432	37-111	.333	50-72	.694	28	80	108	6.0	32	0	49	37	1	10	259	14.4	
02	CONNER, Willie	18-15	548	30.4	69-169	.408	35-93	.376	50-64	.781	15	47	62	3.4	48	3	14	26	5	10	223	12.4	
33	PERKINS, Nick	18-4	444	24.7	73-183	.399	14-62	.226	42-67	.627	29	87	116	6.4	54	4	12	37	14	7	202	11.2	
04	KADIRI, David	18-17	352	19.6	65-101	.644	0-1	.000	16-30	.533	40	52	92	5.1	57	3	6	10	13	6	146	8.1	
22	CARUTHERS, Dontay	18-13	399	22.2	32-77	.416	9-35	.257	34-44	.773	10	29	39	2.2	60	7	37	24	1	39	107	5.9	
24	MCKINZIE, Quate	7-0	98	14.0	8-20	.400	4-8	.500	4-6	.667	8	21	29	4.1	15	0	2	2	4	7	24	3.4	
42	RAKICEVIC, Nikola	14-3	122	8.7	17-42	.405	2-12	.167	6-14	.429	13	7	20	1.4	4	0	6	6	2	5	42	3.0	
34	SMART, Ikenna	17-3	191	11.2	17-28	.607	0-0	.000	5-11	.455	28	28	56	3.3	43	0	4	8	5	2	39	2.3	
31	JOHNSON, Raheem	14-1	104	7.4	15-24	.625	0-0	.000	1-2	.500	14	13	27	1.9	22	0	0	4	12	1	31	2.2	
01	JONES, James	5-0	21	4.2	3-7	.429	2-6	.333	0-0	.000	0	1	1	0.2	0	0	2	0	0	0	8	1.6	
03	JORDAN, Davonta	17-0	157	9.2	11-31	.355	1-5	.200	0-5	.000	2	13	15	0.9	17	0	18	18	2	11	23	1.4	
23	PINO, Christian	3-1	10	3.3	0-3	.000	0-1	.000	4-4	1.000	0	1	1	0.3	2	0	1	2	0	2	4	1.3	
Team																							
Total.....		18	3600		503-1121	.449	137-421	.325	284-410	.693	233	496	729	40.5	402	18	242	242	67	120	1427	79.3	
Opponents.....		18	3600		460-1079	.426	129-368	.351	303-450	.673	203	450	653	36.3	363	-	222	237	66	112	1352	75.1	

2015-16 Mid-American Conference Final Standings

EAST DIVISION					Overall			
School	W-L	Pct.	PF	PA	W-L	Pct.	PF	PA
Akron	14-4	.778	76.8	73.1	27-9	.750	77.0	70.8
Ohio	11-7	.611	78.8	72.4	20-11	.645	77.0	69.9
Buffalo	11-7	.611	79.3	75.1	17-15	.531	77.7	74.2
Kent State	10-8	.556	75.0	75.1	22-14	.611	77.0	73.0
Bowling Green	7-11	.389	74.2	80.4	13-19	.406	73.6	76.7
Miami	4-14	.222	67.8	75.8	11-21	.344	70.3	74.5

WEST DIVISION								
School	W-L	Pct.	PF	PA	W-L	Pct.	PF	PA
Ball State	11-7	.611	81.4	80.4	21-13	.618	78.7	75.5
Western Michigan	11-7	.611	77.1	74.6	16-16	.500	75.5	75.2
Toledo	9-9	.500	77.6	74.4	17-17	.500	78.7	75.5
Eastern Michigan	7-11	.389	73.8	72.4	16-17	.485	77.8	73.0
Northern Illinois	7-11	.389	71.2	73.2	15-17	.469	72.2	70.7
Central Michigan	6-12	.333	85.2	91.4	16-16	.500	88.3	87.7

All-MAC Men's Basketball All-Conference Teams

First Team **School**
 Isaiah Johnson, C _____ Akron
 Marcus Keene, G _____ Central Michigan
 Jimmy Hall, F _____ Kent State
 Jaaron Simmons, G _____ Ohio
 Thomas Wilder, G _____ Western Michigan

Second Team
 Kwan Cheatham Jr., F _____ Akron
 Tayler Persons, G _____ Ball State
Blake Hamilton, W _____ **Buffalo**
 James Thompson IV, F _____ Eastern Michigan
 Steve Taylor Jr., F _____ Toledo

Third Team
 Franko House, F _____ Ball State
 Braylon Rayson, G _____ Central Michigan
 Marin Maric, C _____ Northern Illinois
 Jon Williams, G _____ Toledo
 Tucker Haymond, F _____ Western Michigan

Honorable Mention
 Antino Jackson, G _____ Akron
 Zack Denny, G _____ Bowling Green
C.J. Massinburg, G _____ **Buffalo**
 Michael Weathers, G _____ Miami
 Jordan Dartis, G _____ Ohio

All-Freshman Team
 Michael Weathers, G _____ Miami
 Jason Carter, F _____ Ohio
 Reggie Jones, G _____ Western Michigan
 Dylan Frye, G _____ Bowling Green
 Eugene German, G _____ Northern Illinois

All-Defensive Team
 Trey Moses, C _____ Ball State
 Zack Denny, G _____ Bowling Green
Dontay Caruthers, G _____ **Buffalo**
 Tim Bond, G/F _____ Eastern Michigan
 Deon Edwin, F _____ Kent State

Individual Honors

Coach of the Year:
 Keith Dambrot, Akron

Player of the Year:
 Isaiah Johnson, Akron

Defensive Player of the Year:
Dontay Caruthers, Buffalo

Freshman of the Year:
 Michael Weathers, Miami

Sixth Man of the Year:
Nick Perkins, Buffalo

2015-16 Award Winners



Nick Perkins
 MAC Sixth Man
 Of The Year



Dontay Caruthers
 MAC Defensive Player
 Of The Year



Blake Hamilton
 All-MAC Second Team



CJ Massinburg
 All-MAC Honorable
 Mention

**All-Time MAC Standings
(Conference Games)**

School	Seasons	Wins	Losses	Pct.
Akron	23	224	194	.536
Ball State	41	362	333	.521
Bowling Green	63	491	452	.521
Buffalo	18	135	175	.435
Central Michigan	44	287	454	.387
Eastern Michigan	43	311	400	.437
Kent State	65	466	515	.475
Miami	69	620	393	.612
Northern Illinois	30	205	306	.401
Ohio	70	673	455	.597
Toledo	65	536	447	.545
Western Michigan	69	480	530	.475

All-Time MAC Tournament Records

School (Titles)	Appearances	Wins	Losses	Pct.
Akron (3)	19	26	16	.619
Ball State (7)	35	38	28	.576
Bowling Green	34	19	34	.358
Buffalo (2)	18	13	16	.448
Central Michigan (2)	24	15	22	.405
Eastern Michigan (4)	35	29	31	.483
Kent State (6)	34	38	28	.576
Miami (4)	35	38	31	.551
Northern Illinois (1)	22	10	21	.323
Ohio (6)	35	39	29	.574
Toledo (1)	33	28	30	.483
Western Michigan (2)	31	24	29	.453

MAC Post-Season Honors

Player of the Year

- 2017 - Isaiah Johnson, Akron
- 2016 - Antonio Campbell, Ohio
- 2015 - **Justin Moss, Buffalo**
- 2014 - **Javon McCrea, Buffalo**
- 2013 - D.J. Cooper, Ohio
- 2012 - **Mitchell Watt, Buffalo**
- 2011 - Justin Greene, Kent State
- 2010 - David Kool, Western Michigan
- 2009 - Michael Bramos, Miami
- 2008 - Al Fisher, Kent State
- 2007 - Romeo Travis, Akron
- 2006 - DeAndre Haynes, Kent State
- 2005 - **Turner Battle, Buffalo**
- 2004 - Mike Williams, Western Michigan
- 2003 - Chris Kaman, Central Michigan
- 2002 - Keith McLeod, Bowling Green
- 2001 - David Webber, Central Michigan
- 2000 - Anthony Stacey, Bowling Green
- 1999 - Wally Szczerbiak, Miami
- 1998 - Bonzi Wells, Ball State
- 1997 - Antonio Daniels, Bowling Green
- 1996 - Bonzi Wells, Ball State
- 1995 - Gary Trent, Ohio
- 1994 - Gary Trent, Ohio
- 1993 - Gary Trent, Ohio
- 1992 - Lewis Geter, Ohio
- 1991 - Marcus Kennedy, Eastern Michigan
- 1990 - Dave Jamerson, Ohio
- 1989 - Paul Graham, Ohio
- 1988 - Grant Long, Eastern Michigan
- 1987 - Booker James, Western Michigan
- 1986 - Ron Harper, Miami
- 1985 - Ron Harper, Miami
- 1984 - Jon Deveraux, Ohio
- 1983 - Ray McCallum, Ball State
- 1982 - Melvin McLaughlin, Central Michigan
- 1981 - Harvey Knuckles, Toledo
- 1980 - Jim Swaney, Toledo
- 1979 - Paul Dawkins, Northern Illinois
- 1978 - Archie Aldridge, Miami
- 1977 - Matt Hicks, Northern Illinois
- 1976 - Jeff Tyson, Western Michigan
- 1975 - Dan Roundfield, Central Michigan
- 1974 - Walter Lockett, Ohio
- 1973 - Tom Kozelko, Toledo
- 1972 - Tom Kozelko, Toledo
- 1971 - Ken Kowall, Ohio
- 1970 - Jim Penix, Bowling Green
- 1969 - Steve Mix, Toledo
- 1968 - Fred Foster, Miami

Coach of the Year

- 2016 - Keith Dambrot, Akron
- 2016 - Keith Dambrot, Akron
- 2015 - Keno Davis, Central Michigan
- 2014 - Steve Hawkins, Western Michigan
- 2013 - Keith Dambrot, Akron

- 2012 - Rob Murphy, Eastern Michigan
- 2011 - Geno Ford, Kent State
- 2010 - Geno Ford, Kent State
- 2009 - Louis Orr, Bowling Green
- 2008 - Jim Christian, Kent State
- 2007 - Stan Joplin, Toledo
- 2006 - Jim Christian, Kent State
- 2005 - Charlie Coles, Miami
- 2004 - **Reggie Witherspoon, Buffalo**
- 2003 - Jay Smith, Central Michigan
- 2002 - Stan Heath, Kent State
- 2001 - Jay Smith, Central Michigan
- 2000 - Gary Waters, Kent State
- 1999 - Gary Waters, Kent State
- 1998 - Dan Hipsher, Akron
- 1997 - Jim Larranaga, Bowling Green
- 1996 - Ben Braun, Eastern Michigan
- 1995 - Herb Sendek, Miami
- 1994 - Larry Hunter, Ohio
- 1993 - Joby Wright, Miami
- 1992 - Bob Donewald, Western Michigan
- 1991 - Ben Braun, Eastern Michigan
- 1990 - Jim McDonald, Kent State
- 1989 - Rick Majerus, Ball State
- 1988 - Ben Braun, Eastern Michigan
- 1987 - Charlie Coles, Central Michigan
- 1986 - Jerry Peirson, Miami
- 1985 - Danny Nee, Ohio
- 1984 - Darrell Hedric, Miami
- 1983 - Danny Nee, Ohio
- 1982 - Steve Yoder, Ball State
- 1981 - Steve Yoder, Ball State
- 1980 - Bob Nichols, Toledo
- 1979 - Bob Nichols, Toledo
- 1978 - Jon Weinert, Bowling Green
- 1977 - John McDougal, Northern Illinois
- 1976 - Eldon Miller, Western Michigan
- 1975 - Dick Parfitt, Central Michigan
- 1974 - Bob Nichols, Toledo
- 1973 - Darrell Hedric, Miami
- 1972 - Jim Snyder, Ohio
- 1971 - Darrell Hedric, Miami
- 1970 - Jim Snyder, Ohio

Sixth Man Award

- 2017 - **Nick Perkins, Buffalo**
- 2016 - Isaiah Johnson, Akron
- 2015 - Kris Brewer, Kent State
- 2014 - Jake Kretzer, Akron
- 2013 - David Brown, Western Michigan
- 2012 - Quincy Diggs, Akron
- 2011 - Carlton Guyton, Kent State
- 2010 - Anthony Simpson, Kent State
- 2009 - Brett McKnight, Akron
- 2008 - Brian Moten, Bowling Green
- 2007 - Cedrick Middleton, Akron
- 2006 - Kevin Warzynski, Kent State
- 2005 - **Mark Bortz, Buffalo**
- 2004 - Reggie Berry, Western Michigan
- 2003 - Whitney Robinson, Central Michigan

Freshman of the Year

- 2017 - Miachel Weaters, Miami (OH)
- 2016 - James Thompson IV, Eastern Michigan
- 2015 - Sean Sellers, Ball State
- 2014 - Zavier Turner, Ball State
- 2013 - Darius Paul, Western Michigan
- 2012 - Julius Brown, Toledo
- 2011 - **Javon McCrea, Buffalo**
- 2010 - D.J. Cooper, Ohio
- 2009 - Jarrod Jones, Ball State
- 2008 - Darion Anderson, Northern Illinois
- 2007 - David Kool, Western Michigan
- 2006 - Maurice Acker, Ball State
- 2005 - Leon Williams, Toledo
- 2004 - Justin Ingram, Toledo
- 2003 - Sammy Villegas, Toledo
- 2002 - Ben Reed, Western Michigan
- 2001 - Terry Reynolds, Toledo
- 2000 - Theron Smith, Ball State
- 1999 - Mike Mancias, Central Michigan
- 1998 - Travis Young, Marshall
- 1997 - Jimmel Ball, Akron
- 1996 - Anthony Stacey, Bowling Green
- 1995 - Bonzi Wells, Ball State
- 1994 - Antonio Daniels, Bowling Green
- 1993 - Gary Trent, Ohio
- 1992 - Shan Kline-Ruminski, Bowling Green
- 1991 - Rush Floyd, Ohio
- 1990 - Craig Michaelis, Miami
- 1989 - Harold Walton, Kent State
- 1988 - Lorenzo Neely, Eastern Michigan
- 1987 - Trimill Haywood, Miami
- 1986 - Paul Graham, Eastern Michigan
- 1985 - Kenny Battle, Northern Illinois
- 1984 - Booker James, Western Michigan
- 1983 - Ron Harper, Miami
- 1982 - Ken Epperson, Toledo
- 1981 - Tim Reiser, Toledo
- 1980 - Ray McCallum, Ball State
- 1979 - Allen Rayhorn, Northern Illinois

Defensive Player of the Year

- 2017 - **Dontay Caruthers, Buffalo**
- 2016 - Khaliq Spicer, Kent State
- 2015 - Richaun Holmes, Bowling Green
- 2014 - Da'Shonte Riley, Eastern Michigan
- 2013 - Zeke Marshall, Akron
- 2012 - Zeke Marshall, Akron
- 2011 - Michael Porrini, Kent State
- 2010 - Jimmy Conyers, Akron
- 2009 - Nate Linhart, Akron
- 2008 - Haminn Quaintance, Kent State
- 2007 - Kashif Payne, Toledo
- 2006 - James Hughes, Northern Illinois
- 2005 - Chet Mason, Miami
- 2004 - John Edwards, Kent State
- 2003 - Chris Kaman, Central Michigan
- 2002 - Demetric Shaw, Kent State
- 2001 - Demetric Shaw, Kent State
- 2000 - Rob Mestas, Miami
- 1999 - Robert Kizer, Toledo
- 1998 - Bonzi Wells, Ball State
- 1997 - DeMar Moore, Bowling Green

2017-18 BUFFALO BASKETBALL
2016-17 BOX SCORES

Official Basketball Box Score -- Game Totals -- Final Statistics
Daemen vs Buffalo
11/4/16 8:40 pm at Alumni Arena (Buffalo, NY)

Daemen 82 • 0-0

Table with columns: # Player, Total FG-FGA, 3-Ptr FG-FGA, FT-FTA, Rebounds (Off, Def, Tot), PF, TP, A TO Blk Stl, Min. Includes player stats for 21 Daemen players and 22 Buffalo players, plus team totals and game percentages.

Buffalo 87 • 0-0

Table with columns: # Player, Total FG-FGA, 3-Ptr FG-FGA, FT-FTA, Rebounds (Off, Def, Tot), PF, TP, A TO Blk Stl, Min. Includes player stats for 34 Buffalo players and 30 Daemen players, plus team totals and game percentages.

Officials: Kevin Ferguson, Bill Ek, Jeff Spedoske
Technical fouls: Daemen-None. Buffalo-MASSINBURG, CJ.
Attendance: 3402

Score by periods table with columns: 1st, 2nd, OT, Total. Rows for Daemen and Buffalo.

Last FG - DAEM OT-01:15, UB OT-00:10.
Largest lead - DAEM by 6 2nd-12:27, UB by 9 1st-11:14.
DAEM led for 12:05. UB led for 28:53. Game was tied for 04:02.

Official Basketball Box Score -- Game Totals -- Final Statistics
Buffalo vs Xavier
11/14/16 7 p.m. at Cincinnati, Ohio (Cintas Center)

Buffalo 53 • 1-1

Table with columns: # Player, Total FG-FGA, 3-Ptr FG-FGA, FT-FTA, Rebounds (Off, Def, Tot), PF, TP, A TO Blk Stl, Min. Includes player stats for 42 Buffalo players and 33 Xavier players, plus team totals and game percentages.

Officials: John Gaffney, Brent Hampton and Alfred Smith
Technical fouls: Buffalo-None. Xavier-None.
Attendance: 10116

Score by periods table with columns: 1st, 2nd, OT, Total. Rows for Buffalo and Xavier.

Last FG - BUFFALO OT-01:15, UB OT-00:10.
Largest lead - BUFFALO by 10 1st-08:51, UB by 14 2nd-05:15.
BUFFALO led for 09:30. UB led for 15:15. Game was tied for 01:45.

Official Basketball Box Score -- Game Totals -- Final Statistics
Buffalo vs Niagara University
11/11/16 8:05 PM at Gallagher Center - Niagara University

Buffalo 76 • 1-0

Table with columns: # Player, Total FG-FGA, 3-Ptr FG-FGA, FT-FTA, Rebounds (Off, Def, Tot), PF, TP, A TO Blk Stl, Min. Includes player stats for 42 Buffalo players and 31 Niagara University players, plus team totals and game percentages.

Niagara University 66 • 0-1

Table with columns: # Player, Total FG-FGA, 3-Ptr FG-FGA, FT-FTA, Rebounds (Off, Def, Tot), PF, TP, A TO Blk Stl, Min. Includes player stats for 30 Buffalo players and 31 Niagara University players, plus team totals and game percentages.

Officials: Kevin Ferguson, Kevin O'Connell, Rusty Cooper
Technical fouls: Buffalo-HAMILTON, Blake; TEAM: Niagara University-Scott,
Matt.
Attendance: 2016
Buff: McKinzie career high 13 pts.

Score by periods table with columns: 1st, 2nd, Total. Rows for Buffalo and Niagara University.

Last FG - BUFFALO OT-01:15, UB OT-00:10.
Largest lead - BUFFALO by 10 1st-08:51, UB by 14 2nd-05:15.
BUFFALO led for 09:30. UB led for 15:15. Game was tied for 01:45.

Official Basketball Box Score -- Game Totals -- Final Statistics
Nazareth vs Buffalo
11/17/16 7:00 pm at Alumni Arena (Buffalo, NY)

Nazareth 38 • 1-0

Table with columns: # Player, Total FG-FGA, 3-Ptr FG-FGA, FT-FTA, Rebounds (Off, Def, Tot), PF, TP, A TO Blk Stl, Min. Includes player stats for 32 Buffalo players and 32 Nazareth players, plus team totals and game percentages.

Officials: Kevin O'Connell, Todd Sweeney, Rob Snedden
Technical fouls: Nazareth-None. Buffalo-None.
Attendance: 3152

Score by periods table with columns: 1st, 2nd, Total. Rows for Nazareth and Buffalo.

Last FG - BUFFALO OT-01:15, UB OT-00:10.
Largest lead - BUFFALO by 10 1st-08:51, UB by 14 2nd-05:15.
BUFFALO led for 09:30. UB led for 15:15. Game was tied for 01:45.

Official Basketball Box Score -- Game Totals -- Final Statistics
Kent State vs Buffalo
03-09-17 9 p.m. at Cleveland, Ohio (Quicken Loans Arena)

Kent State 68 • 20-13 (10-8 MAC)

##	Player	Total			3-Ptr			Rebounds			PF	TP	A	TO	Blk	Stl	Min
		FG-FGA	FG-FGA	FT-FTA	FG-FGA	FG-FGA	FT-FTA	Off	Def	Tot							
13	PETERSON, Mitch	f	1-3	0-2	2-2	1	0	1	2	4	0	0	0	0	0	27	
35	HALL, Jimmy	f	6-13	0-0	12-14	4	4	8	3	24	1	2	2	0	0	31	
00	AVERY, Jalen	g	0-2	0-1	4-4	0	1	1	1	4	1	0	0	0	0	30	
23	WALKER, Jaylin	g	3-14	1-6	5-6	1	3	4	5	12	1	3	0	0	0	33	
30	EDWIN, Deon	g	5-12	0-2	4-6	3	8	11	5	14	0	3	2	1	1	28	
01	DE LA ROSA, Adonis	g	0-1	0-0	2-8	2	3	5	4	2	0	2	1	1	1	12	
05	PIPPEN, Danny	g	0-0	0-0	0-0	0	1	1	2	0	1	0	0	1	1	3	
14	WALKER, Alonzo	g	0-0	0-0	0-0	0	0	0	0	0	0	0	0	0	0	0+	
32	RIDENOUR, Desmond	g	2-4	2-2	0-1	0	3	3	2	6	0	1	0	1	1	20	
33	EDWARDS, Leo	g	0-0	0-0	0-0	0	0	0	2	0	0	0	0	0	0	2	
55	ZABO, Kevin	g	1-2	0-0	0-0	0	2	2	0	2	0	1	0	1	1	14	
Team						2	0	2									
Totals			18-51	3-13	29-41	13	25	38	26	68	4	12	5	5	5	200	

FG % 1st Half: 12-26 46.2% 2nd half: 6-25 24.0% Game: 18-51 35.3% Deadball
 3FG % 1st Half: 3-9 33.3% 2nd half: 0-4 0.0% Game: 3-13 23.1% Rebounds
 FT % 1st Half: 12-14 85.7% 2nd half: 17-27 63.0% Game: 29-41 70.7% 6

Buffalo 65 • 17-15 (11-7 MAC)

##	Player	Total			3-Ptr			Rebounds			PF	TP	A	TO	Blk	Stl	Min
		FG-FGA	FG-FGA	FT-FTA	FG-FGA	FG-FGA	FT-FTA	Off	Def	Tot							
04	KADIRI, David	f	0-2	0-0	0-0	0	2	2	5	0	0	0	1	0	1	11	
33	PERKINS, Nick	f	4-13	1-3	2-4	4	4	8	5	11	1	2	0	0	0	29	
00	HAMILTON, Blake	g	7-12	2-3	1-3	0	5	5	5	17	2	4	0	0	0	28	
02	CONNER, Willie	g	1-4	0-2	5-6	1	3	4	3	7	0	2	0	0	0	32	
05	MASSINBURG, CJ	g	2-11	0-2	11-13	3	9	12	1	15	0	1	1	1	1	37	
03	JORDAN, Davonta	g	0-0	0-0	1-2	0	0	0	0	1	1	0	0	0	0	4	
22	CARUTHERS, Dontay	g	2-5	2-4	0-0	1	1	2	3	6	3	0	0	0	0	29	
24	MCKINZIE, Quate	g	0-1	0-1	0-0	0	1	1	1	0	0	0	0	0	0	7	
31	JOHNSON, Raheem	g	1-1	0-0	0-0	0	0	0	3	2	0	3	0	0	0	9	
34	SMART, Ikenna	g	1-2	0-0	4-6	2	1	3	4	6	0	1	0	0	0	14	
Team						1	0	1									
Totals			18-51	5-15	24-34	12	26	38	30	65	7	13	2	1	1	200	

FG % 1st Half: 10-25 40.0% 2nd half: 8-26 30.8% Game: 18-51 35.3% Deadball
 3FG % 1st Half: 3-9 33.3% 2nd half: 2-6 33.3% Game: 5-15 33.3% Rebounds
 FT % 1st Half: 9-15 60.0% 2nd half: 15-19 78.9% Game: 24-34 70.6% 6


Officials: Todd Von Sossan, Lewis Garrison, Greg Langsdorf
 Technical fouls: Kent State-WALKER, Jaylin, Buffalo-None.
 Attendance: 3352
 2017 Mid-American Conference Tournament Game #8
 UB #00 fouled out with 4:47 to play in the 2nd half

Score by periods	1st	2nd	Total
Kent State	39	29	68
Buffalo	32	33	65

	In	Off	2nd	Fast	Bench
Points	Paint	T/O	Chance	Break	
KENTST	24	13	14	6	10
UB	22	12	12	5	15

Last FG - KENTST 2nd-03:01, UB 2nd-03:55.
 Largest lead - KENTST by 13 2nd-16:47, UB by 4 1st-11:01.
 KENTST led for 27:35. UB led for 05:31. Game was tied for 06:50.

Score tied - 8 times.
 Lead changed - 5 times.



BASKETBALL RECORD BOOK

The State University at Buffalo, until 1962 the private University of Buffalo, has enjoyed success on the basketball court from its first official season, 1915-16, when Coach Art Powell's team posted a 7-4 record, through the era of Coaches Mal Eiken and Len Serfustini in the 1940s, 50s and 60s, to recent years.

In its history on the hardwood, UB has won 1,055 games and lost 1,031 against some of the top Division I, II and III teams in the country.

The program gained national recognition under Coach Powell, who was born in Springfield, MA, seven years before Dr. James Naismith invented the sport. Powell, who played basketball and football at Syracuse, class of '07, had a 198-190 record in 28 seasons, including 28 straight wins and 45-5 for three seasons (1929-32), with triumphs over Pitt, West Virginia, Syracuse and Yale.

Powell's 1930-31 team was 15-0, the best mark in UB history, captained by Bob Harrington, a member of the University's Athletic Hall of Fame, along with 1922-23 captain Dr. James J. Ailinger and 1931-32 captain Ed Malanowicz, both outstanding all-around athletes.

In the early 1930s, UB's nickname was changed from "Bisons" to "Bulls" and in 1938 the program moved from the "old barn" that still stands at Rotary Field to Clark Hall on the South (Main Street) Campus.

UB had no athletic program during the war years of 1943-45, but returned to the court in 1945-46, coached by former captain Harrington. Then Eiken, an All-American at Minnesota class of '36, took command as the first full-time faculty member to coach basketball.

Eiken's 1946-47 squad, captained by football star Lou Corriere had a 12-5 season, capped by a game with Buffalo State before 11,891 fans at Memorial Auditorium. Eiken's 1949-50 club was 15-10, and doubleheaders at "The Aud" attracted 10,000 spectators.

UB Hall of Famer Jack Chalmers concluded his career in 1950-51 as the Bulls' first 1,000-point scorer (1,003), and Hal Kuhn was named the outstanding sophomore to appear at The Aud.

Eiken's 1951-52 Bulls were 18-6 and played in the National

A s s o c i a t i o n o f
 Intercollegiate Athletics
 Tournament, where Hall
 of Famer Kuhn ended the
 season with a record 458
 points and his career with
 1,065. Freshman Jim Horne
 tallied 374 that winter to
 set a fast pace for a record
 career of 1,833 points and
 eventually a place in the
 Greater Buffalo Sports Hall
 of Fame.

In 1956, UB President
 Clifford C. Furnas, an
 Olympic athlete, initiated a
 "Five-Year Plan" that would
 upgrade the total sports
 program and ignite the Bulls

on a trail of banner headlines.

Len Serfustini, a 1950 UB grad, replaced Eiken as coach and in 14 seasons (1956-70) his Bulls would notch a 205-106 record and play in six NCAA Championship Tournaments.

The first team coached by "Serf" went 18-7, captained by Joe Tontillo (801 career points), and was selected to play in the inaugural NCAA Small College Division Tournament. Chuck Daniels (852 career points), an all-around athlete, was named to play with the College All-Stars.

The 1957-58 Bulls were 17-5 and continued a 21-game winning streak at Clark Hall and UB's four straight NCAA tournament appearances (1957-60).

UB returned to NCAA post-season play in 1962-63 behind

All-ECAC star
 Gary Hanley
 (598 career
 rebounds),
 and in 1964-
 65 went 19-
 3, the Bulls'
 best modern
r e c o r d,
 opening the
 season with
 five wins,
 snapped at
 Tennessee,
 followed by 14
 straight and a
 second-place
 finish in the
 NCAA Mid-
 East Regional
 Tournament.
 Future head




**Ed Muto (left) and Len Serfustini (right),
 UB's all-time winningest coach.**

coach Dan Bazzani co-captained the 1964-65 squad, which also included Harvey Poe (791 career points) and Norb Baschnagel, an NCAA All-Tournament First Team choice.

Ed Muto (Buffalo '50), a Serfustini teammate who had piloted the UB freshman program to a 184-91 record in 14 seasons (1956-70), took the helm in 1970-71 and in three campaigns (1970-73) posted a 37-33 record, 16-8 in his final year.

Individual standouts under Muto included captain Bob Vartanian, who scored 33 points in a win over Brown, and Curtis Blackmore, one of the best big men to ever play for UB. Blackmore, who scored a three-season record 1,287 points, ranks as the No. 2 all-time rebounder (1,175), and still owns six UB records including career (16.8) and season (17.8) rebound average and single-game rebounds (32 vs. UT-Chattanooga).

Leo Richardson (Morris '54), the first black head basketball coach at UB, moved up from his junior varsity post in 1973 and, although




**Coach Ed Muto (left) with
 Bob Vartanian (right), UB's first player
 drafted in the NBA. He was chosen by the
 Buffalo Braves in 1973.**

his five-season (1973-78) mark was 35-92, he produced several outstanding players while competing against strong Division I foes.

Otis Horne hit for 994 career points, grabbed 457 rebounds and set UB's Aud record with 38 points vs. Catholic University. Horace Brawley netted 835 career points including 36 at Gannon, the Bulls' road mark until Mike Martinho hit for 37 during the 1995-96 year.

In 1974, Richardson recruited a 20-year old out of a North Carolina factory who was destined to become one of UB's all-time greats, his departure signaling the end of an era in Bulls basketball. Sam Pellom, a 6-9, 220 center nicknamed "The Franchise," epitomized UB's "Big Time" basketball program.

Pellom, who went on to play four seasons with the NBA Atlanta Hawks, led the nation (NCAA Division I) in rebounding (16.2 average) as a sophomore, receiving All-American honorable mention, finished his career as the Bulls' all-time rebounder (1,296), No. 2 scorer (1,403), and set eight UB records including blocked shots in a season (155) and career (375).



After a stellar career at UB, Sam Pellom went on to play in the NBA for the Atlanta Hawks.

Because SUNY prohibited athletic grants-in-aid, UB declared for Division III status in 1977-78, after which Richardson resigned and was replaced by Bill Hughes (Greenville '57) in 1978-79, the Bulls' first season in SUNYAC.

Hughes guided the 1979-80 Bulls to a 17-10 mark, their first winning mark in eight years, 10-0 in the SUNYAC Western Division, to second place in the conference tourney, and was named SUNYAC Coach of the Year. Tom Parsons was the West's Player of the Year; Nate Bouie, 500 career rebounds, and Mike Freeman, UB records for field goal and free throw percentages, were also named All-Conference.

Parsons repeated as the West's top player in 1980-81, and the 1981-82 Bulls set a

record for games played (30, 13-17), won the SUNYAC championship by defeating defending NCAA Division III titlist Potsdam State, and advanced to the NCAA Division III East Regional, UB's first postseason appearance since 1965. John Fitzpatrick, the SUNYAC Tournament MVP, and Karon Henderson were All-Conference picks.

Hughes, whose four-season record was 49-70 overall, but 49-26 in Division III, was replaced on an interim basis in 1982-83 by Ken Pope (Buffalo '74), his former top assistant.

The '82-83 campaign was significant in that the Bulls played

UB Basketball Chronology

1915-16	UB's first team finishes with a 7-4 record.
1930-31	Team goes a perfect 15-0, the only undefeated season in UB history.
1931-32	School changes nickname from "Bisons" to "Bulls".
1938-39	Team moves to Clark Hall to play all home games.
1942-43	Arthur Powell coaches his last season after 28 years, finishing with a record of 198-190.
1943-45	No team due to WWII.
1951-52	Bulls finish 18-6 and played in the NAIA Tournament.
1954-55	Jim Horne finishes his career as one of the best players in UB history with 1,833 points.
1956-57	Team goes 18-7 and plays in the inaugural NCAA Small College Division Tournament.
1959-60	UB finishes 15-6 and makes its fourth straight appearance in the NCAA Division II Tournament.
1962-63	Returned to NCAA postseason play with a 16-7 record.
1964-65	Won 14 straight games and placed second in the NCAA Mid-East Regional Tournament.
1973	Bob Vartanian becomes the first UB player drafted in the NBA when he was selected in the 13th round by the Buffalo Braves.
1974	Sam Pellom, one of UB's all-time great players, arrives at UB.
1977-78	Declared for NCAA Division III status.
1979-80	Bulls go 10-0 in SUNYAC, Head Coach Bill Hughes named Coach of the Year, Tom Parsons named Player of the Year.
1981-82	Advanced to the Division III East Regional, their last appearance in the NCAA Tournament; Nov. 30, 1982 UB plays final game at Clark Hall, defeating Penn State-Behrend 93-84; Dec. 3, 1982 UB plays first game at Alumni Arena, defeating Stony Brook 71-64.
1984-85	Bulls go 7-1 to start the season but have to forfeit the first eight games due to concerns about two ineligible players.
1991-92	UB returns to Division I status.
1993-94	Tim Cohane announced as head coach.
1994-95	UB joins the Mid-Continent Conference and finishes 18-10, the most wins in the last 30 years.
1997-98	Rasaun Young becomes UB's all-time leading scorer.
1998-99	UB joins the Mid-American Conference and finishes the season 5-24 overall and 1-17 in the conference.
1999-00	Reggie Witherspoon named head coach.
2003-04	Bulls finish the season 17-12 and win their first MAC playoff game - 90-73 over Northern Illinois. Reggie Witherspoon named MAC Coach of the Year.
2004-05	UB wins a school-record 23 games, makes it to the MAC championship game and earns a berth in the NIT for the school's first postseason appearance as a Division I program. Turner Battle named MAC Player of the Year and earns All-America honors.
2005-06	Thanks to an 11-1 start, the Bulls received their first ever votes in the Associated Press Top 25 men's basketball poll. UB wins 19 games - the second-most in school history.
2008-09	Bulls finish season 21-12, advance to MAC championship game and make second ever postseason appearance as a Division I program - facing Wichita State in the CBI. Bulls win Rainbow Classic. Rodney Pierce name All-MAC First Team.
2009-10	The Bulls finish the season 18-12. John Boyer leads the nation in assist-to-turnover ratio (3.7). Rodney Pierce named All-MAC First Team.
2010-11	Buffalo goes 20-14 for its third 20-win season in school history and advances to the third round of the Collegelinsider.com Post season Tournament. Javon McCrea named MAC Freshman of the Year.
2011-12	For the third time in the past four years, the Bulls cracked the 20-win plateau, finishing 20-11 and making the CIT. Mitchell Watt was named the MAC Player of the Year - the first UB player to be honored since Turner Battle ('05).
2012-13	Javon McCrea named first-team All-MAC following the season, the second straight year he is named to the First Team. Legendary Duke point guard Bobby Hurley named the 12th head coach in school history following the season.
2013-14	The Bulls won their first ever outright MAC East Division Title and Javon McCrea was named the MAC Player of the Year as he became the school's all-time leading scorer and the first 2,000-point scorer in UB history.
2014-15	UB won its first ever MAC Title, advancing the NCAA Tournament for the first time in school history. Junior Justin Moss was named the MAC Player of the Year. Assistant coach Nate Oats was promoted to head coach following the season, becoming the 13th head coach in school history.



Mike Martinho (left) and Rasaun Young (right) were the best duo to ever play for the Bulls, combining to score 3,616 points during their career.

their final game at Clark Hall, a 93-84 win over Penn State-Behrend on Nov. 30, 1982, and their first game in Alumni Arena, the new, \$13 million fieldhouse on the North (Amherst) Campus, defeating Stony Brook, 71-64, on Dec. 3, 1982.

Dan Bazzani (Buffalo '65), who had a successful nine-season tenure at Niagara County Community College, returned to his alma mater in 1983-84 and guided the Bulls to their first winning record (14-13) in four years. He was the first rookie UB coach to finish over .500 since 1956-57.

Led by All-SUNYAC picks Vince Brown and Greg Franklin, the Bulls stunned defending conference titlist Potsdam, 60-59, before bowing to arch-rival Buffalo State College in the championship game, UB's fifth straight conference tournament appearance.

The 1984-85 Bulls roared to a 7-1 start, including an 87-78 upset of Division II Gannon at Erie, PA, but UB was forced to forfeit those wins because of an administrative error concerning eligibility, lost its top two scorers and rebounders and finished 5-19.

Bazzani got it rolling again in '85-86, the Bulls notching a 14-11 mark that included two tournament titles and a victory over Final Four team Jersey City State.

UB continued its resurgence in 1986-87, winning 15 of 25 games, 13-7 vs. Division III foes, captured two more tournament titles and defeated arch-rival Buffalo State. All-SUNYAC forwards Anthony Miller (14.6 ppg, 8.1 rpg) and Shannon Greer (13.8 ppg, 6.1 rpg) paced the Bulls. Point guard Michael Washington led in assists (143) and steals (48).

In 1987-88, the Bulls went 14-13 before going 16-14 during the 1988-89 campaign. That season, UB won the Pocono Classic by defeating host East Stroudsburg in the championship game. A three-game, week-long road trip to California highlighted the schedule and confirmed the University's desire to compete again at the NCAA Division I level in 1991.

In the 1988-89 season, Bazzani's club went 16-14 and advanced to the championship game of the Mideast Conference before bowing to host Philadelphia Textile. In 1989-90, the Bulls were 14-13, including the championship of the inaugural Shooter's Roundup Basketball

Classic. In 1990-91, UB went 13-14, the first losing season in Bazzani's UB career, but the Bulls posted eight consecutive victories early in the campaign and successfully defended their Shooter's Roundup Classic title.

Senior captain Ricky Coleman closed out his UB career by becoming the team's fifth all-time leading scorer with 1,258 points while junior Rob Middlebrooks became the seventh player in UB history to eclipse the 1,000-point mark.

In 1992-93, the club entered the Division I arena again and, while posting a 2-26 record, had a number of outstanding individual accomplishments, including the play of senior John Blalock. The guard scored 590 points – the most of any player in UB history, while leading the club in scoring in 18 of its 28 games.

In its second season at the Division I level, UB finished with a record of 5-22, dropping its first eight and last six contests of the campaign. UB doubled its 1993-94 win total with 10 and took 10 other teams down to the wire, facing top competition such as "Elite Eight" team Boston College, Pittsburgh, Duquesne and Pennsylvania.

A 9-2 start in 1994-95, including wins at Rutgers and the title at the Iona Classic, propelled the Bulls to the most wins in 30 years at 18-10. The Bulls got outstanding seasons from two-year captain Modie Cox, Kelvin Robinson, Myron Banks and junior Rasaun Young, who was named to the first-team All-Mid-Continent team.

The 1995-96 season saw the Bulls finish 13-14 after losing preseason Mid-Con Player of the Year Rasaun Young before the opening tip-off with an ankle injury. Sophomore guard Mike Martinho picked up the scoring in his place, averaging 17.7 ppg and being named second team All Mid-Continent. Freshman Bernard Wheeler and Robert Harris each were named to the Mid-Con All-Newcomer team.

In 1996-97, the Bulls finished 17-11 and reached the semifinals of the Mid-Con Tournament before an overtime loss to Western Illinois ended their season. The Bulls won the Big 4 title by defeating Niagara, Canisius and St. Bonaventure all in the same week. Rasaun Young and Mike Martinho both went over the 1,000-point barrier and were first-team Mid-Con selections.

The '97-98 Bulls went 15-13 as Rasaun Young became



Turner Battle was named the Mid-American Conference Player of the Year as well as being named an All-American and Academic All-American in 2005.

the school's all-time leading scorer with 1,908 points and Mike Martinho finished third with 1,708 points. Martinho also smashed the school record for points in a game when he scored 44 against Rochester on Feb. 2, 1998.

The 1998-99 season was yet another step up the ladder for UB athletics climb into national prominence as the Bulls joined the Mid-American Conference. The MAC is one of the oldest conferences in the nation and has always been competitive in the national spotlight.

It was a tough mountain for the Bulls to climb, and with a young team UB suffered some tough losses, finishing the season with a 5-24 record and a 1-17 mark in the MAC. In 1999-2000, the Bulls increased their conference wins to three, finishing the MAC at 3-15 and 5-23 overall. Reggie Witherspoon took over as head coach of the program after serving as the interim coach through most of the season and looks to build on the UB history and climb to a level of respectability in the MAC.

In 2000-01, Buffalo just missed its mark, dropping 12 regular season games by 10 points or less, the second-most in the country. The Bulls, who were also hit with several injuries throughout the season, finished 4-24.

In 2001-02, the program took a major step toward becoming a force to be reckoned with in the Mid-American Conference. The Bulls finished 12-18, their best mark since joining the MAC in 1998. In fact, their eight-game improvement in the win column from the previous season was the sixth highest among Division I teams.

In 2002-03, the Bulls fought through a tough 5-23 season. With freshmen and sophomores playing over 80 percent of the minutes, the Bulls proved to be competitive in nearly every game as they lost 13 games by 10 points or less. Turner Battle was named to the All-MAC Honorable Mention and Academic All-MAC squads.

The 2003-04 season was one to remember for the Buffalo Bulls. UB finished the season 17-12 overall and 11-7 in MAC play. The Bulls won their first-ever MAC playoff game, 90-73, over Northern Illinois in front of 8,971 fans - the largest crowd in Alumni Arena history. The Bulls would fall to Toledo in the quarterfinals of the MAC Tournament in Cleveland.



Mitchell Watt was the 2012 MAC Player of the Year

For an encore act, the Bulls won a school-record 23 games in 2004-05 and advanced to the Mid-American Conference championship game for the first time in school history. Although the Bulls suffered a heart-breaking overtime loss to Ohio in the title game, the 23 wins were good enough for a berth in the National Invitation Tournament - UB's first postseason appearance as a Division I program. The Bulls defeated Drexel in the opening round before falling to eventual runner-up Saint Joseph's. Turner Battle capped off a stellar career by being named MAC Player of the Year and earning Associated Press All-America and Academic All-America honors.

The Bulls started the 2005-06 season 11-1, including a nine-game winning streak - their longest winning streak since the 1964-65 season. UB's hot start included wins over Rutgers and Fresno State. On Dec. 5, 2005, the Bulls received their first ever votes in the Associated Press Top 25. The Bulls finished the year 19-13, tying them for the second most wins in school history. Senior guard Calvin Cage, a second-team All-MAC selection, scored a school-record 592 points on the season.

The 2006-07 season was highlighted by wins over high-profile programs Temple and Miami (FL). The win over the Hurricanes was UB's first ever win over a school from the Atlantic Coast Conference. The Bulls put a huge scare into second-ranked Pittsburgh, falling to the Panthers 70-67 in front of 6,350 fans at Alumni Arena. Yassin Idbihi concluded his tremendous career as the Bulls' fourth all-time leading scorer (1,514) and third all-time leading rebounder (844).

On December 1, 2007 Buffalo defeated Evansville, 81-60, at Alumni Arena for head coach Reggie Witherspoon's 100th win at Buffalo. He became just the fifth men's basketball coach in school history to win 100 games.

The Bulls proved the prognosticators wrong during the 2008-09 season as they finished the year 21-12 and were regular season co-champions of the Mid-American Conference after being picked to finish last in the MAC prior to the season. The Bulls advanced to the MAC championship game where they lost to Akron. Buffalo did advance to postseason play for only the second time as a Division I program. UB lost at Wichita State in the opening round of the College Basketball Invitational. Buffalo defeated Pepperdine, Colorado and Colorado State to win the Rainbow Classic. Rodney Pierce was named All-MAC First Team.

The Bulls finished the 2009-10 season 18-12, marking the fifth time in seven years they won 17 or more games in a season. Senior point guard John Boyer led the nation in assist-to-turnover ratio (3.7). to become the first Buffalo player to lead the nation in a statistical category since 1976. Rodney Pierce became the first UB player to be a two-time All-MAC First Team selection.

The Bulls had their third 20-win season in 2010-11, posting a 20-14 record. The Bulls made their third post-season appearance as a Division I program, advancing to the third round of the CollegeInsider.com Postseason Tournament. It was a record-setting year for a trio of Bulls. Byron Mulkey set the single-season school record for steals with 85. Zach Filzen drained 110 three-pointers, also a school record. Javon McCrea scored 400 points, the most ever by a UB freshman, en route

to being named the MAC Freshman of the Year.

For the third time in the past four seasons, the Bulls eclipsed 20 wins, finishing the season with a 20-11 overall record. After being picked to finish fifth in the MAC East Division in the preseason, the Bulls took the conference by storm, finishing with a 12-4 record and the number two overall seed in the MAC Tournament. Senior Mitchell Watt was named the player year and he joined Javon McCrea on the conference's All-MAC First Team. The team earned another bit to the Collegelinsider.com Postseason Tournament for its effort. Jarod Oldham set a modern-era record with 183 assists and Javon McCrea hit 190 field goals, the second most ever in a single season in UB history. The graduating class of seniors - Watt, Dave Barnett, Zach Filzen, and Titus Robinson - were also honored as the winningest class in the program's history.

The Bulls finished the 2012-13 season with a 14-20 record, forcing a change in coaching staff at the end of the year. Athletic Director Danny White, tabbed legendary Duke point guard Bobby Hurley as the 12th head coach in school history on March 26, 2013.



The Bulls won their first ever outright MAC East Championship during the 2013-14 season.

The first season under Coach Hurley was a successful one as the Bulls won their first ever outright MAC East Division title. The Bulls finished the season with a 19-10 record and a 13-5 mark in the Mid-American Conference, UB's most ever wins in conference play.

Senior Javon McCrea became the third player in school history to be named the MAC Player of the Year as he broke the school's career scoring record on Feb. 22, 2014 at Kent State. McCrea finished his career with 2,004 points, breaking the 2,000 point mark in the conference tournament against Eastern Michigan. McCrea was also named to the All-MAC First Team for the third straight season. Senior Joshua Freelove was named All-MAC Honorable Mention and freshman Shannon Evans was named to the league's All-Freshman team.

Hurley led the Bulls to their most successful season in 2014-15 as UB won its first ever Mid-American Conference Tournament and went to the NCAA Tournament for the first time, where the Bulls played West Virginia at Nationwide Arena in Columbus, OH.

The Bulls ended the season with a 23-10 record, tying the school-record for wins in a season, while setting a new school record with 10 true



The Bulls played in their first NCAA Tournament, facing West Virginia on March 20, 2015 at Nationwide Arena in Columbus, OH

road victories. The Bulls played a pair of teams that made it to the Final Four in top-ranked Kentucky and Wisconsin, holding halftime leads on both teams.

Junior Justin Moss was named the MAC Player of the Year, becoming the second straight UB player named the league's top player. Sophomore Shannon Evans recorded the school's first ever triple double as he finished with 14 points, 10 rebounds and 10 assists at Binghamton.

Following the season, Hurley left to take the head coach position at Arizona State, which allowed White to promote assistant coach Nate Oats to the head job. He was officially named the 13th head coach in school history on April 13, 2015.

Oats led the Bulls to their second straight MAC Title and second straight NCAA Tournament berth in 2015-16 as the Bulls became the first repeat MAC Tournament winner since 2001-02 with Kent State. UB won the title with a 64-61 victory over Akron in the MAC Championship game and they then faced Miami (FL) in the first round of the NCAA Tournament in Providence, RI. The Bulls lost the game 79-72.



The Bulls played in their second straight NCAA Tournament on March 17, 2016 when they faced Miami (FL) in Providence, RI.



Sitting (L-R): Bobby Frasco, Christian Pino, Shannon Evans, Lamonte Bearden, Jarryn Skeete. Standing (L-R): Rodell Wigginton, Xavier Ford, Raheem Johnson, Will Regan, Justin Moss, Ikenna Smart, Mory Diane

Bulls Fall Just Short In First NCAA Tournament Appearance

COLUMBUS, OH – The University at Buffalo, The State University of New York, men's basketball team overcame a 10-point halftime deficit, but a late 6-0 run put #5 West Virginia past the 12th seeded Bulls, 68-62 in NCAA Second Round action at Nationwide Arena in Columbus, OH. The loss ends UB's season with a 23-10 record, tied for the most victories in a single year.

Playing in their first tournament in school history, the Mountaineers scored the first seven points of the game before free throws from Lamonte Bearden put the Bulls on the board. West Virginia led by as many as 13 points in the opening half with 9:49 left and led 27-15 when the Bulls went on an 11-2 run, capped off with two Justin Moss free throws to pull within 29-26 with 4:25 left. However, a 7-0 run to end the half gave West Virginia the 36-26 halftime lead.

Following a passionate speech from head coach Bobby Hurley during the intermission, UB opened the second half, scoring seven straight points, ignited by a three pointer from sophomore Shannon Evans to get the run going.

West Virginia had an answer for every UB run though as it scored seven straight to regain the 10-point advantage. The Mountaineers continued to lead 59-50 with 6:21 left when four straight points, including a three from Xavier Ford, pulled UB within 59-54. Layups by Bearden and a three-point play from Ford got the Bulls within one. WVU regained a three-point lead, but Ford drained a three-point with 2:41 left to tie up the game at 62-62. Unfortunately, it would be UB's last points of the game.

The Mountaineers hit a pair of free throw to retake the lead and the dagger came with 28 seconds left as Tarik Phillip hit a three pointer to give West Virginia a five-point lead. A late free throw made the game its final six-point difference.

"Obviously this a tough pill to swallow as we came into today with every intention of winning a basketball game and tying to advance," said Hurley. "I am proud of my team and the fight and resiliency that they showed all afternoon and it came down to a couple of plays that didn't go our way."

In his final game in a UB uniform, Ford led the Bulls with 16 points. Evans added 15 points, while Moss finished his MAC Player of the Year season with 13 points and seven rebounds. Bearden finished with eight points, a team-high six assists and four rebounds.

Rodell Wigginton and Raheem Johnson each added four points off the bench as Johnson's came on a pair of thunderous dunks. He added five rebounds.

Also playing in his final game for the Bulls was senior Will Regan, who threw down a one-handed dunk for his only points of the game before fouling out.

Official Basketball Box Score -- Game Totals -- Final Statistics Buffalo vs West Virginia 3/20/15 2:10 pm at Columbus, Ohio (Nationwide Arena)

#	Player	FG-FGA	3-Ptr	FT-FTA	Rebounds			PF	TP	A	TO	Blk	Stl	Min
					Off	Def	Tot							
23	MOSS, Justin	3-6	0-0	7-11	0	7	7	4	13	1	1	0	0	31
35	FORD, Xavier	5-9	3-6	3-3	1	1	2	3	16	0	2	1	2	29
01	BEARDEN, Lamonte	3-6	0-0	2-3	1	3	4	4	8	6	7	0	1	36
10	SKEETE, Jarryn	0-5	0-4	0-0	0	2	2	1	0	2	2	0	0	30
11	EVANS, Shannon	5-9	3-5	2-2	0	2	2	1	15	2	2	1	1	38
02	REGAN, Will	1-2	0-1	0-0	1	0	1	5	2	1	0	0	0	9
20	WIGGINTON, Rodell	1-2	0-0	2-4	1	3	4	3	4	0	3	0	0	16
31	JOHNSON, Raheem	2-5	0-0	0-2	4	1	5	3	4	0	0	1	0	11
	Team				0	3	3							
Totals		20-44	6-16	16-25	8	22	30	24	62	12	17	3	4	200

FG % 1st Half: 9-23 39.1% 2nd half: 11-21 52.4% Game: 20-44 45.5%
 3FG % 1st Half: 2-7 28.6% 2nd half: 4-9 44.4% Game: 6-16 37.5%
 FT % 1st Half: 6-12 50.0% 2nd half: 10-13 76.9% Game: 16-25 64.0%

West Virginia 68 • 24-9

#	Player	FG-FGA	3-Ptr	FT-FTA	Rebounds			PF	TP	A	TO	Blk	Stl	Min
					Off	Def	Tot							
01	Holtan, Jonathan	0-3	0-1	0-0	0	1	1	5	0	0	1	0	0	9
05	Williams, Devin	5-6	0-0	7-9	3	6	9	3	17	1	5	0	1	28
03	Staten, Juwan	5-9	0-0	5-7	0	3	3	1	15	7	4	0	1	33
04	Miles Jr., Daxter	3-8	2-4	2-2	2	1	3	2	10	0	0	0	0	21
14	Browne, Gary	1-4	1-3	2-4	0	3	3	3	5	3	0	0	1	27
00	Paige, Jaysean	1-2	1-2	0-0	0	1	1	0	3	0	0	0	1	7
02	Carter, Jevon	1-7	0-3	3-4	0	1	1	0	5	0	0	0	2	18
11	Adrian, Nathan	1-2	0-1	0-0	2	0	2	4	2	0	1	0	0	19
12	Phillip, Tarik	4-5	1-2	0-1	1	2	3	1	9	0	0	0	1	15
20	Watkins, Brandon	0-1	0-0	0-0	1	0	1	2	0	0	0	0	0	7
21	Williams, BillyDee	0-0	0-0	0-0	0	1	1	0	0	0	0	0	0	3
45	Macon, Elijah	1-2	0-0	0-0	0	1	1	4	2	0	2	0	0	13
	Team				0	2	2							
Totals		22-49	5-16	19-27	9	22	31	25	68	11	12	1	7	200

FG % 1st Half: 12-26 46.2% 2nd half: 10-23 43.5% Game: 22-49 44.9%
 3FG % 1st Half: 3-9 33.3% 2nd half: 2-7 28.6% Game: 5-16 31.3%
 FT % 1st Half: 9-12 75.0% 2nd half: 10-15 66.7% Game: 19-27 70.4%

Officials:
 Technical fouls: Buffalo-None. West Virginia-None.
 Attendance:
 NCAA Tournament 2nd Round

Score by periods	1st	2nd	Total
Buffalo	26	36	62
West Virginia	36	32	68

	Points	In Paint	Off T/O	2nd Chance	Fast Break	Bench
Buffalo	22	8	7	11	10	10
WVU	28	15	11	0	21	21

Last FG - UB 2nd-02:41, WVU 2nd-00:28.
 Largest lead - UB None, WVU by 13 1st-11:34.
 UB led for 00:00, WVU led for 39:17, Game was tied for 00:43.

Score tied - 1 time.
 Lead changed - 0 times.



Sitting (L-R): Willie Conner, CJ Massinburg, Jarryn Skeete, Lamonte Bearden, Tyler Moffe, Christian Pino, Zac DiSalvo. Standing (L-R): Rodell Wigginton, Blake Hamilton, Nikola Rakicevic, Raheem Johnson, Ikenna Smart, Nick Perkins, David Kadiri, Mory Diane

Bulls Fall to Miami in First Round of NCAA Tournament

PROVIDENCE, RI – The University at Buffalo men's basketball team gave third-seeded Miami all it could handle, but ultimately lost, 79-72, in the first round of the NCAA Tournament at the Dunkin' Donuts Center in Providence, RI on Thursday night. The back-to-back Mid-American Conference champions finished the season 20-15.

"I couldn't be more proud of the kids I coached this year," head coach Nate Oats said. "It's pretty well-documented what we've been through as a program with everything, and they just played their tails off for us all year."

The Bulls had four players score in double-figures, paced by Nick Perkins who scored a career-high 20 points. The freshman forward was 4-of-6 from beyond the arc and added six rebounds. Lamonte Bearden also had a strong game with 19 points and three assists.

Miami's size and athleticism befuddled the Bulls for most of the game. The Hurricanes' allowed only six UB points in the paint in the first half. However, Buffalo was hot early from deep and with the help of five three-pointers, built a nine-point lead with 12:47 left in the first half. Miami stormed back to take a 12-point lead with 6:11 left in the half, before a resilient Bulls squad clawed back to cut the Miami lead to 35-33 at the break.

Miami opened the second half on a 14-5 scoring run to extend its lead 49-38 with 13:34 left. The Hurricanes built their lead to 68-56 with 5:25, before the Bulls made their run. Willie Conner, who was the Most Valuable Player of the MAC Tournament, drained his only three of the game to spark the run. A three-pointer by Blake Hamilton made it a two-possession game, 70-64, with 4:04 left.

The Bulls inched even closer on a jumper in the lane by Bearden that cut the lead to 72-68 with 1:56 on the clock. The sophomore guard had a chance to pull the Bulls to within one on their next possession, but his three-point attempt was just off the mark. Miami sealed the win at the free throw line.

Like Perkins, fellow freshman CJ Massinburg had a strong game, finishing with 11 points. Hamilton scored 11 of his 12 points in the second half to round out Bulls in double-figures. Hamilton added a team-high nine rebounds.

Miami dominated the glass, outrebounding the Bulls 44-31. The Hurricanes scored 12 second-chance points. Defensively, the Bulls forced 14 Miami turnovers.

"We missed two open threes that would have cut that thing to one possession there late in the game," Oats said. "We were just a couple stops or shots away from -- we had a lead for a lot of the first half, too. So I think a lot of our kids proved they belong on a big stage like this. I'm so happy for them because they gave everything they had to the program through the whole year."

Official Basketball Box Score -- Game Totals -- Final Statistics Buffalo vs Miami (FL) 3/17/16 6:50 pm at Providence, R.I. (Dunkin' Donuts Center)

Buffalo 72 • 20-15

#	Player	Total FG-FGA	3-Ptr FG-FGA	FT-FTA	Rebounds			PF	TP	A	TO	Blk	Stl	Min
					Off	Def	Tot							
00	HAMILTON, Blake	4-11	3-7	1-3	0	9	9	2	12	1	2	0	1	31
34	SMART, Ikenna	0-0	0-0	0-0	0	0	0	3	0	0	1	0	0	6
01	BEARDEN, Lamonte	7-16	1-4	4-6	0	3	3	3	19	3	4	0	1	36
02	CONNER, Willie	1-5	1-4	0-0	1	1	2	3	3	0	0	0	0	32
10	SKEETE, Jarryn	1-5	1-2	0-0	0	0	0	4	3	2	2	0	0	21
03	MASSINBURG, CJ	3-7	0-3	5-5	1	3	4	5	11	2	0	0	1	29
04	KADIRI, David	0-1	0-0	2-2	0	0	0	1	2	0	0	0	0	10
20	WIGGINTON, Rodell	1-2	0-0	0-0	0	1	1	0	2	0	1	1	0	11
21	RAKICEVIC, Nikola	0-0	0-0	0-0	0	0	0	0	0	0	0	0	0	1
33	PERKINS, Nick	6-12	4-6	4-6	3	3	6	5	20	0	0	0	1	23
Team					3	3	6							
Totals		23-59	10-26	16-22	8	23	31	26	72	8	10	1	4	200

FG % 1st Half:	9-30	30.0%	2nd half:	14-29	48.3%	Game:	23-59	39.0%	Deadball Rebounds	1
3FG % 1st Half:	5-12	41.7%	2nd half:	5-14	35.7%	Game:	10-26	38.5%		
FT % 1st Half:	10-12	83.3%	2nd half:	6-10	60.0%	Game:	16-22	72.7%		

Miami (FL) 79 • 26-7

#	Player	Total FG-FGA	3-Ptr FG-FGA	FT-FTA	Rebounds			PF	TP	A	TO	Blk	Stl	Min
					Off	Def	Tot							
21	Kamari Murphy	4-7	0-0	3-5	3	10	13	3	11	1	0	4	0	33
23	Tonye Jekiri	2-3	0-0	0-0	1	2	3	4	0	3	0	0	0	16
05	Davon Reed	4-10	2-5	0-0	0	12	12	4	10	0	1	0	0	39
10	Sheldon McClellan	5-10	0-2	10-13	2	3	5	0	20	2	2	0	1	38
13	Angel Rodriguez	6-15	3-7	9-11	1	6	7	3	24	4	3	1	3	35
00	Ja'Quan Newton	3-8	0-1	4-5	2	0	2	3	10	2	3	0	1	26
03	Anthony Lawrence	0-1	0-0	0-0	0	0	0	1	0	0	1	1	0	9
12	James Palmer	0-0	0-0	0-0	1	0	1	0	0	0	0	0	0	4
33	Ivan CruzUceda	0-0	0-0	0-0	0	0	0	1	0	0	0	0	0	0+
Team					1	0	1							
Totals		24-54	5-15	26-34	11	33	44	18	79	9	14	6	5	200

FG % 1st Half:	14-32	43.8%	2nd half:	10-22	45.5%	Game:	24-54	44.4%	Deadball Rebounds	4
3FG % 1st Half:	1-7	14.3%	2nd half:	4-8	50.0%	Game:	5-15	33.3%		
FT % 1st Half:	6-8	75.0%	2nd half:	20-26	76.9%	Game:	26-34	76.5%		

Officials: Ed Corbett, Antinio Petty, Tim Gattis, Lamont Simpson
Technical fouls: Buffalo-None. Miami (FL)-None.
Attendance:
NCAA First Round

Score by periods	1st	2nd	Total
Buffalo	33	39	72
Miami (FL)	35	44	79

	In	Off	2nd	Fast	Bench
Points	Paint	T/O	Chance	Break	
UB	24	17	5	7	35
MIAFL	36	10	12	12	10

Last FG - UB 2nd-00:26, MIAFL 2nd-05:25.
Largest lead - UB by 9 1st-12:47, MIAFL by 12 2nd-06:11.
UB led for 13:33. MIAFL led for 25:06. Game was tied for 01:21.

Score tied - 1 time.
Lead changed - 2 times.

1915-16 (7-4)
at Carnegie Tech L 22 38
at Duquesne L 19 33
Niagara L 29 50
at St. Lawrence L 17 21
at Clarkson W 26 18
Carnegie Tech W 36 19
Hobart W 57 17
at St. Bonaventure W 53 18
at Hobart W 24 16
Canisius W 27 25
Canisius W 40 23

1916-17 (6-8)
Yale L 11 35
Allegheny W 27 23
Hobart W 42 28
Colgate L 14 31
at Michigan L 17 36
at Detroit L 17 33
Oberlin W 28 25
C.C.N.Y. L 11 28
at Hobart W 22 12
Pittsburgh W 34 29
at Carnegie Tech L 23 34
at Pittsburgh L 36 39
at Wash. & Jeff. L 19 33
Detroit W 42 15

1917-18 (6-2)
Yale W 21 13
Syracuse L 17 30
Fort Niagara W 43 5
Colgate W 31 16
Rochester W 27 18
Allegheny L 27 32
at Rochester W 34 32
West Virginia W 41 23

1918-19 (8-5)
Oberlin W 26 8
St. Lawrence L 17 18
at Cornell L 28 35
at Syracuse L 19 21
at St. Lawrence W 27 24
Hobart W 32 6
Rochester W 28 14
Cornell L 11 30
Westminister W 37 18
Rochester W 32 19
Great Lakes L 30 39
Colgate W 28 23
Syracuse W 25 21

1919-20 (9-1)
Toronto W 49 18
Detroit U. W 28 22
Cornell L 16 18
Westminister W 36 23
at Colgate W 26 24
Colgate W 23 15
Hobart W 68 10
Ellwoods W 43 30
Geneva W 53 12
Niagara W 31 19

1920-21 (12-6)
at Syracuse L 16 24
Yale L 26 29
Cornell W 23 22
at Alfred W 29 7
Westminister W 38 6
Thiel W 49 19
at Cornell L 14 26
Syracuse W 18 10
Union W 33 20
Carnegie Tech W 35 18
at Allegheny L 22 23
at Carnegie Tech W 29 24

at Geneva L 23 25
at Penn State L 16 43
Centre W 40 28
Allegheny W 26 14
Canisius W 31 21
Canisius W 22 12

1921-22 (5-7)
at Rochester Opt. W 33 21
Toronto L 28 30
Cornell L 13 36
Alumni L 20 24
Ithaca W 39 12
at Hobart L 30 37
Clarkson W 25 18
Thiel W 31 20
Rochester W 21 11
Oberlin L 26 27
Bethany L 14 21
Creighton L 27 36

1922-23 (7-5)
Mechanics W 15 11
Yale L 13 23
at Hobart W 32 26
Niagara W 19 16
at R.P.I. L 16 38
at Rochester L 21 33
Georgetown W 27 22
Rochester W 35 23
at Niagara L 20 21
Hobart W 39 20
Alfred W 51 23
at Alfred L 30 31

1923-24 (7-6)
Mechanics W 40 5
Toronto W 31 23
Cornell L 26 30
Hobart W 31 17
at Rochester L 17 35
at Colgate L 30 31
Rochester L 23 29
at R.P.I. L 27 30
Oberlin W 27 17
Hobart W 34 21
Colgate L 17 24
Lafayette W 29 21
Alumni W 35 13

1924-25 (7-6)
at Mechanics W 40 9
at Toronto W 37 22
Cornell L 12 14
Queen's W 36 7
Hobart W 43 21
Colgate L 28 35
R.P.I. L 14 27
Davis-Elkins L 23 27
at Hobart W 35 12
Rochester L 19 22
at Colgate L 17 20
St. Lawrence W 33 14
Alfred W 28 19

1925-26 (11-6)
Rochester Opt. W 26 20
Toronto W 43 26
Syracuse L 25 29
Cornell W 19 15
Princeton W 25 23
at Syracuse L 23 24
Hobart W 32 21
at Rochester L 20 33
at Colgate L 24 33
Niagara W 37 22
R.P.I. W 38 31
Rochester L 24 28
Oberlin W 43 25

at Hobart W 37 24
at Niagara L 24 32
at Alfred W 27 23
Colgate W 33 23

1926-27 (11-4)
Buffalo Normal W 35 9
Toronto W 36 23
Cornell W 23 20
Hobart W 43 24
at Rochester L 26 29
at Colgate L 21 32
Niagara W 31 21
Alfred W 41 10
Clarkson W 44 14
Hamilton W 42 24
at Niagara W 30 17
at Hobart W 46 33
Rochester W 27 25
Penn State L 41 43
Colgate L 21 27

1927-28 (8-8)
Buffalo Normal W 32 23
Toronto W 29 18
Dartmouth L 31 34
Cornell W 30 29
Hobart W 24 16
at Clarkson W 26 14
at Hamilton W 34 29
at Colgate L 17 52
Niagara L 19 20
at Rochester L 20 24
Alfred W 36 21
at Niagara L 23 33
Clarkson W 35 29
at Hobart L 26 32
Rochester L 21 40
Colgate L 28 29

1928-29 (7-11)
Buffalo State W 28 18
Toronto W 27 24
Lehigh W 25 24
R.P.I. L 23 30
at Hamilton L 31 37
at Colgate L 21 33
Niagara L 27 29
at Rochester L 26 32
Clarkson L 28 32
at Clarkson W 26 16
at St. Lawrence L 31 35
at Niagara W 31 21
Alfred L 36 37
St. Lawrence W 31 24
Hobart L 30 31
Rochester W 29 26
Carnegie Tech L 23 33
Colgate L 20 31

1929-30 (15-1)
Buffalo State W 46 19
Toronto W 37 19
Ohio W 41 23
Thiel W 28 20
Lafayette W 39 21
at St. Lawrence L 26 31
at Clarkson W 34 22
at Rochester W 30 28
St. Lawrence W 27 17
Alfred W 45 17
at Hobart W 38 19
Clarkson W 48 22
Hamilton W 54 18
at Niagara W 45 35
Rochester W 37 30
Niagara W 41 23

1930-31 (15-0)
Buffalo State W 54 19
Toronto W 44 16
Cornell W 49 37
Carnegie Tech W 42 31
at Hamilton W 42 18
at St. Lawrence W 46 30
at Clarkson W 52 33
Niagara W 42 27
at Rochester W 48 25
Hobart W 54 11
Clarkson W 47 25
St. Lawrence W 31 28
at Niagara W 46 43
Alfred W 44 32
Rochester W 59 16

1931-32 (15-4)
Buffalo State W 48 21
Toronto W 52 23
at Hobart W 43 22
Yale L 21 36
Cornell W 29 23
Lehigh L 24 31
Carnegie Tech L 30 49
at Clarkson W 31 20
at St. Lawrence W 31 29
Niagara W 40 24
St. Lawrence W 24 21
Williams W 38 32
Hobart W 30 23
at Rochester W 36 28
Clarkson W 36 30
Hamilton W 52 24
at Niagara L 42 46
Alfred W 45 33
Rochester W 36 24

1932-33 (10-9)
Ithaca L 20 23
Toronto W 37 24
at Hobart W 20 18
Cornell L 26 35
Syracuse L 24 37
at Clarkson W 35 30
at St. Lawrence L 23 44
Allegheny W 30 28
at Rochester W 38 21
Michigan State L 18 29
Niagara L 25 29
Alfred W 42 32
at Alfred L 39 40
at Syracuse L 22 48
Clarkson W 45 38
St. Lawrence W 37 34
at Niagara L 37 44
Hobart W 53 20
Rochester W 30 26

1933-34 (5-10)
Toronto W 41 16
Hobart W 34 30
Syracuse L 23 42
at St. Lawrence L 27 33
at Clarkson W 31 29
Michigan State L 30 37
at Niagara L 28 36
at Alfred L 26 28
Alfred W 33 31
Clarkson L 29 34
St. Lawrence L 27 32
Colgate L 24 27
at Hobart W 31 17
at Syracuse L 23 62
Niagara L 24 37

1934-35 (3-9)
Toronto L 38 44
Michigan L 21 41
Cornell W 32 31
at Clarkson L 31 47
at St. Lawrence L 20 28
at Alfred L 21 22
Alfred W 30 28
at Hobart L 27 29
Clarkson L 20 32
St. Lawrence L 37 51
Colgate L 26 33
Hobart W 43 26

1935-36 (0-13)
D 14 McMaster L 19 36
D 18 Alfred L 21 55
J 4 Oberlin L 28 43
J 10 at St. Lawrence L 16 53
J 11 at Clarkson L 19 37
F 1 at Alfred L 11 52
F 4 Rochester L 14 50
F 8 at Hobart L 19 33
F 13 Clarkson L 19 32
F 15 St. Lawrence L 26 52
F 22 Colgate L 17 54
F 29 Hobart L 19 37
M 7 Rochester L 24 26

1936-37 (4-10)
D 19 McMaster W 34 29
J 8 at Clarkson L 25 38
J 9 at St. Lawrence L 40 48
J 13 Rochester L 24 27
J 15 Union L 40 43
F 5 Oberlin L 24 45
F 11 Clarkson L 17 22
F 13 St. Lawrence L 30 35

1938-39 (2-12)
D 15 McMaster W 40 19
D 17 Ohio Wesleyan L 35 61
D 19 Ohio L 38 58
J 6 at Hamilton L 36 43
J 7 at Union L 50 54
J 14 Wayne L 34 55
F 3 Marietta L 35 49
F 8 Kent State L 33 47
F 11 St. Lawrence L 32 44
F 13 Rochester L 29 52
F 21 at Hobart L 29 42
F 24 Hamilton W 62 40
F 25 at Rochester L 33 65
M 4 Hobart L 37 39

1939-40 (1-10)
D 14 McMaster W 45 34
D 23 Ohio Wesleyan L 37 69
J 2 Ohio L 23 78
J 6 at Colgate L 31 74
J 12 Western Res. L 37 58
F 3 Wayne L 22 49
F 10 at Rochester L 34 42
F 13 at Hobart L 17 48
F 17 Rochester L 25 55
F 24 Alfred L 30 34
M 3 Hobart L 46 47

1940-41 (4-9)
Alumni W 49 29
J 10 at Wayne L 26 55
J 11 at West. Reserve L 42 53
F 5 Rochester L 22 34
F 7 Oberlin L 40 53
F 12 at Alfred W 45 40
F 14 Western Reserve W 47 42
F 15 at Rochester L 32 43
F 18 at Hobart L 39 43
F 21 Colgate L 38 41

2012-13 (14-20, 7-9)

N10 Princeton	L	53	57
<i>NABC Coaches vs. Cancer Classic</i>			
N13 at Florida St.	L	68	95
N15 at Evansville	W	56	50
N16 vs. Western Ill.	L	58	67
N17 vs. Yale	L	59	63
N20 at Canisius	L	64	71
N24 Mansfield	W	76	57
N28 Temple	L	39	54
D1 at St. Bonaventure	L	79	82
D5 at Milwaukee	W	72	52
D8 Niagara	W	77	67
D21 at Washington St.	L	54	65
D28 Notre Dame (OH)	W	84	64
J2 at Tulsa	L	57	63
J9 at Ohio*	L	68	86
J12 Miami (OH)*	L	57	58
J16 Kent State*	L	68	80
J19 Bowling Green*	W	68	65
J23 at Ball State*	W	66	63
J26 at Akron*	L	64	68
J30 Central Michigan*	W	91	73
F2 at Western Michigan*	L	60	71
F6 at Eastern Michigan*	L	46	65
F9 Northern Illinois*	W	59	54
F13 Toledo*	W	75	60
F16 at Miami (OH)*	W	79	71
<i>Ramada Worldwide Bracketbuster</i>			
F23 Manhattan	L	64	65
F27 at Kent State* (OT)	L	81	83
M2 Akron*	W	81	67
M5 Ohio*	L	69	72
M8 at Bowling Green*	L	65	76
<i>MAC Tournament</i>			
M11 Central Michigan (OT)	W	74	72
M13 vs. Ball State	W	76	61
M14 vs. Kent State	L	68	70

2013-14 (19-10, 13-5)

N8 at Texas A&M	L	58	82
N13 at Niagara	L	81	92
N16 W. Va. Wesleyan	W	80	60
N26 Robert Morris	W	81	66
N30 Delaware St.	W	65	55
D7 St. Bonaventure	W	78	73
D11 vs. Canisius	L	55	69
D21 vs. Manhattan (OT)	L	81	83
D23 Binghamton	W	87	57
D29 at Drexel	W	55	52
J8 Northern Illinois*	W	67	46
J11 Eastern Michigan*	W	76	66
J15 at Toledo*	L	65	67
J18 Kent State*	W	71	60
J23 at Ball State*	L	68	71
J25 at Northern Illinois*	W	75	67
J29 Western Michigan*	W	84	63
F2 at Bowling Green*	L	68	74
F5 Ball State*	W	69	48
F8 at Central Michigan*	W	79	70
F12 at Miami (OH)*	W	75	62
F15 Ohio*	L	70	73
F19 Akron*	W	96	90
F22 at Kent State*	W	78	69
F26 at Ohio*	W	69	64
M1 Miami (OH)*	W	78	55
M4 at Akron*	L	71	83
M8 Bowling Green*	W	88	65
<i>MAC Tournament</i>			
M13 vs. Eastern Michigan	L	64	69

2014-15 (23-10, 12-6)

N14 South Dakota St.	W	69	67
N16 at Kentucky	L	52	71
N18 at Texas-Arlington	W	74	68
N24 at Grand Canyon	W	80	64
N29 at Canisius	W	72	57
D3 at St. Bonaventure	L	63	72
D7 at Robert Morris	W	74	59

D16 Drexel	W	80	70
D19 Niagara	W	88	62
D28 at Wisconsin	L	56	68
D30 Binghamton	W	76	50
J3 Cornell	W	92	73
J7 at Miami (OH)*	W	79	72
J10 at Western Michigan*	L	68	78
J14 Northern Illinois*	W	82	63
J17 Miami (OH)*	W	77	68
J21 at Central Michigan*	L	73	84
J24 at Ohio*	L	61	63
J27 Western Michigan*	W	77	71
J30 Kent State*	W	88	55
F4 at Ball State*	W	82	78
F7 at Akron*	L	72	75
F10 Toledo*	L	88	92
F14 Central Michigan*	L	74	75
F18 at Eastern Michigan*	W	78	63
F21 at Bowling Green*	W	68	56
F24 Akron*	W	67	62
F28 at Kent State*	W	71	65
M3 Ohio*	W	93	66
M6 Bowling Green*	W	77	75
<i>MAC Tournament</i>			
M13 vs. Akron	W	68	59
M14 vs. Central Michigan	W	89	84
<i>NCAA Tournament (Columbus, OH)</i>			
M20 vs. West Virginia	L	62	68

2015-16 (20-15, 10-8)

N13 Pitt-Bradford	W	109	49
N16 at Old Dominion	L	58	77
N18 at St. Joseph's	L	67	89
<i>Hall of Fame Tipoff Classic</i>			
N21 vs. North Carolina A&T	W	86	68
N22 vs. Vermont	W	77	71
N28 Canisius (OT)	W	98	96
D2 St. Bonaventure	L	58	60
D5 at Duke	L	59	82
D7 at Iowa St.	L	63	84
D12 Binghamton	W	80	64
D19 Montana St.	W	80	73
D22 at VCU	L	69	90
D29 Delaware	W	99	79
J5 Akron*	L	71	75
J8 at Kent State*	W	76	67
J12 at Eastern Michigan*	L	70	80
J16 Central Michigan*	W	74	61
J19 at Miami (OH)*	W	77	60
J23 at Western Michigan*	L	71	91
J26 Ball State*	W	76	64
J30 at Toledo*	W	73	68
F2 at Northern Illinois*	W	90	78
F6 Eastern Michigan*	W	80	70
F9 Toledo*	L	69	71
F12 Ohio*	L	75	94
F16 at Akron*	L	70	80
F20 Bowling Green*	W	88	74
F23 Kent State*	W	87	70
F27 at Ohio* (OT)	L	96	103
M1 Miami (OH)*	L	59	67
M4 at Bowling Green*	W	87	83
<i>MAC Tournament</i>			
M10 vs. Miami (OH)	W	94	81
M11 vs. Ohio	W	88	74
M12 vs. Akron	W	64	61
<i>NCAA Tournament (Providence, RI)</i>			
M17 vs. Miami (FL)	L	72	79

2016-17 (17-15, 11-7)

N11 at Niagara	W	76	66
N14 at Xavier	L	53	86
N17 Nazareth	W	85	38
<i>Great Alaska Shootout</i>			
N23 at UA-Anchorage	W	85	79
N25 vs. Nevada	L	62	67
N26 vs. Weber St.	W	74	72
N29 at Creighton	L	72	93
D3 at St. Bonaventure	L	84	90

D7 at Pitt	L	79	84
D10 Coppin St.	W	87	52
D17 Canisius (OT)	L	87	94
D21 at Robert Morris	L	71	74
D30 Maine	W	79	60
J3 at Toledo*	L	54	86
J7 at Eastern Michigan*	W	77	68
J10 Ohio*	L	72	74
J14 Ball State*	L	77	92
J17 at Kent State*	W	82	69
J21 Western Michigan*	W	66	54
J24 at Miami (OH)*	L	74	75
J28 at Akron*	L	90	91
J31 Central Michigan*	W	101	91
F3 at Ball State*	W	96	69
F7 Northern Illinois*	W	65	45
F11 at Bowling Green*	W	88	74
F14 at Central Michigan*	W	99	93
F18 Miami (OH)*	W	71	58
F21 Kent State*	L	69	77
F24 Akron*	L	83	89
F28 at Ohio*	W	83	79
M3 Bowling Green*	W	80	68
<i>MAC Tournament</i>			
M9 vs. Kent State	L	65	68

* Denotes conference games
- 1994-95 to 1998-98
Mid-Continent Conference
- 1998-99 to present
Mid-American Conference

ALL-TIME SERIES RECORDS

A	Cortland State _____ 13-7	Iowa State _____ 0-2	O	St. Michael's _____ 0-4
Adelphi _____ 4-3	Creighton _____ 0-2	Ithaca _____ 13-3	Oakland _____ 0-1	St. Peter's _____ 3-0
Akron _____ 26-33	D	J	Oberlin _____ 6-5	St. Rose _____ 1-1
Alaska-Anchorage _____ 1-0	Daemen _____ 5-1	Jackson State _____ 1-0	Oglethorpe _____ 1-0	Staten Island _____ 1-1
Albany _____ 20-9	Dartmouth _____ 0-2	Jacksonville _____ 1-3	Ohio _____ 12-31	Stetson _____ 0-3
Alcorn State _____ 1-0	Davis-Elkins _____ 0-1	Jersey City State _____ 2-0	Ohio Northern _____ 2-0	Steubenville _____ 1-1
Alfred _____ 45-20	Dayton _____ 1-0	K	Ohio Valley _____ 1-0	Stony Brook _____ 6-0
Allegheny _____ 7-2	Delaware _____ 2-1	Kent State _____ 15-31	Ohio Wesleyan _____ 1-2	Susquehanna _____ 1-0
Alliance _____ 1-0	Delaware State _____ 3-2	Kentucky _____ 0-1	Old Dominion _____ 0-3	Syracuse _____ 5-27
Alumni _____ 2-1	DePauw _____ 0-1	Kentucky Wesleyan _____ 0-1	Oneonta _____ 1-1	T
American _____ 2-3	Detroit _____ 4-10	Kutztown _____ 1-0	Ontario _____ 5-1	Temple _____ 2-5
American International _____ 1-0	Detroit Tech. _____ 1-0	L	Oral Roberts _____ 1-1	Tennessee _____ 0-2
Arkansas State _____ 1-0	Dickinson _____ 1-0	Lafayette _____ 5-6	Oswego State _____ 15-7	Tennessee-Chattanooga _____ 1-0
Armstrong State _____ 0-2	District of Columbia _____ 1-1	Lawrence Tech _____ 1-0	P	Texas A&M _____ 0-1
Army _____ 5-4	Dowling _____ 0-1	Lehigh _____ 1-2	Pace _____ 3-6	Texas-Arlington _____ 1-0
Assumption _____ 3-1	Drexel _____ 3-0	LeMoyne _____ 13-11	Pennsylvania _____ 0-1	Texas-Southern _____ 1-0
Atlanta Christian _____ 1-0	Duquesne _____ 1-4	Liberty _____ 3-0	Penn State _____ 2-6	Thiel _____ 3-0
Auburn _____ 0-1	B	Long Island _____ 3-2	Penn State-Behrend _____ 4-2	Toledo _____ 8-15
Baldwin-Wallace _____ 2-2	Ball State _____ 14-15	Longwood _____ 0-1	Pepperdine _____ 1-0	Toronto _____ 38-6
Ball State _____ 2-0	Baltimore _____ 1-0	Loyola Marymount _____ 0-2	Philadelphia Textile _____ 2-11	Towson _____ 2-3
Barry _____ 1-0	Bel. Abbey _____ 1-0	M	Pittsburgh-Bradford _____ 2-3	Troy State _____ 3-4
Bentley _____ 0-1	Bentley _____ 0-1	Maine _____ 1-4	Pittsburgh-Johnstown _____ 1-0	Tufts _____ 1-0
Bethany _____ 0-1	Binghamton _____ 6-1	Manhattan _____ 2-2	Pittsburgh _____ 1-9	Tulane _____ 1-2
Binghamton _____ 6-1	Boston College _____ 0-4	Manhattanville _____ 1-0	Plattsburgh State _____ 2-1	Tulsa _____ 0-2
Boston University _____ 2-2	Boston College _____ 0-4	Mansfield _____ 4-4	Point Park _____ 1-1	U
Bowling Green _____ 16-18	Bowling Green _____ 16-18	Marietta _____ 0-2	Potsdam State _____ 3-5	Union _____ 2-4
Brandeis _____ 0-1	Brandeis _____ 0-1	Marist _____ 1-3	Puerto Rico _____ 1-2	V
Bridgewater _____ 0-1	Brigham Young _____ 0-2	Marshall _____ 5-10	Purdue _____ 0-1	Valparaiso _____ 2-9
Brigham Young _____ 0-2	Brockport State _____ 38-9	Maryland _____ 0-4	Queens _____ 2-0	Vermont _____ 1-3
Brockport State _____ 38-9	Brooklyn _____ 2-3	Maryland-Baltimore Co. _____ 0-4	Quinnipiac _____ 1-0	Villanova _____ 1-4
Brooklyn _____ 2-3	Brown _____ 1-1	Massachusetts _____ 0-1	Q	Virginia Commonwealth _____ 0-5
Brown _____ 1-1	Bucknell _____ 7-0	McMaster _____ 12-1	R	W
Bucknell _____ 7-0	Buffalo Normal _____ 2-0	McMurray _____ 1-0	R.P. I. _____ 10-6	Wabash _____ 0-2
Buffalo Normal _____ 2-0	Buffalo State _____ 45-27	Mechanics _____ 3-0	Randolph Macon _____ 1-0	Wagner _____ 0-2
Buffalo State _____ 45-27	C	Mercy _____ 2-0	Rhode Island _____ 1-1	Wake Forest _____ 0-2
Cal Poly _____ 0-1	Cal State Bakersfield _____ 0-1	Mercyhurst _____ 9-2	Rider _____ 1-3	Walter Reed _____ 0-1
Cal State Bakersfield _____ 0-1	Cal State LA _____ 1-0	Merrimack _____ 2-0	Robert Morris _____ 3-1	Washington & Jefferson _____ 2-4
Cal State LA _____ 1-0	Cal State Northridge _____ 0-2	Mexico _____ 1-0	Roberts Wesleyan _____ 2-0	Washington State _____ 0-3
Cal State Northridge _____ 0-2	UC Santa Barbara _____ 1-0	Miami (FL) _____ 1-3	Rochester _____ 40-34	Wayne State _____ 8-4
UC Santa Barbara _____ 1-0	Canisius _____ 17-28	Miami (OH) _____ 17-24	RIT _____ 2-2	Wayne University _____ 0-3
Canisius _____ 17-28	Capital _____ 1-0	Michigan _____ 0-2	Rochester Optics _____ 2-0	Weber State _____ 1-0
Capital _____ 1-0	Carnegie Tech _____ 5-4	Michigan State _____ 0-3	Rutgers _____ 3-3	West Virginia _____ 1-2
Carnegie Tech _____ 5-4	Case _____ 4-4	Mississippi College _____ 2-0	S	West Virginia Wesleyan _____ 2-1
Case _____ 4-4	Catholic _____ 2-3	Mississippi Valley State _____ 1-0	Saginaw Valley State _____ 1-0	Western Illinois _____ 6-6
Catholic _____ 2-3	CCNY _____ 1-1	Missouri _____ 0-1	Saint Joseph's _____ 0-2	Western Michigan _____ 11-13
CCNY _____ 1-1	Central Connecticut State _____ 7-7	Missouri-Kansas City _____ 4-4	Samford _____ 2-0	Western Ontario _____ 10-3
Central Connecticut State _____ 7-7	Central Florida _____ 1-1	Monmouth _____ 0-1	Samson _____ 3-1	Western Reserve _____ 10-3
Central Florida _____ 1-1	Central Michigan _____ 18-14	Montana State _____ 1-0	San Francisco State _____ 1-1	Westminster _____ 3-0
Centre _____ 1-0	Centre _____ 1-0	Morgan State _____ 1-0	Scranton _____ 1-0	Wichita State _____ 0-2
Chaminade _____ 1-0	Chaminade _____ 1-0	Muskingum _____ 1-1	Seton Hall _____ 0-1	Wilkes _____ 1-0
Charlotte _____ 0-2	Charlottesville _____ 0-2	N	Shepherd _____ 1-2	Williams _____ 4-0
Chevy Chase _____ 1-0	Chicago State _____ 12-0	Navy _____ 3-1	Siena _____ 3-7	Windsor _____ 3-1
Chicago State _____ 12-0	Cincinnati _____ 0-1	Nazareth _____ 1-2	South Carolina State _____ 0-1	Wisconsin _____ 0-1
Cincinnati _____ 0-1	Clarion _____ 0-1	Nevada _____ 0-1	South Carolina Upstate _____ 1-0	Wisconsin-Green Bay _____ 2-0
Clarion _____ 0-1	Clark _____ 0-1	New Hampshire _____ 2-1	South Dakota State _____ 1-1	Wisconsin-Milwaukee _____ 4-0
Clark _____ 0-1	Clarkson _____ 17-10	Niagara _____ 32-56	South Florida _____ 1-3	Wooster _____ 2-1
Clarkson _____ 17-10	Clemson _____ 0-1	North Carolina _____ 0-3	Southampton _____ 1-0	Wright State _____ 0-1
Clemson _____ 0-1	Cleveland State _____ 2-5	North Carolina A&T _____ 1-0	Southern Mississippi _____ 0-1	Wyoming _____ 0-1
Cleveland State _____ 2-5	Colby _____ 2-1	NC Asheville _____ 1-1	SMU _____ 0-1	X
Colby _____ 2-1	Colgate _____ 16-39	NC Greensboro _____ 3-1	Southern Utah _____ 2-0	Xavier _____ 0-1
Colgate _____ 16-39	Colorado _____ 1-1	North Texas _____ 0-1	SW Louisiana _____ 0-1	Y
Colorado _____ 1-1	Colorado State _____ 1-0	Northeastern _____ 0-3	Springfield _____ 1-1	Yale _____ 1-5
Colorado State _____ 1-0	Connecticut _____ 1-7	Northeastern Illinois _____ 7-3	St. Anselm _____ 1-1	York _____ 1-0
Connecticut _____ 1-7	Coppin State _____ 1-1	Northern Illinois _____ 19-13	St. Bonaventure _____ 4-8	Youngstown State _____ 13-14
Coppin State _____ 1-1	Cornell _____ 16-27	Northern Iowa _____ 0-1	St. Francis (NY) _____ 0-2	
Cornell _____ 16-27		Northwestern _____ 0-3	St. Francis (PA) _____ 2-6	
		Notre Dame (OH) _____ 1-0	St. John Fisher _____ 2-0	
			St. Lawrence _____ 11-16	

America East

Albany	20-9
Binghamton	6-1
Hartford	0-1
Maine	1-4
New Hampshire	1-1
UMBC	0-4
Stony Brook	6-0
Vermont	1-3
Total	35-23

American Athletic Conference

Central Florida	1-1
Cincinnati	0-1
Connecticut	1-7
South Florida	1-3
Temple	2-5
Tulane	1-2
Tulsa	0-2
SMU	0-1
Total	6-22

Atlantic 10

Dayton	1-0
Duquesne	1-4
Massachusetts	0-1
Rhode Island	1-1
Saint Joseph's	0-2
St. Bonaventure	5-7
Virginia Commonwealth	0-5
Total	8-20

Atlantic Coast

Boston College	0-4
Clemson	0-1
Duke	0-1
Florida State	0-1
Miami (FL)	1-3
North Carolina	0-3
Pittsburgh	1-9
Syracuse	5-27
Wake Forest	0-2
Total	7-51

Atlantic Sun

Jacksonville	1-3
Samford	2-0
Stetson	0-3
USC Upstate	1-0
Total	4-6

Big Sky

Montana St.	1-0
Southern Utah	2-0
Weber State	1-0
Total	4-0

Big South

Liberty	3-0
Longwood	0-1
UNC Asheville	1-1
Total	4-2

Big Ten

Indiana	0-1
Maryland	0-4
Michigan	0-2
Michigan State	0-3
Northwestern	0-3
Penn State	2-6

Purdue	0-1
Rutgers	3-3
Wisconsin	0-1
Total	5-24

Big 12

Iowa State	0-2
West Virginia	1-2
Total	1-4

Big East

Creighton	1-1
Georgetown	1-0
Seton Hall	0-1
Villanova	1-4
Xavier	0-1
Total	3-7

Big West

Cal Poly	0-1
Cal State Northridge	0-2
Hawaii	1-0
UC Santa Barbara	1-0
Total	2-3

Colonial

Delaware	2-1
Drexel	3-0
Elon	2-1
Hofstra	2-3
Northeastern	0-3
Towson	2-3
Total	11-11

Conference USA

Florida Atlantic	0-1
Florida International	1-1
UNC-Charlotte	0-2
Marshall	5-10
North Texas	0-1
Old Dominion	0-3
Southern Mississippi	0-1
Total	6-19

Horizon League

Cleveland State	2-5
Detroit	4-10
Oakland	0-1
Valparaiso	2-9
Wisconsin-Green Bay	2-0
Wisconsin-Milwaukee	5-0
Wright State	0-1
Youngstown State	13-14
Total	28-40

Ivy

Brown	1-1
Cornell	16-27
Dartmouth	0-2
Pennsylvania	0-1
Princeton	1-2
Yale	1-5
Total	19-38

Mid-Eastern Athletic

Coppin State	1-1
Delaware State	3-2
Howard	0-2
Morgan State	1-0
North Carolina A&T	1-0

South Carolina State	0-1
Total	6-6

Metro Atlantic Athletic

Canisius	17-29
Fairfield	0-4
Iona	4-4
Manhattan	2-2
Marist	1-3
Monmouth	0-1
Niagara	32-56
Quinnipiac	1-0
Rider	1-3
Siena	4-6
St. Peter's	3-0
Total	65-108

Mid-American

Akron	26-33
Ball State	14-15
Bowling Green	16-18
Central Michigan	18-14
Eastern Michigan	14-10
Kent State	15-31
Miami (OH)	17-24
Northern Illinois	19-13
Ohio	12-31
Toledo	8-15
Western Michigan	11-13
Total	170-217

Missouri Valley

Evansville	3-2
Illinois State	1-1
Indiana State	2-2
Northern Iowa	0-1
Wichita State	0-2
Total	6-8

Mountain West

Colorado State	1-0
Fresno State	2-0
Nevada	0-1
Wyoming	0-1
Total	3-2

Northeast

Central Connecticut State	7-7
Fairleigh Dickinson	2-8
Long Island	3-2
Robert Morris	3-1
St. Francis (NY)	0-2
St. Francis (PA)	2-6
Wagner	0-2
Total	17-28

Ohio Valley

Eastern Illinois	2-5
Total	2-5

Pac-12

Colorado	1-1
Washington State	0-3
Total	1-4

Patriot

American	2-3
Army	5-4
Boston University	2-2
Bucknell	7-0

Colgate	16-39
Holy Cross	0-1
Lafayette	5-6
Lehigh	1-2
Navy	3-1
Total	41-58

Southeastern

Auburn	0-1
Georgia	0-2
Kentucky	0-1
Missouri	0-1
Tennessee	0-2
Texas A&M	0-1
Total	0-8

Southern

UNC-Greensboro	3-1
UT-Chattanooga	1-0
Total	4-1

Southland

SW Louisiana	0-1
Total	0-1

Southwestern Athletic

Alcorn State	1-0
Jackson State	1-0
Mississippi Valley State	1-0
Texas Southern	1-0
Total	4-0

Summit League

Oral Roberts	1-1
South Dakota State	1-1
Western Illinois	6-6
Total	8-8

Sun Belt

Arkansas State	1-0
Georgia Southern	2-0
Georgia State	2-0
Texas-Arlington	1-0
Troy State	3-4
Total	9-4

Western Athletic

Cal St. Bakersfield	0-1
Chicago State	12-0
Grand Canyon	1-0
UMKC	4-4
Total	17-5

West Coast

Brigham Young	0-2
Loyola Marymount	0-2
Pepperdine	1-0
Total	1-4

Non-Division I

Division II	93-99
Division III	428-240
NAIA	11-6
Other*	121-38

* - Includes Canadian Universities and colleges who no longer have athletics or are no longer associated with the NCAA.



Jason Bird



Louis Campbell



Gary Domzalski



Greg Gamble



Daniel Gilbert



Robert Harris

A	Jason Bird _____ 01-05	Chrill Conlon _____ 75-78	Stanley Ells _____ 35-38	Tom Gill _____ 62-65	Robert Hochmuth _ 45-46
Richard Aaron _____ 56-56	Curtis Blackmore _ 70-73	Donald Connelly _____	Henry Elwood _____ 46-47	Daniel Gilbert _____ 01-05	William Hojohn _____ 60-63
David Acree _____ 79-81	John Blalock _____ 91-92	Willie Conner _____ 15-17	Vince Emmerson _____ 89-90	Donald Gilbert _____ 61-62	James Horne _____ 51-55
Brian Addison _____ 07-08	Chester Bogdon ____ 47-48	Benny Constantino _ 46-49	Karl Englert _____ 53-56	Ron Gilliam _____ 69-70	Otis Horne _____ 72-76
Nikolai Alexeev _____ 97-00	Bruce Bonaparte _____ 77-78	Kevin Cook _____ 99-00	Joe Etopio _____ 85-87	Harry Gillman _____ 47-48	Brian Houston _____ 88-90
Zaid Alkhas _____ 97-98	Henry Boron _____ 45-46	Robert Cook _____ 36-38	Joseph Evans _____ 71-72	Anthony Girard _____ 45-47	Bruce Huckle _____ 69-71
Joseph Alper _____ 45-47	Mark Bortz _____ 01-05	George Cooper _____ 75-77	Shannon Evans _____ 13-15	Kyle Givens _____ 86-87	Claude Hudson _____ 90-91
Eric Altstadter _____ 78-81	Max Boudreau _____ 06-10	Melvin Cooper _____		Walter Givens _____ 46-47	
Jawaan Alston _____ 07-11	Nate Bouie _____ 77-80	Anthony Corral _____ 47-50	F	Gene Glenn _____ 85-88	
Nichols Amigone _ 39-40	John Boyer _____ 06-10	Louis Corriere 42-43, 46-48	Torgeir Fadum _____ 45-46	Paul Goldstein _____ 63-65	I
Carl Anderson _____ 35-36	Paul Brady _____ 47-48	Orvill Cott _____ 69-72	Dominic Falsetti _ 51-54	Brian Goodman _____ 88-89	Yassin Idbihi _____ 03-07
Edwin Anderson _ 54-55	Larry Brassel _____ 64-65	Gary Cox _____ 81-83	Jim Faturous _____ 1963-64	Norward Goodwin _ 63-66	Erhan Igdemir _____
Jamie Anderson _____ 94-96	Horace Brawley _____ 72-74	Modie Cox _____ 92-95	Vadim Fedotov _____ 05-08	Tom Gordon _____	Carl Impellitier _____ 40-43
Brian Andre _____ 03-05	Roman Brkieski _____ 64-65	Daniel Craft _____ 50-53	Gerald Filipiski _____ 59-62	Rayfield Goss _____ 72-74	Waid Ingham _____ 49-50
William Annable _ 50-51, 54-56	Freddie Brookins _____ 75-79	Alan Creech _____ 66-67	Zach Filzen _____ 09-12	Larry Graham _____ 61-62	J
Jack Anthony _____ 52-53	Dave Bromley _____ 73-74	Mike Cross _____ 87-90	John Fitzpatrick _ 79-83	Shannon Greer _____ 86-87	Alfred Jackson _____ 40-41
Andrew Atman _____ 03-08	Chris Brown _____ 90-91	Ryan Cross _____ 92-94	Mike Florczak _____ 82-86	Rayfield Gross _____	Cordell Jackson _____ 78-80
George Austin _____ 45-46	Everett Brown _____ 39-43	John Cryst _____ 35-36	Raymond Foels _____ 50-51	Abe Gruenwald _____ 69-70	Wayne James _____ 84-86
	Kelvin Brown _____ 92-93	Jon Culbert _____ 65-68	David Foreness _____ 59-60	Gregg Gumbs _____ 90-91	James Jaeger _____ 45-46
B	Robert Brown _____ 00-02	Dan Curran _____ 65-67	Xavier Ford _____ 11-15	Earl Gunn _____ 59-60	John Jekielek _____ 66-68
Joe Babinski _____ 54-55	Vince Brown _____ 83-85		John Forys _____ 71-72	Jack Gushue _____ 51-52	George Jennings _ 39-40
Jeffery Baker _____ 74-75	Richard Browning _____ 35-36	D	Damien Foster _____ 99-01	Lleweln Gushue _ 47-50	Harry Jenkins _____ 38-39
Harold Baldauf _ 37-38	Gregory Bruce _____ 71-72	Joe D'Ambrose _____ 84-85	Joe Foster _____ 67-68	Thomas Gustafson _ 97-98	Adam Johnson _____ 00-01
David Baldwin _____ 62-63	Rodney Bruton _____ 84-86	Charles Daniels _____ 54-57	Roy Fowler _____ 54-57		Edwin Johnson _____ 76-78
Carman Ball _____ 35-36	Gordon Bukaty _____ 69-70	Marshal Davis _____ 45-46	Rock Fox _____ 99-00	H	Fred Johnson _____ 55-57
Henry Banas _____ 46-47	Arthur Burke _____ 45-47	Tom Davis _____ 89-92	Steve Fox _____ 83-85	Tati Hadavi _____ 94-97	Lou Johnson _____ 91-95
Todd Banaszak _____ 87-88	Tom Burrows _____ 86-87	Donald Dell _____ 52-54	Elmer Frank _____ 39-43	Lars Hafner _____ 81-83	Marvin Johnson _____
Myron Banks _____ 93-95	Melroy Butler _____ 81-82	Allan Delman _____ 70-73	Greg Franklin _____ 83-85	Darryl Hall _____ 87-88	Nate Johnson _____ 96-99
G. Bannerman _____ 62-63		Elmer DePalma _____ 39-40	David Frantagelo _ 64-65	Wallace Hall _____ 04-05	Otha Johnson _____ 88-89
Rich Barbera _____ 67-68	C	Vincent DePalma _ 35-38	Bobby Frasco _____ 14-15	Blake Hamilton _____ 15-17	Raheem Johnson _ 14-17
Dave Barnett _____ 08-12	Calvin Cage _____ 02-06	Llyod DeVaux _____ 76-78	Robert Fraser _____ 37-39	Nathan Hamm _____ 37-38	James Johnson _____ 40-41
Bill Barth _____ 63-66	Gabe Cagwin _____ 00-02	Mory Diane _____ 14-15	Andy Fraunhofer _ 61-62	Vince Hander _____ 83-84	Howard Joht _____ 49-52
Bill Barto _____ 63-65	Louis Campbell _____ 98-02	Robert Dickinson _ 72-75	Kevin Fredrick _____ 87-89	Gary Hanley _____ 61-64	Chandon Jones _____ 96-97
Norb Baschnagel _ 62-65	Will Campbell _____ 98-99	Sheldon Dickstein _ 52-53	Joshua Freelove _ 13-14	Ralph Harbeck _____ 49-51	Ed Jones _____ 87-89
Ron Bator _____ 66-67	Charles Carlson _____ 35-38	Zac DiSalvo _____ 15-16	Marshall Freeman _ 95-96	Robert Harling _____ 58-59	James Jones _____ 16-
Samuel Battaglia _ 59-60	John Cavanaugh _ 65-67	Richard Dompkowski _ 57-60	Mike Freeman _____ 78-80	Edwin Harnish _____ 35-36	Ken Jones _____ 77-82
Turner Battle _____ 01-05	Ryan Chaffe _____ 99-00	Gary Domzalski _____ 72-76	James Freney _____ 68-70	Derwin Harris _____ 80-84	Larry Jones _____ 74-77
Ken Bazinet _____ 65-67	Jack Chalmers _____ 48-51	Robert Donaldson _ 50-52	Warren Freiberg _ 35-38	Robert Harris _____ 95-98	Lee Jones _____ 83-84
Dan Bazzani _____ 62-65	Devon Chambers _ 92-93	Richard Down _____ 39-43	John Fuerch _____ 68-69	Richard Harvey _____ 61-64	Malcom Jones _____ 82-83
Lamonte Bearden _ 14-16	Adam Chmielowski 40-41	Cameron Downing _ 10-12	Robert Fuller _____ 39-40	Umar Hasan _____ 92-93	Michael Jones _____ 73-77
Carman Bell _____ 35-36	Art Cholewiniski _ 55-57	Ronald Downs _____ 80-83	William Fulton _____ 60-61	James Hastas _____ 50-51	Norm Jones _____ 77-81
Dave Bell _____ 85-86	George Cleary _____ 80-83	Richard DuBois _____ 58-59		Alvin Heller _____ 36-39	Phil Jones _____ 01-02
William Bender _____ 39-40	Paul Cleary _____ 37-38		G	Derek Henderson _ 94-95	Davonta Jordan _____ 16-
Ernie Benoit _____ 53-55	Matt Clemens _____ 95-98	E	Robert Gaines _____ 45-46	Karon Henderson _ 80-82	Jake Jordan _____ 82-84
Stanley Benton _____ 80-81	David Clement _____ 40-41	Robert Earl _____ 83-85	Greg Gamble _____ 05-08	Douglas Henry _____ 45-46	Mario Jordan _____ 02-06
Mike Benzow _____ 82-83	Mike Clifford _____ 09-11	Ed Eberle _____ 66-69	Robert Gantt _____ 39-40	George Henry _____ 66-67	Norman Joseph _ 41-42
Erik Berg _____ 83-84, 87-88	Herman Cohen _____ 37-41	Anthony Ebner _____ 69-71	Donald Gardiner _____	Marvin Herb _____ 56-58	Paul Jung _____
Doug Bernard _____ 65-68	Giulio Colangelo _ 85-87	Stephen Ebsary _____ 39-41	Arthur Garfinkel _ 75-77	William Hess _____ 45-46	Kurt Jute _____ 86-90
Calvin Betts _____ 06-10	Carl Cole _____ 52-53	Robert Ehenerich _ 41-42	Dave Genaway _____ 89-93	Gerold Hesson _____ 57-58	
Wayne Betts _____ 67-68	Eddie Coleman _____ 83-84	Jamie Eichel _____ 86-87	Francis Gerbasi _____ 37-39	Richard Hetzel _____ 63-65	K
Jim Bevillacqua _ 63-66	Rick Coleman _____ 87-91	Robert Eldridge _____ 46-49	Ed Gicewicz _____ 49-52	Eugene Hiller _____ 36-37	David Kadiri _____ 15-17
William Bilowus _ 61-65		Jack Elliott _____ 92-93		Jacob Hoechst _____ 46-47	Sam Kantowitz _ 50-51



Davis Lawrence



Jarod Oldham



Will Regan



Titus Robinson



Bob Vartanian



Tony Watson II

Jack Karaszewski ___ 62-65
Joseph Kemp ___ 45-46
Harlod Keefe ___ 36-37
Brian Keenen ___ 99-00
Edwin Keller ___ 45-46
Alltn Kimball
Paul Kinkel ___ 50-53
Robert Kirchberger ___ 57-59
Harold Kirshenbaum ___ 35-36
Jon Kleidon ___ 97-00
Philip Knapp ___ 69-71
Roger Kobee ___ 58-59
Albert Konikoff ___ 40-41
Theodore Kotelec
Milton Krammer ___ 46-48
James Krawczyk ___ 60-62
Roger Kremblas ___ 68-71
Harold Kuhn ___ 49-52
Bernard Kurowski ___ 56-59
Daniel Kwiatek ___ 52-55

L

Gregory Laker ___ 71-73
Adekambi Laleye ___ 06-10
Wesley Lamb ___ 94-95
Kurt Lange ___ 53-56
Neil Langelier ___ 69-72
Eric Lasch ___ 78-79
Tracy LaTona ___ 49-51
Harold Latour ___ 84-86
Davis Lawrence ___ 99-03
Clayton Lee ___ 97-98
Kevin Lee ___ 88-90
Fred Leggin ___ 89-91
Burton LeMaster ___ 41-42
Timothy Lennon ___ 70-71
Matt Leone ___ 89-91
Torrance LeSure ___ 90-91
Dave Levitt ___ 52-56
Howard Lewis ___ 56-59
Maliso Liboni ___ 97-01
Brace Lowe ___ 87-89
Vuu Lu ___ 97-98
Robert Lund ___ 56-57

M

Mike Machado ___ 68-69
Arthur Mack ___ 80-81
Richard MacLaughlin ___ 57-58
Paul Mallon ___ 58-61
Dale Manchester ___ 38-39
Rick Mann ___ 65-66
R. Manno ___ 62-63

CJ Massinbrug ___ 15-
Al Massotti ___ 56-59
Richard Matanle ___ 70-72
Chris Mathews ___ 83-84, 86-87
George Matthews ___ 40-43
Jim Marks ___ 81-83, 85-86
Mike Martinho ___ 94-98
Mike Matthews ___ 84-85
Dawone Maxwell ___ 90-91
Jim May ___ 81-83
Javon McCreo ___ 10-14
Rodney McDaniel ___ 77-79
William McEvoy ___ 59-62
John McGonegal ___ 83-84
Mark McGuire ___ 80-83
Mike McKie ___ 99-00
Quate McKinzie ___ 16-17
Douglas McLarty ___ 47-48
Kevin McMillan ___ 78-81
Scott McMillin ___ 96-98
Andre McPhail ___ 12-13
George Mendenhall ___ 77-79
Edward Melzer ___ 41-42
Rob Middlebrooks ___ 88-92
Roderick Middleton ___ 02-06
Anthony Miller ___ 86-87
Benjamin Miller ___ 41-42
J.H. Miller ___ 46-47
Lawrence Miller ___ 46-50
Marlon Mills ___ 90-91
Martin Misiek
Sinan Misirili ___ 84-85
Paul Missana ___ 45-46
Dana Mitchel ___ 76-77
Tyler Moffe ___ 15-16
Darnell Montgomery ___ 74-75
James Montgomery ___ 46-47
Ron Montgomery ___ 86-87
Eric Moore ___ 05-07
Brian Mosher ___ 46-48
Mike Moseley ___ 77-78
Justin Moss ___ 13-15
Deyshonne Much ___ 13-14
Byron Mulkey ___ 06-11
James Murphy ___ 35-36
Henry Muszynski ___ 42-43, 45-47
Edwin Muto ___ 48-50
Robert Myszewski ___ 59-61

N
Frank Nappo ___ 47-49
William Needham ___ 47-50
Steve Nelson ___ 68-70

O
Donald Oetinger ___ 46-47
Richard O'keee ___ 45-46
Jarod Oldham ___ 10-14
Nick O'Neil ___ 86-87
Barnard Onyenucheya ___ 04-07
Ray Osterhoudt ___ 36-37
Robert Owen ___ 36-37

P
Eugene Palazzo ___ 57-58
Kenneth Parr ___ 58-61
Tom Parsons ___ 79-81
Ken Pawlak ___ 83-86
Cecil Pearl ___ 36-37
Joe Peeler ___ 67-68
Bobby Pellmam ___ 76-77
Sam Pellom ___ 74-78
Nick Perkins ___ 15-
Ryan Peterson ___ 97-99
Lowell Petties ___ 54-55
Rodney Pierce ___ 07-10
John Pieri ___ 66-68
Christian Pino ___ 14-17
Andrew Podlucky ___ 52-53
Harvey Poe ___ 63-66
Kenneth Pope ___ 72-74
Lowell Potties
Edward Pursler ___ 56-58

Q
Dave Quick ___ 78-79

R
Nikola Rakicevic ___ 15-17
Corey Raley-Ross ___ 10-14
James Randall ___ 73-74
Kenny Rankin ___ 92-93
Eric Rasmussen ___ 69-72
Will Regan ___ 12-15
Jack Reid ___ 48-51
Sanford Reisman ___ 40-41

Mike Nemeroff ___ 81-82
James Newton ___ 61-62
James Nickerson ___ 36-37
Norman Nickerson ___ 37-39
Michael Niles ___ 83-84
Joseph Norman ___ 41-42
Dennis Norton ___ 58-60
Bob Nowak ___ 67-69
Aurraum Nuiriankh ___ 10-14

S
Chris Rhodes ___ 82-83
Gerald Richardson ___ 99-00
Jack Ridler ___ 37-41
Scott Rigot ___ 83-85
Richard Riley ___ 51-53
James Ringler ___ 64-65
Andy Robinson ___ 05-08
Jason Robinson ___ 00-01
Kelvin Robinson ___ 93-95
Sam Robinson ___ 75-77
Titus Robinson ___ 08-12
Chris Roets ___ 92-93
Angelo Romeo ___ 39-41
James Rooney ___ 50-53
Alvin Rosen ___ 46-47
Warren Rosing ___ 35-36
Raymond Rosinski ___ 58-61
Greg Ross ___ 82-83
Eric Rosser ___ 91-93
Tony Roston ___ 77-79
William Ruddick ___ 42-43, 46-48
Ronald Ruhlman ___ 37-39
Joe Rutowski ___ 66-68

T
Mark Sacha ___ 78-79
Len Saltman ___ 53-56
Gene Salzer ___ 41-42
Sal Sapia ___ 40-43
Robert Scamurra ___ 51-54
Edward Schano ___ 40-41
Richard Schaper ___ 58-60
Jack Scherrer ___ 67-70
Ronald Schlenker ___ 57-58
Christian Schmidt ___ 05-08
Henry Scholles ___ 42-43, 46-47
Dean Schott ___ 89-92
Milton Schulman ___ 38-39
Donald Scott ___ 75-77
Richard Schulefand ___ 46-47
Harlow Seaton ___ 36-39
Richie Sebuharara ___ 11-12
Chris Sekora ___ 89-90
Alex Sepi ___ 84-86
Leonard Serfustini ___ 46-49
Edward Shano
James Sharp ___ 45-46
Jim Shea ___ 66-68
Reggie Sheffy
Dave Sherman ___ 78-79
Nicholas Shosho ___ 59-62
Michael Sinclair ___ 99-00

U
Roger Urban ___ 53-55

V
Jeff Vahue
Robert Vartanian ___ 71-73
Alexei Vasiliev ___ 99-00
John Vaughan ___ 67-70
Joe Veal ___ 00-03

W
Jason Walcott ___ 00-03
John Waldo ___ 40-41
Artie Walker ___ 65-67
Chris Walker ___ 02-04
B.J. Walker ___ 87-88
Harold Walker ___ 79-81
James Walker ___ 58-61
James Walker ___ 84-86
Larry Walton ___ 79-80
Michael Washington ___ 86-89
Riley Washington ___ 77-79
Vernell Washington ___ 75-78
Tony Watson II ___ 09-12
Mitchell Watt ___ 08-12
Steve Waxman ___ 68-70
Leonard Weiss ___ 45-46
Rick Wells ___ 67-68
Armand Weser ___ 50-51
Charles Weston ___ 52-53
Adam Wheeler ___ 88-89
Bernard Wheeler ___ 95-97
Rodell Wigginton ___ 14-16
Lawrence Willbur ___ 69-71
Bob Williams ___ 67-70
Darcel Williams ___ 01-02
Donnell Williams
Duane Williams ___ 01-02
James Williams ___ 65-66
Randy Williams ___ 78-81
Woodrow Williams ___ 94-95
Garnet Wilson ___ 91-94
Ron Willson
Malik Winn ___ 98-99
Gregory Witherspoon ___ 74-75
Robert Wolf ___ 36-37
Mark Wyncoop ___ 83-84

Steve Sklar ___ 53-57
Jarryn Skeete ___ 12-16
James Slayton ___ 73-75
Eugene Small ___ 38-39
Vince Small ___ 77-78
Ikenna Smart ___ 14-
Sean Smiley ___ 05-10
Bill Smith ___ 86-90
Clement Smith ___ 99-03
Dick Smith ___ 63-66
Parnell Smith ___ 03-07
Robert Smith ___ 95-96
Tony Smith ___ 78-80
Philip Smolinski ___ 52-53
Eric Spence ___ 75-77
William Stark ___ 70-73
Louis Stevens ___ 46-50
John Stofa ___ 61-62
Seymore Streisfeld ___ 42-43
Barry Sullivan ___ 83-84
Derek Summers ___ 84-87
Kit Swenby ___ 93-97
Kevin Swoffer ___ 00-02

W
Leonard Tangishaka ___ 95-97
Earl Thiele ___ 59-62
Robert Thomas ___ 65-66
Raphell Thomas-Edwards ___ 11-12
Christian Thompson ___ 91-93
Don Thompson ___ 62-64
Rob Thompson ___
Bernie Thorn ___ 49-52
Richard Tolsma ___ 50-51
Joseph Tontillo ___ 56-59
Morley Townsend ___ 35-39
Peter Treyz ___ 52-53
James Tribble ___ 71-73
Donald Scott ___ 75-77
Richie Trowers ___ 92-93
Mike Tucker ___ 84-86
Frank Tuzzolino ___ 35-38

Y
Darwin Young ___ 03-07
Rasaun Young ___ 93-98

Z
Oliver Zittel ___ 37-38, 40-41



**Mid-American Conference
1998-Present**

2016-17
Dontay Caruthers _____ Defensive Player of the Year
All-Defensive
Nick Perkins _____ Sixth Man of the Year
Blake Hamilton _____ Second Team
CJ Massinburg _____ Honorable Mention

2015-16
Lamonte Bearden _____ Third Team
Blake Hamilton _____ Third Team
CJ Massinburg _____ All-Freshman
Willie Conner _____ All-Defensive, MAC Tourny MVP

2014-15
Justin Moss _____ Player of the Year, First Team
Shannon Evans _____ Second Team, Academic
Lamonte Bearden _____ All-Freshman
Will Regan _____ Academic
Xavier Ford _____ MAC Tournament MVP

2013-14
Javon McCrea _____ Player of the Year, First Team
Joshua FreeLove _____ Honorable Mention
Shannon Evans _____ All-Freshman
Will Regan _____ Academic

2012-13
Javon McCrea _____ First Team
Jarryn Skeete _____ All-Freshman
Will Regan _____ Academic

2011-12
Mitchell Watt _____ Player of the Year, First Team,
AP All-America Honorable Mention
Javon McCrea _____ First Team
Tony Watson II _____ Academic

2010-11
Byron Mulkey _____ Second Team, Academic
Zach Filzen _____ Honorable Mention
Javon McCrea _____ Freshman of the Year,
Honorable Mention

2009-10
Rodney Pierce _____ First Team
Calvin Betts _____ Honorable Mention
John Boyer _____ Academic

2008-09
Rodney Pierce _____ First Team
Greg Gamble _____ Honorable Mention
Vadim Fedotov _____ Academic

2007-08
Andy Robinson _____ Honorable Mention

2006-07
Yassin Idbihi _____ Honorable Mention

2005-06
Calvin Cage _____ Second Team
Yassin Idbihi _____ Honorable Mention

2004-05
Turner Battle _____ Player of the Year
First Team, Academic
AP All-America Honorable Mention
Mark Bortz _____ Sixth Man of the Year
Honorable Mention, Academic

2003-04
Turner Battle _____ Second Team, Academic
Mark Bortz _____ Academic
Yassin Idbihi _____ All-Freshman
Reggie Witherspoon _____ Coach of the Year

2002-03
Turner Battle _____ Honorable Mention
Academic

2001-02
Turner Battle _____ All-Freshman
Darcel Williams _____ Honorable Mention



**Mid Continent Conference
1994-98**

1997-98
Mike Martinho _____ First Team
Rasaun Young _____ First Team

1996-97
Mike Martinho _____ First Team
Rasaun Young _____ First Team

1995-96
Mike Martinho _____ Second Team
Robert Harris _____ All-Newcomer
Bernard Wheeler _____ All-Newcomer

1994-95
Rasaun Young _____ First Team
Modie Cox _____ Second Team
Mike Martinho _____ All-Newcomer



Turner Battle



Mitchell Watt



Javon McCrea



Justin Moss



Rasaun Young



Mike Martinho



Robert Harris



Modie Cox

Year	Overall		Conference		Home		Road		Neutral		Coach
	W	L	W	L	W	L	W	L	W	L	
1915-16	7	4	-	-	4	1	3	3	0	0	Arthur L. Powell
1916-17	6	8	-	-	5	3	1	5	0	0	Arthur L. Powell
1917-18	6	2	-	-	5	2	1	0	0	0	Arthur L. Powell
1918-19	8	5	-	-	7	3	1	2	0	0	Arthur L. Powell
1919-20	9	1	-	-	8	1	1	0	0	0	Arthur L. Powell
1920-21	12	6	-	-	10	1	2	5	0	0	Arthur L. Powell
1921-22	5	7	-	-	4	6	1	1	0	0	Arthur L. Powell
1922-23	7	5	-	-	6	1	1	4	0	0	Arthur L. Powell
1923-24	7	6	-	-	7	3	0	3	0	0	Arthur L. Powell
1924-25	7	6	-	-	4	5	3	1	0	0	Arthur L. Powell
1925-26	11	6	-	-	9	2	2	4	0	0	Arthur L. Powell
1926-27	11	4	-	-	9	2	2	2	0	0	Arthur L. Powell
1927-28	8	8	-	-	6	4	2	4	0	0	Arthur L. Powell
1928-29	7	11	-	-	5	7	2	4	0	0	Arthur L. Powell
1929-30	15	1	-	-	11	0	4	1	0	0	Arthur L. Powell
1930-31	15	0	-	-	10	0	5	0	0	0	Arthur L. Powell
1931-32	15	4	-	-	11	3	4	1	0	0	Arthur L. Powell
1932-33	10	9	-	-	7	5	3	4	0	0	Arthur L. Powell
1933-34	5	10	-	-	3	6	2	4	0	0	Arthur L. Powell
1934-35	3	9	-	-	3	5	0	4	0	0	Arthur L. Powell
1935-36	0	13	-	-	0	9	0	4	0	0	Arthur L. Powell
1936-37	4	10	-	-	4	6	0	4	0	0	Arthur L. Powell
1937-38	4	9	-	-	3	7	1	2	0	0	Arthur L. Powell
1938-39	2	12	-	-	2	8	0	4	0	0	Arthur L. Powell
1939-40	1	10	-	-	1	7	0	3	0	0	Arthur L. Powell
1940-41	4	9	-	-	3	4	1	5	0	0	Arthur L. Powell
1941-42	2	8	-	-	2	3	0	5	0	0	Arthur L. Powell
1942-43	7	6	-	-	5	6	2	0	0	0	Arthur L. Powell
1945-46	5	10	-	-	4	4	1	6	0	0	Robert Harrington
1946-47	12	5	-	-	9	2	3	4	0	0	Malcolm S. Eiken
1947-48	13	8	-	-	9	4	4	4	0	0	Malcolm S. Eiken
1948-49	11	9	-	-	9	3	2	6	0	0	Malcolm S. Eiken
1949-50	15	10	-	-	9	6	6	4	0	0	Malcolm S. Eiken
1950-51	13	8	-	-	10	6	3	2	0	0	Malcolm S. Eiken
1951-52	18	6	-	-	13	4	5	2	0	0	Malcolm S. Eiken
1952-53	10	9	-	-	8	5	2	4	0	0	Malcolm S. Eiken
1953-54	15	8	-	-	12	5	3	3	0	0	Malcolm S. Eiken
1954-55	16	6	-	-	11	4	5	2	0	0	Malcolm S. Eiken
1955-56	17	3	-	-	10	2	7	1	0	0	Malcolm S. Eiken
1956-57	18	7	-	-	10	0	6	6	2	1	Len T. Serfustini
1957-58	17	5	-	-	9	2	7	2	1	1	Len T. Serfustini
1958-59	16	7	-	-	8	1	5	5	3	1	Len T. Serfustini
1959-60	15	6	-	-	10	2	3	3	2	1	Len T. Serfustini
1960-61	18	5	-	-	13	0	4	3	1	2	Len T. Serfustini
1961-62	14	7	-	-	9	5	5	2	0	0	Len T. Serfustini
1962-63	16	7	-	-	13	1	3	4	0	2	Len T. Serfustini
1963-64	14	8	-	-	9	4	5	4	0	0	Len T. Serfustini
1964-65	19	3	-	-	14	2	4	0	1	1	Len T. Serfustini
1965-66	14	8	-	-	7	5	7	3	0	0	Len T. Serfustini
1966-67	9	11	-	-	7	7	2	4	0	0	Len T. Serfustini
1967-68	11	10	-	-	9	4	2	6	0	0	Len T. Serfustini
1968-69	12	9	-	-	10	4	2	5	0	0	Len T. Serfustini
1969-70	11	11	-	-	8	4	3	7	0	0	Len T. Serfustini

YEAR-BY-YEAR RECORDS

Year	Overall		Conference		Home		Road		Neutral		Coach
	W	L	W	L	W	L	W	L	W	L	
1970-71	9	13	-	-	8	5	1	8	0	0	Edwin D. Muto
1971-72	12	12	-	-	6	4	6	8	0	0	Edwin D. Muto
1972-73	16	8	-	-	13	3	3	5	0	0	Edwin D. Muto
1973-74	5	20	-	-	3	11	2	9	0	0	Leo Richardson
1974-75	8	17	-	-	4	7	4	10	0	0	Leo Richardson
1975-76	10	16	-	-	9	5	1	11	0	0	Leo Richardson
1976-77	5	21	-	-	2	8	3	13	0	0	Leo Richardson
1977-78	6	18	-	-	4	8	2	9	0	1	Leo Richardson
SUNY Athletic Conference											
1978-79	7	18	7	4	5	5	2	12	0	1	V. William Hughes
1979-80	17	10	10	0	12	2	4	7	1	1	V. William Hughes
1980-81	12	15	7	1	6	7	4	7	2	1	V. William Hughes
1981-82	13	17	8	3	5	3	3	11	5	3	V. William Hughes
1982-83	12	15	6	4	9	3	3	8	0	4	Kenneth Pope
1983-84	14	13	5	5	7	5	4	7	3	1	Daniel J. Bazzani
1984-85	5	19	5	5	3	9	2	9	0	1	Daniel J. Bazzani
1985-86	14	11	5	5	8	3	4	8	2	0	Daniel J. Bazzani
1986-87	15	10	5	5	8	4	6	6	1	0	Daniel J. Bazzani
1987-88	14	13	6	6	6	5	6	7	2	1	Daniel J. Bazzani
Midwest Conference											
1988-89	16	14	4	8	8	3	4	11	4	0	Daniel J. Bazzani
1989-90	14	13	4	8	9	3	5	8	0	2	Daniel J. Bazzani
1990-91	13	14	4	6	9	3	3	10	1	1	Daniel J. Bazzani
Division I											
East Coast Conference											
1991-92	2	26	0	12	1	8	1	15	0	3	Daniel J. Bazzani
1992-93	5	22	-	-	3	10	2	12	0	0	Daniel J. Bazzani
1993-94	10	18	3	2	4	6	3	11	3	1	Tim Cohane
Mid-Continent Conference											
1994-95	18	10	12	6	9	1	7	8	2	1	Tim Cohane
1995-96	13	14	10	8	8	4	4	8	1	2	Tim Cohane
1996-97	17	11	11	5	9	1	4	7	4	3	Tim Cohane
1997-98	15	13	9	7	9	3	4	9	2	1	Tim Cohane
Mid-American Conference											
1998-99	5	24	1	17	2	9	3	13	0	2	Tim Cohane
1999-00	5	23	3	15	4	9	1	13	0	1	Cohane (2-3)/Witherspoon
2000-01	4	24	2	16	3	10	0	13	1	1	Reggie Witherspoon
2001-02	12	18	7	11	7	5	4	11	1	2	Reggie Witherspoon
2002-03	5	23	2	16	5	8	0	15	0	0	Reggie Witherspoon
2003-04	17	12	11	7	9	5	8	6	0	1	Reggie Witherspoon
2004-05	23	10	11	7	13	2	8	7	2	1	Reggie Witherspoon
2005-06	19	13	8	10	12	3	5	9	2	1	Reggie Witherspoon
2006-07	12	19	4	12	8	7	2	11	2	1	Reggie Witherspoon
2007-08	10	20	3	13	7	6	1	12	2	2	Reggie Witherspoon
2008-09	21	12	11	5	9	4	7	7	5	1	Reggie Witherspoon
2009-10	18	12	9	7	9	4	8	6	1	2	Reggie Witherspoon
2010-11	20	14	8	8	13	3	7	10	0	1	Reggie Witherspoon
2011-12	20	11	12	4	12	2	8	8	0	1	Reggie Witherspoon
2012-13	14	20	7	9	9	6	4	10	1	4	Reggie Witherspoon
2013-14	19	10	13	5	13	2	6	6	0	2	Bobby Hurley
2014-15	23	10	12	6	11	2	10	7	2	1	Bobby Hurley
2015-16	20	15	11	7	10	5	5	9	5	1	Nate Oats
2016-17	17	15	11	7	8	5	8	8	1	2	Nate Oats
Totals	1,148	1,101	266	283	745	432	335	606	68	62	

POINTS				REBOUNDS				FIELD GOAL PERCENTAGE			
Season	Player	No.	Avg.	Season	Player	No.	Avg.	Season	Player	FGM-FGA	Pct.
2016-17	Blake Hamilton	559	17.5	2016-17	Nick Perkins	214	6.7	2016-17	David Kadiri	80-128	.625
2015-16	Blake Hamilton	445	13.1	2015-16	Blake Hamilton	240	7.1	2015-16	David Kadiri	42-71	.592
2014-15	Justin Moss	579	17.5	2014-15	Justin Moss	303	9.2	2014-15	Justin Moss	203-390	.521
2013-14	Javon McCrea	537	18.5	2013-14	Javon McCrea	286	9.9	2013-14	Javon McCrea	202-360	.561
2012-13	Javon McCrea	611	18.0	2012-13	Javon McCrea	267	7.9	2012-13	Javon McCrea	69-101	.683
2011-12	Mitchell Watt	505	16.3	2011-12	Mitchell Watt	233	7.5	2011-12	Javon McCrea	190-332	.572
2010-11	Zach Filzen	512	15.1	2010-11	Javon McCrea	220	6.5	2010-11	Javon McCrea	166-263	.631
2009-10	Rodney Pierce	535	18.4	2009-10	Calvin Betts	232	7.7	2009-10	Jawaan Alston	40-65	.615
2008-09	Rodney Pierce	473	14.3	2008-09	Calvin Betts	203	6.3	2008-09	Vadim Fedotov	47-88	.534
2007-08	Andy Robinson	394	13.1	2007-08	Calvin Betts	199	6.6	2007-08	Jawaan Alston	38-76	.500
2006-07	Yassin Idbihi	442	15.8	2006-07	Yassin Idbihi	261	9.3	2006-07	Vadim Fedotov	38-73	.521
2005-06	Calvin Cage	592	18.5	2005-06	Yassin Idbihi	220	6.9	2005-06	Parnell Smith	97-163	.595
2004-05	Turner Battle	511	15.5	2004-05	Yassin Idbihi	194	5.9	2004-05	Mark Bortz	130-255	.510
2003-04	Turner Battle	421	14.5	2003-04	Yassin Idbihi	169	5.8	2003-04	Daniel Gilbert	102-197	.518
2002-03	Turner Battle	254	12.7	2002-03	Mark Bortz	176	6.3	2002-03	B.J. Walker	85-168	.506
2001-02	Darcel Williams	453	15.1	2001-02	Darcel Williams	241	8.0	2001-02	Robert Brown	100-178	.562
2000-01	Robert Brown	429	15.3	2000-01	Robert Brown	159	5.7	2000-01	Robert Brown	143-288	.497
1999-00	Louis Campbell	304	10.9	1999-00	Mike McKie	159	5.9	1999-00	Mike McKie	88-191	.461
1998-99	Louis Campbell	361	12.4	1998-99	Nikolai Alexeev	146	5.0	1998-99	Maliso Libomi	68-140	.486
1997-98	Rasaun Young	554	19.8	1997-98	Rob Harris	146	5.4	1997-98	Rasaun Young	183-353	.518
1996-97	Rasaun Young	549	19.6	1996-97	Rob Harris	163	5.8	1996-97	Rob Harris	67-125	.536
1995-96	Mike Martinho	479	17.7	1995-96	Rob Harris	200	7.4	1995-96	Rob Harris	82-186	.441
1994-95	Rasaun Young	486	18.0	1994-95	Kelvin Robinson	244	9.8	1994-95	Rasaun Young	164-307	.534
1993-94	Modie Cox	353	12.6	1993-94	Myron Banks	219	7.8	1993-94	Myron Banks	144-288	.500
1992-93	Kelvin Brown	333	12.8	1992-93	Devon Chambers	175	6.5	1992-93	Modie Cox	90-181	.497
1991-92	John Blalock	590	21.1	1991-92	Rob Middlebrooks	124	5.2	1991-92	Rob Middlebrooks	107-230	.465
1990-91	Rick Coleman	406	16.2	1990-91	Marlon Mills	200	7.4	1990-91	Rob Middlebrooks	146-247	.591
1989-90	Rob Middlebrooks	417	16.0	1989-90	Brian Houston	183	6.8	1989-90	Rob Middlebrooks	165-279	.591
1988-89	Brian Houston	470	15.7	1988-89	Brian Houston	223	7.3	1988-89	Rob Middlebrooks	116-210	.552
1987-88	Darryl Hall	436	16.1	1987-88	Darryl Hall	256	9.5	1987-88	Darryl Hall	161-313	.514
1986-87	Anthony Miller	366	14.6	1986-87	Anthony Miller	203	8.4	1986-87	Joe Etopio	60-107	.561
1985-86	Wayne James	454	18.2	1985-86	Wayne James	179	7.2	1985-86	Wayne James	156-306	.509
1984-85	Vince Brown	223	12.4	1984-85	Vince Brown	112	6.2	1984-85	Vince Brown	88-159	.553
1983-84	Vince Brown	454	16.8	1983-84	Vince Brown	205	7.6	1983-84	Vince Brown	165-281	.587
1982-83	John Fitzpatrick	390	14.4	1982-83	Mark McGuire	201	7.4	1982-83	Derwin Harris	111-180	.617
1981-82	John Fitzpatrick	491	16.4	1981-82	Mark McGuire	205	6.8	1981-82	Derwin Harris	29-52	.558
1980-81	Tom Parsons	347	12.9	1980-81	Ken Jones	176	7.0	1980-81	Ken Jones	90-161	.559
1979-80	Nate Bouie	363	13.4	1979-80	Nate Bouie	180	6.7	1979-80	Mike Freeman	105-148	.709
1978-79	Tony Smith	265	11.0	1978-79	Nate Bouie	193	8.0	1978-79	Mike Freeman	75-122	.615
1977-78	Ed Johnson	432	18.0	1977-78	Sam Pellom	311	12.9	1977-78	Sam Pellom	157-297	.529
1976-77	Ed Johnson	417	16.0	1976-77	Sam Pellom	273	10.5	1976-77	Sam Pellom	147-306	.480
1975-76	Sam Pellom	386	14.9	1975-76	Sam Pellom	420	16.2	1975-76	Sam Pellom	172-342	.503
1974-75	Otis Horner	329	17.3	1974-75	Sam Pellom	275	11.0	1974-75	Sam Pellom	127-251	.506
1973-74	Horace Brawley	457	18.3	1973-74	Mike Jones	232	9.3	1973-74	Gary Domzalski	111-232	.478
1972-73	Curtis Blackmore	393	16.4	1972-73	Curtis Blackmore	427	17.8	1972-73	Curtis Blackmore	177-355	.498
1971-72	Curtis Blackmore	449	18.7	1971-72	Curtis Blackmore	403	16.8	1971-72	Curtis Blackmore	189-349	.541
1970-71	Curtis Blackmore	445	20.2	1970-71	Curtis Blackmore	345	15.7	1970-71	Anthony Ebner	83-160	.519
1969-70	Ron Gilliam	380	22.3	1969-70	John Vaughan	198	9.0	1969-70	Anthony Ebner	53-111	.477
1968-69	Ed Eberle	303	14.4	1968-69	John Vaughan	196	9.3	1968-69	Steve Nelson	59-105	.562
1967-68	Ed Eberle	287	13.6	1967-68	John Jekielek	139	6.6	1967-68	Doug Bernard	71-142	.500



Calvin Cage scored a 592 points during the 2005-06 season, a school record that stood until 2013-14



Yassin Idbihi led the Bulls in rebounding in each of his four years in a UB uniform



Javon McCrea is one of three players in school history to lead his team in field goal percentage in all four seasons.

FREE THROW PERCENTAGE

Season	Player	FGM-FGA	Pct.
2016-17	Blake Hamilton	122-157	.777
2015-16	Lamonte Bearden	132-172	.767
2014-15	Shannon Evans	115-144	.799
2013-14	Jarryn Skeete	26-30	.867
2012-13	Tony Watson II	54-64	.875
2011-12	Tony Watson II	34-37	.919
2010-11	Zach Filzen	46-54	.852
2009-10	Rodney Pierce	102-126	.810
2008-09	Vadim Fedotov	31-37	.838
2007-08	Byron Mulkey	36-44	.818
2006-07	Yassin Idbihi	135-169	.799
2005-06	Calvin Cage	147-177	.831
2004-05	Yassin Idbihi	55-72	.764
2003-04	Calvin Cage	62-73	.849
2002-03	Calvin Cage	29-33	.879
2001-02	Darcel Williams	69-84	.821
2000-01	Davis Lawrence	15-18	.833
1999-00	Alexei Vasiliev	41-52	.788
1998-99	Nikolai Alexeev	72-92	.783
1997-98	Mike Martinho	110-134	.821
1996-97	Mike Martinho	131-157	.834
1995-96	Matt Clemens	52-63	.825
1994-95	Woodrow Williams	70-96	.729
1993-94	Lou Johnson	42-60	.700
1992-93	Lou Johnson	45-62	.726
1991-92	John Blalock	177-229	.773
1990-91	Rick Coleman	59-80	.737
1989-90	Rick Coleman	83-103	.806
1988-89	Rick Coleman	53-84	.631
1987-88	Rick Coleman	38-55	.690
1986-87	Anthony Miller	37-52	.711
1985-86	Wayne James	142-179	.793
1984-85	Ron Wilkerson	52-65	.800
1983-84	Mike Niles	54-72	.750
1982-83	John Fitzpatrick	65-82	.793
1981-82	Karon Henderson	55-71	.775
1980-81	Karon Henderson	44-57	.772
1979-80	Mike Freeman	83-101	.821
1978-79	Mike Freeman	48-62	.774
1977-78	Ed Johnson	80-96	.833
1976-77	Ed Johnson	97-126	.769
1975-76	Otis Horne	39-50	.780
1974-75	Gary Domzalski	55-67	.836
1973-74	Otis Horne	32-42	.762
1972-73	Bob Vartanian	50-62	.806
1971-72	Jim Tribble	49-65	.754
1970-71	Roger Kremblas	75-96	.781
1969-70	Roger Kremblas	62-78	.795
1968-69	Ed Eberle	51-66	.773

3-PT. FIELD GOAL PERCENTAGE

Season	Player	FGM-FGA	Pct.
2016-17	Willie Conner	67-181	.370
2015-16	CJ Massinburg	44-113	.389
2014-15	Jarryn Skeete	61-158	.386
2013-14	Joshua Freelove	72-175	.411
2012-13	Will Regan	47-113	.416
	Tony Watson II	77-185	.416
2011-12	Zach Filzen	97-243	.399
2010-11	Zach Filzen	110-267	.412
2009-10	John Boyer	46-120	.383
2008-09	Sean Smiley	24-60	.400
2007-08	Andy Robinson	55-160	.344
2006-07	Eric Moore	75-192	.391
2005-06	Calvin Cage	89-217	.410
2004-05	Roderick Middleton	33-81	.407
2003-04	Jason Bird	43-92	.467
2002-03	Davis Lawrence	13-35	.371
2001-02	Davis Lawrence	19-41	.463
2000-01	Davis Lawrence	12-29	.414
1999-00	Alexei Vasiliev	48-112	.429
1998-99	Louis Campbell	24-76	.316
1997-98	Mike Martinho	82-212	.387
1996-97	Mike Martinho	89-239	.372
1995-96	Mike Martinho	94-226	.416
1994-95	Mike Martinho	63-184	.382
1993-94	Lou Johnson	20-67	.299
1992-93	Kelvin Brown	23-84	.274
1991-92	John Blalock	22-60	.367
1990-91	Rick Coleman	55-108	.509
1989-90	Rick Coleman	39-105	.371
1988-89	Rick Coleman	25-62	.403
1987-88	Brace Lowe	24-55	.446
1986-87	Nick O'Neil	25-69	.362
1985-86	David Bell	7-13	.538

STEALS

Season	Player	No.	Avg.
2016-17	Dontay Caruthers	58	1.8
2015-16	Lamonte Bearden	47	1.6
2014-15	Shannon Evans	56	1.7
2013-14	Jarod Oldham	50	1.7
2012-13	Javon McCrea	45	1.3
2011-12	Jarod Oldham	46	1.5
2010-11	Byron Mulkey	85	2.5
2009-10	Calvin Betts	56	1.9
2008-09	Andy Robinson	44	1.5
2007-08	Andy Robinson	53	1.8
2006-07	Andy Robinson	55	1.8
2005-06	Roderick Middleton	57	1.8
2004-05	Daniel Gilbert	59	1.8
2003-04	Turner Battle	52	1.8
2002-03	Turner Battle	38	1.9
2001-02	Louis Campbell	49	1.8
2000-01	Louis Campbell	54	1.9
1999-00	Louis Campbell	53	1.9
1998-99	Alexei Vasiliev	45	1.5
1997-98	Rasaun Young	40	1.4
1996-97	Rasaun Young	46	1.6
1995-96	Bernard Wheeler	66	2.4
1994-95	Modie Cox	68	2.5
1993-94	Woodrow Williams	61	2.2
1992-93	Devon Chambers	75	2.8
1991-92	John Blalock	70	2.5
1990-91	Rick Coleman	51	2.0
1989-90	Brian Houston	76	2.8
1988-89	Brian Houston	72	2.4
1987-88	Michael Washington	74	2.7
1986-87	Michael Washington	48	1.9
1985-86	Rodney Burton	50	2.0
1984-85	Derek Summers	29	1.2
1983-84	Mike Niles	37	2.6
1982-83	Ron Downs	70	2.6
1981-82	Kevin McMillan	37	1.4
1980-81	Tom Parsons	27	1.0
1979-80	Nate Bouie	37	1.4
1978-79	George Mendenhall	29	1.2
1977-78	Ed Johnson	32	1.3
1976-77	George Cooper	45	1.8
1975-76	Gary Domzalski	67	2.6
1974-75	Gary Domzalski	55	2.2
1973-74	Otis Horne	45	1.8



Tony Watson shot nearly 92% from the free throw line during the 2011-12 season



Zach Filzen made 222 three-pointers over three seasons



Louis Campbell led UB in steals from 1999-2002



Mitchell Watt ranks second in school history with 196 blocked shots

BLOCKED SHOTS

Season	Player	No.	Avg.
2016-17	Nick Perkins	25	0.8
2015-16	Ikenna Smart	21	0.6
2014-15	Raheem Johnson	37	1.1
2013-14	Javon McCrea	65	2.2
2012-13	Javon McCrea	89	2.6
2011-12	Mitchell Watt	68	2.2
2010-11	Mitchell Watt	74	2.2
2009-10	Mitchell Watt	39	1.3
2008-09	Calvin Betts	18	0.6
2007-08	Max Boudreau	18	0.6
2006-07	Yassin Idbihi	34	1.2
2005-06	Yassin Idbihi	24	0.7
2004-05	Mark Bortz	41	1.2
2003-04	Mark Bortz	41	1.4
2002-03	Mark Bortz	31	1.1
2001-02	Clement Smith	23	0.9
2000-01	Robert Brown	15	0.5
1999-00	Mike McKie	63	2.3
1998-99	Nikolai Alexeev	33	1.1
1997-98	Nikolai Alexeev	27	0.9
1996-97	Leonard Tangishak	27	0.9
1995-96	Leonard Tangishak	30	1.1
1994-95	Kelvin Robinson	80	3.2
1993-94	Kelvin Robinson	68	2.4
1992-93	Lou Johnson	17	0.6
1991-92	Lou Johnson	15	1.0
1990-91	Rob Middlebrooks	15	0.6
1989-90	Rob Middlebrooks	18	0.7
1988-89	Kevin Frederick	27	0.9
1987-88	Darryl Hall	55	2.0
1986-87	Anthony Miller	21	0.8
1985-86	Joe Etopio	15	0.6
1984-85	Ron Wilkerson	36	3.0
1983-84	Vince Brown	38	1.4
1982-83	Derwin Harris	37	1.4
1981-82	N/A		
1980-81	Ken Jones	24	0.9
1979-80	Nate Bouie	41	1.5
1978-79	N/A		
1977-78	Sam Pellom	64	2.7
1976-77	Sam Pellom	59	2.2
1975-76	Sam Pellom	155	5.9
1974-75	Sam Pellom	97	3.9
1973-74	Mike Jones	50	2.0

ASSISTS

Season	Player	No.	Avg.
2016-17	Blake Hamilton	141	4.4
2015-16	Lamonte Bearden	125	4.2
2014-15	Shannon Evans	153	4.6
2013-14	Jarod Oldham	153	5.3
2012-13	Tony Watson II	113	3.3
2011-12	Jarod Oldham	183	5.9
2010-11	Byron Mulkey	154	4.5
2008-09	John Boyer	159	5.3
2008-09	Greg Gamble	127	3.8
2007-08	Greg Gamble	75	2.5
2006-07	Greg Gamble	69	2.2
2005-06	Roderick Middleton	86	2.7
2004-05	Turner Battle	146	4.4
2003-04	Turner Battle	119	4.1
2002-03	Turner Battle	91	4.5
2001-02	Turner Battle	102	3.4
2000-01	Louis Campbell	121	4.3
1999-00	Louis Campbell	117	4.2
1998-99	Ryan Peterson	126	4.3
1997-98	Ryan Peterson	152	5.8
1996-97	Bernard Wheeler	76	2.8
1995-96	Bernard Wheeler	104	3.8
1994-95	Modie Cox	182	6.7
1993-94	Modie Cox	138	4.9
1992-93	Devon Chambers	84	3.1
1991-92	John Blalock	98	3.5
1990-91	Torrance LeSure	58	2.2
1989-90	Brian Houston	116	4.3
1988-89	Michael Washington	187	6.2
1987-88	Michael Washington	200	7.4
1986-87	Michael Washington	143	5.7
1985-86	Rodney Burton	77	3.0
1984-85	Rodney Burton	63	2.7
1983-84	Steve Fox	105	4.6
1982-83	Ron Downs	108	4.0
1981-82	Kevin McMillan	80	2.9
1980-81	David Acree	84	3.5
1979-80	David Acree	76	2.9
1978-79	George Mendenhall	44	1.7
1977-78	Rodney McDaniel	94	4.1
1976-77	George Cooper	110	4.4
1975-76	Gary Domzalski	185	7.1
1974-75	Gary Domzalski	235	9.4
1973-74	Ken Pope	156	6.2
1972-73	Bob Vartanian	109	4.5
1971-72	Bob Vartanian	105	4.6
1970-71	Philip Knapp	66	3.0
1969-70	Ron Gilliam	67	3.9



Mark Bortz led the Bulls in blocked shots for three straight seasons



John Boyer led the nation in assist-to-turnover ratio in 2009-10



Greg Gamble led the Bulls in assists from 2006-09

Points Scored

1. Mike Martinho (Rochester, 2/3/98) _____ 44
2. Jim Horne (Rochester, 2/23/55) _____ 41
- T3. Darryl Hall (St. Anselm, 11/20/87) _____ 39
- T3. Rasaun Young, (NE Illinois, 2/15/97) _____ 39
5. Otis Horne (Catholic, 1/25/75) _____ 38
- T6. Calvin Cage (Kent State, 2/15/06) _____ 37
- T6. Curtis Blackmore (Tenn-Chatt., 2/19/73) _____ 37
- T6. Jack Chalmers (Hobart, 3/2/51) _____ 37
- T6. Mike Martinho (Troy State, 2/22/96) _____ 37
- T10. Will Regan (Ball St., 3/13/13) _____ 36
- T10. John Blalock (UMBC, 1/30/92) _____ 36
- T10. Horace Brawley (Gannon, 1972-73) _____ 36
- T10. Curtis Blackmore (E. Michigan, 2/8/72) _____ 36
- T10. Louis Corriere (Case, 2/22/47) _____ 36
- T10. CJ Massinburg (Ohio, 2/12/16) _____ 36**
- T10. Blake Hamilton (UA-Anchorage, 11/23/16) _____ 36

Points Scored - Road Game

1. Mike Martinho (Troy State, 2/22/96) _____ 37
- T2. John Blalock (UMBC, 1/30/92) _____ 36
- T2. Blake Hamilton (UA-Anchorage, 11/23/16) _____ 36
- T4. Andy Robinson (No. Illinois 2/5/08) _____ 35
- T4. Mike Martinho (Chicago St., 2/12/96) _____ 35
- T4. Eric Moore (Bowling Green, 1/7/07) _____ 35
7. Jim Horne (Toronto, 2/2/55) _____ 34
8. Blake Hamilton (Akron, 1/28/17) _____ 33
- T9. Javon McCrea (Kent State, 2/27/13) _____ 32
- T9. Rasaun Young (Valparaiso, 1/17/98) _____ 32
- T9. Mike Martinho (Canisius, 12/5/95) _____ 32
- T9. John Blalock (Towson, 2/17/92) _____ 32
- T9. Rob Middlebrooks (W.V. Wesleyan, 1/28/91) _____ 32
- T9. Otis Horne (Geneseo St., 2/1/75) _____ 32
- T9. Jim Horne (Buffalo St., 3/4/55) _____ 32

Points Scored - Home Game

1. Mike Martinho (Rochester, 2/3/98) _____ 44
2. Jim Horne (Rochester, 2/23/55) _____ 41
- T3. Darryl Hall (St. Anselm, 11/20/87) _____ 39
- T3. Rasaun Young (NE Illinois, 2/15/97) _____ 39
5. Otis Horne (Catholic, 1/25/75) _____ 38
- T6. Calvin Cage (Kent State, 2/15/06) _____ 37
- T6. Jack Chalmers (Hobart, 3/2/51) _____ 37

Rebounds

1. Curtis Blackmore (Tenn-Chatt., 2/19/73) _____ 32
2. Sam Pellom (Va. Commonwealth, 1975-76) _____ 31
3. Curtis Blackmore (Stony Brook, 1970-71) _____ 29
4. Sam Pellom (Army, 1975-76) _____ 28
- T5. Sam Pellom (Rochester, 2/25/75) _____ 26
- T5. Curtis Blackmore (Georgia St., 12/28/71) _____ 26
7. Sam Pellom (Temple, 12/19/77) _____ 24
- T8. Yassin Idbihi (Bowling Green, 2/13/07) _____ 20
- T8. Sam Pellom (LeMoyne, 2/16/77) _____ 20
- T8. Curtis Blackmore (1970-71) _____ 20
- T8. Javon McCrea (Central Michigan, 2/8/14) _____ 20
- T12. Calvin Betts (Kent State, 3/12/09) _____ 18
- T12. Darcel Williams (Kent State, 1/9/02) _____ 18
- T12. Otis Horne (St. Francis, NY, 12/29/73) _____ 18
- T12. Ken Parr (Villanova, 12/2/60) _____ 18

Field Goals Made

1. Otis Horne (Catholic, 1/25/75) _____ 18
2. Curtis Blackmore (Tenn-Chatt., 2/19/73) _____ 17
- T3. Curtis Blackmore (E. Michigan, 2/8/72) _____ 16
- T3. Rasaun Young (NE Illinois 2/15/97) _____ 16
- T5. Javon McCrea (Milwaukee, 12/5/12) _____ 15
- T5. Darryl Hall (St. Anselm, 11/20/87) _____ 15
- T7. Javon McCrea (Youngstown St., 12/10/11) _____ 14
- T7. Mike Martinho (Rochester, 2/3/98) _____ 14
- T7. Sam Pellom (1975-76) _____ 14
- T7. Horace Brawley (Cleveland St., 12/5/73) _____ 14
- T7. Justin Moss (Toledo, 2/10/15) _____ 14



Mike Martinho scored a school-best 44 points in one game in the 1997-98 season.

Field Goals Attempted

1. Otis Horne (1975-75) _____ 32
- T2. Otis Horne (1973-74) _____ 31
- T2. Horace Brawley (Gannon, 1972-73) _____ 31
4. Curtis Blackmore (Georgia St., 12/28/71) _____ 29
5. Otis Horne (1975-76) _____ 28
6. Rodney Pierce (W. Michigan, 2/1/10) _____ 26
- T7. Mike Martinho (Troy St., 2/22/96) _____ 25
- T7. Darryl Hall (St. Anselm, 11/20/87) _____ 25
- T9. Jamie Anderson (Miss. Valley St., 12/29/95) _____ 24
- T9. Blake Hamilton (UA-Anchorage, 11/23/16) _____ 24

3-Pt. Field Goals Made

1. Eric Moore (Bowling Green, 1/7/07) _____ 11
2. Mike Martinho (Troy St., 2/22/96) _____ 10
- T3. Mike Martinho (Canisius, 12/5/95) _____ 8
- T3. Mike Martinho (Chicago St., 2/12/96) _____ 8
- T3. Andy Robinson (No. Illinois, 2/5/08) _____ 8
- T3. Joshua Freelove (E. Michigan, 3/13/14) _____ 8
- T3. Shannon Evans (Cornell, 1/3/15) _____ 8
- T3. Willie Conner (Coppin St., 12/10/16) _____ 8
- T9. Tony Watson (Manhattan, 2/23/13) _____ 7
- T9. Mike Martinho (Georgia Southern, 12/30/96) _____ 7
- T9. Jamie Anderson (Troy St., 2/12/96) _____ 7
- T9. Jamie Anderson (Miss. Valley St., 12/29/95) _____ 7

3-Pt. Field Goals Attempted

1. Mike Martinho (Troy St., 2/22/96) _____ 21
2. Mike Martinho (UMKC, 2/8/97) _____ 18
- T3. Jamie Anderson (Miss. Valley St., 12/29/95) _____ 16
- T3. Eric Moore (Bowling Green, 1/7/07) _____ 16
5. Joshua Freelove (E. Michigan, 3/13/14) _____ 15
- T6. Mike Martinho (Chicago St., 2/12/96) _____ 14
- T6. Mike Martinho (Boston College, 12/11/94) _____ 14
- T6. Zach Filzen (Bowling Green, 1/8/11) _____ 14
- T6. Willie Conner (Coppin St., 12/10/16) _____ 14
- T10. Mike Martinho (W. Illinois, 3/3/97) _____ 13
- T10. Mike Martinho (Georgia Southern, 12/30/96) _____ 13
- T10. Mike Martinho (Miss. Valley St., 12/29/95) _____ 13
- T10. Mike Martinho (St. Bonaventure, 12/12/95) _____ 13
- T9. Mike Martinho (Canisius, 12/5/95) _____ 13
- T9. Rodney Pierce (Liberty, 12/30/09) _____ 13
- T9. Zach Filzen (Navy, 11/13/10) _____ 13

Free Throws Made

1. Rasaun Young (E. Illinois, 2/27/95) _____ 18
2. John Blalock (Marist, 12/21/91) _____ 17
- T3. Javon McCrea (Kent State, 1/16/13) _____ 15
- T3. Yassin Idbihi (Bowling Green, 2/13/07) _____ 15
- T3. Wayne James (Oswego, 12/7/85) _____ 15
- T6. Andy Robinson (Kent State, 1/6/08) _____ 14
- T6. Robert Brown (Valparaiso, 12/22/01) _____ 14
- T6. Rasaun Young (Niagara, 11/30/96) _____ 14
- T6. Modie Cox (St. Peter's, 12/30/93) _____ 14
- T6. Gary Domzalski (1974-75) _____ 14
- T11. Javon McCrea (Yale, 11/17/12) _____ 13
- T11. Calvin Cage (Bowling Green, 2/26/06) _____ 13
- T11. Rasaun Young (NE Illinois, 1/27/97) _____ 13
- T11. Rasaun Young (Troy St., 1/13/97) _____ 13
- T11. Nate Bouie (1979-80) _____ 13
- T11. Javon McCrea (Niagara, 11/13/13) _____ 13
- T11. Shannon Evans (Manhattan, 12/21/13) _____ 13
- T11. Javon McCrea (Kent State, 2/22/14) _____ 13
- T11. Justin Moss (Western Michigan, 1/10/15) _____ 13
- T11. Blake Hamilton (Akron, 2/24/17) _____ 13

Free Throws Attempted

1. Rasaun Young (E. Illinois, 2/27/95) _____ 26
2. Darryl Hall (Saginaw Valley St., 1/3/88) _____ 20
- T3. Robert Brown (Valparaiso, 12/22/01) _____ 18
- T3. John Blalock (Marist, 12/21/91) _____ 18
- T3. Wayne James (Oswego, 12/7/85) _____ 18
- T3. Nate Bouie (1979-80) _____ 18
- T6. Nikolai Alexeev (Niagara, 11/19/99) _____ 17
- T6. Rasaun Young (Niagara, 11/30/96) _____ 17
- T6. Vince Brown (Buffalo St., 2/18/84) _____ 17
- T6. Robert Brown (Ohio, 1/29/01) _____ 17
- T6. Blake Hamilton (Akron, 2/24/17) _____ 17

Assists

1. Gary Domzalski (Youngstown St., 1974-75) _____ 22
2. George Cooper, (1975-76) _____ 18
- T3. Modie Cox (Chicago St., 2/6/95) _____ 15
- T3. Ken Pope, (Rochester, 3/2/74) _____ 15
- T5. Byron Mulkey (Ohio, 3/4/07) _____ 14
- T5. Michael Washington (Mansfield, 12/14/88) _____ 14
- T5. Michael Washington (Pitt-Johnstown, 2/8/89) _____ 14
- T5. Michael Washington (Queens, 11/21/88) _____ 14
9. Steve Fox (Geneseo St., 2/7/84) _____ 13
- T10. Michael Washington (Florida Tech, 12/29/87) _____ 12
- T10. John Boyer (Towson, 11/21/09) _____ 12
- T10. Jarryn Skeete (Central Michigan, 1/16/16) _____ 12

Blocked Shots

1. Sam Pellom (Cleveland St., 1975-76) _____ 13
2. Sam Pellom (1974-75) _____ 9
- T3. Javon McCrea (Kent State, 2/27/13) _____ 8
- T3. Maliso Libomi (N. Illinois, 2/20/99) _____ 8
- T3. Kelvin Robinson (NE Illinois, 3/5/94) _____ 8
- T3. Mitchell Watt (Kent State, 1/19/11) _____ 8
- T3. Javon McCrea (N. Illinois, 1/8/14) _____ 8
- T3. Raheem Johnson (Bowling Green, 3/3/17) _____ 8
- T9. Kelvin Robinson (UNC-Greensboro, 12/28/94) _____ 7
- T9. Kelvin Robinson (Youngstown St., 1/14/95) _____ 7
- T9. Kelvin Robinson (W. Illinois, 1/23/95) _____ 7
- T9. Darryl Hall (Saginaw Valley St., 1/3/88) _____ 7
- T9. Derwin Harris (Brockport St., 1/28/83) _____ 7
- T9. Otis Horne (1973-74) _____ 7

Steals

- T1. Modie Cox (Iona, 12/29/94) _____ 8
- T1. Michael Washington (Pace, 2/20/88) _____ 8
- T1. Gary Domzalski (1973-74) _____ 8
- T4. Six players with _____ 7

Most Points

1.	St. Anselm, 87-88	120
2.	Toronto, 71-72	116
3.	Daemen College, 84-85	113
T4.	Brockport, 75-76	111
T4.	Buffalo State, 11-12	111
T6.	Chicago State, 97-98	110
T6.	Eastern Illinois, 94-95	110
8.	Pitt-Bradford, 15-16	109
T9.	Kent State, 05-06	107
T9.	W. Virginia Wesleyan, 90-91	107
t9.	Chicago State, 94-95	107

Most Points - Road Game

1.	Rochester, 73-74	106
2.	Embry-Riddle, 97-98	103
3.	Chicago State, 01-02	100
4.	Central Michigan, 16-17	99
5.	Georgia St., 71-72	98
T6.	Central Michigan, 07-08	96
T6.	Ohio, 15-16	96
T8.	Western Illinois, 96-97	95
T8.	Chicago State, 96-97	95
T10.	Troy State, 94-95	94
T10.	Albany, 74-75	94

Most Points - Home Game

1.	St. Anselm, 87-88	120
2.	Daemen College, 84-85	113
T3.	Brockport, 75-76	111
T3.	Buffalo State, 11-12	111
5.	Eastern Illinois, 94-95	110
6.	Pitt-Bradford, 15-16	109
T6.	Kent State, 05-06	107
T6.	Chicago State, 94-95	107
T6.	W. Virginia Wesleyan, 90-91	107
T9.	Toronto, 71-72	106
T9.	Toronto, 70-71	106

Most Points - Opponents


1.	St. Anselm, 71-72	125
T2.	Holy Cross, 76-77	123
T2.	Syracuse, 73-74	123
T4.	Towson, 91-92	122
T4.	Detroit, 77-78	122
6.	Wake Forest, 82-83	121
T7.	Kent State, 05-06	111
T7.	Albany, 74-75	111
T9.	Eastern Michigan, 71-72	109
T9.	Maryland, 70-71	109
T9.	UNC Charlotte, 82-83	109
T9.	Brockport, 75-76	109

**Most Points - Opponents
Road Game**

T1.	Holy Cross, 76-77	123
T1.	Syracuse, 73-74	123
3.	Detroit, 77-78	122
4.	Wake Forest, 82-83	121
5.	Syracuse, 77-78	113

**Most Points - Opponent
Home Game**

1.	Kent State, 05-06	111
T2.	Brockport, 75-76	109
T2.	Eastern Michigan, 71-72	109
4.	Pittsburgh, 74-75	107
5.	Niagara, 99-00	105



Co-captains Bill Smith (left), Mike Washington and teammates scored 120 points in a game during the 1987-88 season.

Rebounds

1.	Rochester, 74-75	95
2.	Toronto, 70-71	82
3.	Georgia St., 71-72	77
4.	Brockport, 75-76	76
5.	Oglethorpe, 72-73	73
6.	Buffalo State, 11-12	68
7.	Bowling Green, 06-07	65
8.	Iona, 73-74	62
9.	Troy State, 93-94	58

Field Goals Made

1.	Rochester, 73-74	49
2.	Ohio Northern, 71-72	47
T3.	Brockport, 75-76	46
T3.	Stony Brook, 73-74	46
5.	Youngstown State, 74-75	44
6.	Chicago State, 94-95	43
7.	Toronto, 70-71	42
T8.	Chicago State, 97-98	40
T8.	Chicago State, 93-94	40
T8.	Pitt-Bradford, 15-16	40

Field Goal Percentage

1.	Eastern Michigan, 02-03	.672
T2.	Ohio, 05-06	.667
T2.	Eastern Michigan, 09-10	.667
3.	Chicago State, 94-95	.652
4.	Bowling Green, 16-17	.635
5.	Akron, 13-14	.633

3-Pt. Field Goals Made

1.	Troy State, 95-96	18
2.	Coppin State, 16-17	15
T3.	Kent State, 05-06	14
T3.	Kent State, 03-04	14
T3.	Ohio, 03-04	14
T3.	Rochester, 97-98	14
T3.	Akron, 00-01	14
T3.	Ohio, 15-16	14
T3.	Central Michigan, 16-17	14
T10.	St. Bonaventure, 12-13	13
T10.	Western Michigan, 04-05	13
T10.	Bowling Green, 04-05	13
T10.	Ohio, 09-10	13
T10.	Eastern Michigan, 13-14	13

3-Pt. Field Goals Attempted

1.	UMKC, 96-97	42
2.	Boston College, 94-95	41
3.	Troy State, 95-96	40
4.	Niagara, 99-00	33
5.	Iona, 94-95	32

Free Throws Made

1.	St. Rose, 89-90	41
2.	Bowling Green, 06-07	39
3.	Bowling Green, 03-04	35
T4.	Kent State, 12-13	33
T4.	Southern Utah, 97-98	33
T6.	Bowling Green, 05-06	32
T6.	Chicago State, 97-98	32
T6.	Central Conn. State, 94-95	32
T6.	Niagara, 71-72	32
T6.	Northern Illinois, 15-16	32

Most Personal Fouls

1.	Eastern Michigan, 02-03	42
T2.	Syracuse, 73-74	36
T2.	Ohio, 15-16	36
T4.	Syracuse, 74-75	34
T4.	Niagara, 71-72	34
T6.	UNC Asheville, 07-08	33
T6.	Toledo, 03-04	33
T6.	Marshall, 00-01	33
T6.	Central Michigan, 00-01	33
T6.	Eastern Michigan, 15-16	33

Blocked Shots

1.	Cleveland State, 75-76	21
2.	Youngstown State, 74-75	16
T3.	Kent State, 12-13	12
T3.	Fairleigh Dickinson, 73-74	12
T3.	Manhattan, 13-14	12
T6.	Northeastern Illinois, 93-94	11
T6.	Navy, 10-11	11
T6.	Nazareth, 16-17	11
T9.	Notre Dame (OH), 12-13	10
T9.	Army, 10-11	10
T9.	Kent State, 10-11	10
T9.	Nothern Illinois, 13-14	10
T9.	Toledo, 16-17	10

Steals

1.	Mansfield, 88-89	24
2.	Mansfield, 89-90	21
T3.	Cornell, 75-76	20
T3.	Cleveland State, 73-74	20
5.	Niagara, 74-75	18

Minutes Played

1. Byron Mulkey, 10-11	1,192
2. Turner Battle, 04-05	1,160
3. Zach Filzen, 10-11	1,151
4. Calvin Cage, 05-06	1,138
5. Roderick Middleton, 05-06	1,104
6. Shannon Evans, 14-15	1,139
7. Tony Watson, 12-13	1,081
8. John Blalock, 91-92	1,071
9. John Fitzpatrick, 81-82	1,033
10. Javon McCrea, 12-13	1,019

Points Scored

1. Javon McCrea, 12-13	611
2. Calvin Cage, 05-06	592
3. John Blalock, 91-92	590
4. Justin Moss, 14-15	579
5. Blake Hamilton, 16-17	559
6. Rasaun Young, 97-98	554
7. Rasaun Young, 96-97	549
8. Jim Horne, 54-55	548
9. Javon McCrea, 13-14	537
10. Rodney Pierce, 09-10	535

Points Per Game

1. Jim Horne, 54-55	24.9
2. Jim Horne, 52-53	22.9
3. John Blalock, 91-92	21.1
4. Jim Horne, 53-54	20.7
5. Harold Kuhn, 51-52	20.2
6. Rasaun Young, 97-98	19.8
7. Rasaun Young, 96-97	19.6
8. Jack Chalmers, 50-51	18.8
9. Curtis Blackmore, 71-72	18.7
T10. Calvin Cage, 05-06	18.5
T10. Javon McCrea, 13-14	18.5

Rebounds

1. Curtis Blackmore, 72-73	427
2. Sam Pellom, 75-76	420
3. Curtis Blackmore, 71-72	403
4. Jim Horne, 54-55	366
5. Sam Pellom, 77-78	311
6. Justin Moss, 14-15	303
7. Javon McCrea, 13-14	286
8. Sam Pellom, 74-75	275
9. Sam Pellom, 76-77	273
10. Javon McCrea, 12-13	267

Rebounds Per Game

1. Curtis Blackmore, 72-73	17.8
2. Curtis Blackmore, 71-72	16.8
3. Jim Horne, 55-56	16.6
4. Sam Pellom, 75-76	16.2
5. Sam Pellom, 77-78	12.9
6. Curtis Blackmore, 70-71	12.3
7. Sam Pellom, 74-75	11.0
8. Sam Pellom, 76-77	10.5
9. Javon McCrea, 13-14	9.9
10. Kelvin Robinson, 94-95	9.8

Field Goals Made

1. Javon McCrea, 12-13	240
2. Justin Moss, 14-15	203
3. Javon McCrea, 13-14	202
4. John Blalock, 91-92	193
5. Javon McCrea, 11-12	190
T6. Curtis Blackmore, 71-72	189
T6. Mitchell Watt, 11-12	189
T6. Blake Hamilton, 16-17	189
T9. John Fitzpatrick, 81-82	188
T9. Rodney Pierce, 09-10	188

Field Goals Attempted

1. Rodney Pierce, 09-10	458
2. Horace Brawley, 73-74	452
3. Calvin Cage, 05-06	440
4. Blake Hamilton, 16-17	437
T5. Javon McCrea, 12-13	431
T5. Rodney Pierce, 08-09	431
7. Zach Filzen, 10-11	426
8. John Blalock, 91-92	423
9. Jim Horne, 54-55	419
10. Jim Horne, 53-54	414

3-Pt. Field Goals Made

1. Zach Filzen, 10-11	110
2. Zach Filzen, 11-12	97
3. Mike Martinho, 95-96	94
T3. Calvin Cage, 05-06	89
T3. Mike Martinho, 96-97	89
5. Mike Martinho, 97-98	82
6. Tony Watson, 12-13	77
7. Eric Moore, 06-07	75
8. Joshua Freelove, 13-14	72
9. Willie Conner	67

3-Pt. Field Goals Attempted

1. Zach Filzen, 10-11	267
2. Zach Filzen, 11-12	243
3. Mike Martinho, 96-97	239
4. Mike Martinho, 95-96	226
5. Calvin Cage, 05-06	217
6. Mike Martinho, 97-98	212
7. Eric Moore, 06-07	192
T8. Tony Watson, 12-13	185
T8. Jarryn Skeete, 15-16	185
10. Mike Martinho, 94-95	184

Free Throws Made

T1. John Blalock, 91-92	177
T1. Rasaun Young, 97-98	177
3. Jim Horne, 54-55	176
4. Rasaun Young, 96-97	174
5. Justin Moss, 14-15	173
6. Jim Horne, 52-53	162
7. Jim Horne, 53-54	159
8. Rasaun Young, 94-95	149
9. Calvin Cage, 05-06	147
10. Robert Brown, 00-01	141

Free Throws Attempted

1. Rasaun Young, 96-97	250
2. Jim Horne, 54-55	249
3. Rasaun Young, 97-98	244
4. Justin Moss, 14-15	237
5. John Blalock, 91-92	229
6. Jim Horne, 53-54	228
7. Jim Horne, 52-53	223
8. Robert Brown, 00-01	222
9. Rasaun Young, 94-95	216
10. Javon McCrea, 13-14	198

Assists

1. Gary Domzalski, 74-75	235
2. Michael Washington, 86-87	200
3. Gary Domzalski, 75-76	185
4. Jarod Oldham, 11-12	183
5. Modie Cox, 94-95	182
6. John Boyer, 09-10	159
7. Ken Pope, 73-74	156
8. Byron Mulkey, 10-11	154
T9. Jarod Oldham, 13-14	153
T9. Shannon Evans, 14-15	153

Steals

1. Byron Mulkey, 10-11	85
2. Brian Houston, 89-90	76
3. Michael Washington, 87-88	74
T4. John Blalock, 91-92	70
T4. Ron Downs, 82-83	70
6. Modie Cox, 94-95	68
7. Gary Domzalski, 74-75	67
8. Bernard Wheeler, 95-96	66
9. Woodrow Williams, 93-94	61
10. Daniel Gilbert, 04-05	59

Blocked Shots

1. Sam Pellom, 74-75	155
2. Sam Pellom, 75-76	97
3. Javon McCrea, 12-13	89
4. Kelvin Robinson, 94-95	80
5. Mitchell Watt, 10-11	74
T6. Kelvin Robinson, 93-94	68
T6. Mitchell Watt, 11-12	68
8. Javon McCrea, 13-14	65
9. Sam Pellom, 77-78	64
10. Mike McKie, 99-00	63



Byron Mulkey set a school record with 85 steals in 2010-11

Most Wins		
T1.	2004-05	23
T1.	2014-15	23
3.	2008-09	21
T4.	2010-11	20
T4.	2011-12	20
T4.	2015-16	20
T7.	2005-06	19
T7.	1964-65	19
T7.	2013-14	19

Points Per Game		
1.	1971-72	80.8
2.	1969-70	79.4
3.	1975-76	78.4
4.	1973-74	78.2
5.	1972-73	77.8
6.	2016-17	77.7
7.	2015-16	77.4
8.	1976-77	77.3
9.	1970-71	77.1
10.	1994-95	76.9

Rebounds		
1.	2015-16	1,362
2.	1975-76	1,340
3.	2016-17	1,294
4.	1974-75	1,282
5.	2014-15	1,260
6.	1987-88	1,248
7.	2011-12	1,245
8.	1971-72	1,241
9.	2004-05	1,237
10.	1972-73	1,228

Field Goals Made		
1.	2015-16	915
2.	2010-11	879
3.	2016-17	877
4.	2004-05	876
5.	1988-89	863
6.	1975-76	860
7.	1973-74	844
8.	1982-83	840
9.	2014-15	837
10.	1976-77	824

Field Goals Attempted		
1.	2015-16	2,096
2.	1973-74	2,041
3.	1975-76	1,957
4.	2004-05	1,946
5.	2016-17	1,945
6.	2014-15	1,922
7.	1988-89	1,902
8.	2007-08	1,895
9.	1976-77	1,880
T10.	2008-09	1,864
T10.	2010-11	1,864

Field Goal Percentage		
1.	1983-84	.502
T2.	1982-83	.487
T2.	1979-80	.487
4.	1985-86	.485
5.	1990-91	.475
6.	1980-81	.473
7.	2010-11	.472
8.	1989-90	.469
9.	2011-12	.465
10.	2003-04	.462



The 2014-15 tied the UB school record with 23 wins and made the programs first ever NCAA Tournament appearance.

3-Pt. Field Goals Made		
1.	2015-16	263
2.	2016-17	240
2.	2004-05	220
3.	2012-13	215
4.	2011-12	212
5.	2005-06	208
6.	2009-10	207
7.	2010-11	206

3-Pt. Field Goals Attempted		
1.	2015-16	776
2.	2016-17	727
2.	2012-13	620
3.	2004-05	619
4.	2011-12	601
5.	2009-10	597
6.	2014-15	583
7.	2001-02	580
8.	2005-06	568

3 Pt. Field Goal Percentage		
1.	1985-86	.500
2.	1990-91	.407
3.	2003-04	.379
4.	2010-11	.375
5.	2005-06	.366

Free Throws Made		
1.	2015-16	616
2.	2014-15	589
3.	2005-06	577
4.	1996-97	547
5.	2006-07	520
6.	1997-98	510
7.	2016-17	492
8.	2004-05	490
9.	2013-14	487
10.	2012-13	472

Free Throws Attempted		
1.	2015-16	867
2.	1996-97	834
3.	2014-15	819
4.	2005-06	768
5.	2006-07	752
6.	2004-05	717
7.	2016-17	711
8.	1997-98	701
9.	2013-14	684
10.	1988-89	673

Free Throw Percentage		
1.	2005-06	.751
2.	1997-98	.728
3.	2014-15	.719
4.	2009-10	.717
5.	1981-82	.713
6.	2013-14	.712
7.	2015-16	.710
8.	1984-85	.706
T9.	2012-13	.703
T9.	1991-92	.703
T9.	1989-90	.703

Personal Fouls		
1.	2015-16	749
2.	2016-17	735
3.	2004-05	711
4.	2007-08	685
5.	2006-07	661
6.	1992-93	646
7.	2010-11	645

Assists		
1.	1973-74	612
2.	1974-75	546
3.	1975-76	535
4.	2011-12	511
5.	2012-13	510
6.	2010-11	478
7.	1972-73	476
8.	2004-05	460
9.	2016-17	459

Steals		
1.	2004-05	290
2.	1974-75	286
3.	1992-93	284
4.	1988-89	283
5.	1982-83	279
6.	1975-76	273
7.	2010-11	269
8.	1987-88	258
9.	1989-90	257
10.	2005-06	254

Blocked Shots		
1.	1975-76	305
2.	2010-11	183
3.	1974-75	181
4.	1973-74	159
5.	2011-12	158
6.	2012-13	156
7.	2013-14	137
8.	1976-77	135
9.	2014-15	132
10.	1987-88	131

Games Played

T1. Mitchell Watt, 08-12	128
T1. Javon McCrea, 10-14	128
3. Titus Robinson, 08-12	125
T4. Roderick Middleton, 02-06	122
T4. Yassin Idbihi, 03-07	122
T4. Jarryn Skeete, 12-16	122
T7. Calvin Cage, 02-06	121
T7. Calvin Betts, 06-10	121
9. Andy Robinson, 08-09	120
10. Greg Gamble, 08-09	119

Total Points

1. Javon McCrea, 10-14	2,004
1. Rasaun Young, 93-98	1,908
2. Jim Horne, 51-55	1,833
3. Mike Martinho, 94-98	1,708
4. Yassin Idbihi, 03-07	1,514
6. Turner Battle, 01-05	1,414
7. Sam Pellom, 74-78	1,403
8. Louis Campbell, 98-02	1,385
9. Rob Middlebrooks, 88-92	1,337
10. Calvin Cage, 02-06	1,314
11. Curtis Blackmore, 70-73	1,287
12. Rick Coleman, 87-91	1,280
13. John Fitzpatrick, 79-83	1,221
14. Harold Kuhn, 49-52	1,065
15. Mitchell Watt, 08-12	1,061

Scoring by Class

Freshman	
1. Javon McCrea	400
2. CJ Massinburg	396
3. Jim Horne	374
Sophomore	
1. Shannon Evans	507
2. Rasaun Young	486
3. Mike Martinho	479
Junior	
1. Javon McCrea	611
2. Justin Moss	579
3. Rasaun Young	549
Senior	
1. Calvin Cage	592
2. John Blalock	590
3. Blake Hamilton	559

Rebounds

1. Sam Pellom, 74-78	1,297
2. Curtis Blackmore, 70-73	1,175
3. Javon McCrea, 10-14	988
4. Yassin Idbihi, 03-07	844
5. Calvin Betts, 06-10	717
6. Mark Bortz, 01-05	606

Field Goals Made

1. Javon McCrea, 10-14	798
2. Rasaun Young, 93-98	648
3. Sam Pellom, 74-78	603
4. Yassin Idbihi, 03-07	542
5. Otis Horne, 72-76	536

Field Goals Attempted

1. Javon McCrea, 10-14	1,386
2. Rasaun Young, 93-98	1,366
3. Mike Martinho, 94-98	1,261
4. Louis Campbell, 98-02	1,203
5. Sam Pellom, 74-78	1,196



Rasaun Young averaged 477 points per season in becoming UB's all-time leading scorer with 1,908 points. That record lasted until 2013-14.

Field Goal Percentage

1. Javon McCrea, 10-14	.576
2. Rob Middlebrooks, 88-92	.553
3. Bill Barth, 63-66	.550
4. Bill Smith, 86-90	.547
5. Otis Horne, 72-76	.536

3-Pt. Field Goals Made

1. Mike Martinho, 94-98	328
2. Zach Filzen 09-12	222
3. Calvin Cage, 02-06	221
4. Jarryn Skeete, 12-16	185
5. Rodney Pierce, 07-10	137

3-Pt. Field Goals Attempted

1. Mike Martinho, 94-98	861
2. Calvin Cage, 02-06	619
3. Zach Filzen, 09-12	555
4. Jarryn Skeete, 12-16	549
5. Louis Campbell, 98-02	413

3 Pt. Field Goal Percentage

1. Brace Lowe, 87-89	.452
2. Rick Coleman, 88-91	.450
3. Joshua Freelove, 13-14	.411
4. Zach Filzen 09-12	.400
5. Tony Watson, 09-13	.396

Free Throws Made

1. Rasaun Young, 93-98	568
2. Jim Horne, 51-55	497
3. Javon McCrea, 10-14	407
4. Mike Martinho, 94-98	394
5. Yassin Idbihi, 03-07	366

Free Throws Attempted

1. Rasaun Young, 93-98	828
2. Jim Horne, 51-55	700
3. Javon McCrea, 10-14	653
4. Mike Martinho, 94-98	492
5. Yassin Idbihi, 03-07	472

Free Throw Percentage

1. Tony Watson, 09-13	.856
T2. Calvin Cage, 02-06	.821
T2. Darcel Williams, 01-02	.821
T2. Joseph Tontillo, 56-59	.821
5. Harvey Poe, 63-66	.820

Assists


1. Gary Domzalski, 72-76	565
2. Michael Washington, 86-89	518
3. Turner Battle, 01-05	458
4. Jarod Oldham, 10-14	409
5. Modie Cox, 92-95	391

Blocked Shots

1. Sam Pellom, 74-78	375
2. Javon McCrea, 10-14	250
3. Mitchell Watt, 08-12	196
4. Kelvin Robinson, 93-95	148
5. Mark Bortz, 01-05	127

Steals

1. Louis Campbell, 98-02	198
2. Andy Robinson, 05-09	187
3. Michael Washington, 86-89	184
4. Rasaun Young, 93-98	172
5. Turner Battle, 01-05	170



Turner Battle became the first player in school history to compile 1,000 points, 500 rebounds and 400 assists in a career.



Modern era records are defined as the 1991-92 season to present, representing UB's return to NCAA Division I Athletics.


Minutes Played		Field Goals Made		Free Throws Attempted	
1.	Byron Mulkey, 10-11 _____ 1,192	1.	Javon McCrea, 12-13 _____ 240	1.	Rasuan Young, 96-97 _____ 250
2.	Turner Battle, 04-05 _____ 1,160	2.	Justin Moss, 14-15 _____ 203	2.	Rasaun Young, 97-98 _____ 244
3.	Zach Filzen, 10-11 _____ 1,150	3.	Javon McCrea, 13-14 _____ 202	3.	Justin Moss, 14-15 _____ 237
4.	Shannon Evans, 14-15 _____ 1,139	4.	John Blalock, 91-92 _____ 193	4.	John Blalock, 91-92 _____ 229
5.	Calvin Cage, 05-06 _____ 1,138	5.	Javon McCrea, 11-12 _____ 190	5.	Robert Brown, 00-01 _____ 222
Points Scored		Field Goals Attempted		Steals	
1.	Javon McCrea, 12-13 _____ 611	1.	Rodney Pierce, 09-10 _____ 458	1.	Byron Mulkey, 10-11 _____ 85
2.	Calvin Cage, 05-06 _____ 592	2.	Calvin Cage, 05-06 _____ 440	2.	Devon Chambers, 92-93 _____ 75
3.	John Blalock, 91-92 _____ 590	3.	Blake Hamilton, 16-17 _____ 437	3.	John Blalock, 91-92 _____ 70
4.	Justin Moss, 14-15 _____ 579	T4.	Javon McCrea, 12-13 _____ 431	4.	Modie Cox, 94-95 _____ 68
5.	Blake Hamilton, 16-17 _____ 559	T4.	Rodney Pierce, 08-09 _____ 431	5.	Bernhard Wheeler, 95-96 _____ 66
Points Per Game		3-Pt. Field Goals Made		Assists	
1.	John Blalock, 91-92 _____ 21.1	1.	Zach Filzen, 10-11 _____ 110	1.	Jarod Oldham, 11-12 _____ 183
2.	Rasaun Young, 97-98 _____ 19.8	2.	Zach Filzen, 11-12 _____ 97	2.	Modie Cox, 94-95 _____ 182
3.	Rasaun Young, 96-97 _____ 19.6	3.	Mike Martinho, 95-96 _____ 94	3.	John Boyer, 09-10 _____ 159
T4.	Calvin Cage, 05-06 _____ 18.5	T4.	Calvin Cage, 05-06 _____ 89	4.	Byron Mulkey, 10-11 _____ 154
T4.	Javon McCrea, 13-14 _____ 18.5	T4.	Mike Martinho, 96-97 _____ 89	5.	Jarod Oldham, 13-14 _____ 153
Rebounds		3-Pt. Field Goals Attempted		Blocked Shots	
1.	Justin Moss, 14-15 _____ 303	1.	Zach Filzen, 10-11 _____ 267	1.	Javon McCrea, 12-13 _____ 89
2.	Javon McCrea, 13-14 _____ 286	2.	Zach Filzen, 11-12 _____ 243	2.	Kelvin Robinson, 94-95 _____ 80
T3	Javon McCrea, 12-13 _____ 261	3.	Mike Martinho, 96-97 _____ 239	3.	Mitchell Watt, 10-11 _____ 74
T3.	Yassin Idbihi, 06-07 _____ 261	4.	Mike Martinho, 95-96 _____ 226	T4.	Kelvin Robinson, 93-94 _____ 68
5.	Kelvin Robinson, 94-95 _____ 244	5.	Calvin Cage, 05-06 _____ 217	T4.	Mitchell Watt, 11-12 _____ 68
Rebounds Per Game		Free Throws Made			
1.	Javon McCrea, 13-14 _____ 9.9	T1.	John Blalock, 91-92 _____ 177		
2.	Kelvin Robinson, 94-95 _____ 9.8	T1.	Rasaun Young, 97-98 _____ 177		
3.	Yassin Idbihi, 06-07 _____ 9.3	3.	Rasaun Young, 96-97 _____ 174		
4.	Justin Moss, 14-15 _____ 9.2	4.	Justin Moss, 14-15 _____ 173		
5.	Darcel Williams, 01-02 _____ 8.0	5.	Rasaun Young, 94-95 _____ 149		

Career Records

Games Played		3-Pt. Field Goals Made		Rebounds	
T1.	Mitchell Watt, 08-12 _____ 128	1.	Mike Martinho, 94-98 _____ 328	1.	Javon McCrea, 10-14 _____ 988
T1.	Javon McCrea, 10-14 _____ 128	2.	Zach Filzen 09-12 _____ 222	2.	Yassin Idbihi, 03-07 _____ 844
3.	Titus Robinson, 08-12 _____ 125	3.	Calvin Cage, 02-06 _____ 221	3.	Calvin Betts, 06-10 _____ 717
T4.	Roderick Middleton, 02-06 _____ 122	4.	Jarryn Skeete, 12-16 _____ 185	4.	Mark Bortz, 01-05 _____ 606
T4.	Yassin Idbihi, 03-07 _____ 122	5.	Rodney Pierce, 07-10 _____ 137	5.	Mitchell Watt 08-12 _____ 565
T4.	Jarryn Skeete, 12-16 _____ 122	3-Pt. Field Goals Attempted		Assists	
Points Scored		1.	Mike Martinho, 94-98 _____ 861	1.	Turner Battle, 01-05 _____ 458
1.	Javon McCrea, 10-pres. _____ 2,004	2.	Calvin Cage, 02-06 _____ 619	2.	Jarod Oldham, 10-14 _____ 409
2.	Rasaun Young, 93-98 _____ 1,908	3.	Zach Filzen, 09-12 _____ 555	3.	Modie Cox, 92-95 _____ 391
3.	Mike Martinho, 94-98 _____ 1,708	4.	Jarryn Skeete, 12-16 _____ 549	4.	Louis Campbell, 98-02 _____ 383
4.	Yassin Idbihi, 03-07 _____ 1,514	5.	Louis Campbell, 98-02 _____ 413	5.	Greg Gamble, 05-09 _____ 292
5.	Turner Battle, 01-05 _____ 1,414	Free Throws Made		Steals	
Field Goals Made		1.	Rasaun Young, 93-98 _____ 568	1.	Louis Campbell, 98-02 _____ 198
1.	Javon McCrea, 10-14 _____ 798	2.	Javon McCrea, 10-14 _____ 407	2.	Andy Robinson, 05-09 _____ 187
2.	Rasaun Young, 93-98 _____ 648	3.	Mike Martinho, 94-98 _____ 394	3.	Rasaun Young, 93-98 _____ 172
3.	Yassin Idbihi, 03-07 _____ 542	4.	Yassin Idbihi, 03-07 _____ 366	4.	Turner Battle, 01-05 _____ 170
4.	Mike Martinho, 94-98 _____ 493	5.	Turner Battle, 01-05 _____ 306	5.	Javon McCrea, 13-14 _____ 164
5.	Turner Battle, 01-05 _____ 491	Free Throws Attempted		Blocked Shots	
Field Goals Attempted		1.	Rasaun Young, 93-98 _____ 828	1.	Javon McCrea, 10-14 _____ 250
1.	Javon McCrea, 10-14 _____ 1,386	2.	Javon McCrea, 10-14 _____ 653	2.	Mitchell Watt, 08-12 _____ 196
2.	Rasaun Young, 93-98 _____ 1,366	3.	Mike Martinho, 94-98 _____ 492	3.	Kelvin Robinson, 93-95 _____ 148
3.	Mike Martinho, 94-98 _____ 1,261	4.	Yassin Idbihi, 03-07 _____ 472	4.	Mark Bortz, 01-05 _____ 127
4.	Yassin Idbihi, 03-07 _____ 1,162	5.	Turner Battle, 01-05 _____ 450	5.	Yassin Idbihi, 03-07 _____ 101
5.	Louis Campbell, 98-02 _____ 1,203				

Rk.	Name	Hometown	Years	Points
1.	Javon McCrea	Newark, NY	2010-14	2,004
2.	Rasaun Young	New Rochelle, NY	1993-98	1,908
3.	Jim Horne	Buffalo, NY	1951-55	1,833
4.	Mike Martinho	Rahway, NJ	1994-98	1,708
5.	Yassin Idbihi	Tangier, Morocco	2003-07	1,514
6.	Turner Battle	Kernersville, NC	2001-05	1,414
7.	Sam Pellom	Wilmington, NC	1974-78	1,403
8.	Louis Campbell	Rahway, NJ	1998-02	1,385
9.	Rob Middlebrooks	Binghamton, NY	1988-92	1,337
10.	Calvin Cage	Capitol Heights, MD	2002-06	1,314
11.	Curtis Blackmore	Selkirk, NY	1970-73	1,287
12.	Rick Coleman	Binghamton, NY	1987-91	1,280
13.	Rodney Pierce	Buffalo, NY	2007-10	1,235
14.	John Fitzpatrick	Hauppauge, NY	1979-83	1,221
15.	Harold Kuhn	Buffalo, NY	1949-52	1,065
16.	Mitchell Watt	Goodyear, AZ	2008-12	1,061
17.	Andy Robinson	Schenectady, NY	2005-09	1,019
18.	Blake Hamilton	Pasadena, CA	2015-17	1,004
18.	Jack Chalmers	Williamsville, NY	1948-51	1,003





Curtis Blackmore 1970-73


52

In three seasons at the University at Buffalo, Curtis Blackmore became one of the most prolific rebounders and scorers in school history. Blackmore's presence is still noticeable in the UB record books, especially for rebounding.

Blackmore holds the school record with an incredible 32 rebounds in one game. He is second in career rebounds with 1,175 and holds the single season record with 427. Blackmore has two of the school's three 400-rebound seasons as he also recorded 403 in 1971-72. His 17.8 rebounds per game his senior year

still ranks as the best average in UB history.

Blackmore was named team Most Valuable Player in both the 1970-71 season and the 1972-73 season. He had a tryout with the Buffalo Braves team of the NBA following his career at UB. Blackmore was inducted into the UB Athletic Hall of Fame in 1982.



Jim Horne 1951-55


13

When Jim Horne finished his career playing for the University at Buffalo in 1955, he was the school's all-time leading scorer with 1,833 points. That record would stand for over 40 years, and he still ranks second in the school's all-time career scoring list.

Horne has three of the top four scoring averages for a single season for UB. He averaged 24.9 points per game his senior year and also averaged 22.9 points his sophomore year and 20.7 points per game his junior season, all before the

inception of the three-point line.

A three-year captain for the Bulls, Horne was also a tenacious rebounder and ranks fifth in the UB records for career rebounds. He also ranks second in career free throws made with 497. Horne was inducted into the UB Athletic Hall of Fame in 1966.





Harold Kuhn 1949-52

19

Harold Kuhn was a two-year captain for the Bulls, and helped lead the Bulls to a 46-24 record during his career. In 1952, he was named the Dom Grossi Award recipient as the University at Buffalo's most outstanding athlete for his senior season.

Kuhn was the second player in UB history to total over 1,000 career points, finishing with 1,065. His 485 points scored his senior season still ranks as the seventh best all-time in school history for a single season. That same season, he averaged 20.2 points per game, the fifth best average in UB history. As a senior, he was also named to the Western New York All-Star Team. Kuhn was inducted into the University at Buffalo Athletic Hall of Fame in 1968, the fourth year of inductions into the Hall of Fame.






Sam Pellom 1974-78

50

Sam Pellom played at UB from 1974-78 and is the only Buffalo player to play in the NBA, appearing in almost 200 games with the Atlanta Hawks and Milwaukee Bucks.

In his time at UB, Pellom became Buffalo's career leader in rebounding with 1,297, highlighted by a 1976 season in which he led the nation with 16.2 rebounds per game and was named an honorable mention All-American. He was also a fearless defender, blocking a program-record 375 shots. The franchise, as he was


fondly referred to, also ranks sixth in school history in scoring with 1,403 points. Pellom was inducted into the UB Athletic Hall of Fame in 1983.



UB Athletic Hall of Fame Members

Following are the 28 players and coaches who represent the men's basketball program as members of the UB Athletic Hall of Fame and the year they were inducted.

James Ailinger _____	1965	Harold Lewis _____	1984
Norb Baschnagel _____	2009	Edmund Malanowicz _____	1965
Turner Battle _____	2010	Mike Martinho _____	2004
Curtis Blackmore _____	1982	Robert Miske (Myszewski) _____	1984
Jack Chalmers _____	1980	Ed Muto (coach) _____	1982
Charlie Daniels _____	1983	Ken Parr _____	1999
Harold Dautch _____	1989	Sam Pellom _____	1983
Malcolm Eiken (coach) _____	1984	William Pryor _____	1986
Louis Farris _____	1967	Leonard Schrag _____	1986
Gary Hanley _____	1999	Len Serfustini (coach) _____	1978
Robert Harrington _____	1966	Marshall Stoll _____	1987
Jim Horne _____	1966	Thomas Syracuse _____	1986
Harold Kuhn _____	1968	Morley Townsend _____	1987
Dave Levitt _____	1999	Rasaun Young _____	2004



KOBE A.D.
MAMBA MENTALITY

[NIKE.COM/BASKETBALL](https://www.nike.com/basketball)