



2016-17

MEN'S BASKETBALL
MEDIA GUIDE



2016-17 BUFFALO BULLS BASKETBALL



2016-17 SEASON INFORMATION

University Information

School Name: _____ University at Buffalo
 Location: _____ Buffalo, NY
 Founded: _____ 1846
 Enrollment: _____ 29,850
 President: _____ Satish K. Tripathi
 Director of Athletics: _____ Allen Greene
 Athletics Phone: _____ 716-645-3141
 Nickname: _____ Bulls
 Colors: _____ Royal Blue and White
 Affiliation: _____ NCAA Division I
 Conference: _____ Mid-American
 Arena: _____ Alumni Arena
 Capacity: _____ 6,783

Coaching Information

Head Coach: _____ Nate Oats
 Alma Mater: _____ Maranatha Baptist (1998)
 Record at UB: _____ 20-15 (1)
 Career Record: _____ Same
 Associate Head Coach: _____ Jim Whitesell
 Assistant Coach: _____ Lindsey Hunter
 Assistant Coach: _____ Bryan Hodgson
 Director of Operations: _____ Adam Bauman
 Secretary: _____ Mary Meyer
 Basketball Office Phone: _____ 716-645-3025

Mid-American Conference

Address: _____ 24 Public Square, 15th Floor
 _____ Cleveland, OH 44113
 Office Phone: _____ 216-566-4622
 Office Fax: _____ 216-696-2622
 Website: _____ www.mac-sports.com
 Commissioner _____ Dr. Jon A. Steinbrecher
 Asst. Commissioner/Media Relations: _____ Ken Mather
 Director of Media Relations (MBB): _____ Jeremy Guy

Athletic Communications

**Associate Director/
 MBB Contact:** _____ **Brian Wolff**
 Office: _____ 716-645-6993
 Cell: _____ 716-359-2750
 e-mail: _____ bcwolff@buffalo.edu
 Asst. AD/Communications: _____ Jon Fuller
 e-mail: _____ jfuller3@buffalo.edu
 Press Row: _____ 716-645-3360



MID-AMERICAN
CONFERENCE

Team Information

All-Time Record 1,131-1,086 (99 years)
2015-16 Record 20-15
Conference Record 11-7
Conference Finish 3rd, East Division
Conference Tournament Quarterfinals - W vs. Miami (OH), 94-81
 Semifinals - W vs. Ohio, 88-74
 Championship - W vs. Akron, 64-61
NCAA Tournament First Round - L vs. Miami (FL), 79-72
Lettermen Returning/Lost 9/3
Starters Returning/Lost 3/2

Returners

- **Raheem Johnson, R-Sr, F, 6-10, 235**
Redshirted in 2015-16
- **Blake Hamilton, Sr, W, 6-6, 205**
13.1 ppg, 7.1 rpg, 37.9% 3pt
- **Willie Conner, Sr, W, 6-5, 200**
11.8 ppg, 2.3 rpg, 34.3% 3pt
- **David Kadiri, Sr, F, 6-8, 210**
3.7 ppg, 2.1 rpg, 0.7 bpg
- **Christian Pino, Jr, G, 5-7, 145**
Appeared in 5 games
- **Ikenna Smart, So, F, 6-10, 225**
3.2 ppg, 4.3 rpg, 0.6 bpg
- **CJ Massinburg, So, G, 6-3, 170**
11.3 ppg, 4.1 rpg, 38.9% 3pt
- **Nick Perkins, So, F, 6-8, 225**
7.6 ppg, 4.3 rpg, 0.4 bpg
- **Nikola Rakicevic, So, W, 6-5, 185**
2.0 ppg, 1.5 rpg, 40.0% 3pt

2015-16 Inside the Numbers:

Home Record 10-5
 Away Record 5-9
 Neutral Record 5-1
 Leading at Half 13-3
 Trailing at Half 5-11
 Tied at Half 2-1
 Overtime Games 1-1

Games decided by:

0-3 points 2-2
 4-10 points 5-4
 11 or more points 13-9

When UB Scores:

59 or less points 0-4
 60-69 points 1-5
 70-79 points 6-5
 80-89 points 8-0
 90 or more points 5-1

Newcomers

- James Jones, Fr., G, 6-4, 177
- Davonta Jordan Fr., G, 6-2, 185
- Graham Dolan, Fr., G, 6-5, 172
- Dontay Caruthers, R-So., G, 6-1, 195
- Quate McKinzie, Fr., F, 6-8, 195
- Brock Bertram, Fr., C, 6-11, 250



BUFFALO



Men's Basketball Information Guide

This information guide is intended to serve as a primary information source for writers, broadcasters, sports directors, sports editors, sports information directors and fans who follow the UB men's basketball team.

The University at Buffalo Athletic Communications Office is always interested in assisting members of the media in their coverage of UB men's basketball. Publicity and media information for men's basketball is handled by Athletic Communications Associate Director **Brian Wolff**. Weekly news releases, statistics, photographs and other materials are available to media outlets covering the Bulls' men's basketball team by contacting the UB Athletic Communications Office at **(716) 645-6993**.

Athletic Communications Office

The Athletic Communications Office is located on the ground floor of UB's Alumni Arena (Room 21). The easiest way to get there is to enter Alumni Arena take the elevator to the ground floor and look for Room 21 - next to athletic training room.

Interview Policy

All interviews with UB basketball players or coaches must be arranged through the UB Athletic Communications Office. In order to avoid any deadline conflicts, it is best to call two days in advance.

Game Day Services

Prior to each game, game notes and media guides for both teams will be available in the Alumni Arena Media Room. Food and refreshments will be served in the Alumni Arena Media Room one hour before tip-off.

Box scores will be available at halftime and immediately following each game. Updated boxes can be printed during the game upon request. Final game packets, including halftime and final boxes, and play-by-play will be available at the conclusion of each game.

Media Credentials

Please direct all requests for press row and photo credentials for University at Buffalo home games to Brian Wolff, Athletic Communications Associate Director, by calling (716) 645-6993. Requests can also be e-mailed to bcwolff@buffalo.edu. Please send in your request at least 48 hours in advance to ensure credentials being granted.

Media Parking

Parking for the media is free and available in the Alumni Arena service lot, located behind Alumni Arena. Media parking passes must be requested with credential requests and be made two weeks in advance for passes to be mailed.

Photographers

Photographers are allowed along each baseline. No photographers are allowed to take pictures at or behind the official scorers table or team benches without the prior approval of the UB Athletic Communications Office.

Visiting Radio

All visiting radio stations will receive two seats along press row near the visitor's bench. Phone lines will be available from a central hub location and Ethernet lines will be available on request. Please notify the UB Communications Office two weeks prior to game day if you plan to broadcast the game.

In-Game Statistics

Media will be able to access in-game statistics via their computer or tablet by visiting buffalo.statbroadcast.com.

Postgame Procedures

At the conclusion of the game, head coach Nate Oats, selected UB players, as well as the visiting head coach and players will be available in the Alumni Arena Media Room after a 10-minute cooling off period as sanctioned by the NCAA.

The UB lockerroom area will be CLOSED to the media after games. Any media requesting interviews with UB players should contact Brian Wolff or a member of the Athletic Communications Office near the end of the game so those players can be made available.

The order of interviews in the media room after games will be:

1. Visiting Coach/Players
2. Coach Oats
3. UB players

Statistics will be available approximately 15 minutes after the game in the Media Room. Stats will also be available at halftime and during timeouts when requested.

Any other special requests should be directed to Brian Wolff at least 24 hours before game day.

Practice

The men's basketball team generally practices between 11:00am - 2:30 pm on weekdays (TBA on weekends). Practices are closed to the public but open to all media wishing to conduct interviews. Head coach Nate Oats and players are generally available to media after the conclusion of practice. Please contact **Brian Wolff** in advance to arrange an interview.

Alumni Arena

The 6,783-seat Alumni Arena is the home of the UB men's basketball team. The Arena is located on UB's North campus in Amherst, approximately 15 minutes from downtown Buffalo. Members of the media needing to pick up a credential should enter Alumni Arena through the front entrance located one level above the main floor of the gym.

Brian Wolff

Associate Director, Communications
(MBB Contact)
Office: 716-645-6993
Cell: 716-359-2750
bcwolff@buffalo.edu

Boone Enser

Associate AD / Broadcasting & Communications
Office: 716-645-3584
dpenser@buffalo.edu

Jon Fuller

Assistant AD / Communications
Office: 716-645-6762
Cell: 716-359-2728
jfuller3@buffalo.edu

Louis Spina

Assistant Director, Communications
Office: 716-645-6837
ispina@buffalo.edu

Kaitlyn Layman

Intern, Communications
Office: 716-645-6871
klayman@buffalo.edu

2016-17 BUFFALO BULLS BASKETBALL



MEDIA INFORMATION

Print Media

Buffalo News

One News Plaza
Buffalo, NY 14240
Phone: 716-849-4463
Fax: 716-849-4587
Contact: Mark Gaughn, Bucky Gleason

The Spectrum

University at Buffalo
Student Activity Center
Buffalo, NY 14260
Phone: (716) 645-2468
Fax: (716) 645-2766
Contact: Michael Akelson

Associated Press

One News Plaza
Buffalo, NY 14240
Phone: (716) 852-1051
Fax: (716) 438-2079
Contact: John Wawrow

Rochester Democrat and Chronicle

55 Exchange Blvd.
Rochester, NY 14614
Phone: (585) 232-7100
Fax: (585) 258-2776
Contact: Jim Mandelaro

Radio

ESPN1520-AM

(Flagship Radio)
500 Corporate Parkway
Buffalo, NY 14226
Phone: (716) 843-0220
Contact: Allen Davis

WGR-AM

500 Corporate Parkway
Buffalo, NY 14226
Phone: (716) 843-0220
Contact: Howard Simon

Television

WGRZ-TV (NBC)

259 Delaware Ave.
Buffalo, NY 14202
Phone: (716) 849-2219
Fax: (716) 849-7602
Contact: Heather Prusak, Steve Boyar, Adam Benigni

WIVB-TV (CBS)

2077 Elmwood Ave.
Buffalo, NY 14202
Phone: (716) 879-4994
Fax: (716) 874-8173
Contact: Josh Reed, Tom Martin, Shannon Shepherd

WKBW-TV (ABC)

7 Broadcast Plaza
Buffalo, NY 14202
Phone: (716) 840-7799
Fax: (716) 840-7793
Contact: Nick Filipowski

Time Warner Cable News

355 Chicago St.
Buffalo, NY 14204
Phone: (716) 558-8999
Fax: (716) 558-8501
Contact: Andy Young, Jon Scott

Radio Coverage

WKKB-AM, ESPN 1520 radio in Buffalo

The University at Buffalo Athletics Department announced a new radio partnership with ESPN 1520 AM to broadcast football and men's and women's basketball games as well as other programming surrounding UB Athletics beginning in August, 2014.

ESPN 1520, a 50,000-watt station, has one of the strongest signals in the nation. At night, the station can be heard from New England to South Carolina and through out the entire state of New York. Owned by the Entercom Communications Corporation, ESPN 1520 is home to such popular national radio shows as Mike and Mike in the Morning, The Herd with Colin Cowherd and SVP and Rusillo.

The partnership will also enable a cross promotion of UB athletics across other Entercom-owned stations, including WGR 550, 930 WBEN, Kiss 98.5 and Star 102.5.

"We found out with a lot of research that Buffalo has an insatiable appetite for sports and that is why we launched ESPN 1520 last September," said Entercom Vice President/General Manager Greg Ried. "One of the purposes of that station were to provide a better outlet for local collegiate sports in Western New York and to get out the message of what is going on. Everyone is taking notice that things are happening here at UB and we are excited to be a part of it and excited to put the ESPN brand in the same line as the UB brand."

ESPN 1520 is one of nearly 400 ESPN Radio affiliates across North America.



Josh Whetzel
Voice of the Bulls





2016-17 BUFFALO BULLS BASKETBALL

SEASON PREVIEW

THREE-PEAT IN SIGHT AS BULLS PREPARE FOR 2016-17 CAMPAIGN

The University at Buffalo men's basketball team has already become the first Mid-American Conference team to win back-to-back conference titles since 2001-2002, but the Bulls will enter 2016-17 with another goal in sight. Buffalo is looking to become the first ever Mid-American Conference school to win three straight conference titles.

Second-year head coach Nate Oats, who became the first UB coach in school history to win 20 games in his rookie season, will look to a veteran squad that includes four seniors and seven players, who saw significant action during last year's tournament run.

The Bulls will be led by senior Blake Hamilton, who was named to the All-MAC Third Team after finishing his first season in Buffalo. Hamilton, who played his freshman year at Northern Arizona and his sophomore campaign at Mt. San Antonio College, is UB's returning leading scorer and rebounder from a year ago as he averaged 13.7 and 7.1 per game, respectively.

Fellow senior Willie Conner was named the MAC Tournament Most Valuable Player and was also named to newly created All-Defensive team following his junior season. Conner also transferred in after playing his freshman season at Florida A&M and his sophomore year at Odessa Community College. In addition to his defensive prowess, Conner was also a dynamic three-point shooter for the Bulls as he hit 48 of them last year, including six in the MAC Quarterfinal win over Miami (OH), scoring a career-high 25 points.

The Bulls also will have two senior big men back in Raheem Johnson and David Kadiri. Johnson redshirted the 2015-16 season after suffering a foot injury prior to the beginning of the regular season, but he will be a welcomed back addition as he is the only player on this year's team who was in the regular rotation during Buffalo's 2014-15 NCAA Tournament season.

Kadiri saw action in 30 games for the Bulls last year, including making five starts. He was a force on the defensive end for the Buffalo, finishing second on the team in blocks.



CJ MASSINBURG

UB will have just one junior on this year's roster and that will be walk-on Christian Pino, one of two players including Johnson, who played high school ball for Oats at Romulus High School.

The Bulls have a strong sophomore class that is spearheaded by CJ Massinburg and Nick Perkins, who each had tremendous freshmen seasons.

Massinburg played in all 35 games last year and was named to the All-MAC Freshman team as he averaged 11.3 points per game. His best game came against Ohio in February where he recorded 36 points vs. the Bobcats, the highest point total by a Buffalo player last year. His 396 points scored last year were the second most ever scored in a season by a UB freshman.

Perkins, a native of Ypsilanti, MI, also played in all 35 games and he continued to improve as the season progressed, culminating in a 20-point game against Miami (FL) in the NCAA Tournament, where he hit a season-best four three-pointers. Perkins averaged 7.6 points and 4.3 rebounds per game and this year he will look to be a large part of the Buffalo offense.

Fellow sophomore Ikenna Smart will begin his third year with the team after redshirting in 2014-15. Last season, Smart played in all 35 games, starting 30 of them. He averaged 3.2 points and 4.3 rebounds per game, while leading the team in blocked shots.

The Bulls will also welcome back sophomore Nikola Rackicevic, who played in 20 games and averaged 2.0 points per game. Rackicevic had a season-best 14 points against Delaware.

Coach Oats and his staff will bring in six newcomers this year, including five freshmen and one redshirt sophomore.

The veteran of the group is Rochester, NY native Dontay Caruthers, who played his freshman season at Midland Community College for current UB assistant Bryan Hodgeson before moving onto Indian Hills Community College, where he redshirted last season due to injury. Caruthers is extremely active on the defensive end, but can also put the ball in the hoop as he was the leading scorer in New York State during his senior year.

The Bulls got another point guard out of Florida in standout Davonta Jordan, who was named the ninth best player in the state of Florida and the 30th best point guard nationally. Jordan played at Montverde Academy, which has produced a number of NBA Draft Lottery picks, including the first overall pick in this past year's draft Ben Simmons, and previous year picks D'Angelo Russell (2nd Overall) and Joel Embiid (3rd Overall).

Shooting guard James Jones comes to the Bulls from Chicago, IL and he is a dynamic shooter that was one of the top 10 prospects in the city during his senior year. Jones was also listed as the 11th best player in Illinois and the fourth best shooting guard.

The Bulls will also get the services of local shooting guard Graham Dolan, who was a standout at Williamsville South.

In the frontcourt, power forward Quate McKinzie hails from Burgaw, NC and he played his final three years at Harrels Christian Academy. McKinzie, who was named the Coastal Rivers Conference Player of the Year following his senior season, was ranked as the 11th best player in the state of North Carolina and the 42nd best power forward nationally.

Buffalo will also have center Brock Bertram from



NICK PERKINS

Apple Valley, MN. Bertram was named a finalist for Mr. Basketball in the state of Minnesota following his sophomore year when he led his team to a 32-1 record.

This group has already had the benefit of playing together following a foreign trip this summer which saw the Bulls play four games split between Canada and the Bahamas. UB went a perfect 4-0 in those games, gaining valuable experience not only for the newcomers, but also the returnees who are looking to clinch that third straight MAC title.

Should the Bulls etch their name on the trophy again in 2016-17, this era of Buffalo men's basketball will go down as one of the best in the history of the Mid-American Conference.



RAHEEM JOHNSON

2016-17 BUFFALO BULLS BASKETBALL



2016-17 SCHEDULE

Date	Opponent	Location	Time
NOVEMBER			
Fri. 4	DAEMEN (EXHIBITION)	Alumni Arena	8:30 pm
Fri. 11	at Niagara	Lewiston, NY	8:00 pm
Mon. 14	at Xavier	Cincinnati, OH	7:00 pm
Thu. 17	NAZERATH#	Alumni Arena	7:00 pm
Wed. 23	at Alaska Anchorage#	Anchorage, AK	11:00 pm
Fri. 25	vs. TBA#	Anchorage, AK	4/9:30pm
Sat. 26	vs. TBA#	Anchorage, AK	4/9:30pm/12:30am
Tue. 29	at Creighton	Omaha, NE	8:30 pm
DECEMBER			
Sat. 3	at St. Bonaventure	Olean, NY	4:00 pm
Wed. 7	at Pittsburgh	Pittsburgh, PA	7:00 pm
Sat. 10	COPPIN STATE	Alumni Arena	2:00 pm
Sat. 17	CANISIUS	Keybank Center (Buffalo, NY)	3:30 pm
Wed. 21	at Robert Morris	Pittsburgh, PA	7:00 pm
Fri. 30	MAINE	Alumni Arena	7:00 pm
JANUARY			
Tue. 3	at Toledo*	Toledo, OH	6:00 pm
Sat. 7	at Eastern Michigan*	Ypsilanti, MI	2:30 pm
Tue. 10	OHIO*	Alumni Arena	7:00 pm
Sat. 14	BALL STATE*	Alumni Arena	2:00 pm
Tue. 17	at Kent State*	Kent, OH	7:00 pm
Sat. 21	WESTERN MICHIGAN*	Alumni Arena	3:30 pm
Tue. 24	at Miami (OH)*	Oxford, OH	7:00 pm
Sat. 28	at Akron*	Akron, OH	TBA
Tue. 31	CENTRAL MICHIGAN*	Alumni Arena	7:00 pm
FEBRUARY			
Sat. 4	at Ball State*	Muncie, IN	2:00 pm
Tue. 7	NORTHERN ILLINOIS*	Alumni Arena	7:00 pm
Sat. 11	at Bowling Green*	Bowling Green, OH	12:00 pm
Tue. 14	at Central Michigan*	Mt. Pleasant, MI	7:00 pm
Sat. 18	MIAMI (OH)*	Alumni Arena	3:30 pm
Tue. 21	KENT STATE*	Alumni Arena	7:00 pm
Sat. 25	AKRON*	Alumni Arena	3:30 pm
Tue. 28	at Ohio*	Athens, OH	TBA
MARCH			
Fri. 3	BOWLING GREEN*	Alumni Arena	7:00 pm
Mon., 6	MAC Tournament First Round	Campus Sites	TBA
Thu., 9	MAC Tournament Quarterfinals	Cleveland, OH	TBA
Fri., 10	MAC Tournament Semifinals	Cleveland, OH	TBA
Sat., 11	MAC Tournament Championship	Cleveland, OH	TBA

* Denotes Mid-American Conference game • # Great Alaska Shootout
All times are Eastern Standard

SCHEDULE BREAKDOWN

Home	13	Monday	1
Away	16	Tuesday	10
Neutral	2	Wednesday	2
Day	10	Thursday	1
Night	18	Friday	5
TBA	4	Saturday	12
		Sunday	0



2016-17 BUFFALO BULLS BASKETBALL

TEAM ROSTER

2016-17 BUFFALO ROSTER

No.	Name	Pos	Cl.-El.	Ht	Wt	Hometown	High School/Previous School
0	Blake Hamilton	G/F	Sr.	6-6	205	Pasadena, CA	Pasadena/Mt. San Antonio
1	James Jones	G	Fr.	6-4	177	Chicago, IL	Bogan
2	Willie Conner	G/F	Sr.	6-5	200	Chicago, IL	Richard T. Crane/Odessa CC
3	Davonta Jordan	G	Fr.	6-2	185	Cocoa, FL	Montverde Academy
4	David Kadiri	F	Sr.	6-8	210	Laurel, MD	Coolidge/South Plains CC
5	CJ Massinburg	G	So.	6-3	190	Dallas, TX	South Oak Cliff
10	Graham Dolan	G	Fr.	6-5	172	Williamsville, NY	Williamsville South
22	Dontay Caruthers	G	R-So.	6-1	195	Rochester, NY	East/Midland CC/Indian Hills CC
23	Christian Pino	G	Jr.	5-7	145	Detroit, MI	Romulus/Arizona State
24	Quate McKinzie	F	Fr.	6-8	195	Burgaw, NC	Harrells Christian Academy
31	Raheem Johnson	F	R-Sr.	6-10	235	Detroit, MI	Romulus/Barton CC
33	Nick Perkins	F	So.	6-8	260	Ypsilanti, MI	Milan
34	Ikenna Smart	F	So.	6-10	225	Umuahia, Abia, Nigeria	New Garden Friends School
41	Brock Bertram	C	Fr.	6-11	250	Apple Valley, MN	Apple Valley
42	Nikola Rakicevic	W	So.	6-5	185	Smederevska Palanka, Serbia	E-Gimnazija Novi Sad

Head Coach: Nate Oats (2nd season)

Associate Head Coach: Jim Whitesell

Assistants: Lindsey Hunter, Brian Hodgson

Director of Basketball Operations: Adam Bauman

By Height	By Class	Pronunciation
6-11 _____ Brock Bertram	Freshmen (5) _____ James Jones	Christian Pino _____ Pea-no
6-10 _____ Raheem Johnson	_____ Davonta Jordan	Ikenna Smart _____ Ee-ken-ah
_____ Ikenna Smart	_____ Graham Dolan	David Kadiri _____ Kah-deer-ee
6-8 _____ David Kadiri	_____ Quate McKinzie	Nikola Rakicevic _____ Rah-kee-kah-vich
_____ Nick Perkins	_____ Brock Bertram	Davonta Jordan _____ Duh-von-tay
_____ Quate McKinzie	Sophomores (4) _____ CJ Massinburg	Quate McKinzie _____ Qwah-tay
6-6 _____ Blake Hamilton	_____ Nikola Rakicevic	
6-5 _____ Willie Conner	_____ Nick Perkins	
_____ Nikola Rakicevic	_____ Ikenna Smart	
_____ Graham Dolan	Redshirt Sophomore (1) _____ Dontay Caruthers	
6-4 _____ James Jones	Juniors (1) _____ Christian Pino	
6-3 _____ CJ Massinburg	Seniors (3) _____ Blake Hamilton	
6-2 _____ Davonta Jordan	_____ Willie Conner	
6-1 _____ Dontay Caruthers	_____ David Kadiri	
5-7 _____ Christian Pino	Redshirt Senior (1) _____ Raheem Johnson	
By State/Country		
New York (2) _____	_____ Graham Dolan (Williamsville)	
_____	_____ Dontay Caruthers (Rochester)	
North Carolina (2) _____	_____ Ikenna Smart (Greensboro)	
_____	_____ Quate McKinzie (Burgaw)	
Michigan (3) _____	_____ Christian Pino (Detroit)	
_____	_____ Raheem Johnson (Detroit)	
_____	_____ Nick Perkins (Ypsilanti)	
Illinois (2) _____	_____ Willie Conner (Chicago)	
_____	_____ James Jones (Chicago)	
California (1) _____	_____ Blake Hamilton (Pasadena)	
Texas (1) _____	_____ CJ Massinburg (Dallas)	
Maryland (1) _____	_____ David Kadiri (Laurel)	
Serbia (1) _____	_____ Nikola Rakicevic (Smederevska Palanka)	
Florida (1) _____	_____ Davonta Jordan (Cocoa)	
Minnesota (1) _____	_____ Brock Bertram (Apple Valley)	

2016-17 BUFFALO BULLS BASKETBALL



TV/RADIO HEADSHOTS



#0
Blake Hamilton
 G/F • Sr. • 6-6 • 205
 Pasadena, CA
 Pasadena (Mt. San Antonio)



#1
James Jones
 G • Fr. • 6-4 • 177
 Chicago, IL
 Bergan



#2
Willie Conner
 G/F • sr. • 6-5 • 200
 Chicago, IL
 Richard T. Crane (Odessa CC)



#3
Davonta Jordan
 G • Fr. • 6-2 • 185
 Cocoa, FL
 Montverde Academy



#4
David Kadiri
 F • Sr. • 6-8 • 210
 Laurel, MD
 Coolidge (South Plains CC)



#5
CJ Massinburg
 G • So. • 6-3 • 190
 Dallas, TX
 South Oak Cliff



#10
Graham Dolan
 G • Fr. • 6-5 • 172
 Williamsville, NY
 Williamsville South



#22
Dontay Caruthers
 G • R-So. • 6-1 • 195
 Rochester, NY
 East/Midland/Indian Hills



#23
Christian Pino
 G • Jr. • 5-7 • 145
 Detroit, MI
 Romulus/Arizona State



#24
Quate McKinzie
 F • Fr. • 6-8 • 195
 Burgaw, NC
 Harrells Christian Academy



#31
Raheem Johnson
 F • R-Sr. • 6-10 • 235
 Detroit, MI
 Romulus/Barton CC



#33
Nick Perkins
 F • So. • 6-8 • 260
 Ypsilanti, MI
 Milan



#34
Ikenna Smart
 F • So. • 6-10 • 235
 Umuahia, Abia, Nigeria
 New Garden Friends School



#41
Brock Bertram
 C • Fr. • 6-11 • 250
 Apple Valley, MN
 Apple Valley



#42
Nikola Rakicevic
 G/F • Fr. • 6-5 • 185
 Smederevska Palanka, Serbia
 E-Gimnazija Novi Sad



Nate Oats
 Head Coach
 Second Season



Jim Whitesell
 Associate Head Coach
 Second Season



Lindsey Hunter
 Assistant Coach
 First Season



Brian Hodgson
 Assistant Coach
 Second Season



Adam Bauman
 Director of
 Basketball Operations
 Second Season





NATE OATS

Position Head Coach
 Experience Second Year
 Alma Mater .. Maranatha Baptist, '98

In his two seasons as an assistant coach under Bobby Hurley, Oats helped lead the Bulls to a 42-20 record, back-to-back MAC East Titles, a MAC Regular Season Title, a MAC Tournament Title and UB's first ever trip to the NCAA Tournament. Oats was also responsible for recruiting Justin Moss, the 2014-15 MAC Player of the Year.

"I want to thank President Tripathi, Danny White and our entire administration for giving me this opportunity to lead the men's basketball program," said Oats. "I also want to thank Coach Hurley for giving me this opportunity two years ago and the players for helping me get to this current position. I have witnessed the potential of not only our team, but the entire athletic department

Nate Oats will begin his second season as head coach of the UB men's basketball program after completing the best season in a school history by a first-year coach. Oats led the Bulls to a 20-win season and their second straight trip to the NCAA Tournament after a thrilling run through the Mid-American Conference Tournament, which culminated in the Bulls cutting down the nets in Cleveland.

In his first season, Oats placed two members on the All-MAC Third Team, one one on the All-MAC Freshman Team and one on the newly created All-MAC Defensive Team. The Bulls won the league thanks to a balanced scoring attack that saw four players average at least 11.0 points per game. UB also set single-season records for games played in 2015-16, as well as offensive records for field goals, three pointers, and free throws made and attempted.

Oats was named head coach of the UB men's program on April 11, 2015 after spending two seasons as the top assistant and recruiting coordinator for the Bulls. He comes to Buffalo from Romulus High School in Michigan, where he taught and coached one of the top high school basketball programs in the region.

"After hours of conversations with Nate, it became very clear to me that the best candidate to lead our men's basketball team was already on campus," said former athletic director Danny White. "Nate has tremendous experience as one of the finest coaches in America at both the collegiate and high school levels, and played an absolutely critical role in elevating our program to the NCAA Tournament, for the first time ever, in just two years. I am extremely confident that UB men's basketball will continue to grow and reach new heights under Nate's leadership. To be sure, Alumni Arena will be an electric environment again next year as these talented student-athletes fight to defend their Mid-American Conference Championship!"

over the last two years and I can't wait to continue to coach these young men. We are starting to establish a great tradition of success here and I am extremely excited about getting to work with the coaching staff and players in order to focus on carrying that tradition forward into the future."

Prior to joining the Bulls, Oats completed 11 seasons as head coach at Romulus High School in Michigan, winning the school's first state title in 27 years in 2012-13 and finished the season 27-1. He was named the 2013 Detroit News State Coach of the Year, the Detroit Free Press State Coach of the Year, and BCAM State Coach of the Year.

Prior honors include 2009 Basketball Coaches Association of Michigan Class A Coach of the Year, the 2008 Detroit Free Press Metro Detroit Coach of the Year, and the 2005 Detroit News Metro Detroit Coach of the Year & Detroit Free Press Metro West Coach of the Year

In his time as head coach, he led the team to a 222-52 overall record and seven straight conference championships while going undefeated in conference play in the past four consecutive seasons. The team was ranked in the top 25 nationally on three different occasions (2010, 2011, 2013) and made the Michigan Class A Final Four five times. More importantly, he oversaw a program that had a 100 percent graduation rate and 40 of his 42 seniors at Romulus continuing on to college.

Before coaching at Romulus, he played college basketball at Maranatha Baptist University in Wisconsin where was a captain and All-Conference performer, while earning his bachelor's degree in Math Education. Oats went on to become an assistant coach at Maranatha from 1997 to 2000. After that, he moved on to the University of Wisconsin-Whitewater from 2000-02.

Nate and his wife Crystal are the proud parents of three girls – Lexie, Jocie and Brielle.





COACHING STAFF



JIM WHITESELL

PositionAssociate Head Coach

Experience Second Year

Alma MaterLuther College, '82

Whitesell previously was at St. Louis, where he served as Associate Head Coach for the nationally-ranked Billikens during a pair of NCAA Tournament runs in 2011-12 and 2012-13, where SLU's combined record was 54-15. Hired by late Saint Louis head coach Rick Majerus, Whitesell was a part of a record-setting campaign at SLU in 2012-13, where the Billikens posted an all-time best 28-7 mark, captured the Atlantic 10 regular-season and championship tournament title, reached the NCAA Third Round and finished the season with a national No. 13/16 ranking. In 2011-12, Whitesell helped Saint Louis post a 26-8 record, the third-most wins in program history. The Billikens earned an at-large bid to the NCAA Tournament and topped Memphis in the Second Round.

Whitesell joined SLU after spending the previous seven seasons as the head coach at Loyola (Chicago). Prior to his time with the Ramblers, Whitesell was head coach at NCAA Division II Lewis University (Ill.) (1992-2004) and NCAA Division III Elmhurst College (Ill.) (1987-92). He amassed a career record of 387-301 in 24 seasons. Whitesell also served in assistant coaching roles at North Dakota (1982-83 - graduate assistant), Ellsworth C.C. (Iowa) (1983-84), Wabash Valley C.C. (Iowa) (1984-85) and Minnesota State (1985-87).

Jim Whitesell begins his second year on the UB men's basketball staff serving as Associate Head Coach. Whitesell helped lead the Bulls to their second straight NCAA Tournament appearance after UB won the 2015-16 MAC Title. Whitesell was in charge of preparing scouting reports and served as the lead recruiting for CJ Massinburg, who was named to the All-MAC Freshman Team. Whitesell also assisted in development of the guards.

Whitesell comes to the Bulls after spending the last two seasons as an assistant coach at St. John's, helping lead the Red Storm to the NCAA Tournament last year. Whitesell has spent 24 seasons as a head coach at the NCAA Division I, II and III levels prior to his time with the Billikens, and brings 34 years of collegiate coaching experience to UB.

Whitesell guided the Loyola (Chicago) Ramblers to 109 victories in seven seasons, including a 21-win campaign in 2006-07, which was the program's first 20-win season since 1985.



LINDSEY HUNTER

Position Assistant Coach
Experience First Year
Alma Mater Jackson State, '93

Hunter then played for the Toronto Raptors for a year before returning to the Pistons from 2003-08, winning his second NBA title in 2003-04. He concluded his playing career for the Chicago Bulls from 2008-10. He played in 937 games over his NBA career and 147 playoff games as he reached the postseason in 12 of his seasons. During his 17-year NBA career, Hunter recorded 7,956 points, 2,021 rebounds and 2,506 assists.

In 2012, Hunter signed with the Phoenix Suns as an assistant coach for player development. After a coaching change during the 2012-13 season, Hunter was named interim head coach of the Suns for the remainder of the year, leading Phoenix for 41 games. He moved on to become an assistant for the Golden State Warriors during the 2013-14 season.

Lindsey Hunter begins his first season on the men's basketball coaching staff. Hunter spent 17 years in the NBA as a player and another two years as a coach in the league, including as interim head coach of the Phoenix Suns.

Hunter was the 10th pick overall in the 1993 NBA Draft by the Detroit Pistons after concluding his college career at Jackson State. Hunter played for Detroit from 1993-2000 before spending a year with the Milwaukee Bucks and the Los Angeles Lakers. He won his first NBA Title playing for the Lakers in 2001-02.

Hunter lettered three years at Jackson State where he averaged 26.7 points per game as a senior and he was named the Southwestern Athletic Conference Player of the Year. He led Jackson State to an upset of UConn in the 1993 Postseason NIT. Hunter spent his freshman season at Alcorn State where he was named the SWAC Freshman of the Year.



BRYAN HODGSON

Position Assistant Coach
Experience Second Year
Alma Mater Fredonia State, '08

Association of Basketball Coaches (NABC). The Under Armour 30-under-30 Team is comprised of the brightest assistant coaches nationally under the age of 30.

Hodgson came to UB after spending the last two years at Midland College, where he helped lead the team to a six-win turnaround during the 2014-15 season. He helped manage all aspects of the recruitment for Midland and conducted individual skill development workouts and in-season team practice sessions.

A Western New York native, Hodgson served as an assistant coach from 2010 through 2013 at Jamestown Community College, where he also helped turn around a program upon his arrival. He coached 14 players who received scholarships to four-year schools after their graduation from JCC,

coaching nine all-region players during his time.

Bryan Hodgson begins his second season on the UB men's basketball coaching staff, helping guide the Bulls to the NCAA Tournament and the 2015-16 MAC Title. Hodgson leads the UB recruiting efforts and was responsible for the addition of junior college transfers Blake Hamilton, Willie Conner, and David Kadiri.

Hamilton was named to the All-MAC Third team this past year, while also hitting the game-winning shot in the MAC Championship game vs. Akron. Conner, a transfer from Odessa Community College, was named the MAC Tournament Most Valuable Player and also named to the league's All-Defensive Team.

Following the season, Hodgson was one of 30 assistant coaches nationally named to the 2016 Under Armour 30-under-30 Team by the National

Hodgson played two seasons at Jamestown Community College, serving as a two-year captain, before heading to the Fredonia State, where he finished his education and served as an assistant coach. He is the founder of the I-90 Elite AAU Basketball Team, assisting a number of players earning college scholarships.

Hodgson also has served as a counselor at a number of prestigious camps, including Duke, Maryland, West Virginia, Syracuse, Michigan State, amongst others. He has worked the Duke camp for the last six years.



COACHING/SUPPORT STAFF



ADAM BAUMAN

PositionDirector of Basketball
Operations

Experience Second Year

Alma Mater . Southern Illinois, '08

everybody I talked to, it was clear that Adam was someone who we needed here and the skill set that he brings will help this program build to another level. Adam has a tremendous work ethic and is ready for this opportunity and I think he will serve this role very well."

A 2008 graduate of Southern Illinois with a degree in kinesiology, Bauman was a student manager for the SIU basketball teams that won two regular-season Missouri Valley Conference titles and the 2006 league tournament. During his time in Carbondale, the Salukis garnered bids to three NCAA Tournaments and one NIT. He was a part of the 2007 SIU squad that advanced to the Sweet 16.

Adam Bauman begins his second year as Director of Basketball Operations. In his current role, Bauman is responsible for operational aspects of the men's basketball program, including budget management and scheduling team travel.

He then joined the staff at Arizona State as a graduate assistant coach, where he assisted with video production, player development and academic support.

Bauman comes to UB after spending the three years as Video Coordinator at Mississippi State.

In November of 2009, he took a job at Santa Clara, where in 2011 the Broncos won the CollegenInsider.com Postseason Tournament and finished with the second-most wins (24) in school history.

The Pontiac, Ill., native oversaw all video coordination for men's basketball at Mississippi State, while also maintaining the recruiting database. In addition, he was responsible for developing recruiting materials for the coaching staff, breaking down advanced scouting film, helping coordinate summer camps and assisting with on-campus recruiting.

Born on Oct. 22, 1985, Bauman is a 2004 graduate of Pontiac Township High School, where he lettered twice in basketball. As a senior, his team won the conference title, the program's first since the mid-80s.

"Adam is one of the best young minds in the business and we are extremely fortunate to have him joining our staff," said Oats. "After

Bauman is married to the former Beth Nathaniel of Akron, Ohio. The couple has two dogs, Mosley and Cali.

SUPPORT STAFF



Tom Fox
Video Coordinator



Andy Bliz
Athletic Training



Nate Harvey
Strength and Conditioning



Brian Wolff
Athletic Communications



Melanie Warren
Academic Advisor



Mary Meyer
Basketball Secretary



RAHEEM JOHNSON

31

Position Forward
 Height 6-10
 Weight 235
 Year R-Senior
 Hometown Detroit, MI
 High School Romulus
 Previous School Barton CC

2015-16: Redshirted the season after playing in one game before being shut down due to injury...scored four points and had seven rebounds at Iowa State (12/7).

2014-15: Saw action in all 33 games off the bench...led the Bulls in blocked shots with 37...scored a season-high 10 points at Ohio (1/24)...added eight points at St. Bonaventure (12/3) and Ball State (2/4)...had seven rebounds against Central Michigan (2/14)...had seven points and blocked a season-high four shots against Kent State (1/31)...had four rebounds in the MAC semifinals vs. Akron (3/13)...finished with four points on a pair of monster dunks against West Virginia in the NCAA Tournament (3/20).

Previous School: Played two seasons at Barton Community College, averaging 11.1 points, 8.3 rebounds and 2.2 blocks per game during his sophomore season...was named honorable mention KJCCC West Division All-Conference.

High School: Played for current UB head coach Nate Oats at Romulus High School in Michigan...graduated in 2012 where he helped lead the team to a 22-3 record and a perfect 8-0 league mark....Romulus was ranked third in the state during his senior year.

Personal: Born Jun. 21, 1993.



CAREER HIGHS

Points: _____ 10 at Ohio (1/24/15)
Rebounds: _____ 7 - twice
Field Goals: _____ 5 at Ohio (1/24/15)
3PT FG's: _____ 0
Free Throws: _____ 2 - four times
Assists: _____ 1- twice
Steals: _____ 1- five times
Blocks: _____ 4 vs. Kent State (1/30/15)



RAHEEM JOHNSON'S CAREER STATISTICS

Year	G-GS	FG-FGA	Pct.	3FG-FGA	Pct.	FT-FTA	Pct.	Reb.	Avg.	PF-DQ	A	TO	Blk.	St.	Pts.	Avg.
2014-2015	33-0	36-67	.537	0-0	.000	21-34	.618	82	2.5	78-2	3	24	37	11	93	2.8
2015-2016	1-0	2-4	.500	0-0	.000	0-0	.000	7	7.0	3-0	0	0	1	0	4	4.0
TOTALS	34-0	38-71	.535	0-0	.000	21-34	.618	89	2.6	81-2	3	24	38	11	97	2.9



BLAKE HAMILTON



PositionWing
 Height.....6-6
 Weight 205
 Year..... Senior
 Hometown..... Pasadena, CA
 High SchoolPasadena
 Previous School .. Mt. San Antonio



2015-16: Named to the All-MAC Third Team...finished second on the team in scoring at 13.1 points per game and led UB at 7.1 rebounds per contest...averaged over 20 points per game over his last six games of the year...scored a career high 24 points against Bowling Green (2/20)...finished with 22 points and 11 rebounds at Ohio (2/27) and had 20 points and a career-high 13 rebounds against Ohio (2/27)...scored 22 points in a win at Miami (OH) (1/19)...finished with six games overall where he scored at least 20 points... had his first career double with 16 points and 12 boards at Eastern Michigan (1/12)... second on the team with 43 three pointers this year...leads the Bulls with 134 made field goals...averaged 15.0 points per game during the MAC Tournament beginning with 11 points, 16 rebounds and seven assists vs. Miami (OH) (3/10)...the 16 rebounds were a career high and were the second most ever in a MAC Tournament game...added 20 points and five boards in the semifinals vs. Ohio (3/11)...scored 14 points and had 11 rebounds in MAC Championship vs. Akron (3/12), including the game-winning three pointer with 2.0 seconds to play...finished with 12 points and nine rebounds in the NCAA Tournament vs. Miami (FL) (3/17).

Junior College: Spent his sophomore year at Mt. San Antonio College, averaging 13.5 points and 6.4 rebounds per game...shot 61.5% from the field and 72.4% from the free throw line...named All-SCC North Division First Team...scored 24 points in two games during the season (East Los Angeles and El Camino-Compton Center).

Previous School: Played his freshman season at Northern Arizona...scored 11 points in a pair of games, including against PAC-12 member, Arizona.

High School: Played at Pasadena High School for head coach Tim Tucker...averaged 18.8 points, 12.0 rebounds and 4.0 assists per game during his senior season.

Personal: Born October 26, 1994...son of Kevin Hamilton and Jamie Jackson...has one brother (Bryce) and two sisters (Brittany and Kayla)... Hamilton's father played at UTEP under legendary head coach Don Haskins...says his greatest athletic achievement was winning a MAC Title...favorite food is french fries...lists his non-sports hero as his mother, Jamie...cousin of Daniel Hamilton, who played for UConn and was drafted in 2016 NBA Draft, and Jordan Hamilton, who was drafted in 2011.

CAREER HIGHS

- Points: _____ 24 vs. Bowling Green (2/20/16)
- Rebounds: _____ 16 vs. Miami (OH) (3/10/16)
- Field Goals: _____ 9 vs. Bowling Green (2/20/16)
- 3-Point FG's: _____ 4 - twice
- Free Throws: _____ 6 - three times
- Assists: _____ 8 - twice
- Steals: _____ 4 - four times
- Blocked Shots: _____ 3 - twice

2016-17 BUFFALO BULLS BASKETBALL



BLAKE HAMILTON'S CAREER STATISTICS

Year	G-GS	FG-FGA	Pct.	3FG-FGA	Pct.	FT-FTA	Pct.	Reb.	Avg.	PF-DQ	A	TO	Blk.	St.	Pts.	Avg.
2015-2016	34-24	152-334	.455	53-140	.379	88-119	.739	240	7.1	96-3	85	97	12	47	445	13.1
TOTALS	34-24	152-334	.455	53-140	.379	88-119	.739	240	7.1	96-3	85	97	12	47	445	13.1



WILLIE CONNER

2

PositionWing
 Height.....6-5
 Weight 200
 Year..... Senior
 Hometown..... Chicago, IL
 High SchoolRichard T. Crane
 Previous School Odessa CC



2015-16: Named to the All-MAC Defensive Team...third on the Bulls in scoring at 11.8 points per game...scored a career high 28 points against Ohio (2/27)...had 23 points and a season-high six assists against Delaware (12/29) and 22 points at Kent State (1/8)...had a stretch of five straight games scoring in double figures at the beginning of conference play...has gone 91-of-124 from the free throw line, including a 10-of-11 performance at Kent State (1/8)...recorded a season high four steals in the season opener against Pitt-Bradford (11/13)...named the MAC Tournament Most Valuable Player...opened tournament with 25 points, including a career-high six three pointers vs. Miami (OH) (3/10)...led the Bulls with 22 points against Ohio in the MAC Semifinals (3/11).

Junior College: Played at Odessa Community College for head coach Tra Arnold...averaged 18.0 points and 5.0 rebounds per game, while shooting 43.0% from three-point range and over 50.0% from the field.

Previous College: Played his freshman season at Florida A&M University...saw action in 27 games...recorded 11 points in the season opener at Rutgers and at Jacksonville.

High School: Graduated from Richard T. Crane High School in Chicago...led his team to a 19-8 record as a senior and averaged 20.0 points, 8.0 rebounds and 3.0 assists per game...set the single-season three pointer record with 100...named conference player of the year in 2009-10...named the most valuable player of the Chicago United Hoops Classics.

Personal: Born May 6, 1993...full name is Willie James Conner 3rd...son of Willie James Conner and Lakisha Lavern Hunter...has three brothers (Brian Reed, Tyreon Hunter, Tyrone Hunter) and two sisters (Tysnisha Conner, Kynedil Conner)...wants to become a SWAT agent and build a non-profit organization back in Chicago....chose UB because of the coaching staff...would like to break the school record for three-pointers.

CAREER HIGHS

Points: 28 at Ohio (2/27/16)
 Rebounds:7 vs. Akron (1/5/16)
 Field Goals: 11 at Ohio (2/27/16)
 3-Point FG's: 6 vs. Miami (OH) (3/10/16)
 Free Throws: 10 at Kent State (1/8/16)
 Assists:6 vs. Delaware (12/29/15)
 Steals:4 vs. Pitt-Bradford (11/13/15)
 Blocked Shots:3 vs. Miami (OH) (3/1/16)



WILLIE CONNER'S CAREER STATISTICS

Year	G-GS	FG-FGA	Pct.	3FG-FGA	Pct.	FT-FTA	Pct.	Reb.	Avg.	PF-DQ	A	TO	Blk.	St.	Pts.	Avg.
2015-2016	35-34	133-291	.457	48-140	.343	99-135	.733	81	2.3	77-1	40	48	11	30	413	11.8
TOTALS	35-34	133-291	.457	48-140	.343	99-135	.733	81	2.3	77-1	40	48	11	30	413	11.8



DAVID KADIRI

4

Position Forward
 Height.....6-8
 Weight 210
 Year..... Senior
 Hometown.....Laurel, MD
 High School Coolidge
 Previous School ...South Plains CC

2015-16: Played in 30 games, including four starts...scored a career-high 13 points at Eastern Michigan (1/12) and added 12 points at Miami (1/19)...added 10 points at Akron (2/16)...has recorded at least four rebounds nine times including a career-high seven rebounds against Delaware (12/29)...tied for the team lead with 20 blocked shots, including three blocks against Binghamton (12/19), Montana St. (12/26) and Toledo (2/9)...had four points in MAC Semifinal vs. Ohio (3/11).

Junior College: Played at South Plains Junior College, where his team finished as national runners up in 2015...had 13 points, 14 rebounds and eight blocked shots in the championship game...scored 32 points on 16-of-21 shooting and added 17 rebounds vs. Wayland Baptist.

Previous School: Attended UMBC as a freshman and played in 27 games, making 10 starts....had 13 points in a game vs. Albany.

High School: Played at Coolidge High School for head coach Vaughn Jones...averaged 13.5 points during his senior year, helping his team to a 26-5 record...won a league title, while becoming the first D.C. school to ever win a State Championship...was named Most Valuable Player.

Personal: Born January 26, 1995...full name is David Joel Kadiri...son of Dennis and Venessa Kadiri...has one brother (Daniel) and one sister (Deborah)...also enjoys soccer... favorite athlete is LeBron James...chose UB because of the opportunity to be successful... wants to set numerous records while at UB.



CAREER HIGHS

Points: 13 at Eastern Michigan (1/12/16)
 Rebounds: 7 vs. Delaware (12/29/15)
 Field Goals: 5 at Miami (OH) (1/19/16)
 3-Point FG's: 0
 Free Throws: 7 at Eastern Michigan (1/12/16)
 Assists: 1 - twice
 Steals: 1 - three times
 Blocked Shots: 3 - three times

2016-17 BUFFALO BULLS BASKETBALL



DAVID KADIRI'S CAREER STATISTICS

Year	G-GS	FG-FGA	Pct.	3FG-FGA	Pct.	FT-FTA	Pct.	Reb.	Avg.	PF-DQ	A	TO	Blk.	St.	Pts.	Avg.
2015-2016	30-4	42-71	.592	0-0	.000	28-42	.667	64	2.1	65-2	2	13	20	2	112	3.7
TOTALS	30-4	42-71	.592	0-0	.000	28-42	.667	64	2.1	65-2	2	13	20	2	112	3.7



CHRISTIAN PINO

23

Position Guard
 Height 5-7
 Weight 145
 Year Junior
 Hometown Detroit, MI
 High School Romulus
 Previous School Arizona St.

2015-16: Played in 10 games off the bench...recorded his first career block and also had an assist in the season opener vs. Pitt-Bradford (11/13)...saw action in the MAC Quarterfinal vs. Miami (OH) (3/10).

2014-15: Saw action in 11 games off the bench...hit a pair of free throws at Binghamton (12/30) and scored two points against Kent State (1/30)...recorded an assist against Central Michigan (2/14).

Previous School: Redshirted his freshman season at Arizona State before transferring to Buffalo.

High School: Earned four letters at Romulus High School for current UB head coach Nate Oats...helped lead his team to a 27-1 record during his senior year and a State Championship in 2013.

Personal: Born Oct. 3, 1994... Son of Jeanette Avila and Ben Pino...has one brother (BJ) and two sisters (Amanda and Erika)...also enjoys football and soccer...lists his favorite food as steak...the person in history that he would like to meet is Achilles...people say the celebrity he looks most like is Cristiano Ronaldo.



CAREER HIGHS

Points: 2 - twice
 Rebounds: 0
 Field Goals: 1 vs. Kent State (1/30/15)
 3-Point FG's: 0
 Free Throws: 2 at Binghamton (12/30/14)
 Assists: 1 - twice
 Steals: 0
 Blocked Shots: 1 vs. Pitt-Bradford (11/13/15)

2016-17 BUFFALO BULLS BASKETBALL



CHRISTIAN PINO'S CAREER STATISTICS

Year	G-GS	FG-FGA	Pct.	3FG-FGA	Pct.	FT-FTA	Pct.	Reb.	Avg.	PF-DQ	A	TO	Blk.	St.	Pts.	Avg.
2014-2015	11-0	1-3	.333	0-0	.000	2-4	.500	0	0.0	2-0	1	2	0	0	4	0.4
2015-2016	10-0	0-6	.000	0-4	.000	0-0	.000	0	0.0	2-0	1	2	1	0	0	0.0
TOTALS	21-0	1-9	.111	0-4	.000	2-4	.500	0	0.0	2-0	2	4	1	0	4	0.2



IKENNA SMART

34

PositionForward
 Height.....6-10
 Weight 235
 Year.....Sophomore
 Hometown...Umuahia, Abia, Nigeria
 High School ..New Garden Friends

2015-16: Played in all 35 games during the season, starting 31 of those contests... finished with 11 points and seven rebounds against Kent State (2/23)...recorded a career-high 10 rebounds at Miami (1/19)...has scored nine points twice this season including Akron (1/5) and Central Michigan (1/16)...had six points and seven rebounds vs. Miami (OH) (3/10)...pulled down eight rebounds in the MAC Championship, including six offensive boards vs. Akron (3/12).

2014-15: Redshirted his freshman season.

High School: Played for head coach Dave Secor at New Garden Friends School in Greensboro, NC..led his team to a 17-11 record as a season as he averaged 13 points, 13 rebounds and two blocks per game...set his high school record for single-season rebounding with 300 and he also set the record for blocked shots.

Personal: Born September 23, 1995... Son of Smart and Comfort Amaobi...has three brothers (Osinachi, Godsent, Lucky) and one sister (Blessing)...host family is Nick and Cinda Purrington and brothers (Alfred, Charles, Joel)...originally a native of Nigeria...lists his favorite athlete at Hakeem Olajuwon...favorite music is reggae and enjoys playing the piano...chose UB because he felt it was a good program that he could fit into...says his greatest athletic experience has been winning back-to-back MAC Championships... also enjoys listening to music and playing soccer.



CAREER HIGHS

- Points: _____ 11 vs. Kent State (2/23/16)
- Rebounds: _____ 10 at Miami (OH) (1/19/16)
- Field Goals: _____ 4 - twice
- 3-Point FG's: _____ 0
- Free Throws: _____ 5 vs. Kent State (2/23/16)
- Assists: _____ 2 vs. Pitt-Bradford (11/13/15)
- Steals: _____ 2 at Iowa State (12/7/15)
- Blocked Shots: _____ 3 vs. Central Michigan (1/16/16)

2016-17 BUFFALO BULLS BASKETBALL



IKENNA SMARTS'S CAREER STATISTICS

Year	G-GS	FG-FGA	Pct.	3FG-FGA	Pct.	FT-FTA	Pct.	Reb.	Avg.	PF-DQ	A	TO	Blk.	St.	Pts.	Avg.
2015-2016	35-30	46-85	.541	0-0	.000	21-36	.583	151	4.3	113-6	5	31	21	9	113	3.2
TOTALS	35-30	46-85	.541	0-0	.000	21-36	.583	151	4.3	113-6	5	31	21	9	113	3.2



CJ MASSINBURG

5

Position Guard
 Height 6-3
 Weight 190
 Year Sophomore
 Hometown Dallas, TX
 High School South Oak Cliff

2015-16: Named to the All-MAC Freshman Team...Played in all 35 games, including seven starts...fourth on the team in scoring at 11.3 points per game...third on the squad in three pointers going 44-of-113 (.389)...scored a career-high 36 points against Ohio (2/12) the most points ever scored in a game by a UB freshman...the 36 points are also tied for 10th in school history and the seventh most by a freshman nationally this year... had 21 points at Akron (2/16) and 21 points two games later in a win over Kent State (2/23)...scored 17 points off the bench at Duke (12/5)...has scored in double figures in 11 of the last 14 games leading into the NCAA Tournament...named to the MAC All-Tournament...scored 10 points and seven rebounds vs. Miami (OH) (3/10)...had a career-high nine rebounds vs. Ohio (3/11)...scored a game-high 18 points and added seven rebounds in the MAC Championship vs. Akron (3/12)...had 11 points against Miami (FL) in the NCAA Tournament (3/17).

High School: Played at South Oak Cliff High School for head coach James Mays II...led his team to a 31-8 record as a senior, averaging 22.3 points, 4.0 assists and 6.0 rebounds per game...was named District Offensive MVP, All-State 5A, as well as All-Region and All-Area honors...was named the Most Valuable Player of the Dallas vs. Tarrant County All-Star Game...scored 42 points in one game against Spruce High School.

Personal: Born April 14, 1997...full name is Christian Jalon Massinburg...son of Russell and Karen Massinburg...has one brother (Russell Jr.) and one sister (India)...also enjoys playing the piano, drums and guitar...favorite foods are pizza and quesadillas....celebrity most people say he looks like is Anthony Davis.



CAREER HIGHS

Points:36 vs. Ohio (2/12/16)
 Rebounds: 9 vs. Ohio (3/11/16)
 Field Goals:11 vs. Ohio (2/12/16)
 3-Point FG's: 4 - three times
 Free Throws:11 at Northern Illinois (2/2/16)
 Assists: 5 - twice
 Steals: 4 - three times
 Blocked Shots: 2 - twice

2016-17 BUFFALO BULLS BASKETBALL



CJ MASSINBURG'S CAREER STATISTICS

Year	G-GS	FG-FGA	Pct.	3FG-FGA	Pct.	FT-FTA	Pct.	Reb.	Avg.	PF-DQ	A	TO	Blk.	St.	Pts.	Avg.
2015-2016	35-7	123-275	.447	44-113	.389	106-141	.752	144	4.1	68-1	60	49	15	40	396	11.3
TOTALS	35-7	123-275	.447	44-113	.389	106-141	.752	144	4.1	68-1	60	49	15	40	396	11.3



NICK PERKINS

33

PositionForward
 Height.....6-8
 Weight 260
 Year.....Sophomore
 Hometown.....Ypsilanti, MI
 High School Milan

2015-16: Played in all 35 games and started five contests during his freshman season... averaged 7.6 points and 4.3 rebounds per game...scored 17 points on 6-of-9 shooting against Toledo (2/9)...had 15 points, including the game-winning dunk in overtime against Canisius (11/28)...added 14 points at Northern Illinois (2/2) and had 13 points in the win over Kent State (2/23)...scored 11 points and hit 3 three-pointers against Bowling Green (3/4)...recorded a career-high 13 rebounds at Eastern Michigan (1/12)...had 14 points including 3-for-3 from behind the arc in the MAC Semifinal vs. Ohio (3/11)...had the best game of his season with a career-high 20 points, including four three-pointers off the bench in the NCAA Tournament game vs. Miami (FL) (3/17)...became the first UB player to ever score 20 points in an NCAA Tournament game.

High School: Captained two years for head coach Chris Pope at Milan High School... lwon four league titles, four district titles, two regional titles and one state crown... went 22-3 as a senior, while averaging 18.0 points and 10.0 rebounds...scored over 1,000 points in his career and was named All-State in all four years of high school... played AAU for The Program Elite.

Personal: Born October 15, 1996...son of Dwane Williams and Judith Coleman...has three brothers (Josh, Mike, Chris) and four sisters (Melanie, Bee, Shelby, Charice)... favorite athlete is Kobe Bryant and favorite food is fried chicken...chose UB because of its diverse culture and the basketball program...person in history he'd most like to meet would be Michael Jordan.



CAREER HIGHS

Points: 20 vs. Miami (FL) (3/17/16)
 Rebounds: 13 at Eastern Michigan (1/12/16)
 Field Goals: 6 - three times
 3-Point FG's:4 vs. Miami (FL) (3/17/16)
 Free Throws:5 vs. Canisius (11/28/15)
 Assists: 2 vs. Delaware (12/29/15)
 Steals: 1 - nine times
 Blocked Shots: 2 - three times

2016-17 BUFFALO BULLS BASKETBALL



NICK PERKINS' CAREER STATISTICS

Year	G-GS	FG-FGA	Pct.	3FG-FGA	Pct.	FT-FTA	Pct.	Reb.	Avg.	PF-DQ	A	TO	Blk.	St.	Pts.	Avg.
2014-2015	35-5	96-219	.438	32-97	.330	41-71	.577	150	4.3	87-4	11	48	14	9	265	7.6
TOTALS	35-5	96-219	.438	32-97	.330	41-71	.577	150	4.3	87-4	11	48	14	9	265	7.6



NIKOLA RAKICEVIC

42

PositionWing
 Height.....6-5
 Weight 185
 Year.....Sophomore
 Hometown.... Smederevska Palanka, Serbia
 High SchoolE-Gimnazija Novi Sad

2015-16: Played in 20 games during the season, all off the bench...scored a career-high 14 points and added five points against Delaware (12/29)...recorded a career-best seven rebounds in the season opener against Pitt-Bradford (11/13)...has hit four three pointers this season including going 2-of-4 against Central Michigan (1/16)...had a pair of assists in back-to-back games against CMU (1/16) and at Miami (1/19).

High School: Attended E-Gimnazija Novi Sad in Serbia...was named to the All-Tournament Team at the U17 World Championships, averaging 12.4 points and 5.7 rebounds per game...scored 19 points against the USA and 17 against China...has also played for KK Crvena Zvezda Junior Team out of Belgrade, Serbia.

Personal: Born January 14, 1997... son of Sasa and Jasmina Rakicevic...has one sister, Jasmina...favorite athlete is Kobe Bryant...favorite TV show is The Simpsons...chose UB because it was the best fit both as a student and basketball player...wants to set the single-game three-point record at UB...changed his number to #42 for his sophomore season to honor his mother.



CAREER HIGHS

Points: 14 vs. Delaware (12/29/15)
 Rebounds:7 vs. Pitt-Bradford (11/13/15)
 Field Goals: 5 vs. Delaware (12/29/15)
 3-Point FG's:2 vs. Central Michigan (1/16/16)
 Free Throws: 3 vs. Delaware (12/29/15)
 Assists:2 vs. Central Michigan (1/16/16)
 Steals: 2 - twice
 Blocked Shots:1 vs. Pitt-Bradford (11/13/15)



NIKOLA RAKICEVIC'S CAREER STATISTICS

Year	G-GS	FG-FGA	Pct.	3FG-FGA	Pct.	FT-FTA	Pct.	Reb.	Avg.	PF-DQ	A	TO	Blk.	St.	Pts.	Avg.
2015-2016	20-0	15-30	.500	4-10	.400	6-11	.545	30	1.6	9-0	9	10	1	6	40	2.0
TOTALS	20-0	15-30	.500	4-10	.400	6-11	.545	30	1.6	9-0	9	10	1	6	40	2.0



DONTAY CARUTHERS

22

Position Guard
 Height.....6-1
 Weight 195
 Year..... R-Sophomore
 Hometown.....Rochester, NY
 High School East
 Previous School ... Midland/Indian Hills

Previous School: Spent his freshman season at Midland CC under assistant coach Bryan Hodgson...played in 30 games, starting 26 of them...averaged 10.1 points per game and 5.0 assists per contest...scored a career-high 27 points against Clarendon...sat out his sophomore season at Indian Hills CC due to injury.

High School: Played at East High School in Rochester, NY under head coach Darryl Barley...was named the Greater Rochester Player of the Year and named Class A first-team All-State after averaging 28.2 points, 6.0 rebounds, and 5.0 assists per game during his senior season...opened his senior year with back-to-back 50-point games, including 53 points against Edison.

Personal: Born June 23, 1995...full name is Dontay Latrai Caruthers...son of Donnell Caruthers and Loretha Hawkins...has five brothers (Donnell, Brandon, Quinton, Christopher, Shamir)...majoring in communications with goal of being a sports broadcaster on ESPN...favorite athlete is Chris Paul and favorite foods are lasagna and garlic bread...favorite television show is Spongebob Squarepants...chose UB because it is close to home and has a family culture...cousin of UB's all-time leading scorer Javon McCrea...wants to break the assists records while at Buffalo...if he could visit anywhere in the world, it would be Dubai...chose his uniform number because he has been wearing it his whole life since his big brother, Brandon.



JAMES JONES

1

Position Guard
 Height.....6-4
 Weight 177
 Year..... Freshman
 Hometown.....Chicago, IL
 High School Bogan

High School: Played for head coach Arthur Goodwin at William J Bogan High School in Chicago...was named first-team Sun-Times All-City and was also listed as 11th best player in the state of Illinois by Prep Hoops Illinois...scored 31 points,including nine three pointers, in the championship of the Riverside-Brookfield Shootout as a junior.

Personal: Born April 19, 1997...nickname is Jizzle...son of James Jones and Nicole Williams...has one brother and three sisters...enjoys watching hockey and doing "a little singing"...favorite athlete is Dwayne Wade...lists his greatest athletic experience as winning a city championship...says his dream as a college athlete is to be a role model for those that look up to him...if he could visit anywhere in the world, it would be South Africa.



PLAYER PROFILES



DAVONTA JORDAN

3

Position Guard
 Height6-2
 Weight 185
 Year Freshman
 Hometown..... Cocoa, FL
 High School . Montverde Academy

High School: Played his senior season for head coach Kevin Boyle at Montverde Academy where he averaged 8.0 points and 5.0 assists per game as starting point guard...was ranked as the ninth best high school player out of Florida and the 30th best point guard nationally by ESPN.com...his team was ranked first in the entire state by Maxpreps...played his first three years at Florida Air Academy, leading all of Florida Class 3A in assists during his sophomore and junior seasons.

Personal: Born May 12, 1997...son of Cedric and Shirley Bailey...has four brothers and four sisters...favorite athlete is Russell Westbrook and favorite food is fried chicken...chose UB because of the style of play and the great coaching staff...says his favorite quote is "hard work beats talent, when talent doesn't work hard."



GRAHAM DOLAN

10

Position Guard
 Height6-5
 Weight 172
 Year Freshman
 Hometown..... Williamsville, NY
 High School ... Williamsville South

High School: Earned four letters and captained two seasons for head coach Gabe Michael at Williamsville South High School... went 22-4 during his season year as he averaged 14.5 points, 6.5 rebounds and 2.3 assists per game...named third-team All-Western New York by *The Buffalo News*...won the Section IV Class A Championship during his senior year... was voted first-team ECIC II and second-team All-ECIC...was also a member of the Williamsville South golf team.

Personal: Born March 13, 1998...son of Michael and Kristen Dolan...has one brother (Greg) and two sisters (Hannah, Gretchen)...favorite food is pulled port and his favorite television shows are Friends, The Blacklist, and The Office...chose UB because it is close to home and it was the best place for him to further is athletic and academic career...his mom Kristen played basketball at Canisius...if he could visit anywhere in the world, it would be Greece.



QUATE MCKINZIE

24

Position Forward
 Height 6-8
 Weight 195
 Year Freshman
 Hometown Burgaw, NC
 High School Harrels Christian Academy

High School: Played his final three seasons at Harrels Christian Academy following his freshman year at Pender High School... ranked the 11th best player in the state of North Carolina and the 42nd best power forward nationally by ESPN.com... named the Coastal Rivers Conference Player of the Year as a senior and was named All-Conference in all three of his seasons at Harrels... has also been named the CRC Tournament Most Valuable Player.

Personal: Born May 22, 1997... nickname is Q... son of George McKinzie and Wanda Beal... has three brothers (Zion, Jordan, La'Monty) and one sister (Nana)... favorite athlete is Paul George and his favorite food is Chicken Alfredo... chose UB because of the coaching staff and the style of play... says his great athletic experience is playing on the CP3 AAU team... chose his jersey number of #24 because it is the same number he has worn since high school.



BROCK BERTRAM

41

Position Center
 Height 6-11
 Weight 250
 Year Freshman
 Hometown Apple Valley, MN
 High School Apple Valley

High School: Earned four letters and captained two seasons for head coach Zach Gorring at Apple Valley High School... averaged 15.0 points and 10.0 rebounds per game as his team went 32-1 as a senior... was a two-time state champion and a four-time conference champion... named a finalist for Mr. Basketball in the state of Minnesota and went 118-7 over his four years at Apple Valley.

Personal: Born March 10, 1998... son of James and Jill Bertram... has one brother (Hunter) and one sister (Bailey)... also enjoys football and baseball... favorite athlete is Kevin Garnett... favorite movie is Space Jam... chose Buffalo because it was the best place for him to succeed both on and off the court... says the toughest opponent he ever faced was Jahlil Okafor... chose #41 because it was his mom's number in high school.

2016-17 BUFFALO BULLS BASKETBALL



2015-16 RESULTS

2015-16 Results

(Record: 20-15 Overall; 10-8 Mid-American; Home: 10-5; Away: 5-9; Neutral: 5-1)

Date	Opponent	Score	Att.	High Points	High Rebounds
11/13/15	PITT-BRADFORD	W 109-49	3112	(25)WIGGINTON, Rodell	(10)WIGGINTON, Rodell
11/16/15	at Old Dominion	58-77 L	6906	(12)SKEETE, Jarryn	(5)HAMILTON, Blake (5)SKEETE, Jarryn
11/18/15	at Saint Joseph's	67-89 L	3451	(14)HAMILTON, Blake	(7)HAMILTON, Blake
11/21/15	vs NCATM	W 86-68	4507	(19)WIGGINTON, Rodell	(11)WIGGINTON, Rodell
11/22/15	vs VERMONT	W 77-71	3813	(20)BEARDEN, Lamonte	(7)HAMILTON, Blake
11/28/15	CANISIUS	Wot 98-96	3112	(18)BEARDEN, Lamonte	(8)WIGGINTON, Rodell
12/2/15	ST. BONAVENTURE	58-60 L	4192	(16)WIGGINTON, Rodell	(10)WIGGINTON, Rodell
12/5/15	at Duke	59-82 L	9314	(17)MASSINBURG, CJ	(9)SMART, Ikenna
12/7/15	at Iowa State	63-84 L	14130	(16)SKEETE, Jarryn	(7)JOHNSON, Raheem
12/12/15	BINGHAMTON	W 80-64	3031	(17)MASSINBURG, CJ	(11)WIGGINTON, Rodell
12/19/15	MONTANA ST.	W 80-73	2384	(18)BEARDEN, Lamonte	(8)WIGGINTON, Rodell
12/22/15	at VCU	69-90 L	7637	(17)WIGGINTON, Rodell	(9)WIGGINTON, Rodell
12/29/15	DELAWARE	W 99-79	3212	(23)CONNER, Willie	(7)PERKINS, Nick (7)KADIRI, David
1/5/16	*AKRON	71-75 L	2226	(16)CONNER, Willie	(7)CONNER, Willie
01/08/16	*at Kent State	W 76-67	3522	(22)CONNER, Willie	(8)WIGGINTON, Rodell
01/12/16	*at Eastern Michigan	69-81 L	1333	(16)HAMILTON, Blake	(13)PERKINS, Nick
1/16/16	*CENTRAL MICHIGAN	W 74-61	3547	(14)HAMILTON, Blake	(9)HAMILTON, Blake
01/19/16	*at Miami University	W 77-60	1221	(22)HAMILTON, Blake	(10)SMART, Ikenna
1/23/16	*at Western Michigan	71-91 L	3079	(17)CONNER, Willie	(8)HAMILTON, Blake
1/26/16	*BALL STATE	W 76-64	3522	(18)BEARDEN, Lamonte	(9)HAMILTON, Blake
01/30/16	*at TOLEDO	W 73-68	5041	(17)HAMILTON, Blake	(8)WIGGINTON, Rodell
02/02/16	*at Northern Illinois	W 90-78	1494	(23)BEARDEN, Lamonte	(7)BEARDEN, Lamonte (7)PERKINS, Nick (7)HAMILTON, Blake
2/6/16	*EASTERN MICHIGAN	W 80-70	3417	(14)BEARDEN, Lamonte (14)HAMILTON, Blake	(9)HAMILTON, Blake
2/9/16	*TOLEDO	69-71 L	2706	(17)PERKINS, Nick	(6)SKEETE, Jarryn
2/12/16	*OHIO	75-94 L	2702	(36)MASSINBURG, CJ	(6)HAMILTON, Blake
2/16/16	*at Akron	70-80 L	3069	(21)MASSINBURG, CJ	(8)HAMILTON, Blake
2/20/16	*BOWLING GREEN	W 88-74	3397	(24)HAMILTON, Blake	(7)HAMILTON, Blake
2/23/16	*KENT STATE	W 87-70	3284	(21)MASSINBURG, CJ	(7)SMART, Ikenna
02/27/16	*at Ohio	96-103 Lot	7221	(28)CONNER, Willie	(11)HAMILTON, Blake
3/1/16	*MIAMI UNIVERSITY	59-67 L	4798	(20)HAMILTON, Blake	(13)HAMILTON, Blake
03/04/16	*at Bowling Green	W 87-83	2189	(20)HAMILTON, Blake (20)BEARDEN, Lamonte	(5)PERKINS, Nick (5)HAMILTON, Blake (5)BEARDEN, Lamonte
03-10-16	#vs Miami	W 94-81	2311	(25)CONNER, Willie	(16)HAMILTON, Blake
03-11-16	#vs Ohio	W 88-74	6427	(22)CONNER, Willie	(9)WIGGINTON, Rodell (9)MASSINBURG, CJ
03-12-16	#vs Akron	W 64-61	6719	(18)MASSINBURG, CJ	(11)HAMILTON, Blake
3/17/16	vs Miami (FL)	72-79 L		(20)PERKINS, Nick	(9)HAMILTON, Blake

* - Conference game

Attendance Summary	Games	Attend	Avg/Game
Home	15	48642	3243
Away	14	69607	4972
Neutral	6	23777	3963
Total	35	142026	4058



2016-17 BUFFALO BULLS BASKETBALL

2015-16 STATISTICS

2015-16 Results

(Record: 20-15 Overall; 10-8 Mid-American; Home: 10-5; Away: 5-9; Neutral: 5-1)

##	Player	gp-gs	min	avg	Total		3-Point		F-Throw		Rebounds				pf	dq	a	to	blk	stl	pts	avg
					fg-fga	fg%	3fg-fga	3fg%	ft-fga	ft%	off	def	tot	avg								
01	BEARDEN, Lamonte	30-27	897	29.9	132-312	.423	16-64	.250	132-172	.767	22	66	88	2.9	76	1	125	68	8	47	412	13.7
00	HAMILTON, Blake	34-24	900	26.5	152-334	.455	53-140	.379	88-119	.739	45	195	240	7.1	96	3	85	97	12	47	445	13.1
02	CONNER, Willie	35-34	1013	28.9	133-291	.457	48-140	.343	99-135	.733	25	56	81	2.3	77	1	40	48	11	30	413	11.8
03	MASSINBURG, CJ	35-7	885	25.3	123-275	.447	44-113	.389	106-141	.752	43	101	144	4.1	68	1	60	49	15	40	396	11.3
10	SKEETE, Jarryn	35-34	974	27.8	87-275	.316	61-185	.330	40-57	.702	21	90	111	3.2	76	1	78	46	2	31	275	7.9
33	PERKINS, Nick	35-5	671	19.2	96-219	.438	32-97	.330	41-71	.577	40	110	150	4.3	87	4	11	48	14	9	265	7.6
20	WIGGINTON, Rodell	33-10	589	17.8	86-188	.457	5-21	.238	55-83	.663	61	113	174	5.3	73	3	24	58	18	18	232	7.0
31	JOHNSON, Raheem	1-0	16	16.0	2-4	.500	0-0	.000	0-0	.000	2	5	7	7.0	3	0	0	0	1	0	4	4.0
04	KADIRI, David	30-4	354	11.8	42-71	.592	0-0	.000	28-42	.667	33	31	64	2.1	65	2	2	13	20	2	112	3.7
34	SMART, Ikenna	35-30	546	15.6	46-85	.541	0-0	.000	21-36	.583	63	88	151	4.3	113	6	5	31	21	9	113	3.2
21	RAKICEVIC, Nikola	20-0	167	8.4	15-30	.500	4-10	.400	6-11	.545	12	18	30	1.5	9	0	9	10	1	6	40	2.0
15	DISALVO, Zac	4-0	6	1.5	1-3	.333	0-2	.000	0-0	.000	3	0	3	0.8	2	0	1	0	0	0	2	0.5
24	PINO, Christian	10-0	17	1.7	0-6	.000	0-4	.000	0-0	.000	0	0	0	0.0	2	0	1	2	1	0	0	0.0
Team																						
Total.....		35	7050		915-2096	.437	263-776	.339	616-867	.710	425	937	1362	38.9	749	22	441	475	124	240	2709	77.4
Opponents.....		35	7050		906-2098	.432	256-755	.339	566-790	.716	379	894	1273	36.4	720	22	458	464	117	197	2634	75.3

2015-16 Mid-American Conference Statistics

(Record: 10-8 Mid-American; Home: 5-4 Away: 5-4)

##	Player	gp-gs	min	avg	Total		3-Point		F-Throw		Rebounds				pf	dq	a	to	blk	stl	pts	avg
					fg-fga	fg%	3fg-fga	3fg%	ft-fga	ft%	off	def	tot	avg								
00	HAMILTON, Blake	18-18	508	28.2	90-188	.479	30-79	.380	51-71	.718	25	107	132	7.3	54	3	47	57	10	26	261	14.5
01	BEARDEN, Lamonte	13-11	397	30.5	61-129	.473	7-27	.259	55-75	.733	10	33	43	3.3	33	0	62	36	5	26	184	14.2
02	CONNER, Willie	18-18	543	30.2	73-152	.480	25-73	.342	59-75	.787	17	32	49	2.7	45	1	14	29	10	11	230	12.8
03	MASSINBURG, CJ	18-5	468	26.0	63-142	.444	22-54	.407	61-82	.744	23	52	75	4.2	35	0	31	31	8	22	209	11.6
33	PERKINS, Nick	18-1	338	18.8	50-111	.450	14-48	.292	21-34	.618	21	60	81	4.5	47	3	5	23	5	1	135	7.5
10	SKEETE, Jarryn	18-18	503	27.9	39-136	.287	26-89	.292	23-35	.657	11	52	63	3.5	42	1	50	23	2	22	127	7.1
20	WIGGINTON, Rodell	16-2	261	16.3	35-83	.422	2-9	.222	21-28	.750	28	45	73	4.6	38	3	9	22	6	5	93	5.8
04	KADIRI, David	17-3	213	12.5	24-40	.600	0-0	.000	19-32	.594	18	19	37	2.2	40	1	1	6	9	0	67	3.9
34	SMART, Ikenna	18-14	305	16.9	27-45	.600	0-0	.000	13-24	.542	30	46	76	4.2	57	3	2	16	9	6	67	3.7
15	DISALVO, Zac	1-0	1	1.0	1-1	1.000	0-0	.000	0-0	.000	1	0	1	1.0	0	0	0	0	0	0	2	2.0
21	RAKICEVIC, Nikola	10-0	81	8.1	5-11	.455	2-7	.286	1-4	.250	0	6	6	0.6	5	0	6	7	0	1	13	1.3
24	PINO, Christian	5-0	7	1.4	0-2	.000	0-1	.000	0-0	.000	0	0	0	0.0	1	0	0	1	0	0	0	0.0
Team																						
Total.....		18	3625		468-1040	.450	128-387	.331	324-460	.704	204	480	684	38.0	398	15	227	252	64	120	1388	77.1
Opponents.....		18	3625		467-1065	.438	126-379	.332	297-418	.711	188	441	629	34.9	377	10	231	231	57	110	1357	75.4

2016-17 BUFFALO BULLS BASKETBALL



2015-16 MAC STANDINGS/AWARDS

2015-16 Mid-American Conference Final Standings

EAST DIVISION					Overall			
School	W-L	Pct.	PF	PA	W-L	Pct.	PF	PA
Akron	13-5	.722	78.1	71.3	26-9	.743	76.6	68.0
Ohio	11-7	.611	77.4	76.1	23-12	.657	78.5	74.8
Buffalo	10-8	.556	77.1	75.4	20-15	.571	77.4	75.3
Kent State	10-8	.556	72.2	73.8	19-13	.594	73.8	72.4
Miami (OH)	6-12	.333	61.2	69.2	13-20	.394	63.3	68.2
Bowling Green	5-13	.278	69.7	75.8	16-18	.471	70.6	72.3

WEST DIVISION					Overall			
School	W-L	Pct.	PF	PA	W-L	Pct.	PF	PA
Ball State	10-8	.556	72.3	69.8	21-14	.600	70.8	66.8
Central Michigan	10-8	.556	75.2	72.6	17-16	.515	75.6	72.8
Northern Illinois	9-9	.500	71.1	71.2	21-13	.618	72.4	67.2
Eastern Michigan	9-9	.500	78.4	79.4	18-15	.545	77.4	74.5
Toledo	8-10	.444	75.2	71.7	17-15	.531	77.6	71.4
Western Michigan	7-11	.389	73.4	75.1	13-19	.406	73.2	73.5

All-MAC Men's Basketball All-Conference Teams

First Team	School
Isaiah Johnson, C	Akron
Chris Fowler, G	Central Michigan
Jimmy Hall, F	Kent State
Antonio Campbell, C	Ohio
Nathan Boothe, F/C	Toledo

Second Team	School
Reggie McAdams, F	Akron
Franko House, F	Ball State
James Thompson IV, C	Eastern Michigan
Jaaron Simmons, G	Ohio
Thomas Wilder, G	Western Michigan

Third Team	School
Lamonte Bearden, G	Buffalo
Blake Hamilton, W	Buffalo
Braylon Rayson, G	Central Michigan
Marin Maric, C	Northern Illinois
Jonathan Williams, G	Toledo

Honorable Mention	School
Antino Jackson, G	Akron
Spencer Parker, F	Bowling Green
Raven Lee, G	Eastern Michigan
Eric Washington, G	Miami
Geovonie McKnight, G	Miami

All-Freshman Team	School
Josh Williams, G	Akron
CJ Massinburg, G	Buffalo
James Thompson IV, C	Eastern Michigan
Marshawn Wilson, G	Northern Illinois
Jordan Dartis, G	Ohio

All-Defensive Team	School
Franko House, F	Ball State
Willie Conner, W	Buffalo
Tim Bond, F	Eastern Michigan
Khaliq Spicer, C	Kent State
Aaric Armstead, G	Northern Illinois

Individual Honors

Coach of the Year:
Keith Dambrot, Akron

Player of the Year:
Antonio Campbell, Ohio

Defensive Player of the Year:
Khaliq Spicer, Kent State

Freshman of the Year:
James Thompson IV, Eastern Michigan

Sixth Man of the Year:
Isaiah Johnson, Akron

2015-16 Award Winners



Blake Hamilton
All-MAC Third Team



Lamonte Bearden
All-MAC Third Team
All-Tournament Team



CJ Massinburg
All-MAC Freshman Team
All-Tournament Team



Willie Conner
All-Defensive Team
MAC Tournament MVP



2016-17 BUFFALO BULLS BASKETBALL

MAC HISTORY

All-Time MAC Standings (Conference Games)

School	Seasons	Wins	Losses	Pct.
Akron	22	210	190	.556
Ball State	40	351	326	.518
Bowling Green	62	484	441	.523
Buffalo	17	124	168	.425
Central Michigan	43	281	442	.389
Eastern Michigan	42	304	389	.439
Kent State	64	456	507	.474
Miami	68	616	379	.619
Northern Illinois	29	198	295	.402
Ohio	69	662	448	.596
Toledo	64	527	438	.546
Western Michigan	68	469	523	.473

All-Time MAC Tournament Records

School (Titles)	Appearances	Wins	Losses	Pct.
Akron (3)	18	24	15	.615
Ball State (7)	34	37	27	.578
Bowling Green	33	19	33	.365
Buffalo (1)	16	13	15	.464
Central Michigan (2)	23	15	21	.417
Eastern Michigan (4)	34	28	30	.482
Kent State (5)	33	34	28	.548
Miami (4)	34	38	30	.559
Northern Illinois (1)	21	10	20	.333
Ohio (6)	34	38	28	.578
Toledo (1)	32	27	29	.482
Western Michigan (2)	30	23	28	.451

MAC Post-Season Honors

Player of the Year

- 2016 - Antonio Campbell, Ohio
- 2015 - Justin Moss, Buffalo**
- 2014 - Javon McCrea, Buffalo**
- 2013 - D.J. Cooper, Ohio
- 2012 - Mitchell Watt, Buffalo**
- 2011 - Justin Greene, Kent State
- 2010 - David Kool, Western Michigan
- 2009 - Michael Bramos, Miami
- 2008 - Al Fisher, Kent State
- 2007 - Romeo Travis, Akron
- 2006 - DeAndre Haynes, Kent State
- 2005 - Turner Battle, Buffalo**
- 2004 - Mike Williams, Western Michigan
- 2003 - Chris Kaman, Central Michigan
- 2002 - Keith McLeod, Bowling Green
- 2001 - David Webber, Central Michigan
- 2000 - Anthony Stacey, Bowling Green
- 1999 - Wally Szczerbiak, Miami
- 1998 - Bonzi Wells, Ball State
- 1997 - Antonio Daniels, Bowling Green
- 1996 - Bonzi Wells, Ball State
- 1995 - Gary Trent, Ohio
- 1994 - Gary Trent, Ohio
- 1993 - Gary Trent, Ohio
- 1992 - Lewis Geter, Ohio
- 1991 - Marcus Kennedy, Eastern Michigan
- 1990 - Dave Jamerson, Ohio
- 1989 - Paul Graham, Ohio
- 1988 - Grant Long, Eastern Michigan
- 1987 - Booker James, Western Michigan
- 1986 - Ron Harper, Miami
- 1985 - Ron Harper, Miami
- 1984 - Jon Deveraux, Ohio
- 1983 - Ray McCallum, Ball State
- 1982 - Melvin McLaughlin, Central Michigan
- 1981 - Harvey Knuckles, Toledo
- 1980 - Jim Swaney, Toledo
- 1979 - Paul Dawkins, Northern Illinois
- 1978 - Archie Aldridge, Miami
- 1977 - Matt Hicks, Northern Illinois
- 1976 - Jeff Tyson, Western Michigan
- 1975 - Dan Roundfield, Central Michigan
- 1974 - Walter Lockett, Ohio
- 1973 - Tom Kozelko, Toledo
- 1972 - Tom Kozelko, Toledo
- 1971 - Ken Kowall, Ohio
- 1970 - Jim Penix, Bowling Green
- 1969 - Steve Mix, Toledo
- 1968 - Fred Foster, Miami

Coach of the Year

- 2016 - Keith Dambrot, Akron
- 2015 - Keno Davis, Central Michigan
- 2014 - Steve Hawkins, Western Michigan
- 2013 - Keith Dambrot, Akron
- 2012 - Rob Murphy, Eastern Michigan

- 2011 - Geno Ford, Kent State
- 2010 - Geno Ford, Kent State
- 2009 - Louis Orr, Bowling Green
- 2008 - Jim Christian, Kent State
- 2007 - Stan Joplin, Toledo
- 2006 - Jim Christian, Kent State
- 2005 - Charlie Coles, Miami
- 2004 - Reggie Witherspoon, Buffalo**
- 2003 - Jay Smith, Central Michigan
- 2002 - Stan Heath, Kent State
- 2001 - Jay Smith, Central Michigan
- 2000 - Gary Waters, Kent State
- 1999 - Gary Waters, Kent State
- 1998 - Dan Hipsher, Akron
- 1997 - Jim Larranaga, Bowling Green
- 1996 - Ben Braun, Eastern Michigan
- 1995 - Herb Sendek, Miami
- 1994 - Larry Hunter, Ohio
- 1993 - Joby Wright, Miami
- 1992 - Bob Donewald, Western Michigan
- 1991 - Ben Braun, Eastern Michigan
- 1990 - Jim McDonald, Kent State
- 1989 - Rick Majerus, Ball State
- 1988 - Ben Braun, Eastern Michigan
- 1987 - Charlie Coles, Central Michigan
- 1986 - Jerry Peirson, Miami
- 1985 - Danny Nee, Ohio
- 1984 - Darrell Hedric, Miami
- 1983 - Danny Nee, Ohio
- 1982 - Steve Yoder, Ball State
- 1981 - Steve Yoder, Ball State
- 1980 - Bob Nichols, Toledo
- 1979 - Bob Nichols, Toledo
- 1978 - Jon Weinert, Bowling Green
- 1977 - John McDougal, Northern Illinois
- 1976 - Eldon Miller, Western Michigan
- 1975 - Dick Parfitt, Central Michigan
- 1974 - Bob Nichols, Toledo
- 1973 - Darrell Hedric, Miami
- 1972 - Jim Snyder, Ohio
- 1971 - Darrell Hedric, Miami
- 1970 - Jim Snyder, Ohio

Sixth Man Award

- 2016 - Isaiah Johnson, Akron
- 2015 - Kris Brewer, Kent State
- 2014 - Jake Kretzer, Akron
- 2013 - David Brown, Western Michigan
- 2012 - Quincy Diggs, Akron
- 2011 - Carlton Guyton, Kent State
- 2010 - Anthony Simpson, Kent State
- 2009 - Brett McKnight, Akron
- 2008 - Brian Moten, Bowling Green
- 2007 - Cedrick Middleton, Akron
- 2006 - Kevin Warzynski, Kent State
- 2005 - Mark Bortz, Buffalo**
- 2004 - Reggie Berry, Western Michigan
- 2003 - Whitney Robinson, Central Michigan

Freshman of the Year

- 2016 - James Thompson IV, Eastern Michigan
- 2015 - Sean Sellers, Ball State
- 2014 - Zavier Turner, Ball State
- 2013 - Darius Paul, Western Michigan
- 2012 - Julius Brown, Toledo
- 2011 - Javon McCrea, Buffalo**
- 2010 - D.J. Cooper, Ohio
- 2009 - Jarrod Jones, Ball State
- 2008 - Darion Anderson, Northern Illinois
- 2007 - David Kool, Western Michigan
- 2006 - Maurice Acker, Ball State
- 2005 - Leon Williams, Ohio
- 2004 - Justin Ingram, Toledo
- 2003 - Sammy Villegas, Toledo
- 2002 - Ben Reed, Western Michigan
- 2001 - Terry Reynolds, Toledo
- 2000 - Theron Smith, Ball State
- 1999 - Mike Manciel, Central Michigan
- 1998 - Travis Young, Marshall
- 1997 - Jimmel Ball, Akron
- 1996 - Anthony Stacey, Bowling Green
- 1995 - Bonzi Wells, Ball State
- 1994 - Antonio Daniels, Bowling Green
- 1993 - Gary Trent, Ohio
- 1992 - Shan Kline-Ruminski, Bowling Green
- 1991 - Rush Floyd, Ohio
- 1990 - Craig Michaelis, Miami
- 1989 - Harold Walton, Kent State
- 1988 - Lorenzo Neely, Eastern Michigan
- 1987 - Trimill Haywood, Miami
- 1986 - Paul Graham, Eastern Michigan
- 1985 - Kenny Battle, Northern Illinois
- 1984 - Booker James, Western Michigan
- 1983 - Ron Harper, Miami
- 1982 - Ken Epperson, Toledo
- 1981 - Tim Reiser, Toledo
- 1980 - Ray McCallum, Ball State
- 1979 - Allen Rayhorn, Northern Illinois

Defensive Player of the Year

- 2016 - Khaliq Spicer, Kent State
- 2015 - Richaun Holmes, Bowling Green
- 2014 - Da'Shonte Riley, Eastern Michigan
- 2013 - Zeke Marshall, Akron
- 2012 - Zeke Marshall, Akron
- 2011 - Michael Porrini, Kent State
- 2010 - Jimmy Conyers, Akron
- 2009 - Nate Linhart, Akron
- 2008 - Haminn Quaintance, Kent State
- 2007 - Kashif Payne, Toledo
- 2006 - James Hughes, Northern Illinois
- 2005 - Chet Mason, Miami
- 2004 - John Edwards, Kent State
- 2003 - Chris Kaman, Central Michigan
- 2002 - Demetric Shaw, Kent State
- 2001 - Demetric Shaw, Kent State
- 2000 - Rob Mestas, Miami
- 1999 - Robert Kizer, Toledo
- 1998 - Bonzi Wells, Ball State
- 1997 - DeMar Moore, Bowling Green

2016-17 BUFFALO BULLS BASKETBALL



2015-16 GAME RECAPS

Official Basketball Box Score -- Game Totals -- Final Statistics Daemen-M vs Buffalo 11/6/15 9:00 pm at Alumni Arena (Buffalo, NY)

Daemen-M 68

#	Player	Total			3-Ptr			Rebounds			PF	TP	A	TO	Blk	Stl	Min
		FG-FGA	FG-FGA	FT-FTA	FG-FGA	FG-FGA	FT-FTA	Off	Def	Tot							
44	Dyck, Torrence	f	7-15	1-3	4-7	0	3	3	2	19	1	5	0	0	0	33	
21	Mehmetaj, Arif	f	6-12	2-6	4-6	4	1	5	3	18	0	2	0	0	0	25	
4	Grandits, Ryan	c	4-9	0-2	3-5	0	3	3	3	11	2	1	1	3	30		
03	Hannah, Supreme	g	0-8	0-4	2-4	1	5	6	4	2	4	2	0	1	30		
10	Wilkes, Jaleo	g	2-4	0-1	0-1	1	0	1	4	4	1	3	0	1	21		
05	Sarkis, Jay	g	0-1	0-1	0-0	0	1	1	1	0	0	0	0	0	11		
11	Lalka, Jesse	g	1-2	1-2	1-2	4	0	4	0	4	0	0	0	0	12		
15	Long, Xavier	g	0-1	0-0	0-2	0	0	0	0	0	0	1	0	1	1		
22	Barnes, Dmarco	g	1-1	1-1	0-0	0	0	0	0	3	0	0	0	0	0		
24	Petrucelli, Nick	g	2-4	1-1	0-0	0	2	2	2	5	0	1	0	0	12		
25	Hamilton, Deion	g	0-5	0-2	0-0	0	0	0	1	0	1	0	0	2	6		
32	Garvin, Darius	g	0-0	0-0	0-0	0	0	0	0	0	0	0	0	0	1		
33	Davis, Giambattista	g	0-0	0-0	0-0	0	0	0	0	0	0	0	0	0	3		
41	Borges, Alex	g	0-1	0-0	2-2	3	1	4	2	2	0	1	0	0	15		
	Team					2	4	6									
Totals			23-63	6-23	16-29	15	20	35	22	68	9	16	1	8	200		
FG % 1st Half:		12-30	40.0%	2nd half:	11-33	33.3%	Game:		23-63	36.5%					Deadball Rebounds		
3FG % 1st Half:		2-9	22.2%	2nd half:	4-14	28.6%	Game:		6-23	26.1%					5		
FT % 1st Half:		5-11	45.5%	2nd half:	11-18	61.1%	Game:		16-29	55.2%							

Buffalo 87

#	Player	Total			3-Ptr			Rebounds			PF	TP	A	TO	Blk	Stl	Min
		FG-FGA	FG-FGA	FT-FTA	FG-FGA	FG-FGA	FT-FTA	Off	Def	Tot							
20	WIGGINTON, Rodell	f	2-8	0-2	2-2	3	3	6	4	6	2	4	1	0	17		
34	SMART, Ikenna	f	2-3	0-0	0-0	4	7	11	3	4	1	0	1	0	20		
00	HAMILTON, Blake	g	0-2	0-2	1-4	0	3	3	4	1	0	4	0	1	16		
01	BEARDEN, Lamonte	g	2-4	0-0	0-1	1	3	4	5	4	5	4	0	2	19		
02	CONNER, Willie	g	8-12	2-5	0-1	0	1	1	1	18	0	0	0	0	29		
03	MASSINBURG, CJ	g	8-13	5-6	4-5	2	3	5	1	25	3	5	0	2	25		
05	DIANE, Mory	g	2-6	0-4	2-2	0	2	2	2	6	3	1	0	1	17		
15	DISALVO, Zac	g	0-0	0-0	0-0	0	0	0	0	0	0	0	0	0	2		
24	PINO, Christian	g	1-1	0-0	0-0	0	0	0	2	2	0	2	0	2	4		
31	JOHNSON, Raheem	g	4-4	0-0	1-4	0	3	3	2	9	0	0	0	1	19		
33	PERKINS, Nick	g	5-8	2-2	0-0	2	6	8	2	12	1	3	1	0	30		
35	MOFFE, Tyler	g	0-0	0-0	0-0	0	0	0	1	0	0	0	0	1	2		
	Team					1	4	5									
Totals			34-61	9-21	10-19	13	35	48	27	87	15	24	3	10	200		
FG % 1st Half:		16-33	48.5%	2nd half:	18-28	64.3%	Game:		34-61	55.7%					Deadball Rebounds		
3FG % 1st Half:		3-11	27.3%	2nd half:	6-10	60.0%	Game:		9-21	42.9%					3		
FT % 1st Half:		5-9	55.6%	2nd half:	5-10	50.0%	Game:		10-19	52.6%							

Officials: Todd Sweeney, Rob Snedden, Jim Bruno
Technical fouls: Daemen-M-None. Buffalo-None.
Attendance: 3257

Score by periods	1st	2nd	Total
Daemen-M	31	37	68
Buffalo	40	47	87

Official Basketball Box Score -- Game Totals -- Final Statistics Pitt-Bradford vs Buffalo 11/13/15 9:00 pm at Alumni Arena (Buffalo, NY)

Pitt-Bradford 49 • 0-0

#	Player	Total			3-Ptr			Rebounds			PF	TP	A	TO	Blk	Stl	Min
		FG-FGA	FG-FGA	FT-FTA	FG-FGA	FG-FGA	FT-FTA	Off	Def	Tot							
11	Manny Welch	*	3-8	2-6	1-2	0	4	4	1	9	0	3	0	0	29		
14	Forrest Works	*	0-1	0-1	1-2	4	1	5	5	1	0	1	0	25			
21	Eric Matheson	*	1-10	1-7	8-10	0	1	1	3	11	2	6	1	37			
22	Evan Greening	*	8-18	1-3	3-5	6	8	14	3	20	0	6	1	36			
35	Colton Holzwarth	*	0-0	0-0	0-0	0	2	2	5	0	1	3	0	13			
03	Nick Goss	*	0-0	0-0	0-0	0	0	0	0	0	0	0	0	1			
05	Tim Atkinson	*	0-3	0-2	0-0	1	0	1	0	0	0	0	0	8			
12	Sahlil Harris	*	1-6	0-3	0-0	1	2	3	4	2	2	2	1	19			
23	Liam Tennies	*	0-1	0-0	0-0	0	1	1	0	0	0	1	0	5			
32	Ephraim Johnson	*	0-0	0-0	0-0	0	0	0	0	0	0	0	0	1			
34	Zach Reigel	*	0-4	0-0	0-0	0	0	0	0	0	0	1	0	13			
40	Jon Haenel	*	0-1	0-0	0-0	0	0	0	0	0	1	0	0	1			
44	Paul Klenke	*	2-5	2-5	0-0	0	0	0	0	6	0	1	0	12			
	Team					2	1	3									
Totals			15-57	6-27	13-19	14	20	34	21	49	7	25	4	1	200		
FG % 1st Half:		3-22	13.6%	2nd half:	12-35	34.3%	Game:		15-57	26.3%					Deadball Rebounds		
3FG % 1st Half:		2-12	16.7%	2nd half:	4-15	26.7%	Game:		6-27	22.2%					3		
FT % 1st Half:		6-10	60.0%	2nd half:	7-9	77.8%	Game:		13-19	68.4%							

Buffalo 109 • 1-0

#	Player	Total			3-Ptr			Rebounds			PF	TP	A	TO	Blk	Stl	Min
		FG-FGA	FG-FGA	FT-FTA	FG-FGA	FG-FGA	FT-FTA	Off	Def	Tot							
33	PERKINS, Nick	f	4-7	1-2	3-8	1	4	5	4	12	0	1	0	0	21		
34	SMART, Ikenna	f	1-2	0-0	0-0	3	2	5	5	2	2	2	0	0	16		
01	BEARDEN, Lamonte	g	4-7	2-3	3-4	0	0	0	3	13	4	0	0	1	20		
02	CONNER, Willie	g	5-11	0-2	0-0	1	2	3	0	10	0	1	0	4	22		
00	SKETE, Jarryn	g	2-9	1-6	0-0	1	2	3	0	5	3	0	0	1	23		
10	HAMILTON, Blake	g	7-11	3-5	4-4	0	7	7	0	21	2	1	1	2	22		
03	MASSINBURG, CJ	g	6-9	2-2	5-6	1	3	4	2	19	2	1	1	2	21		
15	DISALVO, Zac	g	0-1	0-1	0-0	2	0	2	1	0	0	0	0	4			
10	WIGGINTON, Rodell	g	10-12	1-2	4-4	4	6	10	4	25	3	1	2	2	20		
21	RAKICEVIC, Nikola	g	1-3	0-0	0-0	4	3	7	1	2	1	0	1	2	25		
24	PINO, Christian	g	0-3	0-2	0-0	0	0	0	1	0	1	1	1	0	6		
	Team					1	2	3									
Totals			40-75	10-25	19-26	18	31	49	21	109	19	9	8	14	200		
FG % 1st Half:		22-41	53.7%	2nd half:	18-34	52.9%	Game:		40-75	53.3%					Deadball Rebounds		
3FG % 1st Half:		4-11	36.4%	2nd half:	6-14	42.9%	Game:		10-25	40.0%					4		
FT % 1st Half:		11-13	84.6%	2nd half:	8-13	61.5%	Game:		19-26	73.1%							

Officials: Rod Mrakovich, John Garbinski, Scott Siville
Technical fouls: Pitt-Bradford-None. Buffalo-None.
Attendance: 3112

Score by periods	1st	2nd	Total	Points	In	Off	2nd	Fast	Bench
Pitt-Bradford	14	35	49	UB	16	6	7	2	8
Buffalo	59	50	109	UB	60	39	24	21	67

Official Basketball Box Score -- Game Totals -- Final Statistics Buffalo vs Old Dominion 11/16/15 7:07 at Norfolk, Va.

Buffalo 58 • 1-1

#	Player	Total			3-Ptr			Rebounds			PF	TP	A	TO	Blk	Stl	Min
		FG-FGA	FG-FGA	FT-FTA	FG-FGA	FG-FGA	FT-FTA	Off	Def	Tot							
10	SKETE, Jarryn	f	4-14	2-7	2-3	3	2	5	1	12	1	4	0	0	33		
20	WIGGINTON, Rodell	f	4-6	1-2	0-0	1	2	3	9	0	1	2	3	17			
34	SMART, Ikenna	f	1-3	0-0	0-0	0	3	3	2	0	2	1	0	8			
01	BEARDEN, Lamonte	g	1-6	0-1	1-1	1	0	1	5	3	1	1	0	14			
02	CONNER, Willie	g	2-11	0-2	2-5	0	0	0	4	6	1	1	0	32			
00	HAMILTON, Blake	g	4-9	0-1	1-3	2	3	5	3	9	1	2	0	20			
03	MASSINBURG, CJ	g	0-3	0-1	5-6	2	1	3	2	5	2	0	0	23			
04	KADIRI, David	g															



2016-17 BUFFALO BULLS BASKETBALL

2015-16 GAME RECAPS

Official Basketball Box Score -- Game Totals -- Final Statistics NCATM vs Buffalo 11/21/15 7:30pm at Mohegan Sun Arena (Uncasville, CT)

NCATM 68 • 0-4

#	Player	Total		3-Ptr		Rebounds			PF	TP	A	TO	Blk	Stl	Min
		FG-FGA	FG-FGA	FT-FTA	Off	Def	Tot								
01	SINGLETON, Joshua	* 3-4	1-1	3-4	1	1	2	5	10	1	2	0	0	19	
03	EGHAREVBA, Ede	* 5-11	1-4	1-1	2	3	5	2	12	1	0	0	0	23	
12	ABDULLAH, Ahmad	* 4-7	2-2	2-2	1	2	3	12	1	1	0	1	35		
32	BECKFORD, Bruce	* 5-16	0-2	2-4	4	3	7	4	12	2	4	0	1	37	
44	BURROUGH, Steven	* 2-4	0-0	2-2	0	2	2	4	6	1	2	1	0	18	
04	REESE, Nick	* 1-1	0-0	0-0	0	0	0	1	2	0	0	0	0	2	
10	LACKEY, Jamir	* 1-3	0-0	0-2	2	0	2	2	0	0	0	0	0	6	
05	BREMERS, Arturs	* 1-3	1-3	0-0	0	0	0	2	3	0	1	0	0	12	
11	WHITAKER, James	* 0-2	0-1	0-1	0	2	2	2	0	0	2	0	0	15	
13	WILLIAMS, Austin	* 1-1	0-0	3-4	2	0	2	2	5	1	3	0	1	14	
20	JAMES, Deion	* 0-1	0-0	0-0	1	1	2	1	0	1	0	1	0	5	
24	OWONA, Mike	* 0-0	0-0	0-0	0	1	2	2	0	1	1	0	0	6	
34	DOBY, Khary	* 2-3	0-0	0-0	0	1	1	0	4	0	0	1	0	8	
Team					3	5	8								
Totals			25-56	5-13	13-20	16	22	38	27	68	9	16	3	1	200
FG % 1st Half: 11-24		45.8%	2nd half: 14-32		43.8%	Game: 25-56		44.6%	Deadball						
3FG % 1st Half: 4-8		50.0%	2nd half: 1-5		20.0%	Game: 5-13		38.5%	Rebounds						
FT % 1st Half: 1-2		50.0%	2nd half: 12-18		66.7%	Game: 13-20		65.0%	3						

Buffalo 86 • 2-2

#	Player	Total		3-Ptr		Rebounds			PF	TP	A	TO	Blk	Stl	Min
		FG-FGA	FG-FGA	FT-FTA	Off	Def	Tot								
01	BEARDEN, Lamonte	* 4-13	0-1	8-10	1	3	4	16	4	16	4	1	0	1	31
02	CONNER, Willie	* 3-8	1-2	3-4	1	1	2	1	10	1	1	0	1	24	
10	SKEETE, Jarryn	* 6-10	6-10	0-0	2	1	3	1	18	1	0	0	0	25	
20	WIGGINTON, Rodell	* 6-12	0-0	7-10	7	4	11	4	19	5	3	1	1	29	
34	SMART, Ikenna	* 0-3	0-0	0-0	3	1	4	4	0	0	0	1	0	15	
00	HAMILTON, Blake	* 1-4	0-2	2-3	2	4	6	1	4	4	1	0	0	22	
03	MASSINBURG, CJ	* 5-10	3-7	4-5	1	2	3	2	17	0	2	0	1	23	
04	KADIRI, David	* 0-0	0-0	0-0	0	0	0	0	0	0	0	0	0	6	
05	DIANE, Mory	* 0-0	0-0	0-0	0	0	0	0	0	0	1	0	0	5	
21	RAKICEVIC, Nikola	* 0-0	0-0	0-0	0	0	0	0	0	0	0	0	0	1	
24	PINO, Christian	* 0-1	0-1	0-0	0	0	0	0	0	0	0	0	0	1	
33	PERKINS, Nick	* 1-3	0-1	0-0	1	1	2	2	0	1	1	1	1	18	
Team					3	2	5								
Totals			26-64	10-24	24-32	21	19	40	18	86	15	10	3	5	200
FG % 1st Half: 9-33		27.3%	2nd half: 17-31		54.8%	Game: 26-64		40.6%	Deadball						
3FG % 1st Half: 4-15		26.7%	2nd half: 6-9		66.7%	Game: 10-24		41.7%	Rebounds						
FT % 1st Half: 13-17		76.5%	2nd half: 11-15		73.3%	Game: 24-32		75.0%	3						

Officials: Bobby Daw, Andy O'Brien, Brandon Williams
Technical fouls: NCATM-None. Buffalo-None.
Attendance: 4507

Score by periods	1st	2nd	Total
NCATM	27	41	68
Buffalo	35	51	86

Last FG - NCATM 2nd-00:36, UB 2nd-00:42.
Largest lead - NCATM by 7 1st-16:15, UB by 23 2nd-10:35.
NCATM led for 12:23. UB led for 26:25. Game was tied for 01:12.

Score tied - 2 times.
Lead changed - 3 times.

Official Basketball Box Score -- Game Totals -- Final Statistics Buffalo vs VERMONT 11/22/15 8:00 p.m. at Mohegan Sun Arena (Uncasville, CT)

Buffalo 77 • 3-2

#	Player	Total		3-Ptr		Rebounds			PF	TP	A	TO	Blk	Stl	Min
		FG-FGA	FG-FGA	FT-FTA	Off	De	Tot								
01	BEARDEN, Lamonte	* 6-14	1-3	7-8	0	1	1	1	20	4	2	0	2	34	
02	CONNER, Willie	* 4-9	2-5	4-6	1	0	1	3	14	2	1	0	1	30	
10	SKEETE, Jarryn	* 2-6	2-6	0-0	1	4	5	3	6	3	1	0	1	28	
20	WIGGINTON, Rodell	* 1-6	0-0	0-0	2	2	4	2	0	1	0	0	0	18	
34	SMART, Ikenna	* 1-3	0-0	3-4	3	1	4	4	5	0	0	1	0	21	
00	HAMILTON, Blake	* 3-7	2-4	6-6	2	5	7	3	14	3	4	0	2	27	
03	MASSINBURG, CJ	* 2-5	1-3	0-0	0	0	0	3	5	1	0	0	1	16	
04	KADIRI, David	* 1-2	0-0	0-0	1	1	2	1	2	0	1	1	0	9	
33	PERKINS, Nick	* 4-6	0-2	1-2	1	4	5	1	9	0	2	0	0	17	
Team					2	2	4								
Totals			24-58	8-23	21-26	13	20	33	77	13	12	2	7	200	
FG % 1st Half: 12-30		40.0%	2nd half: 12-28		42.9%	Game: 24-58		41.4%	Deadball						
3FG % 1st Half: 3-10		30.0%	2nd half: 5-13		38.5%	Game: 8-23		34.8%	Rebounds						
FT % 1st Half: 2-4		50.0%	2nd half: 19-22		86.4%	Game: 21-26		80.8%	2						

VERMONT 71 • 2-3

#	Player	Total		3-Ptr		Rebounds			PF	TP	A	TO	Blk	Stl	Min
		FG-FGA	FG-FGA	FT-FTA	Off	De	Tot								
02	Bell-Haynes, Trae	* 4-10	0-0	7-8	2	3	5	4	15	5	6	1	3	37	
12	Payen, Darren	* 3-8	0-0	2-2	3	6	9	0	8	0	0	0	0	24	
20	Duncan, Ernie	* 4-7	4-6	2-2	0	1	1	5	14	5	2	0	0	34	
32	O'Day, Ethan	* 3-9	0-0	3-6	1	7	8	4	9	4	0	2	0	32	
34	Steidl, Kurt	* 3-8	2-7	2-2	2	3	5	3	10	1	1	0	0	22	
14	Ward, Cam	* 4-8	1-3	2-2	0	2	2	11	1	2	0	1	0	30	
25	Urquhart, Drew	* 2-5	0-0	0-0	0	1	1	4	1	1	0	0	0	14	
44	Rohrer, Nate	* 0-0	0-0	0-0	0	0	0	1	0	0	0	0	1	7	
Team					5	2	7								
Totals			23-55	7-16	18-22	13	25	38	20	71	13	16	3	5	200
FG % 1st Half: 10-26		38.5%	2nd half: 13-29		45.0%	Game: 23-55		41.8%	Deadball						
3FG % 1st Half: 5-8		62.5%	2nd half: 2-8		25.0%	Game: 7-16		43.8%	Rebounds						
FT % 1st Half: 5-8		62.5%	2nd half: 13-14		92.9%	Game: 18-22		81.8%	2						

Officials: Kevin Ferguson, Justin Simon, Andy O'Brien
Technical fouls: Buffalo-None. VERMONT-None.
Attendance: 3813
Hall of Fame Tipoff Classic
Springfield Bracket Championship

Score by periods	1st	2nd	Total
Buffalo	29	48	77
VERMONT	30	41	71

Points	In	Off	2nd	Fast	Bench
UB	30	12	12	6	30
VERMONT	28	19	10	8	15

Last FG - UB 2nd-01:50, VERMONT 2nd-00:18.
Largest lead - UB by 9 2nd-01:07, VERMONT by 8 1st-11:13.
UB led for 16:44. VERMONT led for 19:58. Game was tied for 03:10.

Score tied - 4 times.
Lead changed - 4 times.

Official Basketball Box Score -- Game Totals -- Final Statistics Canisius vs Buffalo 11/28/15 2:00 pm at Alumni Arena (Buffalo, NY)

Canisius 96 • 2-3

#	Player	Total		3-Ptr		Rebounds			PF	TP	A	TO	Blk	Stl	Min
		FG-FGA	FG-FGA	FT-FTA	Off	Def	Tot								
22	Valenti, Phil	f 6-10	1-4	3-3	1	9	10	4	16	2	4	1	0	36	
14	Bleeker, Kevin	c 3-3	0-0	0-1	0	1	1	5	6	2	2	0	1	16	
01	McMillan, Malcolm	g 5-8	2-4	4-6	2	1	3	3	16	3	3	0	0	33	
05	Robertson, Kassius	g 8-16	5-10	3-4	4	1	5	1	24	3	3	0	1	41	
23	Reynolds, Jamal	g 4-7	0-0	5-7	4	3	7	3	13	4	1	1	2	32	
00	Gombe, Ronnie	g 0-1	0-0	0-0	0	0	0	2	0	0	0	0	0	1	
02	Crumpton, Jermaine	g 6-16	2-6	2-2	1	8	9	1	16	0	1	1	0	30	
04	Douse, Kelifer	g 0-1	0-0	0-0	1	0	1	0	0	1	1	0	0	3	
10	Ryan, Cassidy	g 0-1	0-0	0-0	0	2	2	2	0	0	2	0	0	4	
11	Atkinson, Chris	g 1-4	0-2	0-0	0	1	1	3	2	3	1	0	1	13	
13	Gurley, Isaiah	g 0-1	0-1	0-0	0	1	1	2	0	0	1	0	1	12	
25	Weir, Adam	g 1-2	1-2	0-0	0	0	0	0	3	0	0	0	0	4	
Team					2	0	2								
Totals			34-70	11-29	17-23	15	27	42	26	96	18	19	3	6	225
FG % 1st Half: 12-27		44.4%	2nd half: 19-35		54.3%	OT: 3-8		37.5%	Game: 34-70		48.6%		Deadball		
3FG % 1st Half: 4-12		33.3%	2nd half: 6-13		46.2%	OT: 1-4		25.0%	Game: 11-29		37.9%		Rebounds		
FT % 1st Half: 5-7		71.4%	2nd half: 10-14		71.4%	OT: 2-2		100.0%	Game: 17-23		73.9%		3		

Buffalo 98 • 4-2

#	Player	Total		3-Ptr		Rebounds			PF	TP	A	TO	Blk	Stl	Min
		FG-FGA	FG-FGA	FT-FTA	Off	Def	Tot								
20	WIGGINTON, Rodell	f 3-6	0-0	0-0	4	4	8	2	6	1	4	1	1	22	
34	SMART, Ikenna	f 0-0	0-0	0-0	0	2	2	4	0	0	0	2	0	11	
01	BEARDEN, Lamonte	g 7-12	0-1	4-7	0	3	3	2	18	5	3	0	4	39	
02	CONNER, Willie	g 5-9	2-2	2-5	1	1	2	2	14	2	0	0	3	23	
10	SKEETE, Jarryn	g 4-8	2-5	2-3	1	2	3	12	1	0	0	1	35		
00	HAMILTON, Blake	g 5-11	1-1	3-4	2	5	7	3	14	3	1	0	1	28	
03	MASSINBURG, CJ	g 3-8	2-5	7-8	1	2	3	2	15	2	1	0	1	29	

2016-17 BUFFALO BULLS BASKETBALL



2015-16 GAME RECAPS

Official Basketball Box Score -- Game Totals -- Final Statistics

Buffalo vs Duke
12/5/15 5:22 pm at Cameron Indoor Stadium (Durham, N.C.)

Buffalo 59 • 4-4

#	Player	Total		3-Ptr	FT-FT	Rebounds			PF	TP	A	TO	Blk	Stl	Min
		FG-FGA	FG-FGA			Off	Def	Tot							
20	WIGGINTON, Rodell	f	2-6	0-0	1-3	1	4	5	3	5	0	2	1	0	18
34	SMART, Ikenna	f	3-6	0-0	0-0	4	5	9	3	6	0	1	1	0	24
01	BEARDEN, Lamonte	g	2-4	0-1	6-8	2	0	2	4	10	3	1	0	0	25
02	CONNER, Willie	g	1-4	0-2	3-4	0	3	3	2	5	2	1	0	1	28
10	SKEETE, Jarryn	g	2-12	2-7	0-0	2	3	5	2	6	0	1	0	0	27
00	HAMILTON, Blake	g	1-11	0-4	0-0	0	2	2	4	2	1	3	1	1	26
03	MASSINBURG, CJ	g	8-12	1-3	0-1	0	4	4	2	17	1	0	1	0	21
15	DISALVO, Zac	g	0-1	0-1	0-0	0	0	0	1	0	0	0	0	0	11
21	RAKICEVIC, Nikola	g	1-3	0-1	0-0	2	1	3	2	2	1	1	0	0	11
24	PINO, Christian	g	0-0	0-0	0-0	0	0	0	0	0	0	0	0	0	1
33	PERKINS, Nick	g	2-7	2-4	0-0	2	4	6	4	6	0	4	2	1	18
	Team					2	1	3							
	Totals		22-66	5-23	10-16	15	27	42	27	59	8	14	6	5	200

FG % 1st Half: 10-32 31.3% 2nd half: 12-34 35.3% Game: 22-66 33.3%
3FG % 1st Half: 2-11 18.2% 2nd half: 3-12 25.0% Game: 5-23 21.7%
FT % 1st Half: 2-5 40.0% 2nd half: 8-11 72.7% Game: 10-16 62.5%

Deadball Rebounds 3

Duke 82 • 8-1

#	Player	Total		3-Ptr	FT-FT	Rebounds			PF	TP	A	TO	Blk	Stl	Min
		FG-FGA	FG-FGA			Off	Def	Tot							
14	Brandon Ingram	f	8-15	2-4	5-7	3	5	8	3	23	0	3	4	2	38
21	Amile Jefferson	f	5-6	0-0	3-4	1	7	8	4	13	0	0	1	0	28
40	Marshall Plumlee	c	0-2	0-0	1-2	0	1	1	1	1	4	1	1	1	23
03	Grayson Allen	g	5-15	1-3	11-13	0	11	11	1	22	1	2	0	1	36
13	Matt Jones	g	2-8	1-4	3-4	1	3	4	2	8	0	0	0	0	32
02	Chase Jeter	g	0-2	0-0	0-0	0	0	0	1	0	0	0	0	0	3
05	Luke Kennard	g	2-7	1-3	2-2	2	1	3	2	7	0	1	0	0	15
12	Derryck Thornton	g	2-4	0-0	4-4	0	2	2	1	8	5	0	0	0	24
45	Nick Pagliuca	g	0-0	0-0	0-0	0	0	0	0	0	0	0	0	0	1
	Team					4	2	6							
	Totals		24-59	5-14	29-36	11	32	43	15	82	10	7	6	4	200

FG % 1st Half: 10-31 32.3% 2nd half: 14-28 50.0% Game: 24-59 40.7%
3FG % 1st Half: 1-7 14.3% 2nd half: 4-7 57.1% Game: 5-14 35.7%
FT % 1st Half: 13-17 76.5% 2nd half: 16-19 84.2% Game: 29-36 80.6%

Deadball Rebounds 4

Officials: Jerry Heater, Alfred Smith, Joe Lindsay
Technical fouls: Buffalo-None. Duke-None.
Attendance: 9314

Score by periods	1st	2nd	Total
Buffalo	24	35	59
Duke	34	48	82

	In	Off	2nd	Fast	Bench
Points	Paint	T/O	Chance	Break	
UB	34	4	4	4	27
DU	36	17	8	2	15

Last FG - UB 2nd-02:26, DU 2nd-01:40.
Largest lead - UB None, DU by 23 2nd-01:40.
UB led for 00:00, DU led for 38:55. Game was tied for 00:54.

Score tied - 0 times.
Lead changed - 0 times.

Official Basketball Box Score -- Game Totals -- Final Statistics

Buffalo vs Iowa State
12-07-15 8:05 p.m. at Hilton Coliseum - Ames, Iowa

Buffalo 63 • 4-5

#	Player	Total		3-Ptr	FT-FTA	Rebounds			PF	TP	A	TO	Blk	Stl	Min
		FG-FGA	FG-FGA			Off	Def	Tot							
01	BEARDEN, Lamonte	*	5-16	0-4	1-1	0	1	1	11	3	1	1	0	35	
02	CONNER, Willie	*	2-4	1-3	1-2	0	3	3	0	6	0	2	0	1	24
10	SKEETE, Jarryn	*	4-12	3-7	5-6	0	2	2	0	16	2	2	0	0	36
20	WIGGINTON, Rodell	*	1-2	0-0	0-0	0	1	1	1	2	0	1	0	0	9
34	SMART, Ikenna	*	1-2	0-0	0-0	1	3	4	2	2	0	2	0	2	14
00	HAMILTON, Blake		2-8	1-5	2-2	1	2	3	4	7	2	2	0	0	20
03	MASSINBURG, CJ		2-11	2-8	0-0	1	3	4	1	6	1	1	0	1	23
21	RAKICEVIC, Nikola		0-0	0-0	0-0	0	1	1	1	0	0	1	0	0	3
31	JOHNSON, Raheem		2-4	0-0	0-0	2	5	7	3	4	0	0	1	0	16
33	PERKINS, Nick		4-7	1-3	0-1	1	3	4	2	9	0	1	0	1	20
	Team					2	4	6							
	Totals		23-66	8-30	9-12	8	28	36	15	63	8	13	2	5	200

FG % 1st Half: 10-33 30.3% 2nd half: 13-33 39.4% Game: 23-66 34.8%
3FG % 1st Half: 3-15 20.0% 2nd half: 5-15 33.3% Game: 8-30 26.7%
FT % 1st Half: 2-2 100.0% 2nd half: 7-10 70.0% Game: 9-12 75.0%

Iowa State 84 • 7-0

#	Player	Total		3-Ptr	FT-FTA	Rebounds			PF	TP	A	TO	Blk	Stl	Min
		FG-FGA	FG-FGA			Off	Def	Tot							
01	McKay, Jameel	*	6-9	0-0	1-2	4	6	10	0	13	1	2	2	0	34
02	Nader, Abdel	*	4-8	1-3	1-1	0	3	3	5	10	0	3	0	1	21
11	Morris, Monte	*	6-12	0-1	0-1	1	2	3	3	12	10	2	1	2	34
15	Mitrou-Long, Naz	*	3-9	2-6	0-0	1	4	5	2	8	4	3	0	0	33
31	Niang, Georges	*	10-16	5-7	6-6	0	12	12	2	31	3	2	2	1	35
00	Carter, Simeon		0-0	0-0	0-0	0	0	0	0	0	0	0	0	0	2
03	Cooke, Hallice		2-4	2-4	1-2	0	1	1	0	7	2	0	0	0	16
21	Thomas, Matt		1-5	1-4	0-0	0	6	6	3	3	1	0	0	1	22
23	Ashton, Jordan		0-0	0-0	0-0	0	0	0	0	1	0	0	0	0	1
24	Nezlek, Stuart		0-0	0-0	0-0	0	0	0	0	0	0	1	0	0	1
33	Ernst, Brady		0-0	0-0	0-0	0	0	0	0	0	0	0	0	0	1
	Team					0	3	3							
	Totals		32-63	11-25	9-12	6	37	43	16	84	21	13	5	5	200

FG % 1st Half: 12-35 34.3% 2nd half: 20-28 71.4% Game: 32-63 50.8%
3FG % 1st Half: 6-15 40.0% 2nd half: 5-10 50.0% Game: 11-25 44.0%
FT % 1st Half: 4-5 80.0% 2nd half: 5-7 71.4% Game: 9-12 75.0%

Officials: Gerry Pollard, Rick Randall, Tony Padilla
Technical fouls: Buffalo-None. Iowa State-None.
Attendance: 14130
AP Ranking: ISU #4
Fouled Out: ISU #02 Nader @ 2:47

Score by periods	1st	2nd	Total
Buffalo	25	38	63
Iowa State	34	50	84

	In	Off	2nd	Fast	Bench
Points	Paint	T/O	Chance	Break	
UB	22	8	11	2	26
ISU	36	12	7	9	10

Last FG - UB 2nd-00:55, ISU 2nd-00:33.
Largest lead - UB by 11 1st-11:56, ISU by 23 2nd-01:12.
UB led for 00:16, ISU led for 38:25. Game was tied for 01:19.

Score tied - 2 times.
Lead changed - 2 times.

Official Basketball Box Score -- Game Totals -- Final Statistics

Binghamton vs Buffalo
12/12/15 2:00 pm at Alumni Arena (Buffalo, NY)

Binghamton 64 • 2-7

#	Player	Total		3-Ptr	FT-FTA	Rebounds			PF	TP	A	TO	Blk	Stl	Min
		FG-FGA	FG-FGA			Off	Def	Tot							
15	Bobby Ahearn	f	1-5	0-0	0-0	0	5	5	2	2	2	1	0	0	29
42	Willie Rodriguez	f	4-8	1-1	1-1	0	3	3	3	10	2	1	0	0	32
01	Marlon Beck II	g	7-16	6-13	4-5	0	6	6	1	24	2	2	0	0	37
22	Everson Davis	g	5-11	0-2	0-0	0	6	6	5	10	4	4	0	0	30
25	Justin McFadden	g	1-5	0-1	3-4	1	4	5	3	5	1	4	0	1	30
04	Timmy Rose	g	1-2	0-1	0-1	0	0	0	0	2	2	0	1	0	10
12	John Rinaldi	g	0-0	0-0	0-0	0	1	1	0	0	0	0	0	0	2
30	John Schurman	g	2-5	2-5	0-0	1	0	1	2	6	0	1	0	0	11
41	Dusan Perovic	g	2-7	1-4	0-0	2	1	3	3	5	0	0	0	0	19
	Team					3	1	4			1				
	Totals		23-59	10-27	8-11	7	27	34	21	64	11	15	0	1	200

FG % 1st Half: 11-28 39.3% 2nd half: 12-31 38.7% Game: 23-59 39.0%
3FG % 1st Half: 6-13 46.2% 2nd half: 4-14 28.6% Game: 10-27 37.0%
FT % 1st Half: 2-4 50.0% 2nd half: 6-7 85.7% Game: 8-11 72.7%

Deadball Rebounds 1

Buffalo 80 • 5-5

#	Player	Total		3-Ptr	FT-FTA	Rebounds			PF	TP	A	TO	Blk	Stl	Min
		FG-FGA	FG-FGA			Off	Def	Tot							
33	PERKINS, Nick	f	1-4	0-3	1-1										



2016-17 BUFFALO BULLS BASKETBALL

2015-16 GAME RECAPS

Official Basketball Box Score -- Game Totals -- Final Statistics Buffalo vs VCU

12/22/15 7 p.m. at Richmond, Va. (Siegel Center)

Buffalo 69 • 6-6

#	Player	Total		3-Ptr		Rebounds			PF	TP	A	TO	Blk	Stl	Min
		FG-FGA	FG-FGA	FT-FTA	Off	Def	Tot								
00	HAMILTON, Blake	3-5	1-2	0-0	0	4	4	7	2	5	0	2	15		
01	BEARDEN, Lamonte	1-5	0-0	10-13	0	1	2	12	3	6	0	0	26		
03	MASSINBURG, CJ	5-9	0-0	1-2	2	1	3	2	11	4	6	0	31		
20	WIGGINTON, Rodell	6-8	1-1	4-7	2	7	9	1	17	0	5	1	30		
33	PERKINS, Nick	2-4	2-3	0-0	1	1	2	2	6	0	4	0	16		
02	CONNER, Willie	2-3	2-3	0-1	0	3	3	1	6	1	2	0	28		
04	KADIRI, David	1-1	0-0	0-0	0	0	0	4	2	0	0	2	15		
10	SKETE, Jarryn	2-7	2-5	0-0	0	1	1	1	6	3	1	0	24		
21	RAKICEVIC, Nikola	1-2	0-0	0-0	1	1	2	0	2	0	1	0	4		
34	SMART, Ikenna	0-1	0-0	0-0	1	2	3	0	0	1	0	0	11		
Team					0	2	2								
Totals		23-45	8-14	15-23	7	23	30	20	69	13	31	3	9	200	

FG % 1st Half: 10-20 50.0% 2nd half: 13-25 52.0% Game: 23-45 51.1%
 3FG % 1st Half: 3-7 42.9% 2nd half: 5-7 71.4% Game: 8-14 57.1%
 FT % 1st Half: 4-7 57.1% 2nd half: 11-16 68.8% Game: 15-23 65.2%

Deadball Rebounds 2

VCU 90 • 6-5

#	Player	Total		3-Ptr		Rebounds			PF	TP	A	TO	Blk	Stl	Min
		FG-FGA	FG-FGA	FT-FTA	Off	Def	Tot								
01	Lewis, JeQuan	4-6	1-2	0-0	1	1	2	3	9	3	2	0	1	21	
11	Gilmore, Michael	3-5	1-3	0-0	1	3	4	2	7	3	2	0	2	24	
12	Allie-Cox, Mo	4-4	0-0	0-1	2	1	3	2	8	1	1	1	19		
24	Billbury, Corey	7-13	1-4	0-0	0	6	2	15	3	2	0	3	27		
32	Johnson, Melvin	7-11	5-9	3-3	0	0	0	1	22	1	5	0	3	28	
04	Tillman, Justin	3-9	0-0	1-2	3	4	7	1	7	1	2	2	0	15	
05	Brooks, Doug	1-6	1-6	5-5	0	3	3	2	8	3	1	1	4	20	
10	Williams, Jonathan	0-2	0-0	3-4	0	1	1	2	3	4	2	0	2	19	
14	Burston, Torey	0-0	0-0	0-0	1	0	1	1	0	0	0	0	0	3	
22	Scissum, Gerron	0-2	0-1	0-0	1	0	1	1	0	0	0	0	0	3	
23	Hamdy Mohamed, A	5-9	0-0	1-4	3	2	5	3	11	0	1	0	1	19	
35	Riuliano, Jordan	0-2	0-1	0-0	0	0	0	0	0	0	1	0	1	2	
Team					3	0	3								
Totals		34-69	9-26	13-19	15	21	36	20	90	19	19	4	18	200	

FG % 1st Half: 16-32 50.0% 2nd half: 18-37 48.6% Game: 34-69 49.3%
 3FG % 1st Half: 2-13 15.4% 2nd half: 7-13 53.8% Game: 9-26 34.6%
 FT % 1st Half: 6-11 54.5% 2nd half: 7-8 87.5% Game: 13-19 68.4%

Deadball Rebounds 3

Officials: Gary Pucino, Steve Ruppenthal, Alvin Cox
 Technical fouls: Buffalo-None. VCU-None.
 Attendance: 7637

Score by periods	1st	2nd	Total
Buffalo	40	50	90
VCU	40	50	90

Points	In Paint	Off T/O	2nd Chance	Fast Break	Bench
Buffalo	28	17	11	6	16
VCU	48	40	13	20	29

Last FG - UB 2nd-00:00, VCU 2nd-03:51.
 Largest lead - UB by 2 1st-19:30, VCU by 28 2nd-02:23.
 UB led for 02:30. VCU led for 32:19. Game was tied for 05:11.

Score tied - 8 times.
 Lead changed - 5 times.

Official Basketball Box Score -- Game Totals -- Final Statistics Delaware vs Buffalo

12/29/15 7:00 pm at Alumni Arena (Buffalo, NY)

Delaware 79 • 5-6

#	Player	Total		3-Ptr		Rebounds			PF	TP	A	TO	Blk	Stl	Min
		FG-FGA	FG-FGA	FT-FTA	Off	Def	Tot								
15	Jeffers, Maurice	4-8	0-0	1-5	3	1	4	4	9	0	2	1	1	24	
21	King-Davis, Marvin	8-14	0-0	3-5	3	7	10	1	19	2	0	0	0	35	
01	Holden, Kory	3-15	1-5	6-8	0	1	1	2	13	6	6	0	1	38	
03	Mosley, Anthony	4-6	0-0	5-7	1	8	9	4	13	1	2	0	0	29	
22	Hayes, Cazmon	4-10	1-4	6-7	0	3	3	0	15	0	1	1	2	37	
02	Harris, Barnett	1-1	0-0	2-3	1	1	2	3	4	1	1	0	0	9	
10	McRoy, Curtis	0-2	0-2	0-0	0	0	0	3	0	0	0	0	0	13	
23	Johnson, Skye	1-1	0-0	0-0	0	2	2	4	2	0	1	0	0	11	
24	Locke, Sean	1-1	1-1	0-0	1	0	1	0	3	0	1	0	0	2	
25	Lochner, Curtis	0-1	0-0	1-2	1	0	1	0	1	0	0	0	0	2	
Team					1	1	2								
Totals		26-59	3-12	24-37	11	24	35	21	79	10	14	2	4	200	

FG % 1st Half: 10-25 40.0% 2nd half: 16-34 47.1% Game: 26-59 44.1%
 3FG % 1st Half: 0-4 0.0% 2nd half: 3-8 37.5% Game: 3-12 25.0%
 FT % 1st Half: 9-16 56.3% 2nd half: 15-21 71.4% Game: 24-37 64.9%

Deadball Rebounds 8

Buffalo 99 • 7-6

#	Player	Total		3-Ptr		Rebounds			PF	TP	A	TO	Blk	Stl	Min
		FG-FGA	FG-FGA	FT-FTA	Off	Def	Tot								
33	PERKINS, Nick	4-8	1-4	0-0	0	7	7	4	9	2	3	2	1	24	
34	SMART, Ikenna	1-1	0-0	0-0	2	3	5	5	2	1	2	0	0	8	
01	BEARDEN, Lamonte	2-5	0-1	5-6	1	1	2	4	9	5	0	0	0	25	
02	CONNER, Willie	7-11	2-6	7-7	0	2	2	3	23	6	2	0	2	34	
10	SKETE, Jarryn	6-12	5-10	3-4	0	2	2	3	20	1	1	0	1	36	
03	MASSINBURG, CJ	5-10	2-5	1-2	1	2	3	2	13	5	0	1	2	26	
04	KADIRI, David	3-7	0-3	0-4	5	2	7	5	9	0	1	0	1	14	
20	WIGGINTON, Rodell	0-6	0-3	0-0	1	1	2	1	0	1	4	0	0	11	
21	RAKICEVIC, Nikola	5-6	1-1	3-5	1	4	5	0	14	0	0	0	0	20	
24	PINO, Christian	0-0	0-0	0-0	0	0	0	0	0	0	0	0	0	2	
Team					1	3	4								
Totals		33-66	11-30	22-28	12	27	39	27	99	21	13	3	7	200	

FG % 1st Half: 18-37 48.6% 2nd half: 15-29 51.7% Game: 33-66 50.0%
 3FG % 1st Half: 3-12 25.0% 2nd half: 8-18 44.4% Game: 11-30 36.7%
 FT % 1st Half: 6-9 66.7% 2nd half: 16-19 84.2% Game: 22-28 78.6%

Deadball Rebounds 3

Officials: Kevin O'Connell, Geoff Vejsicky, Rod Mrakovich
 Technical fouls: Delaware-TEAM. Buffalo-None.
 Attendance: 3212

Score by periods	1st	2nd	Total
Delaware	29	50	79
Buffalo	45	54	99

Points	In Paint	Off T/O	2nd Chance	Fast Break	Bench
Delaware	42	13	13	4	10
Buffalo	40	13	12	13	36

Last FG - DELAWARE 2nd-01:16, UB 2nd-00:34.
 Largest lead - DELAWARE by 3 1st-11:54, UB by 21 2nd-06:52.
 DELAWARE led for 03:08. UB led for 35:10. Game was tied for 01:42.

Score tied - 2 times.
 Lead changed - 4 times.

Official Basketball Box Score -- Game Totals -- Final Statistics Akron vs Buffalo

1/5/16 7:00 pm at Alumni Arena (Buffalo, NY)

Akron 75 • 12-2, 1-0 MAC

#	Player	Total		3-Ptr		Rebounds			PF	TP	A	TO	Blk	Stl	Min
		FG-FGA	FG-FGA	FT-FTA	Off	Def	Tot								
02	CHEATHAM, Jr., Kwan	3-6	2-3	0-1	2	3	5	4	8	2	0	1	0	17	
21	McADAMS, Reggie	5-9	4-7	0-0	1	2	3	3	14	1	1	0	0	31	
23	JOHNSON, Isaiah	6-9	0-0	2-4	5	4	9	4	14	2	5	0	0	31	
14	ROBOTHAM, Noah	0-4	0-3	3-5	0	4	4	0	3	2	1	0	0	27	
55	JACKSON, Antino	5-16	3-10	3-3	1	0	1	3	16	7	0	0	1	33	
00	IVEY, Jimond	2-4	0-1	0-0	0	0	0	1	4	0	0	0	0	6	
01	WILLIAMS, Josh	2-5	1-4	0-0	0	4	4	0	5	0	0	1	1	11	
11	JACKSON, Aaron	0-1	0-1	0-0	0	0	0	0	0	0	0	0	0	3	
15	KRETZER, Jake	2-8	2-8	2-2	3	3	6	3	8	3	0	0	0	27	
35	FORSYTHE, Pat	1-2	0-0	1-2	1	4	5	1	3	0	1	0	0	14	
Team					1	1	2								
Totals		26-64	12-37	11-17	14	25	39	19	75	17	8	2	2	200	

FG % 1st Half: 13-35 37.1% 2nd half: 13-29 44.8% Game: 26-64 40.6%
 3FG % 1st Half: 6-21 28.6% 2nd half: 6-16 37.5% Game: 12-37 32.4%
 FT % 1st Half: 3-5 60.0% 2nd half: 8-12 66.7% Game: 11-17 64.7%

Deadball Rebounds 0

Buffalo 71 • 7-7, 0-1 MAC

#	Player	Total		3-Ptr		Rebounds			PF	TP	A	TO	Blk	Stl	Min
		FG-FGA	FG-FGA	FT-FTA	Off	Def	Tot								
00	HAMILTON, Blake	7-13	1-3	0-0	1	3	4	2	15	3	3	1	1	32	
34	SMART, Ikenna	4-6	0-0	1-2	1	2	3	1	9	0	0	0	0	20	
01	BEARDEN, Lamonte	4-10	0-2	4-4	1	5	6	3	12	2	5	0	1	26	
02	CONNER, Willie	4-8	2-6	6-7	1	6	7	3	16	1	0	0	1	36	
10	SKETE, Jarryn	2-5	2-4	1-2	0	1	1	2	7	2	0	0	0	28	
03	MASSINBURG, CJ	1-5	0-0	0-0	0	5	5	1	2	2	2	0	0	22	
04	KADIRI, David	1-1	0-0	0-1	1	0	1	2	2	0	0	1	0	11	
20	WIGGINTON, Rodell	1-5	0-0	4-6	0	6	6	2	6	1	1	0	0	16	
33	PERKINS, Nick	1-2	0-1	0-0	4	1	5	2	2	1	0	0	0	9	
Team					0	1	1								
Totals		25-55	5-16	16-22	9	30	39	18	71	12	11	2	3	200	

FG % 1st Half: 13-26 50.0% 2nd half: 12-29 41.4% Game: 25-55 45.5%
 3FG % 1st Half: 1-6 16.7% 2nd half: 4-10 40.0% Game: 5-16 31.3%
 FT % 1st Half: 8-11 72.7% 2nd half: 8-11 72.7% Game: 16-22 72.7%

2016-17 BUFFALO BULLS BASKETBALL



2015-16 GAME RECAPS

Official Basketball Box Score -- Game Totals -- Final Statistics Buffalo vs Eastern Michigan 01-12-16 7:04 p.m. at Ypsilanti, Mich. (Convocation Center)

Buffalo 69 • 8-8, 1-2 MAC

##	Player	Total			3-Ptr			Rebounds			PF	TP	A TO	Bl	Stl	Min
		FG-FG	FG-FG	FT-FT	Off	De	To	Off	De	To						
00	HAMILTON, Blake	f	5-12	2-5	4-5	3	9	12	2	16	2	5	0	1	31	
34	SMART, Ikenna	f	0-1	0-0	0-0	1	2	3	4	0	0	1	1	0	6	
01	BEARDEN, Lamonte	g	0-5	0-3	4-7	1	1	4	4	2	3	1	1	32		
02	CONNER, Willie	g	5-11	2-7	2-4	2	0	2	1	14	0	4	0	32		
10	SKETE, Jarryn	g	3-9	2-7	0-0	2	1	3	5	8	1	1	0	25		
03	MASSINBURG, CJ	g	3-3	0-1	0-2	2	2	4	0	1	2	0	1	17		
04	KADIRI, David	g	0-2	0-0	7-11	4	0	4	4	13	1	1	1	14		
20	WIGGINTON, Rodell	g	4-5	0-0	1-1	2	3	5	9	1	4	0	0	18		
33	PERKINS, Nick	g	1-7	0-2	3-5	2	11	13	4	5	0	2	1	0	25	
Team						1	2									
Totals			21-55	6-25	21-35	20	29	49	33	69	8	23	4	4	200	

FG % 1st Half: 9-24 37.5% 2nd half: 12-31 38.7% Game: 21-55 38.2%
3FG % 1st Half: 2-10 20.0% 2nd half: 4-15 26.7% Game: 6-25 24.0%
FT % 1st Half: 11-17 64.7% 2nd half: 10-18 55.6% Game: 21-35 60.0%

Deadball
Rebounds
6

Eastern Michigan 81 • 10-6, 2-1 MAC

##	Player	Total			3-Ptr			Rebounds			PF	TP	A TO	Bl	Stl	Min
		FG-FG	FG-FG	FT-FT	Off	De	To	Off	De	To						
04	NAZIONE, Brandon	f	3-5	0-0	8-10	2	4	6	4	14	1	0	3	1	17	
05	PRICE, Jodan	f	1-5	1-5	0-0	0	0	0	2	3	0	0	0	1	19	
02	THOMPSON IV, Jame	c	2-3	0-0	9-12	5	7	12	4	13	1	1	3	2	32	
00	LEE, Raven	g	4-15	0-4	6-9	0	2	2	3	14	4	1	0	2	36	
32	TONEY, Ty	g	6-13	0-1	5-7	1	3	4	1	17	3	2	0	5	34	
01	BOND, Tim	g	3-4	0-0	1-3	1	2	3	5	7	0	0	1	2	28	
10	MANGUM IV, Willie	g	3-6	1-3	4-4	0	2	2	4	11	0	4	0	1	19	
13	PERRY, Trent	g	0-2	0-0	2-2	0	0	0	1	2	0	0	0	0	5	
15	NOBLES, Jordan	g	0-1	0-0	0-0	0	0	0	2	0	1	0	0	2	10	
Team						1	2	3								
Totals			22-54	2-15	35-47	10	22	32	26	81	10	8	7	16	200	

FG % 1st Half: 10-27 37.0% 2nd half: 12-27 44.4% Game: 22-54 40.7%
3FG % 1st Half: 1-8 12.5% 2nd half: 1-7 14.3% Game: 2-15 13.3%
FT % 1st Half: 11-17 64.7% 2nd half: 1-4 80.0% Game: 35-47 74.5%

Deadball
Rebounds
5

Officials: Glenn Mayborg, Frank Spencer, Jim Schipper
Technical fouls: Buffalo-None. Eastern Michigan-None.
Attendance: 1333
Buffalo #20 fouled out at 2:11
Buffalo #10 fouled out at 1:48
EMU #1 fouled out at 0:24

Score by periods	1st	2nd	Total
Buffalo	31	38	69
Eastern Michigan	32	49	81

	In	Off	2nd	Fast	Bench
	Paint	T/O	Chance	Break	
UB	30	7	19	8	27
EMU	36	28	9	12	20

Last FG - UB 2nd-01:56, EMU 2nd-02:30.
Largest lead - UB by 5 1st-11:50, EMU by 14 2nd-03:15.
UB led for 09:06, EMU led for 27:07. Game was tied for 03:47.

Score tied - 8 times.
Lead changed - 8 times.

Official Basketball Box Score -- Game Totals -- Final Statistics Buffalo vs Miami University 01/19/16 7 PM ET at Millett Hall, Oxford, Ohio

Buffalo 77 • 10-8; 3-2 MAC

##	Player	Total			3-Ptr			Rebounds			PF	TP	A TO	Bl	Stl	Min
		FG-FG	FG-FG	FT-FT	Off	De	To	Off	De	To						
00	HAMILTON, Blake	f	7-12	2-5	6-7	2	7	9	2	22	4	3	0	4	34	
34	SMART, Ikenna	g	3-4	0-0	0-2	5	5	10	1	6	1	0	0	0	21	
02	CONNER, Willie	g	2-6	1-4	2-2	2	0	2	5	7	3	2	0	0	28	
03	MASSINBURG, CJ	g	5-12	2-5	1-2	1	3	4	1	13	1	5	0	1	32	
10	SKETE, Jarryn	g	2-14	1-8	1-2	1	6	7	0	7	4	1	0	1	33	
04	KADIRI, David	g	5-6	0-0	2-2	3	1	4	4	12	0	0	0	0	19	
21	RAKICEVIC, Nikola	g	0-0	0-0	0-0	0	0	0	0	2	1	0	1	12		
24	PINO, Christian	g	0-1	0-0	0-0	0	0	0	0	0	0	0	0	0	2	
33	PERKINS, Nick	g	4-8	0-2	2-3	3	3	6	3	10	0	1	0	0	19	
Team						2	0	2								
Totals			28-63	6-24	15-20	19	25	44	16	77	15	13	0	8	200	

FG % 1st Half: 10-28 35.7% 2nd half: 18-35 51.4% Game: 28-63 44.4%
3FG % 1st Half: 2-10 20.0% 2nd half: 4-14 28.6% Game: 6-24 25.0%
FT % 1st Half: 8-10 80.0% 2nd half: 7-10 70.0% Game: 15-20 75.0%

Deadball
Rebounds
3

Miami University 60 • 6-12; 0-5 MAC

##	Player	Total			3-Ptr			Rebounds			PF	TP	A TO	Bl	Stl	Min
		FG-FG	FG-FG	FT-FT	Off	De	To	Off	De	To						
21	WRIGHT, Kalif	f	1-5	0-0	0-0	2	2	4	1	2	0	0	0	0	10	
00	MCKNIGHT, Geovonie	g	4-9	0-1	0-0	0	0	0	4	8	1	3	0	1	22	
20	WADE, Dion	g	1-6	1-5	0-1	1	4	5	1	3	0	1	0	0	19	
30	HAROUNA, Abdoulay	g	1-3	0-2	2-2	0	4	4	2	4	0	1	0	0	22	
33	WASHINGTON, Eric	g	4-8	3-4	2-2	0	1	1	1	13	7	2	0	1	34	
02	MILLS, Rod	g	2-3	1-1	0-1	0	1	1	1	5	0	0	0	0	11	
12	LIVINGSTON, LJ	g	3-4	0-0	2-2	4	0	4	1	8	0	1	0	0	23	
15	BARNES, Ali	g	2-5	2-4	0-0	0	2	2	6	0	2	0	1	25		
22	MOORE, Willie	g	0-3	0-1	2-2	0	0	2	2	2	0	2	0	0	9	
24	BRYANT, Chris	g	3-4	0-0	0-0	0	2	0	2	6	0	0	1	11		
31	ODDO, Brian	g	1-2	1-2	0-0	0	0	0	2	3	2	2	0	0	14	
Team						0	2	2								
Totals			22-52	8-20	8-10	7	18	25	17	60	10	14	0	4	200	

FG % 1st Half: 12-27 44.4% 2nd half: 10-25 40.0% Game: 22-52 42.3%
3FG % 1st Half: 6-15 40.0% 2nd half: 2-5 40.0% Game: 8-20 40.0%
FT % 1st Half: 2-2 100.0% 2nd half: 6-8 75.0% Game: 8-10 80.0%

Deadball
Rebounds
0

Officials: Bart Wegenke, Steve McClunkins, Matt Morales
Technical fouls: Buffalo-None. Miami University-None.
Attendance: 1221

Score by periods	1st	2nd	Total
Buffalo	30	47	77
Miami University	32	28	60

	In	Off	2nd	Fast	Bench
	Paint	T/O	Chance	Break	
UB	40	19	20	14	22
MIAMI	20	13	4	2	30

Last FG - UB 2nd-00:28, MIAMI 2nd-00:15.
Largest lead - UB by 21 2nd-06:43, MIAMI by 6 1st-07:19.
UB led for 20:14, MIAMI led for 18:00. Game was tied for 01:30.

Score tied - 2 times.
Lead changed - 5 times.

Official Basketball Box Score -- Game Totals -- Final Statistics Central Michigan vs Buffalo 1/16/16 3:30 pm at Alumni Arena (Buffalo, NY)

Central Michigan 61 • 9-8, 2-2 MAC

##	Player	Total			3-Ptr			Rebounds			PF	TP	A TO	Bl	Stl	Min
		FG-FG	FG-FG	FT-FTA	Off	Def	Tot	Off	Def	Tot						
24	MEYER, Luke	f	2-6	1-2	0-0	1	2	3	4	5	0	0	0	0	19	
34	SIMONS, John	f	3-7	2-6	0-0	2	8	10	0	8	0	0	0	2	37	
04	SIMMONS, Rayshawn	g	7-19	0-3	0-1	2	4	6	3	14	7	1	0	4	40	
10	STEWART, Austin	g	3-6	1-3	1-1	0	1	1	2	8	0	0	0	18		
15	FOWLER, Chris	g	4-14	0-3	4-5	1	1	2	4	12	5	5	0	0	40	
01	REDMAN, Corey	g	0-1	0-1	0-0	0	0	0	0	1	0	0	0	0	5	
12	KOZINSKI, Josh	g	4-11	3-9	1-1	0	1	1	4	12	1	1	1	1	30	
23	SCOTT, DaRohn	g	1-2	0-0	0-0	0	1	1	2	2	0	1	1	1	11	
Team						2	4	6								
Totals			24-66	7-27	6-8	8	22	30	20	61	13	9	2	8	200	

FG % 1st Half: 9-32 28.1% 2nd half: 15-34 44.1% Game: 24-66 36.4%
3FG % 1st Half: 4-14 28.6% 2nd half: 3-13 23.1% Game: 7-27 25.9%
FT % 1st Half: 1-1 100.0% 2nd half: 5-7 71.4% Game: 6-8 75.0%

Deadball
Rebounds
0

Buffalo 74 • 9-8, 2-2 MAC

##	Player	Total			3-Ptr			Rebounds			PF	TP	A TO	Bl	Stl	Min
		FG-FG	FG-FG	FT-FTA	Off	Def	Tot	Off	Def	Tot						
00	HAMILTON, Blake	f	5-8	3-5	1-2	1	8	9	2	14	3	2	0	0	31	
34	SMART, Ikenna	f	4-6	0-0	1-3	2	5	7	2	9	2	0	0	0	19	
02	CONNER, Willie	g	5-9	1-4	2-2	0	4	4	2	13	1	3	1	0	31	
03	MASSINBURG, CJ	g	2-6	0-2	4-6	0	6	6	2	8	1	2	1	1	32	



2016-17 BUFFALO BULLS BASKETBALL

2015-16 GAME RECAPS

Official Basketball Box Score -- Game Totals -- Final Statistics Ball State vs Buffalo 1/26/16 7:00 pm at Alumni Arena (Buffalo, NY)

Ball State 64 • 13-7, 4-3 MAC

#	Player	Total		3-Ptr		Rebounds			PF	TP	A	TO	Blk	Stl	Min	
		FG-FGA	FG-FGA	FT-FTA	Off	Def	Tot									
12	CALHOUN, Bo	f	5-8	1-3	0-0	2	10	12	0	11	2	2	0	1	32	
15	HOUSE, Franko	f	3-4	0-1	3-4	1	0	1	5	9	0	2	0	0	14	
00	KIAPWAY, Francis	g	2-6	1-4	1-3	0	1	1	2	6	3	0	0	0	30	
22	TYLER, Jeremie	g	0-5	0-4	2-2	0	1	1	3	2	0	3	1	1	21	
33	WEBER, Ryan	g	0-3	0-2	3-4	0	2	2	2	3	2	5	0	0	28	
01	SMITH, Naiel	g	1-3	0-0	0-0	0	0	0	4	2	0	0	0	0	13	
24	DAVIS, Jeremiah	g	4-5	2-3	3-4	0	1	1	2	13	2	5	0	0	18	
34	SELLERS, Sean	g	1-2	0-1	0-0	0	1	1	2	2	0	0	0	0	11	
41	MOSES, Trey	g	3-5	0-0	5-7	1	3	4	2	11	3	1	1	2	22	
52	WELLS, Nate	g	2-2	0-0	1-3	0	5	5	1	5	0	1	0	0	9	
Team							0 1 1									
Totals			21-43	4-18	18-27	4	25	29	23	64	12	19	2	4	200	

FG % 1st Half: 9-23 39.1% 2nd half: 12-20 60.0% Game: 21-43 48.8%
 3FG % 1st Half: 1-10 10.0% 2nd half: 3-8 37.5% Game: 4-18 22.2%
 FT % 1st Half: 10-14 71.4% 2nd half: 8-13 61.5% Game: 18-27 66.7%

Buffalo 76 • 11-9, 4-3 MAC

#	Player	Total		3-Ptr		Rebounds			PF	TP	A	TO	Blk	Stl	Min	
		FG-FGA	FG-FGA	FT-FTA	Off	Def	Tot									
00	HAMILTON, Blake	f	4-10	1-6	5-7	1	8	9	2	14	0	3	0	1	32	
34	SMART, Ikenna	f	1-3	0-0	0-0	1	3	4	4	2	0	0	0	1	17	
01	BEARDEN, Lamonte	g	8-14	0-1	2-3	2	1	3	1	18	6	2	0	4	28	
02	CONNER, Willie	g	4-9	2-5	2-4	0	1	1	1	12	1	0	0	0	29	
10	SKEETE, Jarryn	g	2-8	2-7	6-8	2	4	6	3	12	6	2	0	1	30	
03	MASSINBURG, CJ	g	1-3	0-1	4-4	1	0	1	2	6	0	0	0	0	23	
20	WIGGINTON, Rodell	g	2-2	0-0	0-0	0	3	3	2	4	0	3	0	1	11	
21	RAKICEVIC, Nikola	g	2-2	0-0	0-0	0	0	0	1	4	0	0	0	0	10	
33	PERKINS, Nick	g	2-4	0-1	0-0	0	5	5	4	0	1	0	0	0	20	
Team							1 0 1									
Totals			26-55	5-21	19-26	8	25	33	21	76	13	11	0	8	200	

FG % 1st Half: 11-28 39.3% 2nd half: 15-27 55.6% Game: 26-55 47.3%
 3FG % 1st Half: 2-11 18.2% 2nd half: 3-10 30.0% Game: 5-21 23.8%
 FT % 1st Half: 7-8 87.5% 2nd half: 12-18 66.7% Game: 19-26 73.1%

Officials: Larry Scrotto, Donnie Eppley, Kevin O'Connell
 Technical fouls: Ball State-None. Buffalo-None.
 Attendance: 3522

Score by periods	1st	2nd	Total
Ball State	29	35	64
Buffalo	31	45	76

Points	In	Off	2nd	Fast	Bench
BSU	Paint	T/O	Chance	Break	
UB	26	11	4	2	33
UB	20	24	10	6	18

Last FG - BSU 2nd-00:47, UB 2nd-00:16.
 Largest lead - BSU by 5 1st-12:04, UB by 13 2nd-00:16.
 BSU led for 06:45, UB led for 29:44. Game was tied for 03:31.

Score tied - 4 times.
 Lead changed - 5 times.

Official Basketball Box Score -- Game Totals -- Final Statistics Buffalo vs TOLEDO 01/30/16 7:00 p.m. at Savage Arena (Toledo, OH)

Buffalo 73 • 12-9 (5-3 MAC)

#	Player	Total		3-Ptr		Rebounds			PF	TP	A	TO	Blk	Stl	Min	
		FG-FGA	FG-FGA	FT-FTA	Off	De	To									
00	HAMILTON, Blake	f	6-10	3-5	2-4	2	5	7	4	17	0	3	0	3	22	
34	SMART, Ikenna	f	1-2	0-0	0-0	2	2	4	3	2	0	1	1	0	19	
01	BEARDEN, Lamonte	g	5-9	0-1	6-8	1	3	4	2	16	3	4	1	2	28	
02	CONNER, Willie	g	2-7	1-3	2-2	1	3	4	3	7	0	3	0	0	17	
10	SKEETE, Jarryn	g	1-7	1-5	0-0	1	2	3	2	3	5	0	1	37		
03	MASSINBURG, CJ	g	4-9	3-5	2-2	2	2	4	3	13	3	0	0	4	24	
24	KADIRI, David	g	1-3	0-0	0-0	0	1	1	2	2	0	0	0	10		
20	WIGGINTON, Rodell	g	4-6	0-0	2-3	2	6	8	1	10	1	1	0	1	20	
21	RAKICEVIC, Nikola	g	0-1	0-1	0-0	0	1	1	1	0	0	0	0	0	7	
33	PERKINS, Nick	g	1-6	1-4	0-0	0	2	1	3	0	0	1	0	1	16	
Team							0 0 0									
Totals			25-60	9-24	14-19	11	27	38	22	73	10	17	3	11	200	

FG % 1st Half: 15-36 41.7% 2nd half: 10-24 41.7% Game: 25-60 41.7%
 3FG % 1st Half: 8-19 42.1% 2nd half: 1-5 20.0% Game: 9-24 37.5%
 FT % 1st Half: 0-1 0.0% 2nd half: 14-18 77.8% Game: 14-19 73.7%

TOLEDO 68 • 12-9 (3-5 MAC)

#	Player	Total		3-Ptr		Rebounds			PF	TP	A	TO	Blk	Stl	Min	
		FG-FGA	FG-FGA	FT-FTA	Off	De	To									
33	GARBER, Zach	f	1-1	0-0	0-0	2	3	5	1	2	2	1	0	0	18	
53	BOOTHE, Nathan	c	5-13	0-4	5-5	1	11	12	4	15	2	3	0	0	32	
01	WILLIAMS, Jonathan	g	6-17	2-6	1-2	1	1	2	3	15	1	5	0	1	29	
13	SANFORD, Jaelan	g	5-11	2-6	3-3	1	2	3	0	15	0	3	0	3	35	
25	LAUF, Jordan	g	1-2	0-1	2-3	2	4	6	3	4	0	0	0	0	29	
10	MOSLEY, Stuckey	g	5-10	1-3	0-0	1	3	4	3	11	6	3	0	1	32	
03	ROGERS, Nick	g	0-0	0-0	0-0	0	0	0	0	0	0	0	0	0	1	
35	NAVIGATO, Nate	g	1-6	1-5	3-4	1	1	2	3	6	2	2	0	3	24	
Team							2 2 4									
Totals			24-60	6-25	14-17	11	27	38	17	68	13	19	0	8	200	

FG % 1st Half: 10-26 38.5% 2nd half: 14-34 41.2% Game: 24-60 40.0%
 3FG % 1st Half: 2-9 22.2% 2nd half: 4-16 25.0% Game: 6-25 24.0%
 FT % 1st Half: 6-8 75.0% 2nd half: 8-9 88.9% Game: 14-17 82.4%

Officials: Glenn Mayborg, Frank Spencer, Dave Cronin
 Technical fouls: Buffalo-None. TOLEDO-None.
 Attendance: 5041

Score by periods	1st	2nd	Total
Buffalo	38	35	73
TOLEDO	28	40	68

Points	In	Off	2nd	Fast	Bench
UB	Paint	T/O	Chance	Break	
TOLEDO	30	16	13	6	28
TOLEDO	28	16	10	4	17

Last FG - UB 2nd-01:06, TOLEDO 2nd-00:00.
 Largest lead - UB by 14 2nd-12:26, TOLEDO None.
 UB led for 39:32, TOLEDO led for 00:00. Game was tied for 00:28.

Score tied - 1 time.
 Lead changed - 0 times.

Official Basketball Box Score -- Game Totals -- Final Statistics Buffalo vs Northern Illinois 02/02/16 8 p.m. at DeKalb, III. (NIU Convocation Center)

Buffalo 90 • 13-9 (6-3 MAC)

#	Player	Total		3-Ptr		Rebounds			PF	TP	A	TO	Blk	Stl	Min	
		FG-FGA	FG-FGA	FT-FTA	Off	Def	Tot									
00	HAMILTON, Blake	f	1-5	1-4	5-8	1	6	7	5	8	1	1	1	1	17	
34	MARIC, Marin	c	0-1	0-0	1-2	1	1	2	5	1	0	1	1	1	14	
01	BEARDEN, Lamonte	g	6-14	2-4	9-10	1	6	7	1	23	7	3	0	3	35	
02	CONNER, Willie	g	5-10	2-5	2-3	1	1	2	3	14	0	0	1	0	29	
10	SKEETE, Jarryn	g	2-3	2-3	1-2	0	0	0	3	7	1	3	1	2	19	
03	MASSINBURG, CJ	g	2-6	1-3	11-12	5	2	7	2	16	5	3	1	1	32	
04	KADIRI, David	g	1-3	0-0	0-0	0	0	0	3	2	0	0	0	0	7	
20	WIGGINTON, Rodell	g	2-4	0-1	1-1	0	3	3	5	5	2	1	0	0	15	
21	RAKICEVIC, Nikola	g	0-1	0-1	0-2	0	3	3	1	0	1	0	0	0	11	
33	PERKINS, Nick	g	5-9	2-4	2-4	1	6	7	3	14	0	1	0	0	21	
Team							1 0 1									
Totals			24-56	10-25	32-44	11	28	39	31	90	16	14	6	8	200	

FG % 1st Half: 13-25 52.0% 2nd half: 11-31 35.5% Game: 24-56 42.9%
 3FG % 1st Half: 7-11 63.6% 2nd half: 3-14 21.4% Game: 10-25 40.0%
 FT % 1st Half: 14-21 66.7% 2nd half: 18-23 78.3% Game: 32-44 72.7%

Northern Illinois 78 • 16-6 (5-4 MAC)

#	Player	Total		3-Ptr		Rebounds			PF	TP	A	TO	Blk	Stl	Min
		FG-FGA	FG-FGA	FT-FTA	Off	Def	Tot								
11	IROEGBU, Chuks	f	0-1	0-0	3-4	0	1	1	1	3	1	1	0	2	11
34	MARIC, Marin	c	4-9	0-0	11-12	5	6	11	3	19	1	2	1	0	30
05	BAKER, Travon	g	0-5	0-3	0-0	0	2	2	5	0	3	4	1	1	17
23	ARMSTEAD, Aaric	g	1-5	1-1	1-2	0	2	2	4	4	0	4	0	1	24
24	ORRIS, Michael	g	1-4	0-1	0-0	0	0	0							

2016-17 BUFFALO BULLS BASKETBALL

2015-16 GAME RECAPS



Official Basketball Box Score -- Game Totals -- Final Statistics

TOLEDO vs Buffalo

2/9/16 7:00 pm at Alumni Arena (Buffalo, NY)

TOLEDO 71 • 15-9, 6-5 MAC

##	Player	Total		3-Ptr		Rebounds			PF	TP	A	TO	Blk	Stl	Min
		FG-FGA	FG-FGA	FT-FTA	Off	Def	Tot								
33	GARBER, Zach	f	3-5	0-0	7-7	5	2	7	2	13	1	0	0	0	24
53	BOOTHE, Nathan	c	4-13	1-4	2-4	3	8	11	3	11	1	3	1	1	35
01	WILLIAMS, Jonathan	g	6-15	2-7	1-1	0	3	3	3	15	1	3	0	2	31
03	MOSLEY, Stuckey	g	4-11	0-3	2-3	0	5	5	3	10	5	4	0	2	32
13	SANFORD, Jaelan	g	1-4	1-3	0-0	0	1	1	1	3	2	0	0	0	24
10	ROGERS, Nick	g	0-2	0-1	2-2	0	1	1	0	2	0	0	0	0	8
25	LAUF, Jordan	g	2-3	1-2	1-2	1	1	2	1	6	1	1	0	0	26
35	NAVIGATO, Nate	g	3-9	1-6	4-4	2	2	4	1	11	0	1	0	0	20
	Team					6	1	7							
	Totals		23-62	6-26	19-23	17	24	41	14	71	11	13	3	5	200

FG % 1st Half: 9-27 33.3% 2nd half: 14-35 40.0% Game: 23-62 37.1%
 3FG % 1st Half: 2-9 22.2% 2nd half: 4-17 23.5% Game: 6-26 23.1%
 FT % 1st Half: 8-10 80.0% 2nd half: 11-13 84.6% Game: 19-23 82.6%

Buffalo 69 • 14-10, 7-4 MAC

##	Player	Total		3-Ptr		Rebounds			PF	TP	A	TO	Blk	Stl	Min
		FG-FGA	FG-FGA	FT-FTA	Off	Def	Tot								
20	WIGGINTON, Rodell	f	2-4	1-1	0-0	0	2	2	4	5	1	3	0	0	15
34	SMART, Ikenna	f	1-1	0-0	0-0	0	3	3	4	2	0	2	0	0	19
00	HAMILTON, Blake	g	4-11	1-3	1-1	0	3	3	4	10	8	3	0	2	26
02	CONNER, Willie	g	3-4	0-0	1-2	3	2	5	2	7	1	1	2	0	34
10	SKEETE, Jarryn	g	4-14	2-6	0-0	0	6	6	2	10	2	1	0	4	36
03	MASSINBURG, CJ	g	5-9	2-3	0-0	1	1	2	2	12	4	1	0	1	25
04	KADIRI, David	g	1-2	0-0	4-4	0	4	4	6	6	0	1	3	0	19
24	PINO, Christian	g	0-0	0-0	0-0	0	0	0	0	0	0	0	0	0	0
33	PERKINS, Nick	g	6-9	3-4	2-2	1	3	4	1	17	0	1	0	0	26
	Team					0	1	1							
	Totals		26-54	9-17	8-9	5	25	30	23	69	16	13	5	7	200

FG % 1st Half: 14-27 51.9% 2nd half: 12-27 44.4% Game: 26-54 48.1%
 3FG % 1st Half: 6-11 54.5% 2nd half: 3-6 50.0% Game: 9-17 52.9%
 FT % 1st Half: 3-3 100.0% 2nd half: 5-6 83.3% Game: 8-9 88.9%

Officials: D.J. Carstensen, Jim Schipper, Todd Sweeney
 Technical fouls: TOLEDO-None. Buffalo-None.
 Attendance: 2706

Score by periods	1st	2nd	Total
TOLEDO	28	43	71
Buffalo	37	32	69

	In	Off	2nd	Fast	Bench
Points	Paint	T/O	Chance	Break	
TOLEDO	28	20	21	5	19
UB	32	18	11	8	35

Last FG - TOLEDO 2nd-00:02, UB 2nd-01:50.
 Largest lead - TOLEDO by 3 1st-18:19, UB by 12 2nd-13:43.
 TOLEDO led for 04:53, UB led for 32:09, Game was tied for 02:58.
 Score tied - 5 times.
 Lead changed - 8 times.

Official Basketball Box Score -- Game Totals -- Final Statistics

Ohio vs Buffalo

2/12/16 7:00 pm at Alumni Arena (Buffalo, NY)

Ohio 94 • 16-8, 7-5 MAC

##	Player	Total		3-Ptr		Rebounds			PF	TP	A	TO	Blk	Stl	Min
		FG-FGA	FG-FGA	FT-FTA	Off	Def	Tot								
00	SETTY, Treg	f	5-6	0-0	0-0	0	2	2	3	10	3	3	0	0	17
13	KAMINSKI, Kenny	f	2-6	1-4	0-0	0	3	3	2	5	2	0	0	0	19
33	CAMPBELL, Antonio	f	11-16	4-5	2-2	5	10	15	4	28	1	1	2	1	27
02	SIMMONS, Jaaron	g	5-12	0-2	3-4	0	6	6	4	13	6	7	0	1	36
35	DARTIS, Jordan	g	7-12	7-10	2-2	0	0	0	2	23	3	0	0	0	37
03	GOLLON, James	g	0-0	0-0	0-0	0	0	0	0	0	0	0	0	0	1
04	MOMPREMIER, Wadly	g	0-1	0-0	0-0	0	0	0	0	1	0	0	0	0	2
11	HARLEY, Khari	g	0-0	0-0	0-0	0	0	0	0	0	0	0	0	0	2
12	CRABTREE, Drew	g	0-0	0-0	0-0	0	0	0	0	0	0	0	0	0	1
15	MCDONALD, Jaylin	g	0-0	0-0	0-0	0	0	0	0	0	0	0	0	0	1
21	FRAYER, Sam	g	0-2	0-0	0-0	0	0	0	0	0	0	0	0	0	1
22	BLOCK, Gavin	g	3-7	1-3	0-1	1	5	6	2	7	2	0	3	34	
24	LASTER, Mike	g	1-3	0-0	0-0	1	0	1	0	2	0	0	0	0	14
45	TAYLOR, Doug	g	2-2	1-1	1-2	1	3	4	4	6	0	0	1	0	8
	Team					2	2	4							
	Totals		36-67	14-25	8-11	10	31	41	22	94	22	13	3	5	200

FG % 1st Half: 16-35 45.7% 2nd half: 20-32 62.5% Game: 36-67 53.7%
 3FG % 1st Half: 7-14 50.0% 2nd half: 7-11 63.6% Game: 14-25 56.0%
 FT % 1st Half: 5-6 83.3% 2nd half: 3-5 60.0% Game: 8-11 72.7%

Buffalo 75 • 14-11, 7-5 MAC

##	Player	Total		3-Ptr		Rebounds			PF	TP	A	TO	Blk	Stl	Min
		FG-FGA	FG-FGA	FT-FTA	Off	Def	Tot								
33	PERKINS, Nick	f	2-5	1-3	0-0	0	5	5	3	5	1	2	1	0	21
34	SMART, Ikenna	f	0-1	0-0	0-0	3	0	3	4	0	2	0	0	1	17
00	HAMILTON, Blake	g	3-12	0-4	1-1	0	6	6	2	7	4	3	0	1	27
02	CONNER, Willie	g	3-6	0-1	4-4	0	2	2	3	10	2	2	0	1	30
10	SKEETE, Jarryn	g	1-8	0-4	0-0	0	1	1	1	2	2	0	0	2	32
03	MASSINBURG, CJ	g	11-18	4-6	10-13	0	5	5	2	36	3	0	2	4	29
04	KADIRI, David	g	4-6	0-0	1-4	1	3	4	3	9	0	1	1	0	21
20	WIGGINTON, Rodell	g	1-2	0-1	4-6	1	0	1	0	6	0	2	0	1	21
24	PINO, Christian	g	0-0	0-0	0-0	0	0	0	0	0	0	0	0	0	2
	Team					3	1	4							
	Totals		25-58	5-19	20-28	8	23	31	18	75	12	12	4	10	200

FG % 1st Half: 9-26 34.6% 2nd half: 16-32 50.0% Game: 25-58 43.1%
 3FG % 1st Half: 1-9 11.1% 2nd half: 4-10 40.0% Game: 5-19 26.3%
 FT % 1st Half: 9-12 75.0% 2nd half: 11-16 68.8% Game: 20-28 71.4%

Officials: Chris Beaver, Jim Bruno, Tim Stewart
 Technical fouls: Ohio-None. Buffalo-None.
 Attendance: 2702

Score by periods	1st	2nd	Total
Ohio	44	50	94
Buffalo	28	47	75

	In	Off	2nd	Fast	Bench
Points	Paint	T/O	Chance	Break	
OHIO	44	13	14	12	15
UB	34	16	3	6	51

Last FG - OHIO 2nd-01:39, UB 2nd-00:32.
 Largest lead - OHIO by 30 2nd-09:20, UB by 1 1st-19:24.
 OHIO led for 38:10, UB led for 00:30, Game was tied for 00:13.
 Score tied - 0 times.
 Lead changed - 2 times.

Official Basketball Box Score -- Game Totals -- Final Statistics

Buffalo vs Akron

2/16/16 7:00 p.m. ET at Akron, Ohio (James A Rhodes Arena)

Buffalo 70 • 14-12, 7-6 MAC

##	Player	Total		3-Ptr		Rebounds			PF	TP	A	TO	Blk	Stl	Min
		FG-FGA	FG-FGA	FT-FTA	Off	De	To								
00	HAMILTON, Blake	*	2-8	0-3	2-3	1	7	8	4	6	3	5	2	2	32
02	CONNER, Willie	*	3-7	1-4	2-4	0	3	3	1	9	0	1	0	1	32
03	MASSINBURG, CJ	*	7-12	0-2	7-9	1	6	7	0	21	2	4	0	4	33
10	SKEETE, Jarryn	*	3-10	2-5	0-0	3	4	7	2	8	0	2	0	1	33
34	SMART, Ikenna	*	1-2	0-0	2-2	1	0	1	3	4	0	2	0	0	12
04	KADIRI, David	*	4-5	0-0	2-2	3	0	3	3	10	0	0	0	0	17
20	WIGGINTON, Rodell	*	3-4	0-0	1-1	3	1	4	4	7	0	1	0	0	13
33	PERKINS, Nick	*	2-9	0-2	1-2	1	3	4	5	1	1	0	0	0	28
	Team					2	1	3	1						
	Totals		25-57	3-16	17-23	15	25	40	22	70	6	17	2	8	200

FG % 1st Half: 15-28 53.6% 2nd half: 10-29 34.5% Game: 25-57 43.9%
 3FG % 1st Half: 1-7 14.3% 2nd half: 2-9 22.2% Game: 3-16 18.8%
 FT % 1st Half: 5-7 71.4% 2nd half: 12-16 75.0% Game: 17-23 73.9%

Akron 80 • 21-5, 10-3 MAC

##	Player	Total		3-Ptr		Rebounds			PF	TP	A	TO	Blk	Stl	Min
		FG-FGA	FG-FGA	FT-FTA	Off	De	To								
02	CHEATHAM, Jr., Kwa	*	1-3	0-2	0-0	2	3	5	3	2	2	3	3	0	19
14	ROBOTHAM, Noah	*	5-12	4-6	2-4	1	0	1	1	16	6	3	0	2	37
15	KRET														



2016-17 BUFFALO BULLS BASKETBALL

2015-16 GAME RECAPS

Official Basketball Box Score -- Game Totals -- Final Statistics

Kent State vs Buffalo
2/23/16 6:00 pm at Alumni Arena (Buffalo, NY)

Kent State 70 • 18-10, 9-6 MAC

#	Player	Total		3-Ptr		Rebounds			PF	TP	A TO	Blk	Stl	Min
		FG-FGA	FG-FGA	FT-FTA	Off	Def	Tot							
35	HALL, Jimmy	8-18	0-0	4-8	3	2	5	3	20	2	3	1	0	31
21	SPICER, Khalid	6-8	0-0	1-4	6	5	11	1	13	0	1	1	0	26
05	THOMAS, Kellon	3-8	1-2	0-1	0	2	2	3	7	1	1	0	1	29
15	CANCER, Galal	2-9	1-3	0-0	3	2	5	2	5	2	3	0	1	32
30	EDWIN, Deon	6-10	2-4	0-0	1	2	3	2	14	1	1	0	1	28
00	AVERY, Jalen	0-3	0-3	0-0	0	1	1	0	0	1	1	0	2	13
03	JONES, Marvin	0-0	0-0	0-0	0	0	0	2	0	1	1	0	0	14
04	ORTIZ, Chris	2-7	0-0	1-2	0	1	1	5	5	1	4	0	0	15
11	FLEMING, Jon	0-0	0-0	0-0	1	0	1	0	0	0	0	0	0	1
32	DAVIS, Raasean	1-3	0-0	4-4	2	2	4	1	6	0	0	1	0	11
Team		2-3		2		5								
Totals		28-66	4-12	10-19	18	20	38	19	70	9	15	3	5	200

FG % 1st Half: 15-39 38.5% 2nd half: 13-27 48.1% Game: 28-66 42.4%
 3FG % 1st Half: 1-6 16.7% 2nd half: 3-6 50.0% Game: 4-12 33.3%
 FT % 1st Half: 2-5 40.0% 2nd half: 8-14 57.1% Game: 10-19 52.6%

Buffalo 87 • 16-12, 9-6 MAC

#	Player	Total		3-Ptr		Rebounds			PF	TP	A TO	Blk	Stl	Min
		FG-FGA	FG-FGA	FT-FTA	Off	Def	Tot							
00	HAMILTON, Blake	6-11	2-6	1-2	1	2	3	1	15	3	3	1	0	30
04	KADIRI, David	0-0	0-0	0-0	1	1	2	3	0	0	1	0	0	9
01	BEARDEN, Lamonte	3-4	1-1	4-4	0	2	2	3	11	8	4	0	1	31
02	CONNER, Willie	2-8	1-3	2-2	0	3	3	1	7	0	2	2	1	26
10	SKEETE, Jarryn	2-3	1-2	0-0	0	2	2	1	5	0	0	0	1	22
03	MASSINBURG, CJ	7-10	4-5	3-6	0	2	2	1	21	2	0	1	1	27
15	DISALVO, Zac	1-1	0-0	0-0	1	0	1	0	2	0	0	0	0	1
20	WIGGINTON, Rodell	1-4	0-1	0-0	1	4	5	1	2	0	0	1	0	11
24	PINO, Christian	0-1	0-1	0-0	0	0	0	0	0	1	0	0	0	1
33	PERKINS, Nick	5-8	1-4	2-3	0	3	3	2	13	1	1	0	0	19
34	SMART, Ikenna	3-4	0-0	5-6	3	4	7	5	11	0	0	1	1	23
Team		0-2		2		2								
Totals		30-54	10-23	17-23	7	25	32	18	87	19	12	8	6	200

FG % 1st Half: 14-29 48.3% 2nd half: 16-25 64.0% Game: 30-54 55.6%
 3FG % 1st Half: 4-12 33.3% 2nd half: 6-11 54.5% Game: 10-23 43.5%
 FT % 1st Half: 4-6 66.7% 2nd half: 13-17 76.5% Game: 17-23 73.9%

Officials: Kevin Ferguson, Greg Langsdorf, Todd Von Sossan
 Technical fouls: Kent State-None. Buffalo-None.
 Attendance: 3284

Score by periods	1st	2nd	Total
Kent State	33	37	70
Buffalo	36	51	87

Points In Off 2nd Fast
KENTST 40 16 22 9 11
UB 34 22 10 8 49

Official Basketball Box Score -- Game Totals -- Final Statistics

Buffalo vs Ohio
02/27/16 4 p.m. ET at Athens, Ohio (Convocation Center)

Buffalo 96 • 16-13 (9-7 MAC)

#	Player	Total		3-Ptr		Rebounds			PF	TP	A TO	Blk	Stl	Min
		FG-FG	FG-FG	FT-FT	Off	De	To							
00	HAMILTON, Blake	7-13	2-7	6-8	1	10	11	5	22	3	3	1	0	36
02	CONNER, Willie	11-17	3-6	3-4	0	2	2	4	28	0	2	0	1	43
04	KADIRI, David	1-5	0-0	0-0	1	3	4	2	0	0	0	0	0	14
01	BEARDEN, Lamonte	5-15	1-2	3-7	1	2	3	3	14	4	2	1	1	36
10	SKEETE, Jarryn	1-3	1-3	0-0	0	3	3	3	0	0	1	1	22	
03	MASSINBURG, CJ	1-4	0-1	6-6	3	2	5	4	8	1	1	0	0	26
20	WIGGINTON, Rodell	4-8	0-1	1-2	3	3	6	5	9	0	1	0	0	18
33	PERKINS, Nick	2-6	0-3	3-3	2	2	4	5	7	0	2	1	0	13
34	SMART, Ikenna	1-2	0-0	1-2	3	2	5	3	0	1	0	0	0	17
Team		1-0		1		1								
Totals		33-73	7-23	23-32	15	29	44	36	96	8	12	6	4	225

FG % 1st Half: 15-34 44.1% 2nd half: 15-30 50.0% OT: 3-9 33.3% Game: 33-73 45.2%
 3FG % 1st Half: 5-12 41.7% 2nd half: 2-7 28.6% OT: 0-4 0.0% Game: 7-23 30.4%
 FT % 1st Half: 7-9 77.8% 2nd half: 11-16 68.8% OT: 5-7 71.4% Game: 23-32 71.9%

Ohio 103 • 19-9 (10-6 MAC)

#	Player	Total		3-Ptr		Rebounds			PF	TP	A TO	Blk	Stl	Min
		FG-FG	FG-FG	FT-FT	Off	De	To							
00	SETTY, Treg	8-13	1-1	7-11	2	7	9	5	24	1	3	1	0	30
13	KAMINSKI, Kenny	7-18	5-14	3-3	1	4	5	3	22	0	2	0	1	39
33	CAMPBELL, Antonio	2-7	0-2	2-4	1	8	9	5	6	1	0	5	1	34
02	SIMMONS, Jaaron	8-17	2-4	13-15	0	1	4	31	8	2	0	1	45	
35	DARTIS, Jordan	2-3	2-2	0-0	0	4	4	3	6	1	2	0	0	32
04	MOMPREMIE, Wadi	0-0	0-0	0-2	0	0	0	1	0	0	0	0	0	1
22	BLOCK, Gavin	1-3	0-1	7-10	0	3	3	1	9	0	0	0	0	21
24	LASTER, Mike	0-0	0-0	2-2	0	0	0	2	0	0	0	0	0	14
45	TAYLOR, Doug	1-1	0-0	1-2	1	0	1	0	3	1	0	0	1	9
Team		5-2		7		7								
Totals		29-62	10-24	35-49	10	29	39	22	103	12	10	6	4	225

FG % 1st Half: 16-29 55.2% 2nd half: 11-31 35.5% OT: 2-2 100.0% Game: 29-62 46.8%
 3FG % 1st Half: 5-11 45.5% 2nd half: 3-11 27.3% OT: 2-2 100.0% Game: 10-24 41.7%
 FT % 1st Half: 11-18 61.1% 2nd half: 12-15 80.0% OT: 12-16 75.0% Game: 35-49 71.4%

Officials: Lamont Simpson, Jeff Spedoske, Kyle Ingram
 Technical fouls: Buffalo-HAMILTON, Blake; SKEETE, Jarryn. Ohio-None.
 Attendance: 7221

Score by periods	1st	2nd	OT	Total
Buffalo	42	43	11	96
Ohio	48	37	18	103

Points In Off 2nd Fast
BUFFALO 40 16 22 9 11
OHIO 48 37 18 8 14

Official Basketball Box Score -- Game Totals -- Final Statistics

Miami University vs Buffalo
3/1/16 7:00 pm at Alumni Arena (Buffalo, NY)

Miami University 67 • 12-18, 6-11 MAC

#	Player	Total		3-Ptr		Rebounds			PF	TP	A TO	Blk	Stl	Min
		FG-FGA	FG-FGA	FT-FTA	Off	Def	Tot							
24	BRYANT, Chris	4-9	0-0	1-2	2	4	6	0	9	0	0	1	2	23
00	McKNIGHT, Geovonie	8-13	1-2	4-6	2	4	6	0	21	1	4	0	2	32
20	WADE, Dion	2-5	1-4	3-4	0	8	8	2	8	0	0	1	0	35
00	HAROUNA, Abdoulaye	0-7	0-5	1-2	1	0	1	2	1	1	1	0	1	14
33	WASHINGTON, Eric	6-10	4-5	1-3	0	4	4	1	17	7	2	0	1	37
02	MILLS, Rod	1-4	1-3	0-0	0	3	3	2	3	3	0	0	0	25
11	McLANE, Logan	0-0	0-0	0-0	0	0	0	1	0	0	0	0	0	3
22	LIVINGSTON, LJ	2-5	0-0	0-2	3	2	5	1	4	0	0	1	0	14
21	WRIGHT, Kalif	1-1	0-0	0-0	0	2	2	2	2	0	0	0	0	4
22	MOORE, Willie	1-4	0-1	0-0	0	2	2	2	2	1	0	0	0	13
Team		1-2		3		3								
Totals		25-58	7-20	10-19	9	31	40	13	67	13	8	3	6	200

FG % 1st Half: 10-29 34.5% 2nd half: 15-29 51.7% Game: 25-58 43.1%
 3FG % 1st Half: 4-13 30.8% 2nd half: 3-7 42.9% Game: 7-20 35.0%
 FT % 1st Half: 2-6 33.3% 2nd half: 8-13 61.5% Game: 10-19 52.6%

Buffalo 59 • 16-14, 9-8 MAC

#	Player	Total		3-Ptr		Rebounds			PF	TP	A TO	Blk	Stl	Min
		FG-FGA	FG-FGA	FT-FTA	Off	Def	Tot							
00	HAMILTON, Blake	8-13	4-6	0-1	3	10	13	3	20	0	6	0	0	31
20	WIGGINTON, Rodell	0-7	0-1	0-0	3	2	5	1	0	1	0	1	0	17
01	BEARDEN, Lamonte	4-11	1-5	0-1	0	2	2	4	9	7	1	0	1	34
02	CONNER, Willie	4-9	2-4	0-0	3	1	4	2	10	1	2	3	0	28
10	SKEETE, Jarryn	3-12	2-9	3-5	0	5	5	2	11	3	2	0	1	32
03	MASSINBURG, CJ	1-6	1-4	1-2	2	4	6	1	4	1	0	0	0	20
04	KADIRI, David	0-0	0-0	0-0	1	1	1	0	0	0	0	0	0	8
21	RAKICEVIC, Nikola	0-0	0-0	0-0	0	0	0	0	0	0	0	0	0	5
33	PERKINS, Nick	0-2	0-2	0-0	0	1	1	0	0	0	3	0	0	9
34	SMART, Ikenna	2-2	0-0	1-3	0	1	1	4	5	0	0	0	1	16
Team		3-1		4		4								
Totals		22-62	10-31	5-12	14	28	42	17	59	13	14	4	3	200

FG % 1st Half: 11-31 35.5% 2nd half: 11-31 35.5% Game: 22-62 35.5%
 3FG % 1st Half: 6-14 42.9% 2nd half: 4-17 23.5% Game: 10-31 32.3%
 FT % 1st Half: 1-4 25.0% 2nd half: 4-8 50.0% Game: 5-12 41.7%

Officials: D.J. Carstensen, Chris Beaver, Ray Perone
 Technical fouls: Miami University-None. Buffalo-None.
 Attendance: 4798

Score by periods	1st	2nd	Total
Miami University	26	41	67
Buffalo	29	30	59

Points In Off 2nd Fast
MIAMI 32 15 7 4 11
UB 22 7 16 6 9

Official Basketball Box Score -- Game Totals -- Final Statistics

Buffalo vs Bowling Green
03/04/16 7:00 p.m. at Bowling Green, Ohio (Stroh Center)

Buffalo 87 • 17-14, 10-8 MAC

#	Player	Total		3-Ptr		Rebounds			PF	TP	A TO	Blk	Stl	Min
		FG-FG	FG-FG	FT-FT	Off	De	To							
00	HAMILTON, Blake	7-10	1-1	5-6	1	4	5	3	20	3	1	0	2	27
34	SMART, Ikenna	0-1	0-0	0-0	1	3	4	3	0	0	0	0	0	15

2016-17 BUFFALO BULLS BASKETBALL

2015-16 GAME RECAPS



Official Basketball Box Score -- Game Totals -- Final Statistics Miami vs Buffalo

03-10-16 9 p.m. at Cleveland, Ohio (Quicken Loans Arena)

Miami 81 • 13-20

#	Player	Total		3-Ptr		Rebounds			PF	TP	A	TO	Blk	Stl	Min
		FG-FG	FG-FG	FT-FT	Off	Def	To								
24	BRYANT, Chris	f	2-2	0-0	0-1	0	2	2	4	4	0	0	0	0	10
00	McKNIGHT, Geovonie	g	3-11	0-0	7-8	2	4	6	5	13	4	1	0	1	33
20	WADE, Dion	g	4-10	4-4	4-4	1	2	3	4	16	2	0	0	2	30
30	HAROUNA, Abdoulaye	g	4-9	4-7	0-0	0	4	4	2	12	0	0	0	26	
33	WASHINGTON, Eric	g	4-8	0-2	4-6	1	1	2	12	6	2	0	0	1	32
02	MILLS, Rod	g	0-9	0-3	2-2	1	4	5	2	1	2	0	0	2	24
05	BISCHOFF, Jake	g	0-1	0-1	0-0	0	0	0	1	0	0	0	0	1	
11	McLANE, Logan	g	0-0	0-0	0-0	0	0	0	1	0	0	0	0	1	
12	LIVINGSTON, LJ	g	2-2	0-0	4-5	1	6	7	0	8	0	0	4	18	
14	VUCICA, Jere	g	0-0	0-0	0-0	0	0	0	0	0	0	0	0	1	
21	WRIGHT, Kalif	g	3-6	1-1	0-1	1	0	1	1	7	0	0	0	10	
22	MOORE, Willie	g	1-3	0-0	5-6	1	2	3	2	7	0	0	0	14	
Team					1		1		2						
Totals			23-61	9-22	26-33	9	26	35	27	81	14	8	4	6	200

FG % 1st Half: 8-29 27.6% 2nd half: 15-32 46.9% Game: 23-61 37.7%
 3FG % 1st Half: 3-6 50.0% 2nd half: 6-16 37.5% Game: 9-22 40.9%
 FT % 1st Half: 12-16 75.0% 2nd half: 14-17 82.4% Game: 26-33 78.8%

Deadball
Rebounds
1

Buffalo 94 • 18-14

#	Player	Total		3-Ptr		Rebounds			PF	TP	A	TO	Blk	Stl	Min
		FG-FG	FG-FG	FT-FT	Off	Def	To								
00	HAMILTON, Blake	f	4-11	0-3	3-6	3	13	16	4	11	7	3	0	1	31
34	SMART, Ikenna	f	3-3	0-0	0-2	3	4	7	3	6	0	0	0	0	18
01	BEARDEN, Lamonte	g	5-8	1-2	3-4	0	1	1	4	14	4	1	1	26	
02	CONNER, Willie	g	6-12	6-10	7-10	0	2	2	3	25	3	1	1	0	35
10	SKETE, Jarryn	g	4-8	3-6	2-2	0	4	4	2	13	1	2	0	0	32
03	MASSINBURG, CJ	g	2-6	0-1	6-7	1	6	7	3	10	1	2	1	0	25
04	KADIRI, David	g	1-1	0-0	0-0	1	0	1	3	2	0	1	0	4	
15	DISALVO, Zac	g	0-0	0-0	0-0	0	0	0	0	0	0	0	0	0	
20	WIGGINTON, Rodell	g	2-4	0-0	1-2	0	3	3	2	5	0	0	0	0	14
24	PINO, Christian	g	0-0	0-0	0-0	0	0	0	0	0	0	0	0	0	
33	PERKINS, Nick	g	3-7	1-3	1-1	3	1	4	1	8	0	1	1	0	15
Team					1		2		1						
Totals			30-60	11-25	23-34	12	35	47	25	94	16	11	4	1	200

FG % 1st Half: 14-25 56.0% 2nd half: 16-35 45.7% Game: 30-60 50.0%
 3FG % 1st Half: 5-12 41.7% 2nd half: 6-13 46.2% Game: 11-25 44.0%
 FT % 1st Half: 4-10 40.0% 2nd half: 19-24 79.2% Game: 23-34 67.6%

Deadball
Rebounds
3

Officials: Frank Spencer, Dan Dorian, Rob Kueneman
 Technical fouls: Miami-None, Buffalo-None.
 Attendance: 2311
 2016 Mid-American Conference Tournament Quarterfinal #4
 Winner advances to play Friday, March 11, at 9 p.m.
 Miami #2 fouls out with 1:31 left in the game.
 Miami #0 fouls out with 1:05 left in the game.

Score by periods	1st	2nd	Total
Miami	31	50	81
Buffalo	37	57	94

	In	Off	2nd	Fast	Bench
Points	Paint	T/O	Chance	Break	
MIA	26	15	4	6	24
UB	32	10	16	8	25

Last FG - MIA 2nd-00:25, UB 2nd-00:31.
 Largest lead - MIA by 2 1st-18:37, UB by 17 2nd-04:22.
 MIA led for 01:14, UB led for 37:23. Game was tied for 01:23.

Score tied - 1 time.
 Lead changed - 3 times.

Official Basketball Box Score -- Game Totals -- Final Statistics Buffalo vs Ohio

03-11-16 9:05 p.m. at Cleveland, Ohio (Quicken Loans Arena)

Buffalo 88 • 19-14

#	Player	Total		3-Ptr		Rebounds			PF	TP	A	TO	Blk	Stl	Min
		FG-FG	FG-FG	FT-FT	Off	Def	To								
00	HAMILTON, Blake	f	6-12	4-7	4-4	1	4	5	4	20	2	3	0	0	22
02	CONNER, Willie	f	9-15	3-8	1-1	0	2	3	22	4	1	0	0	0	37
34	SMART, Ikenna	f	0-0	0-0	0-0	0	2	2	2	0	0	0	0	0	11
01	BEARDEN, Lamonte	g	5-15	2-5	3-4	2	4	6	2	15	9	1	1	3	37
10	SKETE, Jarryn	g	1-3	1-3	0-0	0	3	3	3	3	1	3	0	0	15
03	MASSINBURG, CJ	g	2-7	1-1	1-2	3	6	9	1	6	1	0	2	1	27
04	KADIRI, David	g	2-2	0-0	0-0	0	0	0	0	1	4	0	0	0	7
20	WIGGINTON, Rodell	g	2-4	0-0	0-0	1	8	9	1	4	0	1	1	2	20
33	PERKINS, Nick	g	4-6	3-3	3-5	1	4	5	2	14	0	2	0	0	24
Team					4		5								
Totals			31-64	14-27	12-16	12	34	46	19	88	17	11	4	6	200

FG % 1st Half: 14-30 46.7% 2nd half: 17-34 50.0% Game: 31-64 48.4%
 3FG % 1st Half: 7-14 50.0% 2nd half: 7-13 53.8% Game: 14-27 51.9%
 FT % 1st Half: 6-7 85.7% 2nd half: 6-9 66.7% Game: 12-16 75.0%

Deadball
Rebounds
2,1

Ohio 74 • 21-11

#	Player	Total		3-Ptr		Rebounds			PF	TP	A	TO	Blk	Stl	Min
		FG-FG	FG-FG	FT-FT	Off	Def	To								
00	SETTY, Treg	f	6-11	0-2	1-1	4	4	8	4	13	0	1	0	0	27
33	CAMPBELL, Antonio	f	7-17	2-7	0-1	5	6	11	5	16	0	0	1	0	36
02	SIMMONS, Jaaron	g	6-19	1-6	2-4	1	1	2	4	15	8	3	0	0	40
13	KAMINSKI, Kenny	g	4-12	2-7	2-4	0	7	7	0	12	4	2	0	0	32
35	DARTIS, Jordan	g	4-6	3-5	2-2	0	1	1	2	13	0	1	0	0	34
22	BLOCK, Gavin	g	1-3	1-2	0-0	1	3	4	1	3	1	0	0	0	22
24	LASTER, Mike	g	1-3	0-0	0-0	0	0	0	0	2	0	0	0	0	6
45	TAYLOR, Doug	g	0-1	0-0	0-0	1	0	1	0	0	0	0	0	0	3
Team					1		2								
Totals			29-72	9-29	7-12	13	23	36	16	74	13	7	1	0	200

FG % 1st Half: 13-35 37.1% 2nd half: 16-37 43.2% Game: 29-72 40.3%
 3FG % 1st Half: 3-12 25.0% 2nd half: 6-17 35.3% Game: 9-29 31.0%
 FT % 1st Half: 0-3 0.0% 2nd half: 7-9 77.8% Game: 7-12 58.3%

Deadball
Rebounds
0

Officials: Darryl Smith, Steve McClunkins, Rob Kueneman
 Technical fouls: Buffalo-None, Ohio-None.

Attendance: 6427

Winner advances to play Saturday, March 12, in the MAC Tournament Championship

Score by periods	1st	2nd	Total
Buffalo	41	47	88
Ohio	29	45	74

	In	Off	2nd	Fast	Bench
Points	Paint	T/O	Chance	Break	
UB	30	8	14	0	28
OHIO	28	16	14	0	5

Last FG - UB 2nd-01:03, OHIO 2nd-00:53.
 Largest lead - UB by 17 2nd-02:04, OHIO by 6 1st-17:55.
 UB led for 33:43, OHIO led for 04:07. Game was tied for 02:09.

Score tied - 1 time.
 Lead changed - 1 time.

Official Basketball Box Score -- Game Totals -- Final Statistics Buffalo vs Akron

03-12-16 7:35 p.m. at Cleveland, Ohio (Quicken Loans Arena)

Buffalo 64 • 20-14

#	Player	Total		3-Ptr		Rebounds			PF	TP	A	TO	Blk	Stl	Min
		FG-FG	FG-FG	FT-FTA	Off	Def	Tot								
02	CONNER, Willie	f	3-9	1-5	0-0	0	2	2	2	7	1	2	0	2	35
34	SMART, Ikenna	f	1-5	0-0	0-0	6	2	8	1	2	0	3	1	0	14
00	HAMILTON, Blake	g	4-12	3-7	3-3	2	9	11	2	14	0	3	0	4	29
01	BEARDEN, Lamonte	g	4-13	0-2	3-3	2	7	9	1	11	6	1	0	0	34
10	SKETE, Jarryn	g	3-4	1-2	0-0	0	3	3	0	7	0	0	0	0	21
03	MASSINBURG, CJ	g	6-9	4-6	2-2	2	5	7	0	18	0	2	1	2	30
04	KADIRI, David	g	0-0	0-0	0-0	0	0	0	0	0	0	0	0	0	4
20	WIGGINTON, Rodell	g	0-3	0-1	0-0	1	0	1	0	0	0	0	0	0	7
33	PERKINS, Nick	g	2-6	1-5	0-0	0	1	1	1	5	1	2	2	1	26
Team					0		1		1						
Totals			23-61	10-28	8-8	13	30	43	7	64	8	15	4	9	200

FG % 1st Half: 11-30 36.7% 2nd half: 12-31 38.7% Game: 23-61 37.7%
 3FG % 1st Half: 5-12 41.7% 2nd half: 5-16 31.3% Game: 10-28 35.7%
 FT % 1st Half: 6-6 100.0% 2nd half: 2-2 100.0% Game: 8-8 100.0%


Deadball
Rebounds
0

Akron 61 • 26-8

#	Player	Total		3-Ptr		Rebounds			PF	TP	A	TO	Blk	Stl	Min
		FG-FG	FG-FG	FT-FTA	Off	Def	Tot								
02															



NIKE.COM/BASKETBALL



BASKETBALL RECORD BOOK



UB MBB HISTORY

The State University at Buffalo, until 1962 the private University of Buffalo, has enjoyed success on the basketball court from its first official season, 1915-16, when Coach Art Powell's team posted a 7-4 record, through the era of Coaches Mal Eiken and Len Serfustini in the 1940s, 50s and 60s, to recent years.

In its history on the hardwood, UB has won 1,055 games and lost 1,031 against some of the top Division I, II and III teams in the country.

The program gained national recognition under Coach Powell, who was born in Springfield, MA, seven years before Dr. James Naismith invented the sport. Powell, who played basketball and football at Syracuse, class of '07, had a 198-190 record in 28 seasons, including 28 straight wins and 45-5 for three seasons (1929-32), with triumphs over Pitt, West Virginia, Syracuse and Yale.

Powell's 1930-31 team was 15-0, the best mark in UB history, captained by Bob Harrington, a member of the University's Athletic Hall of Fame, along with 1922-23 captain Dr. James J. Ailinger and 1931-32 captain Ed Malanowicz, both outstanding all-around athletes.

In the early 1930s, UB's nickname was changed from "Bisons" to "Bulls" and in 1938 the program moved from the "old barn" that still stands at Rotary Field to Clark Hall on the South (Main Street) Campus.

UB had no athletic program during the war years of 1943-45, but returned to the court in 1945-46, coached by former captain Harrington. Then Eiken, an All-American at Minnesota class of '36, took command as the first full-time faculty member to coach basketball.

Eiken's 1946-47 squad, captained by football star Lou Corriere had a 12-5 season, capped by a game with Buffalo State before 11,891 fans at Memorial Auditorium. Eiken's 1949-50 club was 15-10, and doubleheaders at "The Aud" attracted 10,000 spectators.

UB Hall of Famer Jack Chalmers concluded his career in 1950-51 as the Bulls' first 1,000-point scorer (1,003), and Hal Kuhn was named the outstanding sophomore to appear at The Aud.

Eiken's 1951-52 Bulls were 18-6 and played in the National Association of Intercollegiate Athletics Tournament, where Hall of Famer Kuhn ended the season with a record 458 points and his career with 1,065. Freshman Jim Horne tallied 374 that winter to set a fast pace for a record career of 1,833 points and eventually a place in the Greater Buffalo Sports Hall of Fame.

In 1956, UB President Clifford C. Furnas, an Olympic athlete, initiated a "Five-Year Plan" that would upgrade the total sports program and ignite the Bulls on a trail of banner headlines.

Len Serfustini, a 1950 UB grad, replaced Eiken as

coach and in 14 seasons (1956-70) his Bulls would notch a 205-106 record and play in six NCAA Championship Tournaments.

The first team coached by "Serf" went 18-7, captained by Joe Tontillo (801 career points), and was selected to play in the inaugural NCAA Small College Division Tournament. Chuck Daniels (852 career points), an all-around athlete, was named to play with the College All-Stars.

The 1957-58 Bulls were 17-5 and continued a 21-game winning streak at Clark Hall and UB's four straight NCAA tournament appearances (1957-60).

UB returned to NCAA post-season play in 1962-63 behind All-ECAC star Gary Hanley (598 career rebounds), and in 1964-65 went 19-3, the Bulls' best modern record, opening the season with five wins, snapped at Tennessee, followed by 14 straight and a second-place finish in the NCAA Mid-East Regional Tournament. Future head coach Dan Bazzani co-captained the 1964-65 squad, which also included Harvey Poe (791 career points) and Norb Baschnagel, an NCAA All-Tournament First Team choice.




Ed Muto (left) and Len Serfustini (right), UB's all-time winningest coach.

Ed Muto (Buffalo '50), a Serfustini teammate who had piloted the UB freshman program to a 184-91 record in 14 seasons (1956-70), took the helm in 1970-71 and in three campaigns (1970-73) posted a 37-33 record, 16-8 in his final year.

Individual standouts under Muto included captain Bob Vartanian, who scored 33 points in a win over Brown, and Curtis Blackmore, one of the best big men to ever play for UB. Blackmore, who scored a three-season record 1,287 points, ranks as the No. 2 all-time rebounder (1,175), and still owns six UB records including career (16.8) and season (17.8) rebound average and single-game rebounds (32 vs. UT-Chattanooga).

Leo Richardson (Morris '54), the first black head basketball coach at UB, moved up from his junior varsity post in 1973 and, although his five-season (1973-78) mark was 35-92, he produced several outstanding players while competing against strong Division I foes.

Otis Horne hit for 994 career points, grabbed 457 rebounds and



Coach Ed Muto (left) with Bob Vartanian (right), UB's first player drafted in the NBA. He was chosen by the Buffalo Braves in 1973.



UB MBB HISTORY

set UB's Aud record with 38 points vs. Catholic University. Horace Brawley netted 835 career points including 36 at Gannon, the Bulls' road mark until Mike Martinho hit for 37 during the 1995-96 year.

In 1974, Richardson recruited a 20-year old out of a North Carolina factory who was destined to become one of UB's all-time greats, his departure signaling the end of an era in Bulls basketball. Sam Pellom, a 6-9, 220 center nicknamed "The Franchise," epitomized UB's "Big Time" basketball program.

Pellom, who went on to play four seasons with the NBA Atlanta Hawks, led the nation (NCAA Division I) in rebounding (16.2 average) as a sophomore, receiving All-American honorable mention, finished his career as the Bulls' all-time rebounder (1,296), No. 2 scorer (1,403), and set eight UB records including blocked shots in a season (155) and career (375).

Because SUNY prohibited athletic grants-in-aid, UB declared for Division III status in 1977-78, after which Richardson resigned

and was replaced by Bill Hughes (Greenville '57) in 1978-79, the Bulls' first season in SUNYAC.


Hughes guided the 1979-80 Bulls to a 17-10 mark, their first winning mark in eight years, 10-0 in the SUNYAC Western Division, to second place in the conference tourney, and was named SUNYAC Coach of the Year. Tom Parsons was the West's Player of the Year; Nate Bouie, 500 career rebounds, and Mike Freeman, UB records for field goal and free throw percentages, were also named All-Conference.

Parsons repeated as the West's top player in 1980-81, and the 1981-82 Bulls set a record for games played (30, 13-17), won the SUNYAC championship by defeating defending NCAA Division III titlist Potsdam State, and advanced to the NCAA Division

III East Regional, UB's first postseason appearance since 1965. John Fitzpatrick, the SUNYAC Tournament MVP, and Karon Henderson were All-Conference picks.

Hughes, whose four-season record was 49-70 overall, but 49-26 in Division III, was replaced on an interim basis in 1982-83 by Ken Pope (Buffalo '74), his former top assistant.

The '82-83 campaign was significant in that the Bulls played their final game at Clark Hall, a 93-84 win over Penn State-Behrend on Nov. 30, 1982, and their first game in Alumni Arena, the new, \$13



After a stellar career at UB, Sam Pellom went on to play in the NBA for the Atlanta Hawks.

UB Basketball Chronology

1915-16	UB's first team finishes with a 7-4 record.
1930-31	Team goes a perfect 15-0, the only undefeated season in UB history.
1931-32	School changes nickname from "Bisons" to "Bulls".
1938-39	Team moves to Clark Hall to play all home games.
1942-43	Arthur Powell coaches his last season after 28 years, finishing with a record of 198-190.
1943-45	No team due to WWII.
1951-52	Bulls finish 18-6 and played in the NAIA Tournament.
1954-55	Jim Horne finishes his career as one of the best players in UB history with 1,833 points.
1956-57	Team goes 18-7 and plays in the inaugural NCAA Small College Division Tournament.
1959-60	UB finishes 15-6 and makes its fourth straight appearance in the NCAA Division II Tournament.
1962-63	Returned to NCAA postseason play with a 16-7 record.
1964-65	Won 14 straight games and placed second in the NCAA Mid-East Regional Tournament.
1973	Bob Vartanian becomes the first UB player drafted in the NBA when he was selected in the 13th round by the Buffalo Braves. Sam Pellom, one of UB's all-time great players, arrives at UB.
1974	Declared for NCAA Division III status.
1977-78	Bulls go 10-0 in SUNYAC, Head Coach Bill Hughes named Coach of the Year, Tom Parsons named Player of the Year.
1979-80	Advanced to the Division III East Regional, their last appearance in the NCAA Tournament; Nov. 30, 1982 UB plays final game at Clark Hall, defeating Penn State-Behrend 93-84; Dec. 3, 1982 UB plays first game at Alumni Arena, defeating Stony Brook 71-64.
1981-82	Bulls go 7-1 to start the season but have to forfeit the first eight games due to concerns about two ineligible players. UB returns to Division I status.
1984-85	Tim Cohane announced as head coach.
1991-92	UB joins the Mid-Continent Conference and finishes 18-10, the most wins in the last 30 years.
1993-94	Rasaun Young becomes UB's all-time leading scorer.
1994-95	UB joins the Mid-American Conference and finishes the season 5-24 overall and 1-17 in the conference.
1997-98	Reggie Witherspoon named head coach.
1998-99	Bulls finish the season 17-12 and win their first MAC playoff game - 90-73 over Northern Illinois. Reggie Witherspoon named MAC Coach of the Year.
1999-00	UB wins a school-record 23 games, makes it to the MAC championship game and earns a berth in the NIT for the school's first postseason appearance as a Division I program. Turner Battle named MAC Player of the Year and earns All-America honors.
2003-04	Thanks to an 11-1 start, the Bulls received their first ever votes in the Associated Press Top 25 men's basketball poll. UB wins 19 games - the second-most in school history.
2004-05	Bulls finish season 21-12, advance to MAC championship game and make second ever postseason appearance as a Division I program - facing Wichita State in the CBI. Bulls win Rainbow Classic. Rodney Pierce name All-MAC First Team.
2005-06	The Bulls finish the season 18-12. John Boyer leads the nation in assist-to-turnover ratio (3.7). Rodney Pierce named All-MAC First Team.
2008-09	Buffalo goes 20-14 for its third 20-win season in school history and advances to the third round of the Collegen Insider.com Post season Tournament. Javon McCrea named MAC Freshman of the Year.
2009-10	For the third time in the past four years, the Bulls cracked the 20-win plateau, finishing 20-11 and making the CIT. Mitchell Watt was named the MAC Player of the Year - the first UB player to be honored since Turner Battle ('05).
2010-11	Javon McCrea named first-team All-MAC following the season, the second straight year he is named to the First Team. Legendary Duke point guard Bobby Hurley named the 12th head coach in school history following the season.
2011-12	The Bulls won their first ever outright MAC East Division Title and Javon McCrea was named the MAC Player of the Year as he became the school's all-time leading scorer and the first 2,000-point scorer in UB history.
2012-13	UB won its first ever MAC Title, advancing the NCAA Tournament for the first time in school history. Junior Justin Moss was named the MAC Player of the Year. Assistant coach Nate Oats was promoted to head coach following the season, becoming the 13th head coach in school history.
2013-14	UB became the first MAC team since 2001-2002 to win back-back MAC Titles as the Bulls made their second straight NCAA Tournament appearance. Nate Oats became the first ever UB head coach to win 20 games in his first season.
2014-15	
2015-16	



UB MBB HISTORY



Mike Martinho (left) and Rasaun Young (right) were the best duo to ever play for the Bulls, combining to score 3,616 points during their career.

million fieldhouse on the North (Amherst) Campus, defeating Stony Brook, 71-64, on Dec. 3, 1982.

Dan Bazzani (Buffalo '65), who had a successful nine-season tenure at Niagara County Community College, returned to his alma mater in 1983-84 and guided the Bulls to their first winning record (14-13) in four years. He was the first rookie UB coach to finish over .500 since 1956-57.

Led by All-SUNYAC picks Vince Brown and Greg Franklin, the Bulls stunned defending conference titlist Potsdam, 60-59, before bowing to arch-rival Buffalo State College in the championship game, UB's fifth straight conference tournament appearance.

The 1984-85 Bulls roared to a 7-1 start, including an 87-78 upset of Division II Gannon at Erie, PA, but UB was forced to forfeit those wins because of an administrative error concerning eligibility, lost its top two scorers and rebounders and finished 5-19.

Bazzani got it rolling again in '85-86, the Bulls notching a 14-11 mark that included two tournament titles and a victory over Final Four team Jersey City State.

UB continued its resurgence in 1986-87, winning 15 of 25 games, 13-7 vs. Division III foes, captured two more tournament titles and defeated arch-rival Buffalo State. All-SUNYAC forwards Anthony Miller (14.6 ppg, 8.1 rpg) and Shannon Greer (13.8 ppg, 6.1 rpg) paced the Bulls. Point guard Michael Washington led in assists (143) and steals (48).

In 1987-88, the Bulls went 14-13 before going 16-14 during the 1988-89 campaign. That season, UB won the Pocono Classic by defeating host East Stroudsburg in the championship game. A three-game, week-long road trip to California highlighted the schedule and confirmed the University's desire to compete again at the NCAA Division I level in 1991.

In the 1988-89 season, Bazzani's club went 16-14 and advanced to the championship game of the Mideast Conference before bowing to host Philadelphia Textile. In 1989-90, the Bulls were 14-13, including the championship of the inaugural Shooter's Roundup Basketball Classic. In 1990-91, UB went 13-14, the first losing season in Bazzani's UB career, but the Bulls posted eight consecutive victories early in the

campaign and successfully defended their Shooter's Roundup Classic title.

Senior captain Ricky Coleman closed out his UB career by becoming the team's fifth all-time leading scorer with 1,258 points while junior Rob Middlebrooks became the seventh player in UB history to eclipse the 1,000-point mark.

In 1992-93, the club entered the Division I arena again and, while posting a 2-26 record, had a number of outstanding individual accomplishments, including the play of senior John Blalock. The guard scored 590 points – the most of any player in UB history, while leading the club in scoring in 18 of its 28 games.


In its second season at the Division I level, UB finished with a record of 5-22, dropping its first eight and last six contests of the campaign. UB doubled its 1993-94 win total with 10 and took 10 other teams down to the wire, facing top competition such as "Elite Eight" team Boston College, Pittsburgh, Duquesne and Pennsylvania.

A 9-2 start in 1994-95, including wins at Rutgers and the title at the Iona Classic, propelled the Bulls to the most wins in 30 years at 18-10. The Bulls got outstanding seasons from two-year captain Modie Cox, Kelvin Robinson, Myron Banks and junior Rasaun Young, who was named to the first-team All-Mid-Continent team.

The 1995-96 season saw the Bulls finish 13-14 after losing preseason Mid-Con Player of the Year Rasaun Young before the opening tip-off with an ankle injury. Sophomore guard Mike Martinho picked up the scoring in his place, averaging 17.7 ppg and being named second team All Mid-Continent. Freshman Bernard Wheeler and Robert Harris each were named to the Mid-Con All-Newcomer team.

In 1996-97, the Bulls finished 17-11 and reached the semifinals of the Mid-Con Tournament before an overtime loss to Western Illinois ended their season. The Bulls won the Big 4 title by defeating Niagara, Canisius and St. Bonaventure all in the same week. Rasaun Young and Mike Martinho both went over the 1,000-point barrier and were first-team Mid-Con selections.

The '97-98 Bulls went 15-13 as Rasaun Young became the school's all-time leading scorer with 1,908 points and Mike Martinho finished third with 1,708 points. Martinho also smashed the school record



Turner Battle was named the Mid-American Conference Player of the Year as well as being named an All-American and Academic All-American in 2005.



UB MBB HISTORY

for points in a game when he scored 44 against Rochester on Feb. 2, 1998.

The 1998-99 season was yet another step up the ladder for UB athletics climb into national prominence as the Bulls joined the Mid-American Conference. The MAC is one of the oldest conferences in the nation and has always been competitive in the national spotlight.

It was a tough mountain for the Bulls to climb, and with a young team UB suffered some tough losses, finishing the season with a 5-24 record and a 1-17 mark in the MAC. In 1999-2000, the Bulls increased their conference wins to three, finishing the MAC at 3-15 and 5-23 overall. Reggie Witherspoon took over as head coach of the program after serving as the interim coach through most of the season and looks to build on the UB history and climb to a level of respectability in the MAC.

In 2000-01, Buffalo just missed its mark, dropping 12 regular season games by 10 points or less, the second-most in the country. The Bulls, who were also hit with several injuries throughout the season, finished 4-24.

In 2001-02, the program took a major step toward becoming a force to be reckoned with in the Mid-American Conference. The Bulls finished 12-18, their best mark since joining the MAC in 1998. In fact, their eight-game improvement in the win column from the previous season was the sixth highest among Division I teams.

In 2002-03, the Bulls fought through a tough 5-23 season. With freshmen and sophomores playing over 80 percent of the minutes, the Bulls proved to be competitive in nearly every game as they lost 13 games by 10 points or less. Turner Battle was named to the All-MAC Honorable Mention and Academic All-MAC squads.

The 2003-04 season was one to remember for the Buffalo Bulls. UB finished the season 17-12 overall and 11-7 in MAC play. The Bulls won their first-ever MAC playoff game, 90-73, over Northern Illinois in front of 8,971 fans - the largest crowd in Alumni Arena history. The Bulls would fall to Toledo in the quarterfinals of the MAC Tournament in Cleveland.

For an encore act, the Bulls won a school-record 23 games in 2004-05 and advanced to the Mid-American Conference championship

game for the first time in school history. Although the Bulls suffered a heart-breaking overtime loss to Ohio in the title game, the 23 wins were good enough for a berth in the National Invitation Tournament - UB's first postseason appearance as a Division I program. The Bulls defeated Drexel in the opening round before falling to eventual runner-up Saint Joseph's. Turner Battle capped off a stellar career by being named MAC Player of the Year and earning Associated Press All-America and Academic All-America honors.

The Bulls started the 2005-06 season 11-1, including a nine-game winning streak - their longest winning streak since the 1964-65 season. UB's hot start included wins over Rutgers and Fresno State. On Dec. 5, 2005, the Bulls received their first ever votes in the Associated Press Top 25. The Bulls finished the year 19-13, tying them for the second most wins in school history. Senior guard Calvin Cage, a second-team All-MAC selection, scored a school-record 592 points on the season.

The 2006-07 season was highlighted by wins over high-profile programs Temple and Miami (FL). The win over the Hurricanes was UB's first ever win over a school from the Atlantic Coast Conference. The Bulls put a huge scare into second-ranked Pittsburgh, falling to the Panthers 70-67 in front of 6,350 fans at Alumni Arena. Yassin Idbihi concluded his tremendous career as the Bulls' fourth all-time leading scorer (1,514) and third all-time leading rebounder (844).

On December 1, 2007 Buffalo defeated Evansville, 81-60, at Alumni Arena for head coach Reggie Witherspoon's 100th win at Buffalo. He became just the fifth men's basketball coach in school history to win 100 games.

The Bulls proved the prognosticators wrong during the 2008-09 season as they finished the year 21-12 and were regular season co-champions of the Mid-American Conference after being picked to finish last in the MAC prior to the season. The Bulls advanced to the MAC championship game where they lost to Akron. Buffalo did advance to postseason play for only the second time as a Division I program. UB lost at Wichita State in the opening round of the College Basketball Invitational. Buffalo defeated Pepperdine, Colorado and Colorado State to win the Rainbow Classic. Rodney Pierce was named All-MAC First Team.

The Bulls finished the 2009-10 season 18-12, marking the fifth time in seven years they won 17 or more games in a season. Senior point guard John Boyer led the nation in assist-to-turnover ratio (3.7). to become the first Buffalo player to lead the nation in a statistical category since 1976. Rodney Pierce became the first UB player to be a two-time All-MAC First Team selection.

The Bulls had their third 20-win season in 2010-11, posting a 20-14 record. The Bulls made their third post-season appearance as a Division I program, advancing to the third round of the CollegeInsider.com Postseason Tournament. It was a record-setting year for a trio of Bulls. Byron Mulkey set the single-season school record for steals with 85. Zach Filzen drained 110 three-pointers, also a school record. Javon McCrea scored 400 points, the most ever by a UB freshman, en route to being named the MAC Freshman of the Year.

For the third time in the past four seasons, the Bulls eclipsed 20 wins, finishing the season with a 20-11 overall record. After being



Mitchell Watt was the 2012 MAC Player of the Year



UB MBB HISTORY

picked to finish fifth in the MAC East Division in the preseason, the Bulls took the conference by storm, finishing with a 12-4 record and the number two overall seed in the MAC Tournament. Senior Mitchell Watt was named the player year and he joined Javon McCrea on the conference's All-MAC First Team. The team earned another bit to the CollegenInsider.com Postseason Tournament for its effort. Jarod Oldham set a modern-era record with 183 assists and Javon McCrea hit 190 field goals, the second most ever in a single season in UB history. The graduating class of seniors - Watt, Dave Barnett, Zach Filzen, and Titus Robinson - were also honored - as the winningest class in the program's history.

The Bulls finished the 2012-13 season with a 14-20 record, forcing a change in coaching staff at the end of the year. Athletic Director Danny White, tabbed legendary Duke point guard Bobby Hurley as the 12th head coach in school history on March 26, 2013.

The first season under Coach Hurley was a successful one as the Bulls won their first ever outright MAC East Division title. The Bulls finished



The Bulls won their first ever outright MAC East Championship during the 2013-14 season.

the season with a 19-10 record and a 13-5 mark in the Mid-American Conference, UB's most ever wins in conference play.

Senior Javon McCrea became the third player in school history to be named the MAC Player of the Year as he broke the school's career scoring record on Feb. 22, 2014 at Kent State. McCrea finished his career with 2,004 points, breaking the 2,000 point mark in the conference tournament against Eastern Michigan. McCrea was also named to the All-MAC First Team for the third straight season. Senior Joshua Freelove was named All-MAC Honorable Mention and freshman Shannon Evans was named to the league's All-Freshman team.

Hurley led the Bulls to their most successful season in 2014-15 as UB won its first ever Mid-American Conference Tournament and went to the NCAA Tournament for the first time, where the Bulls played West Virginia at Nationwide Arena in Columbus, OH.

The Bulls ended the season with a 23-10 record, tying the school-record for wins in a season, while setting a new school record with 10 true road victories. The Bulls played a pair of teams that made it to the Final



The Bulls played in their first NCAA Tournament, facing West Virginia on March 20, 2015 at Nationwide Arena in Columbus, OH

Four in top-ranked Kentucky and Wisconsin, holding halftime leads on both teams.

Junior Justin Moss was named the MAC Player of the Year, becoming the second straight UB player named the league's top player. Sophomore Shannon Evans recorded the school's first ever triple double as he finished with 14 points, 10 rebounds and 10 assists at Binghamton.

Following the season, Hurley left to take the head coach position at Arizona State, which allowed White to promote assistant coach Nate Oats to the head job. He was officially named the 13th head coach in school history on April 13, 2015.

Oats led the Bulls to their second straight MAC Title and second straight NCAA Tournament berth in 2015-16 as the Bulls became the first repeat MAC Tournament winner since 2001-02 with Kent State. UB won the title with a 64-61 victory over Akron in the MAC Championship game and they then faced Miami (FL) in the first round of the NCAA Tournament in Providence, RI. The Bulls lost the game 79-72.



The Bulls played in their second straight NCAA Tournament on March 17, 2016 when they faced Miami (FL) in Providence, RI.

2016-17 BUFFALO BULLS BASKETBALL



BUFFALO MAKES FIRST NCAA TRIP



Sitting (L-R): Bobby Frasco, Christian Pino, Shannon Evans, Lamonte Bearden, Jarryn Skeete. Standing (L-R): Rodell Wigginton, Xavier Ford, Raheem Johnson, Will Regan, Justin Moss, Ikenna Smart, Mory Diane

Bulls Fall Just Short In First NCAA Tournament Appearance

COLUMBUS, OH – The University at Buffalo, The State University of New York, men's basketball team overcame a 10-point halftime deficit, but a late 6-0 run put #5 West Virginia past the 12th seeded Bulls, 68-62 in NCAA Second Round action at Nationwide Arena in Columbus, OH. The loss ends UB's season with a 23-10 record, tied for the most victories in a single year.

Playing in their first tournament in school history, the Mountaineers scored the first seven points of the game before free throws from Lamonte Bearden put the Bulls on the board. West Virginia led by as many as 13 points in the opening half with 9:49 left and led 27-15 when the Bulls went on an 11-2 run, capped off with two Justin Moss free throws to pull within 29-26 with 4:25 left. However, a 7-0 run to end the half gave West Virginia the 36-26 halftime lead.

Following a passionate speech from head coach Bobby Hurley during the intermission, UB opened the second half, scoring seven straight points, ignited by a three pointer from sophomore Shannon Evans to get the run going.

West Virginia had an answer for every UB run though as it scored seven straight to regain the 10-point advantage. The Mountaineers continued to lead 59-50 with 6:21 left when four straight points, including a three from Xavier Ford, pulled UB within 59-54. Layups by Bearden and a three-point play from Ford got the Bulls within one. WVU regained a three-point lead, but Ford drained a three-point with 2:41 left to tie up the game at 62-62. Unfortunately, it would be UB's last points of the game.

The Mountaineers hit a pair of free throw to retake the lead and the dagger came with 28 seconds left as Tarik Phillip hit a three pointer to give West Virginia a five-point lead. A late free throw made the game its final six-point difference.

"Obviously this a tough pill to swallow as we came into today with every intention of winning a basketball game and tying to advance," said Hurley. "I am proud of my team and the fight and resiliency that they showed all afternoon and it came down to a couple of plays that didn't go our way."

In his final game in a UB uniform, Ford led the Bulls with 16 points. Evans added 15 points, while Moss finished his MAC Player of the Year season with 13 points and seven rebounds. Bearden finished with eight points, a team-high six assists and four rebounds.

Rodell Wigginton and Raheem Johnson each added four points off the bench as Johnson's came on a pair of thunderous dunks. He added five rebounds.

Also playing in his final game for the Bulls was senior Will Regan, who threw down a one-handed dunk for his only points of the game before fouling out.

Official Basketball Box Score -- Game Totals -- Final Statistics Buffalo vs West Virginia 3/20/15 2:10 pm at Columbus, Ohio (Nationwide Arena)

Buffalo 62 • 23-10

#	Player	Total	3-Ptr	Rebounds	PF	TP	A	TO	Blk	Stl	Min				
												FG-FGA	FG-FGA	FT-FTA	Off
23	MOSS, Justin	f	3-6	0-0	7-11	0	7	7	4	13	1	1	0	0	31
35	FORD, Xavier	f	5-9	3-6	3-3	1	1	2	3	16	0	2	1	2	29
01	BEARDEN, Lamonte	g	3-6	0-0	2-3	1	3	4	4	8	6	7	0	1	36
10	SKEETE, Jarryn	g	0-5	0-4	0-0	0	2	2	1	0	2	2	0	0	30
11	EVANS, Shannon	g	5-9	3-5	2-2	0	2	2	1	15	2	2	1	1	38
02	REGAN, Will		1-2	0-1	0-0	1	0	1	5	2	1	0	0	0	9
20	WIGGINTON, Rodell		1-2	0-0	2-4	1	3	4	3	4	0	3	0	0	16
31	JOHNSON, Raheem		2-5	0-0	0-2	4	1	5	3	4	0	0	1	0	11
Team						0	3	3							
Totals			20-44	6-16	16-25	8	22	30	24	62	12	17	3	4	200

FG % 1st Half:	9-23	39.1%	2nd half:	11-21	52.4%	Game:	20-44	45.5%	Deadball Rebounds:	3,1
3FG % 1st Half:	2-7	28.6%	2nd half:	4-9	44.4%	Game:	6-16	37.5%		
FT % 1st Half:	6-12	50.0%	2nd half:	10-13	76.9%	Game:	16-25	64.0%		

West Virginia 68 • 24-9

#	Player	Total	3-Ptr	Rebounds	PF	TP	A	TO	Blk	Stl	Min				
												FG-FGA	FG-FGA	FT-FTA	Off
01	Holtan, Jonathan	f	0-3	0-1	0-0	0	1	1	5	0	0	0	1	0	9
05	Williams, Devin	f	5-6	0-0	7-9	3	6	9	3	17	1	5	0	1	28
03	Staten, Juwan	g	5-9	0-0	5-7	0	3	3	1	15	7	4	0	1	33
04	Miles Jr., Daxter	g	3-8	2-4	2-2	2	1	3	2	10	0	0	0	0	21
14	Browne, Gary	g	1-4	1-3	2-4	0	3	3	3	5	3	0	0	1	27
00	Paige, Jaysean		1-2	1-2	0-0	0	1	1	0	3	0	0	0	1	7
02	Carter, Jevon		1-7	0-3	3-4	0	1	1	0	5	0	0	0	2	18
11	Adrian, Nathan		1-2	0-1	0-0	2	0	2	4	2	0	1	0	0	19
12	Phillip, Tarik		4-5	1-2	0-1	1	2	3	1	9	0	0	0	1	15
20	Watkins, Brandon		0-1	0-0	0-0	1	0	1	2	0	0	0	0	0	7
21	Williams, BillyDee		0-0	0-0	0-0	0	1	1	0	0	0	0	0	0	3
45	Macon, Elijah		1-2	0-0	0-0	0	1	1	4	2	0	2	0	0	13
Team						0	2	2							
Totals			22-49	5-16	19-27	9	22	31	25	68	11	12	1	7	200

FG % 1st Half:	12-26	46.2%	2nd half:	10-23	43.5%	Game:	22-49	44.9%	Deadball Rebounds:	3
3FG % 1st Half:	3-9	33.3%	2nd half:	2-7	28.6%	Game:	5-16	31.3%		
FT % 1st Half:	9-12	75.0%	2nd half:	10-15	66.7%	Game:	19-27	70.4%		

Officials:
Technical fouls: Buffalo-None. West Virginia-None.
Attendance:
NCAA Tournament 2nd Round

Score by periods	1st	2nd	Total
Buffalo	26	36	62
West Virginia	36	32	68

Points	In Paint	Off T/O	2nd Chance	Fast Break	Bench
Buffalo	22	8	7	11	10
WVU	28	15	11	0	21

Last FG - UB 2nd-02:41, WVU 2nd-00:28.
Largest lead - UB None, WVU by 13 1st-11:34.
UB led for 00:00, WVU led for 39:17. Game was tied for 00:43.

Score tied - 1 time.
Lead changed - 0 times.



2016-17 BUFFALO BULLS BASKETBALL

UB MAKES BACK-TO-BACK NCAA TRIPS



Sitting (L-R): Willie Conner, CJ Massinburg, Jarryn Skeete, Lamonte Bearden, Tyler Moffe, Christian Pino, Zac DiSalvo. Standing (L-R): Rodell Wigginton, Blake Hamilton, Nikola Rakicevic, Raheem Johnson, Ikenna Smart, Nick Perkins, David Kadiri, Mory Diane

Bulls Fall to Miami in First Round of NCAA Tournament

PROVIDENCE, RI – The University at Buffalo men's basketball team gave third-seeded Miami all it could handle, but ultimately lost, 79-72, in the first round of the NCAA Tournament at the Dunkin' Donuts Center in Providence, RI on Thursday night. The back-to-back Mid-American Conference champions finished the season 20-15.

"I couldn't be more proud of the kids I coached this year," head coach Nate Oats said. "It's pretty well-documented what we've been through as a program with everything, and they just played their tails off for us all year."

The Bulls had four players score in double-figures, paced by Nick Perkins who scored a career-high 20 points. The freshman forward was 4-of-6 from beyond the arc and added six rebounds. Lamonte Bearden also had a strong game with 19 points and three assists.

Miami's size and athleticism befuddled the Bulls for most of the game. The Hurricanes' allowed only six UB points in the paint in the first half. However, Buffalo was hot early from deep and with the help of five three-pointers, built a nine-point lead with 12:47 left in the first half. Miami stormed back to take a 12-point lead with 6:11 left in the half, before a resilient Bulls squad clawed back to cut the Miami lead to 35-33 at the break.

Miami opened the second half on a 14-5 scoring run to extend its lead 49-38 with 13:34 left. The Hurricanes built their lead to 68-56 with 5:25, before the Bulls made their run. Willie Conner, who was the Most Valuable Player of the MAC Tournament, drained his only three of the game to spark the run. A three-pointer by Blake Hamilton made it a two-possession game, 70-64, with 4:04 left.

The Bulls inched even closer on a jumper in the lane by Bearden that cut the lead to 72-68 with 1:56 on the clock. The sophomore guard had a chance to pull the Bulls to within one on their next possession, but his three-point attempt was just off the mark. Miami sealed the win at the free throw line.

Like Perkins, fellow freshman CJ Massinburg had a strong game, finishing with 11 points. Hamilton scored 11 of his 12 points in the second half to round out Bulls in double-figures. Hamilton added a team-high nine rebounds.

Miami dominated the glass, outrebounding the Bulls 44-31. The Hurricanes scored 12 second-chance points. Defensively, the Bulls forced 14 Miami turnovers.

"We missed two open threes that would have cut that thing to one possession there late in the game," Oats said. "We were just a couple stops or shots away from -- we had a lead for a lot of the first half, too. So I think a lot of our kids proved they belong on a big stage like this. I'm so happy for them because they gave everything they had to the program through the whole year."

Official Basketball Box Score -- Game Totals -- Final Statistics Buffalo vs Miami (FL) 3/17/16 6:50 pm at Providence, R.I. (Dunkin' Donuts Center)

Buffalo 72 • 20-15

#	Player	Total	3-Ptr	Rebounds	PF	TP	A	TO	Blk	Stl	Min				
												FG-FGA	FG-FGA	FT-FTA	Off
00	HAMILTON, Blake	f	4-11	3-7	1-3	0	9	9	2	12	1	2	0	1	31
34	SMART, Ikenna	f	0-0	0-0	0-0	0	0	0	3	0	0	1	0	0	6
01	BEARDEN, Lamonte	g	7-16	1-4	4-6	0	3	3	3	19	3	4	0	0	36
02	CONNER, Willie	g	1-5	1-4	0-0	1	1	2	3	3	0	0	0	0	32
10	SKEETE, Jarryn	g	1-5	1-2	0-0	0	0	0	4	3	2	2	0	0	21
03	MASSINBURG, CJ	g	3-7	0-3	5-5	1	3	4	5	11	2	0	0	1	29
04	KADIRI, David	g	0-1	0-0	2-2	0	0	0	1	2	0	0	0	0	10
20	WIGGINTON, Rodell	g	1-2	0-0	0-0	0	1	1	0	2	0	1	1	0	11
21	RAKICEVIC, Nikola	g	0-0	0-0	0-0	0	0	0	0	0	0	0	0	0	1
33	PERKINS, Nick	g	6-12	4-6	4-6	3	3	6	5	20	0	0	0	1	23
Team						3	3	6							
Totals			23-59	10-26	16-22	8	23	31	26	72	8	10	1	4	200

FG % 1st Half:	9-30	30.0%	2nd half:	14-29	48.3%	Game:	23-59	39.0%	Deadball
3FG % 1st Half:	5-12	41.7%	2nd half:	5-14	35.7%	Game:	10-26	38.5%	Rebounds
FT % 1st Half:	10-12	83.3%	2nd half:	6-10	60.0%	Game:	16-22	72.7%	1

Miami (FL) 79 • 26-7

#	Player	Total	3-Ptr	Rebounds	PF	TP	A	TO	Blk	Stl	Min				
												FG-FGA	FG-FGA	FT-FTA	Off
21	Kamari Murphy	f	4-7	0-0	3-5	3	10	13	3	11	1	0	4	0	33
23	Tonye Jekiri	c	2-3	0-0	0-0	1	2	3	4	0	3	0	0	0	16
05	Davon Reed	g	4-10	2-5	0-0	0	12	12	4	10	0	1	0	0	39
10	Sheldon McClellan	g	5-10	0-2	10-13	2	3	5	0	20	2	2	0	1	38
13	Angel Rodriguez	g	6-15	3-7	9-11	1	6	7	3	24	4	3	1	3	35
00	Ja'Quan Newton	g	3-8	0-1	4-5	2	0	2	3	10	2	3	0	1	26
03	Anthony Lawrence	g	0-1	0-0	0-0	0	0	0	1	0	0	1	1	0	9
12	James Palmer	g	0-0	0-0	0-0	1	0	1	0	0	0	0	0	0	4
33	Ivan CruzUceda	g	0-0	0-0	0-0	0	0	0	1	0	0	0	0	0	0+
Team						1	0	1							
Totals			24-54	5-15	26-34	11	33	44	18	79	9	14	6	5	200

FG % 1st Half:	14-32	43.8%	2nd half:	10-22	45.5%	Game:	24-54	44.4%	Deadball
3FG % 1st Half:	1-7	14.3%	2nd half:	4-8	50.0%	Game:	5-15	33.3%	Rebounds
FT % 1st Half:	6-8	75.0%	2nd half:	20-26	76.9%	Game:	26-34	76.5%	4

Officials: Ed Corbett, Antinio Petty, Tim Gattis, Lamont Simpson
Technical fouls: Buffalo-None. Miami (FL)-None.

Attendance:
NCAA First Round

Score by periods	1st	2nd	Total
Buffalo	33	39	72
Miami (FL)	35	44	79

	In	Off	2nd	Fast	Bench
Points	24	17	5	7	35
UB	24	17	5	7	35
MIAFL	36	10	12	12	10

Last FG - UB 2nd-00:26, MIAFL 2nd-05:25.
Largest lead - UB by 9 1st-12:47, MIAFL by 12 2nd-06:11.
UB led for 13:33. MIAFL led for 25:06. Game was tied for 01:21.

Score tied - 1 time.
Lead changed - 2 times.

2016-17 BUFFALO BULLS BASKETBALL



YEAR-BY-YEAR RECORDS

1915-16 (7-4)

at Carnegie Tech	L 22 38
at Duquesne	L 19 33
Niagara	L 29 50
at St. Lawrence	L 17 21
at Clarkson	W 26 18
Carnegie Tech	W 36 19
Hobart	W 57 17
at St. Bonaventure	W 53 18
at Hobart	W 24 16
Canisius	W 27 25
Canisius	W 40 23

1916-17 (6-8)

Yale	L 11 35
Allegheny	W 27 23
Hobart	W 42 28
Colgate	L 14 31
at Michigan	L 17 36
at Detroit	L 17 33
Oberlin	W 28 25
C.C.N.Y.	L 11 28
at Hobart	W 22 12
Pittsburgh	W 34 29
at Carnegie Tech	L 23 34
at Pittsburgh	L 36 39
at Wash. & Jeff.	L 19 33
Detroit	W 42 15

1917-18 (6-2)

Yale	W 21 13
Syracuse	L 17 30
Fort Niagara	W 43 5
Colgate	W 31 16
Rochester	W 27 18
Allegheny	L 27 32
at Rochester	W 34 32
West Virginia	W 41 23

1918-19 (8-5)

Oberlin	W 26 8
St. Lawrence	L 17 18
at Cornell	L 28 35
at Syracuse	L 19 21
at St. Lawrence	W 27 24
Hobart	W 32 6
Rochester	W 28 14
Cornell	L 11 30
Westminister	W 37 18
Rochester	W 32 19
Great Lakes	L 30 39
Colgate	W 28 23
Syracuse	W 25 21

1919-20 (9-1)

Toronto	W 49 18
Detroit U.	W 28 22
Cornell	L 16 18
Westminister	W 36 23
at Colgate	W 26 24
Colgate	W 23 15
Hobart	W 68 10
Ellwoods	W 43 30
Geneva	W 53 12
Niagara	W 31 19

1920-21 (12-6)

at Syracuse	L 16 24
Yale	L 26 29
Cornell	W 23 22
at Alfred	W 29 7
Westminister	W 38 6
Thiel	W 49 19
at Cornell	L 14 26
Syracuse	W 18 10
Union	W 33 20
Carnegie Tech	W 35 18
at Allegheny	L 22 23
at Carnegie Tech	W 29 24

at Geneva	L 23 25
at Penn State	L 16 43
Centre	W 40 28
Allegheny	W 26 14
Canisius	W 31 21
Canisius	W 22 12

1921-22 (5-7)

at Rochester Opt.	W 33 21
Toronto	L 28 30
Cornell	L 13 36
Alumni	L 20 24
Ithaca	W 39 12
at Hobart	L 30 37
Clarkson	W 25 18
Thiel	W 31 20
Rochester	W 21 11
Oberlin	L 26 27
Bethany	L 14 21
Creighton	L 27 36

1922-23 (7-5)

Mechanics	W 15 11
Yale	L 13 23
at Hobart	W 32 26
Niagara	W 19 16
at R.P.I.	L 16 38
at Rochester	L 21 33
Georgetown	W 27 22
Rochester	W 35 23
at Niagara	L 20 21
Hobart	W 39 20
Alfred	W 51 23
at Alfred	L 30 31

1923-24 (7-6)

Mechanics	W 40 5
Toronto	W 31 23
Cornell	L 26 30
Hobart	W 31 17
at Rochester	L 17 35
at Colgate	L 30 31
Rochester	L 23 29
at R.P.I.	L 27 30
Oberlin	W 27 17
Hobart	W 34 21
Colgate	L 17 24
Lafayette	W 29 21
Alumni	W 35 13

1924-25 (7-6)

at Mechanics	W 40 9
at Toronto	W 37 22
Cornell	L 12 14
Queen's	W 36 7
Hobart	W 43 21
Colgate	L 28 35
R.P.I.	L 14 27
Davis-Elkins	L 23 27
at Hobart	W 35 12
Rochester	L 19 22
at Colgate	L 17 20
St. Lawrence	W 33 14
Alfred	W 28 19

1925-26 (11-6)

Rochester Opt.	W 26 20
Toronto	W 43 26
Syracuse	L 25 29
Cornell	W 19 15
Princeton	W 25 23
at Syracuse	L 23 24
Hobart	W 32 21
at Rochester	L 20 33
at Colgate	L 24 33
Niagara	W 37 22
R.P.I.	W 38 31
Rochester	L 24 28
Oberlin	W 43 25

at Hobart	W 37 24
at Niagara	L 24 32
at Alfred	W 27 23
Colgate	W 33 23

1926-27 (11-4)

Buffalo Normal	W 35 9
Toronto	W 36 23
Cornell	W 23 20
Hobart	W 43 24
at Rochester	L 26 29
at Colgate	L 21 32
Niagara	W 31 21
Alfred	W 41 10
Clarkson	W 44 14
Hamilton	W 42 24
at Niagara	W 30 17
at Hobart	W 46 33
Rochester	W 27 25
Penn State	L 41 43
Colgate	L 21 27

1927-28 (8-8)

Buffalo Normal	W 32 23
Toronto	W 29 18
Dartmouth	L 31 34
Cornell	W 30 29
Hobart	W 24 16
at Clarkson	W 26 14
at Hamilton	W 34 29
at Colgate	L 17 52
Niagara	L 19 20
at Rochester	L 20 24
Alfred	W 36 21
at Niagara	L 23 33
Clarkson	W 35 29
at Hobart	L 26 32
Rochester	L 21 40
Colgate	L 28 29

1928-29 (7-11)

Buffalo State	W 28 18
Toronto	W 27 24
Lehigh	W 25 24
R.P.I.	L 23 30
at Hamilton	L 31 37
at Colgate	L 21 33
Niagara	L 27 29
at Rochester	L 26 32
Clarkson	L 28 32
at Clarkson	W 26 16
at St. Lawrence	W 31 35
at Niagara	W 31 21
Alfred	L 36 37
St. Lawrence	W 31 24
Hobart	L 30 31
Rochester	W 29 26
Carnegie Tech	L 23 33
Colgate	L 20 31

1929-30 (15-1)

Buffalo State	W 46 19
Toronto	W 37 19
Ohio	W 41 23
Thiel	W 28 20
Lafayette	W 39 21
at St. Lawrence	L 26 31
at Clarkson	W 34 22
at Rochester	W 30 28
St. Lawrence	W 27 17
Alfred	W 45 17
at Hobart	W 38 19
Clarkson	W 48 22
Hamilton	W 54 18
at Niagara	W 45 35
Rochester	W 37 30
Niagara	W 41 23

1930-31 (15-0)

Buffalo State	W 54 19
Toronto	W 44 16
Cornell	W 49 37
Carnegie Tech	W 42 31
at Hamilton	W 42 18
at St. Lawrence	W 46 30
at Clarkson	W 52 33
Niagara	W 42 27
at Rochester	W 48 25
Hobart	W 54 11
Clarkson	W 47 25
St. Lawrence	W 31 28
at Niagara	W 46 43
Alfred	W 44 32
Rochester	W 59 16

1931-32 (15-4)

Buffalo State	W 48 21
Toronto	W 52 23
at Hobart	W 43 22
Yale	L 21 36
Cornell	W 29 23
Lehigh	L 24 31
Carnegie Tech	L 30 49
at Clarkson	W 31 20
at St. Lawrence	W 31 29
Niagara	W 40 24
St. Lawrence	W 24 21
Williams	W 38 32
Hobart	W 30 23
at Rochester	W 36 28
Clarkson	W 36 30
Hamilton	W 52 24
at Niagara	L 42 46
Alfred	W 45 33
Rochester	W 36 24

1932-33 (10-9)

Ithaca	L 20 23
Toronto	W 37 24
at Hobart	W 20 18
Cornell	L 26 35
Syracuse	L 24 37
at Clarkson	W 35 30
at St. Lawrence	L 23 44
Allegheny	W 30 28
at Rochester	W 38 21
Michigan State	L 18 29
Niagara	L 25 29
Alfred	W 42 32
at Alfred	L 39 40
at Syracuse	L 22 48
Clarkson	W 45 38
St. Lawrence	W 37 34
at Niagara	L 37 44
Hobart	W 53 20
Rochester	W 30 26

1933-34 (5-10)

Toronto	W 41 16
Hobart	W 34 30
Syracuse	L 23 42
at St. Lawrence	L 27 33
at Clarkson	W 31 29
Michigan State	L 30 37
at Niagara	L 28 36
at Alfred	L 26 28
Alfred	W 33 31
Clarkson	L 29 34
St. Lawrence	L 27 32
Colgate	L 24 27
at Hobart	W 31 17
at Syracuse	L 23 62
Niagara	L 24 37

1934-35 (3-9)

Toronto	L 38 44
Michigan	L 21 41
Cornell	W 32 31
at Clarkson	L 31 47
at St. Lawrence	L 20 28
at Alfred	L 21 22
Alfred	W 30 28
at Hobart	L 27 29
Clarkson	L 20 32
St. Lawrence	L 37 51
Colgate	L 26 33
Hobart	W 43 26

1935-36 (0-13)

D 14 McMaster	L 19 36
D 18 Alfred	L 21 55
J 4 Oberlin	L 28 43
J 10 at St. Lawrence	L 16 53
J 11 at Clarkson	L 19 37
F 1 at Alfred	L 11 52
F 4 Rochester	L 14 50
F 8 at Hobart	L 19 33
F 13 Clarkson	L 19 32
F 15 St. Lawrence	L 26 52
F 22 Colgate	L 17 54
F 29 Hobart	L 19 37
M 7 Rochester	L 24 26

1936-37 (4-10)

D 19 McMaster	W 34 29
J 8 at Clarkson	L 25 38
J 9 at St. Lawrence	L 40 48
J 13 Rochester	L 24 27
J 15 Union	L 40 43
F 5 Oberlin	L 24 45
F 11 Clarkson	L 17 22
F 13 St. Lawrence	L 30 35

1938-39 (2-12)

D 15 McMaster	W 40 19
D 17 Ohio Wesleyan	L 35 61
D 19 Ohio	L 38 58
J 6 at Hamilton	L 36 43
J 7 at Union	L 50 54
J 14 Wayne	L 34 55
F 3 Marietta	L 35 49
F 8 Kent State	L 33 47
F 11 St. Lawrence	L 32 44
F 13 Rochester	L 29 52
F 21 at Hobart	L 29 42
F 24 Hamilton	W 62 40
F 25 at Rochester	L 33 65
M 4 Hobart	L 37 39

1939-40 (1-10)

D 14 McMaster	W 45 34
D 23 Ohio Wesleyan	L 37 69
J 2 Ohio	L 23 78
J 6 at Colgate	L 31 74
J 12 Western Res.	L 37 58
F 3 Wayne	L 22 49
F 10 at Rochester	L 34 42
F 13 at Hobart	L 17 48
F 17 Rochester	L 25 55
F 24 Alfred	L 30 34
M 3 Hobart	L 46 47

1940-41 (4-9)

Alumni	W 49 29
J 10 at Wayne	L 26 55
J 11 at West. Reserve	L 42 53
F 5 Rochester	L 22 34
F 7 Oberlin	L 40 53
F 12 at Alfred	W 45 40
F 14 Western Reserve	W 47 42
F 15 at Rochester	L 32 43
F 18 at Hobart	L 39 43
F 21 Colgate	L 38 41



2016-17 BUFFALO BULLS BASKETBALL

YEAR-BY-YEAR RECORDS

F 26	Alfred	W	55	40
M 1	Hobart	L	36	40
M 4	at Allegheny	L	44	62
1941-42 (2-8)				
J 9	at Hamilton	L	34	47
J 10	at Union	L	29	50
F 2	Marietta	L	31	54
F 4	Rochester	L	27	37
F 7	Alfred	W	47	34
F 13	at Hobart	L	36	51
F 18	at Rochester	L	35	47
F 20	at Alfred	L	37	59
M 4	Hobart	L	33	36
M 7	Susquehanna	W	40	27

1942-43 (7-6)				
D 2	Fort Niagara	L	33	36
D 5	at Cornell	W	50	46
D 10	Fredonia State	L	31	32
D 18	Hartwick	W	49	29
D 19	R.P.I.	W	35	31
J 9	at Rochester	W	45	40
J 15	Western Reserve	W	46	34
Buffalo State	L	33	35	
Rochester	L	30	37	
Hamilton	L	27	36	
Fort Niagara	W	40	36	
Colgate	L	31	48	
Buffalo State	W	46	26	

1943-44
NO VARSITY TEAM

1944-45
NO VARSITY TEAM

1945-46 (5-10)				
at Toronto	L	11	91	
Niagara	L	28	51	
at Alfred	L	32	52	
McMaster	W	39	29	
at Fredonia State	W	48	46	
Toronto	L	31	55	
Fredonia State	W	47	46	
at Niagara	L	59	60	
at West. Ontario	L	26	58	
at Ontario	L	57	61	
at Buffalo State	L	31	47	
Western Ontario	L	42	51	
Alfred	L	37	48	
Buffalo State	W	54	44	
Ontario	W	67	47	

1946-47 (12-5)				
at Sampson	W	44	34	
D 14	at Alfred	L	47	58
D 17	at Hobart	W	57	47
D 21	McMaster	W	92	29
J 1	SMU	L	37	64
J 4	Carnegie	W	45	31
J 8	at Niagara	L	24	63
J 11	Alfred	W	44	38
at West. Ontario	L	44	47	
at Ontario	W	84	33	
J 18	Hobart	W	48	26
Sampson AFB	W	58	51	
F 15	Allegheny	W	46	43
F 17	Niagara	L	39	57
F 22	Case West. Res.	W	83	44
F 26	Fredonia State	W	61	28
M 1	Buffalo State	W	51	37

1947-48 (13-8)				
N 29	Ontario	W	68	32
D 5	at Case	L	50	58
D 9	at West. Reserve	L	49	57
D 12	Hartwick	W	56	51
D 13	Hobart	W	52	40

D 19	Toronto	W	55	50
D 30	Missouri	L	50	51
J 3	Delaware	L	43	46
J 8	Western Reserve	W	45	40
J 9	at Alfred	W	54	50
J 15	at Hobart	L	57	58
J 17	at Toronto	W	68	42
at Sampson	W	71	44	
F 9	Fredonia State	W	58	29
F 13	at Grove City	L	48	63
F 14	at Allegheny	W	46	45
F 19	Oberlin	W	56	53
F 21	R.P.I.	W	62	52
F 26	Niagara	L	49	69
Sampson	L	60	62	
M 3	Alfred	W	50	39

1948-49 (11-9)				
D 4	Hobart	W	54	36
D 8	at Cornell	L	44	67
D 10	Case	W	63	57
D 17	Toronto	W	69	45
D 18	Georgia	L	51	56
D 27	Lafayette	W	65	59
D 30	at Connecticut	L	39	52
D 31	Mississippi College	W	62	56
J 8	Alfred	L	45	54
J 31	Fredonia State	W	59	31
F 3	Niagara	W	59	53
F 5	at Oberlin	L	52	53
F 9	at Toronto	L	46	55
F 11	Union	W	50	47
F 17	at Alfred	W	65	45
F 19	Bucknell	W	58	50
F 23	at Hobart	W	67	55
F 25	Grove City	L	42	56
M 4	at Hartwick	L	56	68
M 5	at R.P.I.	L	40	58

1949-50 (15-10)				
N 26	Wash. & Jeff.	L	40	64
D 3	at Alfred	W	59	46
D 6	at Cornell	L	36	66
D 9	at West. Reserve	W	61	50
D 10	at Case	L	56	58
D 16	Toronto	W	60	34
D 17	Washington St.	L	44	56
D 23	Temple	L	48	66
D 28	Colby	W	78	58
D 30	Mississippi College	W	70	51
J 3	at Rochester	W	67	58
J 6	Oberlin	W	67	34
J 27	Alfred	W	75	34
J 28	Connecticut	L	40	56
J 30	Fredonia State	W	75	35
F 2	Niagara	L	49	51
F 8	at Toronto	W	57	29
F 10	at Hamilton	W	65	41
F 11	at Union	L	54	58
F 16	at Hobart	W	66	46
F 17	at R.P.I.	L	53	59
F 18	Hawaii	W	69	50
F 24	Western Reserve	W	77	64
F 28	Lafayette	L	46	67
M 3	Hobart	W	54	51

1950-51 (13-8)				
N 25	Wash. & Jeff.	L	62	64
at Siena	L	33	43	
D 8	Grove City	W	75	62
D 15	Toronto	W	78	57
Delaware	W	54	38	
D 16	Washington St.	L	49	70
D 19	at Hobart	W	87	50
D 22	Alfred	W	75	44
Connecticut	L	51	61	
D 28	Case	W	56	53
D 30	Williams	W	68	49
J 1	Colby	L	56	76

J 5	Rochester	W	56	55
J 11	Niagara	L	41	59
J 12	at Alfred	W	47	45
F 5	at Colgate	L	73	77
at Toronto	W	74	60	
F 17	Lafayette	W	69	55
F 22	Wake Forest	L	59	77
F 24	R.P.I.	W	82	66
M 2	Hobart	W	83	51
1951-52 (18-6)				
Ontario	W	108	37	
N 24	Wash. & Jeff.	W	62	57
McMaster	W	106	40	
D 5	at Alfred	W	63	55
at Connecticut	L	69	72	
D 10	Hobart	W	70	47
D 12	Toronto	W	81	54
Buffalo State	W	74	65	
D 20	Colgate	L	60	68
D 21	at Case	W	92	70
D 22	at West. Reserve	W	63	59
D 27	Connecticut	W	65	58
J 2	Colby	W	65	48
J 8	Niagara	W	80	78
Gannon	W	72	50	
F 1	Alfred	W	69	59
F 9	at Rochester	L	64	65
F 12	Canisius	L	77	83
F 16	Bucknell	W	91	75
F 22	Western Reserve	W	88	67
F 23	Lafayette	L	61	67
at R.P.I.	W	68	63	
at Hobart	W	72	55	
NAIA District Playoffs				
M 1	Farleigh Dickinson	L	55	63

1952-53 (10-9)				
Wash. & Jeff.	W	63	55	
Grove City	W	87	63	
at Hobart	W	58	52	
Alfred	W	73	58	
R.P.I.	W	78	51	
Case	L	81	82	
Canisius	L	55	71	
Ontario	W	88	39	
at Colgate	L	67	82	
Niagara	L	46	57	
at Buffalo State	W	84	70	
Rochester	W	82	71	
at Gannon	L	63	77	
Canisius	L	59	69	
at Alfred	L	56	71	
Lafayette	L	55	58	
Hobart	W	71	57	
Bucknell	W	82	58	
at Toronto	L	50	80	

1953-54 (15-8)				
N 30	Brockport	W	74	58
D 2	at Alfred	W	71	56
D 5	at Detroit	L	58	77
D 9	McMaster	W	95	36
D 11	at R.P.I.	W	75	72
D 12	at Hobart	L	45	50
D 17	Buffalo State	W	74	58
D 19	at Case	L	70	72
D 22	Ohio	L	58	62
J 5	Niagara (MA)	L	45	84
J 8	Hamilton	W	73	49
J 9	Clarkson	W	92	60
J 11	Mexico	W	78	56
F 2	Williams	W	60	53
F 5	Gannon	W	92	80
F 8	Alfred	W	78	56
F 13	at Rochester	W	69	61
F 17	Hobart	W	79	60
F 26	Lafayette (MA)	L	63	76
F 22	Colgate	W	65	64

F 25	Canisius	L	75	83
F 26	Toronto	W	82	57
F 27	Western Michigan	L	79	88
1954-55 (16-6)				
Grove City	W	71	54	
at Akron	L	74	84	
Buffalo State	W	96	71	
Siena	L	69	81	
Detroit	L	61	68	
at Western Ontario	W	81	63	
Assumption	W	82	61	
Springfield	W	64	61	
Wash. & Jeff.	L	74	78	
Wabash	L	61	77	
at Brockport St.	W	91	57	
at Colgate	W	83	70	
at Cortland State	L	74	81	
at Hobart	W	72	65	
at Toronto	W	71	57	
R.P.I.	W	79	59	
Brockport State	W	79	58	
Hobart	W	74	48	
Rochester	W	98	62	
Western Ontario	W	90	58	
Alfred	W	88	56	
Buffalo State	W	88	74	

1955-56 (17-3)				
D 1	at Brockport	W	65	57
D 3	at Cornell	L	73	83
D 7	Hobart	W	83	72
D 10	at Alfred	W	80	78
D 14	Buffalo State	W	66	46
D 16	St. Lawrence	W	82	68
J 6	Cortland State	L	74	88
J 9	Toronto	W	73	48
J 11	Puerto Rico	W	77	63
J 13	Colgate	L	65	66
J 18	Brockport State	W	68	60
F 4	Western Ontario	W	67	65
F 10	at R. P. I.	W	67	58
F 12	McMaster	W	98	61
F 17	Akron	W	70	66
F 22	at Hobart	W	50	46
F 25	at Rochester	W	73	71
F 28	at West. Reserve	W	88	86
M 1	Alfred	W	86	60
M 3	at Buffalo State	W	68	58

1956-57 (18-7)				
N 30	Oswego State	W	76	73
D 5	at Cornell	L	54	63
D 8	Buffalo State	W	72	66
D 14	at Hobart	L	47	49
D 15	Brockport State	W	69	58
J 5	Rochester	W	86	66
J 9	Hobart	W	97	68
J 11	at Cortland State	L	71	80
J 12	at Colgate	L	76	88
J 16	at Alfred	W	85	71
J 30	at Brockport State	W	65	51
F 1	R.P.I.	W	65	53
F 6	Buffalo State	W	60	45
F 8	at Western Ontario	W	85	77
F 9	at Toronto	W	85	71
F 13	Alfred	W	82	61
F 16	at Akron	W	78	70
F 20	at Navy	L	50	80
F 22	Grove City	W	63	56
F 26	W. Reserve	W	76	41
M 1	at Tufts	W	75	56
M 2	at Brandeis	L	68	88
NCAA Division II Tournament				
M 5	Capital	W	75	64
M 9	Evansville	W	77	75
M 13	Kentucky Wesleyan	L	68	72

1957-58 (17-5)				
D 2	Oswego State	W	57	56
D 4	at Cornell	L	37	62
D 7	at Hobart	L	51	66
D 10	at Alfred	W	57	56
D 14	Cortland State	W	71	63
D 17	Brockport State	W	77	50
J 3	Muskingum	L	55	57
J 4	at West. Reserve	W	62	52
J 8	Hobart	W	71	62
J 10	Western Ontario	W	62	39
J 11	at Oswego State	W	59	54
J 15	Colgate	W	70	57
J 31	Buffalo State	W	55	42
F 4	at Grove City	W	58	49
F 7	at Brockport State	W	63	52

2016-17 BUFFALO BULLS BASKETBALL



YEAR-BY-YEAR RECORDS

at Brockport St.	W	96	85
Alfred	W	62	43
American	L	64	67
Atlantic Christian	W	75	59
Philadelphia Textile	L	65	67
at Siena	L	57	64
Boston	W	55	54
Buffalo State	W	81	69
Ithaca	W	97	65
Detroit Tech	W	78	63
Baldwin-Wallace	W	77	65
Syracuse	W	77	62
at Colgate	L	71	88
Toronto	W	72	59
Wayne State	W	61	50
at Bucknell	W	74	73
at Cortland State	W	73	56
Cortland State	W	64	51
Buffalo State	W	57	54
Rochester	W	76	69
at Niagara	L	59	77

1961-62 (14-7)

Cortland State	W	73	52
McMaster	W	91	41
Villanova	L	53	68
at Buffalo State	W	69	52
Assumption	L	42	59
American Int'l	W	78	67
Vermont	L	58	66
at Syracuse	W	68	66
Colgate	W	72	55
at Baldwin-Wallace	L	53	70
at Alfred	W	83	65
at Cortland State	W	60	56
Brockport State	L	56	57
Buffalo State	W	89	73
Bucknell	W	68	50
at Assumption	W	93	82
at Wayne State	W	70	65
at Rochester	L	60	76
LeMoyne	W	68	61
Toronto	W	78	44
Niagara	L	56	72

1962-63 (16-7)

Scranton	W	85	53
Toronto	W	80	45
at Bucknell	W	78	72
Albany State	W	58	56
at Army	L	61	73
Buffalo State	W	59	57
Wooster	W	67	63
Oswego State	W	88	72
Ithaca	W	91	68
Syracuse (OT)	W	63	61
Alfred	W	67	56
Boston	W	81	68
Wayne State	W	84	64
at Buffalo State	L	45	54
at Colgate	L	71	80
at Brockport St.	W	64	60
Rochester	W	65	34
at Villanova	L	47	69
Cortland State	W	65	59
at LeMoyne	W	52	51
Niagara	L	68	79

NCAA Division II Tournament
 South Carolina St. L 63 80
 Youngstown State L 53 65

1963-64 (14-8)

Buffalo State	W	58	40
Muskingum	W	80	67
at Syracuse	L	69	91
Villanova	L	56	58
at Cornell	L	59	73
at Alfred	W	82	54
Valparaiso	W	68	67

Catholic	W	53	52
Toronto	W	82	52
at Albany State	W	62	54
Youngstown St.	L	64	66
at Buffalo State	W	49	45
at Wayne State	W	73	72
Brockport State	W	89	57
Gannon	W	51	46
Colgate	W	94	77
at Ithaca	L	54	60
Albany State	W	91	52
Boston	L	54	56
LeMoyne	L	63	65
at Rochester	W	73	62
at Niagara	L	67	77

1964-65 (19-3)

at Brockport State	W	84	61
American	W	71	46
Windsor	W	115	71
Albany State	W	89	65
Western Ontario	W	132	67
at Tennessee	L	54	79
St. Michael's	L	86	93
Oswego State	W	88	59
Buffalo State	W	92	66
Ithaca	W	87	64
Toronto	W	105	63
Steubenville	W	79	53
Wayne State	W	106	71
Niagara	W	74	63
at Colgate	W	75	59
at Albany State	W	69	58
Rochester	W	88	69
LeMoyne	W	62	59
at Buffalo State	W	62	47
Alfred	W	108	73

NCAA Division II Tournament
 Randolph-Macon W 81 69
 Akron L 58 69

1965-66 (14-8)

Brockport State	W	79	63
at Syracuse	L	60	110
at Ithaca	W	71	66
at Albany State	W	80	66
Penn State	L	60	68
Bucknell	W	72	61
San Francisco St.	W	80	62
Colgate	L	74	76
Akron	W	73	70
at Western Ontario	W	88	50
Toronto	W	106	50
Plattsburgh	W	117	94
Northern Illinois	L	77	90
at Windsor	W	87	80
at Wayne State	W	80	76
at Niagara	L	53	72
Buffalo State	L	68	73
at McMaster	W	75	31
at Alfred	W	81	62
Albany State	W	88	63
Kent	L	55	63
at Rochester	L	77	82

1966-67 (9-11)

Toronto	W	88	55
Gannon	L	51	68
at Western Ontario	W	79	74
Syracuse	L	59	68
Cal-Santa Barbara	W	64	58
Cornell	L	63	76
Rochester	L	65	67
Niagara	L	70	74
Brockport State	W	82	58
St. Michael's	L	91	93
Windsor	W	88	71
Wayne State	L	69	73
at Phil. Textile	L	68	77

Wis.-Milwaukee	W	88	77
at Kent	L	64	70
Ithaca	W	91	75
Albany State	W	90	68
at Colgate	L	66	78
at Buffalo State	L	41	60
at Albany State	W	76	73

1967-68 (11-10)

D 1 Toronto	W	87	63
D 2 Gannon	W	88	73
D 8 Albany State	W	92	69
D 9 at Syracuse	L	63	85
D 13 San Francisco St.	L	55	63
D 18 Belmont Abbey	W	85	69
D 21 vs. Fort Bragg ^	L	67	77
D 22 vs. Ohio Wesleyan	W	66	52
D 23 Walter Reed ^	W	108	69
J 2 Mc Murray	W	98	94
J 3 Quantico ^	L	72	81
J 27 at St. Michael	L	69	73
J 30 at Brockport St.	W	87	62
F 2 at Rochester	L	71	77
F 3 Hofstra	W	81	74
F 9 at Wayne State	L	64	78
F 10 at Windsor	L	71	79
F 12 Baltimore	W	71	58
F 17 Buffalo State	L	76	94
F 21 at Niagara	L	82	99
F 24 Colgate	W	76	73
F 27 at Ithaca (OT)	W	70	66
F 29 Philadelphia Textile	L	57	77
M 2 Northern Illinois	L	57	66

^ - Exhibition Games - Do Not Count in Record

1968-69 (12-9)

at Tennessee	L	62	87
Brockport State	W	63	55
Toronto	W	81	37
Akron	W	48	43
Old Dominion	L	72	83
at Albany State	W	66	59
Penn State	W	66	60
Syracuse	L	70	76
Wooster	W	83	64
Wayne State	W	74	55
at Colgate	L	75	79
Niagara	L	76	79
at Binghamton	W	88	61
Ithaca	W	85	66
Buffalo State	L	78	83
at LeMoyne	L	62	68
at Northern Illinois	L	79	87
Baltimore	W	92	82
at Rutgers	L	78	86
Rochester	W	85	78
Stony Brook	W	62	53

1969-70 (11-11)

at Maryland	L	77	97
at Syracuse	L	64	90
Toronto	W	119	65
Western Ontario	W	117	48
Ohio Northern	W	100	85
at Wayne State	L	42	56
at Auburn	L	61	84
DePauw	L	70	77
Wooster	L	83	91
Colgate	W	80	76
at Akron	L	75	87
at Ithaca	W	89	78
Rutgers	L	70	76
Ball State	W	90	76
at Binghamton	W	89	60
at Niagara	L	68	98
Northern Illinois	W	87	78
at Colgate	L	73	96

Buffalo State	L	75	83
at Brockport St.	W	79	66
LeMoyne	W	68	62
Albany State	W	70	59

1970-71 (9-13)

Syracuse	L	70	80
at Maryland	L	70	109
at UNC-Charlotte	L	46	64
Toronto	W	106	56
Central Michigan	W	80	73
at Northern Illinois	L	71	77
Northeastern	L	61	80
Fairleigh Dickinson	W	81	60
at Eastern Michigan	L	76	88
Akron	L	66	71
at LeMoyne	L	72	80
at Albany	L	61	76
Niagara	L	77	90
Point Park	W	86	69
at Rochester	W	86	72
Wayne State	W	101	83
Ithaca	W	84	68
Buffalo State	L	85	87
Stony Brook	W	96	62
at Ball State	L	76	87
Brockport State	W	87	86
at Cincinnati	L	59	86

1971-72 (12-12)

D 1 at Syracuse	L	80	104
D 3 at Point Park	L	58	64
D 7 Toronto	W	116	58
D 11 at Central Michigan	L	60	75
D 14 Ohio Northern	W	112	91
D 17 Northeastern	L	59	64
D 18 Illinois State	W	80	74
D 27 at Ga. Southern	W	86	83
D 28 at Georgia State	W	98	69
D 30 at Samford	W	78	63
J 19 at Akron	L	68	87
J 22 LeMoyne	W	86	73
J 27 at Maryland	L	58	82
J 29 Cornell	L	70	84
J 31 Northern Illinois	L	86	106
F 2 at Army	L	74	80
F 5 at Niagara	L	76	96
F 8 Eastern Michigan	L	96	109
F 11 at Brockport St.	L	60	102
F 17 at Stony Brook	W	81	69
F 19 at Rochester	W	85	74
F 26 Albany	W	76	67
F 29 Merrimack	W	103	78
M 6 at Buffalo State	W	93	75

1972-73 (16-8)

Syracuse	L	70	83
at Illinois State	L	70	81
at Northern Illinois	L	70	89
at Northeastern	L	55	64
Georgia State	W	85	63
Lafayette	W	72	71
Gannon	W	92	87
at Fairleigh-Dick.	W	64	50
Akron	W	73	71
Samford	W	86	81
at Cornell	W	72	69
Brown	W	98	87
Niagara	L	77	79
at Colgate	L	63	80
at Albany	W	76	62
Stony Brook	W	103	63
at Maryland	L	64	93
Army	W	67	64
Tenn-Chattanooga	W	81	80
St. Francis, PA	W	84	82
LeMoyne (OT)	W	71	70
Oglethorpe	W	97	66
Rochester	W	91	90

Buffalo State	L	84	86
---------------	---	----	----

1973-74 (5-20)

D 1 at Syracuse	L	78	123
D 3 Fairleigh Dickinson	L	67	85
D 7 Steubenville	L	49	50
D 8 American	L	76	85
D 15 Cleveland State	L	77	87
D 22 at Brown	L	84	102
D 28 Lafayette	L	73	85
D 29 St. Francis, NY	L	84	97
J 14 at Akron	L	69	75
J 18 Iona	L	79	81
J 20 Pittsburgh	L	75	101
J 23 Cornell	W	91	76
J 26 Albany	W	77	72
J 29 at Catholic	L	84	91
J 30 at Fairfield	L	58	84
F 2 Colgate	L	69	76
F 4 at Niagara	L	81	93
F 9 at Youngstown St.	L	89	90
F 12 Brockport State	L	89	103
F 16 Geneseo State	W	83	82
F 20 LeMoyne	L	97	103
F 23 at St. Francis (PA)	L	61	67
F 27 at Stony Brook	W	71	69
M 2 at Rochester	W	106	95
M 4 at Buffalo State	L	87	89

1974-75 (8-17)

N 30 Syracuse	L	65	81
D 3 at Fairleigh Dickinson	L	57	81
D 4 at Long Island	W	75	72
D 9 Niagara	L	58	77
D 11 at Brockport	L	50	53
D 14 at Albany	L	94	111
D 21 at Virginia Comm.	L	73	105
D 7 at Cleveland State	L	63	74
J 11 Fairfield	L	69	86
J 13 St. Francis, PA	W	72	66
J 15 at Colgate	W		



2016-17 BUFFALO BULLS BASKETBALL

YEAR-BY-YEAR RECORDS

F 14 at Akron (OT) W 83 73
 F 18 Virginia Comm. L 78 97
 F 21 Cleveland State W 97 86
 F 28 Geneseo State W 102 86
 M 4 at Buffalo State L 66 75

1976-77 (5-21)

N 27 Niagara (2OT) L 85 88
 N 29 at Fairleigh-Dickinson L 73 81
 N 30 at Long Island W 86 83
 D 6 at Holy Cross L 89 123
 D 9 Howard L 86 87
 D 11 at Georgia L 77 108
 D 14 at Clemson L 67 98
 D 18 at Colgate L 84 97
 J 3 Detroit L 74 103
 J 5 at Army L 56 75
 J 6 at Siena L 76 87
 J 8 Cornell L 60 71
 J 11 at Maine L 85 98
 J 17 Temple L 82 91
 J 22 at Geneseo State W 78 74
 J 24 Syracuse L 71 91
 J 25 Wis.-Milwaukee W 77 76
 F 5 at Youngstown St. L 79 84
 F 8 at Albany L 77 107
 F 12 Akron (OT) L 77 79
 F 16 at LeMoyno L 87 97
 F 19 at Cleveland St. L 69 89
 F 21 at Canisius W 78 77
 F 22 Fairfield L 83 93
 F 26 at Catholic L 77 109
 M 1 Buffalo State W 78 76

1977-78 (6-18)

N 29 St. Francis (PA) L 58 79
 D 5 at Iona L 79 109
 D 7 at Akron L 55 83
 D 10 Canisius L 73 78
 D 12 Siena L 78 79
 D 16 Cortland State W 97 77
 D 19 at Temple L 66 95
Big Red Tournament
 D 27 vs. Colgate (OT) L 71 74
 D 28 at Cornell L 75 89
 J 5 at Wis.-Milwaukee W 78 75
 J 7 at Detroit L 81 122
 J 11 at Central Michigan L 73 102
 J 18 at Niagara L 80 90
 J 20 Long Island L 89 92
 J 28 Colgate L 72 79
 F 1 at St. Francis(NY) L 82 95
 F 3 Maine L 79 90
 F 7 Youngstown St. W 87 85
 F 11 Army L 53 74
 F 15 at Syracuse L 66 113
 F 18 Albany W 104 97
 F 22 LeMoyno W 70 67
 F 25 Catholic L 74 77
 F 28 at Buffalo State W 71 69

1978-79 (7-18)

N 30 at Siena L 51 70
 D 6 at Howard L 52 65
 D 9 Akron L 51 59
 D 12 at Canisius L 65 79
 D 6 at Potsdam L 55 69
Lafayette Tournament
 D 29 at Lafayette L 49 81
 D 30 vs. South Florida L 69 85
 J 16 Hartwick L 49 68
 J 18 at Albany L 35 80
 J 20 Geneseo State W 69 63
 J 23 at Oswego State W 45 37
 J 26 Binghamton W 54 44
 J 27 at St. Francis (PA) L 57 67
 J 29 at Cortland State W 53 49
 F 1 Fredonia State W 48 38
 F 3 Brooklyn L 52 58

F 7 Gannon L 37 47
 F 10 at Rochester L 52 55
 F 14 at Youngstown St. L 53 67
 F 17 Plattsburgh L 43 53
 F 19 at Niagara L 59 93
 F 22 at LeMoyno L 60 82
 F 24 at Oneonta State L 57 66
 F 27 Buffalo State W 53 52
 M 1 Brockport State W 79 68

1979-80 (17-10)

N 30 at Niagara L 72 90
 D 1 Oneonta State W 79 55
 D 4 at Fredonia State W 69 67
 D 6 Buffalo State W 83 81
 D 10 Youngstown St. L 56 59
 D 11 Albany L 58 66
Indiana, PA Tournament
 D 28 vs. Alliance W 97 63
 D 29 at Indiana (PA) L 54 67
 J 5 at South Florida L 62 75
 J 8 at Stetson L 62 82
 J 12 Brockport State W 62 59
 J 15 at Hartwick L 54 63
 J 19 at Geneseo St. W 63 44
 J 26 Plattsburgh W 54 53
 J 28 Cortland State W 74 61
 J 30 at Canisius L 63 66
 F 1 Fredonia State W 68 64
 F 4 Rochester W 70 66
 F 6 Geneseo State W 61 60
 F 9 RIT W 62 57
 F 13 at Brockport St. W 64 58
 F 16 at Gannon L 56 77
 F 18 Oswego State W 86 65
 F 20 at Buffalo State W 83 66
SUNYAC Tournament
 F 22 Albany (4 OT) W 65 57
 F 23 Potsdam L 45 50

1980-81 (12-15)

N 21 Brooklyn W 85 72
 N 22 Binghamton L 53 54
 N 29 at Canisius L 74 95
 D 3 at Niagara L 62 82
 D 9 at Brockport St. L 48 49
 D 12 Fredonia State W 59 54
 D 13 Pitt-Bradford L 47 51
Brooklyn Tournament
 D 27 City College W 72 47
 D 28 Brooklyn W 72 70
 J 8 at Central Florida L 49 59
 J 10 at Stetson L 50 79
 J 16 Potsdam L 36 52
 J 17 Penn St-Behrend L 46 77
 J 20 Hartwick L 41 52
 J 24 at Buffalo State L 56 61
 J 27 at Oswego State W 56 51
 J 31 Geneseo State W 79 47
 F 3 Brockport State W 71 60
 F 7 at Fredonia State W 68 50
 F 9 at Cortland State L 51 61
 F 12 Buffalo State W 68 60
 F 14 Rochester L 44 53
 F 16 Alfred L 61 64
 F 18 Oswego State W 66 61
 F 24 at Geneseo State W 78 62
SUNYAC Tournament
 F 27 Albany L 39 48
 F 28 Buffalo State W 78 61

1981-82 (13-17)

Mansfield Tournament
 N 20 vs. Monmouth L 61 71
 N 21 vs. York W 89 64
 N 28 at Canisius L 72 86
 N 30 at Pitt-Bradford L 60 74
 D 2 at Niagara L 66 75
 D 5 at Fredonia State L 65 68

D 9 at Hartwick L 39 49
 D 12 Buffalo State W 81 80

Albany Tournament

D 29 at Manhattanville W 53 51
 D 30 vs. Albany L 48 55
 J 5 at SW Louisiana L 57 99
 J 7 at Tulane L 43 83
 J 19 Oswego State L 61 63
 J 22 at Geneseo State W 85 67
 J 24 Brockport State W 63 61
 J 29 Elmira W 68 57
 F 1 at Penn St.-Behrend L 68 70
 F 3 Fredonia State W 61 55
 F 6 at Buffalo State L 61 66
 F 9 Cortland State L 69 72
 F 11 Rochester L 65 66
 F 13 at Oswego State W 57 56
 F 15 at Alfred L 67 92
 F 17 Geneseo State W 77 68
 F 20 at Brockport St. W 70 65
SUNYAC West Playoff
 F 23 Fredonia State W 67 59
SUNYAC Tournament
 F 26 Albany W 53 51
 F 27 Potsdam W 82 70
NCAA-III East Regional
 M 3 Staten Island L 53 64
 M 6 Ithaca L 73 74

1982-83 (12-15)

East Connecticut Tournament
 N 20 Clark L 77 81
 N 21 Bridgewater L 76 83
 N 27 at Canisius L 77 97
 N 30 Penn St-Behrend W 93 84
 D 3 at Buffalo State L 63 99
 D 4 Stony Brook W 71 64
 D 6 Houghton L 69 82
 D 9 Oswego State L 71 77
 D 13 at Brockport St. W 68 58
 J 3 at UNC-Charlotte L 77 109
 J 5 at Wake Forest L 56 121
 J 19 at Elmira W 68 66
 J 22 at Niagara L 64 76
 J 24 at Geneseo State W 74 68
 J 26 Roberts Wesleyan W 76 47
 J 28 Brockport State W 81 57
 F 1 Hartwick L 66 75
 F 3 Alfred W 76 73
 F 5 Fredonia State W 86 74
 F 8 at Cortland State L 93 96
 F 10 Rochester W 86 84
 F 12 Buffalo State W 66 64
 F 14 at Fredonia State L 66 75
 F 16 at Oswego State L 71 81
 F 19 Geneseo State W 90 73
SUNYAC Tournament
 F 25 Potsdam L 66 90
 F 26 Albany L 77 88

1983-84 (14-13)

Brockport State Tournament
 N 18 vs. Elmira W 78 76
 N 19 at Brockport St. W 73 69
 N 22 at Penn St-Behrend W 84 75
 N 28 R.I.T. L 70 82
 N 30 at Canisius L 80 87
 D 3 Hartwick L 63 75
 D 5 Mercyhurst W 66 64
 D 7 Oswego State W 90 74
 D 10 Geneseo State W 76 60
 J 7 at Niagara L 77 97
 J 10 Gannon L 77 79
 J 14 at Roberts Wesl. W 75 64
 J 17 Elmira W 90 70
 J 21 Mansfield L 75 85
 J 25 at Brockport St. L 73 85
 J 28 at Fredonia St. W 52 50

F 1 Buffalo State L 56 62
 F 3 Cortland State W 86 69

1984-85 (5-19)

F 4 at Oswego State L 67 70
 F 7 at Geneseo St. L 82 85
 F 11 Brockport State W 65 61
 F 13 at Alfred (OT) W 62 60
 F 15 Fredonia State W 81 75
 F 18 at Buffalo State L 66 82
 F 20 at Houghton L 41 42
SUNYAC Tournament
 F 23 at Potsdam W 60 59
 F 25 at Buffalo State L 62 74

1985-86 (14-11)

N 20 Houghton* L 72 68
 N 24 Heidelberg* L 86 79
 N 28 at R.I.T.* L 71 62
 D 1 Geneseo State* L 81 67
 D 3 Daemen* L 113 66
 D 5 Hartwick* L 57 62
 D 8 Brockport State* L 78 76
 D 10 at Gannon* L 87 78
Albany State Tournament
 J 4 Springfield L 64 79
 J 5 Albany L 64 82
 J 10 Nazareth L 56 57
 J 12 at Mercyhurst L 62 77
 J 15 at Elmira L 64 72
 J 22 Fredonia State W 67 63
 J 26 at Buffalo State L 71 82
 J 29 at Mansfield L 55 59
 J 30 Oswego State W 60 59
 F 1 at Cortland State L 76 95
 F 2 at Geneseo St. W 65 63
 F 6 Brockport State W 61 58
 F 9 Buffalo State L 62 75
 F 11 Alfred L 69 74
 F 13 at Fredonia State W 70 66
 F 16 at Oswego State L 53 56
 *Games forfeited due to participation by ineligible athletes.

1985-86 (14-11)

N 22 at Geneseo L 70 73
 N 23 at Heidelberg L 71 84
 N 25 at Hartwick L 54 61
McMaster Tournament
 N 29 at McMaster W 81 69
 N 30 vs. Guelph W 74 61
 D 4 at Fredonia State L 70 77
 D 7 Oswego State W 85 80
 D 9 St. John Fisher W 87 72
 D 11 Gannon L 74 77
Staten Island Tournament
 D 27 vs. Jersey City St. W 88 83
 D 28 at Staten Island W 60 58
 J 6 at Nazareth L 69 78
 J 8 Penn St.-Behrend W 64 63
 J 11 Mansfield L 79 80
 J 14 Elmira W 85 74
 J 22 Brockport State W 81 74
 J 25 at Buffalo State L 70 93
 J 27 at Daemen W 88 61
 J 29 Fredonia State W 71 53
 F 1 at Oswego State L 60 63
 F 4 R.I.T. W 74 52
 F 7 Geneseo State W 105 71
 F 8 at Brockport St. W 87 81
 F 11 at Alfred L 70 76
 F 15 Buffalo State L 68 69

1986-87 (15-10)

Buffalo State Tournament
 N 21 vs. Wilkes W 85 51
 N 22 at Buffalo State W 66 63
 N 25 at St. John Fisher W 86 68
 N 29 LeMoyno W 78 77
 D 3 Fredonia State W 69 59
 D 6 at Gannon L 67 79

D 11 at Canisius L 69 74
 D 13 Buffalo State L 64 65

UB Goldome Tournament

D 29 at Guelph W 68 56
 D 30 vs. Jersey City W 79 78
 J 2 Daemen W 79 58
 J 5 at Penn St.-Behrend W 71 66
 J 7 Potsdam L 67 89
 J 13 at Elmira W 89 76
 J 16 Alfred L 80 86
 J 21 at Geneseo St. W 78 72
 J 26 at Mansfield L 72 84
 J 28 at Brockport St. L 70 73
 J 31 Oswego State W 97 87
 F 4 at Fredonia St. W 86 65
 F 7 at Buffalo State L 50 59
 F 11 Geneseo State W 67 58
 F 14 Brockport State L 84 99
 F 17 Ithaca W 69 66
 F 21 at Oswego St. L 79 85

1987-88 (14-13)

Keene State Tournament
 N 20 vs. St. Anselm L 120 125
 N 21 vs. Queens College W 87 67
 N 27 Gannon L 71 102
 D 3 at Shepherd L 69 83
 D 5 Buffalo State W 57 47
 D 9 Mansfield W 69 62
Bentley Tournament
 D 28 at Bentley L 69 84
 D 29 vs. Florida Tech W 82 79
UB Goldome Tournament
 J 2 vs. Shepherd L 58 82
 J 3 vs. Saginaw Valley W 69 67
 J 5 at LeMoyno L 54 69
 J 6 at Potsdam W 75 70
 J 9 at Mercyhurst W 88 55
 J 12 at LIU-South W 84 72
 J 13 at Dowling L 58 92
 J 16 Philadelphia Textile L 58 72
 J 19 at Pitt-Bradford L 85 91
 J 22 at Pace W 71 69
 J 23 at Adelphi W 81 69
 J 30 at Phil. Textile L 72 79
 F 2 LeMoyno L 70 75
 F 5 Adelphi W 82 55
 F 11 Elmira L 68 70
 F 13 at Gannon L 71 81
 F 17 at Daemen W 85 54
 F 20 Pace W 65 64
 F 24 Mercyhurst W 77 59

1988-89 (16-14)

Longwood Tournament
 N 18 vs. UNC-Greensboro W 89 81
 N 19 at Longwood L 65 66
 N 22 Shepherd W 90 66
Pocono Classic
 D 2 vs. Chaminade W 83 79
 D 3 at East Stroudsburg W 92 74
 D 7 Clarion L 52 75
 D 9 Southampton W 88 66
 D 14 at Mansfield W 90 80
 D 17 at Buffalo State L 70 80
 D 30 at Cal. St.-North. L 63 77
 J 2 at Cal. St.-L.A. W 83 64
 J 3 at Cal. St.-Bak. L 66 81
 J 7 LeMoyno W 74 71
 J 13 Philadelphia Textile L 69 88
 J 17 Pitt-Bradford W 84 69
 J 20 at Pace L 49 63
 J 21 at Adelphi L 66 68
 J 24 at Mercyhurst L 59 61
 J 28 Adelphi W 72 68
 F 3 Pace (OT) L 60 61
 F 8 at Pitt-Johnstown W 87 78
 F 11 at Gannon L 96 98
 F 15 Buffalo State W 75 68
 F 18 at Phil. Textile L 73 96

2016-17 BUFFALO BULLS BASKETBALL



YEAR-BY-YEAR RECORDS

F 20 Gannon W 84 61
 F22 at LeMoyne L 73 94
 F 25 Mercyhurst W 61 50
Midwest Tournament
 at Adelphi W 88 62
 Gannon W 89 77
 at Phil. Textile L 58 74

1989-90 (14-13)

N 17 at New Hamp. L 79 86
 N 18 at St. Anselm W 83 76
 N 21 Mansfield W 67 58
 N 27 at St. Rose L 66 71
 D 2 Brockport State W 81 68
UB/Shooter's Roundup

D 8 Mercy College W 85 65
 D 9 Cheyney State W 68 57
Merrimack Tournament
 D 28 at Merrimack W 77 73
 D 29 vs. Pace L 69 77
 J 6 at LeMoyne W 70 59
 J 13 Philadelphia Textile L 38 61
 J 16 at Mercyhurst W 65 54
 J 20 at Florida Intern'l L 65 77
 J 22 at Barry Atlanta W 74 66

J 27 Gannon L 63 67
 J 31 St. Rose W 97 86
 F 2 Adelphi L 100 102
 F 6 at Dist. of Columbia L 93 99
 F 10 at Phil. Textile L 65 72
 F 15 LeMoyne W 71 62
 F 17 Mercyhurst W 68 50
 F 20 District of Columbia W 85 63
 F 23 at Pace L 66 68
 F 24 at Adelphi L 68 74
 F 26 at Gannon L 69 81
 M 3 Pace W 80 75

1990-91 (13-14)

N 20 at Brockport St. W 78 64
 N 24 at Delaware St. L 79 96
East Stroudsburg Tournament
 N 30 at East Stroudsburg L 63 77
 D 1 vs. Gannon W 72 61
 D 4 Mercy W 97 50
UB/Shooter's Roundup

D 7 Daemen W 77 70
 D 8 Mercyhurst W 74 66
 D 11 Indiana (Pa.) W 96 92
 D 12 Albany St. W 60 56
 D 14 Kutztown W 83 74
 J 2 W. Virginia Wesleyan W 107 81
 J 5 at Indiana, PA L 66 89
 J 7 at UNC-Greensboro L 70 76
 J 8 at Elon L 59 68
 J 11 Philadelphia Textile W 79 73
 J 18 Pace (OT) L 58 73
 J 26 at Phil. Text L 55 77
 J 28 at W. Virginia Wesl. L 78 91
 J 30 Mercyhurst W 73 62
 J 6 at LeMoyne W 71 70
 F 9 at Gannon L 66 68
 F 16 at Mercyhurst W 72 59
 F 23 at Pace L 60 61
 F 25 at UMBC L 62 76
 F 27 Gannon L 44 53
 M 2 Lemoyne L 65 80

1991-92 (2-26)

N 23 at Canisius L 55 77
 N 27 at Penn State L 62 89
 N 30 at St. Francis (PA) L 55 84
Hartford Tournament
 D 6 at Hartford L 54 71
 D 7 vs. Lehigh L 51 72
 D 11 at West Virginia L 46 91
Youngstown St. Tournament

D 13 at Youngstown St. L 72 76
 D 14 vs. Canisius L 67 77
 D 24 at Marist W 71 67
 D 28 Brooklyn L 59 72
 J 4 Rider L 63 84
 J 13 Marist L 63 84
 J 15 at Brooklyn L 67 74
 J 18 Towson State L 65 77
 J 22 UMBC L 80 103
 J 25 Delaware St W 71 58
 J 27 at Hofstra L 51 67
 J 30 at UMBC L 84 87
 F 1 at Rider L 55 69
 F 8 Hofstra L 61 84
 F 15 C. Conn. State L 69 74
 F 17 at Towson State L 65 98
 F 19 at Detroit L 55 95
 F 22 at Wright State L 71 88
 F 24 at Toledo L 57 73
 F 26 Detroit L 48 92
 M 2 at C. Conn. State L 62 94

East Coast Conf. Tournament
 M 4 Towson State L 58 122

1992-93 (5-22)

D 1 at Iowa State L 36 106
 D 3 at Northern Iowa L 66 96
 D 7 St. Francis (PA) L 51 56
 D 10 Jacksonville L 60 75
 D 13 at Niagara L 76 92
 D 21 Maine L 70 83
 D 28 at Colgate (OT) L 70 77
 D 30 Loyola-Mary L 72 76
 J 2 at Central Florida W 72 68
 J 4 at Stetson (OT) L 82 89
 J 6 at Jacksonville W 70 63
 J 9 at Coppin State L 52 69
 J 11 UNC-Greensboro W 64 62
 J 13 at Colorado L 50 93
 J 20 at Youngstown St. L 89 104

J 23 at Duquesne L 68 81
 J 25 Wagner L 64 69
 F 2 Niagara L 74 89
 F 8 Colgate L 54 55
 F 10 Youngstown St. W 76 64
 F 13 Cent. Conn. St. W 74 57
 F 15 at Maine L 52 81
 F 18 Massachusetts L 67 96
 F 22 at Wagner L 64 90
 F 24 Cleveland State L 69 76
 F 27 Virginia Comm. L 61 90
 M 3 at C. Conn. St. (OT) L 78 83

1993-94 (10-18)

N 26 Daemen W 70 61
 N 27 Marist L 80 87
 N 30 at Detroit-Mercy W 72 69
Canisius College Classic
 D 3 vs. Niagara W 69 64
 D 4 at Canisius L 58 73
 D 7 at Virginia Comm. L 58 86
 D 11 Boston College L 51 64
 D 19 Miami L 57 63
 D 22 Duquesne L 50 73

Pepsi Marist Classic
 D 29 at Marist L 71 82
 D 30 vs. St. Peter's W 68 61
 J 1 at Cal-Northridge L 72 90
 J 7 at Loyola-Marymt. L 77 93
 J 10 at Youngstown St. L 78 86
 J 12 at Hofstra W 71 57
 J 15 at Niagara L 76 88
 J 22 at NE Illinois L 73 86
 J 26 Pittsburgh L 59 97
 J 30 at Troy State L 72 88
 F 1 at Jacksonville L 77 79
 F 7 Pennsylvania L 52 77
 F 10 Youngstown St. W 64 60
 F 12 C. Conn. St. W 84 72

F 21 Chicago State W 88 80
 F 28 at C.Conn. St. W 89 73
 M 2 at Cleveland St. L 55 77
East Coast Conf. Tournament
 M 5 C. Conn. St. W 100 62
 M 6 NE Illinois (2 OT) L 81 83

1994-95 (18-10, 12-6)

N 26 at Rutgers W 71 68
 N 29 at UMKC* W 68 67
 D 3 at Pittsburgh L 73 75
 D 8 Niagara W 71 57
 D 11 at Boston College L 60 77
 D 22 at Niagara W 93 72
Pepsi-Iona Tournament

D 28 vs. UNC-Greens. W 70 68
 D 29 at Iona W 81 78
 J 3 at Chicago State* W 63 57
 J 5 at NE Illinois* W 73 62
 J 7 Troy State* W 84 81
 J 9 C. Conn. St.* L 61 64
 J 14 at Youngstown St.* L 63 70
 J 17 at Cornell (2OT) L 92 94
 J 21 UMKC* W 77 68
 J 23 Western Illinois* W 92 65
 J 28 at Valparaiso* L 63 64
 J 30 at Eastern Illinois* L 71 72
 F 4 NE Illinois* W 56 52
 F 6 Chicago State* W 107 97
 F 11 at C. Conn. St.* W 92 64
 F 13 at Troy State* L 94 102
 F 18 Youngstown St.* W 75 72
 F 23 at Western Illinois* L 62 81
 F 27 Eastern Illinois* W 110 98
 M 1 Valparaiso* W 90 85

Mid-Continent Tournament
 M 3 Eastern Illinois W 70 65
 M 5 at Western Illinois L 70 76

1995-96 (13-14, 10-8)

N 25 at Boston College L 49 89
 N 27 Rutgers W 78 74
 D 5 at Canisius L 75 82
 D 12 at St. Bonaventure L 64 74
 D 21 Niagara W 68 58
Utah State Classic

D 28 vs. So. Mississippi L 71 77
 D 29 vs. Miss. Valley St. W 74 73
 J 2 Youngstown St.* W 60 56
 J 6 at UMKC* W 48 43
 J 8 at Western Illinois* L 74 93
 J 13 Chicago State* W 69 62
 J 15 NE Illinois* W 80 66
 J 20 at Valparaiso* L 65 86
 J 22 at Eastern Illinois* L 52 60
 J 27 C. Conn. State* W 84 68
 J 29 Troy State* W 76 61
 F 1 at Youngstown St.* W 53 51
 F 3 Western Illinois* W 63 58
 F 5 UMKC* L 63 72
 F 10 at NE Illinois* W 85 77
 F 12 at Chicago State* W 78 68
 F 17 Eastern Illinois* L 61 64
 F 19 Valparaiso* L 64 73
 F 22 at Troy State* L 86 88
 F 24 at C. Conn. St.* L 62 75
 F 27 Cornell L 60 62

Mid-Continent Tournament
 M 3 Eastern Illinois L 55 59

1996-97 (17-11, 11-5)

N 22 at Miami L 61 78
 N 26 at Cornell L 62 70
 N 30 vs. Niagara# (OT) W 78 77
 D 3 Canisius W 53 50
 D 7 St. Bonaventure# W 69 67
 D 10 Syracuse# L 45 79
 D 13 Morgan State W 85 70

D 18 at Niagara L 59 68
Toledo MVP Classic
 D 29 vs. Dartmouth L 44 64
 D 30 vs. Ga. Southern W 63 61
 J 4 Cent. Conn. St.* W 65 50
 J 8 at Valparaiso* L 55 72
 J 11 UMKC* W 80 62
 J 13 Troy State* W 87 70
 J 18 at Western Illinois* W 95 85
 J 22 Youngstown St.* W 70 48
 J 25 at Chicago State* W 95 80
 J 27 at NE Illinois* L 77 81
 F 1 Valparaiso* L 62 64
 F 3 Western Illinois* W 88 81
 F 6 at Troy State* L 74 83
 F 8 at UMKC* (2OT) L 74 85
 F 12 at Youngstown St.* W 67 59
 F 15 NE Illinois* (OT) W 81 78
 F 17 Chicago State* W 80 47

Mid-Continent Tournament
 M 2 Chicago State W 81 58
 M 3 West. Illinois (OT) L 77 80

1997-98 (15-13, 9-7)

N 15 at Southern Utah* W 85 75
 N 21 at Seton Hall L 75 83
 N 24 Cornell W 71 65
 N 29 Niagara# W 62 58
 D 2 Canisius L 57 70
 D 5 at NE Illinois* W 70 59
 D 6 at Chicago St.* (OT) W 90 83
 D 13 at St. Bonaventure L 59 63
 D 18 at Syracuse L 70 82
 D 21 NE Illinois* W 79 64
 D 28 Texas Southern W 80 61
 D 29 Wichita State L 69 79
 J 3 Oral Roberts* W 86 84
 J 5 at Embry-Riddle W 103 72
 J 14 at Youngstown State* L 62 81
 J 17 at Valparaiso* L 80 82
 J 21 at UMKC* L 67 81
 J 24 Western Illinois* W 74 59
 J 28 Southern Utah* W 57 48
 J 31 at Oral Roberts* L 63 75
 F 3 Rochester W 104 75
 F 11 Valparaiso* L 64 73
 F 14 Youngstown State* W 72 57
 F 19 at Western Illinois* L 67 68
 F 21 at UMKC* W 118 78
 F 24 Chicago State* W 110 100

Mid-Continent Tournament
 M 1 Western Illinois W 81 74
 M 2 Valparaiso L 73 84

1998-99 (5-24, 1-17)

N 13 at Niagara L 63 85
 N 17 at Cornell W 64 63
 N 21 at Duquesne L 56 75
 N 24 Canisius W 49 48
 D 1 at Manhattan (2OT) W 68 66
 D 5 Akron* L 60 72
 D 8 at North Carolina L 49 98
 D 12 at Canisius# L 56 66
 D 12 at Central Michigan* L 67 88

Hawaii-Hilo Tournament
 D 28 vs. Cent. Conn. St. L 74 76
 D 29 at Hawaii-Hilo W 68 62
 D 30 vs. Old Dominion L 65 85
 J 2 at Kent* L 68 75
 J 6 Bowling Green* L 59 62
 J 8 Miami* L 48 76
 J 14 at Marshall* L 62 82
 J 16 at Ohio* L 50 90
 J 19 St. Bonaventure L 53 61
 J 21 Ball State* L 58 64
 J 23 Central Michigan* L 70 79
 J 28 at Northern Illinois* L 46 74
 J 30 at Western Michigan* L 65 82
 F 3 Eastern Michigan* L 51 54

F 6 Kent* L 51 73
 F 11 at Toledo* L 51 103
 F 13 at Bowling Green* L 61 84
 F 17 Marshall* L 63 73
 F 20 Northern Illinois* W 57 47
 F 24 at Ball State* L 59 78
 # - at Marine Midland Arena, Buffalo, NY

1999-00 (5-23, 3-15)

N 19 Niagara (2OT) L 103 105
 N 21 Cornell L 60 71
 N 23 at New Hampshire W 81 78
 N 27 at Canisius L 46 78
 N 30 Manhattan W 75 71
 D 7 #7 North Carolina L 67 91
 D 10 at Indiana L 55 106
 D 11 vs. North Texas L 91 102
 D 18 Northern Illinois* L 52 83
 D 21 at Akron* L 67 89
 J 2 at Fairleigh Dickinson L 57 72
 J 5 at Eastern Michigan* L 53 73
 J 8 Bowling Green* L 90 96
 J 12 C. Michigan* W 71 58
 J 15 at Kent* L 53 89
 J 17 at Ohio* L 71 86
 J 22 at Miami* L 54 74
 J 24 Akron* W 84 83
 J 26 W. Michigan* W 63 60
 J 29 at Ball State* L 68 82
 F 3 at Marshall* L 61 93
 F 5 at Toledo* L 65 93
 F 9 at Bowling Green* L 68 77
 F 12 Kent* L 65 81
 F 19 Marshall* L 72 88
 F 23 Ohio* L 62 82
 F 26 Miami* L 58 67

MAC Tournament
 M 1 at Marshall L 66 83

2000-01 (4-24, 2-16)

N 17 Niagara L 76 80
 N 25 Fairleigh Dickinson L 68 74
 N 30 Canisius (OT) L 78 80
 D 5 Duquesne W 64 59
 D 17 at North Carolina L 74 95
South Florida Tournament

D 21 vs. Eastern Illinois L 66 73
 D 22 vs. Alcorn State W 74 69
 D 30 at Marshall* (OT) L 75 85
 J 3 Akron* (OT) L 65 75
 J 6 at Northern Illinois* L 49 64
 J 10 at Bowling Green* L 75 90
 J 13 at Central Michigan* L 77 86
 J 17 Kent State* L 52 58
 J 20 at Miami* L 42 74
 J 24 at Western Michigan* L 72 90
 J 27 Ohio* L 66 83
 J 31 at Northwestern L 63 79
 F 3 at Akron* L 77 78
 F 6 at Canisius L 60 62
 F 10 Bowling Green* L 52 70
 F 12 Eastern Michigan* W 68 51
 F 14 Ball State* L 56 59
 F 19 Toledo* L 66 78
 F 21 at Ohio* L 76 86
 F 24 Miami* (OT) W 66 61
 F 28 at Kent State* L 65 99
 M 3 Marshall* L 73 86

MAC Tournament
 M 5 at Ohio L 78 101

2001-02 (12-18, 7-11)

N 19 at Niagara L 62 63
 N 21 at Chicago State W 100 92
 N 24 Canisius W 58 56
 N 29 at Rhode Island L 55 57
 D 1 New Hampshire W 73 72
 D 5 at Cornell W 66 54



2016-17 BUFFALO BULLS BASKETBALL

YEAR-BY-YEAR RECORDS

D 8 Akron* W 79 60
Yahoo Invitational
 D 20 vs. Tulsa L 75 80
 D 21 vs. Navy W 63 54
 D 22 vs. Valparaiso L 80 87
 D 30 at Syracuse L 62 83
 J 2 at Eastern Michigan* W 70 51
 J 5 at Northern Illinois* L 70 72
 J 9 Kent State* W 66 65
 J 12 Bowling Green* L 73 85
 J 15 Ohio* L 61 62
 J 19 at Marshall* W 82 78
 J 22 at Kent State* L 53 91
 J 26 Northwestern L 57 63
 J 28 Northern Illinois* W 75 65
 F 2 at Akron* L 81 89
 F 6 Miami* L 52 66
 F 9 Western Michigan* L 59 60
 F 13 at Ball State* L 63 87
 F 16 Central Michigan* W 69 57
 F 20 at Toledo* L 42 54
 F 23 Marshall* W 87 62
 F 25 at Miami* L 68 78
 F 27 at Bowling Green* L 58 73
MAC Tournament
 M 5 at Miami L 60 71

2002-03 (5-23, 2-16)

N 22 Cornell L 72 78
 N 24 Chicago State W 84 53
 N 27 at Detroit L 65 66
 N 30 Rhode Island W 57 48
 D 4 at Bowling Green* L 59 76
 D 7 at Youngstown St. L 48 63
 D 11 Niagara W 75 64
 D 14 at Canisius L 65 71
 D 30 at Northwestern L 62 69
 J 4 at Penn State L 60 68
 J 8 Marshall* L 63 69
 J 11 at Akron* L 71 89
 J 15 Kent State* L 68 69
 J 18 at Central Michigan* L 73 97
 J 21 Ohio* L 66 72
 J 25 at Marshall* L 77 87
 F 1 at Miami* L 55 57
 F 6 Northern Illinois* L 61 70
 F 8 at Ohio* L 49 61
 F 11 Eastern Michigan* W 90 66
 F 15 Ball State* L 68 80
 F 18 at Kent State* L 55 98
 F 22 Miami* L 35 63
 F 25 Toledo* L 59 66
 M 4 at Eastern Michigan* L 78 88
 M 5 at Western Michigan* L 66 87
 M 8 Akron* W 70 66
MAC Tournament
 M 10 at Northern Illinois L 64 81

2003-04 (17-12, 11-7)

N 21 Canisius L 58 60
 N 25 at Rutgers L 53 78
 N 29 Penn State L 64 67
 D 3 Bowling Green* W 82 64
 D 6 Youngstown State W 86 66
 D 9 at Colgate W 72 49
 D 13 at Niagara W 81 79
 D 17 Robert Morris W 79 66
 D 22 at Fairleigh Dickinson L 64 79
 J 3 at Toledo* L 83 88
 J 7 Miami* L 62 72
 J 10 Western Michigan* L 54 84
 J 14 at Ohio* L 76 90
 J 17 at Marshall* L 74 86
 J 25 at Northern Illinois* W 85 73
 J 28 Akron* W 89 83
 F 1 at Ball State* W 84 75
 F 4 Eastern Michigan* L 66 77
 F 7 Marshall W 77 58

F 11 at Kent State* L 75 79
 F 14 Central Michigan* W 75 66
 F 18 at Eastern Michigan* W 83 64
ESPN Bracket Buster
 F 21 at Indiana State W 64 51
 F 25 Kent State* W 82 66
 F 28 at Miami* W 87 73
 M 3 Ohio* W 77 49
 M 6 at Akron* W 68 60
MAC Tournament
 M 8 Northern Illinois W 90 73
 M 11 vs. Toledo L 85 97

2004-05 (23-10, 11-7)

N 20 at Connecticut L 68 90
 N 23 Fair Dickinson (OT) W 87 84
 N 27 Indiana State@ W 92 64
 D 1 Colgate W 74 62
 D 4 Western Michigan* L 53 70
 D 7 at Elon (OT) W 70 63
 D 11 Niagara (2OT) W 95 92
 D 18 at Canisius W 69 65
 D 21 at Penn State W 72 70
 J 2 at Bowling Green* L 88 95
 J 6 at Central Michigan* W 83 67
 J 9 Toledo* W 56 54
 J 12 at Akron* L 59 75
 J 15 Miami* W 67 56
 J 19 at Kent State* (OT) L 80 85
 J 25 Northern Illinois* W 86 80
 J 27 Marshall* W 78 65
 J 29 at Eastern Michigan* W 80 68
 F 2 Ohio* L 90 92
 F 5 at Miami* (OT) L 74 77
 F 8 at Western Michigan* W 85 79
 F 12 Ball State* W 67 58
 F 15 Kent State* W 77 66
ESPN Bracket Buster
 F 19 at Fresno State W 52 49
 F 23 at Marshall* W 68 55
 M 2 at Ohio* L 77 90
 M 5 Akron* W 72 56
MAC Tournament
 M 7 Northern Illinois W 73 66
 M 10 vs. Toledo W 85 72
 M 11 vs. Western Michigan W 75 68
 M 12 vs. Ohio (OT) L 79 80
National Invitation Tournament
 M 16 Drexel (OT) W 81 76
 M 19 at Saint Joseph's L 50 55

2005-06 (19-13, 8-10)

N 18 Canisius W 81 76
Las Vegas Holiday Shootout
 N 20 Buffalo State W 96 61
 N 22 at Boston College L 63 92
 N 25 vs. Jackson St. W 71 65
 N 26 vs. Detroit W 66 60
 N 30 Fresno State W 85 69
 D 3 at Niagara W 68 59
 D 6 at Liberty W 66 53
 D 10 Rutgers W 62 53
 D 21 Elon W 68 67
 D 30 at Delaware St. W 56 51
 J 4 Eastern Michigan* W 78 62
 J 7 at No. Illinois* (OT) L 82 84
 J 10 at Toledo* L 70 73
 J 14 Western Michigan* W 73 62
 J 18 Ball State* W 75 64
 J 21 Central Michigan* L 61 71
 J 24 at Bowling Green* W 76 73
 J 26 Ohio* W 70 51
 J 29 at Kent State* L 52 70
 F 1 at Akron* L 61 75
 F 4 Miami* L 74 81
 F 7 at Ball State* L 60 67
 F 11 at Central Michigan* W 73 59
 F 15 Kent State* (2OT) L 107 111
ESPN Bracket Buster
 F 18 at Iona L 75 93

F 22 at Ohio* L 72 85
 F 26 Bowling Green* W 81 67
 M 1 Akron* W 83 71
 M 4 at Miami* L 65 74
MAC Tournament
 M 6 Ball State W 80 72
 M 9 vs. Kent State L 67 76

2006-07 (12-19, 4-12)

N 10 at Canisius W 72 69
 N 13 at South Florida L 66 71
America's Youth Classic
 N 17 vs. Cleveland St. W 77 73
 N 18 vs. Miami (FL) W 60 57
 N 19 at Evansville L 44 74
 N 21 Iona W 65 54
 N 27 at Temple W 64 62
 D 2 Niagara W 74 62
 D 6 at Tulane L 63 80
 D 9 #2 Pittsburgh L 67 70
 D 18 Liberty W 72 66
 D 21 Delaware St. L 62 65
 D 23 Siena W 69 64
 J 7 at Bowling Green* L 73 74
 J 10 Kent State* L 56 69
 J 14 Miami (OH)* W 68 51
 J 18 at Ohio* L 51 67
 J 21 at Akron* L 59 66
 J 24 Toledo* L 62 78
 J 28 at Eastern Michigan* L 76 89
 J 31 at Western Michigan* L 64 85
 F 3 Northern Illinois* W 80 74
 F 7 at Ball State* L 73 79
 F 10 Central Michigan* L 56 59
 F 13 Bowling Green* (OT) W 98 90
O'Reilly ESPNU Bracket Buster
 F 17 Detroit (OT) L 84 92
 F 21 at Kent State* L 64 68
 F 24 at Miami (OH)* L 68 80
 M 1 Akron* L 69 87
 M 4 Ohio* W 84 65
MAC Tournament
 M 7 vs. Central Michigan L 74 80

2007-08 (10-20, 3-13)

2K Sports College Hoops Classic
 N 7 vs. Ohio Valley W 89 82
 N 8 at Connecticut L 57 82
 N 13 South Florida W 76 69
 N 20 at Niagara L 63 80
 N 23 at #17 Pittsburgh L 45 92
 N 27 Canisius W 68 59
 N 29 Tulane W 65 51
 D 1 Evansville W 81 60
 D 5 at FIU L 63 76
State Farm Sun Bowl Classic
 D 21 vs. Wyoming L 63 66
 D 22 vs. USC Upstate W 80 66
 D 29 at UNC Asheville (OT) L 90 101
 J 6 at Kent State* L 63 68
 J 12 Akron* L 68 76
 J 17 at Bowling Green* L 70 83
 J 20 at Miami (OH)* L 57 64
 J 23 Ohio* L 59 68
 J 26 at Toledo* L 63 76
 J 29 W. Michigan* (2OT) L 90 100
 F 2 at C. Michigan* (2OT) L 96 100
 F 5 at No. Illinois* W 89 81
 F 10 E. Michigan* W 68 64
 F 13 Ball State* L 67 76
 F 16 Miami (OH)* L 55 64
 F 19 Kent State* L 66 76
O'Reilly ESPNU Bracket Buster
 F 23 Youngstown St. W 95 82
 M 1 at Akron* L 56 76
 M 4 Bowling Green* W 96 50
 M 9 at Ohio* L 80 94
MAC Tournament
 M 12 vs. Miami (OH) L 68 69

2008-09 (21-12, 11-5)

N 15 at Youngstown St. W 70 62
 N 18 at Canisius W 69 64
 N 22 at Evansville L 49 64
 N 25 Niagara L 61 65
 N 29 Temple W 83 73
 D 4 #2 Connecticut L 64 68
 D 6 Fla. International W 70 56
 D 20 UNC Asheville W 71 52
 D 23 at Siena L 60 71
Rainbow Classic
 D 28 vs. Pepperdine (OT) W 72 71
 D 29 vs. Colorado W 62 60
 D 30 vs. Colorado St. W 67 53
 J 10 at Bowling Green* L 82 86
 J 13 at Akron* W 63 61
 J 17 Ohio* W 70 66
 J 21 Kent State* W 64 53
 J 24 at Miami (OH)* W 76 64
 J 27 at W. Michigan* W 74 71
 J 31 Toledo* W 56 43
 F 3 C. Michigan* W 56 55
 F 7 No. Illinois* W 68 46
 F 12 at E. Michigan* W 58 49
 F 15 at Ball State* L 51 53
 F 18 Bowling Green* L 48 59
ESPNU Bracket Buster
 F 21 at Vermont L 70 78
 F 26 Akron* L 57 62
 M 1 at Ohio* W 68 66
 M 5 at Kent St.* (OT) L 71 77
 M 8 Miami (OH)* (OT) W 70 67
MAC Tournament
 M 12 vs. Kent State W 65 62
 M 13 vs. Ball State W 64 52
 M 14 vs. Akron L 53 65
College Basketball Invitational
 M 18 at Wichita St. L 73 84

2009-10 (18-12, 9-7)

N 15 Vermont L 57 58
 N 19 at Navy W 63 53
 N 21 at Towson (OT) W 78 69
 N 24 Canisius L 71 73
 D 3 Army W 74 67
 D 5 at #4 Purdue L 65 101
 D 9 at Niagara W 86 80
 D 12 Buffalo State W 93 65
 D 22 at Green Bay W 71 65
UCF Holiday Classic
 D 29 vs. Jacksonville L 73 83
 D 30 vs. Liberty W 81 64
 J 9 Miami (OH)* W 73 55
 J 14 at Bowling Green* W 68 65
 J 17 Akron* W 78 65
 J 20 at Kent State* L 54 89
 J 23 at Ohio* L 77 99
 J 28 Ball State* L 69 75
 J 30 at No. Illinois* W 95 83
 F 1 W. Michigan* L 70 85
 F 4 at C. Michigan* L 82 88
 F 6 at Toledo* W 65 59
 F 10 E. Michigan* W 84 67
 F 13 Kent State* W 70 55
 F 17 Bowling Green* W 64 51
ESPNU Bracket Buster
 F 20 at St. Peter's (OT) W 77 75
 F 24 at Akron* L 67 77
 F 27 Ohio* W 72 69
 M 4 at Miami (OH)* L 62 73
MAC Tournament
 M 7 Toledo W 72 54
 M 11 vs. Miami (OH) L 59 73

2010-11 (20-14, 8-8)

N 13 Navy W 88 46
 N 16 at Youngstown St. L 53 64
 N 20 Towson W 87 76
 N 23 at Canisius W 81 64
 N 27 at Indiana St. L 54 58

D 1 at Army W 56 54
 D 4 at St. Bonaventure L 74 76
 D 8 Niagara W 82 64
 D 11 Green Bay W 78 64
 D 18 Houghton W 79 47
 D 30 #16 BYU L 82 90
 J 3 at Cornell W 78 66
 J 8 Bowling Green* (2OT) L 71 74
 J 13 at Miami (OH)* L 67 70
 J 16 Akron* W 73 70
 J 19 Kent State* W 79 54
 J 22 at Ohio* W 73 68
 J 25 at W. Michigan* W 79 68
 J 29 No. Illinois* W 63 52
 F 3 Toledo* W 81 58
 F 5 at Ball State* L 71 72
 F 8 C. Michigan* W 72 43
 F 12 at E. Michigan* L 65 78
 F 15 Ohio* L 69 76

ESPNU Bracket Buster
 F 19 Milwaukee W 80 65
 F 24 at Kent State* L 69 72
 F 26 at Akron* L 60 69
 M 2 Miami (OH)* W 59 49
 M 5 at Bowling Green* L 63 73
MAC Tournament
 M 8 C. Michigan W 64 50
 M 10 vs. Kent State L 62 73
Collegelsider.com Tournament
 M 14 at Quinnipiac W 75 68
 M 19 at W. Michigan W 49 48
 M 22 at Iona L 63 78

2011-12 (20-11, 12-4)

N 11 St. Peter's W 72 65
 N 16 Cornell W 68 59
 N 19 at Princeton L 53 61
 N 22 Canisius W 94 59
 N 30 at Dayton W 84 55
 D 3 St. Bonaventure L 60 66
 D 7 at Niagara W 82 74
 D 10 Youngstown St. W 80 72
 D 20 at BYU L 78 93
 D 28 at Temple (OT) L 85 87
 J 4 Buffalo State W 111 59
 J 7 Kent State* W 66 65
 J 11 at Ohio* L 52 60
 J 14 at Miami (OH)* L 51 52
 J 18 Akron* W 82 70
 J 21 at Bowling Green* W 68 66
 J 24 East. Michigan* W 65 47
 J 28 at N. Illinois* W 74 59
 F 1 Ball State* W 73 57
 F 4 at Toledo* W 72 65
 F 8 at C. Michigan* W 66 62
 F 11 W. Michigan* W 59 57
 F 14 at Kent State* L 71 76
ESPNU Bracket Buster
 F 18 at S. Dakota St. L 65 86
 F 22 Ohio* L 77 88
 F 25 Miami (OH)* W 84 74
 F 29 at Akron* W 74 70
 M 3 Bowling Green* W 68 64
MAC Tournament
 M 9 Ohio L 74 77
Collegelsider.com Tournament
 M 14 at American W 78 61
 M 17 at Oakland L 76 84

2012-13 (14-20, 7-9)

N 10 Princeton L 53 57
NABC Coaches vs. Cancer Classic
 N 13 at Florida St. L 68 95
 N 15 at Evansville W 56 50
 N 16 vs. Western Ill. L 58 67
 N 17 vs. Yale L 59 63
 N 20 at Canisius L 64 71
 N 24 Mansfield W 76 57
 N 28 Temple L 39 54

2016-17 BUFFALO BULLS BASKETBALL



YEAR-BY-YEAR RECORDS

D 1 at St. Bonaventure L 79 82
 D 5 at Milwaukee W 72 52
 D 8 Niagara W 77 67
 D 21 at Washington St. L 54 65
 D 28 Notre Dame (OH) W 84 64
 J 2 at Tulsa L 57 63
 J 9 at Ohio* L 68 86
 J 12 Miami (OH)* L 57 58
 J 16 Kent State* L 68 80
 J 19 Bowling Green* W 68 65
 J 23 at Ball State* W 66 63
 J 26 at Akron* L 64 68
 J 30 Central Michigan* W 91 73
 F 2 at Western Michigan* L 60 71
 F 6 at Eastern Michigan* L 46 65
 F 9 Northern Illinois* W 59 54
 F 13 Toledo* W 75 60
 F 16 at Miami (OH)* W 79 71
Ramada Worldwide Bracketbuster
 F 23 Manhattan L 64 65
 F 27 at Kent State* (OT) L 81 83
 M 2 Akron* W 81 67
 M 5 Ohio* L 69 72
 M 8 at Bowling Green* L 65 76
MAC Tournament
 M 11 Central Michigan (OT) W 74 72
 M 13 vs. Ball State W 76 61
 M 14 vs. Kent State L 68 70

2013-14 (19-10, 13-5)

N 8 at Texas A&M L 58 82
 N 13 at Niagara L 81 92
 N 16 W. Va. Wesleyan W 80 60
 N 26 Robert Morris W 81 66
 N 30 Delaware St. W 65 55
 D 7 St. Bonaventure W 78 73
 D 11 vs. Canisius L 55 69
 D 21 vs. Manhattan (OT) L 81 83
 D 23 Binghamton W 87 57
 D 29 at Drexel W 55 52
 J 8 Northern Illinois* W 67 46
 J 11 Eastern Michigan* W 76 66
 J 15 at Toledo* L 65 67
 J 18 Kent State* W 71 60
 J 23 at Ball State* L 68 71
 J 25 at Northern Illinois* W 75 67
 J 29 Western Michigan* W 84 63
 F 2 at Bowling Green* L 68 74
 F 5 Ball State* W 69 48
 F 8 at Central Michigan* W 79 70
 F 12 at Miami (OH)* W 75 62
 F 15 Ohio* L 70 73
 F 19 Akron* W 96 90
 F 22 at Kent State* W 78 69
 F 26 at Ohio* W 69 64
 M 1 Miami (OH)* W 78 55
 M 4 at Akron* L 71 83
 M 8 Bowling Green* W 88 65
MAC Tournament
 M 13 vs. Eastern Michigan L 64 69

2014-15 (23-10, 12-6)

N 14 South Dakota St. W 69 67
 N 16 at Kentucky L 52 71
 N 18 at Texas-Arlington W 74 68
 N 24 at Grand Canyon W 80 64
 N 29 at Canisius W 72 57
 D 3 at St. Bonaventure L 63 72
 D 7 at Robert Morris W 74 59
 D 16 Drexel W 80 70
 D 19 Niagara W 88 62
 D 28 at Wisconsin L 56 68
 D 30 Binghamton W 76 50
 J 3 Cornell W 92 73
 J 7 at Miami (OH)* W 79 72
 J 10 at Western Michigan* L 68 78
 J 14 Northern Illinois* W 82 63
 J 17 Miami (OH)* W 77 68

J 21 at Central Michigan* L 73 84
 J 24 at Ohio* L 61 63
 J 27 Western Michigan* W 77 71
 J 30 Kent State* W 88 55
 F 4 at Ball State* W 82 78
 F 7 at Akron* L 72 75
 F 10 Toledo* L 88 92
 F 14 Central Michigan* L 74 75
 F 18 at Eastern Michigan* W 78 63
 F 21 at Bowling Green* W 68 56
 F 24 Akron* W 67 62
 F 28 at Kent State* W 71 65
 M 3 Ohio* W 93 66
 M 6 Bowling Green* W 77 75
MAC Tournament
 M 13 vs. Akron W 68 59
 M 14 vs. Central Michigan W 89 84
NCAA Tournament (Columbus, OH)
 M 20 vs. West Virginia L 62 68

2015-16 (20-15, 10-8)

N 13 Pitt-Bradford W 109 49
 N 16 at Old Dominion L 58 77
 N 18 at St. Joseph's L 87 89
Hall of Fame Tipoff Classic
 N 21 vs. North Carolina A&T W 86 68
 N 22 vs. Vermont W 77 71
 N 28 Canisius (OT) W 98 96
 D 2 St. Bonaventure L 58 60
 D 5 at Duke L 59 82
 D 7 at Iowa St. L 63 84
 D 12 Binghamton W 80 64
 D 19 Montana St. W 80 73
 D 22 at VCU L 69 90
 D 29 Delaware W 99 79
 J 5 Akron* L 71 75
 J 8 at Kent State* W 76 67
 J 12 at Eastern Michigan* L 70 80
 J 16 Central Michigan* W 74 61
 J 19 at Miami (OH)* W 77 60
 J 23 at Western Michigan* L 71 91
 J 26 Ball State* W 76 64
 J 30 at Toledo* W 73 68
 F 2 at Northern Illinois* W 90 78
 F 6 Eastern Michigan* W 80 70
 F 9 Toledo* L 69 71
 F 12 Ohio* L 75 94
 F 16 at Akron* L 70 80
 F 20 Bowling Green* W 88 74
 F 23 Kent State* W 87 70
 F 27 at Ohio* (OT) L 96 103
 M 1 Miami (OH)* L 59 67
 M 4 at Bowling Green* W 87 83
MAC Tournament
 M 10 vs. Miami (OH) W 94 81
 M 11 vs. Ohio W 88 74
 M 12 vs. Akron W 64 61
NCAA Tournament (Providence, RI)
 M 17 vs. Miami (FL) L 72 79

* Denotes conference games
 - 1994-95 to 1998-98
 Mid-Continent Conference
 - 1998-99 to present
 Mid-American Conference



2016-17 BUFFALO BULLS BASKETBALL

SERIES RECORDS

A	Cornell _____ 16-27	Indiana State _____ 2-2	Northern Iowa _____ 0-1	St. Anselm _____ 1-1
Adelphi _____ 4-3	Cortland State _____ 13-7	Indiana (PA) _____ 1-2	Northwestern _____ 0-3	St. Bonaventure _____ 4-7
Akron _____ 26-30	Creighton _____ 0-1	Iona _____ 4-4	Notre Dame (OH) _____ 1-0	St. Francis (NY) _____ 0-2
Albany _____ 20-9		Iowa State _____ 0-2		St. Francis (PA) _____ 2-6
Alcorn State _____ 1-0	D	Ithaca _____ 13-3		St. John Fisher _____ 2-0
Alfred _____ 45-20	Daemen _____ 5-1		O	St. Lawrence _____ 11-16
Alleghany _____ 7-2	Dartmouth _____ 0-2		Oakland _____ 0-1	St. Michael's _____ 0-4
Alliance _____ 1-0	Davis-Elkins _____ 0-1	J	Oberlin _____ 6-5	St. Peter's _____ 3-0
Alumni _____ 2-1	Dayton _____ 1-0	Jackson State _____ 1-0	Oglethorpe _____ 1-0	St. Rose _____ 1-1
American _____ 2-3	Delaware _____ 2-1	Jacksonville _____ 1-3	Ohio _____ 11-30	Staten Island _____ 1-1
American International _____ 1-0	Delaware State _____ 3-2	Jersey City State _____ 2-0	Ohio Northern _____ 2-0	Stetson _____ 0-3
Arkansas State _____ 1-0	DePauw _____ 0-1		Ohio Valley _____ 1-0	Steubenville _____ 1-1
Armstrong State _____ 0-2	Detroit _____ 4-10	K	Ohio Wesleyan _____ 1-2	Stony Brook _____ 6-0
Army _____ 5-4	Detroit Tech. _____ 1-0	Kent State _____ 14-29	Old Dominion _____ 0-3	Susquehanna _____ 1-0
Assumption _____ 3-1	Dickinson _____ 1-0	Kentucky _____ 0-1	Oneonta _____ 1-1	Syracuse _____ 5-27
Atlanta Christian _____ 1-0	District of Columbia _____ 1-1	Kentucky Wesleyan _____ 0-1	Ontario _____ 5-1	
Auburn _____ 0-1	Dowling _____ 0-1	Kutztown _____ 1-0	Oral Roberts _____ 1-1	
	Drexel _____ 3-0		Oswego State _____ 15-7	T
	Duke _____ 0-1			Temple _____ 2-5
	Duquesne _____ 1-4	L		Tennessee _____ 0-2
B		Lafayette _____ 5-6	P	Tennessee-Chattanooga _____ 1-0
Baldwin-Wallace _____ 2-2		Lawrence Tech _____ 1-0	Pace _____ 3-6	Texas A&M _____ 0-1
Ball State _____ 13-14		Lehigh _____ 1-2	Pennsylvania _____ 0-1	Texas-Arlington _____ 1-0
Baltimore _____ 2-0	E	LeMoyné _____ 13-11	Penn State _____ 2-6	Texas-Southern _____ 1-0
Barry _____ 1-0	Eastern Illinois _____ 2-5	Liberty _____ 3-0	Penn State-Behrend _____ 4-2	Thiel _____ 3-0
Bel. Abbey _____ 1-0	East Stroudsburg _____ 1-1	Long Island _____ 3-2	Pepperdine _____ 1-0	Toledo _____ 8-14
Bentley _____ 0-1	Eastern Michigan _____ 13-10	Longwood _____ 0-1	Philadelphia Textile _____ 2-11	Toronto _____ 38-6
Bethany _____ 0-1	Ellwoods _____ 1-0	Loyola Marymount _____ 0-2	Pittsburgh-Bradford _____ 2-3	Towson _____ 2-3
Binghamton _____ 6-1	Elmira _____ 6-2		Pittsburgh-Johnstown _____ 1-0	Troy State _____ 3-4
Boston College _____ 0-4	Elon _____ 2-1	M	Pittsburgh _____ 1-8	Tufts _____ 1-0
Boston University _____ 2-2	Embry-Riddle _____ 1-0	Maine _____ 0-4	Plattsburgh State _____ 2-1	Tulane _____ 1-2
Bowling Green _____ 14-18		Manhattan _____ 2-2	Point Park _____ 1-1	Tulsa _____ 0-2
Brandeis _____ 0-1	F	Manhattanville _____ 1-0	Potsdam State _____ 3-5	
Bridgewater _____ 0-1	Fairfield _____ 0-4	Mansfield _____ 4-4	Princeton _____ 1-2	U
Brigham Young _____ 0-2	Fairleigh Dickinson _____ 2-8	Marietta _____ 0-2	Puerto Rico _____ 1-0	Union _____ 2-4
Brockport State _____ 38-9	Florida Atlantic _____ 0-1	Marist _____ 1-3	Purdue _____ 0-1	
Brooklyn _____ 2-3	Florida International _____ 1-1	Marshall _____ 5-10		V
Brown _____ 1-1	Florida Tech _____ 1-0	Maryland _____ 0-4	Queens _____ 2-0	Valparaiso _____ 2-9
Bucknell _____ 7-0	Florida Southern _____ 0-2	Maryland-Baltimore Co. _____ 0-4	Quinnipiac _____ 1-0	Vermont _____ 1-3
Buffalo Normal _____ 2-0	Florida State _____ 0-1	Massachusetts _____ 0-1		Villanova _____ 1-4
Buffalo State _____ 45-27	Fort Niagara _____ 2-1	McMaster _____ 12-1	R	Virginia Commonwealth _____ 0-5
	Fredonia State _____ 21-4	McMurray _____ 1-0	R.P.I. _____ 10-6	
	Fresno State _____ 2-0	Mechanics _____ 3-0	Randolph Macon _____ 1-0	W
C		Mercy _____ 2-0	Rhode Island _____ 1-1	Wabash _____ 0-2
Cal Poly _____ 0-1	G	Mercyhurst _____ 9-2	Rider _____ 1-3	Wagner _____ 0-2
Cal State Bakersfield _____ 0-1	Gannon _____ 8-16	Merrimack _____ 2-0	Robert Morris _____ 3-0	Wake Forest _____ 0-2
Cal State LA _____ 1-0	Geneseo State _____ 17-4	Mexico _____ 1-0	Roberts Wesleyan _____ 2-0	Walter Reed _____ 0-1
Cal State Northridge _____ 0-2	Geneva _____ 1-1	Miami (FL) _____ 1-3	Rochester _____ 40-34	Washington & Jefferson _____ 2-4
UC Santa Barbara _____ 1-0	Georgetown _____ 1-0	Miami (OH) _____ 16-23	RIT _____ 2-2	Washington State _____ 0-3
Canisius _____ 17-27	Georgia _____ 0-2	Michigan _____ 0-2	Rochester Optics _____ 2-0	Wayne State _____ 8-4
Capital _____ 1-0	Georgia Southern _____ 2-0	Michigan State _____ 0-3	Rutgers _____ 3-3	Wayne University _____ 0-3
Carnegie Tech _____ 5-4	Georgia State _____ 2-0	Mississippi College _____ 2-0		West Virginia _____ 1-2
Case _____ 4-4	Grand Canyon _____ 1-0	Mississippi Valley State _____ 1-0	S	West Virginia Wesleyan _____ 2-1
Catholic _____ 2-3	Great Lakes _____ 0-1	Missouri _____ 0-1	Saginaw Valley State _____ 1-0	Western Illinois _____ 6-6
CCNY _____ 1-1	Grove City _____ 5-2	Missouri-Kansas City _____ 4-4	Saint Joseph's _____ 0-2	Western Michigan _____ 10-13
Central Connecticut State _____ 7-7	Guelph _____ 2-0	Monmouth _____ 0-1	Samford _____ 2-0	Western Ontario _____ 10-3
Central Florida _____ 1-1		Montana State _____ 1-0	Sampson _____ 3-1	Western Reserve _____ 10-3
Central Michigan _____ 16-14	H	Morgan State _____ 1-0	San Francisco State _____ 1-1	Westminster _____ 3-0
Centre _____ 1-0	Hamilton _____ 9-4	Muskingum _____ 1-1	Scranton _____ 1-0	Wichita State _____ 0-2
Chaminade _____ 1-0	Hartford _____ 0-1		Seton Hall _____ 0-1	Wilkes _____ 1-0
Charlotte _____ 0-2	Hartwick _____ 2-9	N	Shepherd _____ 1-2	Williams _____ 4-0
Cheyney State _____ 1-0	Hawaii _____ 1-0	Navy _____ 3-1	Siena _____ 3-7	Windsor _____ 3-1
Chicago State _____ 12-0	Hawaii-Hilo _____ 1-0	Nazareth _____ 0-2	South Carolina State _____ 0-1	Wisconsin _____ 0-1
Cincinnati _____ 0-1	Heidelberg _____ 0-2	New Hampshire _____ 2-1	South Carolina Upstate _____ 1-0	Wisconsin-Green Bay _____ 2-0
Clarion _____ 0-1	Hobart _____ 50-20	Niagara _____ 31-56	South Dakota State _____ 1-1	Wisconsin-Milwaukee _____ 4-0
Clark _____ 0-1	Hofstra _____ 2-3	North Carolina _____ 0-3	South Florida _____ 1-3	Wooster _____ 2-1
Clarkson _____ 17-10	Holy Cross _____ 0-1	North Carolina A&T _____ 1-0	Southampton _____ 1-0	Wright State _____ 0-1
Clemson _____ 0-1	Houghton _____ 0-3	NC Asheville _____ 1-1	Southern Mississippi _____ 0-1	Wyoming _____ 0-1
Cleveland State _____ 2-5	Howard _____ 0-2	NC Greensboro _____ 3-1	SMU _____ 0-1	
Colby _____ 2-1		North Texas _____ 0-1	Southern Utah _____ 2-0	Y
Colgate _____ 16-39	I	Northeastern _____ 0-3	SW Louisiana _____ 0-1	Yale _____ 1-5
Colorado _____ 1-1	Illinois State _____ 1-1	Northeastern Illinois _____ 7-3	Springfield _____ 1-1	York _____ 1-0
Colorado State _____ 1-0	Indiana _____ 0-1	Northern Illinois _____ 18-13		Youngstown State _____ 13-14
Connecticut _____ 1-7				
Coppin State _____ 0-1				

2016-17 BUFFALO BULLS BASKETBALL



CONFERENCE RECORDS

America East

Albany	20-9
Binghamton	6-1
Boston	2-2
Hartford	0-1
Maine	0-4
New Hampshire	1-1
Northeastern	0-3
UMBC	0-4
Vermont	1-3
Total	30-27

Atlantic 10

Dayton	1-0
Duquesne	1-4
Massachusetts	0-1
Rhode Island	1-1
Saint Joseph's	0-2
St. Bonaventure	4-7
Temple	2-5
Virginia Commonwealth	0-5
Total	9-25

Atlantic Coast

Boston College	0-4
Clemson	0-1
Duke	0-1
Florida State	0-1
Maryland	0-4
Miami (FL)	1-3
North Carolina	0-3
Wake Forest	0-2
Total	1-19

Atlantic Sun

Florida Atlantic	0-1
Georgia State	2-0
Jacksonville	1-3
Samford	2-0
Stetson	0-3
Troy State	3-4
USC Upstate	1-0
Total	10-12

Big Sky

Montana St.	1-0
Total	1-0

Big South

Liberty	3-0
UNC Asheville	1-1
Total	3-1

Big Ten

Indiana	0-1
Michigan	0-2
Michigan State	0-3
Northwestern	0-3
Penn State	2-6
Purdue	0-1
Wisconsin	0-1
Total	2-17

Big 12

Colorado	1-1
Iowa State	0-2
Missouri	0-1
West Virginia	1-2
Total	2-6

Big East

Cincinnati	0-1
Connecticut	1-7
Georgetown	1-0
Pittsburgh	1-8
Rutgers	3-3
Seton Hall	0-1
South Florida	1-3
Syracuse	5-27
Villanova	1-4
Total	13-54

Big West

Cal Poly	0-1
Cal State Northridge	0-2
UC Santa Barbara	1-0
Total	1-4

Colonial

Delaware	2-1
Drexel	3-0
Hofstra	2-3
Old Dominion	0-3
Towson	2-3
Total	9-10

Conference USA

Central Florida	1-1
Charlotte	0-2
Marshall	5-10
Southern Mississippi	0-1
Tulane	1-2
Tulsa	0-2
Total	7-17

Great West

Chicago State	12-0
---------------	------

Horizon League

Cleveland State	2-5
Detroit	4-10
Valparaiso	2-9
Wisconsin-Green Bay	2-0
Wisconsin-Milwaukee	5-0
Wright State	0-1
Youngstown State	13-14
Total	28-39

Ivy

Brown	1-1
Cornell	16-27
Dartmouth	0-2
Pennsylvania	0-1
Princeton	1-2
Yale	1-5
Total	19-38

Mid-American

Akron	25-29
Ball State	12-13
Bowling Green	14-17
Central Michigan	15-14
Eastern Michigan	12-10
Kent State	12-29
Miami (OH)	14-23
Northern Illinois	16-13
Ohio	10-30
Toledo	8-13
Western Michigan	9-13
Total	145-222

Mid-Eastern Athletic

Coppin State	0-1
Delaware State	3-2
Howard	0-2
Morgan State	1-0
North Carolina A&T	1-0
South Carolina State	0-1
Total	4-7

Metro Atlantic Athletic

Canisius	17-27
Fairfield	0-4
Iona	4-4
Manhattan	2-2
Marist	1-3
Niagara	31-56
Rider	1-3
Siena	4-6
St. Peter's	3-0
Total	63-103

Missouri Valley

Creighton	0-1
Evansville	3-2
Illinois State	1-1
Indiana State	2-2
Northern Iowa	0-1
Wichita State	0-2
Total	6-9

Mountain West

Colorado State	1-0
Wyoming	0-1
Total	1-1

Northeast

Central Connecticut State	7-6
Fairleigh Dickinson	2-8
Long Island	3-2
Monmouth	0-1
Quinnipiac	1-0
Robert Morris	3-0
St. Francis (NY)	0-2
St. Francis (PA)	2-6
Wagner	0-2
Total	18-31

Ohio Valley

Eastern Illinois	2-5
Total	2-5

Pac-12

Washington State	0-3
Total	0-3

Patriot

American	2-3
Army	5-4
Bucknell	7-0
Colgate	16-39
Holy Cross	0-1
Lafayette	5-6
Lehigh	1-2
Navy	3-1
Total	39-56

Southeastern

Auburn	0-1
Georgia	0-2

Kentucky	0-1
Tennessee	0-2
Texas A&M	0-1
Total	0-7

Southern

Elon	2-1
Georgia Southern	2-0
UNC-Greensboro	3-1
Total	7-2

Southwestern Athletic

Alcorn State	1-0
Jackson State	1-0
Mississippi Valley State	1-0
Texas Southern	1-0
Total	4-0

Summit League

UMKC	4-4
Oakland	0-1
Oral Roberts	1-1
South Dakota State	1-1
Southern Utah	2-0
Western Illinois	6-6
Total	13-13

Sun Belt

Arkansas State	1-0
Florida International	1-1
North Texas	0-1
SW Louisiana	0-1
Texas-Arlington	1-0
Total	3-3

Western Athletic

Fresno State	2-0
Grand Canyon	1-0
Hawaii	1-0
SMU	0-1
Total	4-1

West Coast

Brigham Young	0-2
Loyola Marymount	0-2
Pepperdine	1-0
Total	1-4

Non-Division I

Division II	92-99
Division III	427-240
NAIA	11-6
Other*	121-38

* - Includes Canadian Universities and colleges who no longer have athletics or are no longer associated with the NCAA.



2016-17 BUFFALO BULLS BASKETBALL

ALL-TIME ROSTER



Jason Bird



Louis Campbell



Gary Domzalski



Greg Gamble



Daniel Gilbert



Robert Harris

A	Richard Aaron _____ 56-56	David Acree _____ 79-81	Brian Addison _____ 07-08	Nikolai Alexeev _____ 97-00	Zaid Alkhas _____ 97-98	Joseph Alper _____ 45-47	Eric Altstadter _____ 78-81	Jawaan Alston _____ 07-11	Nichols Amigone _____ 39-40	Carl Anderson _____ 35-36	Edwin Anderson _____ 54-55	Jamie Anderson _____ 94-96	Brian Andre _____ 03-05	William Annable _____ 50-51, 54-56	Jack Anthony _____ 52-53	Andrew Atman _____ 03-08	George Austin _____ 45-46																						
B	Joe Babinski _____ 54-55	Jeffery Baker _____ 74-75	Harold Baldauf _____ 37-38	David Baldwin _____ 62-63	Carman Ball _____ 35-36	Henry Banas _____ 46-47	Todd Banaszak _____ 87-88	Myron Banks _____ 93-95	G. Bannerman _____ 62-63	Rich Barbera _____ 67-68	Dave Barnett _____ 08-12	Bill Barth _____ 63-66	Bill Barto _____ 63-65	Norb Baschnagel _____ 62-65	Ron Bator _____ 66-67	Samuel Battaglia _____ 59-60	Turner Battle _____ 01-05	Ken Bazinet _____ 65-67	Dan Bazzani _____ 62-65	Lamonte Bearden _____ 14-16	Carman Bell _____ 35-36	Dave Bell _____ 85-86	William Bender _____ 39-40	Ernie Benoit _____ 53-55	Stanley Benton _____ 80-81	Mike Benzow _____ 82-83	Erik Berg _____ 83-84, 87-88	Doug Bernard _____ 65-68	Calvin Betts _____ 06-10	Wayne Betts _____ 67-68	Jim Bevilacqua _____ 63-66	William Bilowus _____ 61-65							
C	Calvin Cage _____ 02-06	Gabe Cagwin _____ 00-02	Louis Campbell _____ 98-02	Will Campbell _____ 98-99	Charles Carlson _____ 35-38	John Cavanaugh _____ 65-67	Ryan Chaffe _____ 99-00	Jack Chalmers _____ 48-51	Devon Chambers _____ 92-93	Adam Chmielowski _____ 40-41	Art Cholewiniski _____ 55-57	George Cleary _____ 80-83	Paul Cleary _____ 37-38	Matt Clemens _____ 95-98	David Clement _____ 40-41	Mike Clifford _____ 09-11	Herman Cohen _____ 37-41	Giulio Colangelo _____ 85-87	Carl Cole _____ 52-53	Eddie Coleman _____ 83-84	Rick Coleman _____ 87-91	Chrill Conlon _____ 75-78																	
D	Vince Brown _____ 83-85	Richard Browning _____ 35-36	Gregory Bruce _____ 71-72	Rodney Bruton _____ 84-86	Gordon Bukaty _____ 69-70	Arthur Burke _____ 45-47	Tom Burrows _____ 86-87	Melroy Butler _____ 81-82	Richard Browning _____ 35-36	Gregory Bruce _____ 71-72	Charles Daniels _____ 54-57	Marshal Davis _____ 45-46	Tom Davis _____ 89-92	Donald Dell _____ 52-54	Allan Delman _____ 70-73	Elmer DePalma _____ 39-40	Vincent DePalma _____ 35-38	Llyod DeVaux _____ 76-78	Mory Diane _____ 14-15	Robert Dickinson _____ 72-75	Sheldon Dickstein _____ 52-53	Zac DiSalvo _____ 15-16	Gary Domzalski _____ 72-76	Richard Dompkowski _____ 57-60	Richard Down _____ 39-43	Cameron Downing _____ 10-12	Ronald Downs _____ 80-83	Richard DuBois _____ 58-59											
E	Robert Earl _____ 83-85	Ed Eberle _____ 66-69	Anthony Ebner _____ 69-71	Stephen Ebsary _____ 39-41	Robert Ehenerich _____ 41-42	Jamie Eichel _____ 86-87	Robert Eldridge _____ 46-49	Jack Elliott _____ 92-93	Stanley Ells _____ 35-38																														
F	Henry Elwood _____ 46-47	Vince Emmerson _____ 89-90	Karl Englert _____ 53-56	Joe Etopio _____ 85-87	Joseph Evans _____ 71-72	Shannon Evans _____ 13-15	Torgeir Fadum _____ 45-46	Dominic Falsetti _____ 51-54	Jim Faturous _____ 1963-64	Paul Fauth _____ 40-41	Vadim Fedotov _____ 05-08	Gerald Filipiski _____ 59-62	Zach Filzen _____ 09-12	John Fitzpatrick _____ 79-83	Mike Florczak _____ 82-86	Raymond Foels _____ 50-51	David Foreness _____ 59-60	Xavier Ford _____ 11-15	John Forys _____ 71-72	Damien Foster _____ 99-01	Joe Foster _____ 67-68	Roy Fowler _____ 54-57	Rick Fox _____ 99-00	Steve Fox _____ 83-85	Elmer Frank _____ 39-43	Greg Franklin _____ 83-85	David Frantagelo _____ 64-65	Bobby Frasco _____ 14-15	Robert Fraser _____ 37-39	Andy Fraunhofer _____ 61-62	Kevin Fredrick _____ 87-89	Joshua Freelove _____ 13-14	Marshal Freeman _____ 95-96	Mike Freeman _____ 78-80	James Freeney _____ 68-70	Warren Freiberg _____ 35-38	John Fuerch _____ 68-69	Robert Fuller _____ 39-40	William Fulton _____ 60-61
G	Robert Gaines _____ 45-46	Greg Gamble _____ 05-08	Robert Gantt _____ 39-40	Donald Gardiner _____	Arthur Garfinkel _____ 75-77	Dave Genaway _____ 89-93	Francis Gerbasi _____ 37-39	Ed Gicewicz _____ 49-52	Tom Gill _____ 62-65																														
H	Tati Hadavi _____ 94-97	Lars Hafner _____ 81-83	Darryl Hall _____ 87-88	Wallace Hall _____ 04-05	Blake Hamilton _____ 15-	Nathan Hamm _____ 37-38	Vince Hander _____ 83-84	Gary Hanley _____ 61-64	Ralph Harbeck _____ 49-51	Robert Harling _____ 58-59	Edwin Harnish _____ 35-36	Derwin Harris _____ 80-84	Robert Harris _____ 95-98	Richard Harvey _____ 61-64	Umar Hasan _____ 92-93	James Hastas _____ 50-51	Alvin Heller _____ 36-39	Derek Henderson _____ 94-95	Karon Henderson _____ 80-82	Douglas Henry _____ 45-46	George Henry _____ 66-67	Marvin Herb _____ 56-58	William Hess _____ 45-46	Gerold Hesson _____ 57-58	Richard Hetzfel _____ 63-65	Eugene Hiller _____ 36-37	Jacob Hoechst _____ 46-47	Robert Hochmuth _____ 45-46											
I	Yassin Idbihi _____ 03-07	Erhan Igdemir _____	Carl Impellitier _____ 40-43	Waid Ingham _____ 49-50	Alfred Jackson _____ 40-41	Cordell Jackson _____ 78-80	Wayne James _____ 84-86	James Jaeger _____ 45-46	John Jekielek _____ 66-68	George Jennings _____ 39-40	Harry Jenkins _____ 38-39	Adam Johnson _____ 00-01	Edwin Johnson _____ 76-78	Fred Johnson _____ 55-57	Lou Johnson _____ 91-95	Marvin Johnson _____	Nate Johnson _____ 96-99	Otha Johnson _____ 88-89	Raheem Johnson _____ 14-	James Johnson _____ 40-41	Howard Joht _____ 49-52	Chandon Jones _____ 96-97	Ed Jones _____ 87-89	Ken Jones _____ 77-82	Larry Jones _____ 74-77	Lee Jones _____ 83-84	Malcom Jones _____ 82-83	Michael Jones _____ 73-77	Norm Jones _____ 77-81	Phil Jones _____ 01-02	Jake Jordan _____ 82-84	Mario Jordan _____ 02-06	Norman Joseph _____ 41-42	Paul Jung _____	Kurt Jute _____ 86-90				
J	Alfred Jackson _____ 40-41	Cordell Jackson _____ 78-80	Wayne James _____ 84-86	James Jaeger _____ 45-46	John Jekielek _____ 66-68	George Jennings _____ 39-40	Harry Jenkins _____ 38-39	Adam Johnson _____ 00-01	Edwin Johnson _____ 76-78	Fred Johnson _____ 55-57	Lou Johnson _____ 91-95	Marvin Johnson _____	Nate Johnson _____ 96-99	Otha Johnson _____ 88-89	Raheem Johnson _____ 14-	James Johnson _____ 40-41	Howard Joht _____ 49-52	Chandon Jones _____ 96-97	Ed Jones _____ 87-89	Ken Jones _____ 77-82	Larry Jones _____ 74-77	Lee Jones _____ 83-84	Malcom Jones _____ 82-83	Michael Jones _____ 73-77	Norm Jones _____ 77-81	Phil Jones _____ 01-02	Jake Jordan _____ 82-84	Mario Jordan _____ 02-06	Norman Joseph _____ 41-42	Paul Jung _____	Kurt Jute _____ 86-90								
K	David Kadiri _____ 15-	Sam Kantrowitz _____ 50-51	Jack Karaszewski _____ 62-65	Joseph Kemp _____ 45-46	Harlod Keefe _____ 36-37																																		

2016-17 BUFFALO BULLS BASKETBALL



ALL-TIME ROSTER



Davis Lawrence




Jarod Oldham



Will Regan



Titus Robinson



Bob Vartanian



Tony Watson II

Brian Keenen _____ 99-00	Chris Mathews _ 83-84, 86-87	Michael Niles _____ 83-84	Richard Riley _____ 51-53	Vince Small _____ 77-78	Chris Walker _____ 87-88
Edwin Keller _____ 45-46	George Matthews _____ 40-43	Joseph Norman _____ 41-42	James Ringler _____ 64-65	Ikenna Smart _____ 14-	Harold Walker _____ 79-81
Alltn Kimball _____	Jim Marks __ 81-83, 85-86	Dennis Norton _____ 58-60	Andy Robinson _____ 05-08	Sean Smiley _____ 05-10	James Walker _____ 58-61
Paul Kinkel _____ 50-53	Mike Martinho _____ 94-98	Bob Nowak _____ 67-69	Jason Robinson _____ 00-01	Bill Smith _____ 86-90	James Walker _____ 84-86
Robert Kirchberger_ 57-59	Mike Matthews _____ 84-85	Auraum Nuiriankh _ 10-14	Kelvin Robinson _____ 93-95	Clement Smith _____ 99-03	Larry Walton _____ 79-80
Harold Kirshenbaum 35-36	Dawone Maxwell _____ 90-91	O	Sam Robinson _____ 75-77	Dick Smith _____ 63-66	Michael Washington 86-89
Jon Kleidon _____ 97-00	Jim May _____ 81-83	Donald Oetinger _____ 46-47	Titus Robinson _____ 08-12	Parnell Smith _____ 03-07	Riley Washington _ 77-79
Philip Knapp _____ 69-71	Javon McCrea _____ 10-14	Richard O'keeke _____ 45-46	Chris Roets _____ 92-93	Robert Smith _____ 95-96	Vernell Washington 75-78
Roger Kobee _____ 58-59	Rodney McDaniel _ 77-79	Jarod Oldham _____ 10-14	Angelo Romeo _____ 39-41	Tony Smith _____ 78-80	Tony Watson II _____ 09-12
Albert Konikoff _____ 40-41	William McEvoy _____ 59-62	Nick O'Neil _____ 86-87	James Rooney _____ 50-53	Philip Smolinski _____ 52-53	Mitchell Watt _____ 08-12
Theodore Kotelec _____	John McGonegal _ 83-84	Barnard Onyenucheya_ 04-07	Alvin Rosen _____ 46-47	Eric Spence _____ 75-77	Steve Waxman _____ 68-70
Milton Krammer _____ 46-48	Mark McGuire _____ 80-83	Ray Osterhoudt _____ 36-37	Warren Rosing _____ 35-36	William Stark _____ 70-73	Leonard Weiss _____ 45-46
James Krawczyk _____ 60-62	Mike McKie _____ 99-00	Robert Owen _____ 36-37	Raymond Rosinski _ 58-61	Louis Stevens _____ 46-50	Rick Wells _____ 67-68
Roger Kremblas _____ 68-71	Douglas McLarty _ 47-48	P	Greg Ross _____ 82-83	John Stofa _____ 61-62	Armand Weser _____ 50-51
Harold Kuhn _____ 49-52	Kevin McMillan _____ 78-81	Eugene Palazzo _____ 57-58	Eric Rosser _____ 91-93	Seymore Streisfeld _ 42-43	Charles Weston _____ 52-53
Bernard Kurowski _____ 56-59	Scott McMillin _____ 96-98	Kenneth Parr _____ 58-61	Tony Roston _____ 77-79	Barry Sullivan _____ 83-84	Adam Wheeler _____ 88-89
Daniel Kwiatek _____ 52-55	Andre McPhail _____ 12-13	Tom Parsons _____ 79-81	William Ruddick _ 42-43, 46-48	Derek Summers _____ 84-87	Bernard Wheeler _____ 95-97
L	George Mendenhall 77-79	Ken Pawlak _____ 83-86	Ronald Ruhlman _____ 37-39	Kit Swenby _____ 93-97	Rodell Wigginton _ 14-16
Gregory Laker _____ 71-73	Edward Melzer _____ 41-42	Cecil Pearl _____ 36-37	Joe Rutowski _____ 66-68	Kevin Swoffer _____ 00-02	Lawrence Willbur _ 69-71
Adekambi Laleye _ 06-10	Rob Middlebrooks _ 88-92	Joe Peeler _____ 67-68	S	Leonard Tangishaka 95-97	Bob Williams _____ 67-70
Wesley Lamb _____ 94-95	Roderick Middleton _ 02-06	Bobby Pellmam _ 76-77	Mark Sacha _____ 78-79	Earl Thiele _____ 59-62	Darcel Williams _____ 01-02
Kurt Lange _____ 53-56	Anthony Miller _____ 86-87	Sam Pellom _____ 74-78	Len Saltman _____ 53-56	Robert Thomas _____ 65-66	Donnell Williams _____
Neil Langelier _____ 69-72	Benjamin Miller _____ 41-42	Nick Perkins _____ 15-	Gene Salzer _____ 41-42	Raphell Thomas-Edwards 11-12	Duane Williams _____ 01-02
Eric Lasch _____ 78-79	J.H. Miller _____ 46-47	Ryan Peterson _____ 97-99	Sal Sapia _____ 40-43	Christian Thompson 91-93	James Williams _____ 65-66
Tracy LaTona _____ 49-51	Lawrence Miller _ 46-50	Lowell Petties _____ 54-55	Robert Scamurra 51-54	Don Thompson _____ 62-64	Randy Williams _____ 78-81
Harold Latour _____ 84-86	Marlon Mills _____ 90-91	Rodney Pierce _____ 07-10	Edward Schano _____ 40-41	Rob Thompson _____	Woodrow Williams _ 94-95
Davis Lawrence _____ 99-03	Martin Misiek _____	John Pieri _____ 66-68	Richard Schaper _____ 58-60	Bernie Thorn _____ 49-52	Garnet Wilson _____ 91-94
Clayton Lee _____ 97-98	Sinan Misirili _____ 84-85	Christian Pino _____ 14-	Jack Scherrer _____ 67-70	Richard Tolsma _____ 50-51	Ron Willson _____
Kevin Lee _____ 88-90	Paul Missana _____ 45-46	Andrew Podlucky _ 52-53	Ronald Schlenker _ 57-58	Joseph Tolsma _____ 56-59	Malik Winn _____ 98-99
Fred Leggin _____ 89-91	Dana Mitchel _____ 76-77	Harvey Poe _____ 63-66	Christian Schmidt _ 05-08	Morley Townsend _____ 35-39	Gregory Witherspoon_ 74-75
Burton LeMaster _____ 41-42	Tyler Mofte _____ 15-16	Kenneth Pope _____ 72-74	Henry Scholles _ 42-43, 46-47	Peter Treyz _____ 52-53	Robert Wolf _____ 36-37
Timothy Lennon _____ 70-71	Darnell Montgomery _ 74-75	Lowell Potties _____	Dean Schott _____ 89-92	James Tribble _____ 71-73	Mark Wyncoop _____ 83-84
Matt Leone _____ 89-91	James Montgomery 46-47	Edward Purser _____ 56-58	Milton Schulman _ 38-39	Richie Trowers _____ 92-93	Y
Torrance LeSure _____ 90-91	Ron Montgomery _____ 86-87	Q	Donald Scott _____ 75-77	Mike Tucker _____ 84-86	Darwin Young _____ 03-07
Dave Levitt _____ 52-56	Eric Moore _____ 05-07	Dave Quick _____ 78-79	Richard Schulefand 46-47	Frank Tuzzolino _____ 35-38	Rasaun Young _____ 93-98
Howard Lewis _____ 56-59	Brian Mosher _____ 46-48	R	Harlow Seaton _____ 36-39	U	Z
Maliso Liboni _____ 97-01	Mike Moseley _____ 77-78	Nikola Rakicevic _____ 15-	Richie Sebuharara _ 11-12	Roger Urban _____ 53-55	Oliver Zittel _ 37-38, 40-41
Brace Lowe _____ 87-89	Justin Moss _____ 13-15	Corey Raley-Ross _ 10-14	Chris Sekora _____ 89-90	V	
Vuu Lu _____ 97-98	Deyshonne Much _ 13-14	James Randall _____ 73-74	Alex Sepi _____ 84-86	Jeff Vahue _____	
Robert Lund _____ 56-57	Byron Mulkey _____ 06-11	Kenny Rankin _____ 92-93	Leonard Serfustini _ 46-49	Robert Vartanian _ 71-73	
M	James Murphy _____ 35-36	Eric Rasmussen _____ 69-72	Edward Shano _____	Alexei Vasiliev _____ 99-00	
Mike Machado _____ 68-69	Henry Muszynski _ 42-43, 45-47	Will Regan _____ 12-15	James Sharp _____ 45-46	John Vaughan _____ 67-70	
Arthur Mack _____ 80-81	Edwin Muto _____ 48-50	Jack Reid _____ 48-51	Jim Shea _____ 66-68	Joe Veal _____ 00-03	
Richard MacLaughlin _ 57-58	Robert Myszewski _ 59-61	Sanford Reisman _____ 40-41	Reggie Sheffy _____	W	
Paul Mallon _____ 58-61	N	Chris Rhodes _____ 82-83	Dave Sherman _____ 78-79	Jason Walcott _____ 00-03	
Dale Manchester _____ 38-39	Frank Nappo _____ 47-49	Gerald Richardson _ 99-00	Nicholas Shosho _____ 59-62	John Waldo _____ 40-41	
Rick Mann _____ 65-66	William Needham _ 47-50	Jack Ridler _____ 37-41	Michael Sinclair _____ 99-00	Artie Walker _____ 65-67	
R. Manno _____ 62-63	Steve Nelson _____ 68-70	Scott Rigot _____ 83-85	Steve Sklar _____ 53-57	B.J. Walker _____ 02-04	
CJ Massinbrug _____ 15-	Mike Nemeroff _____ 81-82		Jarryn Skeete _____ 12-16		
Al Massotti _____ 56-59	James Newton _____ 61-62		James Slayton _____ 73-75		
Richard Matanle _____ 70-72	James Nickerson _ 36-37		Eugene Small _____ 38-39		
	Norman Nickerson _ 37-39				



2016-17 BUFFALO BULLS BASKETBALL

ALL-CONFERENCE HONORS



Mid-American Conference 1998-Present

2015-16	Lamonte Bearden _____ Third Team	Rodney Pierce _____ First Team
	Blake Hamilton _____ Third Team	Greg Gamble _____ Honorable Mention
	CJ Massinburg _____ All-Freshman	Vadim Fedotov _____ Academic
	Willie Conner _____ All-Defensive, MAC Tourney MVP	
2014-15	Justin Moss _____ Player of the Year, First Team	Andy Robinson _____ Honorable Mention
	Shannon Evans _____ Second Team, Academic	
	Lamonte Bearden _____ All-Freshman	2006-07
	Will Regan _____ Academic	Yassin Idbihi _____ Honorable Mention
	Xavier Ford _____ MAC Tournament MVP	2005-06
2013-14	Javon McCrea _____ Player of the Year, First Team	Calvin Cage _____ Second Team
	Joshua FreeLove _____ Honorable Mention	Yassin Idbihi _____ Honorable Mention
	Shannon Evans _____ All-Freshman	2004-05
	Will Regan _____ Academic	Turner Battle _____ Player of the Year
2012-13	Javon McCrea _____ First Team	First Team, Academic
	Jarryn Skeete _____ All-Freshman	AP All-America Honorable Mention
	Will Regan _____ Academic	Mark Bortz _____ Sixth Man of the Year
2011-12	Mitchell Watt _____ Player of the Year, First Team,	Honorable Mention, Academic
	AP All-America Honorable Mention	2003-04
	Javon McCrea _____ First Team	Turner Battle _____ Second Team, Academic
	Tony Watson II _____ Academic	Mark Bortz _____ Academic
2010-11	Byron Mulkey _____ Second Team, Academic	Yassin Idbihi _____ All-Freshman
	Zach Filzen _____ Honorable Mention	Reggie Witherspoon _____ Coach of the Year
	Javon McCrea _____ Freshman of the Year,	2002-03
	Honorable Mention	Turner Battle _____ Honorable Mention
2009-10	Rodney Pierce _____ First Team	Academic
	Calvin Betts _____ Honorable Mention	2001-02
	John Boyer _____ Academic	Turner Battle _____ All-Freshman
		Darcel Williams _____ Honorable Mention



Mid Continent Conference 1994-98

1997-98	Mike Martinho _____ First Team
	Rasaun Young _____ First Team
1996-97	Mike Martinho _____ First Team
	Rasaun Young _____ First Team
1995-96	Mike Martinho _____ Second Team
	Robert Harris _____ All-Newcomer
	Bernard Wheeler _____ All-Newcomer
1994-95	Rasaun Young _____ First Team
	Modie Cox _____ Second Team
	Mike Martinho _____ All-Newcomer



Turner Battle



Mitchell Watt



Javon McCrea



Justin Moss




Rasaun Young



Mike Martinho



Robert Harris



Modie Cox

2016-17 BUFFALO BULLS BASKETBALL



YEAR-BY-YEAR RECORDS

Year	Overall		Conference		Home		Road		Neutral		Coach
	W	L	W	L	W	L	W	L	W	L	
1915-16	7	4	-	-	4	1	3	3	0	0	Arthur L. Powell
1916-17	6	8	-	-	5	3	1	5	0	0	Arthur L. Powell
1917-18	6	2	-	-	5	2	1	0	0	0	Arthur L. Powell
1918-19	8	5	-	-	7	3	1	2	0	0	Arthur L. Powell
1919-20	9	1	-	-	8	1	1	0	0	0	Arthur L. Powell
1920-21	12	6	-	-	10	1	2	5	0	0	Arthur L. Powell
1921-22	5	7	-	-	4	6	1	1	0	0	Arthur L. Powell
1922-23	7	5	-	-	6	1	1	4	0	0	Arthur L. Powell
1923-24	7	6	-	-	7	3	0	3	0	0	Arthur L. Powell
1924-25	7	6	-	-	4	5	3	1	0	0	Arthur L. Powell
1925-26	11	6	-	-	9	2	2	4	0	0	Arthur L. Powell
1926-27	11	4	-	-	9	2	2	2	0	0	Arthur L. Powell
1927-28	8	8	-	-	6	4	2	4	0	0	Arthur L. Powell
1928-29	7	11	-	-	5	7	2	4	0	0	Arthur L. Powell
1929-30	15	1	-	-	11	0	4	1	0	0	Arthur L. Powell
1930-31	15	0	-	-	10	0	5	0	0	0	Arthur L. Powell
1931-32	15	4	-	-	11	3	4	1	0	0	Arthur L. Powell
1932-33	10	9	-	-	7	5	3	4	0	0	Arthur L. Powell
1933-34	5	10	-	-	3	6	2	4	0	0	Arthur L. Powell
1934-35	3	9	-	-	3	5	0	4	0	0	Arthur L. Powell
1935-36	0	13	-	-	0	9	0	4	0	0	Arthur L. Powell
1936-37	4	10	-	-	4	6	0	4	0	0	Arthur L. Powell
1937-38	4	9	-	-	3	7	1	2	0	0	Arthur L. Powell
1938-39	2	12	-	-	2	8	0	4	0	0	Arthur L. Powell
1939-40	1	10	-	-	1	7	0	3	0	0	Arthur L. Powell
1940-41	4	9	-	-	3	4	1	5	0	0	Arthur L. Powell
1941-42	2	8	-	-	2	3	0	5	0	0	Arthur L. Powell
1942-43	7	6	-	-	5	6	2	0	0	0	Arthur L. Powell
1945-46	5	10	-	-	4	4	1	6	0	0	Robert Harrington
1946-47	12	5	-	-	9	2	3	4	0	0	Malcolm S. Eiken
1947-48	13	8	-	-	9	4	4	4	0	0	Malcolm S. Eiken
1948-49	11	9	-	-	9	3	2	6	0	0	Malcolm S. Eiken
1949-50	15	10	-	-	9	6	6	4	0	0	Malcolm S. Eiken
1950-51	13	8	-	-	10	6	3	2	0	0	Malcolm S. Eiken
1951-52	18	6	-	-	13	4	5	2	0	0	Malcolm S. Eiken
1952-53	10	9	-	-	8	5	2	4	0	0	Malcolm S. Eiken
1953-54	15	8	-	-	12	5	3	3	0	0	Malcolm S. Eiken
1954-55	16	6	-	-	11	4	5	2	0	0	Malcolm S. Eiken
1955-56	17	3	-	-	10	2	7	1	0	0	Malcolm S. Eiken
1956-57	18	7	-	-	10	0	6	6	2	1	Len T. Serfustini
1957-58	17	5	-	-	9	2	7	2	1	1	Len T. Serfustini
1958-59	16	7	-	-	8	1	5	5	3	1	Len T. Serfustini
1959-60	15	6	-	-	10	2	3	3	2	1	Len T. Serfustini
1960-61	18	5	-	-	13	0	4	3	1	2	Len T. Serfustini
1961-62	14	7	-	-	9	5	5	2	0	0	Len T. Serfustini
1962-63	16	7	-	-	13	1	3	4	0	2	Len T. Serfustini
1963-64	14	8	-	-	9	4	5	4	0	0	Len T. Serfustini
1964-65	19	3	-	-	14	2	4	0	1	1	Len T. Serfustini
1965-66	14	8	-	-	7	5	7	3	0	0	Len T. Serfustini
1966-67	9	11	-	-	7	7	2	4	0	0	Len T. Serfustini
1967-68	11	10	-	-	9	4	2	6	0	0	Len T. Serfustini
1968-69	12	9	-	-	10	4	2	5	0	0	Len T. Serfustini
1969-70	11	11	-	-	8	4	3	7	0	0	Len T. Serfustini



2016-17 BUFFALO BULLS BASKETBALL

YEAR-BY-YEAR RECORDS

Year	Overall		Conference		Home		Road		Neutral		Coach
	W	L	W	L	W	L	W	L	W	L	
1970-71	9	13	-	-	8	5	1	8	0	0	Edwin D. Muto
1971-72	12	12	-	-	6	4	6	8	0	0	Edwin D. Muto
1972-73	16	8	-	-	13	3	3	5	0	0	Edwin D. Muto
1973-74	5	20	-	-	3	11	2	9	0	0	Leo Richardson
1974-75	8	17	-	-	4	7	4	10	0	0	Leo Richardson
1975-76	10	16	-	-	9	5	1	11	0	0	Leo Richardson
1976-77	5	21	-	-	2	8	3	13	0	0	Leo Richardson
1977-78	6	18	-	-	4	8	2	9	0	1	Leo Richardson
SUNY Athletic Conference											
1978-79	7	18	7	4	5	5	2	12	0	1	V. William Hughes
1979-80	17	10	10	0	12	2	4	7	1	1	V. William Hughes
1980-81	12	15	7	1	6	7	4	7	2	1	V. William Hughes
1981-82	13	17	8	3	5	3	3	11	5	3	V. William Hughes
1982-83	12	15	6	4	9	3	3	8	0	4	Kenneth Pope
1983-84	14	13	5	5	7	5	4	7	3	1	Daniel J. Bazzani
1984-85	5	19	5	5	3	9	2	9	0	1	Daniel J. Bazzani
1985-86	14	11	5	5	8	3	4	8	2	0	Daniel J. Bazzani
1986-87	15	10	5	5	8	4	6	6	1	0	Daniel J. Bazzani
1987-88	14	13	6	6	6	5	6	7	2	1	Daniel J. Bazzani
Mid-east Conference											
1988-89	16	14	4	8	8	3	4	11	4	0	Daniel J. Bazzani
1989-90	14	13	4	8	9	3	5	8	0	2	Daniel J. Bazzani
1990-91	13	14	4	6	9	3	3	10	1	1	Daniel J. Bazzani
Division I											
East Coast Conference											
1991-92	2	26	0	12	1	8	1	15	0	3	Daniel J. Bazzani
1992-93	5	22	-	-	3	10	2	12	0	0	Daniel J. Bazzani
1993-94	10	18	3	2	4	6	3	11	3	1	Tim Cohane
Mid-Continent Conference											
1994-95	18	10	12	6	9	1	7	8	2	1	Tim Cohane
1995-96	13	14	10	8	8	4	4	8	1	2	Tim Cohane
1996-97	17	11	11	5	9	1	4	7	4	3	Tim Cohane
1997-98	15	13	9	7	9	3	4	9	2	1	Tim Cohane
Mid-American Conference											
1998-99	5	24	1	17	2	9	3	13	0	2	Tim Cohane
1999-00	5	23	3	15	4	9	1	13	0	1	Cohane (2-3)/Witherspoon
2000-01	4	24	2	16	3	10	0	13	1	1	Reggie Witherspoon
2001-02	12	18	7	11	7	5	4	11	1	2	Reggie Witherspoon
2002-03	5	23	2	16	5	8	0	15	0	0	Reggie Witherspoon
2003-04	17	12	11	7	9	5	8	6	0	1	Reggie Witherspoon
2004-05	23	10	11	7	13	2	8	7	2	1	Reggie Witherspoon
2005-06	19	13	8	10	12	3	5	9	2	1	Reggie Witherspoon
2006-07	12	19	4	12	8	7	2	11	2	1	Reggie Witherspoon
2007-08	10	20	3	13	7	6	1	12	2	2	Reggie Witherspoon
2008-09	21	12	11	5	9	4	7	7	5	1	Reggie Witherspoon
2009-10	18	12	9	7	9	4	8	6	1	2	Reggie Witherspoon
2010-11	20	14	8	8	13	3	7	10	0	1	Reggie Witherspoon
2011-12	20	11	12	4	12	2	8	8	0	1	Reggie Witherspoon
2012-13	14	20	7	9	9	6	4	10	1	4	Reggie Witherspoon
2013-14	19	10	13	5	13	2	6	6	0	2	Bobby Hurley
2014-15	23	10	12	6	11	2	10	7	2	1	Bobby Hurley
2015-16	20	15	11	7	10	5	5	9	5	1	Nate Oats
Totals	1,131	1,086	255	276	737	427	327	598	67	60	

2016-17 BUFFALO BULLS BASKETBALL



YEAR-BY-YEAR STATS

Year	G	FG-FGA	Pct.	3FG-3FGA	Pct.	FT-FTA	Pct.	Rebounds				St	Pts	Avg.		
								Off-Def	Total	Avg.	A				TO	B
1967-68	21	583-1412	.413	-	-	404-605	.668	-	1027	48.9	-	-	16	-	1570	74.7
1968-69	21	608-1379	.441	-	-	329-482	.682	-	996	47.4	-	-	-	-	1545	73.6
1969-70	22	699-1668	.419	-	-	348-529	.658	-	1143	52.0	319	-	-	-	1746	79.4
1970-71	22	675-1522	.443	-	-	347-546	.635	-	1151	52.3	368	-	-	-	1697	77.1
1971-72	24	780-1705	.457	-	-	379-636	.596	-	1241	51.7	434	-	-	-	1939	80.8
1972-73	24	820-1837	.446	-	-	226-358	.631	-	1228	51.2	476	-	-	-	1866	77.8
1973-74	25	844-2041	.413	-	-	266-387	.687	-	1227	49.1	612	403	159	231	1954	78.2
1974-75	25	781-1859	.420	-	-	279-440	.634	-	1282	51.3	546	493	181	286	1841	73.6
1975-76	26	860-1957	.439	-	-	319-489	.652	-	1340	51.5	535	-	305	273	2039	78.4
1976-77	26	824-1880	.438	-	-	363-573	.633	-	1159	44.6	314	519	135	197	2011	77.3
1977-78	24	756-1732	.437	-	-	298-454	.634	-	1008	42.0	351	-	106	179	1810	75.4
1978-79	25	576-1285	.448	-	-	195-327	.596	-	829	33.1	250	500	-	148	1347	53.9
1979-80	27	739-1516	.487	-	-	319-476	.670	-	1016	37.6	352	498	115	208	1797	66.6
1980-81	27	685-1449	.473	-	-	230-358	.642	-	907	33.6	282	439	75	132	1600	59.3
1981-82	30	783-1733	.452	-	-	368-516	.713	-	1098	36.6	308	500	-	165	1934	64.5
1982-83	27	840-1723	.487	-	-	320-485	.659	-	1020	37.8	414	371	-	279	2004	74.4
1983-84	27	765-1523	.502	-	-	397-610	.651	-	957	35.4	387	368	92	207	1927	71.4
1984-85	24	637-1406	.453	-	-	390-552	.706	-	918	38.3	349	339	87	214	1664	69.3
1985-86	25	733-1512	.485	10-20	.500	402-605	.664	-	992	39.7	313	383	54	231	1879	75.2
1986-87	25	762-1671	.456	39-136	.287	306-494	.619	-	1089	43.6	385	409	81	226	1869	74.7
1987-88	27	781-1767	.442	49-153	.320	384-607	.632	-	1248	46.2	414	512	131	258	1995	73.9
1988-89	30	863-1902	.454	91-260	.350	431-673	.641	-	1149	38.3	456	505	87	283	2248	74.9
1989-90	27	691-1472	.469	110-335	.328	450-640	.703	258-695	934	34.6	383	494	85	257	1944	72.0
1990-91	27	756-1592	.475	154-378	.407	299-474	.631	287-562	849	31.4	322	443	50	213	1928	71.4
1991-92	28	634-1507	.421	95-342	.278	392-558	.703	289-523	812	29.0	251	536	-	228	1762	62.9
1992-93	27	689-1704	.404	67-268	.250	334-542	.616	420-534	954	35.3	291	541	80	284	1788	66.2
1993-94	28	786-1844	.426	57-226	.252	343-594	.577	444-682	1126	40.2	364	469	125	248	1972	70.4
1994-95	28	792-1763	.449	171-543	.315	397-584	.680	372-721	1093	39.0	456	452	114	248	2152	76.9
1995-96	27	615-1577	.390	183-505	.362	404-637	.634	376-689	1065	39.4	348	417	66	198	1817	67.3
1996-97	28	648-1555	.417	159-487	.326	547-834	.656	363-737	1100	39.3	360	457	65	202	2002	71.5
1997-98	28	709-1574	.450	170-505	.337	510-701	.728	297-671	968	34.6	442	362	67	175	2098	74.9
1998-99	29	605-1637	.370	148-531	.279	351-522	.672	368-679	1047	36.1	373	555	105	191	1709	58.9
1999-00	28	636-1614	.394	170-544	.313	436-661	.660	332-668	1000	35.7	356	523	117	197	1878	67.1
2000-01	28	645-1548	.417	189-529	.357	394-605	.651	329-615	944	33.7	331	444	66	186	1873	66.9
2001-02	30	697-1673	.417	198-580	.341	426-653	.652	392-682	1074	35.8	393	467	66	191	2018	67.3
2002-03	28	652-1622	.402	151-517	.292	360-536	.672	380-634	1014	36.2	354	406	58	180	1815	64.8
2003-04	29	771-1669	.462	187-494	.379	446-663	.673	369-669	1038	35.8	383	436	83	232	2175	75.0
2004-05	33	876-1946	.450	220-619	.355	490-717	.683	426-811	1237	37.5	460	510	86	290	2462	74.6
2005-06	32	766-1748	.438	208-568	.366	577-768	.751	405-681	1086	33.9	410	522	71	254	2317	72.4
2006-07	31	712-1734	.411	165-523	.315	520-752	.691	456-730	1186	38.3	427	592	79	237	2109	68.0
2007-08	30	782-1895	.413	171-536	.319	411-601	.684	451-702	1153	38.4	404	503	87	240	2146	71.5
2008-09	33	778-1864	.417	174-506	.344	425-659	.645	457-758	1215	36.8	406	466	91	215	2155	65.3
2009-10	30	775-1742	.433	207-597	.347	453-632	.717	379-687	1066	35.5	454	422	100	227	2170	72.3
2010-11	34	879-1864	.472	206-549	.375	435-668	.651	408-797	1205	35.4	478	524	183	269	2399	70.6
2011-12	31	806-1734	.465	212-601	.353	438-665	.659	374-871	1245	40.2	511	465	158	174	2262	73.0
2012-13	34	794-1767	.449	215-620	.347	472-671	.703	389-818	1207	35.5	510	525	156	188	2275	66.9
2013-14	29	729-1631	.447	187-558	.335	487-684	.712	355-719	1074	37.0	436	365	137	198	2132	73.5
2014-15	33	837-1922	.435	199-583	.341	589-819	.719	420-840	1260	38.2	433	378	132	248	2462	74.6
2015-16	35	915-2096	.437	263-776	.339	616-867	.710	425-937	1362	38.9	441	475	124	240	2709	77.4

Coaching Records



Len Serfustini
(1956-70)



Arthur L. Powell
(1915-43)

Head Coach	Years	W	L	Pct.
Len T. Serfustini (1956-70)	14	206	105	.662
Arthur L. Powell (1915-43)	28	198	190	.510
Reggie Witherspoon (1999-13)	14	196	228	.462
Malcolm S. Eiken (1946-56)	10	140	73	.657
Daniel J. Bazzani (1983-93)	10	111	154	.419
Tim Cohane (1994-99)	7	80	83	.491
V. William Hughes (1978-82)	4	49	60	.450
Bobby Hurley (2013-15)	2	42	20	.677
Edwin D. Muto (1970-73)	3	37	33	.529
Leo Richardson (1973-78)	5	35	92	.276
Nate Oats (2016-pres)	1	20	15	.571
Kenneth Pope (1982-83)	1	12	15	.444
Robert Harrington (1945-46)	1	5	10	.333



Reggie Witherspoon
(1999-13)



Malcolm Eiken
(1946-56)



2016-17 BUFFALO BULLS BASKETBALL

YEAR-BY-YEAR LEADERS

POINTS				REBOUNDS				FIELD GOAL PERCENTAGE			
Season	Player	No.	Avg.	Season	Player	No.	Avg.	Season	Player	FGM-FGA	Pct.
2015-16	Blake Hamilton	445	13.1	2015-16	Blake Hamilton	240	7.1	2015-16	David Kadiri	42-71	.592
2014-15	Justin Moss	579	17.5	2014-15	Justin Moss	303	9.2	2014-15	Justin Moss	203-390	.521
2013-14	Javon McCrea	537	18.5	2013-14	Javon McCrea	286	9.9	2013-14	Javon McCrea	202-360	.561
2012-13	Javon McCrea	611	18.0	2012-13	Javon McCrea	267	7.9	2012-13	Javon McCrea	69-101	.683
2011-12	Mitchell Watt	505	16.3	2011-12	Mitchell Watt	233	7.5	2011-12	Javon McCrea	190-332	.572
2010-11	Zach Filzen	512	15.1	2010-11	Javon McCrea	220	6.5	2010-11	Javon McCrea	166-263	.631
2009-10	Rodney Pierce	535	18.4	2009-10	Calvin Betts	232	7.7	2009-10	Jawaan Alston	40-65	.615
2008-09	Rodney Pierce	473	14.3	2008-09	Calvin Betts	203	6.3	2008-09	Vadim Fedotov	47-88	.534
2007-08	Andy Robinson	394	13.1	2007-08	Calvin Betts	199	6.6	2007-08	Jawaan Alston	38-76	.500
2006-07	Yassin Idbihi	442	15.8	2006-07	Yassin Idbihi	261	9.3	2006-07	Vadim Fedotov	38-73	.521
2005-06	Calvin Cage	592	18.5	2005-06	Yassin Idbihi	220	6.9	2005-06	Parnell Smith	97-163	.595
2004-05	Turner Battle	511	15.5	2004-05	Yassin Idbihi	194	5.9	2004-05	Mark Bortz	130-255	.510
2003-04	Turner Battle	421	14.5	2003-04	Yassin Idbihi	169	5.8	2003-04	Daniel Gilbert	102-197	.518
2002-03	Turner Battle	254	12.7	2002-03	Mark Bortz	176	6.3	2002-03	B.J. Walker	85-168	.506
2001-02	Darcel Williams	453	15.1	2001-02	Darcel Williams	241	8.0	2001-02	Robert Brown	100-178	.562
2000-01	Robert Brown	429	15.3	2000-01	Robert Brown	159	5.7	2000-01	Robert Brown	143-288	.497
1999-00	Louis Campbell	304	10.9	1999-00	Mike McKie	159	5.9	1999-00	Mike McKie	88-191	.461
1998-99	Louis Campbell	361	12.4	1998-99	Nikolai Alexeev	146	5.0	1998-99	Maliso Libomi	68-140	.486
1997-98	Rasaun Young	554	19.8	1997-98	Rob Harris	146	5.4	1997-98	Rasaun Young	183-353	.518
1996-97	Rasaun Young	549	19.6	1996-97	Rob Harris	163	5.8	1996-97	Rob Harris	67-125	.536
1995-96	Mike Martinho	479	17.7	1995-96	Rob Harris	200	7.4	1995-96	Rob Harris	82-186	.441
1994-95	Rasaun Young	486	18.0	1994-95	Kelvin Robinson	244	9.8	1994-95	Rasaun Young	164-307	.534
1993-94	Modie Cox	353	12.6	1993-94	Myron Banks	219	7.8	1993-94	Myron Banks	144-288	.500
1992-93	Kelvin Brown	333	12.8	1992-93	Devon Chambers	175	6.5	1992-93	Modie Cox	90-181	.497
1991-92	John Blalock	590	21.1	1991-92	Rob Middlebrooks	124	5.2	1991-92	Rob Middlebrooks	107-230	.465
1990-91	Rick Coleman	406	16.2	1990-91	Marlon Mills	200	7.4	1990-91	Rob Middlebrooks	146-247	.591
1989-90	Rob Middlebrooks	417	16.0	1989-90	Brian Houston	183	6.8	1989-90	Rob Middlebrooks	165-279	.591
1988-89	Brian Houston	470	15.7	1988-89	Brian Houston	223	7.3	1988-89	Rob Middlebrooks	116-210	.552
1987-88	Darryl Hall	436	16.1	1987-88	Darryl Hall	256	9.5	1987-88	Darryl Hall	161-313	.514
1986-87	Anthony Miller	366	14.6	1986-87	Anthony Miller	203	8.4	1986-87	Joe Etopio	60-107	.561
1985-86	Wayne James	454	18.2	1985-86	Wayne James	179	7.2	1985-86	Wayne James	156-306	.509
1984-85	Vince Brown	223	12.4	1984-85	Vince Brown	112	6.2	1984-85	Vince Brown	88-159	.553
1983-84	Vince Brown	454	16.8	1983-84	Vince Brown	205	7.6	1983-84	Vince Brown	165-281	.587
1982-83	John Fitzpatrick	390	14.4	1982-83	Mark McGuire	201	7.4	1982-83	Derwin Harris	111-180	.617
1981-82	John Fitzpatrick	491	16.4	1981-82	Mark McGuire	205	6.8	1981-82	Derwin Harris	29-52	.558
1980-81	Tom Parsons	347	12.9	1980-81	Ken Jones	176	7.0	1980-81	Ken Jones	90-161	.559
1979-80	Nate Bouie	363	13.4	1979-80	Nate Bouie	180	6.7	1979-80	Mike Freeman	105-148	.709
1978-79	Tony Smith	265	11.0	1978-79	Nate Bouie	193	8.0	1978-79	Mike Freeman	75-122	.615
1977-78	Ed Johnson	432	18.0	1977-78	Sam Pellom	311	12.9	1977-78	Sam Pellom	157-297	.529
1976-77	Ed Johnson	417	16.0	1976-77	Sam Pellom	273	10.5	1976-77	Sam Pellom	147-306	.480
1975-76	Sam Pellom	386	14.9	1975-76	Sam Pellom	420	16.2	1975-76	Sam Pellom	172-342	.503
1974-75	Otis Horner	329	17.3	1974-75	Sam Pellom	275	11.0	1974-75	Sam Pellom	127-251	.506
1973-74	Horace Brawley	457	18.3	1973-74	Mike Jones	232	9.3	1973-74	Gary Domzalski	111-232	.478
1972-73	Curtis Blackmore	393	16.4	1972-73	Curtis Blackmore	427	17.8	1972-73	Curtis Blackmore	177-355	.498
1971-72	Curtis Blackmore	449	18.7	1971-72	Curtis Blackmore	403	16.8	1971-72	Curtis Blackmore	189-349	.541
1970-71	Curtis Blackmore	445	20.2	1970-71	Curtis Blackmore	345	15.7	1970-71	Anthony Ebner	83-160	.519
1969-70	Ron Gilliam	380	22.3	1969-70	John Vaughan	198	9.0	1969-70	Anthony Ebner	53-111	.477
1968-69	Ed Eberle	303	14.4	1968-69	John Vaughan	196	9.3	1968-69	Steve Nelson	59-105	.562
1967-68	Ed Eberle	287	13.6	1967-68	John Jekielek	139	6.6	1967-68	Doug Bernard	71-142	.500



Calvin Cage scored a 592 points during the 2005-06 season, a school record that stood until 2013-14



Yassin Idbihi led the Bulls in rebounding in each of his four years in a UB uniform



Javon McCrea is one of three players in school history to lead his team in field goal percentage in all four seasons.

2016-17 BUFFALO BULLS BASKETBALL



YEAR-BY-YEAR LEADERS

FREE THROW PERCENTAGE

Season	Player	FGM-FGA	Pct.
2015-16	Lamonte Bearden	132-172	.767
2014-15	Shannon Evans	115-144	.799
2013-14	Jarryn Skeete	26-30	.867
2012-13	Tony Watson II	54-64	.875
2011-12	Tony Watson II	34-37	.919
2010-11	Zach Filzen	46-54	.852
2009-10	Rodney Pierce	102-126	.810
2008-09	Vadim Fedotov	31-37	.838
2007-08	Byron Mulkey	36-44	.818
2006-07	Yassin Idbihi	135-169	.799
2005-06	Calvin Cage	147-177	.831
2004-05	Yassin Idbihi	55-72	.764
2003-04	Calvin Cage	62-73	.849
2002-03	Calvin Cage	29-33	.879
2001-02	Darcel Williams	69-84	.821
2000-01	Davis Lawrence	15-18	.833
1999-00	Alexei Vasiliev	41-52	.788
1998-99	Nikolai Alexeev	72-92	.783
1997-98	Mike Martinho	110-134	.821
1996-97	Mike Martinho	131-157	.834
1995-96	Matt Clemens	52-63	.825
1994-95	Woodrow Williams	70-96	.729
1993-94	Lou Johnson	42-60	.700
1992-93	Lou Johnson	45-62	.726
1991-92	John Blalock	177-229	.773
1990-91	Rick Coleman	59-80	.737
1989-90	Rick Coleman	83-103	.806
1988-89	Rick Coleman	53-84	.631
1987-88	Rick Coleman	38-55	.690
1986-87	Anthony Miller	37-52	.711
1985-86	Wayne James	142-179	.793
1984-85	Ron Wilkerson	52-65	.800
1983-84	Mike Niles	54-72	.750
1982-83	John Fitzpatrick	65-82	.793
1981-82	Karon Henderson	55-71	.775
1980-81	Karon Henderson	44-57	.772
1979-80	Mike Freeman	83-101	.821
1978-79	Mike Freeman	48-62	.774
1977-78	Ed Johnson	80-96	.833
1976-77	Ed Johnson	97-126	.769
1975-76	Otis Horne	39-50	.780
1974-75	Gary Domzalski	55-67	.836
1973-74	Otis Horne	32-42	.762
1972-73	Bob Vartanian	50-62	.806
1971-72	Jim Tribble	49-65	.754
1970-71	Roger Kremblas	75-96	.781
1969-70	Roger Kremblas	62-78	.795
1968-69	Ed Eberle	51-66	.773

3-PT. FIELD GOAL PERCENTAGE

Season	Player	FGM-FGA	Pct.
2015-16	CJ Massinburg	44-113	.389
2014-15	Jarryn Skeete	61-158	.386
2013-14	Joshua Freelove	72-175	.411
2012-13	Will Regan	47-113	.416
	Tony Watson II	77-185	.416
2011-12	Zach Filzen	97-243	.399
2010-11	Zach Filzen	110-267	.412
2009-10	John Boyer	46-120	.383
2008-09	Sean Smiley	24-60	.400
2007-08	Andy Robinson	55-160	.344
2006-07	Eric Moore	75-192	.391
2005-06	Calvin Cage	89-217	.410
2004-05	Roderick Middleton	33-81	.407
2003-04	Jason Bird	43-92	.467
2002-03	Davis Lawrence	13-35	.371
2001-02	Davis Lawrence	19-41	.463
2000-01	Davis Lawrence	12-29	.414
1999-00	Alexei Vasiliev	48-112	.429
1998-99	Louis Campbell	24-76	.316
1997-98	Mike Martinho	82-212	.387
1996-97	Mike Martinho	89-239	.372
1995-96	Mike Martinho	94-226	.416
1994-95	Mike Martinho	63-184	.382
1993-94	Lou Johnson	20-67	.299
1992-93	Kelvin Brown	23-84	.274
1991-92	John Blalock	22-60	.367
1990-91	Rick Coleman	55-108	.509
1989-90	Rick Coleman	39-105	.371
1988-89	Rick Coleman	25-62	.403
1987-88	Brace Lowe	24-55	.446
1986-87	Nick O'Neil	25-69	.362
1985-86	David Bell	7-13	.538

STEALS

Season	Player	No.	Avg.
2015-16	Lamonte Bearden	47	1.6
2014-15	Shannon Evans	56	1.7
2013-14	Jarod Oldham	50	1.7
2012-13	Javon McCrea	45	1.3
2011-12	Jarod Oldham	46	1.5
2010-11	Byron Mulkey	85	2.5
2009-10	Calvin Betts	56	1.9
2008-09	Andy Robinson	44	1.5
2007-08	Andy Robinson	53	1.8
2006-07	Andy Robinson	55	1.8
2005-06	Roderick Middleton	57	1.8
2004-05	Daniel Gilbert	59	1.8
2003-04	Turner Battle	52	1.8
2002-03	Turner Battle	38	1.9
2001-02	Louis Campbell	49	1.8
2000-01	Louis Campbell	54	1.9
1999-00	Louis Campbell	53	1.9
1998-99	Alexei Vasiliev	45	1.5
1997-98	Rasaun Young	40	1.4
1996-97	Rasaun Young	46	1.6
1995-96	Bernard Wheeler	66	2.4
1994-95	Modie Cox	68	2.5
1993-94	Woodrow Williams	61	2.2
1992-93	Devon Chambers	75	2.8
1991-92	John Blalock	70	2.5
1990-91	Rick Coleman	51	2.0
1989-90	Brian Houston	76	2.8
1988-89	Brian Houston	72	2.4
1987-88	Michael Washington	74	2.7
1986-87	Michael Washington	48	1.9
1985-86	Rodney Burton	50	2.0
1984-85	Derek Summers	29	1.2
1983-84	Mike Niles	37	2.6
1982-83	Ron Downs	70	2.6
1981-82	Kevin McMillan	37	1.4
1980-81	Tom Parsons	27	1.0
1979-80	Nate Bouie	37	1.4
1978-79	George Mendenhall	29	1.2
1977-78	Ed Johnson	32	1.3
1976-77	George Cooper	45	1.8
1975-76	Gary Domzalski	67	2.6
1974-75	Gary Domzalski	55	2.2
1973-74	Otis Horne	45	1.8



Tony Watson shot nearly 92% from the free throw line during the 2011-12 season



Zach Filzen made 222 three-pointers over three seasons



Louis Campbell led UB in steals from 1999-2002



2016-17 BUFFALO BULLS BASKETBALL

YEAR-BY-YEAR LEADERS



Mitchell Watt ranks second in school history with 196 blocked shots

BLOCKED SHOTS

Season	Player	No.	Avg.
2015-16	Ikenna Smart	21	0.6
2014-15	Raheem Johnson	37	1.1
2013-14	Javon McCrea	65	2.2
2012-13	Javon McCrea	89	2.6
2011-12	Mitchell Watt	68	2.2
2010-11	Mitchell Watt	74	2.2
2009-10	Mitchell Watt	39	1.3
2008-09	Calvin Betts	18	0.6
2007-08	Max Boudreau	18	0.6
2006-07	Yassin Idbihi	34	1.2
2005-06	Yassin Idbihi	24	0.7
2004-05	Mark Bortz	41	1.2
2003-04	Mark Bortz	41	1.4
2002-03	Mark Bortz	31	1.1
2001-02	Clement Smith	23	0.9
2000-01	Robert Brown	15	0.5
1999-00	Mike McKie	63	2.3
1998-99	Nikolai Alexeev	33	1.1
1997-98	Nikolai Alexeev	27	0.9
1996-97	Leonard Tangishak	27	0.9
1995-96	Leonard Tangishak	30	1.1
1994-95	Kelvin Robinson	80	3.2
1993-94	Kelvin Robinson	68	2.4
1992-93	Lou Johnson	17	0.6
1991-92	Lou Johnson	15	1.0
1990-91	Rob Middlebrooks	15	0.6
1989-90	Rob Middlebrooks	18	0.7
1988-89	Kevin Frederick	27	0.9
1987-88	Darryl Hall	55	2.0
1986-87	Anthony Miller	21	0.8
1985-86	Joe Etopio	15	0.6
1984-85	Ron Wilkerson	36	3.0
1983-84	Vince Brown	38	1.4
1982-83	Derwin Harris	37	1.4
1981-82	N/A		
1980-81	Ken Jones	24	0.9
1979-80	Nate Bouie	41	1.5
1978-79	N/A		
1977-78	Sam Pellom	64	2.7
1976-77	Sam Pellom	59	2.2
1975-76	Sam Pellom	155	5.9
1974-75	Sam Pellom	97	3.9
1973-74	Mike Jones	50	2.0

ASSISTS


Season	Player	No.	Avg.
2015-16	Lamonte Bearden	125	4.2
2014-15	Shannon Evans	153	4.6
2013-14	Jarod Oldham	153	5.3
2012-13	Tony Watson II	113	3.3
2011-12	Jarod Oldham	183	5.9
2010-11	Byron Mulkey	154	4.5
2008-09	John Boyer	159	5.3
2008-09	Greg Gamble	127	3.8
2007-08	Greg Gamble	75	2.5
2006-07	Greg Gamble	69	2.2
2005-06	Roderick Middleton	86	2.7
2004-05	Turner Battle	146	4.4
2003-04	Turner Battle	119	4.1
2002-03	Turner Battle	91	4.5
2001-02	Turner Battle	102	3.4
2000-01	Louis Campbell	121	4.3
1999-00	Louis Campbell	117	4.2
1998-99	Ryan Peterson	126	4.3
1997-98	Ryan Peterson	152	5.8
1996-97	Bernard Wheeler	76	2.8
1995-96	Bernard Wheeler	104	3.8
1994-95	Modie Cox	182	6.7
1993-94	Modie Cox	138	4.9
1992-93	Devon Chambers	84	3.1
1991-92	John Blalock	98	3.5
1990-91	Torrance LeSure	58	2.2
1989-90	Brian Houston	116	4.3
1988-89	Michael Washington	187	6.2
1987-88	Michael Washington	200	7.4
1986-87	Michael Washington	143	5.7
1985-86	Rodney Burton	77	3.0
1984-85	Rodney Burton	63	2.7
1983-84	Steve Fox	105	4.6
1982-83	Ron Downs	108	4.0
1981-82	Kevin McMillan	80	2.9
1980-81	David Acree	84	3.5
1979-80	David Acree	76	2.9
1978-79	George Mendenhall	44	1.7
1977-78	Rodney McDaniel	94	4.1
1976-77	George Cooper	110	4.4
1975-76	Gary Domzalski	185	7.1
1974-75	Gary Domzalski	235	9.4
1973-74	Ken Pope	156	6.2
1972-73	Bob Vartanian	109	4.5
1971-72	Bob Vartanian	105	4.6
1970-71	Philip Knapp	66	3.0
1969-70	Ron Gilliam	67	3.9



Mark Bortz led the Bulls in blocked shots for three straight seasons



John Boyer led the nation in assist-to-turnover ratio in 2009-10



Greg Gamble led the Bulls in assists from 2006-09



SINGLE GAME RECORDS

Points Scored

1.	Mike Martinho (Rochester, 2/3/98)	44
2.	Jim Horne (Rochester, 2/23/55)	41
T3.	Darryl Hall (St. Anselm, 11/20/87)	39
T3.	Rasaun Young, (NE Illinois, 2/15/97)	39
5.	Otis Horne (Catholic, 1/25/75)	38
T6.	Calvin Cage (Kent State, 2/15/06)	37
T6.	Curtis Blackmore (Tenn-Chatt., 2/19/73)	37
T6.	Jack Chalmers (Hobart, 3/2/51)	37
T6.	Mike Martinho (Troy State, 2/22/96)	37
T10.	Will Regan (Ball St., 3/13/13)	36
T10.	John Blalock (UMBC, 1/30/92)	36
T10.	Horace Brawley (Gannon, 1972-73)	36
T10.	Curtis Blackmore (E. Michigan, 2/8/72)	36
T10.	Louis Corriere (Case, 2/22/47)	36
T10.	CJ Massinburg (Ohio, 2/12/16)	36

Points Scored - Road Game

1.	Mike Martinho (Troy State, 2/22/96)	37
2.	John Blalock (UMBC, 1/30/92)	36
T3.	Andy Robinson (No. Illinois 2/5/08)	35
T3.	Mike Martinho (Chicago St., 2/12/96)	35
T3.	Eric Moore (Bowling Green, 1/7/07)	35
5.	Jim Horne (Toronto, 2/2/55)	34
T6.	Javon McCrea (Kent State, 2/27/13)	32
T6.	Rasaun Young (Valparaiso, 1/17/98)	32
T6.	Mike Martinho (Canisius, 12/5/95)	32
T6.	John Blalock (Towson, 2/17/92)	32
T6.	Rob Middlebrooks (W.V. Wesleyan, 1/28/91)	32
T6.	Otis Horne (Geneseo St., 2/1/75)	32
T6.	Jim Horne (Buffalo St., 3/4/55)	32

Points Scored - Home Game

1.	Mike Martinho (Rochester, 2/3/98)	44
2.	Jim Horne (Rochester, 2/23/55)	41
T3.	Darryl Hall (St. Anselm, 11/20/87)	39
T3.	Rasaun Young (NE Illinois, 2/15/97)	39
5.	Otis Horne (Catholic, 1/25/75)	38
T6.	Calvin Cage (Kent State, 2/15/06)	37
T6.	Jack Chalmers (Hobart, 3/2/51)	37

Rebounds

1.	Curtis Blackmore (Tenn-Chatt., 2/19/73)	32
2.	Sam Pellom (Va. Commonwealth, 1975-76)	31
3.	Curtis Blackmore (Stony Brook, 1970-71)	29
4.	Sam Pellom (Army, 1975-76)	28
T5.	Sam Pellom (Rochester, 2/25/75)	26
T5.	Curtis Blackmore (Georgia St., 12/28/71)	26
7.	Sam Pellom (Temple, 12/19/77)	24
T8.	Yassin Idbihi (Bowling Green, 2/13/07)	20
T8.	Sam Pellom (LeMoyné, 2/16/77)	20
T8.	Curtis Blackmore (1970-71)	20
T8.	Javon McCrea (Central Michigan, 2/8/14)	20
T12.	Calvin Betts (Kent State, 3/12/09)	18
T12.	Darcel Williams (Kent State, 1/9/02)	18
T12.	Otis Horne (St. Francis, NY, 12/29/73)	18
T12.	Ken Parr (Villanova, 12/2/60)	18

Field Goals Made

1.	Otis Horne (Catholic, 1/25/75)	18
2.	Curtis Blackmore (Tenn-Chatt., 2/19/73)	17
T3.	Curtis Blackmore (E. Michigan, 2/8/72)	16
T3.	Rasaun Young (NE Illinois, 2/15/97)	16
T5.	Javon McCrea (Milwaukee, 12/5/12)	15
T5.	Darryl Hall (St. Anselm, 11/20/87)	15
T7.	Javon McCrea (Youngstown St., 12/10/11)	14
T7.	Mike Martinho (Rochester, 2/3/98)	14
T7.	Sam Pellom (1975-76)	14
T7.	Horace Brawley (Cleveland St., 12/5/73)	14
T7.	Justin Moss (Toledo, 2/10/15)	14



Mike Martinho scored a school-best 44 points in one game in the 1997-98 season.

Field Goals Attempted

1.	Otis Horne (1975-75)	32
T2.	Otis Horne (1973-74)	31
T2.	Horace Brawley (Gannon, 1972-73)	31
4.	Curtis Blackmore (Georgia St., 12/28/71)	29
5.	Otis Horne (1975-76)	28
6.	Rodney Pierce (W. Michigan, 2/1/10)	26
T7.	Mike Martinho (Troy St., 2/22/96)	25
T7.	Darryl Hall (St. Anselm, 11/20/87)	25
9.	Jamie Anderson (Miss. Valley St., 12/29/95)	24

3-Pt. Field Goals Made

1.	Eric Moore (Bowling Green, 1/7/07)	11
2.	Mike Martinho (Troy St., 2/22/96)	10
T3.	Mike Martinho (Canisius, 12/5/95)	8
T3.	Mike Martinho (Chicago St., 2/12/96)	8
T3.	Andy Robinson (No. Illinois, 2/5/08)	8
T3.	Joshua Freelove (E. Michigan, 3/13/14)	8
T3.	Shannon Evans (Cornell, 1/3/15)	8
T8.	Tony Watson (Manhattan, 2/23/13)	7
T8.	Mike Martinho (Georgia Southern, 12/30/96)	7
T8.	Jamie Anderson (Troy St., 2/12/96)	7
T8.	Jamie Anderson (Miss. Valley St., 12/29/95)	7

3-Pt. Field Goals Attempted

1.	Mike Martinho (Troy St., 2/22/96)	21
2.	Mike Martinho (UMKC, 2/8/97)	18
T3.	Jamie Anderson (Miss. Valley St., 12/29/95)	16
T3.	Eric Moore (Bowling Green, 1/7/07)	16
5.	Joshua Freelove (E. Michigan, 3/13/14)	15
T6.	Mike Martinho (Chicago St., 2/12/96)	14
T6.	Mike Martinho (Boston College, 12/11/94)	14
T6.	Zach Filzen (Bowling Green, 1/8/11)	14
T9.	Mike Martinho (W. Illinois, 3/3/97)	13
T9.	Mike Martinho (Georgia Southern, 12/30/96)	13
T9.	Mike Martinho (Miss. Valley St., 12/29/95)	13
T9.	Mike Martinho (St. Bonaventure, 12/12/95)	13
T9.	Mike Martinho (Canisius, 12/5/95)	13
T9.	Rodney Pierce (Liberty, 12/30/09)	13
T9.	Zach Filzen (Navy, 11/13/10)	13

Free Throws Made

1.	Rasaun Young (E. Illinois, 2/27/95)	18
2.	John Blalock (Marist, 12/21/91)	17
T3.	Javon McCrea (Kent State, 1/16/13)	15
T3.	Yassin Idbihi (Bowling Green, 2/13/07)	15
T3.	Wayne James (Oswego, 12/7/85)	15
T6.	Andy Robinson (Kent State, 1/6/08)	14
T6.	Robert Brown (Valparaiso, 12/22/01)	14
T6.	Rasaun Young (Niagara, 11/30/96)	14
T6.	Modie Cox (St. Peter's, 12/30/93)	14
T6.	Gary Domzalski (1974-75)	14
T11.	Javon McCrea (Yale, 11/17/12)	13
T11.	Calvin Cage (Bowling Green, 2/26/06)	13
T11.	Rasaun Young (NE Illinois, 1/27/97)	13
T11.	Rasaun Young (Troy St., 1/13/97)	13
T11.	Nate Bouie (1979-80)	13
T11.	Javon McCrea (Niagara, 11/13/13)	13
T11.	Shannon Evans (Manhattan, 12/21/13)	13
T11.	Javon McCrea (Kent State, 2/22/14)	13
T11.	Justin Moss (Western Michigan, 1/10/15)	13

Free Throws Attempted

1.	Rasaun Young (E. Illinois, 2/27/95)	26
2.	Darryl Hall (Saginaw Valley St., 1/3/88)	20
T3.	Robert Brown (Valparaiso, 12/22/01)	18
T3.	John Blalock (Marist, 12/21/91)	18
T3.	Wayne James (Oswego, 12/7/85)	18
T3.	Nate Bouie (1979-80)	18
T6.	Nikolai Alexeev (Niagara, 11/19/99)	17
T6.	Rasaun Young (Niagara, 11/30/96)	17
T6.	Vince Brown (Buffalo St., 2/18/84)	17
T6.	Robert Brown (Ohio, 1/29/01)	17

Assists

1.	Gary Domzalski (Youngstown St., 1974-75)	22
2.	George Cooper, (1975-76)	18
T3.	Modie Cox (Chicago St., 2/6/95)	15
T3.	Ken Pope, (Rochester, 3/2/74)	15
T5.	Byron Mulkey (Ohio, 3/4/07)	14
T5.	Michael Washington (Mansfield, 12/14/88)	14
T5.	Michael Washington (Pitt-Johnstown, 2/8/89)	14
T5.	Michael Washington (Queens, 11/21/88)	14
9.	Steve Fox (Geneseo St., 2/7/84)	13
T10.	Michael Washington (Florida Tech, 12/29/87)	12
T10.	John Boyer (Towson, 11/21/09)	12
T10.	Jarryn Skeete (Central Michigan, 1/16/16)	12

Blocked Shots

1.	Sam Pellom (Cleveland St., 1975-76)	13
2.	Sam Pellom (1974-75)	9
T3.	Javon McCrea (Kent State, 2/27/13)	8
T3.	Maliso Libomi (N. Illinois, 2/20/99)	8
T3.	Kelvin Robinson (NE Illinois, 3/5/94)	8
T3.	Mitchell Watt (Kent State, 1/19/11)	8
T3.	Javon McCrea (N. Illinois, 1/8/14)	8
T8.	Kelvin Robinson (UNC-Greensboro, 12/28/94)	7
T8.	Kelvin Robinson (Youngstown St., 1/14/95)	7
T8.	Kelvin Robinson (W. Illinois, 1/23/95)	7
T8.	Darryl Hall (Saginaw Valley St., 1/3/88)	7
T8.	Derwin Harris (Brockport St., 1/28/83)	7
T8.	Otis Horne (1973-74)	7

Steals

T1.	Modie Cox (Iona, 12/29/94)	8
T1.	Michael Washington (Pace, 2/20/88)	8
T1.	Gary Domzalski (1973-74)	8
T4.	Six players with	7



2016-17 BUFFALO BULLS BASKETBALL

SINGLE GAME RECORDS

Most Points

1.	St. Anselm, 87-88	120
2.	Toronto, 71-72	116
3.	Daemen College, 84-85	113
T4.	Brockport, 75-76	111
T4.	Buffalo State, 11-12	111
T6.	Chicago State, 97-98	110
T6.	Eastern Illinois, 94-95	110
8.	Pitt-Bradford, 15-16	109
T9.	Kent State, 05-06	107
T9.	W. Virginia Wesleyan, 90-91	107
t9.	Chicago State, 94-95	107

Most Points - Road Game

1.	Rochester, 73-74	106
2.	Embry-Riddle, 97-98	103
3.	Chicago State, 01-02	100
4.	Georgia St., 71-72	98
T5.	Central Michigan, 07-08	96
T5.	Ohio, 15-16	96
T7.	Western Illinois, 96-97	95
T7.	Chicago State, 96-97	95
T9.	Troy State, 94-95	94
T9.	Albany, 74-75	94

Most Points - Home Game

1.	St. Anselm, 87-88	120
2.	Daemen College, 84-85	113
T3.	Brockport, 75-76	111
T3.	Buffalo State, 11-12	111
5.	Eastern Illinois, 94-95	110
6	Pitt-Bradford, 15-16	109
T6.	Kent State, 05-06	107
T6.	Chicago State, 94-95	107
T6.	W. Virginia Wesleyan, 90-91	107
T9.	Toronto, 71-72	106
T9.	Toronto, 70-71	106

Most Points - Opponents


1.	St. Anselm, 71-72	125
T2.	Holy Cross, 76-77	123
T2.	Syracuse, 73-74	123
T4.	Towson, 91-92	122
T4.	Detroit, 77-78	122
6.	Wake Forest, 82-83	121
T7.	Kent State, 05-06	111
T7.	Albany, 74-75	111
T9.	Eastern Michigan, 71-72	109
T9.	Maryland, 70-71	109
T9.	UNC Charlotte, 82-83	109
T9.	Brockport, 75-76	109

Most Points - Opponents Road Game

T1.	Holy Cross, 76-77	123
T1.	Syracuse, 73-74	123
3.	Detroit, 77-78	122
4.	Wake Forest, 82-83	121
5.	Syracuse, 77-78	113

Most Points - Opponent Home Game

1.	Kent State, 05-06	111
T2.	Brockport, 75-76	109
T2.	Eastern Michigan, 71-72	109
4.	Pittsburgh, 74-75	107
5.	Niagara, 99-00	105



Co-captains Bill Smith (left), Mike Washington and teammates scored 120 points in a game during the 1987-88 season.

Rebounds

1.	Rochester, 74-75	95
2.	Toronto, 70-71	82
3.	Georgia St., 71-72	77
4.	Brockport, 75-76	76
5.	Oglethorpe, 72-73	73
6.	Buffalo State, 11-12	68
7.	Bowling Green, 06-07	65
8.	Iona, 73-74	62
9.	Troy State, 93-94	58

Field Goals Made

1.	Rochester, 73-74	49
2.	Ohio Northern, 71-72	47
T3.	Brockport, 75-76	46
T3.	Stony Brook, 73-74	46
5.	Youngstown State, 74-75	44
6.	Chicago State, 94-95	43
7.	Toronto, 70-71	42
T8.	Chicago State, 97-98	40
T8.	Chicago State, 93-94	40
T8.	Pitt-Bradford, 15-16	40

Field Goal Percentage

1.	Eastern Michigan, 02-03	.672
T2.	Ohio, 05-06	.667
T2.	Eastern Michigan, 09-10	.667
3.	Chicago State, 94-95	.652
4.	Akron, 13-14	.633
T5.	Akron, 03-04	.630
T5.	Lemoyne, 89-90	.630

3-Pt. Field Goals Made

1.	Troy State, 95-96	18
T2.	Kent State, 05-06	14
T2.	Kent State, 03-04	14
T2.	Ohio, 03-04	14
T5.	Rochester, 97-98	14
T5.	Akron, 00-01	14
T5.	Ohio, 15-16	14
T8.	St. Bonaventure, 12-13	13
T8.	Western Michigan, 04-05	13
T8.	Bowling Green, 04-05	13
T8.	Ohio, 09-10	13
T8.	Eastern Michigan, 13-14	13

3-Pt. Field Goals Attempted

1.	UMKC, 96-97	42
2.	Boston College, 94-95	41
3.	Troy State, 95-96	40
4.	Niagara, 99-00	33
5.	Iona, 94-95	32

Free Throws Made

1.	St. Rose, 89-90	41
2.	Bowling Green, 06-07	39
3.	Bowling Green, 03-04	35
T4.	Kent State, 12-13	33
T4.	Southern Utah, 97-98	33
T6.	Bowling Green, 05-06	32
T6.	Chicago State, 97-98	32
T6.	Central Conn. State, 94-95	32
T6.	Niagara, 71-72	32
T6.	Northern Illinois, 15-16	32

Most Personal Fouls

1.	Eastern Michigan, 02-03	42
T2.	Syracuse, 73-74	36
T2.	Ohio, 15-16	36
T4.	Syracuse, 74-75	34
T4.	Niagara, 71-72	34
T6.	UNC Asheville, 07-08	33
T6.	Toledo, 03-04	33
T6.	Marshall, 00-01	33
T6.	Central Michigan, 00-01	33
T6.	Eastern Michigan, 15-16	33

Blocked Shots

1.	Cleveland State, 75-76	21
2.	Youngstown State, 74-75	16
T3.	Kent State, 12-13	12
T3.	Fairleigh Dickinson, 73-74	12
T3.	Manhattan, 13-14	12
T6.	Northeastern Illinois, 93-94	11
T6.	Navy, 10-11	11
T8.	Notre Dame (OH), 12-13	10
T8.	Army, 10-11	10
T8.	Kent State, 10-11	10
T8.	Northern Illinois, 13-14	10

Steals

1.	Mansfield, 88-89	24
2.	Mansfield, 89-90	21
T3.	Cornell, 75-76	20
T3.	Cleveland State, 73-74	20
5.	Niagara, 74-75	18

2016-17 BUFFALO BULLS BASKETBALL



SINGLE SEASON RECORDS

Minutes Played

1. Byron Mulkey, 10-11	1,192
2. Turner Battle, 04-05	1,160
3. Zach Filzen, 10-11	1,151
4. Calvin Cage, 05-06	1,138
5. Roderick Middleton, 05-06	1,104
6. Shannon Evans, 14-15	1,139
7. Tony Watson, 12-13	1,081
8. John Blalock, 91-92	1,071
9. John Fitzpatrick, 81-82	1,033
10. Javon McCrea, 12-13	1,019

Field Goals Attempted

1. Rodney Pierce, 09-10	458
2. Horace Brawley, 73-74	452
3. Calvin Cage, 05-06	440
T4. Javon McCrea, 12-13	431
T4. Rodney Pierce, 08-09	431
6. Zach Filzen, 10-11	426
7. John Blalock, 91-92	423
8. Jim Horne, 54-55	419
9. Jim Horne, 53-54	414
10. Rasaun Young, 96-97	403

Assists

1. Gary Domzalski, 74-75	235
2. Michael Washington, 86-87	200
3. Gary Domzalski, 75-76	185
4. Jarod Oldham, 11-12	183
5. Modie Cox, 94-95	182
6. John Boyer, 09-10	159
7. Ken Pope, 73-74	156
8. Byron Mulkey, 10-11	154
9. Jarod Oldham, 13-14	153
Shannon Evans, 14-15	153

Points Scored

1. Javon McCrea, 12-13	611
2. Calvin Cage, 05-06	592
3. John Blalock, 91-92	590
4. Justin Moss, 14-15	579
5. Rasaun Young, 97-98	554
6. Rasaun Young, 96-97	549
7. Jim Horne, 54-55	548
8. Javon McCrea, 13-14	537
9. Rodney Pierce, 09-10	535
10. Zach Filzen, 10-11	512

3-Pt. Field Goals Made

1. Zach Filzen, 10-11	110
2. Zach Filzen, 11-12	97
2. Mike Martinho, 95-96	94
T3. Calvin Cage, 05-06	89
T3. Mike Martinho, 96-97	89
5. Mike Martinho, 97-98	82
6. Tony Watson, 12-13	77
7. Eric Moore, 06-07	75
8. Joshua Freeloove, 13-14	72
9. Calvin Cage, 04-05	66
Shannon Evans, 14-15	66

Steals

1. Byron Mulkey, 10-11	85
2. Brian Houston, 89-90	76
3. Michael Washington, 87-88	74
T4. John Blalock, 91-92	70
T4. Ron Downs, 82-83	70
6. Modie Cox, 94-95	68
7. Gary Domzalski, 74-75	67
8. Bernard Wheeler, 95-96	66
9. Woodrow Williams, 93-94	61
10. Daniel Gilbert, 04-05	59

Points Per Game

1. Jim Horne, 54-55	24.9
2. Jim Horne, 52-53	22.9
3. John Blalock, 91-92	21.1
4. Jim Horne, 53-54	20.7
5. Harold Kuhn, 51-52	20.2
6. Rasaun Young, 97-98	19.8
7. Rasaun Young, 96-97	19.6
8. Jack Chalmers, 50-51	18.8
9. Curtis Blackmore, 71-72	18.7
T10. Calvin Cage, 05-06	18.5
T10. Javon McCrea, 13-14	18.5

3-Pt. Field Goals Attempted

1. Zach Filzen, 10-11	267
2. Zach Filzen, 11-12	243
3. Mike Martinho, 96-97	239
4. Mike Martinho, 95-96	226
5. Calvin Cage, 05-06	217
6. Mike Martinho, 97-98	212
7. Eric Moore, 06-07	192
T8. Tony Watson, 12-13	185
T8. Jarryn Skeete, 15-16	185
10. Mike Martinho, 94-95	184

Blocked Shots

1. Sam Pellom, 74-75	155
2. Sam Pellom, 75-76	97
3. Javon McCrea, 12-13	89
4. Kelvin Robinson, 94-95	80
5. Mitchell Watt, 10-11	74
T6. Kelvin Robinson, 93-94	68
T6. Mitchell Watt, 11-12	68
8. Javon McCrea, 13-14	65
9. Sam Pellom, 77-78	64
10. Mike McKie, 99-00	63

Rebounds

1. Curtis Blackmore, 72-73	427
2. Sam Pellom, 75-76	420
3. Curtis Blackmore, 71-72	403
4. Jim Horne, 54-55	366
5. Sam Pellom, 77-78	311
6. Justin Moss, 14-15	303
7. Javon McCrea, 13-14	286
8. Sam Pellom, 74-75	275
9. Sam Pellom, 76-77	273
10. Javon McCrea, 12-13	267

Free Throws Made

T1. John Blalock, 91-92	177
T1. Rasaun Young, 97-98	177
3. Jim Horne, 54-55	176
4. Rasaun Young, 96-97	174
5. Justin Moss, 14-15	173
6. Jim Horne, 52-53	162
7. Jim Horne, 53-54	159
8. Rasaun Young, 94-95	149
9. Calvin Cage, 05-06	147
10. Robert Brown, 00-01	141

Rebounds Per Game

1. Curtis Blackmore, 72-73	17.8
2. Curtis Blackmore, 71-72	16.8
3. Jim Horne, 55-56	16.6
4. Sam Pellom, 75-76	16.2
5. Sam Pellom, 77-78	12.9
6. Curtis Blackmore, 70-71	12.3
7. Sam Pellom, 74-75	11.0
8. Sam Pellom, 76-77	10.5
9. Javon McCrea, 13-14	9.9
10. Kelvin Robinson, 94-95	9.8

Free Throws Attempted

1. Rasaun Young, 96-97	250
2. Jim Horne, 54-55	249
3. Rasaun Young, 97-98	244
4. Justin Moss, 14-15	237
5. John Blalock, 91-92	229
6. Jim Horne, 53-54	228
7. Jim Horne, 52-53	223
8. Robert Brown, 00-01	222
9. Rasaun Young, 94-95	216
10. Javon McCrea, 13-14	198

Field Goals Made

1. Javon McCrea, 12-13	240
2. Justin Moss, 14-15	203
3. Javon McCrea, 13-14	202
4. John Blalock, 91-92	193
5. Javon McCrea, 11-12	190
T6. Curtis Blackmore, 71-72	189
T6. Mitchell Watt, 11-12	189
T8. John Fitzpatrick, 81-82	188
T8. Rodney Pierce, 09-10	188
10. Jim Horne, 54-55	186



Byron Mulkey set a school record with 85 steals in 2010-11



2016-17 BUFFALO BULLS BASKETBALL

SINGLE SEASON RECORDS

Most Wins

T1.	2004-05	23
T1.	2014-15	23
3.	2008-09	21
T4.	2010-11	20
T4.	2011-12	20
T4.	2015-16	20
T7.	2005-06	19
T7.	1964-65	19
T7.	2013-14	19

Points Per Game

1.	1971-72	80.8
2.	1969-70	79.4
3.	1975-76	78.4
4.	1973-74	78.2
5.	1972-73	77.8
6.	2015-16	77.4
7.	1976-77	77.3
8.	1970-71	77.1
9.	1994-95	76.9
10.	1977-78	75.4

Rebounds

1.	2015-16	1,362
2.	1975-76	1,340
3.	1974-75	1,282
4.	2014-15	1,260
5.	1987-88	1,248
6.	2011-12	1,245
7.	1971-72	1,241
8.	2004-05	1,237
9.	1972-73	1,228
10.	1973-74	1,227

Field Goals Made

1.	2015-16	915
2.	2010-11	879
3.	2004-05	876
4.	1988-89	863
5.	1975-76	860
6.	1973-74	844
7.	1982-83	840
8.	2014-15	837
9.	1976-77	824
10.	1972-73	820

Field Goals Attempted

1.	2015-16	2,096
2.	1973-74	2,041
3.	1975-76	1,957
4.	2004-05	1,946
5.	2014-15	1,922
6.	1988-89	1,902
7.	2007-08	1,895
8.	1976-77	1,880
T9.	2008-09	1,864
T9.	2010-11	1,864

Field Goal Percentage

1.	1983-84	.502
T2.	1982-83	.487
T2.	1979-80	.487
4.	1985-86	.485
5.	1990-91	.475
6.	1980-81	.473
7.	2010-11	.472
8.	1989-90	.469
9.	2011-12	.465
10.	2003-04	.462



The 2014-15 tied the UB school record with 23 wins and made the programs first ever NCAA Tournament appearance.

3-Pt. Field Goals Made

1.	2015-16	263
2.	2004-05	220
3.	2012-13	215
4.	2011-12	212
5.	2005-06	208
6.	2009-10	207
7.	2010-11	206

3-Pt. Field Goals Attempted

1.	2015-16	776
2.	2012-13	620
3.	2004-05	619
4.	2011-12	601
5.	2009-10	597
6.	2014-15	583
7.	2001-02	580
8.	2005-06	568

3 Pt. Field Goal Percentage

1.	1985-86	.500
2.	1990-91	.407
3.	2003-04	.379
4.	2010-11	.375
5.	2005-06	.366

Free Throws Made

1.	2015-16	616
2.	2014-15	589
3.	2005-06	577
4.	1996-97	547
5.	2006-07	520
6.	1997-98	510
7.	2004-05	490
8.	2013-14	487
9.	2012-13	472
10.	2009-10	453

Free Throws Attempted

1.	2015-16	867
2.	1996-97	834
3.	2014-15	819
4.	2005-06	768
5.	2006-07	752
6.	2004-05	717
7.	1997-98	701
8.	2013-14	684
9.	1988-89	673
10.	2012-13	671

Free Throw Percentage

1.	2005-06	.751
2.	1997-98	.728
3.	2014-15	.719
4.	2009-10	.717
5.	1981-82	.713
6.	2013-14	.712
7.	2015-16	.710
8.	1984-85	.706
T9.	2012-13	.703
T9.	1991-92	.703
T9.	1989-90	.703

Personal Fouls

1.	2015-16	749
2.	2004-05	711
3.	2007-08	685
4.	2006-07	661
5.	1992-93	646
6.	2010-11	645

Assists

1.	1973-74	612
2.	1974-75	546
3.	1975-76	535
4.	2011-12	511
5.	2012-13	510
6.	2010-11	478
7.	1972-73	476
8.	2004-05	460
T9.	1994-95	456
T9.	1988-89	456

Steals

1.	2004-05	290
2.	1974-75	286
3.	1992-93	284
4.	1988-89	283
5.	1982-83	279
6.	1975-76	273
7.	2010-11	269
8.	1987-88	258
9.	1989-90	257
10.	2005-06	254

Blocked Shots

1.	1975-76	305
2.	2010-11	183
3.	1974-75	181
4.	1973-74	159
5.	2011-12	158
6.	2012-13	156
7.	2013-14	137
8.	1976-77	135
9.	2014-15	132
10.	1987-88	131

2016-17 BUFFALO BULLS BASKETBALL



CAREER RECORDS

Games Played

T1.	Mitchell Watt, 08-12	128
T1.	Javon McCrea, 10-14	128
3.	Titus Robinson, 08-12	125
T4.	Roderick Middleton, 02-06	122
T4.	Yassin Idbihi, 03-07	122
T4.	Jarryn Skeete, 12-16	122
T7.	Calvin Cage, 02-06	121
T7.	Calvin Betts, 06-10	121
9.	Andy Robinson, 08-09	120
10.	Greg Gamble, 08-09	119

Total Points

1.	Javon McCrea, 10-14	2,004
1.	Rasaun Young, 93-98	1,908
2.	Jim Horne, 51-55	1,833
3.	Mike Martinho, 94-98	1,708
4.	Yassin Idbihi, 03-07	1,514
6.	Turner Battle, 01-05	1,414
7.	Sam Pellom, 74-78	1,403
8.	Louis Campbell, 98-02	1,385
9.	Rob Middlebrooks, 88-92	1,337
10.	Calvin Cage, 02-06	1,314
11.	Curtis Blackmore, 70-73	1,287
12.	Rick Coleman, 87-91	1,280
13.	John Fitzpatrick, 79-83	1,221
14.	Harold Kuhn, 49-52	1,065
15.	Mitchell Watt, 08-12	1,061

Scoring by Class

Freshman		
1.	Javon McCrea	400
2.	CJ Massinburg	396
3.	Jim Horne	374
Sophomore		
1.	Shannon Evans	507
2.	Rasaun Young	486
3.	Mike Martinho	479
Junior		
1.	Javon McCrea	611
2.	Justin Moss	579
3.	Rasaun Young	549
Senior		
1.	Calvin Cage	592
2.	John Blalock	590
3.	Rasaun Young	558

Rebounds

1.	Sam Pellom, 74-78	1,297
2.	Curtis Blackmore, 70-73	1,175
3.	Javon McCrea, 10-14	988
4.	Yassin Idbihi, 03-07	844
5.	Calvin Betts, 06-10	717
6.	Mark Bortz, 01-05	606

Field Goals Made

1.	Javon McCrea, 10-14	798
2.	Rasaun Young, 93-98	648
3.	Sam Pellom, 74-78	603
4.	Yassin Idbihi, 03-07	542
5.	Otis Horne, 72-76	536

Field Goals Attempted

1.	Javon McCrea, 10-14	1,386
2.	Rasaun Young, 93-98	1,366
3.	Mike Martinho, 94-98	1,261
4.	Louis Campbell, 98-02	1,203
5.	Sam Pellom, 74-78	1,196



Rasaun Young averaged 477 points per season in becoming UB's all-time leading scorer with 1,908 points. That record lasted until 2013-14.

Field Goal Percentage

1.	Javon McCrea, 10-14	.576
2.	Rob Middlebrooks, 88-92	.553
3.	Bill Barth, 63-66	.550
4.	Bill Smith, 86-90	.547
5.	Otis Horne, 72-76	.536

3-Pt. Field Goals Made

1.	Mike Martinho, 94-98	328
2.	Zach Filzen 09-12	222
3.	Calvin Cage, 02-06	221
4.	Jarryn Skeete, 12-16	185
5.	Rodney Pierce, 07-10	137

3-Pt. Field Goals Attempted

1.	Mike Martinho, 94-98	861
2.	Calvin Cage, 02-06	619
3.	Zach Filzen, 09-12	555
4.	Jarryn Skeete, 12-16	549
5.	Louis Campbell, 98-02	413

3 Pt. Field Goal Percentage

1.	Brace Lowe, 87-89	.452
2.	Rick Coleman, 88-91	.450
3.	Joshua Freeloove, 13-14	.411
4.	Zach Filzen 09-12	.400
5.	Tony Watson, 09-13	.396

Free Throws Made

1.	Rasaun Young, 93-98	568
2.	Jim Horne, 51-55	497
3.	Javon McCrea, 10-14	407
4.	Mike Martinho, 94-98	394
5.	Yassin Idbihi, 03-07	366

Free Throws Attempted

1.	Rasaun Young, 93-98	828
2.	Jim Horne, 51-55	700
3.	Javon McCrea, 10-14	653

4.	Mike Martinho, 94-98	492
5.	Yassin Idbihi, 03-07	472

Free Throw Percentage

1.	Tony Watson, 09-13	.856
T2.	Calvin Cage, 02-06	.821
T2.	Darcel Williams, 01-02	.821
T2.	Joseph Tontillo, 56-59	.821
5.	Harvey Poe, 63-66	.820

Assists

1.	Gary Domzalski, 72-76	565
2.	Michael Washington, 86-89	518
3.	Turner Battle, 01-05	458
4.	Jarod Oldham, 10-14	409
5.	Modie Cox, 92-95	391

Blocked Shots

1.	Sam Pellom, 74-78	375
2.	Javon McCrea, 10-14	250
3.	Mitchell Watt, 08-12	196
4.	Kelvin Robinson, 93-95	148
5.	Mark Bortz, 01-05	127

Steals

1.	Louis Campbell, 98-02	198
2.	Andy Robinson, 05-09	187
3.	Michael Washington, 86-89	184
4.	Rasaun Young, 93-98	172
5.	Turner Battle, 01-05	170



Turner Battle became the first player in school history to compile 1,000 points, 500 rebounds and 400 assists in a career.



2016-17 BUFFALO BULLS BASKETBALL

MODERN ERA RECORDS

Modern era records are defined as the 1991-92 season to present, representing UB's return to NCAA Division I Athletics.

Minutes Played		
1.	Byron Mulkey, 10-11	1,192
2.	Turner Battle, 04-05	1,160
3.	Zach Filzen, 10-11	1,150
4.	Shannon Evans, 14-15	1,139
5.	Calvin Cage, 05-06	1,138

Points Scored		
1.	Javon McCrea, 12-13	611
2.	Calvin Cage, 05-06	592
3.	John Blalock, 91-92	590
4.	Justin Moss, 14-15	579
5.	Rasaun Young, 97-98	554

Points Per Game		
1.	John Blalock, 91-92	21.1
2.	Rasaun Young, 97-98	19.8
3.	Rasaun Young, 96-97	19.6
T4.	Calvin Cage, 05-06	18.5
T4.	Javon McCrea, 13-14	18.5

Rebounds		
1.	Justin Moss, 14-15	303
2.	Javon McCrea, 13-14	286
T3.	Javon McCrea, 12-13	261
T3.	Yassin Idbihi, 06-07	261
5.	Kelvin Robinson, 94-95	244

Rebounds Per Game		
1.	Javon McCrea, 13-14	9.9
2.	Kelvin Robinson, 94-95	9.8
3.	Yassin Idbihi, 06-07	9.3
4.	Justin Moss, 14-15	9.2
5.	Darcel Williams, 01-02	8.0

Field Goals Made		
1.	Javon McCrea, 12-13	240
2.	Justin Moss, 14-15	203
3.	Javon McCrea, 13-14	202
4.	John Blalock, 91-92	193
5.	Javon McCrea, 11-12	190

Field Goals Attempted		
1.	Rodney Pierce, 09-10	458
2.	Calvin Cage, 05-06	440
T3.	Javon McCrea, 12-13	431
T3.	Rodney Pierce, 08-09	431
5.	Zach Filzen, 10-11	426

3-Pt. Field Goals Made		
1.	Zach Filzen, 10-11	110
2.	Zach Filzen, 11-12	97
3.	Mike Martinho, 95-96	94
T4.	Calvin Cage, 05-06	89
T4.	Mike Martinho, 96-97	89

3-Pt. Field Goals Attempted		
1.	Zach Filzen, 10-11	267
2.	Zach Filzen, 11-12	243
3.	Mike Martinho, 96-97	239
4.	Mike Martinho, 95-96	226
5.	Calvin Cage, 05-06	217

Free Throws Made		
T1.	John Blalock, 91-92	177
T1.	Rasaun Young, 97-98	177
3.	Rasaun Young, 96-97	174
4.	Justin Moss, 14-15	173
5.	Rasaun Young, 94-95	149

Free Throws Attempted		
1.	Rasuan Young, 96-97	250
2.	Rasaun Young, 97-98	244
3.	Justin Moss, 14-15	237
4.	John Blalock, 91-92	229
5.	Robert Brown, 00-01	222

Steals		
1.	Byron Mulkey, 10-11	85
2.	Devon Chambers, 92-93	75
3.	John Blalock, 91-92	70
4.	Modie Cox, 94-95	68
5.	Bernhard Wheeler, 95-96	66

Assists		
1.	Jarod Oldham, 11-12	183
2.	Modie Cox, 94-95	182
3.	John Boyer, 09-10	159
4.	Byron Mulkey, 10-11	154
5.	Jarod Oldham, 13-14	153
	Shannon Evans, 14-15	153

Blocked Shots		
1.	Javon McCrea, 12-13	89
2.	Kelvin Robinson, 94-95	80
3.	Mitchell Watt, 10-11	74
T4.	Kelvin Robinson, 93-94	68
T4.	Mitchell Watt, 11-12	68

Career Records

Games Played		
T1.	Mitchell Watt, 08-12	128
T1.	Javon McCrea, 10-14	128
3.	Titus Robinson, 08-12	125
T4.	Roderick Middleton, 02-06	122
T4.	Yassin Idbihi, 03-07	122
T4.	Jarryn Skeete, 12-16	122

Points Scored		
1.	Javon McCrea, 10-pres.	2,004
2.	Rasaun Young, 93-98	1,908
3.	Mike Martinho, 94-98	1,708
4.	Yassin Idbihi, 03-07	1,514
5.	Turner Battle, 01-05	1,414

Field Goals Made		
1.	Javon McCrea, 10-14	798
2.	Rasaun Young, 93-98	648
3.	Yassin Idbihi, 03-07	542
4.	Mike Martinho, 94-98	493
5.	Turner Battle, 01-05	491

Field Goals Attempted		
1.	Javon McCrea, 10-14	1,386
2.	Rasaun Young, 93-98	1,366
3.	Mike Martinho, 94-98	1,261
4.	Yassin Idbihi, 03-07	1,162
5.	Louis Campbell, 98-02	1,203

3-Pt. Field Goals Made		
1.	Mike Martinho, 94-98	328
2.	Zach Filzen 09-12	222
3.	Calvin Cage, 02-06	221
4.	Jarryn Skeete, 12-16	185
5.	Rodney Pierce, 07-10	137

3-Pt. Field Goals Attempted		
1.	Mike Martinho, 94-98	861
2.	Calvin Cage, 02-06	619
3.	Zach Filzen, 09-12	555
4.	Jarryn Skeete, 12-16	549
5.	Louis Campbell, 98-02	413

Free Throws Made		
1.	Rasaun Young, 93-98	568
2.	Javon McCrea, 10-14	407
3.	Mike Martinho, 94-98	394
4.	Yassin Idbihi, 03-07	366
5.	Turner Battle, 01-05	306

Free Throws Attempted		
1.	Rasaun Young, 93-98	828
2.	Javon McCrea, 10-14	653
3.	Mike Martinho, 94-98	492
4.	Yassin Idbihi, 03-07	472
5.	Turner Battle, 01-05	450

Rebounds		
1.	Javon McCrea, 10-14	988
2.	Yassin Idbihi, 03-07	844
3.	Calvin Betts, 06-10	717
4.	Mark Bortz, 01-05	606
5.	Mitchell Watt 08-12	565

Assists		
1.	Turner Battle, 01-05	458
2.	Jarod Oldham, 10-14	409
3.	Modie Cox, 92-95	391
4.	Louis Campbell, 98-02	383
5.	Greg Gamble, 05-09	292

Steals		
1.	Louis Campbell, 98-02	198
2.	Andy Robinson, 05-09	187
3.	Rasaun Young, 93-98	172
4.	Turner Battle, 01-05	170
5.	Javon McCrea, 13-14	164





Blocked Shots		
1.	Javon McCrea, 10-14	250
2.	Mitchell Watt, 08-12	196
3.	Kelvin Robinson, 93-95	148
4.	Mark Bortz, 01-05	127
5.	Yassin Idbihi, 03-07	101


2016-17 BUFFALO BULLS BASKETBALL



1,000 POINT SCORERS

Rk.	Name	Hometown	Years	Points
1.	Javon McCrea	Newark, NY	2010-14	2,004
2.	Rasaun Young	New Rochelle, NY	1993-98	1,908
3.	Jim Horne	Buffalo, NY	1951-55	1,833
4.	Mike Martinho	Rahway, NJ	1994-98	1,708
5.	Yassin Idbihi	Tangier, Morocco	2003-07	1,514
6.	Turner Battle	Kernersville, NC	2001-05	1,414
7.	Sam Pellom	Wilmington, NC	1974-78	1,403
8.	Louis Campbell	Rahway, NJ	1998-02	1,385
9.	Rob Middlebrooks	Binghamton, NY	1988-92	1,337
10.	Calvin Cage	Capitol Heights, MD	2002-06	1,314
11.	Curtis Blackmore	Selkirk, NY	1970-73	1,287
12.	Rick Coleman	Binghamton, NY	1987-91	1,280
13.	Rodney Pierce	Buffalo, NY	2007-10	1,235
14.	John Fitzpatrick	Hauppauge, NY	1979-83	1,221
15.	Harold Kuhn	Buffalo, NY	1949-52	1,065
16.	Mitchell Watt	Goodyear, AZ	2008-12	1,061
17.	Andy Robinson	Schenectady, NY	2005-09	1,019
18.	Jack Chalmers	Williamsville, NY	1948-51	1,003





Curtis Blackmore 1970-73


52

In three seasons at the University at Buffalo, Curtis Blackmore became one of the most prolific rebounders and scorers in school history. Blackmore's presence is still noticable in the UB record books, especially for rebounding.

Blackmore holds the school record with an incredible 32 rebounds in one game. He is second in career rebounds with 1,175 and holds the single season record with 427. Blackmore has two of the school's three 400-rebound seasons as he also recorded 403 in 1971-72. His 17.8 rebounds per game his senior year

still ranks as the best average in UB history.

Blackmore was named team Most Valuable Player in both the 1970-71 season and the 1972-73 season. He had a tryout with the Buffalo Braves team of the NBA following his career at UB. Blackmore was inducted into the UB Athletic Hall of Fame in 1982.



Jim Horne 1951-55


13

When Jim Horne finished his career playing for the University at Buffalo in 1955, he was the school's all-time leading scorer with 1,833 points. That record would stand for over 40 years, and he still ranks second in the school's all-time career scoring list.

Horne has three of the top four scoring averages for a single season for UB. He averaged 24.9 points per game his season year and also averaged 22.9 points his sophomore year and 20.7 points per game his junior season, all before the

inception of the three-point line.

A three-year captain for the Bulls, Horne was also a tenacious rebounder and ranks fifth in the UB records for career rebounds. He also ranks second in career free throws made with 497. Horne was inducted into the UB Athletic Hall of Fame in 1966.




Harold Kuhn 1949-52

19

Harold Kuhn was a two-year captain for the Bulls, and helped lead the Bulls to a 46-24 record during his career. In 1952, he was named the Dom Grossi Award recipient as the University at Buffalo's most outstanding athlete for his senior season.

Kuhn was the second player in UB history to total over 1,000 career points, finishing with 1,065. His 485 points scored his senior season still ranks as the seventh best all-time in school history for a single season. That same season, he

averaged 20.2 points per game, the fifth best average in UB history. As a senior, he was also named to the Western New York All-Star Team. Kuhn was inducted into the University at Buffalo Athletic Hall of Fame in 1968, the fourth year of inductions into the Hall of Fame.





RETIRED JERSEYS

50

SAM PELLOM

MEN'S BASKETBALL
1974-1978



Sam Pellom


1974-78

50

Sam Pellom played at UB from 1974-78 and is the only Buffalo player to play in the NBA, appearing in almost 200 games with the Atlanta Hawks and Milwaukee Bucks.

In his time at UB, Pellom became Buffalo's career leader in rebounding with 1,297, highlighted by a 1976 season in which he led the nation with 16.2 rebounds per game and was named an honorable mention All-American. He was also a fearless defender, blocking a program-record 375 shots. The franchise, as he was

fondly referred to, also ranks sixth in school history in scoring with 1,403 points. Pellom was inducted into the UB Athletic Hall of Fame in 1983.



UB Athletic Hall of Fame Members

Following are the 28 players and coaches who represent the men's basketball program as members of the UB Athletic Hall of Fame and the year they were inducted.

James Ailinger _____	1965	Harold Lewis _____	1984
Norb Baschnagel _____	2009	Edmund Malanowicz _____	1965
Turner Battle _____	2010	Mike Martinho _____	2004
Curtis Blackmore _____	1982	Robert Miske (Myszewski) _____	1984
Jack Chalmers _____	1980	Ed Muto (coach) _____	1982
Charlie Daniels _____	1983	Ken Parr _____	1999
Harold Dautch _____	1989	Sam Pellom _____	1983
Malcolm Eiken (coach) _____	1984	William Pryor _____	1986
Louis Farris _____	1967	Leonard Schrag _____	1986
Gary Hanley _____	1999	Len Serfustini (coach) _____	1978
Robert Harrington _____	1966	Marshall Stoll _____	1987
Jim Horne _____	1966	Thomas Syracuse _____	1986
Harold Kuhn _____	1968	Morley Townsend _____	1987
Dave Levitt _____	1999	Rasaun Young _____	2004



NIKE.COM/BASKETBALL