





University Information

School Name: _____ University at Buffalo
 Location: _____ Buffalo, NY
 Founded: _____ 1846
 Enrollment: _____ 29,049
 President: _____ Satish K. Tripathi
 Director of Athletics: _____ Danny White
 Athletics Phone: _____ 716-645-3141
 Nickname: _____ Bulls
 Colors: _____ Royal Blue and White
 Affiliation: _____ NCAA Division I
 Conference: _____ Mid-American
 Arena: _____ Alumni Arena
 Capacity: _____ 6,100

Coaching Information

Head Coach: _____ Bobby Hurley
 Alma Mater: _____ Duke (1993)
 Record at UB: _____ First Season
 Career Record: _____ Same
 Assistant Coach: _____ Levi Watkins
 Alma Mater: _____ North Carolina State (2005)
 Assistant Coach: _____ Eric Harrield
 Alma Mater: _____ Virginia
 Assistant Coach: _____ Nate Oats
 Alma Mater: _____ Marantha College (1998)
 Director of Basketball Operations _____ Ben Wood
 Alma Mater _____ Connecticut (2007)
 Secretary: _____ Mary Meyer
 Basketball Office Phone: _____ 716-645-3025

Mid-American Conference

Address: _____ 24 Public Square, 15th Floor
 _____ Cleveland, OH 44113
 Office Phone: _____ 216-566-4622
 Office Fax: _____ 216-696-2622
 Website: _____ www.mac-sports.com
 Commissioner _____ Dr. Jon A. Steinbrecher
 Asst. Commissioner/Media Relations: _____ Ken Mather
 Assoc. Dir. of Media Relations (MBB): _____ Jeremy Guy

Athletic Communications

Office Fax: _____ 716-645-6840
 Press Row: _____ 716-645-3360
 Asst. AD/Communications: _____ Jon Fuller
 e-mail: _____ jfuller3@buffalo.edu
 Associate Director/
 MBB Contact: _____ Brian Wolff
 Office: _____ 716-645-6993
 Cell: _____ 716-359-2750
 e-mail: _____ bcwolff@buffalo.edu

Team Information

All-Time Record _____ 1,069-1,051 (94 years)
2012-13 Record _____ 14-20
Conference Record _____ 7-9
Conference Finish _____ 4th, East Division
Conference Tournament _____ First Round -W vs. Central Michigan, 74-72 (OT)
 _____ Second Round - W vs. Ball State, 76-61
 _____ Quarterfinals - L vs. Kent State, 70-68
Lettermen Returning/Lost _____ 7/5
Starters Returning/Lost _____ 4/1

Returners

- **Javon McCrea, Sr, F, 6-7, 250**
18.0 ppg, 7.9 rpg, 89 blks
- **Will Regan, Jr, F, 6-8, 230**
11.5 ppg, 4.4 rpg, 41.6% 3pt
- **Jarod Oldham, Sr, G, 6-3, 185**
10.1 ppg, 5.3 rpg, 4.4 apg
- **Jarynn Skeete, So, G, 6-3, 175**
7.1 ppg, 3.5 rpg, 2.5 apg
- **Auraum Nuiriankh, Sr, G, 6-6, 200**
5.8 ppg, 5.1 rpg
- **Corey Raley-Ross, Sr, G, 6-3, 195**
1.2 ppg, 1.0 rpg
- **Xavier Ford, Jr, F, 6-7, 210**
3.2 ppg, 2.1 rpg

Newcomers

- Shannon Evans, Fr, G, 6-1, 170
- Joshua Frelove, Sr, G, 6-2, 180
- Jamir Hanner, Jr, F, 6-8, 210
- Justin Moss, So, G, 6-7, 240
- Deyshonee Much, Fr, G, 6-5, 170

2012-13 Inside the Numbers:

Home Record 9-6
 Away Record 4-10
 Neutral Record..... 1-4

 Leading at Half 10-6
 Trailing at Half..... 4-12
 Tied at Half..... 0-2
 Overtime Games..... 0-0

Games decided by:

0-3 points 3-6
 4-10 points 4-6
 11 or more points 7-8

When UB Scores:

59 or less points 2-8
 60-69 points 2-10
 70-79 points 7-1
 80-89 points 2-1
 90 or more points 1-0





Men's Basketball Information Guide

This information guide is intended to serve as a primary information source for writers, broadcasters, sports directors, sports editors, sports information directors and fans who follow the UB men's basketball team.

The University at Buffalo Athletic Communications Office is always interested in assisting members of the media in their coverage of UB men's basketball. Publicity and media information for men's basketball is handled by Athletic Communications Associate Director **Brian Wolff**. Weekly news releases, statistics, photographs and other materials are available to media outlets covering the Bulls' men's basketball team by contacting the UB Athletic Communications Office at **(716) 645-6993**.

Athletic Communications Office

The Athletic Communications Office is located on the ground floor of UB's Alumni Arena (Room 21). The easiest way to get there is to enter Alumni Arena take the elevator to the ground floor and look for Room 21 - next to athletic training room.

Interview Policy

All interviews with UB basketball players or coaches must be arranged through the UB Athletic Communications Office. In order to avoid any deadline conflicts, it is best to call two days in advance.

Game Day Services

Prior to each game, game notes and media guides for both teams will be available in the Alumni Arena Media Room. Food and refreshments will be served in the Alumni Arena Media Room one hour before tip-off.

Box scores will be available at halftime and immediately following each game. Updated boxes can be printed during the game upon request. Final game packets, including halftime and final boxes, and play-by-play will be available at the conclusion of each game.

Media Credentials

Please direct all requests for press row and photo credentials for University at Buffalo home games to Brian Wolff, Athletic Communications Associate Director, by calling (716) 645-6993. Requests can also be e-mailed to bcwolff@buffalo.edu. Please send in your request at least 48 hours in advance to ensure credentials being granted.

Media Parking

Parking for the media is free and available in the Alumni Arena service lot, located behind Alumni Arena. Media parking passes must be requested with credential requests and be made two weeks in advance for passes to be mailed.

Photographers

Photographers are allowed along each baseline. No photographers are allowed to take pictures at or behind the official scorers table or team benches without the prior approval of the UB Athletic Communications Office.

Visiting Radio

All visiting radio stations will receive two seats along press row near the visitor's bench. Phone lines will be available from a central hub location. Please notify the UB Communications Office two weeks prior to game day if you plan to broadcast the game.

Stat Monitors

Remote stat display monitors will be provided along press row during the game. One display will be provided for each radio station broadcasting the game as well as any television broadcast teams. Remaining display terminals will be provided for sports writers on press row.

Telephone/Fax Services

Telephone services are available to the media in the Media Room. The UB Athletic Communications Office fax is (716) 645-6840. The UB Athletics general fax number is (716) 645-3756. Both machines are available upon request.

Postgame Procedures

At the conclusion of the game, head coach Bobby Hurley, selected UB players, as well as the visiting head coach and players will be available in the Alumni Arena Media Room after a 10-minute cooling off period as sanctioned by the NCAA.

The UB lockerroom area will be CLOSED to the media after games. Any media requesting interviews with UB players should contact Brian Wolff or a member of the Athletic Communications Office near the end of the game so those players can be made available.

The order of interviews in the media room after games will be:

1. Visiting Coach/Players
2. Coach Hurley
3. UB players

Statistics will be available approximately 15 minutes after the game in the Media Room. Stats will also be available at halftime and during timeouts when requested.

Any other special requests should be directed to Brian Wolff at least 24 hours before game day.

Practice

The men's basketball team generally practices between 11:30 am - 2:00 pm on weekdays (TBA on weekends). Practices are closed to the public but open to all media wishing to conduct interviews. Head coach Bobby Hurley is generally available to media after the conclusion of practice. Please contact Brian Wolff in advance to arrange an interview.

Alumni Arena

The 6,100-seat Alumni Arena is the home of the UB men's basketball team. The Arena is located on UB's North campus in Amherst, approximately 15 minutes from downtown Buffalo. Members of the media needing to pick up a credential should enter Alumni Arena through the front entrance located one level above the main floor of the gym.

Athletic Communications Staff

Jon Fuller

Assistant AD / Communications
Office: 716-645-6762
Cell: 716-359-2728
jfuller3@buffalo.edu

Brian Wolff

Associate Director, Communications
(MBB Contact)
Office: 716-645-6993
Cell: 716-359-2750
bcwolff@buffalo.edu

Joe Kepler

Assistant Director, Communications
Office: 716-645-5523
jdkepler@buffalo.edu

Louis Spina

Assistant Director, Communications
Office: 716-645-6837
lspina@buffalo.edu

Paul Hokanson

Staff Photographer/Designer
Office: 716-645-6697
pdh3@buffalo.edu

Print Media

Buffalo News

One News Plaza
Buffalo, NY 14240
Phone: 716-849-4463
Fax: 716-849-4587
Contact: Rodney McKissic,
Amy Moritz, Bob DiCesare,
Jerry Sullivan

Tonawanda News

435 River Road
North Tonawanda, NY 14120
Phone: (716) 693-1000
Fax: (716) 693-0124
Contact: Matt Parrino

The Spectrum

University at Buffalo
Student Activity Center
Buffalo, NY 14260
Phone: (716) 645-2468
Fax: (716) 645-2766
Contact: Aaron Mansfield

Associated Press

One News Plaza
Buffalo, NY 14240
Phone: (716) 852-1051
Fax: (716) 438-2079
Contact: John Wawrow

Rochester Democrat and Chronicle

55 Exchange Blvd.
Rochester, NY 14614
Phone: (585) 232-7100
Fax: (585) 258-2776
Contact: Jim Mandelaro

Radio

WHL-D-AM

(Flagship Radio)
50 James E. Casey Dr.
Buffalo, NY 14206
Phone: 716-881-4555
Contact: John Hager

WGR-AM

500 Corporate Parkway
Buffalo, NY 14226
Phone: (716) 843-0220
Contact: Howard Simon

Television

WGRZ-TV (NBC)

259 Delaware Ave.
Buffalo, NY 14202
Phone: (716) 849-2219
Fax: (716) 849-7602
Contact: Stu Boyar, Adam
Benigni, Jonah Javid

WIVB-TV (CBS)

2077 Elmwood Ave.
Buffalo, NY 14202
Phone: (716) 879-4994
Fax: (716) 874-8173
Contact: Steve Vesey,
Lauren Brill

WKBW-TV (ABC)

7 Broadcast Plaza
Buffalo, NY 14202
Phone: (716) 840-7799
Fax: (716) 840-7793
Contact: Jeff Russo,
Shawn Stepner

YNN

355 Chicago St.
Buffalo, NY 14204
Phone: (716) 558-8999
Fax: (716) 558-8501
Contact: Andy Young

Time Warner Cable SportsNet

759 Indian Church Road
West Seneca, NY 14224
Phone: (716) 827-4289
Fax: (716) 558-8430
Contact: Rick Karnath

Radio Coverage

WHL-D-AM, 1270 radio in Buffalo

UB has partnered with Sport Radio 1270 The Fan to broadcast football and men's basketball games as well as other programming surrounding UB Athletics.

Sports Radio 1270 The Fan, a Cumulus Media Station and member of the CBS Sports Radio Network, airs popular national shows such as The John Feinstein Show, The Doug Gottlieb Show and Moore and Jones. The Rich Gaenzler Show airs weekdays from noon to 3:00 pm and features the best in local sports talk. When the 2013-14 athletics season begins, football head coach Jeff Quinn and men's basketball head coach Bobby Hurley will have a weekly show hosted by Gaenzler. In addition, UB student-athletes and coaches will be frequent guests on Gaenzler's show.

"This partnership enables us to showcase UB Athletics on one of the top media platforms in the Western New York region," UB Director of Athletics Danny White said. "Sports Radio 1270 The Fan is an exciting new sports radio station and the CBS Sports Radio format will help us broaden our messaging to a wide audience and enhance our brand."

Cumulus Media, which owns Sports Radio 1270 The Fan, also owns popular local stations such as 97 Rock, 103.3 The Edge and Classic Hits 104.1.

Sports Radio 1270 The Fan is carried by iHeartRadio, so fans can also catch all of the action both online and on smart phones.

"After launching Sports Radio 1270 The Fan in January, our first priority became securing a partnership with University at Buffalo Athletics," Cumulus Media Vice President Steve Bearance said. "Our local group of Cumulus radio stations, which includes 97 Rock, 103.3 The Edge, and Classic Hits 104.1, couldn't be more excited about being a part of the future success that the UB sports programs and alumni will bring to Western New York. Go Bulls!"



Josh Whetzel (right) and Pete Lonergan will call the action



BULLS LOOK FOR FRESH START AS BOBBY HURLEY ERA BEGINS

Legendary NCAA point guard **Bobby Hurley** begins his first season as head coach of the UB men's basketball team, looking to lead the Bulls to somewhere they have never been, the NCAA Tournament. With a diverse group that features some of the best players to put on a uniform in school history and a talented group of newcomers, this looks to be the group that can put the Bulls over the edge.

The veteran group begins with returning first-team All-MAC selection, senior **Javon McCrea**. UB's all-time single-season leading scorer, McCrea comes off a junior campaign where he scored 611 points, all coming from inside the three-point arc. McCrea has continued to work on his game, which included a stop as a counselor at the prestigious adidas Nations Basketball Tournament this summer. The Newark, NY native is within striking distance of the all-time scoring record and also should be a frontrunner for MAC Player of the Year honors. Most recently, McCrea was named to the Lou Henson Preseason All-American team, which is made up of the top Mid-Major players in the country.

McCrea is not the only returning frontcourt presence for the Bulls, who welcome back Buffalo native and Virginia transfer, **Will Regan**, who played his first season in a UB uniform last year. Regan saved his best game for one of UB's biggest, a second round victory in the MAC Tournament against Ball State. Regan poured in 36 points against the Cardinals, including five three-pointers.

Also returning up front for the Bulls this season is junior **Xavier Ford**, who averaged 3.2 points and 2.1 rebounds per game last year as a sophomore. Ford, who hails from Colorado Springs, CO., started one game in the 28 that he played last year.



JAVON MCCREA

The Bulls will also welcome a pair of newcomers up front, although one will have to sit out due to NCAA transfer rules. Sophomore **Justin Moss** will join the team after playing at Indian Hills Junior College last season. Moss, who is from Detroit, MI, played his high school ball at Romulus High School, under current UB assistant coach **Nate Oats**. Moss averaged 9.5 points and 5.1 rebounds last year at Indian Hills.

Jamir Hanner comes to the Bulls after playing the last two seasons at Marshall. Hanner will sit out this season due to transfer rules.

The UB backcourt will welcome back four players from a year ago and will add three newcomers for 2013-14.

Back after missing the second half of last season due to a wrist injury is senior **Jarod Oldham**. Oldham was on his way to having his best season of his career before being sidetracked by the injury. Oldham was averaging 10.1 points per game over the first 11 games, including a career-high 20 points against St. Bonaventure in the last game he would play all year.

Filling in for him and back for his second season is Brampton, Ontario native **Jarryn Skeete**. Skeete was named to the Mid-American Conference All-Freshman team last year after averaging 7.1 points, 3.5 rebounds and 2.5 assists per game. His averaged moved up to 10.2 points in conference games only.

A mainstay in the starting lineup last year at the three-guard position was senior **Auraum Nuiirankh**, who was known as one of the top one-on-one defenders in the league. He averaged 5.8 points, 5.1 rebounds and 2.4 assists per game last season. He had his first career double-double last year in a win over Central Michigan.

Also returning for his senior year is **Corey Raley-Ross**. Raley-Ross played in 25 games last year, making nine starts. He had a season-high seven points against Western Illinois. Raley-Ross continues to be one of the best all-around athletes on the team.

Joining the backcourt this year is a senior and a pair of freshmen. Alabama State transfer **Joshua Freelove** has one year of eligibility remaining with the Bulls. Last season, he led Alabama State and was 10th in the SWAC in scoring at 13.3 points per game, including 44 three-pointers.

Freshman **Shannon Evans** comes to UB from Suffolk, VA and played last season at the Hargrave Academy. At Hargrave, Evans tied the school record for three-pointers in a single game with 12. In high school, he averaged 19.0 points per game, leading his team to a 22-4 record. Evans is an extremely athletic player that will be looked upon to make an immediate impact on the floor.



JARRYN SKEETE & WILL REGAN

Joining Evans in the freshmen class is **Deyshonee Much** from Rochester, NY. Much played a season of Prep ball at Redemption Christian Academy, where he averaged 19.3 points, 4.4 rebounds and 3.4 assists per game. In high school, he averaged 21.0 points per game at Gate Chili. Much is a very long player, who will help out on the defensive end of the floor.

Coach Hurley has put together a staff that he believes will guide this group to the next level. **Levi Watkins** joins the staff after playing and remaining on the staff at NC State. Watkins specializes in working with the post players. As a player at NC State, the Wolfpack went to the NCAA Tournament all four years.

Eric Harrield joins the staff after coaching the last five years at St. Anthony's High School in New Jersey under Hall of Fame head coach Bob Hurley, Sr. Harrield also has success coaching at the AAU level and he will work with the post players.

Oats comes to UB from Romulus High School where he coached on the top high school programs in the region. Oats led the team to its first state title in 27 years last season.

Completing the staff is Director of Basketball Operations, **Ben Wood**, who comes over to Buffalo from Rhode Island where he worked on the staff with Coach Hurley and his brother Dan, who is the head coach at URI.

It is a new cast for the Buffalo men's basketball team, but it is one that combines the best veterans from a season ago with top-notch newcomers both on the floor and on the staff. It is this mix that will have the Bulls fighting for a MAC Championship come March.

2013-14 SCHEDULE



Date	Opponent	Location	Time
November			
Fri., 8	at Texas A&M	College Station, TX	8:00 pm
Wed. 13	at Niagara	Lewiston, NY	7:00 pm
Sat. 16	WEST VIRGINIA WESLEYAN	Alumni Arena	3:00 pm
Tue. 26	ROBERT MORRIS	Alumni Arena	7:00 pm
Sat. 30	DELAWARE STATE	Alumni Arena	2:00 pm
December			
Sat., 7	ST. BONAVENTURE	Alumni Arena	2:00 pm
Wed., 11	CANISIUS	First Niagara Center	TBA
Sat., 21	at Manhattan	Barclays Center (Brooklyn, NY)	3:00 pm
Mon., 23	BINGHAMTON	Alumni Arena	12:00 pm
Sun., 29	at Drexel	Philadelphia, PA	2:00 pm
January			
Fri., 3	SOUTH DAKOTA STATE	Alumni Arena	7:00 pm
Wed., 8	NORTHERN ILLINOIS*	Alumni Arena	7:00 pm
Sat., 11	EASTERN MICHIGAN*	Alumni Arena	2:00 pm
Wed., 15	at Toledo*	Toledo, OH	7:00 pm
Sat., 18	KENT STATE*	Alumni Arena	2:30 pm
Thu., 23	at Ball State*	Muncie, IN	8:00 pm
Sat., 25	at Northern Illinois*	DeKalb, IL	2:00 pm
Wed., 29	WESTERN MICHIGAN*	Alumni Arena	7:00 pm
February			
Sun., 2	at Bowling Green*	Bowling Green, OH	2:00 pm
Wed., 5	BALL STATE*	Alumni Arena	7:00 pm
Sat., 8	at Central Michigan*	Mt. Pleasant, MI	7:00 pm
Wed., 12	at Miami (OH)*	Oxford, OH	7:00 pm
Sat., 15	OHIO	Alumni Arena	2:30 pm
Wed., 19	AKRON*	Alumni Arena	7:00 pm
Sat., 22	at Kent State*	Kent, OH	12:00 pm
Wed., 26	at Ohio*	Athens, OH	7:00 pm
March			
Sat., 1	MIAMI (OH)*	Alumni Arena	12:00 pm
Tue., 4	at Akron*	Akron, OH	7:00 pm
Sat., 8	BOWLING GREEN*§	Alumni Arena	2:30 pm
Mon., 10	MAC Tournament First Round	Campus Sites	TBA
Wed., 12	MAC Tournament Second Round	Cleveland, OH	TBA
Thu., 13	MAC Tournament Quarterfinals	Cleveland, OH	TBA
Fri., 14	MAC Tournament Semifinals	Cleveland, OH	TBA
Sat., 15	MAC Tournament Championship	Cleveland, OH	TBA

§ This game may be played on Fri., Mar. 7

* Denotes Mid-American Conference game

All times are Eastern Standard

SCHEDULE BREAKDOWN

Home _____	16	Monday _____	1
Away _____	12	Tuesday _____	2
Neutral _____	1	Wednesday _____	9
		Thursday _____	1
Day _____	14	Friday _____	2
Night _____	14	Saturday _____	12
TBA _____	1	Sunday _____	2



TEAM ROSTER

2013-14 BUFFALO ROSTER

No.	Name	Pos	Cl.-El.	Ht	Wt	Hometown	High School/Previous School
1	Joshua Freelove	G	Sr.	6-2	180	North Lauderdale, FL	North Broward Prep/Alabama St.
2	Will Regan	F	Jr.	6-8	230	Buffalo, NY	Nichols/Virginia
3	Jarod Oldham	G	Sr.	6-3	185	Decatur, IL	Eisenhower
4	Jamir Hanner*	F	Jr.	6-8	210	Philadelphia, PA	Notre Dame Prep/Marshall
5	Corey Raley-Ross	G	Sr.	6-3	195	Charlotte, NC	Harding
10	Jarryn Skeete	G	So.	6-3	175	Brompton, Ontario	Wasatch Academy
11	Shannon Evans	G	Fr.	6-1	170	Suffolk, VA	Nansemond River/Hargrave Academy
12	Javon McCrea	F	Sr.	6-7	250	Newark, NY	Newark
15	Deyshonee Much	G	Fr.	6-5	170	Rochester, NY	Redemption Christian Academy
22	Auraum Nuiriankh	G/F	Sr.	6-6	200	Baltimore, MD	Arundel/Charis Prep
23	Justin Moss	F	So.	6-7	240	Detroit, MI	Romulus/Indian Hills
25	Xavier Ford	F	Jr.	6-7	210	Colorado Springs, CO	Harrison

*Will sit out 2013-14 season due to NCAA Transfer Rules

Head Coach: Bobby Hurley (1st season)

Assistants: Nate Oats, Levi Watkins, Eric Harrield

Director of Basketball Operations: Ben Wood

By Height	By Class	Pronunciation
6-8 _____ Will Regan Jamir Hanner	Freshman (2) _____ Shannon Evans Deyshonee Much	Jamir Hanner _____ Jah-meer Dayshonee Much _____ Day-shawn
6-7 _____ Xavier Ford Javon McCrea Justin Moss	Sophomore (2) _____ Justin Moss Jarryn Skeete	Auraum Nuiriankh _____ ORE-um new-AIRY-unk Jarod Oldham _____ Ja-Rod Oldam Jarryn Skeete _____ Jair-in Skeet
6-6 _____ Auraum Nuiriankh	Junior (3) _____ Jamir Hanner Will Regan	
6-5 _____ Dayshonee Much	Senior (5) _____ Joshua Freelove Xavier Ford Javon McCrea	
6-3 _____ Jarod Oldham Corey Raley-Ross Jarryn Skeete		
6-2 _____ Joshua Freelove		
6-1 _____ Shannon Evans		
By State/Country		
New York (3) _____ Javon McCrea (Newark) Deyshonee Much (Rochester) Will Regan (Buffalo)		
Colorado (1) _____ Xavier Ford (Colorado Springs)		
Illinois (1) _____ Jarod Oldham (Decatur)		
Maryland (1) _____ Auraum Nuiriankh (Baltimore)		
North Carolina (1) _____ Corey Raley-Ross (Charlotte)		
Canada (1) _____ Jarryn Skeete (Brompton)		
Virginia (1) _____ Shannon Evans (Suffolk)		
Pennsylvania (1) _____ Jamir Hanner (Philadelphia)		
Michigan (1) _____ Justin Moss (Detroit)		
Florida (1) _____ Joshua Freelove		



#1
Joshua Freelove
 G • Sr. • 6-2 • 180
 North Lauderdale, FL
 North Broward/Alabama St.



#2
Will Regan
 F • Jr. • 6-8 • 230
 Buffalo, NY
 The Nichols School/Virginia



#3
Jarod Oldham
 G • Sr. • 6-3 • 185
 Decatur, IL
 Eisenhower



#4
Jamir Hanner
 F • Jr. • 6-8 • 210
 Philadelphia, PA
 Notre Dame Prep/Marshall



#5
Corey Raley-Ross
 G • Sr. • 6-3 • 195
 Charlotte, NC
 Harding



#10
Jarryn Skeete
 G • So. • 6-3 • 175
 Brampton, Ontario
 Wasatch Academy/Bridgton



#11
Shannon Evans
 G • Fr. • 6-1 • 170
 Suffolk, VA
 Nansemond River/Hargrave



#12
Javon McCrea
 F • Sr. • 6-7 • 250
 Newark, NY
 Newark



#15
Deyshonne Much
 G • Fr. • 6-5 • 170
 Rochester, NY
 Gates Chili/Redemption Christian



#22
Auraum Nuiriankh
 G • Sr. • 6-6 • 200
 Baltimore, MD
 Arundel/Charis Prep



#23
Justin Moss
 F • So. • 6-7 • 240
 Detroit, MI
 Romulus/Indian Hills



#35
Xavier Ford
 F • Jr. • 6-7 • 210
 Colorado Springs, CO
 Harrison



Bobby Hurley
 Head Coach
 First Season



Levi Watkins
 Assistant Coach
 First Season



Eric Harrield
 Assistant Coach
 First Season



Nate Oats
 Assistant Coach
 First Season



Ben Wood
 Basketball Operations
 First Season



BOBBY HURLEY

Head Coach
1st Year • Duke, 1993

Bobby Hurley, one of the most iconic figures in college basketball history, has been named the 12th head men's basketball coach at the University at Buffalo.

He joins UB from the University of Rhode Island where he has

been serving as associate head coach.

"After reviewing a large and highly qualified national pool and following my conversations with some of the most respected figures in college athletics, Coach Hurley was clearly the choice to lead the next era of UB basketball," White said. "As we continue to foster our role as the flagship athletic department for the state of New York, the appointment of Coach Hurley sends a clear statement that the University at Buffalo is committed to bringing big time college athletics to the Western New York community and the state at large.

"Coach Hurley adds an exciting dynamic to our athletic program," White added. "He is one of the most accomplished players in college basketball history with a legacy that includes three Final Four appearances and winning two national championships. I'm confident, after our discussions, that he is the right leader to take our program to the next level. We couldn't be more proud to welcome Bobby, Leslie and their family to the Western New York community."

A first-team All-American in 1993, Hurley is best remembered for being the point guard at Duke – one of the best college basketball teams of all time. Along with Western New York native Christian Laettner, Hurley led the Blue Devils to three Final Four appearances and consecutive national championships in 1991 and 1992. Hurley still holds the NCAA record for career assists with 1,076.

Following his outstanding career at Duke, Hurley was selected by the Sacramento Kings with the seventh pick in the 1993 NBA Draft. He went on to play five years in the NBA with the Kings and Vancouver Grizzlies.

Hurley joined the Philadelphia 76ers as a scout in 2003 before venturing into private business. He was hired as an assistant coach at Wagner College in 2010 and spent two seasons with the Seahawks, playing a critical role in rebuilding the men's basketball team. He helped lead Wagner to a 25-6 record during the 2011-12 season – its best record in school history – before joining Rhode Island, where he was associate head coach this past season.

Hurley comes from a strong basketball lineage. His father, Bob, Sr., is a legendary coach in the high school ranks, leading perennial power St. Anthony's to 26 state championships and more than 1,000 wins in 39 years of coaching. He was inducted into the Naismith Memorial Basketball Hall of Fame in 2010. Hurley's brother, Dan, is the head men's basketball coach at Rhode Island, after a successful tenure at Wagner College and an outstanding prep school coaching career.

Hurley and his wife, Leslie, have two daughters, Cameron and Sydney, and a son, Bobby.

What They Are Saying About Bobby Hurley

"I am incredibly happy for Bobby and for the Buffalo Basketball program. What a great marriage it will be for Bobby to work with Danny White. The two will form an incredible team that will take Buffalo Basketball to another level of success. Bobby Hurley is as good of a competitor and the equal of any guard to play in the history of college basketball." – Mike Krzyzewski, Duke University Head Men's Basketball Coach

"I am excited for Bobby and the great opportunity he has ahead of him at the University at Buffalo. The last few years we have coached together have been special and I know he is ready for this next step. Buffalo is getting a great coach and an even better person." – Dan Hurley, Rhode Island Head Coach

"Buffalo has made an inspired hire in Bobby Hurley. Bobby is one of the most intense and courageous competitors I have ever been around, and he has a great feel for the game. He is a winner in every sense of the word, but he also has a refreshing humility and blue-collar approach. Bobby is a great person, and an outstanding young basketball coach. Buffalo just hit it out of the park by hiring Bobby." – Jay Bilas, ESPN

"I couldn't be happier for Bobby. It's my hometown, so I'm excited for the city of Buffalo and UB. You are getting a 'Class A' person and character and a 'Class A' in terms of basketball knowledge. I don't want to put pressure on him, but I'm expecting the basketball program to improve because Bobby is a great coach." – Christian Laettner, former Duke teammate

"My wife and I are extremely excited. I think the University, students and alumni are going to really enjoy how hard the team will play. Bobby has a lot of energy. After his three years of coaching with Danny, he's ready to take on this leadership role." – Bob Hurley, Sr., Hall of Fame Coach



BOBBY HURLEY - COLLEGE BASKETBALL'S ALL-TIME GREATEST POINT GUARD



- Guided Duke to three NCAA Final Four appearances
- Won two National Championships (1991,1992)
- 1992 Final Four Most Outstanding Player
- NCAA All-Time Leader in assists (1,076)
- His #11 Jersey was retired at Duke in 1993
- Named to the ACC 50th Anniversary Team
- 2011 inductee into the Duke Athletics Hall of Fame
- #7 Pick in the 1993 NBA Draft





LEVI WATKINS

Assistant Coach
1st Year • North Carolina State, 2005

Levi Watkins is entering his first season as an assistant coach at the University at Buffalo. He comes to Buffalo from North Carolina State, where he spent eight years in several capacities for the Wolfpack men's basketball program. Watkins served as both the director of

second round in three of his four years, including the Sweet Sixteen in his senior season.

"Levi is the complete package for what I'm looking for in an assistant," Hurley said. "He had a tremendous playing career in the DC area as a high school player and as a collegiate player at North Carolina State. He has transitioned very well into a variety of roles at a high-level program at NC State. I'm excited about him joining the staff and all that he'll bring to the table."

basketball operations and video coordinator in his time at NC State. During Watkins' tenure, the Wolfpack signed five Top 15 nationally-ranked recruiting classes and a total of seven McDonald's All-Americans. He also had the opportunity to work with, and for, 12 current or former Division I head coaches.

While playing at the prestigious Montrose Christian High School, Watkins was a 2001 Parade All-American and led his team to a final top 25 national ranking. As a senior, Watkins was named the Gatorade and USA Today Maryland State Player of the Year.

Watkins played for NC State from 2002-05. He helped lead the Pack to four consecutive NCAA tournaments, making NC State one of 21 teams in the country to do so at the time. NC State progressed to at least the

Watkins graduated from NC State with a bachelor's degree in business management in the spring of 2005. He and his wife Monica have two children, Levi III and Leah.



ERIC HARRIELD

Assistant Coach
1st Year • Virginia

Eric Harrield brings over 10 years of experience as a head or assistant coach to Buffalo. He spent the past five seasons as an assistant coach for the heralded St. Anthony's High School boy's basketball program where he worked alongside Hall of Fame coach Bob Hurley, Sr. He helped

His teams won every major national AAU tournament entered over the past two years.

"Eric specifically worked with the big men at St. Anthony's for a number of years and I have tremendous confidence in his abilities as a coach and as a recruiter of student-athletes, particularly in the Northeast," Hurley said. "He comes from a championship program with a lot of tradition and that is the type of culture we want to build here in Buffalo."

lead the Friars to consecutive state championships in 2011 and 2012 and the team had a stretch in which it won 83 straight games. He coached a number of prominent post players at St. Anthony's, including current UCLA standout Kyle Anderson.

Harrield also enjoyed a lot of success coaching at the AAU level as the head coach of the Sports U Elite Basketball Club based in New Jersey.



NATE OATS

Assistant Coach
1st Year • Marantha College, 1998

Nate Oats begins his first season with the Bulls. He comes to Buffalo from Romulus High School in Michigan, where he taught and coached one of the top high school basketball programs in the region.

Most recently, Oats completed his 11th season at Romulus, culminating in March when the school won its first state title in 27 years and finished the season 27-1. He was named the 2013 Detroit News State Coach of the Year, the Detroit Free Press State Coach of the Year, and BCAM State Coach of the Year.

Prior honors include 2009 Basketball Coaches Association of Michigan Class A Coach of the Year, the 2008 Detroit Free Press Metro Detroit Coach of the Year, and the 2005 Detroit News Metro Detroit Coach of the Year & Detroit Free Press Metro West Coach of the Year

In his time as head coach, he led the team to a 222-52 overall record and seven straight conference championships while going undefeated in conference play in the past four consecutive seasons. The team was ranked in the top 25 nationally on three different occasions (2010, 2011, 2013) and made the Michigan Class A Final Four five times. More importantly, he oversaw a program that had a 100 percent graduation rate and 40 of his 42 seniors at Romulus continuing on to college.

Before coaching at Romulus, he played college basketball and eventually became an assistant at Marantha College in Wisconsin from 1997 to 2000 while earning his bachelor's degree in mathematics. As a player, he was a captain and All-Conference performer. After that, he moved on to the University of Wisconsin-Whitewater from 2000-02.

Nate and his wife Crystal are the proud parents of three girls – Lexie, Jocie and Brielle.



BEN WOOD

Director of Basketball Operations
1st Year • UConn '07

Ben Wood will serve as the director of basketball operations after serving in a similar capacity at Rhode Island last year. Wood spent the 2012-13 season as the Rams' director of player development – running the team's video operations, coordinating film exchange

and opponent breakdowns and edits. He oversaw the team's community relations program, the staff of team managers, and served as the staff liaison with the academic services office.

Wood earned two degrees from the University of Connecticut where he served as the head manager for the men's basketball team. He was part of the staff that won the 2011 National Championship.

Prior to Rhode Island, Wood served in numerous capacities at Connecticut - most recently as the Huskies' head graduate manager. During his time in Storrs, UConn advanced to two Final Fours, winning the 2011 National

Championship, and three Elite Eight appearances. During his time at UConn, Wood was also a member of two Big East Championship teams (2006, 2011).

From 2007-11, Wood was the co-director of the Jim Calhoun Basketball Camp, which featured more than 1,200 youth aged 8-17 each year. Wood was responsible for hiring camp's coaches, administrative and support staff and worked with University Residential and Meal Services department to make all housing and meal arrangements.

Wood earned his bachelors and masters degrees in geography, in 2007 and 2009, respectively, from Connecticut.

"Ben is a future star in coaching. He is extremely bright and extremely organized and a terrific basketball mind," Hurley said. "He has been around high-level programs. I had a chance to work with him closely last year at Rhode Island and I feel tremendous that he is on the staff here at UB."

JAVON McCREA

Senior • 6-7 • 245
Newark, NY • Newark

12



CAREER HIGHS

- Points:** 33 vs. Kent State (1/16/13)
- Rebounds:** 16 vs. Toledo (2/13/13)
- Field Goals:** 15 at Milwaukee (12/5/12)
- 3-Point FG's:** 0
- Free Throws:** 15 vs. Kent State (1/16/13)
- Assists:** 6 - two times
- Steals:** 4 - three times
- Blocked Shots:** 8 at Kent State (2/27/13)



2012-13: Named first-team All-MAC... led the team in nearly every offensive category, and has improved his scoring, rebounding, assists, steals, and blocked shots from last season... named MAC East Player of the Week twice... had 11 double doubles, the most by a UB player since Yassin Idbihi had 13 in the 2006-07 season... finished second in the MAC in scoring (18.0), tied for third in rebounding (7.9), third in field goal percentage (.557), and second in blocked shots (89)... averaged 20.1 points per game, 9.1 rebounds, 2.8 blocks, 2.1 assists, and 1.3 steals in the conference season... set a program single-season record with 240 field goals made... tied for 17th nationally in blocked shots... in the single season UB record book, he currently ranks sixth in points, and third in blocks... owns the record for points scored by a junior... his 1,467 career points rank him fifth in program history... his 710 career rebounds are the fifth most in program history... scored in double figures for all but two games for the season... scored a career-high 33 points, making 15 free throws with 10 rebounds and four blocks against Kent State (1/16)... pulled down a career-high 16 rebounds, adding 14 points and four blocks in a blowout win over Toledo (2/13)... scored 32 points with 15 rebounds and eight blocks in an overtime loss at Kent State (2/27)... blocked four shots, made three steals, and scored 26 points in a blowout of nationally ranked Akron (3/2)... had 21 points and eight rebounds against Central Michigan (3/11)... pulled down his 11th double-double of the season, with 21 points and 11 rebounds (seven offensive) in a blowout win over Ball State in the MAC Tournament (3/13).

2011-12: Started all 31 games for the team, averaging 14.7 points and 6.9 rebounds per game... **All-MAC First Team...** led the team in scoring 12 times and in rebounding 11 times... finished sixth in the conference in scoring, fifth in rebounding (second in offensive rebounds with 2.8), sixth in blocks per game (1.2) and second in field goal percentage (.572)... scored 10 points or more in 24 game, including 14 of the final 15 games of the season... had 19 points, 10 rebounds and three blocks in a win over Cornell (11/16)... put in 17 points and 11 rebounds to go with six assists in a blowout win over Dayton (11/30)... played arguably the best game of his career against Youngstown State, matching his career high with 29 points on 14-17 shooting and adding a career-high 13 rebounds and three steals (12/10)... just two games later, he poured in 28 points as the Bulls came just shy of upsetting Temple



(12/28)... hit a career-best seven free throws en route to 25 points in a home win over Kent State (1/7)... led the charge in two straight conference road wins, with double doubles against Bowling Green (16 pts, 13 rebs) and Northern Illinois (14 pts, 12 rebs) (1/21, 1/28)... had another double double in a tough road win over Central Michigan, scoring 16 points and pulling down 10 rebounds while adding three assists and two blocked shots (2/8)... had a team high seven rebounds paired with 11 points in the regular-season finale against Bowling Green (3/3)... scored 18 points to lead the team to a win over American in the CIT postseason tournament (3/14).

2010-11: Proved to be not just one of the best freshman performers in the Mid-American Conference, but in all of college basketball... named the **Mid-American Conference Freshman of the Year and All-MAC Honorable Mention team**... tabbed as one of 21 players on the CollegelInsider.com Mid-Major Freshman All-America team... was a **finalist for the United States' U19 National Team**... served as the team's sixth man, averaging over 21 minutes per game while appearing in every game... finished 19th in the conference in points per game (11.8) and 8th in rebounds (6.5)... despite not being a starter, he led the team and the MAC in offensive rebounds (101), and led the team in rebounds per game (6.5) and finished third in points per game (11.8)... the team's top passing forward,

he ended up second on the team in assists, with 58 total... shot the lights out, leading the MAC in field goal percentage with a 63.1 clip... was a premier defender, averaging 1.33 steals and 1.67 blocked shots per game, good for 13th and 4th in the MAC, respectively... led the team in scoring eight times and led the team in rebounding 15 times... had 14 points on 6-for-6 shooting, 10 rebounds, four blocked shots and three steals in only 13 minutes of action against Navy (11/13)... just one week later, had another double-double after pulling down a season-high 12 rebounds and added 14 points and two steals against Towson (11/20)... wreaked havoc on Green Bay, scoring 13 points with 12 rebounds and five blocks in a win (12/11)... served notice to MAC rivals Bowling Green and Miami, putting up games of 18 points, nine rebounds, three blocks and two steals against the Falcons (1/8) and a season-high 26 points, nine rebounds, three steals and two blocks vs. the Redhawks (1/13)... helped the Bulls come back to beat Ohio on the road, scoring 21 points with eight rebounds and two blocks (1/22)... stuffed the stat sheet against Kent State, scoring 15 points with 11 rebounds, three blocks, four steals and three assists (2/24)... led the team in points (19) and rebounds (7) in a loss to Bowling Green (3/5)... put the team on his shoulders in the quarterfinal loss to Kent State, scoring 28 points and pulling down 13 rebounds (3/10)...

finished the season with one of his best games, scoring 29 points on 13 of 16 shooting and added 10 rebounds against Iona (3/22).

High School: Three-year letterwinner and two-year team captain for head coach Bob Havrilla at Newark High School...averaged 22 points, 14.6 rebounds and eight blocked shots per game his senior year...set the Section V single game record with 17 blocked shots in a game...is Newark High School's all-time leading scorer...2010 All-Greater Rochester Boys Basketball Player of the Year...Three-time Finger Lakes Player of the Year...Led the Reds to three league titles and a 23-2 record and conference championship in 2010.

Personal: Born November 5, 1992...favorite athlete is LeBron James...favorite television shows are Fresh Prince of Bel-Air and Everybody Hates Chris...chose UB because "it's a good school; it's close to home; the coaching staff"... three people I'd invite to dinner are LeBron James, Dwayne Wade and Chris Bosh...2011 UB Homecoming King.

JAVON MCCREA'S CAREER STATISTICS

Year	G-GS	FG-FGA	Pct.	3FG-FGA	Pct.	FT-FTA	Pct.	Reb.	Avg.	PF-DQ	A	TO	Blk.	St.	Pts.	Avg.
2010-2011	34-0	166-263	.631	0-0	.000	68-134	.507	220	6.5	78-2	58	71	58	43	400	11.8
2011-2012	31-31	190-332	.572	0-1	.000	76-136	.559	215	6.9	97-2	58	69	38	32	456	14.7
2012-2013	34-34	240-431	.557	0-1	.000	131-185	.708	267	7.9	101-1	69	99	89	45	611	18.0
TOTALS	99-65	596-1026	.581	0-2	.000	275-455	.604	702	7.1	276-5	185	239	185	122	1,467	14.8



CAREER HIGHS

- Points:** 18 vs. Central Michigan (1/30/13)
- Rebounds:** 15 at Milwaukee (12/5/12)
- Field Goals:** 6 at Milwaukee (12/5/12)
- 3-Point FG's:** 3 - three times
- Free Throws:** 12 vs. Central Michigan (1/30/13)
- Assists:** 7 at Kent State (2/27/13)
- Steals:** 2 - four times
- Blocked Shots:** 4 vs. Central Michigan (3/11/13)

AURAUM NUIRIANKH

22

Senior • 6-5 • 200
Baltimore, MD • Arundal



2012-13: Has earned a reputation as one of the best one-on-one defenders in the MAC, constantly matching up with the premier perimeter players on the opposing teams... averaged 5.8 points, 5.1 rebounds, and 2.4 assists per game... set a career high with six made field goals and 15 rebounds in a road win over Milwaukee (12/5)... scored 13 points with eight rebounds at Washington State... recorded his first career double-double in a blowout win over Central Michigan, hitting all 12 free throw attempts to score 18 points with 10 rebounds (1/30)... helped the team beat Northern Illinois with 10 points and 10 rebounds, also holding the Huskies' leading scorer in check (2/9)... blocked four shots to go with eight rebounds and five assists in a MAC Tournament win over Central Michigan (3/11).

2011-12: Earned the starting job mid way through the season, making 18 starts and appearing in 27 games... was a solid threat from deep, hitting 34.7 percent of his three pointers (17-49)... averaged 3.1 points and 2.2 rebounds per game... had five points and six rebounds (three offensive) in his first career start at Niagara (12/7)... posted career highs of 12 points and eight rebounds against Buffalo State, hitting two three pointers (1/4)... averaged eight points per game over a five-game stretch, capped off by an 11-point performance in a win over Central Michigan (2/8).

2010-11: Offers the team great length on defense and a strong jump shot... came on strong at the end of the season as a key reserve in each of the final eight games... averaged 1.8 points and 0.7 rebounds... scored four points and grabbed a rebound in the season opener vs. Navy (11/13)... went 2-2 from the line against Kent State (1/19)... saw extended time against Toledo, scoring four points and grabbing three rebounds (2/3)... played a season-high eight minutes



and hit a three pointer against Central Michigan (2/8)... scored four points and pulled down five rebounds against Bowling Green (3/5)... scored a season-high seven points in the season-ending loss to Iona in the CollegenInsider.com Tournament (3/22).

Prep School: Played at Charis Prep in North Carolina for head coach Carlos Peralta where he averaged 18 points and eight rebounds per game...helped lead Charis to a 35-6 record in 2009-10.

High School: A three-year letterwinner and two-year team captain for head coach Jeff Starr at Arundel High School...averaged 22.7 points and 11.8 rebounds per game as a senior...named *Baltimore Sun* All-Anne Arundel County First Team...participated in the Charm City Challenge in the Baltimore vs. United States game...also named to the All-Metro and All-County teams.

Personal: Born September 14, 1990...Son of Heterrsa Nuiriankh...has a brother, Tarahmes and a sister, Nusa Naqi...career goal is to have his own sports radio talk show...favorite quote "only the strong survive"... favorite thing about UB is the school size and the diversity it brings... cousin of Stu Jackson - Vice President of NBA Operations...If I had a million dollars I would donate it to cancer research in memory of my grandmother.

AURAUM NUIRIANKH'S CAREER STATISTICS

Year	G-GS	FG-FGA	Pct.	3FG-FGA	Pct.	FT-FTA	Pct.	Reb.	Avg.	PF-DQ	A	TO	Blk.	St.	Pts.	Avg.
2010-2011	17-0	13-26	.500	3-12	.250	2-3	.667	11	0.6	17-0	2	9	0	1	31	1.8
2011-2012	27-18	28-80	.350	17-49	.347	12-16	.750	60	2.2	17-0	13	22	1	5	85	3.1
2012-2013	34-34	57-193	.295	27-116	.233	55-75	.733	172	5.1	105-4	80	68	16	24	196	5.8
TOTALS	78-52	98-299	.327	47-177	.266	69-94	.734	243	3.1	139-4	95	99	17	30	312	4.0

JAROD OLDHAM

Senior • 6-3 • 185
Decatur, IL • Eisenhower

3



CAREER HIGHS

- Points:** 20 at St. Bonaventure (12/1/12)
- Rebounds:** 10 vs. Yale (11/17/12)
- Field Goals:** 7 at St. Bonaventure (12/1/12)
- 3-Point FG's:** 5 at St. Bonaventure (12/1/12)
- Free Throws:** 6 vs. Cornell (11/16/2011)
- Assists:** 11 at Temple (12/28/11)
- Steals:** 4 vs. Houghton (12/18/10)
- Blocked Shots:** 2 - four times



2012-13: Started in the first 11 games of the season before suffering a season-ending wrist injury in practice... showed promise of improved offensive production, averaging 10.1 points over the first 11 games... also averaged 5.3 rebounds and 4.4 assists per game... scored 16 points with ten rebounds and three steals against Yale (11/17)... scored a career-high 20 points with six assists and four rebounds at St. Bonaventure (12/1)... passed out seven assists to go with 18 points in a win over Niagara (12/8).

2011-12: Took the reins of the offense and became one of the top distributors in the conference, leading the league with 5.9 assists per game (183 total, 2.2 assist-to-turnover ratio) to go with his 4.7 points per game... **his assist total was the most by any UB player in the modern era (1991 to present)**, and the **fourth most in a single season in program history**... was a lockdown defender, picking a team-high 46 steals and blocking 16 shots, fourth most on the team... also ranked fourth on the team in rebounds, pulling down 4.3 per game... started in all 31 games... flirted with the program's first-ever triple double on multiple occasions, including a game against Cornell when he scored eight points and adding nine assists and seven rebounds (11/16)... dished out a career-high 11 assists with six rebounds against Temple (12/28)... scored 11 points and had nine assists, seven rebounds and three steals in a win over Akron (1/18)... passed out 10 assists in a blowout win over Eastern Michigan (1/24)... pulled down a career-high nine rebounds to go with six assists and six points in a comeback win over Toledo (2/4)... had 10 assists, six points and two steals to help the Bulls beat Miami (OH) (2/25)... scored a career-high 12 points, four rebounds and four assists in the team's CIT postseason tournament matchup against Oakland (3/17). **2010-11:** Earned extended playing time in his first season thanks to his physical play and terrific defense... played in 33 games and averaged 1.8 points and 1.8 rebounds per game... added 24 total steals and 25 assists... played nine minutes in the first



game of the year, scoring three points and adding three steals vs. Navy (11/13)... played 14 minutes against BYU, scoring four points and grabbing five rebounds (12/30)... helped ice a crucial conference win over Akron, making a steal and sinking two free throws in the waning seconds (1/16)... scored three points with five rebounds and two assists against Ohio (2/15)... played a terrific all-around game vs. Akron again, scoring six points with five rebounds and two steals (2/26)... scored eight points, pulled down five rebounds and had a block and a steal in a win over Quinnipiac in the Collegeinsider.com Postseason Tournament (3/14).

High School: A four-year letterwinner and two-year team-captain for head coach Jeremy Moore at Eisenhower High School...averaged 18 points, seven rebounds and five assists his senior season...named All-State Honorable Mention as well as All-Conference and All-County.

Personal: Born December 11, 1991...interests include listening to music...reason for choosing UB is the family environment and assistant coach Turner Battle...dream as a college athlete is to win the MAC Championship and make a run in the NCAA Tournament...three words that describe me are real, loyal and humble...career goal is to "play basketball as long as I can and then make Decatur, IL better any way possible."

JAROD OLDHAM'S CAREER STATISTICS

Year	G-GS	FG-FGA	Pct.	3FG-FGA	Pct.	FT-FTA	Pct.	Reb.	Avg.	PF-DQ	A	TO	Blk.	St.	Pts.	Avg.
2010-2011	33-0	21-61	.344	4-24	.167	12-19	.632	59	1.8	33-0	25	32	2	24	58	1.8
2011-2012	31-31	45-146	.308	14-59	.237	42-70	.600	133	4.3	67-1	183	85	16	46	146	4.7
2012-2013	11-11	39-99	.394	14-39	.359	19-32	.594	58	5.3	24-0	48	35	5	16	111	10.1
TOTALS	75-42	105-306	.343	32-122	.262	73-121	.603	250	3.3	124-1	256	152	23	86	315	4.2

COREY RALEY-ROSS

5

Senior • 6-3 • 190
Charlotte, NC • Harding



CAREER HIGHS

- Points:** 16 vs. Houghton (12/18/10)
- Rebounds:** 6 vs. Buffalo State (1/4/12)
- Field Goals:** 6 vs. Houghton (12/18/10)
- 3-Point FG's:** 1 - three times
- Free Throws:** 4 vs. Buffalo State (1/4/12)
- Assists:** 5 vs. Mansfield (11/24/12)
- Steals:** 3 vs. Houghton (12/18/10)
- Blocked Shots:** 3 vs. Yale (11/17/12)



2012-13: Has played in 25 games and has made nine starts... scored a season-high seven points with three rebounds against Western Illinois (11/16)... blocked three shots against Yale (11/17)... pulled down five rebounds at Canisius (11/20)... passed out five assists against Mansfield (11/24).

2011-12: Split time between the guard positions off the bench, appearing in 16 games... averaged 2.2 points and a rebound per game... scored a season-high 12 points and had career highs of six rebounds and four assists in a win over Buffalo State (1/4)... had two points, two rebounds and two assists in six minutes of play against Akron (1/18).

2010-11: Is an athletic guard who can jump out of the gym... saw action in nine games... appeared in the season opener against Navy, scoring one point, blocking a shot and grabbing an offensive rebound (11/13)... poured in 16 points against Houghton (12/18)... scored three points against Central Michigan, including a thunderous dunk off a fast break (2/8).

High School: A three-year team captain at Harding University High School for head coach Walter Aikens...averaged 25 points, five rebounds, three assists and three steals his senior seasons...a three-time All-State selection...named the Mega 7 Conference Player of the Year and All-Charlotte Observer Second Team as senior... played in the NC/SC All-Star Game.



Personal: Born October 8, 1991... Son of Robert Ross and Barbara Raley... has three sisters, Jalah, Sydney and Miciah and a brother, Brandis... hobbies include drawing, singing and dancing... chose UB because of the comfort and relationship he developed with the coaches... once faced Brandon Jennings in a game (Jennings scored 43, Raley-Ross scored 14)... also enjoys playing football, baseball and golf.



COREY RALEY-ROSS' CAREER STATISTICS

Year	G-GS	FG-FGA	Pct.	3FG-FGA	Pct.	FT-FTA	Pct.	Reb.	Avg.	PF-DQ	A	TO	Blk.	St.	Pts.	Avg.
2010-2011	9-0	7-15	.467	1-1	1.000	5-11	.455	5	0.6	3-0	1	6	2	3	20	2.2
2011-2012	17-0	13-32	.406	0-4	.000	9-12	.750	16	0.9	5-0	9	13	1	4	35	2.1
2012-2013	25-9	13-45	.289	2-14	.143	2-7	.286	25	1.0	17-0	21	20	7	7	30	1.2
TOTALS	51-9	33-92	.359	3-19	.158	16-30	.533	45	0.9	25-0	31	49	10	14	85	1.7



CAREER HIGHS

- Points:** 16 at Florida State (11/12/12)
- Rebounds:** 9 at Ohio (1/9/13)
- Field Goals:** 6 at Florida State (11/12/12)
- 3-Point FG's:** 0
- Free Throws:** 6 at Ohio (1/9/13)
- Assists:** 3 - two times
- Steals:** 3 vs. Miami (OH) (1/12/13)
- Blocked Shots:** 1- two times

XAVIER FORD

Junior • 6-7 • 210
Colorado Springs, CO • Harrison

35



2012-13: Played in 28 games, making one start... averages 3.3 points and 2.1 rebounds per game in just 10.2 minutes per game... averaged 13 points and 8.3 rebounds per 40 minutes... scored a career-high 16 points with four rebounds and three assists in 23 minutes at Florida State (11/12)... scored nine points with five rebounds and three assists in a win over Mansfield (11/24)... pulled down nine rebounds (seven offensive) and scored eight points at Ohio (1/9).

2011-12: A raw talent who showed the coaching staff and fans flashes of brilliance, he appeared in 15 games for the team and averaged 1.5 points and 1.5 rebounds... had three points and seven rebounds against Princeton (11/19)... played a season-high 16 minutes and scored four points with seven rebounds against Buffalo State (1/4)... with the team plagued by fouls, he pulled down three tough rebounds in the first half against Central Michigan (2/8).

High School: A four-year letterwinner and three-year team captain for Harrison High School where he played for head coach Jim Masterson...named a third-team *PARADE Magazine* All-American after averaging 27.4 points and 9.7 rebounds per game his senior season...Helped lead the Panthers to a 20-5 record in 2011...named first-team All-Conference and first-team All-League... selected to play in the Metro All-Star Game... a McDonald's All-America nominee in 2011.

Personal: Born January 20, 1993...also enjoys playing volleyball...favorite food is ribs... favorite athletes are Michael Jordan and Kevin Durant...if he could be on any reality show it would be Iron Chef...admires his grandparents...favorite thing about Buffalo is "my team".



XAVIER FORD'S CAREER STATISTICS

Year	G-GS	FG-FGA	Pct.	3FG-FGA	Pct.	FT-FTA	Pct.	Reb.	Avg.	PF-DQ	A	TO	Blk.	St.	Pts.	Avg.
2011-2012	16-0	7-24	.292	0-0	.000	10-23	.435	23	1.4	7-0	1	10	1	3	24	1.5
2012-2013	28-1	31-72	.431	0-0	.000	29-60	.483	60	2.1	47-0	12	38	3	12	91	3.3
TOTALS	44-1	38-96	.396	0-0	.000	39-83	.470	83	1.9	54-0	13	48	4	15	115	2.6



CAREER HIGHS

- Points:** 36 vs. Ball State (3/13/13)
- Rebounds:** 8 - four times
- Field Goals:** 11 vs. Ball State (3/13/13)
- 3-Point FG's:** 5 vs. Ball State (3/13/13)
- Free Throws:** 9 vs. Ball State (3/13/13)
- Assists:** 4 at Washington State (12/21/12)
- Steals:** 3 vs. Ball State (3/13/13)
- Blocked Shots:** 3 vs. Akron (3/2/13)

WILL REGAN

Junior • 6-8 • 230
Buffalo, NY • The Nichols School

2



2012-13: Shook off the rust after sitting out the 2011-12 season, and provided a much-needed scoring option for the team with 11.1 points and 4.4 rebounds per game... played in all 34 games, making 33 starts... averaged 13.6 points and 7.2 rebounds in the month of December... scored a season high 26 points with eight rebounds in a win over Niagara (12/8)... scored 17 points at Ball State, including the eventual game-winning shot in the waning seconds of the game (1/23)... scored 16 points with seven rebounds and a season high three blocks in an upset win over nationally ranked Akron (3/2)... scored 20 points with eight rebounds against Ohio (3/5)... scored at least 14 points in six of the final seven games of the season... scored 15 points with eight rebounds in the MAC Tournament's opening round win over Central Michigan (3/11)... poured in 25 of his career-best 36 points in the second half to lift the University at Buffalo men's basketball team to a 76-61 win over Ball State in the second round of the MAC Tournament (3/13)... **his 36 points were the eighth most by any MAC player in the tournament's history and the most ever by a UB player.**

2011-12: Sat out as a transfer from Virginia.

Previous College: Played one season at Virginia...played in 20 games and averaged 1.3 points and 0.9 rebound per game...shot 42.3 percent from the field...named to the 2011 All-ACC Academic Men's Basketball Team.

High School: A four-year letterwinner for head coach Greg Plumb at The Nichols School...2010 New York State Class A Player of the Year...Two-time *Buffalo News* Player of the Year... one of only seven individuals to earn the honor as a high school junior (the list includes Christian Laettner, Jonny Flynn and Paul Harris)...finished his career with 2,008 points, 1,360 rebounds...his 2,008 career points were a Monsignor Martin League career scoring record...led Nichols to the 2010 Class A Federation State Championship... finalist for the Gatorade New York Boys



Basketball Player of the Year Award and a McDonald's All-America nominee in 2010.

Personal: Son of Lawrence and Barbara...has two sisters, Kelly and Emily, and a brother, James...sister Kelly played basketball at Manhattan College (All-Conference), sister Emily rowed at Michigan State (All-American, All-Conference, Big Ten Athlete of the Year in rowing) and brother James played basketball at Daemen College...sophomore class president.



WILL REGAN'S CAREER STATISTICS

Year	G-GS	FG-FGA	Pct.	3FG-FGA	Pct.	FT-FTA	Pct.	Reb.	Avg.	PF-DQ	A	TO	Blk.	St.	Pts.	Avg.
2012-2013	34-33	132-276	.478	47-113	.416	65-83	.783	151	4.4	77-3	33	48	18	13	376	11.1
TOTALS	34-33	132-276	.478	47-113	.416	65-83	.783	151	4.4	77-3	33	48	18	13	376	11.1



CAREER HIGHS

- Points:** 19 at Akron (1/26/13)
- Rebounds:** 9 vs. Mansfield (11/24/12)
- Field Goals:** 6 - three times
- 3-Point FG's:** 3 vs. Notre Dame (OH) (12/28/12)
- Free Throws:** 6 - two times
- Assists:** 10 vs. Manhattan (2/23/13)
- Steals:** 3 at Akron (1/26/13)
- Blocked Shots:** 1 - three times

JARRYN SKEETE

Sophomore • 6-3 • 175
Brampton, Ontario • Wasatch Academy

10



2012-13: Moved from the bench to the starting lineup, and eventually earned the starting point guard job due to his maturity and solid decision-making... **named to the MAC All-Freshman Team...** averaged 7.1 points, 3.5 rebounds, and 2.5 assists per game... grew into a scoring role as the season has progressed, going from averaging just 1.4 points per game in November to 10.2 points per game in 16 conference matchups... scored 13 points with four rebounds at Ohio (1/9)... scored 16 points with six rebounds in a win over Bowling Green (1/19)... scored a career-high 19 points and added five assists at Akron (1/26)... scored 17 points with five rebounds in a win over Toledo (2/13)... posted his first career double-double with 11 points and 10 assists against Manhattan, becoming the first freshman to have 10 or more assists in a game since the 2006-07 season, and is one of only five players to have double-digit assists in a game since UB joined the MAC in 1998 (2/23)... continued to be a thorn in Akron's side, scoring 18 points with six assists and five rebounds in an upset win over the nationally ranked Zips (3/2).

Prep School: Played at Bridgton Academy in Maine for head coach Whit Lesure.

High School: Ranked the 39th best point guard in the class of 2012 according to ESPN... played his first three seasons at Cardinal Leger outside Toronto before playing his senior season at Wasatch Academy in Utah... averaged 18 points, four rebounds and 5.5 assists at Wasatch... named 1A All-State Most Valuable Player... played AAU ball for CIA Bounce for three years under coach Mike George.



Personal: Born April 16, 1993... son of Calvert and Taryn... has one brother, Justace, and one sister, Taysia... majoring in communications... favorite athletes are Muhammed Ali, Penny Hardaway, and LeBron James... favorite TV shows are Family Guy and The Fresh Prince... favorite movies are Superbad, Scarface, Blow, Carlito's Way, Training Day, and Rush Hour... dream vacation destination is Dubai... the celebrity most people say he looks like is singer/rapper Chris Brown... "The world is yours" is his favorite quote.



JARRYN SKEETE'S CAREER STATISTICS

Year	G-GS	FG-FGA	Pct.	3FG-FGA	Pct.	FT-FTA	Pct.	Reb.	Avg.	PF-DQ	A	TO	Blk.	St.	Pts.	Avg.
2012-13	33-25	78-223	.350	33-109	.303	45-64	.703	117	3.5	58-1	83	71	5	30	234	7.1
TOTALS	33-25	78-223	.350	33-109	.303	45-64	.703	117	3.5	58-1	83	71	5	30	234	7.1



JOSHUA FREELOVE

Senior • 6-2 • 180

North Lauderdale, FL • North Broward Prep


1

Previous School: Played at Alabama State in 2012-13, where he led the Hornets and ranked 10th in the SWAC in scoring, averaging 13.3 points per game... led Alabama State with 44 three-pointers, shot a team-best 80.4 percent from the free throw line and ranked second on the team in field goal percentage (.443)... signed with Toledo out of high school and

Personal: Full name is Joshua Brandon FreeLove...born September 18, 1990...Son of Gregory and Tangela FreeLove...Father serves as clinical manager for University of Miami's Bascom Palmer Eye Institute...Interests include poetry and listening to music on his Ipod...favorite movie is Remember the Titans and if he could play any other sport, it would be football.

averaged 4.3 points in 28 games his freshman season with the Rockets... following a coaching change, he transferred to Lewis and Clark Community College in Illinois before moving on to Alabama State.

High School: A 2009 graduate of North Broward Prep School... averaged 26.5 points, five rebounds and five assists per game as a senior... was named to the Miami Herald All-Broward Class 1A-3A First Team.



JAMIR HANNER

Junior • 6-8 • 210

Philadelphia, PA • Notre Dame Prep

4

Previous School: Played in 53 games over two seasons with the Thundering Herd... averaged 2.6 points and 2.4 rebounds while shooting 54 percent from the field as a freshman... As a sophomore last season, he averaged 3.6 points and 2.5 rebounds, playing just over nine minutes per contest... his career highs of 12 points and seven rebounds came against MAC

Personal: Born Oct. 12, 1991... Son of Delsene Hanner and Ravon Cummings... Has four siblings, Wydea, Nesha, Demarie and Ravon.

rival Ohio in 2012.

High School: Was a four-star recruit by Yahoo.com coming out of high school... attended Notre Dame Prep following a standout season at NIA Prep in Newark, NJ where he averaged 18 points and 13 rebounds per game... as a junior, he led South Philadelphia High School to the Public League Class AAAA title while averaging 20.1 points per game.



JUSTIN MOSS

Sophomore • 6-7 • 240

Detroit, MI • Romulus

23

Previous School: Played at Indian Hills Community College in Iowa... averaged 9.5 points and 5.1 rebounds in his lone season with the Falcons... shot 65 percent from the field and 77 percent from the free throw line.

Personal: Born June 19, 1993... son of Joel Moss and Carmen Evans... has one brother, Joshua... majoring in psychology... enjoys playing video games and drawing... dream vacation destination is Australia.

High School: Played at Romulus High School under current UB assistant coach Nate Oats... led the team to a 23-2 record and an appearance in the state quarterfinals as a senior... averaged 13.8 points and 9.3 rebounds per game... was named Detroit News Class A Third-Team All-State... played AAU ball for Team Pride and Common Bond.



SHANNON EVANS

Freshman • 6-1 • 170
Suffolk, VA • Nansemond River

11

Prep School: Spent one season at the prestigious Hargrave Military Academy, under head coach A.W. Hamilton... tied the school record for three pointers made in a game, with 12... led the team to an Elite Eight appearance.

Personal: Born July 19, 1994... son of Shannon and Armona Evans... has one sister, Ashley, and one brother, Myles... will major in business... favorite musician is Chief Keef... also recruited by Winthrop, Tennessee Tech, Jacksonville, Appalachian State, Norfolk State, High Point, and Gardner-Webb... played alongside current college basketball players Neville Fincher (Kansas State), Terry Rozier (Louisville), and Anton Gill (Louisville)... nickname is Hollywood... goal as a college athlete is to beat Coach Bobby Hurley's assist mark.

High School: Attended Nansemond River for high school, leading the Warriors to a 22-4

record as a senior while averaging 19 points, five assists and six rebounds per game... named first team All-Conference and All-City... led the team to three conference and city titles... also earned three letters in football... played AAU basketball for the VA Assault under coach Jerry McFarland.



DEYSHONNE MUCH

Freshman • 6-5 • 170
Rochester, NY • Gates Chili

15

Prep School: Spent a season at Redemption Christian Academy under coach Kevin Simmons... averaged 19.3 points, 4.4 rebounds and 3.4 assists per game... was one of RCA's best defenders, averaging 2.1 steals per game.

Personal: Born January 26, 1994... son of Guy and Tradineya Ramsahai... has two brothers, Kwamaine Much and Sincere Ramsahai, and one sister, De'Janik McDonald... volunteered at the Rochester Presbyterian Home... strangest habit is not leaving the gym without making his last shot.

High School: Averaged 21.0 points, 5.0 rebounds, 6.0 assists and 3.0 steals per game his senior season

under coach Chris Amesbury at Gates Chili... was a part of the 2012 Ronald McDonald House High School All-Star team... named second-team All-Greater Rochester... played AAU basketball for the East Coast Fusion and Franchise teams, coached by Joey Tisa and Junior Kemp.



2012-13 RESULTS

2012-13 Results

(Record: 14-20 Overall; 7-9 Mid-American; Home: 9-6; Away: 4-10; Neutral: 1-4)

Date	Opponent	Score	Att.	High Points	High Rebounds
11/10/12	PRINCETON	53-57 L	4450	(22)MCCREA, Javon	(8)MCCREA, Javon
11/12/12	at Florida State	68-95 L	6510	(17)MCCREA, Javon (17)WATSON, Tony	(4)MCCREA, Javon (4)REGAN, Will (4)FORD, Xavier
11/15/12	at Evansville	W 56-50	3572	(14)MCCREA, Javon	(8)MCCREA, Javon
11/16/12	vs Western Illinois	L 58-67		(13)REGAN, Will (13)MCCREA, Javon	(6)OLDHAM, Jarod
11/17/12	vs Yale	L 59-63		(17)MCCREA, Javon	(10)OLDHAM, Jarod
11/20/12	at Canisius	L 64-71	2196	(22)MCCREA, Javon	(6)REGAN, Will (6)MCCREA, Javon
11/24/12	MANSFIELD	W 76-57	2983	(15)REGAN, Will	(9)SKEETE, Jarryn
11/28/12	TEMPLE	L 39-54	3201	(14)MCCREA, Javon	(6)WATSON, Tony
12/01/12	at St. Bonaventure	L 79-82	4485	(20)OLDHAM, Jarod	(11)MCCREA, Javon
12/05/12	at Milwaukee	W 72-52	1776	(31)MCCREA, Javon	(15)NUIRIANKH, Auraum
12/08/12	NIAGARA	W 77-67	4012	(26)REGAN, Will	(8)REGAN, Will
12/21/12	vs Washington State	L 54-65	7269	(18)WATSON, Tony	(8)NUIRIANKH, Auraum
12/28/12	NOTRE DAME COLLEGE	W 84-64	2162	(17)MCCREA, Javon	(8)REGAN, Will
01/02/13	at Tulsa	L 57-63	3894	(22)MCCREA, Javon	(11)NUIRIANKH, Auraum (11)MCCREA, Javon
01/09/13	*at Ohio University	L 68-86	4846	(13)SKEETE, Jarryn (13)MCCREA, Javon	(9)FORD, Xavier
01/12/13	*MIAMI	L 57-58	3284	(19)MCCREA, Javon	(11)MCCREA, Javon
01/16/13	*KENT STATE	L 68-80	3057	(33)MCCREA, Javon	(10)MCCREA, Javon
01/19/13	*BOWLING GREEN	W 68-65	3026	(21)MCCREA, Javon	(14)MCCREA, Javon
01/23/13	*at Ball State	W 66-63	2965	(24)MCCREA, Javon	(7)MCCREA, Javon
01/26/13	*at Akron	L 64-68	5403	(19)SKEETE, Jarryn	(7)NUIRIANKH, Auraum (7)MCCREA, Javon
01/30/13	*CENTRAL MICHIGAN	W 91-73	2552	(21)DOWNING, Cameron	(10)NUIRIANKH, Auraum
02/02/13	*at Western Michigan	L 60-71	3312	(22)MCCREA, Javon	(10)MCCREA, Javon
02/06/13	*at Eastern Michigan	L 46-65	522	(15)MCCREA, Javon	(9)MCCREA, Javon
02/09/13	*NORTHERN ILLINOIS	W 59-54	4136	(16)MCCREA, Javon	(10)NUIRIANKH, Auraum
02/13/13	*TOLEDO	W 75-60	2338	(24)WATSON, Tony	(16)MCCREA, Javon
02/16/13	*at Miami	W 79-71	1067	(31)WATSON, Tony	(6)SKEETE, Jarryn (6)MCCREA, Javon
02/23/13	MANHATTAN	L 64-65	3172	(24)WATSON, Tony	(11)MCCREA, Javon
02/27/13	*at Kent State	Lot 81-83	2255	(32)MCCREA, Javon	(15)MCCREA, Javon
03/02/13	*AKRON	W 81-67	4204	(26)MCCREA, Javon	(7)REGAN, Will
3/5/13	*OHIO UNIVERSITY	L 69-72	3132	(20)REGAN, Will	(11)WATSON, Tony
03/08/13	*at Bowling Green	L 65-76	1478	(17)DOWNING, Cameron	(8)NUIRIANKH, Auraum
03/11/13	CENTRAL MICHIGAN	Wot 74-72	2309	(21)MCCREA, Javon	(8)NUIRIANKH, Auraum (8)REGAN, Will (8)MCCREA, Javon
03-13-13	#vs Ball State	W 76-61		(36)REGAN, Will	(11)MCCREA, Javon
03-14-13	#vs Kent State	L 68-70		(23)WATSON, Tony	(11)WATSON, Tony

* - Conference game

Attendance Summary	Games	Attend	Avg/Game
Home	15	48018	3201
Away	14	44281	3163
Neutral	5	7269	1454
Total	34	99568	2928



2012-13 Overall Stats

(Record: 14-20 Overall; 7-9 Mid-American; Home: 9-6; Away: 4-10; Neutral: 1-4)

#	Player	gp-gs	min	avg	Total		3-Point		F-Throw		Rebounds				pf	dq	a	to	blk	stl	pts	avg
					fg-fga	fg%	3fg-fga	3fg%	ft-fa	ft%	off	def	tot	avg								
12	MCCREA, Javon	34-34	1019	30.0	240-431	.557	0-1	.000	131-185	.708	110	157	267	7.9	101	1	69	99	89	45	611	18.0
02	REGAN, Will	34-33	929	27.3	132-276	.478	47-113	.416	65-83	.783	62	89	151	4.4	77	3	33	48	18	13	376	11.1
01	WATSON, Tony	31-18	1081	34.9	108-250	.432	77-185	.416	56-64	.875	6	89	95	3.1	49	0	113	47	0	24	349	11.3
10	SKEETE, Jarryn	33-25	928	28.1	78-223	.350	33-109	.303	45-64	.703	16	101	117	3.5	58	1	83	71	5	30	234	7.1
22	NUIRIANKH, Auraum	34-34	969	28.5	57-193	.295	27-116	.233	55-75	.733	41	131	172	5.1	105	4	80	68	16	24	196	5.8
33	DOWNING, Cameron	34-0	469	13.8	69-101	.683	0-0	.000	54-78	.692	35	39	74	2.2	103	3	21	44	9	6	192	5.6
03	OLDHAM, Jarod	11-11	365	33.2	39-99	.394	14-39	.359	19-32	.594	7	51	58	5.3	24	0	48	35	5	16	111	10.1
35	FORD, Xavier	28-1	286	10.2	31-72	.431	0-0	.000	29-60	.483	40	20	60	2.1	47	0	12	38	3	12	91	3.3
00	THOMAS-EDWARDS,	30-1	358	11.9	17-49	.347	9-29	.310	11-16	.688	10	61	71	2.4	40	0	14	30	3	7	54	1.8
05	RALEY-ROSS, Corey	25-9	240	9.6	13-45	.289	2-14	.143	2-7	.286	8	17	25	1.0	17	0	21	20	7	7	30	1.2
04	SEBUHARARA, Richie	20-4	173	8.7	7-19	.368	6-14	.429	4-4	1.000	2	4	6	0.3	8	0	15	10	0	4	24	1.2
34	MCPHAIL, Andre	10-0	33	3.3	3-9	.333	0-0	.000	1-3	.333	4	6	10	1.0	2	0	1	4	1	0	7	0.7
Team											48	53	101		1		11					
Total.....		34	6850		794-1767	.449	215-620	.347	472-671	.703	389	818	1207	35.5	632	12	510	525	156	188	2275	66.9
Opponents.....		34	6850		796-1896	.420	199-595	.334	496-692	.717	385	696	1081	31.8	614	-	416	388	109	252	2287	67.3

2012-13 Mid-American Conference Statistics

(Record: 7-9 Mid-American; Home: 5-3; Away: 2-6)

#	Player	gp-gs	min	avg	Total		3-Point		F-Throw		Rebounds				pf	dq	a	to	blk	stl	pts	avg
					fg-fga	fg%	3fg-fga	3fg%	ft-fa	ft%	off	def	tot	avg								
12	MCCREA, Javon	16-16	525	32.8	126-218	.578	0-1	.000	64-97	.660	59	82	141	8.8	45	1	32	52	45	22	316	19.8
01	WATSON, Tony	16-14	604	37.8	54-125	.432	39-93	.419	37-40	.925	2	46	48	3.0	21	0	55	26	0	7	184	11.5
10	SKEETE, Jarryn	16-16	579	36.2	55-141	.390	21-64	.328	35-47	.745	6	65	71	4.4	35	1	49	39	2	19	166	10.4
02	REGAN, Will	16-16	413	25.8	56-137	.409	18-62	.290	24-33	.727	23	35	58	3.6	38	2	16	20	8	4	154	9.6
33	DOWNING, Cameron	16-0	236	14.8	41-59	.695	0-0	.000	35-48	.729	12	21	33	2.1	48	2	10	19	4	4	117	7.3
22	NUIRIANKH, Auraum	16-16	478	29.9	25-86	.291	9-48	.188	38-49	.776	21	66	87	5.4	50	1	47	37	4	14	97	6.1
35	FORD, Xavier	13-0	107	8.2	9-21	.429	0-0	.000	12-23	.522	16	8	24	1.8	23	0	3	18	2	6	30	2.3
00	THOMAS-EDWARDS,	13-0	112	8.6	3-11	.273	3-8	.375	9-12	.750	3	19	22	1.7	8	0	3	9	0	0	18	1.4
04	SEBUHARARA, Richie	10-2	86	8.6	4-12	.333	3-8	.375	0-0	.000	2	3	5	0.5	6	0	8	8	0	3	11	1.1
05	RALEY-ROSS, Corey	11-0	76	6.9	1-7	.143	0-2	.000	2-6	.333	4	3	7	0.6	3	0	8	4	2	1	4	0.4
34	MCPHAIL, Andre	4-0	9	2.3	0-1	.000	0-0	.000	0-2	.000	1	5	6	1.5	0	0	0	2	0	0	0	0.0
Team											23	28	51				4					
Total.....		16	3225		374-818	.457	93-286	.325	256-357	.717	172	381	553	34.6	277	7	231	238	67	80	1097	68.6
Opponents.....		16	3225		395-911	.434	91-267	.341	231-315	.733	184	330	514	32.1	315	-	201	172	54	123	1112	69.5

2012-13 Mid-American Conference Final Standings

EAST DIVISION School	Conference				Overall			
	W-L	Pct.	PF	PA	W-L	Pct.	PF	PA
Akron	14-2	.875	69.9	61.2	26-7	.788	71.8	62.8
Ohio	14-2	.875	73.9	65.1	24-10	.706	72.5	64.5
Kent State	9-7	.563	72.1	68.1	21-14	.600	71.0	67.8
Buffalo	7-9	.438	68.6	69.5	14-20	.412	66.9	67.3
Bowling Green	7-9	.438	61.8	62.6	13-19	.406	62.8	63.5
Miami	3-13	.188	60.7	68.0	9-22	.290	63.0	68.6

WEST DIVISION School	Conference				Overall			
	W-L	Pct.	PF	PA	W-L	Pct.	PF	PA
Western Michigan	10-6	.625	67.1	62.5	22-13	.629	67.0	63.9
Toledo	10-6	.625	68.4	67.4	15-13	.536	68.9	68.2
Ball State	8-8	.500	65.4	67.6	15-15	.500	65.2	68.0
Eastern Michigan	7-9	.438	56.4	56.8	16-18	.471	56.6	59.1
Central Michigan	4-12	.250	66.6	72.1	11-20	.355	67.5	71.8
Northern Illinois	3-13	.188	52.8	62.6	5-25	.167	54.0	62.8

All-MAC Men's Basketball All-Conference Teams

First Team	School
Javon McCrea _____	Buffalo
Zeke Marshall _____	Akron
Chris Evans _____	Kent State
Rian Pearson _____	Toledo
D.J. Cooper _____	Ohio

Second Team	School
Demetrius Treadwill _____	Akron
Jauwan Scaife _____	Ball State
A'ustin Callhoun _____	Bowling Green
Kyle Randall _____	Central Michigan
Shayne Whittington _____	Western Michigan

Third Team	School
Majok Majok _____	Ball State
Randal Holt _____	Kent State
Walter Offutt _____	Ohio
Reggie Keely _____	Ohio
Julius Brown _____	Toledo

Honorable Mention	School
Alex Abreu _____	Akron
Jordon Crawford _____	Bowling Green
Glenn Bryant _____	Eastern Michigan
Will Felder _____	Miami
Nate Hutcheson _____	Western Michigan

All-Freshman Team	School
Jake Kretzer _____	Akron
Jarryn Skeete _____	Buffalo
Chris Fowler _____	Central Michigan
Nathan Boothe _____	Toledo
Darius Paul _____	Western Michigan

All-Academic Team	School
Brian Walsh _____	Akron
Jauwan Scaife _____	Ball State
Will Regan _____	Buffalo
Walter Offutt _____	Ohio
Brandon Pokley _____	Western Michigan

Individual Honors

Coach of the Year:
Keith Dambrot, Akron

Player of the Year:
D.J. Cooper, Ohio

Defensive Player of the Year:
Zeke Marshall, Akron

Freshman of the Year:
Darius Paul, Western Michigan

Sixth Man of the Year:
David Brown, Western Michigan

2013 Award Winners



Javon McCrea
All-MAC First Team



Jarryn Skeete
All-MAC Freshman Team



Will Regan
All-MAC Academic



All-Time MAC Standings (Conference Games)

School	Seasons	Wins	Losses	Pct.
Akron	20	189	175	.519
Ball State	38	347	294	.541
Bowling Green	60	467	422	.525
Buffalo	15	99	157	.387
Central Michigan	41	266	421	.387
Eastern Michigan	40	286	371	.435
Kent State	62	437	490	.471
Miami	66	600	359	.626
Northern Illinois	27	182	275	.398
Ohio	67	646	428	.601
Toledo	62	502	427	.540
Western Michigan	66	445	511	.465

All-Time MAC Tournament Records

School (Titles)	Appearances	Wins	Losses	Pct.
Akron (3)	16	20	13	.606
Ball State (7)	32	37	25	.596
Bowling Green	31	18	31	.367
Buffalo	14	11	14	.440
Central Michigan (2)	21	14	19	.437
Eastern Michigan (4)	32	24	28	.462
Kent State (5)	31	34	26	.567
Miami (4)	32	37	28	.569
Northern Illinois (1)	19	9	18	.333
Ohio (6)	32	36	26	.581
Toledo (1)	30	25	27	.480
Western Michigan (1)	28	20	27	.426

MAC Post-Season Honors

Player of the Year

- 2013 - D.J. Cooper, Ohio
- 2012 - Mitchell Watt, Buffalo**
- 2011 - Justin Greene, Kent State
- 2010 - David Kool, Western Michigan
- 2009 - Michael Bramos, Miami
- 2008 - Al Fisher, Kent State
- 2007 - Romeo Travis, Akron
- 2006 - DeAndre Haynes, Kent State
- 2005 - Turner Battle, Buffalo**
- 2004 - Mike Williams, Western Michigan
- 2003 - Chris Kaman, Central Michigan
- 2002 - Keith McLeod, Bowling Green
- 2001 - David Webber, Central Michigan
- 2000 - Anthony Stacey, Bowling Green
- 1999 - Wally Szczerbiak, Miami
- 1998 - Bonzi Wells, Ball State
- 1997 - Antonio Daniels, Bowling Green
- 1996 - Bonzi Wells, Ball State
- 1995 - Gary Trent, Ohio
- 1994 - Gary Trent, Ohio
- 1993 - Gary Trent, Ohio
- 1992 - Lewis Geter, Ohio
- 1991 - Marcus Kennedy, Eastern Michigan
- 1990 - Dave Jamerson, Ohio
- 1989 - Paul Graham, Ohio
- 1988 - Grant Long, Eastern Michigan
- 1987 - Booker James, Western Michigan
- 1986 - Ron Harper, Miami
- 1985 - Ron Harper, Miami
- 1984 - Jon Deveraux, Ohio
- 1983 - Ray McCallum, Ball State
- 1982 - Melvin McLaughlin, Central Michigan
- 1981 - Harvey Knuckles, Toledo
- 1980 - Jim Swaney, Toledo
- 1979 - Paul Dawkins, Northern Illinois
- 1978 - Archie Aldridge, Miami
- 1977 - Matt Hicks, Northern Illinois
- 1976 - Jeff Tyson, Western Michigan
- 1975 - Dan Roundfield, Central Michigan
- 1974 - Walter Luckett, Ohio
- 1973 - Tom Kozelko, Toledo
- 1972 - Tom Kozelko, Toledo
- 1971 - Ken Kowall, Ohio
- 1970 - Jim Penix, Bowling Green
- 1969 - Steve Mix, Toledo
- 1968 - Fred Foster, Miami

Coach of the Year

- 2013 - Keith Dambrot, Akron
- 2012 - Rob Murphy, Eastern Michigan
- 2011 - Geno Ford, Kent State
- 2010 - Geno Ford, Kent State
- 2009 - Louis Orr, Bowling Green

- 2008 - Jim Christian, Kent State
- 2007 - Stan Joplin, Toledo
- 2006 - Jim Christian, Kent State
- 2005 - Charlie Coles, Miami
- 2004 - Reggie Witherspoon, Buffalo**
- 2003 - Jay Smith, Central Michigan
- 2002 - Stan Heath, Kent State
- 2001 - Jay Smith, Central Michigan
- 2000 - Gary Waters, Kent State
- 1999 - Gary Waters, Kent State
- 1998 - Dan Hipsher, Akron
- 1997 - Jim Larranaga, Bowling Green
- 1996 - Ben Braun, Eastern Michigan
- 1995 - Herb Sendek, Miami
- 1994 - Larry Hunter, Ohio
- 1993 - Joby Wright, Miami
- 1992 - Bob Donewald, Western Michigan
- 1991 - Ben Braun, Eastern Michigan
- 1990 - Jim McDonald, Kent State
- 1989 - Rick Majerus, Ball State
- 1988 - Ben Braun, Eastern Michigan
- 1987 - Charlie Coles, Central Michigan
- 1986 - Jerry Peirson, Miami
- 1985 - Danny Nee, Ohio
- 1984 - Darrell Hedric, Miami
- 1983 - Danny Nee, Ohio
- 1982 - Steve Yoder, Ball State
- 1981 - Steve Yoder, Ball State
- 1980 - Bob Nichols, Toledo
- 1979 - Bob Nichols, Toledo
- 1978 - Jon Weinert, Bowling Green
- 1977 - John McDougal, Northern Illinois
- 1976 - Eldon Miller, Western Michigan
- 1975 - Dick Parfitt, Central Michigan
- 1974 - Bob Nichols, Toledo
- 1973 - Darrell Hedric, Miami
- 1972 - Jim Snyder, Ohio
- 1971 - Darrell Hedric, Miami
- 1970 - Jim Snyder, Ohio

Sixth Man Award

- 2013 - David Brown, Western Michigan
- 2012 - Quincy Diggs, Akron
- 2011 - Carlton Guyton, Kent State
- 2010 - Anthony Simpson, Kent State
- 2009 - Brett McKnight, Akron
- 2008 - Brian Moten, Bowling Green
- 2007 - Cedrick Middleton, Akron
- 2006 - Kevin Warzynski, Kent State
- 2005 - Mark Bortz, Buffalo**
- 2004 - Reggie Berry, Western Michigan
- 2003 - Whitney Robinson, Central Michigan

Freshman of the Year

- 2013 - Darius Paul, Western Michigan
- 2012 - Julius Brown, Toledo
- 2011 - Javon McCrea, Buffalo**
- 2010 - D.J. Cooper, Ohio
- 2009 - Jarrod Jones, Ball State
- 2008 - Darion Anderson, Northern Illinois
- 2007 - David Kool, Western Michigan
- 2006 - Maurice Acker, Ball State
- 2005 - Leon Williams, Ohio
- 2004 - Justin Ingram, Toledo
- 2003 - Sammy Villegas, Toledo
- 2002 - Ben Reed, Western Michigan
- 2001 - Terry Reynolds, Toledo
- 2000 - Theron Smith, Ball State
- 1999 - Mike Manciel, Central Michigan
- 1998 - Travis Young, Marshall
- 1997 - Jimmel Ball, Akron
- 1996 - Anthony Stacey, Bowling Green
- 1995 - Bonzi Wells, Ball State
- 1994 - Antonio Daniels, Bowling Green
- 1993 - Gary Trent, Ohio
- 1992 - Shan Kline-Ruminski, Bowling Green
- 1991 - Rush Floyd, Ohio
- 1990 - Craig Michaelis, Miami
- 1989 - Harold Walton, Kent State
- 1988 - Lorenzo Neely, Eastern Michigan
- 1987 - Trimill Haywood, Miami
- 1986 - Paul Graham, Eastern Michigan
- 1985 - Kenny Battle, Northern Illinois
- 1984 - Booker James, Western Michigan
- 1983 - Ron Harper, Miami
- 1982 - Ken Epperson, Toledo
- 1981 - Tim Reiser, Toledo
- 1980 - Ray McCallum, Ball State
- 1979 - Allen Rayhorn, Northern Illinois

Defensive Player of the Year

- 2013 - Zeke Marshall, Akron
- 2012 - Zeke Marshall, Akron
- 2011 - Michael Porrini, Kent State
- 2010 - Jimmy Conyers, Akron
- 2009 - Nate Linhart, Akron
- 2008 - Haminn Quaintance, Kent State
- 2007 - Kashif Payne, Toledo
- 2006 - James Hughes, Northern Illinois
- 2005 - Chet Mason, Miami
- 2004 - John Edwards, Kent State
- 2003 - Chris Kaman, Central Michigan
- 2002 - Demetric Shaw, Kent State
- 2001 - Demetric Shaw, Kent State
- 2000 - Rob Mestas, Miami
- 1999 - Robert Kizer, Toledo
- 1998 - Bonzi Wells, Ball State
- 1997 - DeMar Moore, Bowling Green



2012-13 GAME RECAPS

PRINCETON 57, BUFFALO 53

Nov. 10, 2012 * BUFFALO, NY
ATTENDANCE: 4,450

PRINCETON (1-0)										
Name	M	FG-A	3M-A	FT-A	REB	PF	A	S	TP	
Barrett	33	4-9	3-7	9-10	9	2	1	2	20	
Hummer	30	5-14	0-0	2-3	6	4	7	1	12	
Connolly	25	4-6	0-0	0-0	2	5	2	1	8	
Bray	37	2-12	0-7	1-1	5	0	6	3	5	
Clement	16	0-2	0-2	0-0	3	2	0	0	0	
Wilson	25	4-8	3-7	0-0	0	1	1	0	11	
Koon	7	0-3	0-0	0-0	1	0	0	0	0	
Darrow	15	0-3	0-0	0-0	0	1	0	0	0	
Brase	11	0-1	0-0	1-2	3	4	0	1	1	
Team					4					
TOTALS	200	19-55	6-23	13-16	33	19	17	8	57	

BUFFALO (0-1)										
Name	M	FG-A	3M-A	FT-A	REB	PF	A	S	TP	
Regan	33	2-3	2-2	1-2	5	2	1	0	7	
McCrea	26	6-14	0-0	10-12	8	4	0	2	22	
Oldham	37	2-5	1-2	2-2	6	0	3	0	7	
Raley-Ross	12	0-3	0-0	0-0	1	3	0	0	0	
Nuiriankh	23	0-5	0-3	2-2	2	4	2	0	2	
Thomas-Edwards	17	0-2	0-0	0-0	3	2	1	0	0	
Watson	31	4-7	2-4	0-0	3	0	0	1	10	
Downing	10	0-1	0-0	2-2	2	4	1	1	2	
Ford	11	1-3	0-0	1-2	3	0	0	0	3	
Team					4					
TOTALS	200	15-43	5-11	18-22	37	19	8	4	53	

Princeton	22	35	57
Buffalo	21	32	53

BUFFALO, NY – The University at Buffalo men's basketball team dropped its home opener to Princeton, 57-53, at Alumni Arena on Saturday afternoon.

The Bulls got off to a sluggish start, not scoring their first points until the 12:08 mark of the first half. However, UB played solid defense and only trailed, 7-2, at that point. The Bulls kept fighting and trailed 22-21 at the half. Hampered by foul trouble, **Javon McCrea** was limited to just six minutes in the first half and was held to zero points and one rebound.

That all changed in the second half when the junior All-MAC forward exploded for 22 points, seven rebounds and three blocks. McCrea scored the Bulls' first 11 points of the second half and UB led 30-26 with 13:57 remaining.

Buffalo led 35-32 with 12:16 left, when Princeton mounted a 12-2 scoring run to turn a two-point deficit into a 44-37 lead with 8:44 remaining.

Trailing 54-49, Buffalo made one last charge. **Tony Watson** drained a three-pointer from the top of the key to cut the Princeton lead to 54-52 with 1:27 left. McCrea came up with a huge block at the other end to give the ball back to UB. McCrea was able to make one of two free throws and the Bulls trailed 54-53 with 41 seconds remaining.

But Princeton's Will Barrett would silence the UB faithful as he hit a three-pointer with 10 seconds left to seal the win for the Tigers.

Watson scored 10 points, including a pair of three-pointers. Making his UB debut, **Will Regan** finished with seven points and five rebounds. **Jarod Oldham** had seven points, six rebounds, three assists and two of Buffalo's seven blocked shots.

"It started off as a sloppy game, but I thought both teams played really hard," head coach Reggie Witherspoon said. "It had a lot of those symptoms of the first game - decisions made by adrenaline, at least for us. I think they did a pretty good job passing the ball. Overall, I think it was really good opportunity for our guys to learn against a really good opponent."

FLORIDA STATE 95, BUFFALO 68

Nov. 12, 2012 * TALLAHASSEE, FL
ATTENDANCE: 6,510

BUFFALO (0-2)										
Name	M	FG-A	3M-A	FT-A	REB	PF	A	S	TP	
McCrea	29	8-12	0-0	1-2	4	2	2	0	17	
Ford	23	6-10	0-0	4-6	4	2	3	0	16	
Oldham	28	3-8	1-3	0-0	3	3	6	0	7	
Raley-Ross	13	1-4	0-0	0-0	2	1	2	0	2	
Nuiriankh	20	1-3	0-2	0-0	1	5	0	0	2	
Thomas-Edwards	18	0-3	0-3	0-0	3	2	0	2	0	
Watson	28	6-9	5-7	0-0	4	2	1	0	17	
Regan	20	1-3	0-1	2-2	4	1	0	1	4	
Sebuharara	2	0-0	0-0	0-0	0	0	0	0	0	
Skeete	10	1-2	0-1	0-1	0	0	0	0	2	
Downing	8	0-0	0-0	1-3	1	4	1	0	1	
McPhail	1	0-0	0-0	0-0	0	0	0	0	0	
Team					2					
TOTALS	200	27-54	6-17	8-14	28	22	18	3	68	

FLORIDA STATE (1-1)										
Name	M	FG-A	3M-A	FT-A	REB	PF	A	S	TP	
White	18	5-5	2-2	1-2	3	4	0	1	13	
Turpin	15	3-6	0-0	1-2	1	1	1	2	7	
Brandon	20	3-3	0-0	2-4	4	4	1	0	8	
Snaer	21	5-10	4-7	5-6	3	3	2	0	19	
Miller	18	2-7	1-3	1-2	3	1	2	1	6	
Bookert	18	1-4	0-0	1-1	0	0	1	1	3	
Shannon	18	3-3	0-0	3-4	4	1	3	3	9	
Gilchrist	7	1-1	0-0	0-0	0	2	1	1	2	
Bojanovsky	12	2-3	0-0	2-2	1	1	1	0	6	
Portuodo	2	0-0	0-0	0-0	0	0	0	0	0	
Thomas	17	5-9	0-2	0-0	3	2	2	1	10	
Whisnart	24	3-5	2-3	1-1	2	0	2	1	9	
Moreau	2	1-1	1-1	0-0	0	0	0	0	3	
Ojo	9	0-0	0-0	0-0	0	0	1	1	0	
Team					3					
TOTALS	200	34-57	10-18	17-24	27	19	17	12	95	

Buffalo	30	38	68
Florida State	47	48	95

TALLAHASSEE – Despite a promising performance from a trio of players, the Buffalo (0-2) men's basketball team could not withstand the pressure of the Florida State Seminoles (1-1) defense Monday night, turning the ball over 25 times in a 95-68 loss. **Javon McCrea** and **Tony Watson** each had 17 points for UB, while **Xavier Ford** had a career night with 16 points in 23 minutes. The game was the first of the NABC Coaches vs. Cancer Classic.

The Seminoles led wire-to-wire on the night, and shot 60 percent overall from the floor. After being upset by South Alabama on Friday and shooting just 5-21 from three, FSU hit 10-18 attempts from long distance and wore out the UB offense with a deep bench. Ten different Florida State players saw 12 minutes or more of game time, and the bench contributed 42 in the game compared to just 24 from Buffalo.

In the first half, the Bulls were unable to string together stops and scores, giving FSU a 17 point lead at the half. Ford worked well with McCrea all game, as the pair worked the high-low post offense well to give the two 16 of the team's 30 first-half points. Florida State made eight steals in the first half to create 15 points off of turnovers, a microcosm of the team's offense all game.

As the second half got under way, the Bulls were able to take some of the wind out of its opponent's sails and cut the lead to eight at the halfway point of the second period. While there was no one defining run for the Bulls, the team made gashed into what was a 19-point lead with 15:33 remaining in the game. A pair of free throws by **Will Regan** at the 10:34 mark put UB as close as it ultimately would get, 66-58, before Florida State heated back up thanks to a spurt from All-American candidate Michael Snaer. He would score 10 of his game-high 19 points after the Bulls pulled within eight to energize the crowd of 6510 at the Tucker Center.

The trio of Ford, Watson, and McCrea would continue to chug along over the final half, combining to score 28 of the team's 38 points in the second half. Watson was deadly from deep, much to the delight of his contingent of fans who came to see the West Palm Beach native strike from deep five times to match a career high. Ford was able to get to the basket effectively against an interior defense that offered seven different players who were 6'7 or taller and ranked fifth in field goal defense last season.

While both teams were knotted at 38-38 for points in the paint, it was points off of turnovers that would doom UB. A total of 34 points were scored by Florida State off UB turnovers, including a 14-0 advantage in fast-break points. The Seminoles bench also fueled the win, as nine players would score at least six points to give the team a 42-24 advantage. The Bulls were able to get meaningful minutes from **Jarryn Skeete** and also saw the limited debut of **Andre McPhail**.

BUFFALO 56, EVANSVILLE 50

Nov. 15, 2012 * EVANSVILLE, IN
ATTENDANCE: 3,572

BUFFALO (1-2)										
Name	M	FG-A	3M-A	FT-A	REB	PF	A	S	TP	
McCrea	25	7-11	0-0	0-0	8	3	5	1	14	
Ford	10	2-5	0-0	0-2	4	1	1	0	4	
Oldham	33	2-4	1-2	3-4	7	3	4	2	8	
Raley-Ross	12	3-4	0-0	0-0	2	0	1	1	6	
Nuiriankh	36	0-7	0-3	2-4	4	1	3	1	2	
Thomas-Edwards	4	0-0	0-0	1-2	1	2	0	0	1	
Watson	28	0-1	0-1	5-5	2	0	5	3	5	
Regan	20	1-5	0-1	0-0	6	2	0	2	2	
Skeete	8	1-2	0-1	0-0	1	0	0	0	2	
Downing	24	6-6	0-0	0-0	2	4	0	0	12	
Team					2					
TOTALS	200	22-45	1-9	11-17	37	16	19	10	56	

EVANSVILLE (0-2)										
Name	M	FG-A	3M-A	FT-A	REB	PF	A	S	TP	
Jahr	30	2-9	0-3	0-0	7	2	1	2	4	
Sawvell	19	1-7	0-0	0-0	2	0	0	0	2	
Taylor	33	0-0	0-0	4-4	7	2	5	2	4	
Ryan	7	1-4	0-0	0-0	0	1	2	1	2	
Cox	32	4-10	1-6	1-2	0	3	0	2	10	
Nelson	15	0-4	0-4	1-1	0	1	0	0	0	
Jones	24	6-11	2-2	0-2	3	3	2	0	14	
Moore	6	0-4	0-0	0-0	1	0	0	1	0	
Wing	8	0-1	0-0	2-2	2	2	1	0	2	
Balentine	11	0-1	0-1	0-0	0	1	2	0	0	
Mockevicius	15	6-7	0-0	0-1	5	1	0	0	12	
Team					1					
TOTALS	200	20-58	3-19	7-11	28	16	13	8	50	

Buffalo	25	31	56
Evansville	27	23	50

EVANSVILLE, IN - Fueled by a suffocating defense and balanced scoring, the Buffalo Bulls (1-2) earned its first win of the season Thursday evening, beating the Evansville Purple Aces (0-2) 56-50. The game was the first of three straight at the Ford Center, as part of the NABC Coaches vs. Cancer Classic. Javon McCrea led all players with 14 points and eight rebounds.

The Bulls recorded a season-high 10 steals and held the Aces to a 34.5 percent field goal percentage in the game and just 3-19 from three. Offensively, UB shot 48.9 percent overall and 58.3 percent on two-point field goals.

Through the first ten minutes of the game, the Bulls fell back into bad habits which limited its offense. Buffalo committed a turnover on five of its first six offensive possessions and had eight turnovers before Evansville even committed one. From the 11-minute mark in the first half on, though, the Bulls had 18 assists and just 11 turnovers.

It was the post play that helped to keep the game close in the first half, as Buffalo's size dominance over Evansville would lead to an advantage all game long. McCrea had eight points in the first half, while Cameron Downing and Xavier Ford each pitched in four points. Will Regan would clean up the glass for five rebounds in his 13 minutes in the half. At the break, Evansville led 27-25.

Despite 12 turnovers in the first half, Buffalo's halfcourt defensive zone kept the hosts from taking advantage of the miscues. Evansville only scored five points off of turnovers in the first half, and despite forcing 19 in the game, it would only score seven points off of them.

Buffalo would tighten the screws on the Aces even more in the second half, allowing for the comeback. After UB got within three, 34-31, with 15:38 still to go, Evansville's Ned Cox threw down an alley-oop that brought the crowd of 3,572 fans to their feet. Instead of allowing the momentum to shift in the home team's favor, the Bulls responded with a run to take the first lead since the 15:52 mark in the first half.

From the alley-oop, the Bulls went on a 12-0 run over the next six minutes and fifty seconds, sparked by six of those points coming from Downing. The Aces went 0-7 and committed four turnovers in that stretch, and a 36-31 lead for Evansville soon became a 43-38 lead for Buffalo.

The lead would wax and wane from that point on, with Evansville even tying it up at the 4:28 mark, but the Bulls would never relinquish the lead. That was part and parcel with a game from Downing that Witherspoon said was the best game in Cameron's career. The junior big man went a perfect 6-6 from the floor while playing a career-high 24 minutes.

He teamed well with McCrea, who put together one of the team's best all-around performances of the young season. He stuffed the stat box with 14 points, eight rebounds, five assists, and three blocks in 25 minutes.

With all the success the team was having defensively, it was still unable to find paydirt from deep in its first eight attempts in the game. Coming into the game, the team had made at least one three pointer in every game, going back to January 31, 2007 at Western Michigan. The streak would be kept alive in the most dramatic of fashions, as Jarod Oldham sank a three with the shot clock expiring to give the team a 50-45 lead with just 2:26 to play. The junior point guard finished the game with eight points, seven rebounds and four assists.

Oldham's three gave the team an important cushion at the time, but ultimately the defense would again hold Evansville scoreless for an extended period of time. After the Aces tied the game at 45 with 4:28 to play, the UB defense would not allow another point to the home team until a desperation three pointer with 13 seconds left and the game out of reach.

The win was the first time in the history of the series that the road team won a game. It was also the team's sixth win ever against a Missouri Valley Conference team.



WESTERN ILLINOIS 67, BUFFALO 58

Nov. 16, 2012 * EVANSVILLE, IN

WESTERN ILLINOIS (2-0)

Name	M	FG-A	3M-A	FT-A	REB	PF	A	S	TP
Clark	36	5-10	3-6	7-7	5	2	4	0	20
Houpt	34	3-8	1-4	0-0	1	1	2	0	7
Link	34	4-8	0-0	1-2	2	3	3	0	9
McAvoy	32	3-7	1-2	2-4	11	2	1	1	9
Parks	34	6-15	0-0	0-0	8	5	3	2	12
Foster	6	0-1	0-0	0-0	3	0	1	1	0
Hawthorne	18	3-3	2-2	0-0	2	0	0	1	8
Ochereobia	6	1-2	0-0	0-2	1	1	0	0	2
Team					1				
TOTALS	200	25-54	7-14	10-15	34	14	14	5	67

BUFFALO (1-3)

Name	M	FG-A	3M-A	FT-A	REB	PF	A	S	TP
Regan	22	6-9	1-1	1-2	3	1	1	0	13
Oldham	32	4-11	2-3	1-3	6	3	0	0	11
Raley-Ross	21	3-7	1-2	0-0	3	2	0	1	7
McCrea	30	4-8	0-0	5-7	5	4	5	1	13
Nuiriankh	30	2-8	1-3	1-2	3	2	1	0	6
Thomas-Edwards	15	0-1	0-1	0-0	3	3	0	0	0
Watson	14	1-3	1-2	0-0	3	0	3	1	3
Sebuharara	0+	0-0	0-0	0-0	0	0	0	0	0
Skeete	8	0-2	0-1	0-0	1	0	1	1	0
Downing	20	1-2	0-0	1-2	4	1	0	0	3
Ford	8	0-3	0-0	2-2	5	0	0	1	2
Team					1				
TOTALS	200	21-54	6-13	10-16	35	17	11	4	58

Western Illinois

Buffalo

32	35	67
31	27	58

EVANSVILLE, IN - After a spirited first half that featured five ties and ten lead changes, the Buffalo men's basketball team fell victim to a cold shooting hand in a 67-58 loss to Western Illinois. Will Regan and Javon McCrea each had 13 points, but the Bulls shot only 39 percent in the game overall.

The first half was as even as the team has had all season, with the Fighting Leathernecks using outside shooting to earn a 32-31 halftime lead, hitting 5-8 threes. Buffalo was able to keep pace thanks to an efficient low-post offense that Regan spearheaded. Working the high-low game with McCrea, Regan hit five of seven shots - mostly layups - and scored 11 points in just 12 minutes of action. McCrea assisted on three of the makes, and also had eight points and two blocks in the opening half.

As the closing seconds of the half counted down, though, the Bulls suffered what would be a major injury. Senior guard Tony Watson went up for a three pointer and landed on his opponent's foot, twisting his ankle and forcing him to miss the rest of the game.

That injury would come back to haunt the Bulls, as the Leathernecks packed the paint in the second half and forced UB into a perimeter-oriented offense. While the team did hit four of five three pointers in the final 20 minutes, it went an uncharacteristic 4-19 on two-point field goals and was outrebounded 20-15 by Western Illinois.

"In the first half we didn't dig in defensively and get stops," head coach Reggie Witherspoon said. "In the second half we dried up offensively. They packed into the lane and we had some open shots that we didn't take. When our offense is missing shots, we need to be sure that we're still rebounding the ball well and we didn't do that in the second half."

The team, which came into the night averaging 21 turnovers per game, committed only 10 but forced only eight turnovers against a Leatherneck team that had 19 in the previous game.

Jarod Oldham was the team's only other player in double figures for scoring, hitting a pair of threes en route to 11 points. Western Illinois had an even offense, with six players scoring eight points or more and sixth-year senior Ceola Clark scoring a game-high 20.

Buffalo's marathon week will come to an end tomorrow, with a 6 pm tip off against Yale.

YALE 63, BUFFALO 59

Nov. 17, 2012 * EVANSVILLE, IN

YALE (1-3)

Name	M	FG-A	3M-A	FT-A	REB	PF	A	S	TP
Sears	24	5-11	0-0	9-12	7	4	0	1	19
Morgan	31	5-13	3-9	3-3	3	1	3	1	16
Cotton	20	1-4	1-3	0-0	6	1	1	1	3
Duren	22	2-6	1-2	2-2	3	4	2	2	7
Sherrod	26	2-6	0-0	3-5	4	3	0	0	7
Grace	18	0-2	0-1	2-2	1	1	2	0	2
Pritchard	16	1-1	0-0	2-2	2	0	0	0	4
Martin	17	1-3	1-3	0-0	1	2	1	0	3
Kelley	9	0-2	0-0	2-2	2	3	0	0	2
Kreisberg	17	0-2	0-0	0-2	3	3	1	0	0
Team					4				
TOTALS	200	17-50	6-18	23-30	36	22	10	5	63

BUFFALO (1-4)

Name	M	FG-A	3M-A	FT-A	REB	PF	A	S	TP
Regan	27	3-5	1-1	1-2	3	2	0	0	8
McCrea	33	2-11	0-0	13-14	5	2	3	1	17
Oldham	40	5-15	2-5	4-7	10	2	2	3	16
Raley-Ross	16	2-4	0-0	0-0	0	4	0	0	4
Nuiriankh	31	1-5	1-4	1-2	5	3	2	0	3
Thomas-Edwards	14	2-2	1-1	0-0	1	4	0	0	5
Sebuharara	12	0-2	0-2	0-0	0	1	1	1	0
Skeete	7	0-1	0-0	1-2	1	0	0	0	1
Downing	13	1-2	0-0	0-0	5	5	1	0	2
Ford	7	1-2	0-0	1-2	2	1	0	0	3
Team					5				
TOTALS	200	17-49	5-13	20-27	37	24	9	5	59

Yale

Buffalo

36	27	63
33	26	59

EVANSVILLE, IN - The Coaches vs. Cancer Classic tournament, hosted by the University of Evansville, came to a close for Buffalo (1-4) Saturday evening, with the Bulls losing 63-59 to Yale (1-3). In a foul-riddled affair, the two teams shot a combined 34 percent from the floor.

The Bulldogs led for much of the first half, eventually taking a lead at the 11:02 mark in the first half that it would hold onto until the Bulls tied the game back up with 2:37 to play in regulation. After a free throw from Will Regan broke an 11-all tie, Yale went on a 9-2 spurt.

After the Bulls got back within three, 25-22 with 5:47 to go, Yale responded with a 12-0 run in just over a minute of play to take its biggest lead of the game. Amani Cotton's three pointer at the 5:15 mark would be the team's final field goal of the half, though, allowing the Bulls to use an 11-2 run to trim the deficit to 36-33 at the half.

Javon McCrea had arguably his worst game of his career from the field, but still would lead the team in scoring for the game with 17 points. That was in large part to one of the best games by a UB player in program history. The junior forward went 10-10 from the line in the first half to offset the 1-7 shooting performance, and he finished the game 13-14 at the line and 2-11 on field goal attempts. That came in large part due to Yale's interior defense, mimicking the strategy that Western Illinois used the night before.

He was joined in double figures by Jarod Oldham, who had a career game as he made it a habit to slash and attack the Yale defense. The UB point guard set career highs in points and rebounds and recorded the team's first double-double of the season with 16 points and 10 rebounds. He would also throw in three steals.

The second half was a sloppy performance from both teams. Yale would shoot 5-19 from the field, but the Bulls would not do much better with a 9-28 performance. The difference in the second half would ultimately be fouls. The teams combined for 46 fouls in the game and 57 free throws, but it was Yale's advantage at the line in the final 20 minutes that was the X-factor. It would take 21 free throws in the second half, compared to just eight for Buffalo.

The Bulldogs went ice cold from the field almost immediately in the second half, with Austin Morgan hitting a three pointer at the 17:43 mark that would be the team's last field goal for almost 10 minutes of game time. Yale would go 0-7 over the stretch, but it was free throws that would preserve its lead.

Despite the ice cold offense, Buffalo would only outscore the Bulldogs 11-10 during the critical stretch, as Yale hit all eight free throw attempts and the Bulls were called for six fouls in that span. That would put Yale in the double bonus for free throw attempts with 9:21 left in the game. A steal and lay-up from Justin Sears broke the streak and gave Yale a 51-44 lead, but Buffalo would make one last burst to make it a game.

With the score 53-46, Auraum Nuiriankh hit a three and McCrea followed with two free throws to bring it within two at the final media timeout with Oldham at the line to try and tie it. He would make only the second, but after rare 0-2 performance at the line on the other end by Yale, Buffalo had a shot to take the lead with 3:06 to play.

Javon McCrea was again fouled and had a chance to give the team its first lead since the 18:41 mark of the first half, but he missed his lone free throw of the game and could only tie it at 55-55 with 2:37 to play. On its next possession, Yale hit a dagger three pointer to snatch the lead back for good. The Bulldogs hit three free throws and a break-away lay up to hold off any final comeback chances for Buffalo.

CANISIUS 71, BUFFALO 64

Nov. 20, 2012 * BUFFALO, NY

ATTENDANCE: 2,196

BUFFALO (1-5)

Name	M	FG-A	3M-A	FT-A	REB	PF	A	S	TP
Regan	32	4-7	1-3	6-6	6	2	1	0	15
McCrea	33	9-14	0-0	4-6	6	3	3	1	22
Nuiriankh	31	3-5	2-4	0-0	2	5	1	0	8
Oldham	37	4-8	1-4	0-0	5	3	9	3	9
Raley-Ross	33	2-6	1-4	0-0	5	1	0	1	5
Thomas-Edwards	11	0-2	0-1	0-0	3	0	1	0	0
Sebuharara	2	0-0	0-0	0-0	0	0	0	0	0
Skeete	5	1-1	0-0	0-0	0	2	1	0	2
Downing	13	1-3	0-0	1-2	5	4	2	0	3
McPhail	3	0-0	0-0	0-0	0	0	0	0	0
Team					7				
TOTALS	200	24-46	5-16	11-14	39	20	18	5	64

CANISIUS (3-0)

Name	M	FG-A	3M-A	FT-A	REB	PF	A	S	TP
Manhertz	27	5-8	0-0	1-2	3	5	1	2	10
Heath	36	6-12	1-2	1-3	5	2	3	0	16
Washington	37	3-11	1-4	5-5	1	2	5	0	3
Baron	39	6-13	1-5	5-5	3	0	5	4	7
Sosa	16	3-10	2-5	2-2	0	0	2	1	7
Groves	6	0-1	0-1	0-0	0	0	1	0	2
Edwards	1	0-0	0-0	0-0	0	0	0	0	4
Hymes	23	2-8	0-4	0-0	5	1	2	1	3
Heath	15	1-2	0-0	0-1	3	5	0	0	2
Team					5				
TOTALS	200	26-65	5-21	14-18	25	15	19	8	71

Canisius

Buffalo

40	31	64
38	26	71

BUFFALO, NY - A shorthanded University at Buffalo men's basketball team lost at Canisius, 71-64, at the Koessler Center on Tuesday night. Playing their sixth game in 11 days, the Bulls were without Tony Watson and Xavier Ford who were out with injuries.

Javon McCrea matched his season high with 22 points and added six rebounds and three blocks. Will Regan had the best game of his young UB career with 15 points and six rebounds. Jarod Oldham finished with nine points, a season-high nine assists and three steals.

Buffalo (1-5) shot a season-best 52.2 percent from the field and outrebounded the Griffis, 39-25. However, turnovers did in the Bulls as they turned the ball over 25 times Canisius was able to convert those turnovers into 27 points.

It was a close game throughout with neither team leading by more than nine points. A McCrea jumper gave the Bulls a 20-17 lead. But the Griffis responded with an 11-2 scoring run to take a 28-22 lead with 7:17 left in the half. The Griffis led by as many as seven in the first half before UB cut the lead to 40-38 at the half.

Canisius never trailed in the second half. The Griffis led 57-54 with 10:50 before the Bulls went ice cold. UB went scoreless for the next seven minutes but played defense well enough to stay in the game. A McCrea free throw cut the Canisius lead to 67-62 with 35 seconds left. But the Bulls would get no closer as they dropped their third straight game.

Auraum Nuiriankh scored eight points and Corey Raley-Ross finished with five as all five starters played over 30 minutes in the game.

"It's painful for us to go through these experiences. But we have to go through them in order to get our guys the growth and development," head coach Reggie Witherspoon said. "We obviously turned the ball over a lot. But I also thought we did some good things given we were shorthanded."



2012-13 GAME RECAPS

BUFFALO 76, MANSFIELD 57

Nov. 24, 2012 * BUFFALO, NY

ATTENDANCE: 2,983

MANSFIELD (1-1)

Name	M	FG-A	3M-A	FT-A	REB	PF	A	S	TP
Utti	25	2-4	0-0	5-5	2	2	0	0	9
Bell	34	5-10	1-4	2-2	5	2	1	0	13
Becoats	25	4-8	2-4	0-0	3	4	5	2	10
Johnson	24	0-1	0-1	1-2	3	1	4	0	1
Harper	26	4-8	0-0	2-2	2	0	1	2	10
Parzych	13	1-3	0-1	0-0	1	3	1	0	2
McClain	20	1-5	0-1	0-0	4	1	0	0	2
Henneghan	3	1-2	1-2	0-0	0	0	0	0	3
Bowman	10	0-3	0-2	2-2	2	0	0	0	2
Williams	20	2-4	1-1	0-0	0	2	1	1	5
Team					4				
TOTALS	200	20-48	5-16	12-13	26	15	14	5	57

BUFFALO (2-5)

Name	M	FG-A	3M-A	FT-A	REB	PF	A	S	TP
Regan	26	6-9	2-2	1-2	1	1	0	1	15
McCrea	17	6-8	0-0	2-2	7	3	1	2	14
Oldham	22	3-9	1-5	0-0	5	0	2	3	7
Raley-Ross	23	1-4	0-2	0-0	1	2	5	0	2
Nuiriankh	21	3-7	2-6	1-4	1	1	2	0	9
Thomas-Edwards	19	2-6	0-2	1-1	3	1	0	1	5
Sebuharara	17	1-2	1-2	2-2	0	0	2	0	5
Skeete	18	1-5	1-4	0-0	9	1	4	1	3
Downing	11	2-2	0-0	0-0	2	1	2	0	4
McPhail	8	1-3	0-0	1-1	1	0	0	0	3
Ford	18	4-7	0-0	1-2	5	2	3	0	9
Team					2				
TOTALS	200	30-62	7-23	9-14	37	12	21	8	76

Mansfield	29	28	57
Buffalo	50	26	76

BUFFALO, NY - The University at Buffalo men's basketball team outscored Mansfield, 50-29, in the first half before cruising to a 76-57 win at Alumni Arena on Saturday night. All 11 UB players scored in the game as the Bulls snapped their three-game losing streak.

Will Regan scored a game-high 15 points, including seven of the Bulls' first nine points. Javon McCrea added 14 points and seven rebounds in just 17 minutes. Regan and McCrea combined to shoot 12-of-17 from the field. Xavier Ford and Auraum Nuiriankh each added nine points for the Bulls.

Mansfield made its first seven shots from the field and led 25-23 with 9:13 left in the first half. But back-to-back buckets by McCrea and a corner three from Richie Sebuharara sparked a 27-4 scoring run to end the half. It was Sebuharara's first career basket. The senior finished with five points and two assists in the game.

The Bulls were able to empty the bench in the second half and give every player some significant minutes. Jarryn Skeete had a game-high nine rebounds to go along with three points and four assists. Raphell Thomas-Edwards added five points and three rebounds. Andre McPhail scored the first points of his career with a conventional three-point play. The freshman forward had three points and a rebound in eight minutes.

Corey Raley-Ross had five of the Bulls' 21 assists in the game. Buffalo outrebounded Mansfield, 37-26.

"We had pretty good energy come off the bench. It got us going and we were able to separate ourselves," head coach Reggie Witherspoon said. "I thought we moved the ball well and that's certainly an area we are working on really hard to learn the lesson of not beating ourselves. I think tonight we were decent in that area."

Buffalo (2-5) will remain at home and host Temple on Wednesday night at Alumni Arena.

TEMPLE 54, BUFFALO 39

Nov. 28, 2012 * BUFFALO, NY

ATTENDANCE: 3,201

TEMPLE (4-0)

Name	M	FG-A	3M-A	FT-A	REB	PF	A	S	TP
Lee	26	5-8	0-0	0-0	7	2	0	1	10
Hollis-Jefferson	31	0-6	0-0	7-8	7	2	1	1	7
Wyatt	25	3-9	2-5	0-0	2	1	3	2	8
Cummings	34	3-7	0-0	3-4	6	1	2	3	9
Randall	28	2-6	0-3	0-0	3	3	0	0	4
Dileo	20	0-2	0-2	5-6	2	0	3	0	5
Pepper	5	0-1	0-1	0-0	2	0	0	1	0
O'Brien	20	1-5	1-3	0-0	3	1	0	1	3
DeCosey	10	4-7	0-0	0-0	3	0	1	0	8
Dingle	1	0-0	0-0	0-0	0	0	0	0	0
Team					3				
TOTALS	200	18-51	3-14	15-18	38	10	10	9	54

BUFFALO (2-6)

Name	M	FG-A	3M-A	FT-A	REB	PF	A	S	TP
Regan	27	4-10	1-1	0-0	4	4	1	0	9
McCrea	33	7-16	0-0	0-1	2	2	1	1	14
Oldham	32	1-5	0-2	0-0	5	3	7	1	2
Raley-Ross	8	0-1	0-1	0-0	2	0	0	0	2
Nuiriankh	31	1-7	1-6	0-0	3	4	0	1	3
Thomas-Edwards	8	0-1	0-1	0-0	3	2	0	0	0
Watson	32	1-5	1-4	2-2	6	4	3	0	5
Sebuharara	2	0-0	0-0	0-0	0	1	0	0	0
Skeete	8	0-2	0-1	0-0	1	0	1	0	0
Downing	9	2-2	0-0	0-0	1	1	0	1	4
Ford	10	1-3	0-0	0-0	0	1	0	1	2
Team					3				
TOTALS	200	17-52	3-16	2-3	30	22	13	8	39

Temple	31	23	54
Buffalo	16	23	39

BUFFALO, NY - In a game in which both teams struggled mightily offensively, Temple was able to defeat Buffalo, 54-39, at Alumni Arena on Wednesday night. The Bulls were held to their lowest point total since 2003.

For as poorly as they shot the ball from the field, the Bulls played solid defense to remain in the game for most of the night. Buffalo held the Owls to 54 points on 35 percent shooting - both season lows. Temple was averaging 79 points per game entering Wednesday night's contest.

Buffalo (2-6) was led by Javon McCrea who had a game-high 14 points and Will Regan who notched nine. Tony Watson added five points and Cameron Downing finished with four points for UB.

Temple (4-0) jumped out to a 13-2 lead and never trailed in the game. An Auraum Nuiriankh three-pointer cut the Temple advantage to 16-8 with 7:40 left in the first half. But the Bulls would get no closer as Temple built its lead to 31-16 at the half.

Buffalo held Temple to just two points over the first seven-plus minutes of the second half, but could only cut the lead to 11 points. Each team scored 23 second-half points.

"The game obviously wasn't a beauty contest," head coach Reggie Witherspoon said. "I thought they were more physical than we were. We're not operating in a way where we are physically confronting our opponent. They did. They stepped up and were a very physical team."

While most of the statistics were even for both teams, one major discrepancy came at the free throw line. Temple converted 15-of-18 free throws while UB was just 2-of-3 from the charity stripe.

Buffalo will next play at St. Bonaventure on Saturday night.

ST. BONAVENTURE 82, BUFFALO 79

Dec. 1, 2012 * ST. BONAVENTURE, NY

ATTENDANCE: 4,485

BUFFALO (2-7)

Name	M	FG-A	3M-A	FT-A	REB	PF	A	S	TP
Regan	26	3-8	2-4	2-3	6	5	0	0	10
McCrea	24	6-13	0-0	1-2	11	3	1	1	13
Oldham	37	7-15	5-7	1-2	4	3	6	2	20
Raley-Ross	2	0-0	0-0	0-0	0	1	0	0	0
Nuiriankh	24	2-3	1-2	3-3	5	4	2	0	8
Thomas-Edwards	13	1-3	0-1	0-1	5	3	1	0	2
Watson	30	5-10	4-8	1-2	1	3	6	0	15
Skeete	15	1-2	1-2	1-3	2	1	1	0	4
Downing	11	0-0	0-0	2-2	1	3	2	0	2
Ford	18	2-3	0-0	1-5	3	3	1	1	
Team					3				
TOTALS	200	27-57	13-24	12-23	41	29	20	4	79

ST. BONAVENTURE (4-2)

Name	M	FG-A	3M-A	FT-A	REB	PF	A	S	TP
Conger	31	7-11	3-5	3-4	3	2	4	2	20
Johnson	34	4-8	2-2	4-10	2	1	1	4	14
Simmons	24	1-5	0-0	7-10	8	3	0	1	9
Kloof	25	2-5	1-2	5-7	1	4	3	0	11
Wright, M	22	5-10	1-2	0-0	7	1	3	2	10
Mosley	22	3-10	1-4	2-3	3	1	3	1	9
Gathers	8	1-1	0-0	0-0	0	1	0	1	2
Wright, D	9	1-2	0-0	0-2	2	2	0	0	2
Ndoye	16	2-3	0-0	1-2	5	4	0	1	5
Davenport	9	0-1	0-1	0-0	2	1	1	0	0
Team					1				
TOTALS	200	25-56	8-16	22-38	34	20	15	12	82

Buffalo	39	40	79
St. Bonaventure	39	43	82

ST. BONAVENTURE, NY - The University at Buffalo men's basketball team dropped a heartbreaking 82-79 loss at St. Bonaventure on Saturday night. The Bulls turned the ball over on their final three possessions to help the Bonnies escape with the three-point victory.

Struggling to get perimeter scoring all season, the Bulls erupted to hit a season-high 13 three-pointers - the most in a game since 2010. Jarod Oldham netted 20 points, including five three-pointers - both career highs. Tony Watson drained four three-pointers and finished with 15 points and a career-high six assists.

The game featured eight ties and 16 lead changes. Watson hit a three-pointer at the buzzer of the first half to cap a 10-1 UB scoring run and knot the contest at 39 at the half.

St. Bonaventure (4-2) led 53-48 with 14:04 left. A 7-1 UB scoring run, including five points by Oldham, put the Bulls ahead, 55-54, with 11:17 left. Another Oldham three, followed by a Javon McCrea layup gave the Bulls a 63-58 lead - their largest of the game.

After the lead see-sawed back and forth, the Bulls gained a 79-76 advantage on an Oldham free throw with 1:33 left. The Bulls regained possession of the ball with just over a minute remaining clinging to the three-point lead. However, St. Bonaventure forced turnovers on the Bulls' final three possessions and finished the game on a 6-0 scoring run to pull out the victory.

McCrea notched his first double-double of the season with 13 points and 11 rebounds. The junior forward scored his 1,000th career point in the game to become the fourth fastest player in school history to accomplish the feat.

Turnovers again plagued the Bulls as their 19 turnovers were turned into 21 points by the Bonnies. Neither team shot the ball very well from the free throw line. Buffalo went 12-of-23 from the charity stripe, while St. Bonaventure finished 22-of-38. The Bulls were whistled for nine more fouls in the game, including a 17-9 foul discrepancy in the second half.



BUFFALO 72, MILWAUKEE 52

DEC. 5, 2012 * MILWAUKEE, WI

ATTENDANCE: 1,776

MILWAUKEE (2-6)

Name	M	FG-A	3M-A	FT-A	REB	PF	A	S	TP
Kelm	25	1-6	0-3	0-0	2	3	1	1	2
Harris	26	3-7	0-0	1-5	4	2	0	1	7
Harrisma	20	1-8	0-1	0-0	3	2	1	1	2
Aaron	34	8-18	3-8	4-5	1	1	1	1	23
Gulley	36	6-15	1-5	3-5	5	0	0	0	16
Niang	8	0-3	0-1	0-0	0	1	0	0	0
Raelke	7	0-0	0-0	0-0	0	0	0	0	0
Richard	12	0-0	0-0	0-0	2	0	0	0	0
Panoske	3	1-1	0-0	0-0	0	0	0	0	2
Gustavson	3	0-0	0-0	0-0	0	0	0	1	0
Arians	18	0-0	0-0	0-0	0	2	0	0	0
Haggerty	4	0-0	0-0	0-2	1	1	0	0	0
Wolf	4	0-0	0-0	0-0	1	0	0	0	0
Team					4				
TOTALS	200	20-58	4-18	8-17	23	12	3	5	52

BUFFALO (3-7)

Name	M	FG-A	3M-A	FT-A	REB	PF	A	S	TP
Regan	32	4-7	1-4	1-1	7	2	1	1	10
McCrea	27	15-19	0-0	1-1	11	3	2	1	31
Oldham	32	3-9	0-3	0-1	3	3	2	1	6
Skeete	17	1-3	1-2	0-0	4	3	2	2	3
Nuiriankh	33	6-11	1-5	0-0	15	2	2	1	13
Thomas-Edwards	8	0-0	0-0	0-0	1	0	1	0	0
Watson	26	1-5	1-3	0-0	1	2	1	0	3
Sebuharara	2	0-0	0-0	0-0	0	0	0	0	0
Raley-Ross	2	0-1	0-0	0-0	0	0	0	0	0
Downing	11	1-1	0-0	0-0	1	3	1	0	2
McPhail	2	2-3	0-0	0-0	1	0	0	0	4
Ford	8	0-0	0-0	0-0	2	2	0	0	0
Team					1				
TOTALS	200	33-59	4-17	2-3	47	20	13	6	72

Milwaukee	21	31	52
Buffalo	36	36	72

MILWAUKEE, WI – The University at Buffalo men's basketball team put together its best all-around effort of the season to easily defeat Milwaukee, 72-52, at The Klotsche Center on Wednesday night. The Bulls shot a season-best 56 percent from the field and held a 47-23 rebounding edge.

Javon McCrea scored a career-high 31 points on 15-of-19 shooting and pulled down 11 rebounds for his second double-double in as many games. The junior forward added a season-high four blocked shots.

For as well as McCrea played, fellow junior Auraum Nuiriankh did his best to steal the spotlight. The Baltimore native had 13 points and 15 rebounds – both career highs. The 15 boards were the most by a UB player since Calvin Betts had 18 caroms against Kent State in the quarterfinals of the 2009 MAC Tournament.

Buffalo (3-7) jumped out to an 11-2 lead and never looked back. The Panthers missed their first eight shots from the field and only shot 21 percent in the first half. Conversely, the Bulls shot 57 percent in the first half and built a 36-21 advantage at the break.

In the second half, Milwaukee cut the lead to 47-36, before a Nuiriankh three-pointer sparked a 19-3 scoring run and gave the Bulls their largest lead of the game, 66-39, with 5:29 left.

The Panthers had no answer for McCrea who seemed to score at will. All 15 of his field goals came in the paint. In fact, as a team, 58 of UB's 72 points were scored in the paint. Will Regan added 10 points and a career-best seven rebounds.

After a solid game at St. Bonaventure, Jarryn Skeete earned his first career start against Milwaukee. The freshman guard finished with three points, four rebounds, three assists and two steals in 17 minutes.

"We're closer to having 40 minutes of focus and that was the key for us defensively," head coach Reggie Witherspoon said. "Inside we really established a presence around the basket. Once we scored in the paint against them I think it actually helped our defense."

BUFFALO 77, NIAGARA 67

DEC. 8, 2012 * BUFFALO, NY

ATTENDANCE: 4,012

NIAGARA (3-6)

Name	M	FG-A	3M-A	FT-A	REB	PF	A	S	TP
White	23	2-5	0-0	0-3	5	3	0	0	4
Lemmons	27	0-4	0-1	1-2	2	2	0	0	1
Green	37	8-16	2-8	5-6	3	2	4	1	23
Tanksley	18	2-7	1-4	3-3	2	4	0	0	8
Mason	40	4-9	2-4	8-8	7	4	2	1	18
Cline	26	3-9	0-4	4-4	3	1	1	0	10
McCall	19	1-5	0-0	1-2	9	5	2	0	3
Gillette	10	0-1	0-0	0-0	2	3	0	1	0
Team					6				
TOTALS	200	20-56	5-21	22-28	39	24	9	3	67

BUFFALO (4-7)

Name	M	FG-A	3M-A	FT-A	REB	PF	A	S	TP
Regan	36	8-11	3-4	7-7	8	2	2	0	26
McCrea	21	0-3	0-0	3-4	4	4	0	1	3
Oldham	35	5-10	0-3	8-13	4	1	7	1	18
Skeete	24	2-7	1-4	0-0	1	3	0	0	5
Nuiriankh	13	0-2	0-2	4-4	3	5	1	1	4
Thomas-Edwards	18	1-2	0-1	0-0	6	1	0	0	2
Watson	30	4-8	4-7	2-3	1	1	4	1	14
Downing	11	2-3	0-0	0-0	1	3	0	0	4
Ford	12	0-3	0-0	1-2	2	3	0	1	1
Team					2				
TOTALS	200	22-49	8-21	25-33	32	23	14	5	77

Niagara	28	39	67
Buffalo	37	40	77

BUFFALO, NY – Will Regan scored a career-high 26 points and the University at Buffalo men's basketball team never trailed in a 77-67 win over Niagara at Alumni Arena on Saturday night.

Regan shot 8-of-11 from the field, 3-of-4 from beyond the arc and a perfect 7-for-7 from the free throw line. The sophomore forward also added a career-best eight rebounds in the victory.

Jarod Oldham had 18 points and seven assists and Tony Watson added 14 points, including four three-pointers.

An Xavier Ford free throw broke and 18-all tie to give the Bulls the lead for good. The game was close throughout the first half as the Bulls held a 30-28 lead with 1:49 left. But the Bulls closed the stanza on a 7-0 scoring run to take a 37-28 into the locker room at halftime.

Buffalo (4-7) built its lead to 11 points early in the second half before the Purple Eagles battled back. Niagara whittled the UB lead to 56-54 with 10:18 left, before two Watson three-pointers silenced the threat and put the Bulls ahead, 62-56, with 7:41 left.

With UB leading by five, Regan drained a pivotal three-pointer from the corner to extend the UB advantage to eight with 3:20 left. The Bulls made 7-of-8 free throws down the stretch to seal the win.

A game after scoring a career-high 31 points, Javon McCrea was held to without a field goal for just the second time in his career. He finished with just three points, but added four rebounds and three blocked shots in 21 minutes.

Defensively, the Bulls held Niagara to just 36 percent shooting from the field. The Bulls were uncharacteristically outrebounded, 39-32.

"If we were going to go in and start off and say we were going to get outrebounded and get zero field goals from Javon, you'd probably say it was going to be a long, long night," head coach Reggie Witherspoon said. "But I think the guys hung together and we defended pretty well."

WASHINGTON STATE 65, BUFFALO 54

DEC. 21, 2012 * SEATTLE, WA

ATTENDANCE: 7,269

WASHINGTON STATE (8-4)

Name	M	FG-A	3M-A	FT-A	REB	PF	A	S	TP
Motum	35	6-15	2-4	1-4	8	3	3	1	15
Shelton	25	1-4	0-0	0-0	11	4	0	0	2
Ladd	31	2-8	1-3	0-2	3	0	3	0	5
Lacy	30	5-7	5-7	4-4	3	3	0	2	19
Woolridge	28	1-4	0-1	4-6	2	1	7	0	6
Dilorio	19	1-1	0-0	4-6	0	0	1	1	6
Longrus	7	1-2	0-0	0-1	1	0	0	0	2
Kernich-Drew	25	4-7	2-5	0-1	3	0	0	0	10
Team					0				
TOTALS	200	21-48	10-20	13-24	32	11	14	4	65

BUFFALO (4-8)

Name	M	FG-A	3M-A	FT-A	REB	PF	A	S	TP
Thomas-Edwards	15	0-0	0-0	0-0	2	1	1	0	0
Regan	32	3-8	0-1	1-2	7	3	4	0	7
McCrea	18	1-6	0-0	0-0	5	4	5	0	2
Skeete	33	3-13	2-6	1-2	4	3	0	0	9
Nuiriankh	38	4-9	3-6	2-4	8	3	0	2	13
Watson	34	7-14	4-8	0-0	2	2	4	0	18
Sebuharara	1	0-0	0-0	0-0	0	0	0	0	0
Downing	13	1-1	0-0	1-2	2	3	0	0	3
McPhail	8	0-1	0-0	0-0	0	1	1	0	0
Ford	8	1-2	0-0	0-0	0	1	0	0	2
Team					5				
TOTALS	200	20-54	9-21	5-10	35	23	15	2	54

Washington State	35	30	65
Buffalo	37	17	54

SEATTLE, WA – Washington State outscored Buffalo, 13-4, in the final five minutes to hold off the Bulls, 65-54, at KeyArena on Friday night. The Bulls held a two-point advantage at halftime and the lead would see-saw for much of the second half before the Cougars pulled away late for the victory.

Buffalo (4-8) was playing its first game since losing starting point guard Jarod Oldham to a wrist injury. Freshman Jarryn Skeete did an admirable job filling Oldham's shoes as he finished with nine points and four rebounds.

Tony Watson led Buffalo with a season-high 18 points, including four three-pointers. Auraum Nuiriankh finished with 13 points and eight rebounds.

The Bulls jumped out to a 7-0 lead to start the game. Washington State answered with a 15-1 run to take a 15-8 lead. The Cougars built their lead to 26-16 before the Bulls went on an 11-2 scoring run to cut the Washington State advantage to 28-27. Nuiriankh drained the Bulls' seventh three-pointer of the first half to give the Bulls a 37-35 lead at the break.

Washington State (8-4) tightened up its defense in the second half and held a UB squad that shot 56 percent in the first half to just 21 percent in the second stanza. Despite the poor shooting, the Bulls held a 49-48 lead with 7:06 left.

Washington State's Dexter Kernich-Drew hit a three-pointer with 4:57 left that proved to be the dagger. It gave the Cougars a 56-50 lead and was the key shot in a 9-0 scoring run.

For the second straight game All-MAC forward Javon McCrea struggled and scored an uncharacteristic two points. McCrea played most of the game in foul trouble and played only 18 minutes.

Will Regan finished with seven points, seven rebounds and four assists.

"I give Washington State credit. They played much better defensively in the second half than the first half, but we had so many layups that have to be converted. When you get right to the rim, you've got to come up with those," head coach Reggie Witherspoon said. "It got us out of rhythm. We didn't have the rhythm necessary to score in the second half and we have to fight our way through that."

Buffalo will return home to play Notre Dame (OH) at Alumni Arena on Dec. 28.



2012-13 GAME RECAPS

BUFFALO 84, NOTRE DAME (OH) 64

DEC. 28, 2012 * BUFFALO, NY

ATTENDANCE: 1,776

NOTRE DAME (OH) (2-8)

Name	M	FG-A	3M-A	FT-A	REB	PF	A	S	TP
DeArmond	18	4-6	0-1	3-5	3	3	0	0	11
Dummermuth	16	2-10	1-3	0-0	2	0	0	0	5
Gaiter	26	2-5	1-2	2-2	2	1	4	2	7
Huntley	21	1-7	0-2	4-5	0	3	1	3	6
Tekie	30	1-3	0-2	0-0	1	2	0	3	2
Ensz	19	2-5	0-0	0-0	3	1	1	1	4
Carlin	14	5-6	5-6	3-4	1	2	2	0	18
Steiner	6	0-0	0-0	0-0	2	0	0	1	0
Thompson	3	1-2	0-0	0-0	0	0	0	1	2
Figueroa-Jackson	12	2-2	1-1	0-0	2	3	1	0	5
Hickoff, Dylan	6	0-3	0-2	0-0	1	0	2	0	0
Rose	18	0-1	0-0	2-2	3	1	0	0	2
Hickoff, Ryan	6	0-2	0-0	0-0	0	0	1	2	0
Graham-Record	5	1-1	0-0	0-0	0	1	0	0	2
Team					4				
TOTALS	200	21-53	8-19	14-18	24	17	12	13	64

BUFFALO (5-8)

Name	M	FG-A	3M-A	FT-A	REB	PF	A	S	TP
Regan	22	6-9	2-2	1-2	8	1	1	0	15
McCrea	20	8-10	0-0	1-3	5	2	3	2	17
Sebuharara	20	1-2	1-1	2-2	1	0	3	0	5
Skeete	22	3-6	3-6	1-2	5	0	3	2	10
Nuiriankh	24	3-6	3-6	0-0	3	1	4	0	9
Thomas-Edwards	17	1-1	1-1	0-0	5	2	1	0	3
Watson	30	2-7	2-6	0-0	3	1	8	3	6
Raley-Ross	8	0-4	0-0	0-0	2	0	2	0	0
Downing	17	6-8	0-0	4-7	5	4	0	0	16
McPhail	2	0-1	0-0	0-0	2	1	0	0	0
Ford	18	0-0	0-0	1-6	2	2	1	1	3
Team					2				
TOTALS	200	31-57	12-24	10-22	43	14	26	8	84

Notre Dame (OH)	22	42	64
Buffalo	45	39	84

BUFFALO, NY - The University at Buffalo men's basketball team opened Friday night's contest on a 17-2 run and never looked back as the Bulls defeated visiting Notre Dame College, 84-64, at Alumni Arena. Nine different UB players entered the scoring column, including four in double figures.

The Buffalo big men had their way down in the post as Will Regan, Javon McCrea and Cameron Downing combined for 49 points, missing just seven shots combined between the three. McCrea, who was held to just five points over his last two games, scored 17 this evening in 20 minutes of action. The Newark, NY native added five rebounds, three assists, five blocks and two steals. Regan finished with his fourth double figure scoring performance in his last five games, with 15 points and eight rebounds in 22 minutes.

The highlight of the evening though was Downing, who finished with a new career high 16 points in 17 minutes, continuing his effectiveness on offense. Downing went 6-for-8 from the floor and is now shooting 74.2 percent from the field on the year.

Not to be forgotten is the play of the Buffalo backcourt, who navigated their way through a full court press that existed nearly the entire game. Freshman Jarryn Skeete, making his second straight start at point guard, finished with a career-high 10 points, adding five rebounds, three assists and two steals, while turning the ball over just once.

Senior Tony Watson added six points, but it was his passing that stood out as he finished with a career-best eight assists. Fellow classmate Richie Sebuharara made his first career start and finished with five points and three assists.

Junior Auraum Nuiriankh added nine points, four assists, three rebounds and a career-best two blocked shots.

As a team, the Bulls moved the ball well all evening, recording 26 assists on 31 made baskets. Buffalo recorded assists on each of its first 14 baskets on the evening. The 10 blocked shots by the Bulls are tied for sixth in school history for blocks in a game. The Bulls hit 12 three-pointers, one off their season high.

"I thought ball movement was a little better after we got into a rhythm today," said head coach Reggie Witherspoon. "We passed it well and for most of the game we got pretty good shot selections off that movement."

TULSA 63, BUFFALO 57

JAN. 2, 2013 * TULSA, OK

ATTENDANCE: 3,894

TULSA (7-6)

Name	M	FG-A	3M-A	FT-A	REB	PF	A	S	TP
Black	16	2-3	0-0	2-2	5	4	0	1	6
Peete	18	0-4	0-1	1-2	4	0	0	0	1
Woodard	32	8-14	1-3	5-9	8	1	0	1	22
Harrison	22	2-4	0-1	1-5	2	0	2	1	5
Haralson	34	3-16	0-9	4-4	4	4	4	0	10
Swilling	21	4-6	3-4	0-0	1	4	0	0	11
Ray	23	1-6	0-0	2-2	4	0	2	0	4
King	17	1-1	0-0	0-0	3	5	0	1	2
Swannegan	17	1-2	0-0	0-4	4	1	0	0	2
Team					6				
TOTALS	200	22-56	4-18	15-28	41	18	8	4	63

BUFFALO (5-9)

Name	M	FG-A	3M-A	FT-A	REB	PF	A	S	TP
Regan	28	4-6	2-3	3-5	6	3	0	1	13
McCrea	29	8-18	0-0	6-7	11	3	0	0	22
Sebuharara	29	1-1	1-1	0-0	0	0	1	0	3
Skeete	17	0-6	0-4	0-0	0	2	3	0	0
Nuiriankh	27	2-11	0-6	0-0	11	3	1	0	4
Thomas-Edwards	13	0-1	0-1	0-0	2	2	1	2	0
Watson	31	1-8	1-7	0-0	3	4	4	1	3
Raley-Ross	3	0-0	0-0	0-0	0	1	0	0	0
Downing	11	1-4	0-0	3-4	4	3	0	0	5
Ford	12	2-4	0-0	3-4	3	3	0	1	7
Team					1				
TOTALS	200	19-59	4-22	15-20	41	23	11	5	57

Tulsa	26	37	63
Buffalo	24	33	57

TULSA, OK - The Buffalo men's basketball team shot a season-low 32.2 percent from the floor on Wednesday night, losing at Tulsa (8-6) 63-57 in the team's final non-conference game of the season. Javon McCrea led the team with 22 points and 11 rebounds for his third double-double of the season, and Will Regan chipped in 13 for UB (5-8).

"We did some things well, but we didn't sustain them, and a lot of that goes to concentration," head coach Reggie Witherspoon said. "And obviously we didn't shoot the ball well, but they didn't shoot it well either. It was one of those games that you knew was going to go down to the wire. We got some looks late that we didn't convert."

The game started on a poor note, with the team spoiling its first eight possessions with five missed shots and a trio of turnovers to lead to a 9-0 deficit at the first media timeout. The team would respond though, and charge back with an 8-2 run over the following four minutes. From that point on, neither team would lead by more than seven points until the final minute of regulation.

McCrea was unstoppable in the first half, scoring 13 points in 13 minutes over the half, hitting 5-8 shots while the rest of the team would go only 4-16 in the first 20 minutes. Fortunately, Tulsa would do no better, taking just a 26-24 lead to the locker room after turning the ball over nine times and hitting just 11 of 28 shots.

A three pointer by Richie Sebuharara in the team's first possession of the second half gave the team its first lead. Buffalo would hold Tulsa at an arm's length for the next ten minutes of the game before the Golden Hurricane would use a 9-0 run to take the lead back for good with a 49-43 advantage with just over six minutes left in the game.

The second half was marred by fouls on both teams, with Tulsa shooting in the bonus just over six minutes into the half, throwing the pace of the game off for both teams. After shooting under 50 percent from the charity stripe over the past two games, it was free throw shooting that would keep Buffalo in the game, as it hit 15-20 for the game while the Hurricane made 15 on 28 attempts.

McCrea would find himself a victim of triple teams for the second half, and instead turned to rebounding to get his third double-double of the year, scoring nine points and getting seven rebounds in the final half of action. Regan would step in with eight points and five rebounds in support of his frontcourt mate, and Regan and Tony Watson hit three pointers late in the game to keep Buffalo in contention.

Ultimately, Tulsa would hold off the Bulls thanks to 23 free throw attempts in the second half alone, and used 11 second-half offensive rebounds to drain the clock.

The game was tied at 51 with three minutes left in the game, and the Bulls picked a bad time to go cold again, missing five straight shots while Tulsa scored nine unanswered points until Buffalo would score again with 21 seconds left with the game all but settled.

OHIO 86, BUFFALO 68

JAN. 9, 2013 * ATHENS, OH

ATTENDANCE: 4,846

BUFFALO (5-10, 0-1 MAC)

Name	M	FG-A	3M-A	FT-A	REB	PF	A	S	TP
Regan	27	4-8	1-3	2-4	6	2	2	1	11
Sebuharara	23	2-5	1-3	0-0	1	1	2	1	5
Skeete	26	3-8	1-4	6-7	4	0	1	0	13
McCrea	28	6-15	0-0	1-2	6	4	2	1	13
Nuiriankh	28	0-0	0-0	0-0	2	1	3	0	2
Thomas-Edwards	13	0-1	0-0	3-4	2	1	1	0	3
Watson	24	2-8	2-6	0-0	2	1	1	0	6
Raley-Ross	6	0-1	0-0	1-2	1	0	1	0	1
Downing	9	3-3	0-0	2-2	2	3	1	0	8
Ford	16	1-6	0-0	6-12	9	2	0	0	8
Team					4				
TOTALS	200	21-55	5-16	21-33	39	14	14	5	68

OHIO (10-5, 1-0 MAC)

Name	M	FG-A	3M-A	FT-A	REB	PF	A	S	TP
Offutt	29	3-6	0-2	0-0	4	2	2	2	6
Cooper	23	7-9	5-6	2-2	3	2	7	1	21
Kellogg	32	2-5	2-4	0-0	2	1	5	1	6
Baltic	17	4-6	0-0	0-0	3	2	0	1	8
Keely	23	6-10	0-0	7-10	5	1	2	0	19
Green	4	3-5	0-0	0-0	0	5	0	0	6
Goff	1	0-1	0-1	0-0	0	0	0	0	0
McKinley	2	0-0	0-0	0-0	0	0	0	0	1
Hall	15	2-8	1-4	0-0	0	2	4	0	5
Johnson	16	1-1	0-0	1-2	3	3	2	0	3
Smith	21	2-8	0-0	3-4	7	3	1	2	7
Taylor	17	2-4	1-1	0-0	3	1	3	0	5
Team					5				
TOTALS	200	19-59	4-22	15-20	41	23	11	5	57

Buffalo	31	37	68
Ohio	53	33	86

ATHENS, OH - Fueled by a 53-point first half in which it shot almost 65 percent from the floor, the Ohio Bobcats (10-5, 1-0 MAC) beat the Buffalo men's basketball team 86-68 Wednesday in the Mid-American Conference opener. The Bulls (5-10, 0-1 MAC) were unable to slow down the Ohio transition game, leading to 23 fast-break points and 21 points off turnovers. Jarryn Skeete scored a career-high 13 points, joining Javon McCrea as the team's leaders in points for the game.

The game was back and forth in the early going, with the Bobcats taking a 20-12 lead with 12 minutes left to play in the half. Buffalo responded with a 7-0 run thanks to easy baskets by McCrea and Regan, and an NBA-level three pointer from Tony Watson that forced an Ohio timeout. That timeout would prove to be the turning point in the half, as the Bobcats came out of the break and ended the final ten minutes of the half with a 33-12 advantage to claim a 53-31 halftime lead.

Buffalo's 10 first-half turnovers gave the Bobcats the gas to rev up the offensive engine, as Ohio held a 16-2 advantage in fastbreak points in the half and 14 points off of turnovers. Senior Bobcat D.J. Cooper was 6-7 from the field and 4-4 from three to put up 18 points in just 17 minutes of court time in the half. He would play just six minutes in the half, and finished with 21 points and seven assists. He would find a rhythm with post Reggie Keely, who put up equally efficient numbers for the night with 19 points in 23 minutes.

The pace of the game wore on the UB posts, leading to foul troubles for the group over the course of the entire game. Of the 14 fouls called on the Bulls, 11 were committed by the frontcourt. On the flip side, though, the Bulls scored 32 points in the paint and 40 points overall from the quartet of post players. The posts fought through the adversity to grab 17 offensive rebounds for 19 second-chance points.

McCrea had six rebounds and four blocks to go with his 13 points, and Xavier Ford provided terrific energy off the bench. The sophomore had a career high nine rebounds (seven on the offensive glass), and added eight points to give the team a lift when McCrea was saddled with his fourth foul at the 16:44 mark of the second half.

Ohio would build its lead at a more modest pace in the second half, taking its largest lead of the game at the 9:03 mark when it led 75-41. Buffalo would muster a strong finish to the game to cut into that lead, though, ending the game with a 27-11 advantage.



MIAMI (OH) 58, BUFFALO 57

JAN. 12, 2013 * BUFFALO, NY

ATTENDANCE: 3,284

MIAMI (OH) (6-8, 1-1 MAC)

Name	M	FG-A	3M-A	FT-A	REB	PF	A	S	TP
Felder	29	4-8	2-4	2-2	2	3	0	0	12
Rollins	24	2-5	0-0	0-0	4	4	2	1	4
Roberts	34	8-11	2-3	4-5	3	1	0	1	22
Johnson	27	0-2	0-1	0-0	4	3	2	1	0
Sullivan	30	1-7	0-4	0-0	3	1	4	2	2
McKnight	17	2-3	0-0	2-2	2	3	1	1	6
Sewell	7	0-1	0-1	0-0	1	0	0	0	0
Edwards	0+	0-0	0-0	0-0	0	0	1	1	0
Harris	7	1-1	1-1	0-0	0	0	0	0	3
McGhee	18	2-4	0-0	3-4	1	4	0	0	7
Legarza	7	1-2	0-0	0-0	2	0	1	0	2
Team					6				
TOTALS	200	21-44	5-14	11-13	28	19	11	7	58

BUFFALO (5-11, 0-2 MAC)

Name	M	FG-A	3M-A	FT-A	REB	PF	A	S	TP
Regan	16	3-6	0-0	0-0	2	0	0	0	6
McCrea	32	6-13	0-0	7-11	11	2	3	4	19
Sebuharara	15	0-2	0-2	0-0	3	0	2	0	0
Skeete	35	2-11	1-8	0-0	1	1	0	1	5
Nuiirankh	23	1-4	0-2	2-2	7	4	4	0	4
Thomas-Edwards	12	1-3	1-3	0-0	3	0	0	0	3
Watson	31	0-4	0-4	0-0	0	0	0	0	0
Raley-Ross	4	0-1	0-0	0-0	0	0	0	0	0
Downing	16	4-6	0-0	6-7	4	3	1	1	14
Ford	16	3-4	0-0	0-0	1	2	0	3	6
Team					2				
TOTALS	200	20-54	2-19	15-20	34	12	10	9	57

Miami (OH)	31	27	58
Buffalo	25	32	57

BUFFALO, NY – The University at Buffalo men's basketball team rallied from 21 points down midway through the second half to take a 57-56 lead over Miami with one minute remaining. But Allen Roberts hit a pair of free throws with seven seconds left and the RedHawks escaped with a 58-57 win at Alumni Arena on Saturday night.

Leading by six at the half, Miami opened the second stanza on a 21-8 run to lead 54-33 with 10:20 remaining. However, that would be the last field goal the RedHawks would make in the game as the Bulls clamped down on defense and mounted their comeback.

It started with five straight points by Jarryn Skeete that cut the lead to 16. UB then looked to its post players as Cameron Downing (9) and Javon McCrea (6) combined to score Buffalo's next 15 points. Auraum Nuiirankh grabbed an offensive rebound off a missed free throw and laid it in to cut the Miami advantage to 56-55 with 2:01 left.

McCrea hit a pair of free throws with 1:01 remaining to give the Bulls a 57-56 advantage - their first lead since 5:53 of the first half. In the closing seconds, McCrea came up with a big block at the defensive end, but couldn't gather in the rebound, giving Miami another chance. Roberts drove to the basket and was fouled with six seconds remaining. He made both free throws to put the RedHawks ahead, 58-57.

Buffalo called timeout to call a play, but the inbounds pass was stolen by Geovonie McKnight to seal the win for Miami.

"We didn't play at all in the first 30 minutes of the game. I don't think our energy was good," head coach Reggie Witherspoon said. "We didn't confront our opponent until there was about 10 minutes left in the game. We had good energy after that, but we didn't close it out."

McCrea recorded his fourth double-double of the season in another stat sheet stuffer. The junior forward finished with 19 points, 11 rebounds, three assists, four blocks and four steals.

Downing continued his solid play as of late with 14 points, 11 of which came in the second half.

Buffalo forced 20 turnovers and outrebounded Miami, 34-28. The Bulls grabbed 14 offensive rebounds and scored 17 second chance points.

"It's one of the few games you will see a team commit less turnovers and get more rebounds and lose," Witherspoon said. "It's hard to do and we just did it. We've got to finish it out."

KENT STATE 80, BUFFALO 68

JAN. 16, 2013 * BUFFALO, NY

ATTENDANCE: 3,057

KENT STATE (11-6, 2-1 MAC)

Name	M	FG-A	3M-A	FT-A	REB	PF	A	S	TP
Evans	34	9-15	1-3	6-10	14	2	2	4	25
Henniger	8	0-2	0-0	2-4	1	5	0	0	2
Brewer	33	0-6	0-0	5-8	0	1	3	1	5
Holt	32	7-12	5-5	8-8	7	0	2	1	27
Goodson	25	3-6	1-2	1-2	0	5	1	1	8
Pope	6	0-1	0-0	1-2	1	5	0	0	1
Thomas	7	0-1	0-0	0-0	1	0	1	0	0
Ortiz	15	0-4	0-2	0-0	0	4	1	0	0
Manley	23	4-7	2-5	0-0	1	0	3	2	10
Spicer	9	0-1	0-0	0-0	1	2	0	1	0
Tabb	8	0-0	0-0	2-2	2	5	0	0	2
Team					6				
TOTALS	200	23-55	9-17	25-36	32	29	13	10	80

BUFFALO (5-11, 0-2 MAC)

Name	M	FG-A	3M-A	FT-A	REB	PF	A	S	TP
Regan	25	2-6	1-2	4-4	5	4	1	0	9
McCrea	35	9-12	0-0	15-15	10	3	0	2	33
Watson	40	1-12	1-2	2-2	2	0	1	0	5
Skeete	33	2-6	0-4	5-5	4	3	2	2	9
Nuiirankh	26	1-5	1-3	1-2	3	5	3	1	4
Thomas-Edwards	14	0-1	0-1	1-2	3	2	0	0	1
Sebuharara	7	0-0	0-0	0-0	0	2	2	1	0
Downing	9	0-0	0-0	2-4	3	4	0	0	2
Ford	11	1-1	0-0	3-4	0	3	0	0	5
Team					7				
TOTALS	200	16-43	3-22	33-38	37	26	9	6	68

Kent State	40	40	80
Buffalo	36	32	68

BUFFALO, NY – Despite a career-high 33 points by Javon McCrea, the University at Buffalo men's basketball team lost to Kent State, 80-68, at Alumni Arena on Wednesday night. The game was marred by a combined 55 fouls whistled on the teams.

It was the second straight double-double and third in four games for McCrea who added 10 rebounds, four blocked shots and two steals to his stat line. He was a perfect 15-for-15 from the free throw line – the third most free throws made in a game in school history. The junior forward shot 9-of-12 from the field.

It was a close game throughout before Kent State pulled away late. McCrea had 21 points at the break and the Bulls trailed, 40-36, at halftime. Trailing, 52-47, with 15:48 left, the Bulls went on a 13-4 scoring run. An Auraum Nuiirankh free throw capped the run and put the Bulls ahead, 60-56, with 9:29 left.

A pair of Xavier Ford free throws put Buffalo ahead, 66-64, with 5:43 remaining. The Golden Flashes responded with an 8-0 run to gain a 72-66 advantage with 2:22 left. McCrea's 14th and 15th made free throw cut Kent State's lead to 72-68 with 1:59 remaining. However, the Bulls wouldn't score again and the Flashes made eight straight free throws to close out the game.

Will Regan and Jarryn Skeete each scored nine points for UB. Ford and Tony Watson added five points apiece.

The Bulls struggled from long distance, shooting just 3-of-22 from beyond the arc. Conversely, Kent State knocked down 9-of-17 three-point attempts.

Buffalo made a living at the free throw line, making 33-of-38 attempts. The 33 makes were the fourth most made in a single game in school history.

"Our guys battled to the end," head coach Reggie Witherspoon said. "Obviously the two areas our guys struggled in were turnovers and three-point shooting. I think our guys are battling like crazy, but that's pretty much how the game played out."

29 fouls were called against Kent State and the Golden Flashes had four players foul out. The Bulls had 26 fouls whistled against them and one disqualification.

BUFFALO 68, BOWLING GREEN 65

JAN. 19, 2013 * BUFFALO, NY

ATTENDANCE: 3,026

BOWLING GREEN (6-11, 1-3 MAC)

Name	M	FG-A	3M-A	FT-A	REB	PF	A	S	TP
Calhoun	36	5-20	2-3	4-5	8	4	1	0	16
Black	23	2-4	0-0	0-0	4	4	0	1	4
Crawford	36	6-16	2-7	4-5	2	2	4	0	18
Henderson	12	0-2	0-0	2-2	3	0	0	0	2
Orr	32	5-6	2-2	2-4	4	2	1	1	14
Parker	3	0-3	0-0	0-0	2	0	0	0	0
Kraus	30	1-2	1-2	0-0	4	2	3	0	3
Sealey	1	0-0	0-0	0-0	0	2	0	0	0
Erger	10	0-1	0-0	1-2	0	1	0	0	1
Holmes	17	3-5	0-0	1-1	7	1	0	1	7
Team					2				
TOTALS	200	22-59	7-14	14-19	36	18	9	3	65

BUFFALO (6-12, 1-3 FG)

Name	M	FG-A	3M-A	FT-A	REB	PF	A	S	TP
Regan	18	2-8	1-6	0-0	3	1	1	0	5
McCrea	34	7-15	0-0	7-9	14	3	1	1	21
Watson	34	3-7	1-4	0-0	0	1	2	0	7
Skeete	32	6-8	1-3	3-4	6	2	2	1	16
Nuiirankh	24	3-6	2-5	1-1	5	4	1	0	9
Thomas-Edwards	16	1-3	1-2	0-0	3	0	0	0	3
Sebuharara	13	1-2	1-1	0-0	0	1	1	0	3
Downing	22	0-1	0-0	3-4	2	3	1	0	3
Ford	6	0-2	0-0	1-2	2	3	0	0	1
Team					2				
TOTALS	200	23-52	7-21	15-20	37	18	9	2	68

Bowling Green	33	32	65
Buffalo	25	43	68

BUFFALO, NY – The University at Buffalo men's basketball team erased an eight-point halftime deficit to defeat Bowling Green, 68-65, at Alumni Arena on Saturday night. The win snapped the Bulls' four-game losing streak and gave them their first Mid-American Conference win of the season.

Once again, Javon McCrea led UB with 21 points and a career-high 14 rebounds. It was the junior forward's third straight double-double and fourth in the last five games.

Buffalo also got a great performance from freshman point guard Jarryn Skeete who scored a career-high 16 points on 6-of-8 shooting and added six rebounds.

Bowling Green jumped out to a 15-3 lead and held the lead for the entire first half. The Falcons made of 6-of-8 three-pointers in the first stanza to pace their scoring. Buffalo trailed, 33-25, at the break.

Auraum Nuiirankh helped spark the Bulls second-half comeback. The junior swingman hit a three-pointer and after a pair of McCrea free throws, hit a layup and was fouled. His free throw knotted the game at 35 less than two minutes into the second half.

Bowling Green built its lead back up to 53-44 with 11:43. The Bulls responded with a 14-4 scoring run and when Tony Watson connected on a three-pointer, UB grabbed its first lead since the opening moments of the game, 58-57, with 8:01 left.

The lead would see-saw between teams over the final eight minutes of the game. McCrea then gave Buffalo the lead for good when he took a feed from Nuiirankh and hit a layup to put the Bulls ahead, 65-63, with 31 seconds remaining.

McCrea corralled a Bowling Green miss for his career-best 14th rebound of the night. He was fouled a converted both free throws to give the Bulls a 67-63 lead with 12 seconds left.

Bowling Green had one last chance, trailing by three points in the waning seconds, but Jordan Crawford's three-point attempt was off the mark.

"Going into the game we talked about the ball finding rhythm. I thought tonight we did a better job of that, particularly in the second half," head coach Reggie Witherspoon said. "I thought the opening minute and a half, two minutes of the second half our guys demonstrated a lot of determination."

Buffalo shot 54 percent in the second half, including 4-of-9 from beyond the arc.

Nuiirankh finished with nine points and Watson added seven for Buffalo. All nine players that saw action scored for UB.

BUFFALO 66, BALL STATE 63

JAN. 23, 2013 * MUNCEIE, IN

ATTENDANCE: 2,965

BALL STATE (7-10, 1-4 MAC)

Name	M	FG-A	3M-A	FT-A	REB	PF	A	S	TP
Bond	29	3-7	0-0	2-2	4	3	1	4	8
Majok	19	4-7	0-0	5-6	6	4	1	2	13
Fields	21	0-5	0-0	1-2	1	2	0	1	1
Scaife	32	5-11	3-6	5-8	4	1	1	1	18
Berry	33	3-8	1-5	2-3	3	0	5	0	9
Kamieniecki	27	4-4	0-0	1-1	8	3	2	0	9
Posley	15	2-5	1-3	0-0	0	2	1	1	5
Calhoun	5	0-1	0-0	0-0	1	0	0	0	0
Koch	19	0-3	0-2	0-0	4	2	0	1	0
Team					2				
TOTALS	200	21-51	5-16	16-22	33	17	11	10	63

BUFFALO (7-12, 2-3 MAC)

Name	M	FG-A	3M-A	FT-A	REB	PF	A	S	TP
Regan	32	5-13	4-9	3-4	3	3	1	1	17
McCrea	29	10-12	0-0	4-6	7	3	1	0	24
Watson	39	3-7	1-3	2-2	1	2	7	1	9
Skeete	36	0-5	0-0	1-2	6	2	3	2	1
Nuiriankh	14	2-6	2-4	0-0	3	4	0	0	2
Thomas-Edwards	14	0-0	0-0	2-2	3	0	1	0	6
Sebaharara	5	0-1	0-0	0-0	0	0	0	0	0
Raley-Ross	12	0-1	0-1	0-0	2	0	1	0	0
Downing	12	1-2	0-0	1-1	1	4	0	0	3
Ford	7	1-1	0-0	2-4	3	1	1	0	4
Team					1				
TOTALS	200	22-48	7-17	15-21	30	19	15	4	66

Ball State	31	32	63
Buffalo	29	37	66

MUNCIE, IN – For just the second time in nine trips to Worthen Arena, the University at Buffalo men's basketball team beat the host Ball State Cardinals, 66-63, on Wednesday night. It was the Bulls' second-straight win to improve to 2-3 in Mid-American Conference play.

The Bulls were led by Javon McCrea who scored a game-high 24 points on 10-of-12 shooting. But it was the clutch shooting of Will Regan, late in the game, that helped UB earn the victory.

Buffalo's last two trips to Worthen Arena resulted in losses by a combined three points and this game, too, was close throughout. There were seven ties and 11 lead changes in the game with neither team leading by more than eight points.

Buffalo got off to a sluggish start offensively, falling behind, 9-1, but played solid defense to keep the game close. The Bulls trailed, 31-29, at the half. McCrea and Regan combined for 21 of UB's 29 first-half points.

Buffalo started the second half on a 12-4 scoring run and Auraum Nuiriankh's second three-pointer of the second half put the Bulls ahead, 41-37, with 15:39 left. Ball State responded and took a 49-46 lead with 8:29 left, before Tony Watson came off a screen and drained a three-pointer to knot the game at 49 with 8:12 remaining.

Regan hit a three-pointer from the top of the key to put the Bulls ahead, 53-52, with 6:44 left. As a team, Buffalo made seven three-pointers in the game, including five in the second half. A pair of Raphell Thomas-Edwards free throws gave the Bulls their largest lead of the game, 57-52, with 5:08 on the clock.

A 6-0 scoring run by Ball State gave the Cardinals a 58-57 advantage with 3:52 left. The teams traded baskets before McCrea drove the baseline for a dunk to give UB the lead for good, 61-60, with 2:41 remaining.

However, the biggest shot of the night came from Regan who, with 8.9 seconds left on the clock and the Bulls leading by one, hit his career-best fourth three-pointer of the night to extend the UB lead to four. Regan's three was far from conventional as his straight-on shot hit the back of the rim, bounced straight up in the air, before falling through the net.

McCrea added a team-high seven rebounds and a pair of blocks to go along with his 24 points – snapping his double-double streak at three. Watson finished with nine points and a game-high seven assists.

"We did a better job rebounding the basketball in the second half and I think that certainly did help," head coach Reggie Witherspoon said. "The biggest thing is that we are learning to grind out wins whether it be at home or on the road. Anytime you can go on the road in conference play and win, it's a huge win."

AKRON 68, BUFFALO 64

JAN. 26, 2013 * AKRON, OH

ATTENDANCE: 5,403

BUFFALO (7-13, 2-4 MAC)

Name	M	FG-A	3M-A	FT-A	REB	PF	A	S	TP
Regan	28	3-11	2-6	0-0	3	4	1	0	8
McCrea	31	3-11	0-0	4-4	7	1	2	1	10
Watson	38	5-8	3-5	2-2	3	3	1	1	15
Skeete	39	8-16	3-6	0-1	7	2	5	3	19
Nuiriankh	34	2-5	1-3	0-1	7	2	4	1	5
Thomas-Edwards	6	0-0	0-0	0-0	2	1	1	0	0
Sebaharara	3	0-0	0-0	0-0	0	0	0	1	0
Downing	10	3-4	0-0	1-1	2	4	0	1	7
Ford	11	0-1	0-0	0-0	1	2	0	0	0
Team					4				
TOTALS	200	24-56	9-20	7-9	31	19	14	8	64

AKRON (15-4, 6-0 MAC)

Name	M	FG-A	3M-A	FT-A	REB	PF	A	S	TP
Treadwell	31	4-8	0-0	5-6	7	3	1	1	13
Walsh	24	1-6	1-5	2-3	4	0	3	1	5
Harney	17	4-8	1-2	0-0	4	2	0	0	9
Abreu	34	4-9	1-3	4-5	1	1	4	2	13
Marshall	33	4-6	0-0	0-0	4	4	1	0	8
Ibitayo	10	0-0	0-0	0-2	0	1	0	0	0
Betancourt	6	1-2	0-0	0-0	0	0	1	0	2
Kretzer	18	2-5	2-4	2-2	3	0	1	1	8
McAdams	7	1-1	1-1	0-0	0	0	1	0	3
Gilliam	13	1-5	1-2	0-0	2	0	1	1	3
Forsythe	7	1-2	0-0	2-2	3	2	0	0	4
Team					2				
TOTALS	200	23-52	7-17	15-20	30	13	13	6	68

Akron	31	37	68
Buffalo	37	27	64

AKRON, OH – The University at Buffalo men's basketball nearly pulled off a huge conference road win at first-place Akron, losing to the host Zips, 68-64, on Saturday night. Akron entered the game on a 10-game winning streak and an undefeated mark at home. The four-point margin matched the closest a team had come to beating the Zips at home this season.

Three UB players scored in double-figures – led by freshman point guard Jarryn Skeete's career-high 19 points. Tony Watson had 15 points and Javon McCrea added 10.

The Bulls came out of the gates on fire, making their first nine shots, including four three-pointers. Tony Watson, who had been struggling from distance in recent games, looked like his old self, making his first three three-pointers. A Javon McCrea rebound and putback put Buffalo ahead, 30-10, and quieted the 5,403 in attendance.

Akron (15-4, 6-0 MAC) chipped away at the UB lead for the remainder of the half and managed to cut Buffalo's advantage to 37-31 at halftime.

Buffalo (7-13, 2-4 MAC) opened the second half on a 13-3 run, capped by a Cameron Downing two-handed slam in which he was fouled. His free throw gave the Bulls a 49-34 lead with 15:03 left. Watson made a pair of free throws to give UB a 55-42 lead with 11:37 remaining. However, that is when Akron made its run.

The Zips showed why there are one of the best teams in the MAC as they mounted a 19-0 scoring run and quickly turned a 13-point deficit into a 61-55 lead with 5:31 left. The Bulls could have mailed it in at that point, but kept fighting. Trailing, 63-59, with 2:52 left, Skeete nailed a three-pointer and was fouled. He was unable to convert the free throw, but it cut the Akron lead to one.

Buffalo had a chance to tie the game late in regulation, trailing by two with the ball and less than 30 seconds on the clock. However, McCrea, while absorbing a lot of contact, missed a shot in the paint that would have tied the game. The Zips made their free throws down the stretch to win the game.

Skeete added five assists, three steals and had only one turnover – a great effort by a freshman point guard in a very hostile environment. He played a season-high 39 minutes.

Downing had seven points in just 10 minutes. Will Regan finished with eight points, including a pair of three-pointers.

McCrea and Auraum Nuiriankh shared the team high with seven rebounds, apiece. McCrea added three blocked shots, but shot just 3-of-11 from the field.

"The hope is that this game tignites a determination in us. We did enough good things to win, but didn't," head coach Reggie Witherspoon said. "You don't want your guys walking out of here happy. But the anger they are bound to feel, we want that to build a determination that this is something that we can do, that we will do."

BUFFALO 91, CENTRAL MICHIGAN 73

JAN. 30, 2013 * BUFFALO, NY

ATTENDANCE: 2,552

CENTRAL MICHIGAN (9-11, 2-5 MAC)

Name	M	FG-A	3M-A	FT-A	REB	PF	A	S	TP
Mbiagoto	15	1-3	0-1	4-5	2	2	0	0	6
Simons	28	3-8	1-5	1-1	4	2	0	2	8
Randall	36	7-16	2-7	7-9	2	1	4	3	23
Fowler	23	2-3	0-0	2-2	4	4	4	0	6
Keel	13	2-8	0-6	1-1	0	1	1	0	5
Krannitz	11	1-3	0-1	0-0	1	0	1	0	2
Richardson	16	1-3	0-2	0-2	2	4	1	1	2
Craddock	15	1-4	1-2	1-1	0	5	2	2	4
Stewart	17	0-0	0-0	0-0	1	1	0	0	0
Hibbitts	25	5-7	3-5	4-4	3	1	0	2	17
Saylor	1	0-2	0-0	0-0	1	0	1	1	0
Team					2				
TOTALS	200	23-57	7-29	20-25	22	22	13	11	73

BUFFALO (8-13, 3-4 MAC)

Name	M	FG-A	3M-A	FT-A	REB	PF	A	S	TP
Regan	17	3-6	0-1	1-2	3	1	3	0	7
McCrea	31	8-10	0-1	1-1	8	3	2	1	17
Watson	37	4-6	3-5	0-0	6	1	4	0	11
Skeete	32	3-5	2-3	4-4	3	5	3	1	12
Nuiriankh	35	2-10	2-7	12-12	10	3	5	2	18
Thomas-Edwards	5	0-1	0-0	0-1	1	1	0	0	0
Sebaharara	11	1-1	1-1	0-0	1	0	1	0	3
Downing	23	8-10	0-0	5-6	4	4	2	0	21
Ford	9	1-3	0-0	0-1	3	1	1	1	2
Team					0				
TOTALS	200	30-52	8-19	23-26	39	19	21	5	91

Central Michigan	30	43	73
Buffalo	43	48	91

BUFFALO, NY – The University at Buffalo men's basketball team scored a season high in points in a 91-73 win over Central Michigan at Alumni Arena on Wednesday night. Cameron Downing came off the bench to lead the Bulls with a career-high 21 points.

Downing was one of five players to score in double-figures. Auraum Nuiriankh also scored a career-high 18 points and added 10 rebounds for his second double-double of the season. The junior swingman was a perfect 12-for-12 from the free throw line and added a career-best five assists.

Javon McCrea had 17 points on 8-of-10 shooting, eight rebounds and blocked two shots. He moved into third place in school history with 149 career blocks.

Jarryn Skeete added 12 points and Tony Watson chipped in with 11, including three three-pointers.

Buffalo (8-13, 3-4 MAC) never trailed as it used 61.5 percent shooting in the first half to build its lead to as much as 15 points. The Bulls shot the ball well from distance early on as Watson, Skeete and Nuiriankh each had a pair of three-pointers in the first half. Buffalo led, 43-30, at the break.

The Bulls built their lead to 68-51 with 8:19 to play, before Central Michigan went on an 8-0 scoring run to cut the UB advantage to 72-63 with 6:07 left. But following four straight Nuiriankh free throws and a Skeete layup, UB led 78-65 and silenced the Chippewas' threat.

Buffalo shot a season-best 58 percent from the field and made 23-of-26 free throw attempts. The Bulls dominated the glass, outrebounding Central Michigan, 39-22, and scored 18 second-chance points. UB had 21 assists on 30 field goals.

"For the first time we played from tip-to-horn against a zone defense and we had some pretty good success with it," head coach Reggie Witherspoon said. "When we start to pass the basketball and play with rhythm, everyone will play better."

It was the best game of Downing's career as he continued his solid play of late. The junior forward shot 8-for-10 from the field and added four rebounds and two assists.



WESTERN MICHIGAN 71, BUFFALO 60

FEB. 2, 2013 * KALAMAZOO, MI
ATTENDANCE: 3,312

BUFFALO (8-14, 3-5 MAC)										
Name	M	FG-A	3M-A	FT-A	REB	PF	A	S	TP	
Regan	28	3-13	2-10	0-0	1	5	0	0	8	
McCrea	34	9-13	0-0	4-9	10	5	2	1	22	
Watson	38	3-9	3-6	2-2	5	3	3	0	11	
Skeete	36	3-7	0-2	0-3	5	3	3	0	6	
Nuiriankh	27	1-5	0-1	5-6	5	4	0	1	7	
Thomas-Edwards	6	1-1	1-1	0-0	1	1	0	0	0	
Sebuharara	5	0-0	0-0	0-0	0	0	0	0	0	
Raley-Ross	7	0-0	0-0	0-0	0	0	2	0	0	
Downing	9	1-2	0-0	1-1	0	5	0	0	3	
McPhail	1	0-0	0-0	0-0	1	0	0	0	0	
Ford	9	0-1	0-0	0-0	0	2	0	0	0	
Team					2					
TOTALS	200	21-51	6-20	12-21	30	28	10	5	60	

WESTERN MICHIGAN (14-7, 6-2 MAC)										
Name	M	FG-A	3M-A	FT-A	REB	PF	A	S	TP	
Hutcherson	26	2-7	0-3	2-4	8	4	1	1	6	
Paul	25	6-14	0-0	3-7	8	3	1	1	15	
Whittington	36	9-18	0-1	5-6	14	2	0	4	23	
Klein	9	0-0	0-0	0-0	0	0	0	0	0	
Pokley	18	0-2	0-0	1-2	1	2	2	0	1	
Tava	5	1-1	0-1	0-0	0	3	1	0	2	
Richie	30	1-5	0-0	3-4	1	0	3	0	5	
Brown	27	4-6	0-0	3-5	2	1	0	1	13	
Perry	11	0-1	2-2	2-2	5	3	2	1	2	
Loney	13	1-2	0-0	2-2	0	5	1	1	4	
Team					1					
TOTALS	200	24-56	2-9	21-32	40	23	11	9	71	

Buffalo	31	29	60
Western Michigan	31	40	71

KALAMAZOO, MI – The Buffalo men's basketball team lost 71-60 at the Western Michigan Broncos (14-7, 6-2 MAC) Saturday night. The Bulls (8-14, 3-5 MAC) shot just 32 percent from the field in the second half after going into halftime tied up. The Broncos also pulled down 15 offensive rebounds to snap a three-game losing streak to UB. Javon McCrea led Buffalo with 22 points and 10 rebounds, his fifth double-double of the conference season.

With the 22 points, McCrea moved into a tie with Rodney Pierce (2007-10) for the 13th most career points in program history. His 10 rebounds also gave him exactly 600 for his career, making him just the sixth Bull ever to do so.

After the last two games in the series were decided by two points or less, the first half of the game was very much the status quo. The first 20 minutes featured six different ties, three lead changes, and neither team led by more than five points. McCrea scored 10 points on 5/7 shooting, but was one-upped by his counterpart in white, Shane Whittington, who scored 13 with four steals.

It was turnovers that kept the Bulls in check offensively, with Western successfully denying post entry passes throughout and forcing 12 turnovers in the half to offset Buffalo's rebounding advantage. That rebounding advantage would be turned on its head on the second half, though, proving to be the difference in the game to Western's benefit.

The Broncos would break the tie game just over 30 seconds into the second half, and would never give up the lead. The margin would wax and wane, eventually topping off at 11 points. The Bulls were unable to chip away due to second-chance opportunities thanks to nine offensive rebounds in the half. The game was also slowed dramatically thanks to 38 fouls called in the second half alone, leading to the disqualification of three UB post players (McCrea, Cameron Downing, and Will Regan).

With the fouls, the second half featured 49 combined free throw attempts, which the recently consistent Bulls hitting only 12 of 21. This comes after making over 71 percent from the line over the past six games.

Buffalo would claw back within four, 60-56, with 3:31 to play in the game, but Buffalo missed its next three shots and Western would snap off a 7-0 run to put the game out of reach.

Tony Watson was the only other Bull in double figures besides McCrea, scoring 11 points on 3-6 shooting from deep and a pair of free throws. Jarryn Skeete had six points, five rebounds, three assists and three steals.

"We got out-toughed tonight," head coach Reggie Witherspoon said. "We had three post players foul out so we were thin, but we have to be tough enough to fight through those things. We can't leave nine free throws hanging around like that and we need to lock ourselves in."

EASTERN MICHIGAN 65, BUFFALO 46

FEB. 6, 2013 * YPSILANTI, MI
ATTENDANCE: 522

BUFFALO (8-15, 3-6 MAC)										
Name	M	FG-A	3M-A	FT-A	REB	PF	A	S	TP	
Regan	25	5-9	0-1	2-4	2	1	0	1	12	
McCrea	33	5-11	0-0	5-9	9	3	3	0	15	
Watson	40	2-4	2-4	2-3	2	3	3	1	8	
Skeete	37	1-7	1-4	0-0	8	0	4	0	3	
Nuiriankh	18	0-3	0-2	0-0	2	2	0	0	0	
Thomas-Edwards	8	0-0	0-0	0-0	0	1	0	0	0	
Sebuharara	3	0-1	0-1	0-0	0	2	0	0	0	
Raley-Ross	14	0-0	0-0	1-2	2	2	1	0	1	
Downing	18	3-4	0-0	1-2	1	1	0	0	7	
McPhail	1	0-0	0-0	0-2	1	0	0	0	0	
Ford	3	0-0	0-0	0-0	1	3	0	0	0	
Team					1					
TOTALS	200	16-39	3-12	11-22	29	18	11	2	46	

EASTERN MICHIGAN (11-11, 4-4 MAC)										
Name	M	FG-A	3M-A	FT-A	REB	PF	A	S	TP	
Bryant	33	6-13	0-0	5-6	5	2	1	1	17	
Harris	12	1-4	0-0	0-0	2	2	0	0	2	
Riley	20	2-3	0-0	0-0	6	5	1	0	4	
Ross	20	2-3	0-1	1-3	0	0	2	0	5	
Harrison	29	4-12	1-4	0-0	5	2	1	0	9	
Sims	24	3-3	1-1	0-0	1	1	0	3	7	
Harper	23	5-11	0-1	0-2	4	1	2	1	10	
Thompson	2	0-0	0-0	0-0	0	0	0	0	0	
Chandler	1	0-0	0-0	0-0	0	0	0	0	0	
Lyle	1	0-0	0-0	0-0	0	0	0	0	0	
Strickland	17	0-1	0-0	4-4	2	1	1	0	4	
Balkema	18	3-5	0-0	1-1	6	4	0	0	7	
Team					2					
TOTALS	200	26-55	2-7	11-16	33	18	8	5	65	

Buffalo	33	13	46
Eastern Michigan	37	28	65

YPSILANTI, MI – The University at Buffalo men's basketball team was outscored 28-13 in the second half at Eastern Michigan on Wednesday night as the Bulls fell to the Eagles, 65-46 at the Convocation Center. Junior Javon McCrea led the Bulls with 15 points.

Eastern Michigan opened up a nine-point lead in the first half as the Eagles went on a 17-4 run midway through the first half, taking a 28-19 lead. The Bulls managed to cut it to within three late in the first half and following an Eastern Michigan three-pointer, UB's Cameron Downing beat the buzzer with a layup, putting the Bulls into the half down just four, 37-33.

UB opened the second half with a layup from McCrea to pull within 37-35, but scored just seven points over the next 16 minutes. Over that time, the host Eagles went on a 24-7 run and took their largest lead of the game at 19. Eastern Michigan was extremely efficient on offense in the second half, shooting 50 percent from the floor and turning the ball over just once, and that came just two minutes into the half. The Bulls on the other hand, which shot 52.4 percent from the floor in the first half, shot just 5-of-18 from the floor in the second half.

Due to Eastern Michigan's aggressive defense, strong rebounding and its half-court offensive sets, the Bulls managed to take just 39 shots, by far their fewest of the season. The 16 made field goal by Buffalo were its second fewest of the year.

"I don't think we came out of the lockerroom with the intensity that it takes to win in this league," said head coach Reggie Witherspoon. "It wasn't an X and O's thing, we just didn't compete tonight, and they did a good job taking full advantage of that."

McCrea finished with 15 points and nine rebounds, just missing a double-double. The nine rebounds put him in fifth place in school history surpassing Mark Bortz. It was the 11th straight game that McCrea reached double figures in scoring. Redshirt sophomore Will Regan added 12 points, while senior Tony Watson added eight points. Junior Cameron Downing had seven points off the bench. The Buffalo post players accounted for all 13 second half points.

Eastern Michigan was led by 17 points from Glenn Bryant and 10 points off the bench from Austin Harper. The Eagles took advantage of every Buffalo turnover, scoring 23 points on 13 turnovers.

BUFFALO 59, NORTHERN ILLINOIS 54

FEB. 9, 2013 * BUFFALO, NY
ATTENDANCE: 4,136

NORTHERN ILLINOIS (5-17, 3-7 MAC)										
Name	M	FG-A	3M-A	FT-A	REB	PF	A	S	TP	
Gray, Kevin	27	3-5	0-0	0-0	3	3	1	0	6	
Bolin	31	2-7	0-4	1-2	6	2	2	1	5	
Nader	19	5-12	1-7	2-2	2	4	2	2	13	
Bowie	25	4-7	0-0	1-2	1	2	1	0	9	
Balls	25	0-2	0-1	0-0	7	1	4	0	0	
Davis	18	1-3	0-0	2-2	3	3	0	0	4	
Gray, Keith	22	3-4	0-0	3-4	3	2	0	0	9	
Cravatta	11	1-3	1-3	0-0	0	2	0	0	3	
Baker	15	0-1	0-0	2-2	1	2	0	0	2	
Mader	1	0-0	0-0	0-0	0	1	0	0	0	
Christian	6	1-1	1-1	0-0	2	0	0	0	3	
Team					2					
TOTALS	200	20-45	3-16	11-14	30	22	10	3	54	

BUFFALO (9-15, 4-6 MAC)										
Name	M	FG-A	3M-A	FT-A	REB	PF	A	S	TP	
McCrea	35	5-10	0-0	6-8	6	4	2	1	16	
Regan	27	4-9	1-3	0-0	5	1	0	0	9	
Watson	40	5-10	3-6	1-1	3	2	3	0	14	
Skeete	38	2-10	1-3	1-4	5	1	3	3	6	
Nuiriankh	36	2-9	0-5	6-9	10	0	0	1	10	
Downing	16	1-2	0-0	2-3	1	3	0	0	4	
Ford	2	0-0	0-0	0-0	0	1	0	0	0	
Raley-Ross	2	0-0	0-0	0-0	3	0	2	0	0	
Thomas-Edwards	4	0-0	0-0	0-0	0	0	0	0	0	
Team					1					
TOTALS	200	19-50	5-17	16-25	34	12	12	4	59	

Northern Illinois	27	27	54
Buffalo	31	28	59

BUFFALO, NY – The University at Buffalo men's basketball team grinded out a 59-54 win over Northern Illinois at Alumni Arena on Saturday afternoon. The Bulls had three players score in double-figures, led by Javon McCrea.

Tony Watson scored 14 points and continued to shoot it well from long range as the senior guard nailed three three-pointers. Aarum Nuiriankh notched his third double-double of the season with 10 points and 10 rebounds.

A three-pointer by Jarryn Skeete broke a 12-all tie with 12:41 left in the first half to give the Bulls the lead for good. However, a gutty performance by the Huskies prevented UB from pulling away.

Watson hit an acrobatic layup while being fouled with just one second remaining in the half. His free throw gave the Bulls a 31-27 lead at the break. The Bulls held a halftime advantage despite Northern Illinois shooting 61 percent from the field in the first half.

It was a steady dose of McCrea to start the second half as the UB big man scored the first six points to extend the Bulls' lead to 37-27. The UB lead would hover around eight for much of the second half before the Huskies made a run.

With UB leading, 52-41, with 4:27 left, Northern Illinois went on a 7-0 scoring run to cut the Buffalo advantage to 52-48 with 1:59 on the clock. A pair of Nuiriankh free throws and a Will Regan layup extended the UB lead to 56-48 with 49 seconds left.

However, the Bulls converted just one of their next six free throws and suddenly the Huskies trailed just 57-54 with 22 seconds left. But Abdel Nader's three-point attempt to tie the game with nine seconds left was off the mark and Nuiriankh skied for the rebound to seal the win for the Bulls.

"We knew Northern Illinois was a gritty, grind-it-out team and they were that way today," head coach Reggie Witherspoon said. "They were going to force us to have to grind with them and it's good to be on the winning side. We have a lot of things to work on, but it's good to be on the winning side of it."

Buffalo (9-15, 4-6 MAC) shot just 38 percent from the field, but did pull down 12 offensive rebounds and outscored the Huskies, 13-2, in second chance points.

Regan had nine points, Skeete had six and Cameron Downing finished with four points to round out UB's scoring.

BUFFALO 75, TOLEDO 60

FEB. 13, 2013 * BUFFALO, NY

ATTENDANCE: 2,338

TOLEDO (11-11, 7-4 MAC)

Name	M	FG-A	3M-A	FT-A	REB	PF	A	S	TP
Smith	26	1-9	0-3	2-2	3	1	2	1	4
Boothe	22	5-12	0-0	0-0	6	4	0	0	10
Buckley	29	3-11	1-9	0-0	3	3	1	1	9
Pearson	32	3-12	1-1	3-4	7	2	2	1	10
Brown	30	4-11	2-5	0-0	3	0	2	1	10
Ewing	2	0-0	0-0	0-0	0	0	0	0	0
Lemons	21	1-3	1-2	0-0	0	2	1	1	3
Holiday	23	2-6	0-1	3-3	6	1	1	0	7
Wonnell	15	3-3	0-0	1-2	5	2	1	1	7
Team					2				
TOTALS	200	22-67	7-21	9-11	35	15	10	6	60

BUFFALO (10-15, 5-6 MAC)

Name	M	FG-A	3M-A	FT-A	REB	PF	A	S	TP
Regan	30	3-6	0-2	3-4	2	3	2	0	9
McCrea	32	7-12	0-0	0-0	16	1	3	1	14
Watson	37	7-11	6-9	4-4	5	2	2	1	24
Skeete	35	6-11	2-2	3-5	5	0	3	1	17
Nuiiriankh	33	2-6	1-4	1-2	5	3	3	1	6
Sebuharara	1	0-0	0-0	0-0	0	0	0	0	0
Raley-Ross	14	0-2	0-1	0-0	0	0	1	0	0
Downing	14	2-4	0-0	1-1	1	1	2	0	5
McPhail	1	0-0	0-0	0-0	1	0	0	0	0
Ford	3	0-0	0-0	0-0	1	0	0	0	0
Team					1				
TOTALS	200	19-50	5-17	16-25	34	12	12	4	59

Toledo	25	35	60
Buffalo	35	40	75

BUFFALO, NY – The University at Buffalo men's basketball team utilized one of its finest defensive efforts of the season to defeat Toledo, 75-60, at Alumni Arena on Wednesday night to snap the Rockets' five game winning streak.

Tony Watson scored a career-high 24 points, including a career-best six three-pointers to lead all scorers. After missing his first two three-point attempts, the senior guard connected on his next 6-of-7 attempts from beyond the arc.

Javon McCrea pulled down a career-best 16 rebounds to go along with 14 points, three assists, four blocks and a steal. The junior forward had his eighth double-double of the season by halftime with 10 points and 10 rebounds.

Jarryn Skeete was the third UB player to reach double-figures in scoring with 17 points and added five rebounds and three assists.

Buffalo (10-15, 5-6 MAC) shot 52 percent from the field, including 50 percent from beyond the arc (9-for-18). The Bulls made 6-of-9 three-point attempts in the second half.

While there were a lot of gaudy offensive numbers, Buffalo won this game with its defense. The Bulls held the Rockets to just 32.4 percent shooting from the field and had eight blocked shots.

"Overall, that was our best team defensive effort of the season," head coach Reggie Witherspoon said.

Toledo (11-11, 7-4 MAC) came into the game featuring the MAC's leading scorer Rian Pearson, who was averaging 18.6 points per game. Auraum Nuiiriankh played exceptional defense and held the Toledo guard to 10 points on just 3-of-12 shooting.

Buffalo jumped out to a 9-3 lead and held that advantage for much of the game. UB finished the half on a 14-3 scoring run to turn a one-point deficit into a 35-25 halftime lead.

The Bulls stayed hot to open the second half and built their lead to 55-33 with 11:41 remaining in the game. Twice the Rockets made runs to close the gap and both times Watson silenced the threat with a three-pointer. His second three put UB ahead 67-52 with 4:52 left.

Buffalo pulled down 40 rebounds – its most in a MAC game this season.

BUFFALO 79, MIAMI (OH) 71

FEB. 16, 2013 * BUFFALO, NY

ATTENDANCE: 1,067

BUFFALO (11-15, 6-6 MAC)

Name	M	FG-A	3M-A	FT-A	REB	PF	A	S	TP
Regan	25	0-3	0-2	3-4	5	4	1	0	3
McCrea	28	9-14	0-0	2-4	6	4	1	1	20
Watson	40	10-14	6-9	5-5	0	0	6	1	31
Skeete	37	1-6	1-3	4-4	6	3	6	2	7
Nuiiriankh	34	3-10	0-4	5-5	5	4	2	2	11
Raley-Ross	9	0-1	0-0	0-0	1	1	1	0	0
Downing	19	1-3	0-0	1-3	2	3	1	0	3
Ford	8	2-2	0-0	0-0	0	2	0	0	4
Team					5				
TOTALS	200	26-53	7-18	20-25	30	21	18	6	79

MIAMI (OH) (8-16, 3-9 MAC)

Name	M	FG-A	3M-A	FT-A	REB	PF	A	S	TP
Felder	29	4-8	0-2	2-2	2	2	1	0	10
McGhee	23	5-8	0-0	3-3	1	2	2	0	13
McKnight	14	1-2	0-0	5-5	2	2	3	1	7
Roberts	25	3-6	1-2	3-4	1	1	1	2	10
Johnson	24	2-7	0-2	4-6	4	3	0	1	8
Sewell	9	2-3	1-1	0-0	1	0	0	0	5
Rollins	29	2-3	0-0	3-4	5	4	5	5	7
Sullivan	9	2-3	1-1	0-0	0	4	0	0	5
Harris	22	1-4	0-1	2-4	2	1	0	0	4
Legarza	15	1-2	0-0	0-0	2	2	5	0	2
Team					4				
TOTALS	200	23-56	3-9	22-28	24	21	17	9	71

Miami (OH)	36	35	71
Buffalo	39	40	79

OXFORD, OH – Buoyed by 51 points combined from Tony Watson and Javon McCrea, the Buffalo men's basketball team held of the Miami (OH) Redhawks (8-16, 3-9 MAC) Saturday afternoon, 79-71. After setting a career high with 24 points against Toledo on Wednesday, Watson bested that effort with 31 points to help seal a crucial road win and get the Bulls (11-15, 6-6 MAC) closer to a top four position in the Mid-American Conference.

Watson was hot from the very start, scoring 16 points on a perfect 6-6 shooting performance, including all four three pointers. That would be important for the team, which shot just 7-20 combined alongside Watson in the opening half. The Redhawks shot a blistering 63 percent from the floor in the first half, but went into halftime down 39-36 to Buffalo due to a rash of early turnovers and an equally strong offensive performance from the Bulls. There were five ties and six lead changes in the first half alone, but an 8-1 run by UB to end the half helped to build momentum going into the locker room.

"We all knew the situation we were in, knowing that with a win we could make some moves in the standings, and I wanted to set the tone offensively right away," Watson said. "We did a great job of moving the ball and finding the open guys."

After a relatively quiet first half, McCrea found his pace in the second half. His jumper at the 17:41 mark of the second half gave Buffalo a lead it would not relinquish for the rest of the game. He would hit six of seven shots in the second half to score 20 for the game, adding in six rebounds.

The margin would sway from one to four points over the next four minutes before another UB run would provide some breathing room. Up 48-47 with 13:40 to go, Watson hit his fifth three of the game that sparked a 15-4 run for UB to get the lead all the way up to 12.

Miami would methodically chip away at the lead, getting it all the way down to one with 1:26 to play, mirroring the comeback Buffalo mounted in the last meeting between the divisional rivals on Jan. 12 at Alumni Arena. This time around, though, the Bulls were able to make the clutch plays to seal the win.

Up 70-69, Jarryn Skeete hit a pair of clutch free throws in a 1-and-1 to boost the lead to three. After Miami missed a would-be game tying three, Will Regan pulled down a rebound in traffic and was fouled with 36 seconds to play. He fought through a shoulder injury to coolly sink both free throws to make it a 74-69 game.

The Redhawks would hit two more free throws, but it fouled Watson before the next inbound pass and Watson convert with his fourth and fifth free throws made. Not yet content, he then made a steal with under ten seconds left and capped off his day with an old-fashioned three point play after being knocked down on a breakaway layup.

"Again he (Watson) played 40 minutes, and in the last four games he's played all but three minutes," head coach Reggie Witherspoon said of his senior guard. "He's in a groove now, when we played him the first time he was in a bit of a funk but he's playing well now."

The win at Millett Hall was the team's first since the 2008-09 season, and just the second win there since 2003. This was also the first time all season that the Bulls scored 75 points or more in back-to-back games, and it is also the team's first three-game winning streak of the season.

MANHATTAN 65, BUFFALO 64

FEB. 23, 2013 * BUFFALO, NY

ATTENDANCE: 3,172

MANHATTAN (11-16)

Name	M	FG-A	3M-A	FT-A	REB	PF	A	S	TP
Brown	15	2-6	0-0	2-2	3	3	0	0	6
Colonette	24	3-5	0-0	0-0	3	2	0	1	6
Alvarado	31	3-10	0-0	5-7	4	2	2	3	11
Koita	13	1-1	0-0	0-0	0	1	0	1	2
Kates	26	1-3	0-1	2-2	3	2	0	1	4
Richards	21	5-9	4-6	0-0	2	2	0	1	14
Jones	2	0-1	0-0	0-0	0	1	1	0	0
McCoy	5	0-1	0-1	0-0	1	2	0	0	0
Stores	28	2-5	1-3	8-10	1	3	3	2	13
Andujar	34	4-9	0-0	1-2	4	3	4	2	9
Lacey	1	0-0	0-0	0-0	0	0	0	0	0
Team					0				
TOTALS	200	21-50	5-11	18-23	21	21	10	12	65

BUFFALO (11-16)

Name	M	FG-A	3M-A	FT-A	REB	PF	A	S	TP
Regan	18	1-2	1-2	0-0	2	2	1	0	3
McCrea	36	6-9	0-0	3-5	11	4	0	3	15
Watson	39	7-10	7-10	3-4	3	3	0	1	24
Skeete	39	4-9	1-1	2-2	2	2	10	2	11
Nuiiriankh	35	1-3	1-2	2-3	7	3	5	1	5
Raley-Ross	7	0-0	0-0	0-1	1	0	0	1	0
Downing	13	1-3	0-0	1-2	1	4	0	0	3
Ford	13	1-2	0-0	1-2	1	1	0	0	3
Team					5				
TOTALS	200	21-38	10-15	12-19	33	19	16	8	64

Manhattan	33	32	65
Buffalo	36	28	64

BUFFALO, NY – Turnovers cost the University at Buffalo men's basketball team in a 65-64 loss to Manhattan in a Ramada Worldwide BracketBusters matchup at Alumni Arena on Saturday afternoon.

Despite shooting 55 percent from the field, including 10-of-15 from beyond the arc, and outrebounding the Jaspers, 33-21, the Bulls couldn't overcome 24 turnovers that led to 29 Manhattan points.

"We just didn't take care of the basketball," head coach Reggie Witherspoon said. "When you shoot 21-of-38, you should win and we didn't. When you shoot 55 percent and they shoot 42, typically you should win, but we didn't take care of the basketball."

Tony Watson continued his torrid shooting, knocking down a career-best seven three-pointers on 10 attempts and finishing with a game-high 24 points. The senior guard has now made 19-of-28 three-pointers over the last three games – a scorching 68 percent.

Javon McCrea notched his ninth double-double of the season with 15 points and 11 rebounds. The junior forward also had a career-high six blocked shots and three steals.

Jarryn Skeete dished out a career-best 10 assists to go along with 11 points for his first career double-double.

Buffalo (11-16) was cruising early as it jumped out to a 7-0 lead and led by as many as 10 points in the first half. The Jaspers finished the half on a 9-2 scoring run to close the gap to 36-33 at the break. 21 of Manhattan's 33 first-half points came off turnovers as the Jaspers caused UB to cough the ball up 18 times in the first stanza.

Manhattan (11-16) carried the momentum into the second half. With the Bulls leading, 38-33, The Jaspers mounted a 16-2 scoring run to take a 49-40 lead with 13:50 left.

Manhattan wouldn't relinquished the lead, but not without a fight from the Bulls. Shane Richards hit a jumper to give Manhattan a 63-56 lead with 4:35 left in the game. That would be the last field goal the Jaspers would hit. McCrea scored five straight points for the Bulls to cut the lead to 65-61. Watson then connected on his seventh three-pointer with 42 seconds left to cut the Manhattan lead to 65-64.

Buffalo got the stop it needed defensively when Richards missed a jumper and McCrea pulled in the rebound. However, with 11 seconds left and no timeouts, UB pushed the ball up the court, but Watson was stripped going up for a shot and Skeete's off-balanced jumper at the buzzer was off the mark.

Buffalo gets right back into conference play when it plays at Kent State on Wednesday night.

2012-13 GAME RECAPS



KENT STATE 83, BUFFALO 81

FEB. 27, 2013 * KENT, OH
ATTENDANCE: 2,255

KENT STATE (16-12, 6-7 MAC)

Name	M	FG-A	3M-A	FT-A	REB	PF	A	S	TP
Evans	35	5-10	1-3	3-4	8	3	4	0	14
Henniger	23	0-5	0-0	0-0	3	0	2	1	0
Goodson	23	7-15	3-7	1-1	7	4	0	0	18
Brewer	43	1-8	0-4	0-1	4	1	5	0	2
Holt	40	9-16	6-9	4-4	4	0	1	1	28
Pope	23	1-6	0-1	0-0	7	2	2	2	2
Thomas	4	0-1	0-1	2-2	1	1	0	1	2
Ortiz	4	0-0	0-0	1-1	1	1	0	0	0
Manley	13	1-3	1-3	0-0	1	0	0	1	3
Spicer	4	1-1	0-0	0-1	0	1	0	0	2
Tabb	14	4-8	0-0	4-4	5	5	0	0	12
Team					5				
TOTALS	225	29-73	11-28	14-18	46	18	14	6	83

BUFFALO (11-17, 6-7 MAC)

Name	M	FG-A	3M-A	FT-A	REB	PF	A	S	TP
Regan	24	5-9	2-6	2-2	1	5	0	0	14
McCrea	41	13-22	0-0	6-12	15	2	1	2	32
Watson	45	2-5	1-4	0-1	3	0	8	2	5
Skeete	45	6-15	2-7	0-0	3	2	2	0	14
Nuiriankh	41	0-4	0-4	3-5	2	3	7	2	3
Raley-Ross	4	0-0	0-0	0-0	0	1	0	0	0
Downing	19	5-5	0-0	3-3	5	4	2	1	13
McPhail	6	0-1	0-0	0-0	3	0	0	0	3
Team					6				
TOTALS	225	31-61	5-21	14-23	38	16	21	7	81

Kent State	32	41	10	83
Buffalo	41	32	8	81

KENT, OH - The Buffalo Bulls men's basketball team fell prey to one of the most dramatic conclusions in its long-standing rivalry with Kent State Wednesday evening, losing 83-81 in overtime on a buzzer-beating layup, robbing UB of a chance at its first-ever win at the M.A.C. Center.

The win moves Buffalo to 11-17 overall and 6-7 in the Mid-American Conference, while Kent State now pulls ahead in the East division standings on a tiebreaker with a 16-12 and 6-7 record.

Despite the loss, the Bulls played one of the strongest overall games of the season, with four different players scoring 13 points or more, highlighted by Javon McCrea nearly posting the program's first triple double (with 32 points, 15 rebounds, and eight blocks).

"It's tough, it was a hard-fought game. We had some good moments and they came back. They hit an incredibly difficult shot at the end of overtime," said head coach Reggie Witherspoon. "We had a similar shot at the end of regulation and we missed. We shot 50 percent from the field, we had ten turnovers and we held out opponent to under 40 percent shooting. They (Kent State) went to the glass and would not be denied."

Buffalo was locked in through the first half, finding easy baskets on nearly every trip down the court. On two-point field goals alone, the team shot 14-21 and received a solid effort from a trio of posts. McCrea scored 15 points, but the team was also boosted by ten points from Will Regan and nine points from Cameron Downing, who was a perfect 4-4 from the floor in the first 20 minutes.

With a consistent offense and a defense that blocked six shots and held its opponent to 35 percent, the Bulls led or were tied for all but 1:27 in the half. The Golden Flashes hung tough despite only two points from Chris Evans in the first half, thanks in large part to 14 points from fellow senior Randall Holt. With the three UB posts combining for 34 of the team's first-half total, though, Buffalo carried a 41-32 lead into the locker room.

A change to the Kent State lineup coming out of the half proved to be fruitful, as the Flashes worked its way back into the game due to the combination of Melvin Tabb and Darren Goodson. Tabb, who did not play at all in the first half, scored 12 points and added four offensive rebounds. Goodson scored 13 of his 18 total points in the final half, also with seven rebounds.

The Bulls expanded the lead to 12 at the 15:37 mark to force a timeout, but Kent State would methodically chip away at the lead. With Buffalo holding a 60-49 lead with 11:58 to play, the Flashes went on an 8-0 run to bring it back to three, and never allowed the Bulls to fully pull away. A layup from Tabb at the 5:38 gave Kent State its first lead of the half, but an and-one from McCrea and a Jarryn Skeete three pointer would put the Bulls back up five, 70-65. A 6-1 run capped by a Goodson three pointer tied the game at 71, and the two teams would trade a pair of points to enter overtime tied 73-73.

Thanks to a late turnover by Holt, the Bulls had a last-gasp opportunity to win it in overtime. With just four seconds left, Skeete took the ball three quarters of the way up the court and missed a running layup.

McCrea scored the first field goal of the extra period, but a pair of threes from Holt and Evans gave Kent State its largest lead of the game, 81-76, with just 1:19 to go. McCrea's 32nd point of the game would bring it back within one possession, and Kent State's Kris Brewer missed the front end of a 1-and-1 to give the Bulls the ball with 36 seconds to play. Tony Watson, who was held in check all game by the opposition's zone defense, came through with a tremendous layup to tie the game.

With 19 seconds to play, Watson hoisted a three and hit it despite being fouled and having his legs taken out on the follow-through. He would miss the go-ahead free throw, though, giving Kent State the ball with 18 seconds in an 81-81 game. Evans would hold for the last shot, driving to the right of the basket and hitting a high-banked shot off the window as the horn sounded.

The Bulls were outrebounded for just the fifth time all season, as the Golden Flashes erased a six-rebound deficit at halftime to own a 46-38 advantage in the game overall. Despite pulling down 21 offensive rebounds, though, Kent State was only able to accumulate a 20-16 edge in second-chance points.

McCrea finished as the game's leading scorer with 32 points. Regan would finish with 14 points, Downing would have 13 in just 19 minutes, and Skeete had one of his best scoring games with 14 points. Despite only taking five shots, Watson was able to contribute eight assists and a pair of steals.

BUFFALO 81, #24 AKRON 67

MARCH 2, 2013 * BUFFALO, NY
ATTENDANCE: 4,204

AKRON (23-5, 13-1 MAC)

Name	M	FG-A	3M-A	FT-A	REB	PF	A	S	TP
Treadwell	25	7-15	0-0	0-0	4	0	3	0	14
Harney	25	3-9	0-4	0-2	3	1	2	1	6
Marshall	31	8-13	0-0	1-2	6	2	0	0	17
Walsh	21	2-5	2-4	0-0	4	3	0	0	6
Abreu	31	4-15	1-8	5-5	2	3	1	14	
Ibitayo	10	1-1	0-0	1-1	2	4	0	2	3
Betancourt	13	1-2	0-0	0-0	1	0	1	1	2
Justice	0	0-0	0-0	0-0	1	0	0	0	0
Kretzer	21	1-4	1-4	0-0	3	3	0	1	3
McAdams	13	0-1	0-0	0-0	3	2	0	0	0
Gilliam	2	0-1	0-0	0-0	0	0	0	0	0
Forsythe	8	1-3	0-0	2-2	3	4	0	0	2
Team					6				
TOTALS	225	28-69	4-21	7-12	36	21	9	8	67

BUFFALO (12-17, 7-7 MAC)

Name	M	FG-A	3M-A	FT-A	REB	PF	A	S	TP
Regan	36	5-11	2-6	4-5	7	1	2	0	16
McCrea	37	13-18	0-0	0-1	6	1	2	3	26
Watson	40	3-8	3-6	4-4	2	2	6	0	13
Skeete	40	5-8	2-4	6-6	6	4	5	1	18
Nuiriankh	32	1-2	0-1	0-1	5	4	5	1	2
Thomas-Edwards	6	0-1	0-0	3-4	2	0	0	0	3
Raley-Ross	2	0-0	0-0	0-0	0	0	0	0	0
Downing	7	1-2	0-0	1-2	2	1	0	0	3
Team					2				
TOTALS	225	28-50	7-17	18-23	33	13	20	5	81

Akron	32	35	67
Buffalo	37	44	81

BUFFALO, NY - The University at Buffalo men's basketball team topped 24th-ranked Akron, 81-67, at Alumni Arena on Saturday night to snap the Zips' 19-game winning streak - the nation's longest. It was the Bulls' first-ever win over a nationally-ranked program.

Javon McCrea scored 18 of his 26 points in the second half to lead all scorers. The junior forward added six rebounds, four blocks and three steals.

Buffalo (12-17, 7-7 MAC) shot 56 percent from the field, including 60 percent in the second half to help seal the win. The Bulls also knocked down 7-of-17 three-point field goal attempts. UB came out of the gates firing, making all seven three-pointers in the first half.

"I think our guys have persevered all year and made a great effort to just take it just a day at a time in an attempt to get better every single day. I think today we put together a pretty good 40 minutes," head coach Reggie Witherspoon said. "We've needed to get to another level of determination and I think we did get there tonight."

Trailing, 17-15, with 10:05 left in the half, Jarryn Skeete nailed a three-pointer to give the Bulls an 18-17 lead. It was a lead they wouldn't relinquish for the remainder of the half as they led, 37-32, at the break.

Akron (23-5, 13-1) opened the second half on a 10-4 scoring run to take a 42-41 lead. The lead would see-saw before a top-of-the-key jumper from McCrea gave the Bulls the lead for good, 48-46, with 12:23 left. McCrea's jumper sparked a 14-4 UB run and a Skeete off-balanced layup put the Bulls ahead, 60-50, with 7:06 remaining.

Buffalo did a great job thwarting an Akron rally as the Zips would get no closer than eight points the rest of the way. Second-half defense played a huge key as UB held Akron to just 38 percent shooting in the second stanza. For the game, the Zips shot just 4-of-21 from beyond the arc.

Along with McCrea, three other Bulls finished in double-figures in the scoring column. Skeete had 18 points, six rebounds and five assists. Will Regan finished with 16 points, a game-high seven rebounds and a career-best three blocked shots. Tony Watson had 13 points, including a trio of three-pointers, and added six assists.

Akron was led by Zeke Marshall who finished with 17 points and five blocks. Alex Abreu and Demetrius Treadwell each tallied 14. It was Akron's first loss since losing to Detroit on December 15.

Buffalo will next host Ohio on Tuesday night at Alumni Arena.

OHIO 72, BUFFALO 69

MARCH 5, 2013 * BUFFALO, NY
ATTENDANCE: 3,132

OHIO (22-8, 13-2 MAC)

Name	M	FG-A	3M-A	FT-A	REB	PF	A	S	TP
Hall	12	1-5	0-3	0-0	1	2	2	0	2
Keely	21	4-8	0-0	1-2	6	4	0	0	9
Offutt	25	0-3	0-2	3-4	2	2	0	2	3
Cooper	33	9-16	5-10	1-2	2	1	5	2	24
Kellogg	26	2-5	1-3	2-2	2	3	1	3	7
Johnson	9	0-0	0-0	1-2	1	0	0	1	1
Smith	18	3-4	0-0	0-0	1	3	0	1	6
Taylor	10	3-4	0-0	0-0	1	1	0	2	6
Baltic	30	6-10	0-2	0-0	2	1	2	0	12
Wilkins	16	1-3	0-2	0-0	2	0	1	0	2
Team					2				
TOTALS	200	29-60	6-22	8-12	22	17	11	11	72

BUFFALO (12-18, 7-8 MAC)

Name	M	FG-A	3M-A	FT-A	REB	PF	A	S	TP
Regan	35	9-14	2-3	0-0	8	2	0	0	20
McCrea	31	9-17	0-0	1-4	5	3	5	1	19
Watson	40	1-5	1-4	8-8	11	0	5	0	11
Skeete	38	2-8	1-4	2-2	3	4	4	0	7
Nuiriankh	36	3-6	0-1	0-0	7	4	2	1	6
Thomas-Edwards	4	0-0	0-0	0-0	0	0	0	0	0
Raley-Ross	2	1-1	0-0	0-2	1	0	0	1	2
Downing	14	1-2	0-0	2-2	1	1	0	1	4
Team					7				
TOTALS	200	26-53	4-12	13-18	43	13	16	4	69

Ohio	42	30	72
Buffalo	37	32	69

BUFFALO, NY - For the first time since 2001, the University at Buffalo men's basketball team lost on "Senior Night," falling to Ohio, 72-69, at Alumni Arena on Tuesday night.

Buffalo (12-18, 7-8 MAC) rallied from a nine-point deficit with nine minutes left. An 18-3 scoring run put the Bulls ahead, 69-63, but the Bobcats outscored the Bulls, 9-0, down the stretch to pull out the victory.

The Bulls dominated the play inside, scoring 42 points in the paint and outrebounding Ohio, 43-22. But turnovers did in the Bulls as the Bobcats were able to turn UB's 19 turnovers into 27 points. Buffalo struggled with Ohio's press all night, leading to some easy Bobcat baskets in transition.

"We did a great job on the boards, but we didn't do a great job taking care of the basketball," head coach Reggie Witherspoon said. "We turned it over in spurts and I think it helped them stay in the game enough to get the outcome they wanted. And I think just experience of closing out a game in this situation were the deciding factors."

Will Regan led UB with 20 points, his best effort in MAC play. The sophomore forward matched a career high with eight rebounds. Javon McCrea had 19 points, five rebounds and tied season high with five assists. The junior forward passed Louis Campbell for seventh in school history with 1,393 points.

Tony Watson, playing in the final regular season home game of his career, notched his first career double-double with 11 points and a career-best 11 rebounds.

Buffalo got off to a hot start, jumping out to a 12-2 lead on the Bobcats. The Bulls held a 19-9 lead before Ohio responded with a 15-4 scoring run to take a 24-23 lead. The Bobcats built their lead to as many as seven before settling for a five-point advantage at the break.

Trailing, 60-51, with 9:00 left, Buffalo held Ohio without a point for nearly four minutes to climb back into the game. A Regan layup, followed by a McCrea layup put the Bulls ahead by six.

With the Bulls leading, 69-63, and 3:23 on the clock, Ohio clamped down on defense. The Bobcats kept the Bulls off the scoreboard for the remainder of the game. D.J. Cooper gave Ohio a 70-69 lead with 1:34 left when he drained a long three-pointer. The Bulls had a couple of chances at the end, but tough Ohio defense prevented the Bulls from getting a good look.

Cooper led Ohio (22-8, 13-2 MAC) with 24 points. Ivo Baltic added 12 points for the Bobcats.



2012-13 GAME RECAPS

BOWLING GREEN 76, BUFFALO 65

MAR. 8, 2013 * BOWLING GREEN, OH
ATTENDANCE: 1,478

BUFFALO (12-19, 7-9 MAC)

Name	M	FG-A	3M-A	FT-A	REB	PF	A	S	TP
Regan	20	0-5	0-2	0-0	2	1	2	0	0
McCrea	34	7-13	0-0	1-2	5	3	0	2	15
Watson	40	3-7	3-6	5-6	3	2	6	0	14
Skeete	40	5-0	3-7	0-0	4	4	2	1	13
Nuiiriankh	37	2-5	0-2	2-3	8	3	5	0	6
Thomas-Edwards	4	0-0	0-0	0-0	1	1	0	0	0
Downing	19	7-9	0-0	3-6	2	3	0	0	17
Ford	6	0-0	0-0	0-0	3	1	0	1	0
Team					1				
TOTALS	200	24-49	6-17	11-17	29	18	16	4	65

BOWLING GREEN (13-18, 7-9 MAC)

Name	M	FG-A	3M-A	FT-A	REB	PF	A	S	TP
Erger	7	0-0	0-0	0-0	0	0	1	0	0
Calhoun	37	7-18	0-1	1-2	4	4	2	0	15
Black	24	6-8	0-0	1-1	6	3	2	1	13
Crawford	34	9-13	3-4	5-6	1	0	4	4	26
Kraus	23	0-2	0-2	0-0	2	2	2	3	0
Parker	3	0-0	0-0	2-2	2	0	1	0	2
Henderson	16	2-4	0-0	3-4	3	1	1	2	7
Sealey	3	0-3	0-1	0-0	0	1	0	0	0
Clarke	7	1-2	1-1	0-0	0	1	1	0	3
Orr	30	0-4	0-0	1-2	7	3	2	1	1
Holmes	16	4-5	0-0	1-2	3	3	0	0	9
Team					4				
TOTALS	200	29-59	4-9	14-19	32	18	16	11	76

Buffalo	35	30	65
Bowling Green	32	44	76

BOWLING GREEN, OH – The University at Buffalo men's basketball team lost to Bowling Green, 76-65, in the regular season finale at the Stroh Center on Friday night. The loss means Buffalo misses out on a chance to earn a first-round bye in the upcoming Mid-American Conference Tournament and will host a first-round game at Alumni Arena on Monday night.

Buffalo (12-19, 7-9 MAC) was led by Cameron Downing who finished with 17 points off the bench. He was one of four Bulls to score in double-figures.

It was a tale of two halves for the Bulls who came out of the gates clicking on all cylinders. The Bulls connected on 10 of their first 14 shots and jumped out to 31-23 lead. Javon McCrea scored 10 of the Bulls' first 13 points en route to 15 in the game.

Bowling Green (13-18, 7-9 MAC) switched to a zone defense late in the first half and it troubled the Bulls for the remainder of the game. The Falcons turned a 35-32 halftime deficit into a 47-42 lead with 13:52 left in the game and never looked back.

McCrea hit a jumper to cut Bowling Green's lead to 61-57 with 3:31 left. However, Jordan Crawford hit back-to-back three-pointers to push the Falcon lead back to 10 and turn the lights out on the Bulls. Crawford finished with 26 points to lead all scorers.

"We didn't move the ball like we wanted to and we got mechanical," head coach Reggie Witherspoon said. "Even when we had openings, we didn't move it with certitude. Early on when we were making shots, we didn't have enough determination on the defensive end to get them in a hole. When you make 14 of your first 17 you should have your opponent in a hole."

Tony Watson had 14 points, including three three-pointers, and added a game-high six assists. Jarryn Skeete had 13 points for the Bulls.

Bowling Green outrebounded Buffalo, 32-29, including 15 offensive rebounds in which it was able to turn into 13 second-chance points. The Falcons had 11 steals and forced 16 UB turnovers.

BUFFALO 74, CENTRAL MICHIGAN 72

MARCH 11, 2013 * BUFFALO, NY
ATTENDANCE: 2,309

CENTRAL MICHIGAN (12-18)

Name	M	FG-A	3M-A	FT-A	REB	PF	A	S	TP
Hibbitts	40	3-13	1-9	1-2	8	3	0	0	8
Simons	27	3-5	3-5	0-0	2	4	0	0	9
Richardson	19	1-3	0-0	0-0	2	3	0	0	2
Randall	45	10-20	3-6	8-8	7	1	1	0	31
Fowler	39	5-8	0-0	3-4	1	1	9	5	13
Craddock	19	2-4	0-1	0-0	2	2	0	1	4
Mbaigoto	18	2-8	1-2	0-0	4	2	1	0	4
Keel	13	0-1	0-1	0-0	0	0	1	0	0
Saylor	5	0-1	0-0	0-0	0	0	0	0	0
Team					5				
TOTALS	225	26-63	8-24	12-14	31	16	12	6	72

BUFFALO (13-19)

Name	M	FG-A	3M-A	FT-A	REB	PF	A	S	TP
Regan	41	5-11	3-6	2-2	8	1	1	0	15
McCrea	36	8-10	0-0	5-7	8	3	2	3	21
Watson	45	6-17	1-10	1-2	4	3	6	1	14
Skeete	40	1-7	0-2	4-4	6	1	1	0	6
Nuiiriankh	37	2-8	1-3	0-0	8	2	5	1	5
Thomas-Edwards	13	4-5	2-2	0-0	4	2	0	0	10
Downing	13	1-1	0-0	1-2	0	4	0	0	3
Team					3				
TOTALS	225	27-59	7-23	13-17	41	16	15	5	74

Central Michigan	26	41	5	72
Buffalo	30	37	7	74

BUFFALO, NY – The University at Buffalo men's basketball team held off Central Michigan, 74-72, in overtime in the first round of the FirstEnergy Mid-American Conference Tournament on Monday night at Alumni Arena. The eighth-seeded Bulls will next face Ball State, the fifth seed, in the tournament's second round in Cleveland on Wednesday night.

Four Bulls scored in double-figures, led by Javon McCrea's team-high 21 points. The junior forward, fresh off being named to the All-MAC First Team, added eight rebounds, four blocks and three steals. He shot 8-for-10 from the field.

It was a close game throughout with neither team leading by more than eight points. Central Michigan jumped out to a 15-7 lead and led for much of the first half. Struggling to get into an offensive groove, the Bulls got an unlikely spark from Raphell-Thomas Edwards. The sophomore swingman scored all of his career-high 10 points in the first half. His second three-pointer of the half gave UB a 28-24 lead. The Bulls would hold that four-point advantage at halftime.

The lead would change hands several times in the second half before Buffalo mounted an 8-0 scoring run to turn a 56-55 deficit into a 63-56 lead with 3:42 left. Tony Watson scored five of UB's eight points during the run and his layup gave the Bulls its seven-point advantage.

Kyle Randall, the MAC's leading scorer, refused to let the Chippewas go away quietly. He hit a three-pointer to cut the UB lead to 65-62 and then hit a layup to reduce Buffalo's lead to 65-64 with just over a minute to play.

Watson answered with a tough turnaround baseline jumper with 30 seconds left to put the Bulls ahead by three. However, Randall struck again with three-pointer from the top of the key to tie the game at 67 with 21 seconds left. Watson's last-second contested three-pointer at the buzzer was off the mark and the game went into overtime.

McCrea scored the first four points in overtime, including a rim-rattling dunk in traffic to give UB a 71-67 lead with 2:59 left. The Bulls would hold a 73-72 advantage with under 10 seconds left. Central's Blake Hibbitts missed a three-pointer from the corner and Watson snagged the rebound and was fouled with three seconds left. The senior guard made one of two free throws to give UB a 74-72 lead. Randall's well-guarded three-pointer at the buzzer was off the mark.

Will Regan scored 15 points, including three-pointers, and tied a career-high with eight rebounds. Watson had 14 points and six assists. Auraum Nuiiriankh finished with five points, eight rebounds, five assists and a career-high four blocked shots. Three of his four blocks came in overtime.

Buffalo outrebounded Central Michigan, 41-31, and had 13 offensive boards, resulting in 16 second-chance points. The Bulls also had nine blocks in the game.

BUFFALO 76, BALL STATE 61

MARCH 13, 2013 * CLEVELAND, OH
MAC TOURNAMENT SECOND ROUND

BALL STATE (15-15)

Name	M	FG-A	3M-A	FT-A	REB	PF	A	S	TP
Kamieniecki	25	1-5	0-0	3-4	4	4	2	0	5
Bond	32	5-9	0-0	0-0	9	1	4	2	10
Majok	35	3-8	0-0	4-6	8	1	0	1	10
Posley	17	0-4	0-4	0-0	2	1	1	0	0
Scaife	35	10-22	7-14	1-2	1	1	1	0	28
Calhoun	10	0-0	0-0	0-0	4	0	1	1	0
Brogna	04	0-0	0-0	0-0	0	0	0	0	0
Berry	29	1-8	1-5	5-7	2	2	1	1	8
Koch	14	0-0	0-0	0-0	1	5	1	0	0
Fields	3	0-0	0-0	0-0	1	0	0	0	0
Team					5				
TOTALS	200	20-56	8-23	13-19	37	15	11	5	61

BUFFALO (14-19)

Name	M	FG-A	3M-A	FT-A	REB	PF	A	S	TP
Regan	38	11-17	5-7	9-9	5	3	2	3	36
McCrea	29	6-16	0-0	6-8	11	3	3	2	18
Watson	39	1-4	1-4	2-2	1	1	8	4	5
Skeete	38	1-6	1-6	0-1	6	4	4	1	3
Nuiiriankh	9	0-1	0-1	0-0	0	3	0	1	0
Thomas-Edwards	31	3-7	2-4	0-0	3	1	2	2	8
Raley-Ross	4	0-0	0-0	0-0	1	0	0	0	0
Downing	12	2-2	0-0	2-2	1	2	0	0	6
Team					3				
TOTALS	200	24-53	9-22	19-22	31	17	19	13	76

Ball State	36	25	61
Buffalo	30	46	76

CLEVELAND, OH – Will Regan poured in 25 of his career-best 36 points in the second half to lift the University at Buffalo men's basketball team to a 76-61 win over Ball State in the second round of the Mid-American Conference Tournament on Wednesday night. Regan's career day helped the Bulls turn a 36-30 halftime deficit into a blowout win.

Regan's 36 points were the eighth most by any MAC player in the tournament's history and the most ever by a UB player.

The game was dominated by standout players on either side, each who almost single-handedly willed their respective teams to victory. In the first half, Ball State senior guard Jauvan Scaife poured in 17 points on 5-of-7 shooting from deep to help the Cardinals to a lead at the break. He would finish with 28 in his final collegiate game. The Bulls were frustrated with missed opportunities, shooting just 8-28 (28.6 percent) in the first half, and allowing Ball State to control the glass for a 24-15 advantage (including 12 offensive rebounds).

The one key to helping the Bulls stay close was solid free throw shooting. Physical inside play from Regan and Javon McCrea yielded 11 free throw attempts from just the two posts, 10 of which were converted. The team's 12-3 advantage in made free throws and a defense that forced nine Ball State turnovers made up for the discrepancies on the glass and from deep. McCrea scored 12 points and added seven rebounds in the first half, but had to take 11 shots to get there.

As the second half began, the Bulls quickly erased the halftime difference and slowly but surely built up their lead. The Bulls went on a 7-0 run that was capped off by a layup and a foul from Javon McCrea. The Cardinals would tie it by hitting the back end of a pair of free throws, and from that point on, in a 39-39 game, the Bulls would go on a 35-15 run to take its biggest lead of the game with 2:03 to play. Ball State would take a 43-42 lead at the 14:54 mark, but Regan would hit a layup on the next UB possession and spark a 10-0 run that would give the Bulls a cushion it would never give back.

It was Regan's night for the final 20 minutes, as his 25 second-half points matched the entire output of the Ball State squad. He hit all four of his three-point attempts, and was 9-for-11 from the field and 3-of-3 at the line. He and McCrea were in perfect harmony, with McCrea stringing some dazzling passes to a cutting Regan for a handful of easy layups. The post combination of Regan and McCrea would ultimately combine for 54 of the team's 76 points.

Despite the lack of scoring from the Buffalo guards, the offense was run efficiently by Tony Watson and Jarryn Skeete, who combined for 12 assists and just four turnovers for the entire game. Watson also picked off Ball State a career-high four times and scored five points. As a whole, the Bulls rebounded from a rough opening half to shoot 16-25 (64 percent) in the second half.

A spirited UB defense held Ball State to just a 6-24 performance in the second half, blocking only one shot but making 13 steals, a season high for the team. Buffalo also ended up with a 19-22 day at the free throw line, with its 86 percent margin standing as the highest percentage since Jan. 30.



KENT STATE 70, BUFFALO 68

MARCH 14, 2013 * CLEVELAND, OH

MAC TOURNAMENT QUARTERFINAL ROUND

KENT STATE (20-12)

Name	M	FG-A	3M-A	FT-A	REB	PF	A	S	TP
Evans	38	10-17	0-3	5-6	15	1	2	2	25
Henniger	19	2-3	0-0	0-2	4	4	0	1	4
Goodson	28	4-8	1-2	3-4	4	4	1	0	12
Brewer	31	2-5	0-2	0-0	1	2	2	1	4
Holt	37	4-10	2-5	7-8	4	1	1	0	17
Pope	23	2-5	0-1	0-0	1	1	1	0	4
Thomas	9	1-2	0-1	0-1	1	1	0	1	2
Manley	8	0-1	0-1	2-2	1	1	0	0	2
Tabb	7	0-0	0-0	0-0	0	0	0	0	0
Team					3				
TOTALS	200	25-51	3-15	17-23	38	15	7	5	70

BUFFALO (14-20)

Name	M	FG-A	3M-A	FT-A	REB	PF	A	S	TP
Regan	36	4-9	2-6	4-5	4	2	1	0	14
McCrea	28	7-15	0-0	6-7	4	4	1	1	20
Watson	40	8-17	4-11	3-4	11	1	5	2	23
Skeete	40	3-8	1-4	0-0	3	1	2	1	7
Nuiriankh	28	1-5	1-4	0-0	4	4	2	1	3
Thomas-Edwards	12	0-2	0-2	0-0	1	4	1	0	0
Downing	13	0-1	0-0	0-0	3	1	1	0	0
Ford	3	0-1	0-0	1-2	0	1	0	0	1
Team					0				
TOTALS	200	23-59	8-27	14-18	30	19	13	5	68

Kent State	30	40	70
Buffalo	32	36	68

CLEVELAND, OH – Playing in its third game in four days, the Buffalo men's basketball team was unable to hold off rival Kent State Thursday night in the quarterfinal round of the Mid-American Conference tournament, losing to the Golden Flashes 70-68. Tony Watson finished his outstanding senior season with 23 points, 11 rebounds, and five assists to lead UB.

It was a slow start for the Bulls, who were looking to shake out their legs after a sizzling second half finish Wednesday night to earn a win over Ball State. In the first ten minutes of the game, the team as a whole went 0-10 from deep, and 3-15 overall from the floor. Kent State built a 17-11 lead at the 10:16 mark in the half, punctuated by Javon McCrea being whistled for his second foul with 7:33 left to play. Instead of wilting without its All-MAC forward on the floor, the Bulls finally found success from deep to take the lead.

Watson would hit a pair of threes, and Regan would add one of his own as the Bulls outscored Kent State 14-6 in the five minutes between the final two media timeouts, taking a 31-25 lead at the 2:32 mark thanks to a ten-point outburst from Watson in that span. The Flashes would again respond though and head into halftime down just 32-30. Despite playing just nine minutes, McCrea would pitch in 11 points in the half, while Watson scored 13.

The second half would start on a high note for UB, as Will Regan scored six points in the first minute to give the Bulls its largest lead of the game. After taking the opening possession and hitting a three, Regan would be fouled on a three point attempt the next time down the court and sank all three shots. Kent State would work the UB lead back down from that point, going on a 17-9 spurt from the 19:09 mark to the 12:13 mark to tie the game at 47. Neither team would lead by more than five points from that point on.

Kent State senior Chris Evans sparked a brief 6-0 run with a three-point play to put KSU up 53-49 with 9:21 to go, but Jarryn Skeete would strike from deep and two more points from McCrea would put the Bulls back up with a 54-53 lead. After trading leads, the game was tied at 60 at the final media timeout with 3:31 to play. Regan made one of two free throws, and Kent State then answered with a pair of free throw on its next possession. Evans put the team on his back over the final 2:20 of the game, scoring six of the team's final eight points of the game. His layup at the 1:21 mark gave KSU a 66-61 lead, but Auraum Nuiriankh hit his lone three of the game to make it a one-possession game again.

With 54 seconds left, the Bulls defense held tough, but were whistled for a foul with just two seconds left on the shot clock and 21 seconds left in the game. After two more free throws to make it a 68-64 game, Watson took the ball the length of the floor for a quick layup that left just seven seconds on the clock. Two more free throws from the Flashes would seal it, as Watson's coast-to-coast lay in to follow it up would come as the clock expired.

There were nine different lead changes in the game (six in the second half), and the two teams were tied on nine other occasions (seven in the second half). The Bulls committed just eight turnovers in the game, a season low for the team. The Buffalo bench would contribute just one of the team's 68 points in the game.

The Bulls finish the season with a 14-20 overall record.

The State University at Buffalo, until 1962 the private University of Buffalo, has enjoyed success on the basketball court from its first official season, 1915-16, when Coach Art Powell's team posted a 7-4 record, through the era of Coaches Mal Eiken and Len Serfustini in the 1940s, 50s and 60s, to recent years.

In its history on the hardwood, UB has won 1,055 games and lost 1,031 against some of the top Division I, II and III teams in the country.

The program gained national recognition under Coach Powell, who was born in Springfield, MA, seven years before Dr. James Naismith invented the sport. Powell, who played basketball and football at Syracuse, class of '07, had a 198-190 record in 28 seasons, including 28 straight wins and 45-5 for three seasons (1929-32), with triumphs over Pitt, West Virginia, Syracuse and Yale.

Powell's 1930-31 team was 15-0, the best mark in UB history, captained by Bob Harrington, a member of the University's Athletic Hall of Fame, along with 1922-23 captain Dr. James J. Ailinger and 1931-32 captain Ed Malanowicz, both outstanding all-around athletes.

In the early 1930s, UB's nickname was changed from "Bisons" to "Bulls" and in 1938 the program moved from the "old barn" that still stands at Rotary Field to Clark Hall on the South (Main Street) Campus.

UB had no athletic program during the war years of 1943-45, but returned to the court in 1945-46, coached by former captain Harrington. Then Eiken, an All-American at Minnesota class of '36, took command as the first full-time faculty member to coach basketball.

Eiken's 1946-47 squad, captained by football star Lou Corriere had a 12-5 season, capped by a game with Buffalo State before 11,891 fans at Memorial Auditorium. Eiken's 1949-50 club was 15-10, and doubleheaders at "The Aud" attracted 10,000 spectators.

UB Hall of Famer Jack Chalmers concluded his career in 1950-51 as the Bulls' first 1,000-point scorer (1,003), and Hal Kuhn was named the outstanding sophomore to appear at The Aud.

Eiken's 1951-52 Bulls were 18-6 and played in the National Association of Intercollegiate Athletics Tournament, where Hall of Famer Kuhn ended the season with a record 458 points and his career with 1,065. Freshman Jim Horne tallied 374 that winter to set a fast pace for a record career of 1,833 points and eventually a place in the Greater Buffalo Sports Hall of Fame.

In 1956, UB President Clifford C. Furnas, an Olympic athlete, initiated a "Five-Year Plan" that would upgrade the total sports program and ignite the Bulls on a trail of banner headlines.

Len Serfustini, a 1950 UB grad, replaced Eiken as coach and in 14 seasons (1956-70) his Bulls would notch a 205-106 record and play in six NCAA Championship Tournaments.

The first team coached by "Serf" went 18-7, captained by Joe Tontillo (801 career points), and was selected to play in the inaugural NCAA Small College Division Tournament. Chuck Daniels (852 career points), an all-around athlete, was named to play with the College All-Stars.

The 1957-58 Bulls were 17-5 and continued a 21-game winning streak at Clark Hall and UB's four straight NCAA tournament appearances (1957-60).

UB returned to NCAA post-season play in 1962-63 behind All-ECAC star Gary Hanley (598 career rebounds), and in 1964-65 went 19-3, the Bulls' best modern record, opening the season with five wins, snapped at Tennessee, followed by 14 straight and a second-place finish in the NCAA Mid-East Regional Tournament. Future head coach Dan Bazzani co-captained the 1964-65 squad, which also included Harvey Poe (791 career points) and Norb Baschnagel, an NCAA All-Tournament First Team choice.

Ed Muto (Buffalo '50), a Serfustini teammate who had piloted the UB freshman program to a 184-91 record in 14 seasons (1956-70), took the helm in 1970-71 and in three campaigns (1970-73) posted a 37-33 record, 16-8 in his final year.

Individual standouts under Muto included captain Bob Vartanian, who scored 33 points in a win over Brown, and Curtis Blackmore, one of the best big men to ever play for UB. Blackmore, who scored a three-season record 1,287 points, ranks as the No. 2 all-time rebounder (1,175), and still owns six UB records including career (16.8) and season (17.8) rebound average and single-game rebounds (32 vs. UT-Chattanooga).


Leo Richardson (Morris '54), the first black head basketball coach at UB, moved up from his junior varsity post in 1973 and, although his five-season (1973-78) mark was 35-92, he produced several outstanding players while competing against strong Division I foes.

Otis Horne hit for 994 career points, grabbed 457 rebounds and set UB's Aud record with 38 points vs. Catholic University. Horace Brawley netted 835 career points including 36 at Gannon, the Bulls' road mark until Mike Martinho hit for 37 during the 1995-96 year.

In 1974, Richardson recruited a 20-year old out of a North Carolina



Ed Muto (left) and Len Serfustini (right), UB's all-time winningest coach.



Coach Ed Muto (left) with Bob Vartanian (right), UB's first player drafted in the NBA. He was chosen by the Buffalo Braves in 1973.

factory who was destined to become one of UB's all-time greats, his departure signaling the end of an era in Bulls basketball. Sam Pellom, a 6-9, 220 center nicknamed "The Franchise," epitomized UB's "Big Time" basketball program.

Pellom, who went on to play four seasons with the NBA Atlanta Hawks, led the nation (NCAA Division I) in rebounding (16.2 average) as a sophomore, receiving All-American honorable mention, finished his career as the Bulls' all-time rebounder (1,296), No. 2 scorer (1,403), and set eight UB records including blocked shots in a season (155) and career (375).

Because SUNY prohibited athletic grants-in-aid, UB declared for Division III status in 1977-78, after which Richardson resigned and was replaced by Bill Hughes (Greenville '57) in 1978-79, the Bulls' first season in SUNYAC.

Hughes guided the 1979-80 Bulls to a 17-10 mark, their first winning mark in eight years, 10-0 in the SUNYAC Western Division, to second place in the conference tourney, and was named SUNYAC Coach of the Year. Tom Parsons was the West's Player of the Year; Nate

Bouie, 500 career rebounds, and Mike Freeman, UB records for field goal and free throw percentages, were also named All-Conference.


Parsons repeated as the West's top player in 1980-81, and the 1981-82 Bulls set a record for games played (30, 13-17), won the SUNYAC championship by defeating defending NCAA Division III titlist Potsdam State, and advanced to the NCAA Division III East Regional, UB's first postseason appearance since 1965. John Fitzpatrick, the SUNYAC Tournament MVP, and Karon Henderson were All-Conference picks.

Hughes, whose four-season record was 49-70 overall, but 49-26 in Division III, was replaced on an interim basis in 1982-83 by Ken Pope (Buffalo '74), his former top assistant.

The '82-83 campaign was significant in that the Bulls played their final game at Clark Hall, a 93-84 win over Penn State-Behrend on Nov. 30, 1982, and their first game in Alumni Arena, the new, \$13 million fieldhouse on the North (Amherst) Campus, defeating Stony Brook, 71-64, on Dec. 3, 1982.

Dan Bazzani (Buffalo '65), who had a successful nine-season tenure at Niagara County Community College, returned to his alma mater in 1983-84 and guided the Bulls to their first winning record (14-13) in four years. He was the first rookie UB coach to finish over .500 since 1956-57.

Led by All-SUNYAC picks Vince Brown and Greg Franklin, the



After a stellar career at UB, Sam Pellom went on to play in the NBA for the Atlanta Hawks.

UB Basketball Chronology

1915-16	UB's first team finishes with a 7-4 record.
1930-31	Team goes a perfect 15-0, the only undefeated season in UB history.
1931-32	School changes nickname from "Bisons" to "Bulls".
1938-39	Team moves to Clark Hall to play all home games.
1942-43	Arthur Powell coaches his last season after 28 years, finishing with a record of 198-190.
1943-45	No team due to WWII.
1951-52	Bulls finish 18-6 and played in the NAIA Tournament.
1954-55	Jim Horne finishes his career as one of the best players in UB history with 1,833 points.
1956-57	Team goes 18-7 and plays in the inaugural NCAA Small College Division Tournament.
1959-60	UB finishes 15-6 and makes its fourth straight appearance in the NCAA Division II Tournament.
1962-63	Returned to NCAA postseason play with a 16-7 record.
1964-65	Won 14 straight games and placed second in the NCAA Mid-East Regional Tournament.
1973	Bob Vartanian becomes the first UB player drafted in the NBA when he was selected in the 13th round by the Buffalo Braves.
1974	Sam Pellom, one of UB's all-time great players, arrives at UB.
1977-78	Declared for NCAA Division III status.
1979-80	Bulls go 10-0 in SUNYAC, Head Coach Bill Hughes named Coach of the Year, Tom Parsons named Player of the Year.
1981-82	Advanced to the Division III East Regional, their last appearance in the NCAA Tournament; Nov. 30, 1982 UB plays final game at Clark Hall, defeating Penn State-Behrend 93-84; Dec. 3, 1982 UB plays first game at Alumni Arena, defeating Stony Brook 71-64.
1984-85	Bulls go 7-1 to start the season but have to forfeit the first eight games due to concerns about two ineligible players. UB returns to Division I status.
1991-92	UB returns to Division I status.
1993-94	Tim Cohane announced as head coach.
1994-95	UB joins the Mid-Continent Conference and finishes 18-10, the most wins in the last 30 years.
1997-98	Rasaun Young becomes UB's all-time leading scorer.
1998-99	UB joins the Mid-American Conference and finishes the season 5-24 overall and 1-17 in the conference.
1999-00	Reggie Witherspoon named head coach.
2001-02	Louis Campbell finishes career as UB's fifth all-time leading scorer with 1,385 points.
2003-04	Bulls finish the season 17-12 and win their first MAC playoff game - 90-73 over Northern Illinois. Reggie Witherspoon named MAC Coach of the Year.
2004-05	UB wins a school-record 23 games, makes it to the MAC championship game and earns a berth in the NIT for the school's first postseason appearance as a Division I program. Turner Battle named MAC Player of the Year and earns All-America honors.
2005-06	Thanks to an 11-1 start, the Bulls received their first ever votes in the Associated Press Top 25 men's basketball poll. UB wins 19 games - the second-most in school history.
2006-07	The Bulls earned wins over Temple and Miami (FL) for the school's first ever win over a school from the ACC.
2008-09	Bulls finish season 21-12, advance to MAC championship game and make second ever postseason appearance as a Division I program - facing Wichita State in the CBI. Bulls win Rainbow Classic. Rodney Pierce name All-MAC First Team.
2009-10	The Bulls finish the season 18-12. John Boyer leads the nation in assist-to-turnover ratio (3.7). Rodney Pierce named All-MAC First Team.
2010-11	Buffalo goes 20-14 for its third 20-win season in school history and advances to the third round of the CollegeInsider.com Post season Tournament. Javon McCrea named MAC Freshman of the Year.
2011-12	For the third time in the past four years, the Bulls cracked the 20-win plateau, finishing 20-11 and making the CIT. Mitchell Watt was named the MAC Player of the Year - the first UB player to be honored since Turner Battle ('05).
2012-13	Javon McCrea named first-team All-MAC following the season, the second straight year he is named to the First Team. Legendary Duke point guard Bobby Hurley named the 12th head coach in school history following the season.



Mike Martinho (left) and Rasaun Young (right) were the best duo to ever play for the Bulls, combining to score 3,616 points during their career.

Bulls stunned defending conference titlist Potsdam, 60-59, before bowing to arch-rival Buffalo State College in the championship game, UB's fifth straight conference tournament appearance.

The 1984-85 Bulls roared to a 7-1 start, including an 87-78 upset of Division II Gannon at Erie, PA, but UB was forced to forfeit those wins because of an administrative error concerning eligibility, lost its top two scorers and rebounders and finished 5-19.

Bazzani got it rolling again in '85-86, the Bulls notching a 14-11 mark that included two tournament titles and a victory over Final Four team Jersey City State.

UB continued its resurgence in 1986-87, winning 15 of 25 games, 13-7 vs. Division III foes, captured two more tournament titles and defeated arch-rival Buffalo State. All-SUNYAC forwards Anthony Miller (14.6 ppg, 8.1 rpg) and Shannon Greer (13.8 ppg, 6.1 rpg) paced the Bulls. Point guard Michael Washington led in assists (143) and steals (48).

In 1987-88, the Bulls went 14-13 before going 16-14 during the 1988-89 campaign. That season, UB won the Pocono Classic by defeating host East Stroudsburg in the championship game. A three-game, week-long road trip to California highlighted the schedule and confirmed the University's desire to compete again at the NCAA Division I level in 1991.

In the 1988-89 season, Bazzani's club went 16-14 and advanced to the championship game of the Mideast Conference before bowing to host Philadelphia Textile. In 1989-90, the Bulls were 14-13, including the championship of the inaugural Shooter's Roundup Basketball Classic. In 1990-91, UB went 13-14, the first losing season in Bazzani's UB career, but the Bulls posted eight consecutive victories early in the campaign and successfully defended their Shooter's Roundup Classic title.

Senior captain Ricky Coleman closed out his UB career by becoming the team's fifth all-time leading scorer with 1,258 points while junior Rob Middlebrooks became the seventh player in UB history to eclipse the 1,000-point mark.

In 1992-93, the club entered the Division I arena again and, while posting a 2-26 record, had a number of outstanding individual accomplishments, including the play of senior John Blalock. The guard scored 590 points – the most of any player in UB history, while leading the club in scoring in 18 of its 28 games.

In its second season at the Division I level, UB finished with a record of 5-22, dropping its first eight and last six contests of the campaign. UB doubled its 1993-94 win total with 10 and took 10 other teams down to the wire, facing top competition such as "Elite Eight" team Boston College, Pittsburgh, Duquesne and Pennsylvania.

A 9-2 start in 1994-95, including wins at Rutgers and the title at the Iona Classic, propelled the Bulls to the most wins in 30 years at 18-10. The Bulls got outstanding seasons from two-year captain Modie Cox, Kelvin Robinson, Myron Banks and junior Rasaun Young, who was named to the first-team All-Mid-Continent team.

The 1995-96 season saw the Bulls finish 13-14 after losing preseason Mid-Con Player of the Year Rasaun Young before the opening tip-off with an ankle injury. Sophomore guard Mike Martinho picked up the scoring in his place, averaging 17.7 ppg and being named second team All Mid-Continent. Freshman Bernard Wheeler and Robert Harris each were named to the Mid-Con All-Newcomer team.

In 1996-97, the Bulls finished 17-11 and reached the semifinals of the Mid-Con Tournament before an overtime loss to Western Illinois ended their season. The Bulls won the Big 4 title by defeating Niagara, Canisius and St. Bonaventure all in the same week. Rasaun Young and Mike Martinho both went over the 1,000-point barrier and were first-team Mid-Con selections.

The '97-98 Bulls went 15-13 as Rasaun Young became the school's all-time leading scorer with 1,908 points and Mike Martinho finished third with 1,708 points. Martinho also smashed the school record for points in a game when he scored 44 against Rochester on Feb. 2, 1998.

The 1998-99 season was yet another step up the ladder for UB athletics climb into national prominence as the Bulls joined the Mid-American Conference. The MAC is one of the oldest conferences in the nation and has always been competitive in the national spotlight.

It was a tough mountain for the Bulls to climb, and with a young team UB suffered some tough losses, finishing the season with a 5-24 record and a 1-17 mark in the MAC. In 1999-2000, the Bulls increased their conference wins to three, finishing the MAC at 3-15 and 5-23 overall. Reggie Witherspoon took over as head coach of the program after serving as the interim coach through most of the season and looks to build on the UB history and climb to a level of respectability in the



Turner Battle was named the Mid-American Conference Player of the Year as well as being named an All-American and Academic All-American in 2005.

MAC.

In 2000-01, Buffalo just missed its mark, dropping 12 regular season games by 10 points or less, the second-most in the country. The Bulls, who were also hit with several injuries throughout the season, finished 4-24.

In 2001-02, the program took a major step toward becoming a force to be reckoned with in the Mid-American Conference. The Bulls finished 12-18, their best mark since joining the MAC in 1998. In fact, their eight-game improvement in the win column from the previous season was the sixth highest among Division I teams.

In 2002-03, the Bulls fought through a tough 5-23 season. With freshmen and sophomores playing over 80 percent of the minutes, the Bulls proved to be competitive in nearly every game as they lost 13 games by 10 points or less. Turner Battle was named to the All-MAC Honorable Mention and Academic All-MAC squads.

The 2003-04 season was one to remember for the Buffalo Bulls. UB finished the season 17-12 overall and 11-7 in MAC play. The Bulls won their first-ever MAC playoff game, 90-73, over Northern Illinois in front of 8,971 fans - the largest crowd in Alumni Arena history. The Bulls would fall to Toledo in the quarterfinals of the MAC Tournament in Cleveland.

For an encore act, the Bulls won a school-record 23 games in 2004-05 and advanced to the Mid-American Conference championship game for the first time in school history. Although the Bulls suffered a heart-breaking overtime loss to Ohio in the title game, the 23 wins were good enough for a berth in the National Invitation Tournament - UB's first postseason appearance as a Division I program. The Bulls defeated Drexel in the opening round before falling to eventual runner-up Saint Joseph's. Turner Battle capped off a stellar career by being named MAC Player of the Year and earning Associated Press All-America and Academic All-America honors.

The Bulls started the 2005-06 season 11-1, including a nine-game winning streak - their longest winning streak since the 1964-65 season. UB's hot start included wins over Rutgers and Fresno State. On Dec. 5, 2005, the Bulls received their first ever votes in the Associated Press Top 25. The Bulls finished the year 19-13, tying them for the second most wins in school history. Senior guard Calvin Cage, a second-team All-MAC selection, scored a school-record 592 points on the season.



Mitchell Watt was the 2012 MAC Player of the Year

The 2006-07 season was highlighted by wins over high-profile programs Temple and Miami (FL). The win over the Hurricanes was UB's first ever win over a school from the Atlantic Coast Conference. The Bulls put a huge scare into second-ranked Pittsburgh, falling to the Panthers 70-67 in front of 6,350 fans at Alumni Arena. Yassin Idbihi concluded his tremendous career as the Bulls' fourth all-time leading scorer (1,514) and third all-time leading rebounder (844).

On December 1, 2007 Buffalo defeated Evansville, 81-60, at Alumni Arena for head coach Reggie Witherspoon's 100th win at Buffalo. He became just the fifth men's basketball coach in school history to win 100 games.

The Bulls proved the prognosticators wrong during the 2008-09 season as they finished the year 21-12 and were regular season co-champions of the Mid-American Conference after being picked to finish last in the MAC prior to the season. The Bulls advanced to the MAC championship game where they lost to Akron. Buffalo did advance to postseason play for only the second time as a Division I program. UB lost at Wichita State in the opening round of the College Basketball Invitational. Buffalo defeated Pepperdine, Colorado and Colorado State to win the Rainbow Classic. Rodney Pierce was named All-MAC First Team.

The Bulls finished the 2009-10 season 18-12, marking the fifth time in seven years they won 17 or more games in a season. Senior point guard John Boyer led the nation in assist-to-turnover ratio (3.7). to become the first Buffalo player to lead the nation in a statistical category since 1976. Rodney Pierce became the first UB player to be a two-time All-MAC First Team selection.

The Bulls had their third 20-win season in 2010-11, posting a 20-14 record. The Bulls made their third post-season appearance as a Division I program, advancing to the third round of the CollegenInsider.com Postseason Tournament. It was a record-setting year for a trio of Bulls. Byron Mulkey set the single-season school record for steals with 85. Zach Filzen drained 110 three-pointers, also a school record. Javon McCrea scored 400 points, the most ever by a UB freshman, en route to being named the MAC Freshman of the Year.

For the third time in the past four seasons, the Bulls eclipsed 20 wins, finishing the season with a 20-11 overall record. After being picked to finish fifth in the MAC East Division in the preseason, the Bulls took the conference by storm, finishing with a 12-4 record and the number two overall seed in the MAC Tournament. Senior Mitchell Watt was named the player year and he joined Javon McCrea on the conference's All-MAC First Team. The team earned another bit to the CollegenInsider.com Postseason Tournament for its effort. Jarod Oldham set a modern-era record with 183 assists and Javon McCrea hit 190 field goals, the second most ever in a single season in UB history. The graduating class of seniors - Watt, Dave Barnett, Zach Filzen, and Titus Robinson - were also honored as the winningest class in the program's history.

The Bulls finished the 2012-13 season with a 14-20 record, forcing a change in coaching staff at the end of the year. Athletic Director Danny White, tabbed legendary Duke point guard Bobby Hurley as the 12th head coach in school history on March 26, 2013.



YEAR-BY-YEAR RESULTS

1915-16 (7-4)

at Carnegie Tech	L 22 38
at Duquesne	L 19 33
Niagara	L 29 50
at St. Lawrence	L 17 21
at Clarkson	W 26 18
Carnegie Tech	W 36 19
Hobart	W 57 17
at St. Bonaventure	W 53 18
at Hobart	W 24 16
Canisius	W 27 25
Canisius	W 40 23

1916-17 (6-8)

Yale	L 11 35
Allegheny	W 27 23
Hobart	W 42 28
Colgate	L 14 31
at Michigan	L 17 36
at Detroit	L 17 33
Oberlin	W 28 25
C.C.N.Y.	L 11 28
at Hobart	W 22 12
Pittsburgh	W 34 29
at Carnegie Tech	L 23 34
at Pittsburgh	L 36 39
at Wash. & Jeff.	L 19 33
Detroit	W 42 15

1917-18 (6-2)

Yale	W 21 13
Syracuse	L 17 30
Fort Niagara	W 43 5
Colgate	W 31 16
Rochester	W 27 18
Allegheny	L 27 32
at Rochester	W 34 32
West Virginia	W 41 23

1918-19 (8-5)

Oberlin	W 26 8
St. Lawrence	L 17 18
at Cornell	L 28 35
at Syracuse	L 19 21
at St. Lawrence	W 27 24
Hobart	W 32 6
Rochester	W 28 14
Cornell	L 11 30
Westminister	W 37 18
Rochester	W 32 19
Great Lakes	L 30 39
Colgate	W 28 23
Syracuse	W 25 21

1919-20 (9-1)

Toronto	W 49 18
Detroit U.	W 28 22
Cornell	L 16 18
Westminister	W 36 23
at Colgate	W 26 24
Colgate	W 23 15
Hobart	W 68 10
Ellwoods	W 43 30
Geneva	W 53 12
Niagara	W 31 19

1920-21 (12-6)

at Syracuse	L 16 24
Yale	L 26 29
Cornell	W 23 22
at Alfred	W 29 7
Westminister	W 38 6
Thiel	W 49 19
at Cornell	L 14 26
Syracuse	W 18 10
Union	W 33 20
Carnegie Tech	W 35 18
at Allegheny	L 22 23
at Carnegie Tech	W 29 24

at Geneva	L 23 25
at Penn State	L 16 43
Centre	W 40 28
Allegheny	W 26 14
Canisius	W 31 21
Canisius	W 22 12

1921-22 (5-7)

at Rochester Opt.	W 33 21
Toronto	L 28 30
Cornell	L 13 36
Alumni	L 20 24
Ithaca	W 39 12
at Hobart	L 30 37
Clarkson	W 25 18
Thiel	W 31 20
Rochester	W 21 11
Oberlin	L 26 27
Bethany	L 14 21
Creighton	L 27 36

1922-23 (7-5)

Mechanics	W 15 11
Yale	L 13 23
at Hobart	W 32 26
Niagara	W 19 16
at R.P.I.	L 16 38
at Rochester	L 21 33
Georgetown	W 27 22
Rochester	W 35 23
at Niagara	L 20 21
Hobart	W 39 20
Alfred	W 51 23
at Alfred	L 30 31

1923-24 (7-6)

Mechanics	W 40 5
Toronto	W 31 23
Cornell	L 26 30
Hobart	W 31 17
at Rochester	L 17 35
at Colgate	L 30 31
Rochester	L 23 29
at R.P.I.	L 27 30
Oberlin	W 27 17
Hobart	W 34 21
Colgate	L 17 24
Lafayette	W 29 21
Alumni	W 35 13

1924-25 (7-6)

at Mechanics	W 40 9
at Toronto	W 37 22
Cornell	L 12 14
Queen's	W 36 7
Hobart	W 43 21
Colgate	L 28 35
R.P.I.	L 14 27
Davis-Elkins	L 23 27
at Hobart	W 35 12
Rochester	L 19 22
at Colgate	L 17 20
St. Lawrence	W 33 14
Alfred	W 28 19

1925-26 (11-6)

Rochester Opt.	W 26 20
Toronto	W 43 26
Syracuse	L 25 29
Cornell	W 19 15
Princeton	W 25 23
at Syracuse	L 23 24
Hobart	W 32 21
at Rochester	L 20 33
at Colgate	L 24 33
Niagara	W 37 22
R.P.I.	W 38 31
Rochester	L 24 28
Oberlin	W 43 25

at Hobart	W 37 24
at Niagara	L 24 32
at Alfred	W 27 23
Colgate	W 33 23

1926-27 (11-4)

Buffalo Normal	W 35 9
Toronto	W 36 23
Cornell	W 23 20
Hobart	W 43 24
at Rochester	L 26 29
at Colgate	L 21 32
Niagara	W 31 21
Alfred	W 41 10
Clarkson	W 44 14
Hamilton	W 42 24
at Niagara	W 30 17
at Hobart	W 46 33
Rochester	W 27 25
Penn State	L 41 43
Colgate	L 21 27

1927-28 (8-8)

Buffalo Normal	W 32 23
Toronto	W 29 18
Dartmouth	L 31 34
Cornell	W 30 29
Hobart	W 24 16
at Clarkson	W 26 14
at Hamilton	W 34 29
at Colgate	L 17 52
Niagara	L 19 20
at Rochester	L 20 24
Alfred	W 36 21
at Niagara	L 23 33
Clarkson	W 35 29
at Hobart	L 26 32
Rochester	L 21 40
Colgate	L 28 29

1928-29 (7-11)

Buffalo State	W 28 18
Toronto	W 27 24
Lehigh	W 25 24
R.P.I.	L 23 30
at Hamilton	L 31 37
at Colgate	L 21 33
Niagara	L 27 29
at Rochester	L 26 32
Clarkson	L 28 32
at Clarkson	W 26 16
at St. Lawrence	L 31 35
at Niagara	W 31 21
Alfred	L 36 37
St. Lawrence	W 31 24
Hobart	L 30 31
Rochester	W 29 26
Carnegie Tech	L 23 33
Colgate	L 20 31

1929-30 (15-1)

Buffalo State	W 46 19
Toronto	W 37 19
Ohio	W 41 23
Thiel	W 28 20
Lafayette	W 39 21
at St. Lawrence	L 26 31
at Clarkson	W 34 22
at Rochester	W 30 28
St. Lawrence	W 27 17
Alfred	W 45 17
at Hobart	W 38 19
Clarkson	W 48 22
Hamilton	W 54 18
at Niagara	W 45 35
Rochester	W 37 30
Niagara	W 41 23

1930-31 (15-0)

Buffalo State	W 54 19
Toronto	W 44 16
Cornell	W 49 37
Carnegie Tech	W 42 31
at Hamilton	W 42 18
at St. Lawrence	W 46 30
at Clarkson	W 52 33
Niagara	W 42 27
at Rochester	W 48 25
Hobart	W 54 11
Clarkson	W 47 25
St. Lawrence	W 31 28
at Niagara	W 46 43
Alfred	W 44 32
Rochester	W 59 16

1931-32 (15-4)

Buffalo State	W 48 21
Toronto	W 52 23
at Hobart	W 43 22
Yale	L 21 36
Cornell	W 29 23
Lehigh	L 24 31
Carnegie Tech	L 30 49
at Clarkson	W 31 20
at St. Lawrence	W 31 29
Niagara	W 40 24
St. Lawrence	W 24 21
Williams	W 38 32
Hobart	W 30 23
at Rochester	W 36 28
Clarkson	W 36 30
Hamilton	W 52 24
at Niagara	L 42 46
Alfred	W 45 33
Rochester	W 36 24

1932-33 (10-9)

Ithaca	L 20 23
Toronto	W 37 24
at Hobart	W 20 18
Cornell	L 26 35
Syracuse	L 24 37
at Clarkson	W 35 30
at St. Lawrence	L 23 44
Allegheny	W 30 28
at Rochester	W 38 21
Michigan State	L 18 29
Niagara	L 25 29
Alfred	W 42 32
at Alfred	L 39 40
at Syracuse	L 22 48
Clarkson	W 45 38
St. Lawrence	W 37 34
at Niagara	L 37 44
Hobart	W 53 20
Rochester	W 30 26

1933-34 (5-10)

Toronto	W 41 16
Hobart	W 34 30
Syracuse	L 23 42
at St. Lawrence	L 27 33
at Clarkson	W 31 29
Michigan State	L 30 37
at Niagara	L 28 36
at Alfred	L 26 28
Alfred	W 33 31
Clarkson	L 29 34
St. Lawrence	L 27 32
Colgate	L 24 27
at Hobart	W 31 17
at Syracuse	L 23 62
Niagara	L 24 37

1934-35 (3-9)

Toronto	L 38 44
Michigan	L 21 41
Cornell	W 32 31
at Clarkson	L 31 47
at St. Lawrence	L 20 28
at Alfred	L 21 22
Alfred	W 30 28
at Hobart	L 27 29
Clarkson	L 20 32
St. Lawrence	L 37 51
Colgate	L 26 33
Hobart	W 43 26

1935-36 (0-13)

D 14 McMaster	L 19 36
D 18 Alfred	L 21 55
J 4 Oberlin	L 28 43
J 10 at St. Lawrence	L 16 53
J 11 at Clarkson	L 19 37
F 1 at Alfred	L 11 52
F 4 Rochester	L 14 50
F 8 at Hobart	L 19 33
F 13 Clarkson	L 19 32
F 15 St. Lawrence	L 26 52
F 22 Colgate	L 17 54
F 29 Hobart	L 19 37
M 7 Rochester	L 24 26

1936-37 (4-10)

D 19 McMaster	W 34 29
J 8 at Clarkson	L 25 38
J 9 at St. Lawrence	L 40 48
J 13 Rochester	L 24 27
J 15 Union	L 40 43
F 5 Oberlin	L 24 45
F 11 Clarkson	L 17 22
F 13 St. Lawrence	L 30 35

1938-39 (2-12)

D 15 McMaster	W 40 19
D 17 Ohio Wesleyan	L 35 61
D 19 Ohio	L 38 58
J 6 at Hamilton	L 36 43
J 7 at Union	L 50 54
J 14 Wayne	L 34 55
F 3 Marietta	L 35 49
F 8 Kent State	L 33 47
F 11 St. Lawrence	L 32 44
F 13 Rochester	L 29 52
F 21 at Hobart	L 29 42
F 24 Hamilton	W 62 40
F 25 at Rochester	L 33 65
M 4 Hobart	L 37 39

1939-40 (1-10)

D 14 McMaster	W 45 34
D 23 Ohio Wesleyan	L 37 69
J 2 Ohio	L 23 78
J 6 at Colgate	L 31 74
J 12 Western Res.	L 37 58
F 3 Wayne	L 22 49
F 10 at Rochester	L 34 42
F 13 at Hobart	L 17 48
F 17 Rochester	L 25 55
F 24 Alfred	L 30 34
M 3 Hobart	L 46 47

1940-41 (4-9)

Alumni	W 49 29
J 10 at Wayne	L 26 55
J 11 at West. Reserve	L 42 53
F 5 Rochester	L 22 34
F 7 Oberlin	L 40 53
F 12 at Alfred	W 45 40
F 14 Western Reserve	W 47 42
F 15 at Rochester	L 32 43
F 18 at Hobart	L 39 43
F 21 Colgate	L 38 41

YEAR-BY-YEAR RESULTS



F 26	Alfred	W	55	40
M 1	Hobart	L	36	40
M 4	at Allegheny	L	44	62
1941-42 (2-8)				
J 9	at Hamilton	L	34	47
J 10	at Union	L	29	50
F 2	Marietta	L	31	54
F 4	Rochester	L	27	37
F 7	Alfred	W	47	34
F 13	at Hobart	L	36	51
F 18	at Rochester	L	35	47
F 20	at Alfred	L	37	59
M 4	Hobart	L	33	36
M 7	Susquehanna	W	40	27

1942-43 (7-6)				
D 2	Fort Niagara	L	33	36
D 5	at Cornell	W	50	46
D 10	Fredonia State	L	31	32
D 18	Hartwick	W	49	29
D 19	R.P.I.	W	35	31
J 9	at Rochester	W	45	40
J 15	Western Reserve	W	46	34
Buffalo State	L	33	35	
Rochester	L	30	37	
Hamilton	L	27	36	
Fort Niagara	W	40	36	
Colgate	L	31	48	
Buffalo State	W	46	26	

1943-44
NO VARSITY TEAM

1944-45
NO VARSITY TEAM

1945-46 (5-10)				
at Toronto	L	11	91	
Niagara	L	28	51	
at Alfred	L	32	52	
McMaster	W	39	29	
at Fredonia State	W	48	46	
Toronto	L	31	55	
Fredonia State	W	47	46	
at Niagara	L	59	60	
at West. Ontario	L	26	58	
at Ontario	L	57	61	
at Buffalo State	L	31	47	
Western Ontario	L	42	51	
Alfred	L	37	48	
Buffalo State	W	54	44	
Ontario	W	67	47	

1946-47 (12-5)				
at Sampson	W	44	34	
D 14	at Alfred	L	47	58
D 17	at Hobart	W	57	47
D 21	McMaster	W	92	29
J 1	SMU	L	37	64
J 4	Carnegie	W	45	31
J 8	at Niagara	L	24	63
J 11	Alfred	W	44	38
at West. Ontario	L	44	47	
at Ontario	W	84	33	
J 18	Hobart	W	48	26
Sampson AFB	W	58	51	
F 15	Allegheny	W	46	43
F 17	Niagara	L	39	57
F 22	Case West. Res.	W	83	44
F 26	Fredonia State	W	61	28
M 1	Buffalo State	W	51	37

1947-48 (13-8)				
N 29	Ontario	W	68	32
D 5	at Case	L	50	58
D 9	at West. Reserve	L	49	57
D 12	Hartwick	W	56	51
D 13	Hobart	W	52	40

D 19	Toronto	W	55	50
D 30	Missouri	L	50	51
J 3	Delaware	L	43	46
J 8	Western Reserve	W	45	40
J 9	at Alfred	W	54	50
J 15	at Hobart	L	57	58
J 17	at Toronto	W	68	42
at Sampson	W	71	44	
F 9	Fredonia State	W	58	29
F 13	at Grove City	L	48	63
F 14	at Allegheny	W	46	45
F 19	Oberlin	W	56	53
F 21	R.P.I.	W	62	52
F 26	Niagara	L	49	69
Sampson	L	60	62	
M 3	Alfred	W	50	39

1948-49 (11-9)				
D 4	Hobart	W	54	36
D 8	at Cornell	L	44	67
D 10	Case	W	63	57
D 17	Toronto	W	69	45
D 18	Georgia	L	51	56
D 27	Lafayette	W	65	59
D 30	at Connecticut	L	39	52
D 31	Mississippi College	W	62	56
J 8	Alfred	L	45	54
J 31	Fredonia State	W	59	31
F 3	Niagara	W	59	53
F 5	at Oberlin	L	52	53
F 9	at Toronto	L	46	55
F 11	Union	W	50	47
F 17	at Alfred	W	65	45
F 19	Bucknell	W	58	50
F 23	at Hobart	W	67	55
F 25	Grove City	L	42	56
M 4	at Hartwick	L	56	68
M 5	at R.P.I.	L	40	58

1949-50 (15-10)				
N 26	Wash. & Jeff.	L	40	64
D 3	at Alfred	W	59	46
D 6	at Cornell	L	36	66
D 9	at West. Reserve	W	61	50
D 10	at Case	L	56	58
D 16	Toronto	W	60	34
D 17	Washington St.	L	44	56
D 23	Temple	L	48	66
D 28	Colby	W	78	58
D 30	Mississippi College	W	70	51
J 3	at Rochester	W	67	58
J 6	Oberlin	W	67	34
J 27	Alfred	W	75	34
J 28	Connecticut	L	40	56
J 30	Fredonia State	W	75	35
F 2	Niagara	L	49	51
F 8	at Toronto	W	57	29
F 10	at Hamilton	W	65	41
F 11	at Union	L	54	58
F 16	at Hobart	W	66	46
F 17	at R.P.I.	L	53	59
F 18	Hawaii	W	69	50
F 24	Western Reserve	W	77	64
F 28	Lafayette	L	46	67
M 3	Hobart	W	54	51

1950-51 (13-8)				
N 25	Wash. & Jeff.	L	62	64
at Siena	L	33	43	
D 8	Grove City	W	75	62
D 15	Toronto	W	78	57
Delaware	W	54	38	
D 16	Washington St.	L	49	70
D 19	at Hobart	W	87	50
D 22	Alfred	W	75	44
Connecticut	L	51	61	
D 28	Case	W	56	53
D 30	Williams	W	68	49
J 1	Colby	L	56	76

J 5	Rochester	W	56	55
J 11	Niagara	L	41	59
J 12	at Alfred	W	47	45
F 5	at Colgate	L	73	77
at Toronto	W	74	60	
F 17	Lafayette	W	69	55
F 22	Wake Forest	L	59	77
F 24	R.P.I.	W	82	66
M 2	Hobart	W	83	51

1951-52 (18-6)				
Ontario	W	108	37	
N 24	Wash. & Jeff.	W	62	57
McMaster	W	106	40	
D 5	at Alfred	W	63	55
at Connecticut	L	69	72	
D 10	Hobart	W	70	47
D 12	Toronto	W	81	54
Buffalo State	W	74	65	
D 20	Colgate	L	60	68
D 21	at Case	W	92	70
D 22	at West. Reserve	W	63	59
D 27	Connecticut	W	65	58
J 2	Colby	W	65	48
J 8	Niagara	W	80	78
Gannon	W	72	50	
F 1	Alfred	W	69	59
F 9	at Rochester	L	64	65
F 12	Canisius	L	77	83
F 16	Bucknell	W	91	75
F 22	Western Reserve	W	88	67
F 23	Lafayette	L	61	67
at R.P.I.	W	68	63	
at Hobart	W	72	55	
NAIA District Playoffs				
M 1	Farleigh Dickinson	L	55	63

1952-53 (10-9)				
Wash. & Jeff.	W	63	55	
Grove City	W	87	63	
at Hobart	W	58	52	
Alfred	W	73	58	
R.P.I.	W	78	51	
Case	L	81	82	
Canisius	L	55	71	
Ontario	W	88	39	
at Colgate	L	67	82	
Niagara	L	46	57	
at Buffalo State	W	84	70	
Rochester	W	82	71	
at Gannon	L	63	77	
Canisius	L	59	69	
at Alfred	L	56	71	
Lafayette	L	55	58	
Hobart	W	71	57	
Bucknell	W	82	58	
at Toronto	L	50	80	

1953-54 (15-8)				
N 30	Brockport	W	74	58
D 2	at Alfred	W	71	56
D 5	at Detroit	L	58	77
D 9	McMaster	W	95	36
D 11	at R.P.I.	W	75	72
D 12	at Hobart	L	45	50
D 17	Buffalo State	W	74	58
D 19	at Case	L	70	72
D 22	Ohio	L	58	62
J 5	Niagara (MA)	L	45	84
J 8	Hamilton	W	73	49
J 9	Clarkson	W	92	60
J 11	Mexico	W	78	56
F 2	Williams	W	60	53
F 5	Gannon	W	92	80
F 8	Alfred	W	78	56
F 13	at Rochester	W	69	61
F 17	Hobart	W	79	60
F 26	Lafayette (MA)	L	63	76
F 22	Colgate	W	65	64

F 25	Canisius	L	75	83
F 26	Toronto	W	82	57
F 27	Western Michigan	L	79	88

1954-55 (16-6)				
Grove City	W	71	54	
at Akron	L	74	84	
Buffalo State	W	96	71	
Siena	L	69	81	
Detroit	L	61	68	
at Western Ontario	W	81	63	
Assumption	W	82	61	
Springfield	W	64	61	
Wash. & Jeff.	L	74	78	
Wabash	L	61	77	
at Brockport St.	W	91	57	
at Colgate	W	83	70	
at Cortland State	L	74	81	
at Hobart	W	72	65	
at Toronto	W	71	57	
R.P.I.	W	79	59	
Brockport State	W	79	58	
Hobart	W	74	48	
Rochester	W	98	62	
Western Ontario	W	90	58	
Alfred	W	88	56	
Buffalo State	W	88	74	

1955-56 (17-3)				
D 1	at Brockport	W	65	57
D 3	at Cornell	L	73	83
D 7	Hobart	W	83	72
D 10	at Alfred	W	80	78
D 14	Buffalo State	W	66	46
D 16	St. Lawrence	W	82	68
J 6	Cortland State	L	74	88
J 9	Toronto	W	73	48
J 11	Puerto Rico	W	77	63
J 13	Colgate	L	65	66
J 18	Brockport State	W	68	60
F 4	Western Ontario	W	67	65
F 10	at R. P. I.	W	67	58
F 12	McMaster	W	98	61
F 17	Akron	W	70	66
F 22	at Hobart	W	50	46
F 25	at Rochester	W	73	71
F 28	at West. Reserve	W	88	86
M 1	Alfred	W	86	60
M 3	at Buffalo State	W	68	58

1956-57 (18-7)				
N 30	Oswego State	W	76	73
D 5	at Cornell	L	54	63
D 8	Buffalo State	W	72	66
D 14	at Hobart	L	47	49
D 15	Brockport State	W	69	58
J 5	Rochester	W	86	66
J 9	Hobart	W	97	68
J 11	at Cortland State	L	71	80
J 12	at Colgate	L	76	88
J 16	at Alfred	W	85	71
J 30	at Brockport State	W	65	51
F 1	R.P.I.	W	65	53
F 6	Buffalo State	W	60	45
F 8	at Western Ontario	W	85	77
F 9	at Toronto	W	85	71
F 13	Alfred	W	82	61
F 16	at Akron	W	78	70
F 20	at Navy	L	50	80
F 22	Grove City	W	63	56
F 26	W. Reserve	W	76	41
M 1	at Tufts	W	75	56
M 2	at Brandeis	L	68	88
NCAA Division II Tournament				
M 5	Capital	W	75	64
M 9	Evansville	W	77	75
M 13	Kentucky Wesleyan	L	68	72

1957-58 (17-5)				
D 2	Oswego State	W	57	56
D 4	at Cornell	L	37	62
D 7	at Hobart	L	51	66
D 10	at Alfred	W	57	56
D 14	Cortland State	W	71	63
D 17	Brockport State	W	77	50
J 3	Muskingum	L	55	57
J 4	at West. Reserve	W	62	52
J 8	Hobart	W	71	62
J 10	Western Ontario	W	62	39
J 11	at Oswego State	W	59	54
J 15	Colgate	W	70	57
J 31	Buffalo State	W	55	42
F 4	at Grove City	W	58	49
F 7				

at Brockport St.	W 96 85
Alfred	W 62 43
American	L 64 67
Atlantic Christian	W 75 59
Philadelphia Textile	L 65 67
at Siena	L 57 64
Boston	W 55 54
Buffalo State	W 81 69
Ithaca	W 97 65
Detroit Tech	W 78 63
Baldwin-Wallace	W 77 65
Syracuse	W 77 62
at Colgate	L 71 88
Toronto	W 72 59
Wayne State	W 61 50
at Bucknell	W 74 73
at Cortland State	W 73 56
Cortland State	W 64 51
Buffalo State	W 57 54
Rochester	W 76 69
at Niagara	L 59 77

1961-62 (14-7)

Cortland State	W 73 52
McMaster	W 91 41
Villanova	L 53 68
at Buffalo State	W 69 52
Assumption	L 42 59
American Int'l	W 78 67
Vermont	L 58 66
at Syracuse	W 68 66
Colgate	W 72 55
at Baldwin-Wallace	L 53 70
at Alfred	W 83 65
at Cortland State	W 60 56
Brockport State	L 56 57
Buffalo State	W 89 73
Bucknell	W 68 50
at Assumption	W 93 82
at Wayne State	W 70 65
at Rochester	L 60 76
LeMoyne	W 68 61
Toronto	W 78 44
Niagara	L 56 72

1962-63 (16-7)

Scranton	W 85 53
Toronto	W 80 45
at Bucknell	W 78 72
Albany State	W 58 56
at Army	L 61 73
Buffalo State	W 59 57
Wooster	W 67 63
Oswego State	W 88 72
Ithaca	W 91 68
Syracuse (OT)	W 63 61
Alfred	W 67 56
Boston	W 81 68
Wayne State	W 84 64
at Buffalo State	L 45 54
at Colgate	L 71 80
at Brockport St.	W 64 60
Rochester	W 65 34
at Villanova	L 47 69
Cortland State	W 65 59
at LeMoyne	W 52 51
Niagara	L 68 79
NCAA Division II Tournament	
South Carolina St.	L 63 80
Youngstown State	L 53 65

1963-64 (14-8)

Buffalo State	W 58 40
Muskingum	W 80 67
at Syracuse	L 69 91
Villanova	L 56 58
at Cornell	L 59 73
at Alfred	W 82 54
Valparaiso	W 68 67

Catholic	W 53 52
Toronto	W 82 52
at Albany State	W 62 54
Youngstown St.	L 64 66
at Buffalo State	W 49 45
at Wayne State	W 73 72
Brockport State	W 89 57
Gannon	W 51 46
Colgate	W 94 77
at Ithaca	L 54 60
Albany State	W 91 52
Boston	L 54 56
LeMoyne	L 63 65
at Rochester	W 73 62
at Niagara	L 67 77

1964-65 (19-3)

at Brockport State	W 84 61
American	W 71 46
Windsor	W 115 71
Albany State	W 89 65
Western Ontario	W 132 67
at Tennessee	L 54 79
St. Michael's	L 86 93
Oswego State	W 88 59
Buffalo State	W 92 66
Ithaca	W 87 64
Toronto	W 105 63
Steubenville	W 79 53
Wayne State	W 106 71
Niagara	W 74 63
at Colgate	W 75 59
at Albany State	W 69 58
Rochester	W 88 69
LeMoyne	W 62 59
at Buffalo State	W 62 47
Alfred	W 108 73
NCAA Division II Tournament	
Randolph-Macon	W 81 69
Akron	L 58 69

1965-66 (14-8)

Brockport State	W 79 63
at Syracuse	L 60 110
at Ithaca	W 71 66
at Albany State	W 80 66
Penn State	L 60 68
Bucknell	W 72 61
San Francisco St.	W 80 62
Colgate	L 74 76
Akron	W 73 70
at Western Ontario	W 88 50
Toronto	W 106 50
Plattsburgh	W 117 94
Northern Illinois	L 77 90
at Windsor	W 87 80
at Wayne State	W 80 76
at Niagara	L 53 72
Buffalo State	L 68 73
at McMaster	W 75 31
at Alfred	W 81 62
Albany State	W 88 63
Kent	L 55 63
at Rochester	L 77 82

1966-67 (9-11)

Toronto	W 88 55
Gannon	L 51 68
at Western Ontario	W 79 74
Syracuse	L 59 68
Cal-Santa Barbara	W 64 58
Cornell	L 63 76
Rochester	L 65 67
Niagara	L 70 74
Brockport State	W 82 58
St. Michael's	L 91 93
Windsor	W 88 71
Wayne State	L 69 73
at Phil. Textile	L 68 77

Wis.-Milwaukee	W 88 77
at Kent	L 64 70
Ithaca	W 91 75
Albany State	W 90 68
at Colgate	L 66 78
at Buffalo State	L 41 60
at Albany State	W 76 73

1967-68 (11-10)

D 1 Toronto	W 87 63
D 2 Gannon	W 88 73
D 8 Albany State	W 92 69
D 9 at Syracuse	L 63 85
D 13 San Francisco St.	L 55 63
D 18 Belmont Abbey	W 85 69
D 21 vs. Fort Bragg ^	L 67 77
D 22 vs. Ohio Wesleyan	W 66 52
D 23 Walter Reed ^	W 108 69
J 2 Mc Murray	W 98 94
J 3 Quantico ^	L 72 81
J 27 at St. Michael	L 69 73
J 30 at Brockport St.	W 87 62
F 2 at Rochester	L 71 77
F 3 Hofstra	W 81 74
F 9 at Wayne State	L 64 78
F 10 at Windsor	L 71 79
F 12 Baltimore	W 71 58
F 17 Buffalo State	L 76 94
F 21 at Niagara	L 82 99
F 24 Colgate	W 76 73
F 27 at Ithaca (OT)	W 70 66
F 29 Philadelphia Textile	L 57 77
M 2 Northern Illinois	L 57 66

^ - Exhibition Games - Do Not Count in Record

1968-69 (12-9)

at Tennessee	L 62 87
Brockport State	W 63 55
Toronto	W 81 37
Akron	W 48 43
Old Dominion	L 72 83
at Albany State	W 66 59
Penn State	W 66 60
Syracuse	L 70 76
Wooster	W 83 64
Wayne State	W 74 55
at Colgate	L 75 79
Niagara	L 76 79
at Binghamton	W 88 61
Ithaca	W 85 66
Buffalo State	L 78 83
at LeMoyne	L 62 68
at Northern Illinois	L 79 87
Baltimore	W 92 82
at Rutgers	L 78 86
Rochester	W 85 78
Stony Brook	W 62 53

1969-70 (11-11)

at Maryland	L 77 97
at Syracuse	L 64 90
Toronto	W 119 65
Western Ontario	W 117 48
Ohio Northern	W 100 85
at Wayne State	L 42 56
at Auburn	L 61 84
DePauw	L 70 77
Wooster	L 83 91
Colgate	W 80 76
at Akron	L 75 87
at Ithaca	W 89 78
Rutgers	L 70 76
Ball State	W 90 76
at Binghamton	W 89 60
at Niagara	L 68 98
Northern Illinois	W 87 78
at Colgate	L 73 96

Buffalo State	L 75 83
at Brockport St.	W 79 66
LeMoyne	W 68 62
Albany State	W 70 59

1970-71 (9-13)

Syracuse	L 70 80
at Maryland	L 70 109
at UNC-Charlotte	L 46 64
Toronto	W 106 56
Central Michigan	W 80 73
at Northern Illinois	L 71 77
Northeastern	L 61 80
Fairleigh Dickinson	W 81 60
at Eastern Michigan	L 76 88
Akron	L 66 71
at LeMoyne	L 72 80
at Albany	L 61 76
Niagara	L 77 90
Point Park	W 86 69
at Rochester	W 86 72
Wayne State	W 101 83
Ithaca	W 84 68
Buffalo State	L 85 87
Stony Brook	W 96 62
at Ball State	L 76 87
Brockport State	W 87 86
at Cincinnati	L 59 86

1971-72 (12-12)

D 1 at Syracuse	L 80 104
D 3 at Point Park	L 58 64
D 7 Toronto	W 116 58
D 11 at Central Michigan	L 60 75
D 14 Ohio Northern	W 112 91
D 17 Northeastern	L 59 64
D 18 Illinois State	W 80 74
D 27 at Ga. Southern	W 86 83
D 28 at Georgia State	W 98 69
D 30 at Samford	W 78 63
J 19 at Akron	L 68 87
J 22 LeMoyne	W 86 73
J 27 at Maryland	L 58 82
J 29 Cornell	L 70 84
J 31 Northern Illinois	L 86 106
F 2 at Army	L 74 80
F 5 at Niagara	L 76 96
F 8 Eastern Michigan	L 96 109
F 11 at Brockport St.	L 60 102
F 17 at Stony Brook	W 81 69
F 19 at Rochester	W 85 74
F 26 Albany	W 76 67
F 29 Merrimack	W 103 78
M 6 at Buffalo State	W 93 75

1972-73 (16-8)

Syracuse	L 70 83
at Illinois State	L 70 81
at Northern Illinois	L 70 89
at Northeastern	L 55 64
Georgia State	W 85 63
Lafayette	W 72 71
Gannon	W 92 87
at Fairleigh-Dick.	W 64 50
Akron	W 73 71
Samford	W 86 81
at Cornell	W 72 69
Brown	W 98 87
Niagara	L 77 79
at Colgate	L 63 80
at Albany	W 76 62
Stony Brook	W 103 63
at Maryland	L 64 93
Army	W 67 64
Tenn-Chattanooga	W 81 80
St. Francis, PA	W 84 82
LeMoyne (OT)	W 71 70
Oglethorpe	W 97 66
Rochester	W 91 90

Buffalo State	L 84 86
---------------	---------

1973-74 (5-20)

D 1 at Syracuse	L 78 123
D 3 Fairleigh Dickinson	L 67 85
D 7 Steubenville	L 49 50
D 8 American	L 76 85
D 15 Cleveland State	L 77 87
D 22 at Brown	L 84 102
D 28 Lafayette	L 73 85
D 29 St. Francis, NY	L 84 97
J 14 at Akron	L 69 75
J 18 Iona	L 79 81
J 20 Pittsburgh	L 75 101
J 23 Cornell	W 91 76
J 26 Albany	W 77 72
J 29 at Catholic	L 84 91
J 30 at Fairfield	L 58 84
F 2 Colgate	L 69 76
F 4 at Niagara	L 81 93
F 9 at Youngstown St.	L 89 90
F 12 Brockport State	L 89 103
F 16 Geneseo State	W 83 82
F 20 LeMoyne	L 97 103
F 23 at St. Francis (PA)	L 61 67
F 27 at Stony Brook	W 71 69
M 2 at Rochester	W 106 95
M 4 at Buffalo State	L 87 89

1974-75 (8-17)

N 30 Syracuse	L 65 81
D 3 at Fairleigh Dickinson	L 57 81
D 4 at Long Island	W 75 72
D 9 Niagara	L 58 77
D 11 at Brockport	L 50 53
D 14 at Albany	L 94 111
D 21 at Virginia Comm.	L 73 105
D 7 at Cleveland State	L 63 74
J 11 Fairfield	L 69 86
J 13 St. Francis, PA	W 72 66
J 15 at Colgate	W 72 67
J 18 at Army (OT)	W 70 68
J 20 at Canisius	L 74 75
J 22 at Iona	W 75 58
J 25 Catholic	W 87 78
F 1 at Geneseo State	L 70 77
F 5 at LeMoyne	L 77 83
F 8 Youngstown State	L 98 100
F 10 at Central Michigan	L 80 97
F 12 Armstrong State	L 76 78
F 15 Akron	W 62 56
F 19 at Cornell	L 89 102
F 25 Rochester	W 81 62
M 1 Pittsburgh	L 78 107
M 3 Buffalo State	L 76 82

1975-76 (10-16)

N 29 at Indiana State	L 73 102
D 3 at Syracuse	L 77 87
D 8 Siena	W 103 94
D 10 at St. Francis (PA)	L 71 96
D 13 Army	W 83 74
D 16 Canisius	L 66 99
D 19 Iona	W 85 76
J 3 at Pittsburgh	L 65 83
J 6 at Cornell	L 73 78
J 10 at Niagara	L 56 76
J 12 Central Michigan	W 95 77
J 16 Colgate	L 68 76
J 17 Albany	W 63 62
J 20 at Armstrong State	L 84 92
J 24 at Fairfield	L 82 86
J 27 Brockport	W 111 109
J 29 Fairleigh Dickinson	L 46 59
F 4 LeMoyne	W 86 75
F 6 Long Island	L 72 76
F 9 at Detroit	L 81 93
F 11 at Rochester	L 73 77

YEAR-BY-YEAR RESULTS



F 14 at Akron (OT) W 83 73
 F 18 Virginia Comm. L 78 97
 F 21 Cleveland State W 97 86
 F 28 Geneseo State W 102 86
 M 4 at Buffalo State L 66 75

1976-77 (5-21)

N 27 Niagara (2OT) L 85 88
 N 29 at Fairleigh-Dickinson L 73 81
 N 30 at Long Island W 86 83
 D 6 at Holy Cross L 89 123
 D 9 Howard L 86 87
 D 11 at Georgia L 77 108
 D 14 at Clemson L 67 98
 D 18 at Colgate L 84 97
 J 3 Detroit L 74 103
 J 5 at Army L 56 75
 J 6 at Siena L 76 87
 J 8 Cornell L 60 71
 J 11 at Maine L 85 98
 J 17 Temple L 82 91
 J 22 at Geneseo State W 78 74
 J 24 Syracuse L 71 91
 J 25 Wis.-Milwaukee W 77 76
 F 5 at Youngstown St. L 79 84
 F 8 at Albany L 77 107
 F 12 Akron (OT) L 77 79
 F 16 at LeMoyne L 87 97
 F 19 at Cleveland St. L 69 89
 F 21 at Canisius W 78 77
 F 22 Fairfield L 83 93
 F 26 at Catholic L 77 109
 M 1 Buffalo State W 78 76

1977-78 (6-18)

N 29 St. Francis (PA) L 58 79
 D 5 at Iona L 79 109
 D 7 at Akron L 55 83
 D 10 Canisius L 73 78
 D 12 Siena L 78 79
 D 16 Cortland State W 97 77
 D 19 at Temple L 66 95
Big Red Tournament
 D 27 vs. Colgate (OT) L 71 74
 D 28 at Cornell L 75 89
 J 5 at Wis.-Milwaukee W 78 75
 J 7 at Detroit L 81 122
 J 11 at Central Michigan L 73 102
 J 18 at Niagara L 80 90
 J 20 Long Island L 89 92
 J 28 Colgate L 72 79
 F 1 at St. Francis(NY) L 82 95
 F 3 Maine L 79 90
 F 7 Youngstown St. W 87 85
 F 11 Army L 53 74
 F 15 at Syracuse L 66 113
 F 18 Albany W 104 97
 F 22 LeMoyne W 70 67
 F 25 Catholic L 74 77
 F 28 at Buffalo State W 71 69

1978-79 (7-18)

N 30 at Siena L 51 70
 D 6 at Howard L 52 65
 D 9 Akron L 51 59
 D 12 at Canisius L 65 79
 D 6 at Potsdam L 55 69
Lafayette Tournament
 D 29 at Lafayette L 49 81
 D 30 vs. South Florida L 69 85
 J 16 Hartwick L 49 68
 J 18 at Albany L 35 80
 J 20 Geneseo State W 69 63
 J 23 at Oswego State W 45 37
 J 26 Binghamton W 54 44
 J 27 at St. Francis (PA) L 57 67
 J 29 at Cortland State W 53 49
 F 1 Fredonia State W 48 38
 F 3 Brooklyn L 52 58

F 7 Gannon L 37 47
 F 10 at Rochester L 52 55
 F 14 at Youngstown St. L 53 67
 F 17 Plattsburgh L 43 53
 F 19 at Niagara L 59 93
 F 22 at LeMoyne L 60 82
 F 24 at Oneonta State L 57 66
 F 27 Buffalo State W 53 52
 M 1 Brockport State W 79 68

1979-80 (17-10)

N 30 at Niagara L 72 90
 D 1 Oneonta State W 79 55
 D 4 at Fredonia State W 69 67
 D 6 Buffalo State W 83 81
 D 10 Youngstown St. L 56 59
 D 11 Albany L 58 66
Indiana, PA Tournament
 D 28 vs. Alliance W 97 63
 D 29 at Indiana (PA) L 54 67
 J 5 at South Florida L 62 75
 J 8 at Stetson L 62 82
 J 12 Brockport State W 62 59
 J 15 at Hartwick L 54 63
 J 19 at Geneseo St. W 63 44
 J 26 Plattsburgh W 54 53
 J 28 Cortland State W 74 61
 J 30 at Canisius L 63 66
 F 1 Fredonia State W 68 64
 F 4 Rochester W 70 66
 F 6 Geneseo State W 61 60
 F 9 RIT W 62 57
 F 13 at Brockport St. W 64 58
 F 16 at Gannon L 56 77
 F 18 Oswego State W 86 65
 F 20 at Buffalo State W 83 66
SUNYAC Tournament
 F 22 Albany (4 OT) W 65 57
 F 23 Potsdam L 45 50

1980-81 (12-15)

N 21 Brooklyn W 85 72
 N 22 Binghamton L 53 54
 N 29 at Canisius L 74 95
 D 3 at Niagara L 62 82
 D 9 at Brockport St. L 48 49
 D 12 Fredonia State W 59 54
 D 13 Pitt-Bradford L 47 51
Brooklyn Tournament
 D 27 City College W 72 47
 D 28 Brooklyn W 72 70
 J 8 at Central Florida L 49 59
 J 10 at Stetson L 50 79
 J 16 Potsdam L 36 52
 J 17 Penn St-Behrend L 46 77
 J 20 Hartwick L 41 52
 J 24 at Buffalo State L 56 61
 J 27 at Oswego State W 56 51
 J 31 Geneseo State W 79 47
 F 3 Brockport State W 71 60
 F 7 at Fredonia State W 68 50
 F 9 at Cortland State L 51 61
 F 12 Buffalo State W 68 60
 F 14 Rochester L 44 53
 F 16 Alfred L 61 64
 F 18 Oswego State W 66 61
 F 24 at Geneseo State W 78 62
SUNYAC Tournament
 F 27 Albany L 39 48
 F 28 Buffalo State W 78 61

1981-82 (13-17)

Mansfield Tournament
 N 20 vs. Monmouth L 61 71
 N 21 vs. York W 89 64
 N 28 at Canisius L 72 86
 N 30 at Pitt-Bradford L 60 74
 D 2 at Niagara L 66 75
 D 5 at Fredonia State L 65 68

D 9 at Hartwick L 39 49
 D 12 Buffalo State W 81 80
Albany Tournament
 D 29 at Manhattanville W 53 51
 D 30 vs. Albany L 48 55
 J 5 at SW Louisiana L 57 99
 J 7 at Tulane L 43 83
 J 19 Oswego State L 61 63
 J 22 at Geneseo State W 85 67
 J 24 Brockport State W 63 61
 J 29 Elmira W 68 57
 F 1 at Penn St.-Behrend L 68 70
 F 3 Fredonia State W 61 55
 F 6 at Buffalo State L 61 66
 F 9 Cortland State L 69 72
 F 11 Rochester L 65 66
 F 13 at Oswego State W 57 56
 F 15 at Alfred L 67 92
 F 17 Geneseo State W 77 68
 F 20 at Brockport St. W 70 65
SUNYAC West Playoff
 F 23 Fredonia State W 67 59
SUNYAC Tournament
 F 26 Albany W 53 51
 F 27 Potsdam W 82 70
NCAA-III East Regional
 M 3 Staten Island L 53 64
 M 6 Ithaca L 73 74

1982-83 (12-15)

East Connecticut Tournament
 N 20 Clark L 77 81
 N 21 Bridgewater L 76 83
 N 27 at Canisius L 77 97
 N 30 Penn St-Behrend W 93 84
 D 3 at Buffalo State L 63 99
 D 4 Stony Brook W 71 64
 D 6 Houghton L 69 82
 D 9 Oswego State L 71 77
 D 13 at Brockport St. W 68 58
 J 3 at UNC-Charlotte L 77 109
 J 5 at Wake Forest L 56 121
 J 19 at Elmira W 68 66
 J 22 at Niagara L 64 76
 J 24 at Geneseo State W 74 68
 J 26 Roberts Wesleyan W 76 47
 J 28 Brockport State W 81 57
 F 1 Hartwick L 66 75
 F 3 Alfred W 76 73
 F 5 Fredonia State W 86 74
 F 8 at Cortland State L 93 96
 F 10 Rochester W 86 84
 F 12 Buffalo State W 66 64
 F 14 at Fredonia State L 66 75
 F 16 at Oswego State L 71 81
 F 19 Geneseo State W 90 73
SUNYAC Tournament
 F 25 Potsdam L 66 90
 F 26 Albany L 77 88

1983-84 (14-13)

Brockport State Tournament
 N 18 vs. Elmira W 78 76
 N 19 at Brockport St. W 73 69
 N 22 at Penn St-Behrend W 84 75
 N 28 R.I.T. L 70 82
 N 30 at Canisius L 80 87
 D 3 Hartwick L 63 75
 D 5 Mercyhurst W 66 64
 D 7 Oswego State W 90 74
 D 10 Geneseo State W 76 60
 J 7 at Niagara L 77 97
 J 10 Gannon L 77 79
 J 14 at Roberts Wesl. W 75 64
 J 17 Elmira W 90 70
 J 21 Mansfield L 75 85
 J 25 at Brockport St. L 73 85
 J 28 at Fredonia St. W 52 50

F 1 Buffalo State L 56 62
 F 3 Cortland State W 86 69
 F 4 at Oswego State L 67 70
 F 7 at Geneseo St. L 82 85
 F 11 Brockport State W 65 61
 F 13 at Alfred (OT) W 62 60
 F 15 Fredonia State W 81 75
 F 18 at Buffalo State L 66 82
 F 20 at Houghton L 41 42
SUNYAC Tournament
 F 23 at Potsdam W 60 59
 F 25 at Buffalo State L 62 74

1984-85 (5-19)

N 20 Houghton* L 72 68
 N 24 Heidelberg* L 86 79
 N 28 at R.I.T.* L 71 62
 D 1 Geneseo State* L 81 67
 D 3 Daemen* L 113 66
 D 5 Hartwick* L 57 62
 D 8 Brockport State* L 78 76
 D 10 at Gannon* L 87 78
Albany State Tournament
 J 4 Springfield L 64 79
 J 5 Albany L 64 82
 J 10 Nazareth L 56 57
 J 12 at Mercyhurst L 62 77
 J 15 at Elmira L 64 72
 J 22 Fredonia State W 67 63
 J 26 at Buffalo State L 71 82
 J 29 at Mansfield L 55 59
 J 30 Oswego State W 60 59
 F 1 at Cortland State L 76 95
 F 2 at Geneseo St. W 65 63
 F 6 Brockport State W 61 58
 F 9 Buffalo State L 62 75
 F 11 Alfred L 69 74
 F 13 at Fredonia State W 70 66
 F 16 at Oswego State L 53 56
 *Games forfeited due to participation by ineligible athletes.

1985-86 (14-11)

N 22 at Geneseo L 70 73
 N 23 at Heidelberg L 71 84
 N 25 at Hartwick L 54 61
McMaster Tournament
 N 29 at McMaster W 81 69
 N 30 vs. Guelph W 74 61
 D 4 at Fredonia State L 70 77
 D 7 Oswego State W 85 80
 D 9 St. John Fisher W 87 72
 D 11 Gannon L 74 77
Staten Island Tournament
 D 27 vs. Jersey City St. W 88 83
 D 28 at Staten Island W 60 58
 J 6 at Nazareth L 69 78
 J 8 Penn St.-Behrend W 64 63
 J 11 Mansfield L 79 80
 J 14 Elmira W 85 74
 J 22 Brockport State W 81 74
 J 25 at Buffalo State L 70 93
 J 27 at Daemen W 88 61
 J 29 Fredonia State W 71 53
 F 1 at Oswego State L 60 63
 F 4 R.I.T. W 74 52
 F 7 Geneseo State W 105 71
 F 8 at Brockport St. W 87 81
 F 11 at Alfred L 70 76
 F 15 Buffalo State L 68 69

1986-87 (15-10)

Buffalo State Tournament
 N 21 vs. Wilkes W 85 51
 N 22 at Buffalo State W 66 63
 N 25 at St. John Fisher W 86 68
 N 29 LeMoyne W 78 77
 D 3 Fredonia State W 69 59
 D 6 at Gannon L 67 79

D 11 at Canisius L 69 74
 D 13 Buffalo State L 64 65
UB Goldome Tournament
 D 29 at Guelph W 68 56
 D 30 vs. Jersey City W 79 78
 J 2 Daemen W 79 58
 J 5 at Penn St.-Behrend W 71 66
 J 7 Potsdam L 67 89
 J 13 at Elmira W 89 76
 J 16 Alfred L 80 86
 J 21 at Geneseo St. W 78 72
 J 26 at Mansfield L 72 84
 J 28 at Brockport St. L 70 73
 J 31 Oswego State W 97 87
 F 4 at Fredonia St. W 86 65
 F 7 at Buffalo State L 50 59
 F 11 Geneseo State W 67 58
 F 14 Brockport State L 84 99
 F 17 Ithaca W 69 66
 F 21 at Oswego St. L 79 85

1987-88 (14-13)

Keene State Tournament
 N 20 vs. St. Anselm L 120 125
 N 21 vs. Queens College W 87 67
 N 27 Gannon L 71 102
 D 3 at Shepherd L 69 83
 D 5 Buffalo State W 57 47
 D 9 Mansfield W 69 62
Bentley Tournament
 D 28 at Bentley L 69 84
 D 29 vs. Florida Tech W 82 79
UB Goldome Tournament
 J 2 vs. Shepherd L 58 82
 J 3 vs. Saginaw Valley W 69 67
 J 5 at LeMoyne L 54 69
 J 6 at Potsdam W 75 70
 J 9 at Mercyhurst W 88 55
 J 12 at LIU-South W 84 72
 J 13 at Dowling L 58 92
 J 16 Philadelphia Textile L 58 72
 J 19 at Pitt-Bradford L 85 91
 J 22 at Pace W 71 69
 J 23 at Adelphi W 81 69
 J 30 at Phil. Textile L 72 79
 F 2 LeMoyne L 70 75
 F 5 Adelphi W 82 55
 F 11 Elmira L 68 70
 F 13 at Gannon L 71 81
 F 17 at Daemen W 85 54
 F 20 Pace W 65 64
 F 24 Mercyhurst W 77 59

1988-89 (16-14)

Longwood Tournament
 N 18 vs. UNC-Greensboro W 89 81
 N 19 at Longwood L 65 66
 N 22 Shepherd W 90 66
Pocono Classic
 D 2 vs. Chaminade W 83 79
 D 3 at East Stroudsburg W 92 74
 D 7 Clarion L 52 75
 D 9 Southampton W 88 66
 D 14 at Mansfield W 90 80
 D 17 at Buffalo State L 70 80
 D 30 at Cal. St.-North. L 63 77
 J 2 at Cal. St.-L.A. W 83 64
 J 3 at Cal. St.-Bak. L 66 81
 J 7 LeMoyne W 74 71
 J 13 Philadelphia Textile L 69 88
 J 17 Pitt-Bradford W 84 69
 J 20 at Pace L 49 63
 J 21 at Adelphi L 66 68
 J 24 at Mercyhurst L 59 61
 J 28 Adelphi W 72 68
 F 3 Pace (OT) L 60 61
 F 8 at Pitt-Johnstown W 87 78
 F 11 at Gannon L 96 98
 F 15 Buffalo State W 75 68
 F 18 at Phil. Textile L 73 96

F 20 Gannon	W	84	61
F22 at LeMoyno	L	73	94
F 25 Mercyhurst	W	61	50
<i>Mid-east Tournament</i>			
at Adelphi	W	88	62
Gannon	W	89	77
at Phil. Textile	L	58	74

1989-90 (14-13)

N 17 at New Hamp.	L	79	86
N 18 at St. Anselm	W	83	76
N 21 Mansfield	W	67	58
N 27 at St. Rose	L	66	71
D 2 Brockport State	W	81	68
<i>UB/Shooter's Roundup</i>			
D 8 Mercy College	W	85	65
D 9 Cheyney State	W	68	57
<i>Merrimack Tournament</i>			
D 28 at Merrimack	W	77	73
D 29 vs. Pace	L	69	77
J 6 at LeMoyno	W	70	59
J 13 Philadelphia Textile	L	38	61
J 16 at Mercyhurst	W	65	54
J 20 at Florida Intern'l	L	65	77
J 22 at Barry Atlanta	W	74	66
J 27 Gannon	L	63	67
J 31 St. Rose	W	97	86
F 2 Adelphi	L	100	102
F 6 at Dist. of Columbia	L	93	99
F 10 at Phil. Textile	L	65	72
F 15 LeMoyno	W	71	62
F 17 Mercyhurst	W	68	50
F 20 District of Columbia	W	85	63
F 23 at Pace	L	66	68
F 24 at Adelphi	L	68	74
F 26 at Gannon	L	69	81
M 3 Pace	W	80	75

1990-91 (13-14)

N 20 at Brockport St.	W	78	64
N 24 at Delaware St.	L	79	96
<i>East Stroudsburg Tournament</i>			
N 30 at East Stroudsburg	L	63	77
D 1 vs. Gannon	W	72	61
D 4 Mercy	W	97	50
<i>UB/Shooter's Roundup</i>			
D 7 Daemen	W	77	70
D 8 Mercyhurst	W	74	66
D 11 Indiana (Pa.)	W	96	92
D 12 Albany St.	W	60	56
D 14 Kutztown	W	83	74
J 2 W. Virginia Wesleyan	W	107	81
J 5 at Indiana, PA	L	66	89
J 7 at UNC-Greensboro	L	70	76
J 8 at Elon	L	59	68
J 11 Philadelphia Textile	W	79	73
J 18 Pace (OT)	L	58	73
J 26 at Phil. Text	L	55	77
J 28 at W. Virginia Wesl.	L	78	91
J 30 Mercyhurst	W	73	62
J 6 at LeMoyno	W	71	70
F 9 at Gannon	L	66	68
F 16 at Mercyhurst	W	72	59
F 23 at Pace	L	60	61
F 25 at UMBC	L	62	76
F 27 Gannon	L	44	53
M 2 Lemoyne	L	65	80
<i>Mid-east Tournament</i>			
M 5 Gannon	L	65	68

1991-92 (2-26)

N 23 at Canisius	L	55	77
N 27 at Penn State	L	62	89
N 30 at St. Francis (PA)	L	55	84
<i>Hartford Tournament</i>			
D 6 at Hartford	L	54	71
D 7 vs. Lehigh	L	51	72
D 11 at West Virginia	L	46	91
<i>Youngstown St. Tournament</i>			

D 13 at Youngstown St.	L	72	76
D 14 vs. Canisius	L	67	77
D 24 at Marist	W	71	67
D 28 Brooklyn	L	59	72
J 4 Rider	L	63	84
J 13 Marist	L	63	84
J 15 at Brooklyn	L	67	74
J 18 Towson State	L	65	77
J 22 UMBC	L	80	103
J 25 Delaware St	W	71	58
J 27 at Hofstra	L	51	67
J 30 at UMBC	L	84	87
F 1 at Rider	L	55	69
F 8 Hofstra	L	61	84
F 15 C. Conn. State	L	69	74
F 17 at Towson State	L	65	98
F 19 at Detroit	L	55	95
F 22 at Wright State	L	71	88
F 24 at Toledo	L	57	73
F 26 Detroit	L	48	92
M 2 at C. Conn. State	L	62	94
<i>East Coast Conf. Tournament</i>			
M 4 Towson State	L	58	122

1992-93 (5-22)

D 1 at Iowa State	L	36	106
D 3 at Northern Iowa	L	66	96
D 7 St. Francis (PA)	L	51	56
D 10 Jacksonville	L	60	75
D 13 at Niagara	L	76	92
D 21 Maine	L	70	83
D 28 at Colgate (OT)	L	70	77
D 30 Loyola-Mary	L	72	76
J 2 at Central Florida	W	72	68
J 4 at Stetson (OT)	L	82	89
J 6 at Jacksonville	W	70	63
J 9 at Coppin State	L	52	69
J 11 UNC-Greensboro	W	64	62
J 13 at Colorado	L	50	93
J 20 at Youngstown St.	L	89	104
J 23 at Duquesne	L	68	81
J 25 Wagner	L	64	69
F 2 Niagara	L	74	89
F 8 Colgate	L	54	55
F 10 Youngstown St.	W	76	64
F 13 Cent. Conn. St.	W	74	57
F 15 at Maine	L	52	81
F 18 Massachusetts	L	67	96
F 22 at Wagner	L	64	90
F 24 Cleveland State	L	69	76
F 27 Virginia Comm.	L	61	90
M 3 at C. Conn. St. (OT)	L	78	83

1993-94 (10-18)

N 26 Daemen	W	70	61
N 27 Marist	L	80	87
N 30 at Detroit-Mercy	W	72	69
<i>Canisius College Classic</i>			
D 3 vs. Niagara	W	69	64
D 4 at Canisius	L	58	73
D 7 at Virginia Comm.	L	58	86
D 11 Boston College	L	51	64
D 19 Miami	L	57	63
D 22 Duquesne	L	50	73
<i>Pepsi Marist Classic</i>			
D 29 at Marist	L	71	82
D 30 vs. St. Peter's	W	68	61
J 1 at Cal-Northridge	L	72	90
J 7 at Loyola-Marymt.	L	77	93
J 10 at Youngstown St.	L	78	86
J 12 at Hofstra	W	71	57
J 15 at Niagara	L	76	88
J 22 at NE Illinois	L	73	86
J 26 Pittsburgh	L	59	97
J 30 at Troy State	L	72	88
F 1 at Jacksonville	L	77	79
F 7 Pennsylvania	L	52	77
F 10 Youngstown St.	W	64	60
F 12 C. Conn. St.	W	84	72

F 21 Chicago State	W	88	80
F 28 at C. Conn. St.	W	89	73
M 2 at Cleveland St.	L	55	77
<i>East Coast Conf. Tournament</i>			
M 5 C. Conn. St.	W	100	62
M 6 NE Illinois (2 OT)	L	81	83

1994-95 (18-10, 12-6)

N 26 at Rutgers	W	71	68
N 29 at UMKC *	W	68	67
D 3 at Pittsburgh	L	73	75
D 8 Niagara	W	71	57
D 11 at Boston College	L	60	77
D 22 at Niagara	W	93	72
<i>Pepsi-Iona Tournament</i>			
D 28 vs. UNC-Greens.	W	70	68
D 29 at Iona	W	81	78
J 3 at Chicago State*	W	63	57
J 5 at NE Illinois*	W	73	62
J 7 Troy State*	W	84	81
J 9 C. Conn. St.*	L	61	64
J 14 at Youngstown St.*	L	63	70
J 17 at Cornell (2OT)	L	92	94
J 21 UMKC*	W	77	68
J 23 Western Illinois*	W	92	65
J 28 at Valparaiso*	L	63	64
J 30 at Eastern Illinois*	L	71	72
F 4 NE Illinois*	W	56	52
F 6 Chicago State*	W	107	97
F 11 at C. Conn. St.*	W	92	64
F 13 at Troy State*	L	94	102
F 18 Youngstown St.*	W	75	72
F 23 at Western Illinois*	L	62	81
F 27 Eastern Illinois*	W	110	98
M 1 Valparaiso*	W	90	85
<i>Mid-Continent Tournament</i>			
M 3 Eastern Illinois	W	70	65
M 5 at Western Illinois	L	70	76

1995-96 (13-14, 10-8)

N 25 at Boston College	L	49	89
N 27 Rutgers	W	78	74
D 5 at Canisius	L	75	82
D 12 at St. Bonaventure	L	64	74
D 21 Niagara	W	68	58
<i>Utah State Classic</i>			
D 28 vs. So. Mississippi	L	71	77
D 29 vs. Miss. Valley St.	W	74	73
J 2 Youngstown St.*	W	60	56
J 6 at UMKC*	W	48	43
J 8 at Western Illinois*	L	74	93
J 13 Chicago State*	W	69	62
J 15 NE Illinois*	W	80	66
J 20 at Valparaiso*	L	65	86
J 22 at Eastern Illinois*	L	52	60
J 27 C. Conn. State*	W	84	68
J 29 Troy State*	W	76	61
F 1 at Youngstown St.*	W	53	51
F 3 Western Illinois*	W	63	58
F 5 UMKC*	L	63	72
F 10 at NE Illinois*	W	85	77
F 12 at Chicago State*	W	78	68
F 17 Eastern Illinois*	L	61	64
F 19 Valparaiso*	L	64	73
F 22 at Troy State*	L	86	88
F 24 at C. Conn. St.*	L	62	75
F 27 Cornell	L	60	62
<i>Mid-Continent Tournament</i>			
M 3 Eastern Illinois	L	55	59

1996-97 (17-11, 11-5)

N 22 at Miami	L	61	78
N 26 at Cornell	L	62	70
N 30 vs. Niagara# (OT)	W	78	77
D 3 Canisius	W	53	50
D 7 St. Bonaventure#	W	69	67
D 10 Syracuse#	L	45	79
D 13 Morgan State	W	85	70

D 18 at Niagara	L	59	68
<i>Toledo MVP Classic</i>			
D 29 vs. Dartmouth	L	44	64
D 30 vs. Ga. Southern	W	63	61
J 4 Cent. Conn. St.*	W	65	50
J 8 at Valparaiso*	L	55	72
J 11 UMKC*	W	80	62
J 13 Troy State*	W	87	70
J 18 at Western Illinois*	W	95	85
J 22 Youngstown St.*	W	70	48
J 25 at Chicago State*	W	95	80
J 27 at NE Illinois*	L	77	81
F 1 Valparaiso*	L	62	64
F 3 Western Illinois*	W	88	81
F 6 at Troy State*	L	74	83
F 8 at UMKC* (2OT)	L	74	85
F 12 at Youngstown St.*	W	67	59
F 15 NE Illinois* (OT)	W	81	78
F 17 Chicago State*	W	80	47
<i>Mid-Continent Tournament</i>			
M 2 Chicago State	W	81	58
M 3 West. Illinois (OT)	L	77	80

1997-98 (15-13, 9-7)

N 15 at Southern Utah*	W	85	75
N 21 at Seton Hall	L	75	83
N 24 Cornell	W	71	65
N 29 Niagara#	W	62	58
D 2 Canisius	L	57	70
D 5 at NE Illinois*	W	70	59
D 6 at Chicago St.* (OT)	W	90	83
D 13 at St. Bonaventure	L	59	63
D 18 at Syracuse	L	70	82
D 21 NE Illinois*	W	79	64
D 28 Texas Southern	W	80	61
D 29 Wichita State	L	69	79
J 3 Oral Roberts*	W	86	84
J 5 at Embry-Riddle	W	103	72
J 14 at Youngstown State*	L	62	81
J 17 at Valparaiso*	L	80	82
J 21 at UMKC*	L	67	81
J 24 Western Illinois*	W	74	59
J 28 Southern Utah*	W	57	48
J 31 at Oral Roberts*	L	63	75
F 3 Rochester	W	104	75
F 11 Valparaiso*	L	64	73
F 14 Youngstown State*	W	72	57
F 19 at Western Illinois*	L	67	68
F 21 at UMKC*	L	68	78
F 24 Chicago State*	W	110	100
<i>Mid-Continent Tournament</i>			
M 1 Western Illinois	W	81	74
M 2 Valparaiso	L	73	84

1998-99 (5-24, 1-17)

N 13 at Niagara	L	63	85
N 17 at Cornell	W	64	63
N 21 at Duquesne	L	56	75
N 24 Canisius	W	49	48
D 1 at Manhattan (2OT)	W	68	66
D 5 Akron*	L	60	72
D 8 at North Carolina	L	49	98
D 12 at Canisius#	L	56	66
at Central Michigan*	L	67	88
<i>Hawaii-Hilo Tournament</i>			
D 28 vs. Cent. Conn. St.	L	74	76
D 29 at Hawaii-Hilo	W	68	62
D 30 vs. Old Dominion	L	65	85
J 2 at Kent*	L	68	75
J 6 Bowling Green*	L	59	62
J 8 Miami*	L	48	76
J 14 at Marshall*	L	62	82
J 16 at Ohio*	L	50	90
J 19 St. Bonaventure	L	53	61
J 21 Ball State*	L	58	64
J 23 Central Michigan*	L	70	79
J 28 at Northern Illinois*	L	46	74
J 30 at Western Michigan*	L	65	82
F 3 Eastern Michigan*	L	51	54

F 6 Kent*	L	51	73
F 11 at Toledo*	L	51	103
F 13 at Bowling Green*	L	61	84
F 17 Marshall*	L	63	73
F 20 Northern Illinois*	W	57	47
F 24 at Ball State*	L	59	78
# - at Marine Midland Arena, Buffalo, NY			

1999-00 (5-23, 3-15)

N 19 Niagara (2OT)	L	103	105
N 21 Cornell	L	60	71
N 23 at New Hampshire	W	81	78
N 27 at Canisius	L	46	78
N 30 Manhattan	W	75	71
D 7 #7 North Carolina	L	67	91
D 10 at Indiana	L	55	106
D 11 vs. North Texas	L	91	102
D 18 Northern Illinois*	L	52	83
D 21 at Akron*	L	67	89
J 2 at Fairleigh Dickinson	L	57	72
J 5 at Eastern Michigan*	L	53	73
J 8 Bowling Green*	L	90	96
J 12 C. Michigan*	W	71	58
J 15 at Kent*	L	53	89
J 17 at Ohio*	L	71	86
J 22 at Miami*	L	54	74
J 24 Akron*	W	84	83
J 26 W. Michigan*	W	63	60
J 29 at Ball State*	L		

YEAR-BY-YEAR RESULTS



D 8 Akron* W 79 60
Yahoo Invitational
 D 20 vs. Tulsa L 75 80
 D 21 vs. Navy W 63 54
 D 22 vs. Valparaiso L 80 87
 D 30 at Syracuse L 62 83
 J 2 at Eastern Michigan* W 70 51
 J 5 at Northern Illinois* L 70 72
 J 9 Kent State* W 66 65
 J 12 Bowling Green* L 73 85
 J 15 Ohio* L 61 62
 J 19 at Marshall* W 82 78
 J 22 at Kent State* L 53 91
 J 26 Northwestern L 57 63
 J 28 Northern Illinois* W 75 65
 F 2 at Akron* L 81 89
 F 6 Miami* L 52 66
 F 9 Western Michigan* L 59 60
 F 13 at Ball State* L 63 87
 F 16 Central Michigan* W 69 57
 F 20 at Toledo* L 42 54
 F 23 Marshall* W 87 62
 F 25 at Miami* L 68 78
 F 27 at Bowling Green* L 58 73
MAC Tournament
 M 5 at Miami L 60 71

2002-03 (5-23, 2-16)

N 22 Cornell L 72 78
 N 24 Chicago State W 84 53
 N 27 at Detroit L 65 66
 N 30 Rhode Island W 57 48
 D 4 at Bowling Green* L 59 76
 D 7 at Youngstown St. L 48 63
 D 11 Niagara W 75 64
 D 14 at Canisius L 65 71
 D 30 at Northwestern L 62 69
 J 4 at Penn State L 60 68
 J 8 Marshall* L 63 69
 J 11 at Akron* L 71 89
 J 15 Kent State* L 68 69
 J 18 at Central Michigan* L 73 97
 J 21 Ohio* L 66 72
 J 25 at Marshall* L 77 87
 F 1 at Miami* L 55 57
 F 6 Northern Illinois* L 61 70
 F 8 at Ohio* L 49 61
 F 11 Eastern Michigan* W 90 66
 F 15 Ball State* L 68 80
 F 18 at Kent State* L 55 98
 F 22 Miami* L 35 63
 F 25 Toledo* L 59 66
 M 4 at Eastern Michigan* L 78 88
 M 5 at Western Michigan* L 66 87
 M 8 Akron* W 70 66

MAC Tournament

M 10 at Northern Illinois L 64 81

2003-04 (17-12, 11-7)

N 21 Canisius L 58 60
 N 25 at Rutgers L 53 78
 N 29 Penn State L 64 67
 D 3 Bowling Green* W 82 64
 D 6 Youngstown State W 86 66
 D 9 at Colgate W 72 49
 D 13 at Niagara W 81 79
 D 17 Robert Morris W 79 66
 D 22 at Fairleigh Dickinson L 64 79
 J 3 at Toledo* L 83 88
 J 7 Miami* L 62 72
 J 10 Western Michigan* L 54 84
 J 14 at Ohio* L 76 90
 J 17 at Marshall* L 74 86
 J 25 at Northern Illinois* W 85 73
 J 28 Akron* W 89 83
 F 1 at Ball State* W 84 75
 F 4 Eastern Michigan* L 66 77
 F 7 Marshall W 77 58
 F 11 at Kent State* L 75 79
 F 14 Central Michigan* W 75 66
 F 18 at Eastern Michigan* W 83 64

ESPN Bracket Buster

F 21 at Indiana State W 64 51
 F 25 Kent State* W 82 66
 F 28 at Miami* W 87 73
 M 3 Ohio* W 77 49
 M 6 at Akron* W 68 60
MAC Tournament
 M 8 Northern Illinois W 90 73
 M 11 vs. Toledo L 85 97

2004-05 (23-10, 11-7)

N 20 at Connecticut L 68 90
 N 23 Fair Dickinson (OT) W 87 84
 N 27 Indiana State@ W 92 64
 D 1 Colgate W 74 62
 D 4 Western Michigan* L 53 70
 D 7 at Elon (OT) W 70 63
 D 11 Niagara (2OT) W 95 92
 D 18 at Canisius W 69 65
 D 21 at Penn State W 72 70
 J 2 at Bowling Green* L 88 95
 J 6 at Central Michigan* W 83 67
 J 9 Toledo* W 56 54
 J 12 at Akron* L 59 75
 J 15 Miami* W 67 56
 J 19 at Kent State* (OT) L 80 85
 J 25 Northern Illinois* W 86 80
 J 27 Marshall* W 78 65
 J 29 at Eastern Michigan* W 80 68
 F 2 Ohio* L 90 92
 F 5 at Miami* (OT) L 74 77
 F 8 at Western Michigan* W 85 79
 F 12 Ball State* W 67 58
 F 15 Kent State* W 77 66

ESPN Bracket Buster

F 19 at Fresno State W 52 49
 F 23 at Marshall* W 68 55
 M 2 at Ohio* L 77 90
 M 5 Akron* W 72 56

MAC Tournament

M 7 Northern Illinois W 73 66
 M 10 vs. Toledo W 85 72
 M 11 vs. Western Michigan W 75 68
 M 12 vs. Ohio (OT) L 79 80
National Invitation Tournament
 M 16 Drexel (OT) W 81 76
 M 19 at Saint Joseph's L 50 55

2005-06 (19-13, 8-10)

N 18 Canisius W 81 76
Las Vegas Holiday Shootout
 N 20 Buffalo State W 96 61
 N 22 at Boston College L 63 92
 N 25 vs. Jackson St. W 71 65
 N 26 vs. Detroit W 66 60
 N 30 Fresno State W 85 69
 D 3 at Niagara W 68 59
 D 6 at Liberty W 66 53
 D 10 Rutgers W 62 53
 D 21 Elon W 68 67
 D 30 at Delaware St. W 56 51
 J 4 Eastern Michigan* W 78 62
 J 7 at No. Illinois* (OT) L 82 84
 J 10 at Toledo* L 70 73
 J 14 Western Michigan* W 73 62
 J 18 Ball State* W 75 64
 J 21 Central Michigan* L 61 71
 J 24 at Bowling Green* W 76 73
 J 26 Ohio* W 70 51
 J 29 at Kent State* L 52 70
 F 1 at Akron* L 61 75
 F 4 Miami* L 74 81
 F 7 at Ball State* L 60 67
 F 11 at Central Michigan* W 73 59
 F 15 Kent State* (2OT) L 107 111

ESPN Bracket Buster

F 18 at Iona L 75 93
 F 22 at Ohio* L 72 85
 F 26 Bowling Green* W 81 67
 M 1 Akron* W 83 71
 M 4 at Miami* L 65 74
MAC Tournament
 M 6 Ball State W 80 72
 M 9 vs. Kent State L 67 76

2006-07 (12-19, 4-12)

N 10 at Canisius W 72 69
 N 13 at South Florida L 66 71
America's Youth Classic
 N 17 vs. Cleveland St. W 77 73
 N 18 vs. Miami (FL) W 60 57
 N 19 at Evansville L 44 74
 N 21 Iona W 65 54
 N 27 at Temple W 64 62
 D 2 Niagara W 74 62
 D 6 at Tulane L 63 80
 D 9 #2 Pittsburgh L 67 70
 D 12 Liberty W 72 66
 D 21 Delaware St. L 62 65
 D 23 Siena W 69 64
 J 7 at Bowling Green* L 73 74
 J 10 Kent State* L 56 69
 J 14 Miami (OH)* W 68 51
 J 18 at Ohio* L 51 67
 J 21 at Akron* L 59 66
 J 24 Toledo* L 62 78
 J 28 at Eastern Michigan* L 76 89
 J 31 at Western Michigan* L 64 85
 F 3 Northern Illinois* W 80 74
 F 7 at Ball State* L 73 79
 F 10 Central Michigan* L 56 59
 F 13 Bowling Green* (OT) W 98 90
O'Reilly ESPNU Bracket Buster
 F 17 Detroit (OT) L 84 92
 F 21 at Kent State* L 64 68
 F 24 at Miami (OH)* L 68 80
 M 1 Akron* L 69 87
 M 4 Ohio* W 84 65

MAC Tournament

M 7 vs. Central Michigan L 74 80

2007-08 (10-20, 3-13)

2K Sports College Hoops Classic
 N 7 vs. Ohio Valley W 89 82
 N 8 at Connecticut L 57 82
 N 13 South Florida W 76 69
 N 20 at Niagara L 63 80
 N 23 at #17 Pittsburgh L 45 92
 N 27 Canisius W 68 59
 N 29 Tulane W 65 51
 D 1 Evansville W 81 60
 D 5 at FIU L 63 76
State Farm Sun Bowl Classic
 D 21 vs. Wyoming L 63 66
 D 22 vs. USC Upstate W 80 66
 D 29 at UNC Asheville (OT) L 90 101
 J 6 at Kent State* L 63 68
 J 12 Akron* L 68 76
 J 17 at Bowling Green* L 70 83
 J 20 at Miami (OH)* L 57 64
 J 23 Ohio* L 59 68
 J 26 at Toledo* L 63 76
 J 29 W. Michigan* (2OT) L 90 100
 F 2 at C. Michigan* (2OT) L 96 100
 F 5 at No. Illinois* W 89 81
 F 10 E. Michigan* W 68 64
 F 13 Ball State* L 67 76
 F 16 Miami (OH)* L 55 64
 F 19 Kent State* L 66 76
O'Reilly ESPNU Bracket Buster
 F 23 Youngstown St. W 95 82
 M 1 at Akron* L 56 76
 M 4 Bowling Green* W 96 50
 M 9 at Ohio* L 80 94

MAC Tournament

M 12 vs. Miami (OH) L 68 69

2008-09 (21-12, 11-5)

N 15 at Youngstown St. W 70 62
 N 18 at Canisius W 69 64
 N 22 at Evansville L 49 64
 N 25 Niagara L 61 65
 N 29 Temple W 83 73
 D 4 #2 Connecticut L 64 68
 D 6 Fla. International W 70 56
 D 20 UNC Asheville W 71 52
 D 23 at Siena L 60 71
Rainbow Classic
 D 28 vs. Pepperdine (OT) W 72 71
 D 29 vs. Colorado W 62 60
 D 30 vs. Colorado St. W 67 53
 J 10 at Bowling Green* L 82 86
 J 13 at Akron* W 63 61
 J 17 Ohio* W 70 66
 J 21 Kent State* W 64 53
 J 24 at Miami (OH)* W 76 64
 J 27 at W. Michigan* W 74 71
 J 31 Toledo* W 56 43
 F 3 C. Michigan* W 56 55
 F 7 No. Illinois* W 68 46
 F 12 at E. Michigan* W 58 49
 F 15 at Ball State* L 51 53
 F 18 Bowling Green* L 48 59

ESPNU Bracket Buster

F 21 at Vermont L 70 78
 F 26 Akron* L 57 62
 M 1 at Ohio* W 68 66
 M 5 at Kent St.* (OT) L 71 77
 M 8 Miami (OH)* (OT) W 70 67

MAC Tournament

M 12 vs. Kent State W 65 62
 M 13 vs. Ball State W 64 52
 M 14 vs. Akron L 53 65
College Basketball Invitational
 M 18 at Wichita St. L 73 84

2009-10 (18-12, 9-7)

N 15 Vermont L 57 58
 N 19 at Navy W 63 53
 N 21 at Towson (OT) W 78 69
 N 24 Canisius L 71 73
 D 3 Army W 74 67
 D 5 at #4 Purdue L 65 101
 D 9 at Niagara W 86 80
 D 12 Buffalo State W 93 65
 D 22 at Green Bay W 71 65
UCF Holiday Classic
 D 29 vs. Jacksonville L 73 83
 D 30 vs. Liberty W 81 64
 J 9 Miami (OH)* W 73 55
 J 14 at Bowling Green* W 68 65
 J 17 Akron* W 78 65
 J 20 at Kent State* L 54 89
 J 23 at Ohio* L 77 99
 J 28 Ball State* L 69 75
 J 30 at No. Illinois* W 95 83
 F 1 W. Michigan* L 70 85
 F 4 at C. Michigan* L 82 88
 F 6 at Toledo* W 65 59
 F 10 E. Michigan* W 84 67
 F 13 Kent State* W 70 55
 F 17 Bowling Green* W 64 51

ESPNU Bracket Buster

F 20 at St. Peter's (OT) W 77 75
 F 24 at Akron* L 67 77
 F 27 Ohio* W 72 69
 M 4 at Miami (OH)* L 62 73

MAC Tournament

M 7 Toledo W 72 54
 M 11 vs. Miami (OH) L 59 73

2010-11 (20-14, 8-8)

N 13 Navy W 88 46
 N 16 at Youngstown St. L 53 64
 N 20 Towson W 87 76
 N 23 at Canisius W 81 64
 N 27 at Indiana St. L 54 58
 D 1 at Army W 56 54
 D 4 at St. Bonaventure L 74 76
 D 8 Niagara W 82 64
 D 11 Green Bay W 78 64
 D 18 Houghton W 79 47
 D 30 #16 BYU L 82 90
 J 3 at Cornell W 78 66
 J 8 Bowling Green* (2OT) L 71 74
 J 13 at Miami (OH)* L 67 70
 J 16 Akron* W 73 70
 J 19 Kent State* W 79 54
 J 22 at Ohio* W 73 68
 J 25 at W. Michigan* W 79 68
 J 29 No. Illinois* W 63 52
 F 3 Toledo* W 81 58
 F 5 at Ball State* L 71 72
 F 8 C. Michigan* W 72 43
 F 12 at E. Michigan* L 65 78
 F 15 Ohio* L 69 76

ESPNU Bracket Buster

F 19 Milwaukee W 80 65
 F 24 at Kent State* L 69 72
 F 26 at Akron* L 60 69
 M 2 Miami (OH)* W 59 49
 M 5 at Bowling Green* L 63 73

MAC Tournament

M 8 C. Michigan W 64 50
 M 10 vs. Kent State L 62 73
Collegelsider.com Tournament
 M 14 at Quinnipiac W 75 68
 M 19 at W. Michigan W 49 48
 M 22 at Iona L 63 78

2011-12 (20-11, 12-4)

N 11 St. Peter's W 72 65
 N 16 Cornell W 68 59
 N 19 at Princeton L 53 61
 N 22 Canisius W 94 59
 N 30 at Dayton W 84 55
 D 3 St. Bonaventure L 60 66
 D 7 at Niagara W 82 74
 D 10 Youngstown St. W 80 72
 D 20 at BYU L 78 93
 D 28 at Temple (OT) L 85 87
 J 4 Buffalo State W 111 59
 J 7 Kent State* W 66 65
 J 11 at Ohio* L 52 60
 J 14 at Miami (OH)* L 51 52
 J 18 Akron* W 82 70
 J 21 at Bowling Green* W 68 66
 J 24 East. Michigan* W 65 47
 J 28 at N. Illinois* W 74 59
 F 1 Ball State* W 73 57
 F 4 at Toledo* W 72 65
 F 8 at C. Michigan* W 66 62
 F 11 W. Michigan* W 59 57
 F 14 at Kent State* L 71 76
ESPNU Bracket Buster
 F 18 at S. Dakota St. L 65 86
 F 22 Ohio* L 77 88
 F 25 Miami (OH)* W 84 74
 F 29 at Akron* W 74 70
 M 3 Bowling Green* W 68 64
MAC Tournament
 M 9 Ohio L 74 77
Collegelsider.com Tournament
 M 14 at American W 78 61
 M 17 at Oakland L 76 84



YEAR-BY-YEAR RESULTS

2012-13 (14-20, 7-9)

N 10	Princeton	L	53	57
<i>NABC Coaches vs. Cancer Classic</i>				
N 13	at Florida St.	L	68	95
N 15	at Evansville	W	56	50
N 16	vs. Western Ill.	L	58	67
N 17	vs. Yale	L	59	63
N 20	at Canisius	L	64	71
N 24	Mansfield	W	76	57
N 28	Temple	L	39	54
D 1	at St. Bonaventure	L	79	82
D 5	at Milwaukee	W	72	52
D 8	Niagara	W	77	67
D 21	at Washington St.	L	54	65
D 28	Notre Dame (OH)	W	84	64
J 2	at Tulsa	L	57	63
J 9	at Ohio*	L	68	86
J 12	Miami (OH)*	L	57	58
J 16	Kent State*	L	68	80
J 19	Bowling Green*	W	68	65
J 23	at Ball State*	W	66	63
J 26	at Akron*	L	64	68
J 30	Central Michigan*	W	91	73
F 2	at Western Michigan*	L	60	71
F 6	at Eastern Michigan*	L	46	65
F 9	Northern Illinois*	W	59	54
F 13	Toledo*	W	75	60
F 16	at Miami (OH)*	W	79	71
<i>Ramada Worldwide Bracketbuster</i>				
F 23	Manhattan	L	64	65
F 27	at Kent State* (OT)	L	81	83
M 2	Akron*	W	81	67
M 5	Ohio*	L	69	72
M 8	at Bowling Green*	L	65	76
<i>MAC Tournament</i>				
M 11	Central Michigan (OT)	W	74	72
M 13	vs. Ball State	W	76	61
M 14	vs. Kent State	L	68	70

* Denotes conference games
 - 1994-95 to 1998-98
 Mid-Continent Conference
 - 1998-99 to present
 Mid-American Conference

ALL-TIME SERIES RECORDS



A	Cornell _____ 15-27	Iowa State _____ 0-1	Oakland _____ 0-1	St. Michael's _____ 0-4
Adelphi _____ 4-3	Cortland State _____ 13-7	Ithaca _____ 13-3	Oberlin _____ 6-5	St. Peter's _____ 3-0
Akron _____ 22-26	Creighton _____ 0-1	J	Oglethorpe _____ 1-0	St. Rose _____ 1-1
Albany _____ 20-9		Jackson State _____ 1-0	Ohio _____ 8-26	Staten Island _____ 1-1
Alcorn State _____ 1-0	D	Jacksonville _____ 1-3	Ohio Northern _____ 2-0	Stetson _____ 0-3
Alfred _____ 45-20	Daemen _____ 5-1	Jersey City State _____ 2-0	Ohio Valley _____ 1-0	Steubenville _____ 1-1
Allegheny _____ 7-2	Dartmouth _____ 0-2		Ohio Wesleyan _____ 1-2	Stony Brook _____ 6-0
Alliance _____ 1-0	Davis-Elkins _____ 0-1	K	Old Dominion _____ 0-1	Susquehanna _____ 1-0
Alumni _____ 2-1	Dayton _____ 1-0	Kent State _____ 8-29	Oneonta _____ 1-1	Syracuse _____ 5-27
American _____ 2-3	Delaware _____ 1-1	Kentucky Wesleyan _____ 0-1	Ontario _____ 5-1	
American International _____ 1-0	Delaware State _____ 2-2	Kutztown _____ 1-0	Oral Roberts _____ 1-1	T
Arkansas State _____ 1-0	DePauw _____ 0-1		Oswego State _____ 15-7	Temple _____ 2-5
Armstrong State _____ 0-2	Detroit _____ 4-10	L		Tennessee _____ 0-2
Army _____ 5-4	Detroit Tech. _____ 1-0	Lafayette _____ 5-6	P	Tennessee-Chattanooga _____ 1-0
Assumption _____ 3-1	Dickinson _____ 1-0	Lawrence Tech _____ 1-0	Pace _____ 3-6	Texas A&M _____ 0-0
Atlanta Christian _____ 1-0	District of Columbia _____ 1-1	Lehigh _____ 1-2	Pennsylvania _____ 0-1	Texas-Southern _____ 1-0
Auburn _____ 0-1	Dowling _____ 0-1	LeMoyné _____ 13-11	Penn State _____ 2-6	Thiel _____ 3-0
	Drexel _____ 1-0	Liberty _____ 3-0	Penn State-Behrend _____ 4-2	Toledo _____ 7-11
	Duquesne _____ 1-4	Long Island _____ 3-2	Pepperdine _____ 1-0	Toronto _____ 38-6
B		Longwood _____ 0-1	Philadelphia Textile _____ 2-11	Towson _____ 2-3
Baldwin-Wallace _____ 2-2		Loyola Marymount _____ 0-2	Pittsburgh-Bradford _____ 1-3	Troy State _____ 3-4
Ball State _____ 10-13	E		Pittsburgh-Johnstown _____ 1-0	Tufts _____ 1-0
Baltimore _____ 2-0	Eastern Illinois _____ 2-5	M	Pittsburgh _____ 1-8	Tulane _____ 1-2
Barry _____ 1-0	East Stroudsburg _____ 1-1	Maine _____ 0-4	Plattsburgh State _____ 2-1	Tulsa _____ 0-2
Bel. Abbey _____ 1-0	Eastern Michigan _____ 10-8	Manhattan _____ 2-1	Point Park _____ 1-1	
Bentley _____ 0-1	Ellwoods _____ 1-0	Manhattanville _____ 1-0	Potsdam State _____ 3-5	U
Bethany _____ 0-1	Elmira _____ 6-2	Mansfield _____ 4-4	Princeton _____ 1-2	Union _____ 2-4
Binghamton _____ 3-1	Elon _____ 2-1	Marietta _____ 0-2	Puerto Rico _____ 1-0	
Boston College _____ 0-4	Embry-Riddle _____ 1-0	Marist _____ 1-3	Purdue _____ 0-1	V
Boston University _____ 2-2		Marshall _____ 5-10		Valparaiso _____ 2-9
Bowling Green _____ 10-17	F	Maryland _____ 0-4	Q	Vermont _____ 0-3
Brandeis _____ 0-1	Fairfield _____ 0-4	Maryland-Baltimore Co. _____ 0-4	Queens _____ 2-0	Villanova _____ 1-4
Bridgewater _____ 0-1	Fairleigh Dickinson _____ 2-8	Massachusetts _____ 0-1	Quinnipiac _____ 1-0	Virginia Commonwealth _____ 0-4
Brigham Young _____ 0-2	Florida Atlantic _____ 0-1	McMaster _____ 12-1		
Brockport State _____ 38-9	Florida International _____ 1-1	McMurray _____ 1-0	R	
Brooklyn _____ 2-3	Florida Tech _____ 1-0	Mechanics _____ 3-0	R.P.I. _____ 10-6	W
Brown _____ 1-1	Florida Southern _____ 0-2	Mercy _____ 2-0	Randolph Macon _____ 1-0	Wabash _____ 0-2
Bucknell _____ 7-0	Florida State _____ 0-1	Mercyhurst _____ 9-2	Rhode Island _____ 1-1	Wagner _____ 0-2
Buffalo Normal _____ 2-0	Fort Niagara _____ 2-1	Merrimack _____ 2-0	Rider _____ 1-3	Wake Forest _____ 0-2
Buffalo State _____ 45-27	Fredonia State _____ 21-4	Mexico _____ 1-0	Robert Morris _____ 1-0	Walter Reed _____ 0-1
	Fresno State _____ 2-0	Miami (FL) _____ 1-2	Roberts Wesleyan _____ 2-0	Washington & Jefferson _____ 2-4
		Miami (OH) _____ 10-22	Rochester _____ 40-34	Washington State _____ 0-3
C		Michigan _____ 0-2	Rochester Optics _____ 2-0	Wayne State _____ 8-4
Cal Poly _____ 0-1	G	Michigan State _____ 0-3	Rutgers _____ 3-3	Wayne University _____ 0-3
Cal State Bakersfield _____ 0-1	Gannon _____ 8-16	Mississippi College _____ 2-0		West Virginia _____ 1-1
Cal State LA _____ 1-0	Geneseo State _____ 17-4	Mississippi Valley State _____ 1-0	S	West Virginia Wesleyan _____ 1-1
Cal State Northridge _____ 0-2	Geneva _____ 1-1	Missouri _____ 0-1	Saginaw Valley State _____ 1-0	Western Illinois _____ 6-6
UC Santa Barbara _____ 1-0	Georgetown _____ 1-0	Missouri-Kansas City _____ 4-4	Saint Joseph's _____ 0-1	Western Michigan _____ 8-11
Canisius _____ 15-26	Georgia _____ 0-2	Monmouth _____ 0-1	Samford _____ 2-0	Western Ontario _____ 10-3
Capital _____ 1-0	Georgia Southern _____ 2-0	Morgan State _____ 1-0	Sampson _____ 3-1	Western Reserve _____ 10-3
Carnegie Tech _____ 5-4	Georgia State _____ 2-0	Muskingum _____ 1-1	San Francisco State _____ 1-1	Westminster _____ 3-0
Case _____ 4-4	Great Lakes _____ 0-1		Scranton _____ 1-0	Wichita State _____ 0-2
Catholic _____ 2-3	Grove City _____ 5-2	N	Seton Hall _____ 0-1	Wilkes _____ 1-0
CCNY _____ 1-1	Guelph _____ 2-0	Navy _____ 3-1	Shepherd _____ 1-2	Williams _____ 4-0
Central Connecticut State _____ 7-7		Nazareth _____ 0-2	Siena _____ 3-7	Windsor _____ 3-1
Central Florida _____ 1-1	H	New Hampshire _____ 30-55	South Carolina State _____ 0-1	Wisconsin-Green Bay _____ 2-0
Central Michigan _____ 13-12	Hamilton _____ 9-4	Niagara _____ 30-55	South Carolina Upstate _____ 1-0	Wisconsin-Milwaukee _____ 4-0
Centre _____ 1-0	Hartford _____ 0-1	North Carolina _____ 0-3	South Dakota State _____ 0-1	Wooster _____ 2-1
Chaminade _____ 1-0	Hartwick _____ 2-9	NC Asheville _____ 1-1	South Florida _____ 1-3	Wright State _____ 0-1
Charlotte _____ 0-2	Hawaii _____ 1-0	NC Greensboro _____ 3-1	Southampton _____ 1-0	Wyoming _____ 0-1
Cheyney State _____ 1-0	Hawaii-Hilo _____ 1-0	North Texas _____ 0-1	Southern Mississippi _____ 0-1	
Chicago State _____ 12-0	Heidelberg _____ 0-2	Northeastern _____ 0-3	SMU _____ 0-1	Y
Cincinnati _____ 0-1	Hobart _____ 50-20	Northeastern Illinois _____ 7-3	Southern Utah _____ 2-0	Yale _____ 1-5
Clarion _____ 0-1	Hofstra _____ 2-3	Northern Illinois _____ 14-13	SW Louisiana _____ 0-1	York _____ 1-0
Clark _____ 0-1	Holy Cross _____ 0-1	Northern Iowa _____ 0-1	Springfield _____ 1-1	Youngstown State _____ 13-14
Clarkson _____ 17-10	Houghton _____ 0-3	Northwestern _____ 0-3	St. Anselm _____ 1-1	
Clemson _____ 0-1	Howard _____ 0-2	Notre Dame (OH) _____ 1-0	St. Bonaventure _____ 2-6	
Cleveland State _____ 2-5			St. Francis (NY) _____ 0-2	
Colby _____ 2-1	I		St. Francis (PA) _____ 2-6	
Colgate _____ 16-39	Illinois State _____ 1-1	O	St. John Fisher _____ 2-0	
Colorado _____ 1-1	Indiana _____ 0-1		St. Lawrence _____ 11-16	
Colorado State _____ 1-0	Indiana State _____ 2-2			
Connecticut _____ 1-7	Indiana (PA) _____ 1-2			
Coppin State _____ 0-1	Iona _____ 4-4			

Bold Italics denotes a 2013-14 opponent.



RECORD VS. CONFERENCES

America East

Albany	20-9
Boston	2-2
Hartford	0-1
Maine	0-4
New Hampshire	1-1
Northeastern	0-3
UMBC	0-4
Vermont	0-3
Total	23-26

Atlantic 10

Dayton	1-0
Duquesne	1-4
Massachusetts	0-1
Rhode Island	1-1
Saint Joseph's	0-1
St. Bonaventure	2-6
Temple	2-5
Total	7-18

Atlantic Coast

Boston College	0-4
Clemson	0-1
Florida State	0-1
Maryland	0-4
Miami (FL)	1-2
North Carolina	0-3
Wake Forest	0-2
Total	1-17

Atlantic Sun

Florida Atlantic	0-1
Georgia State	2-0
Jacksonville	1-3
Samford	2-0
Stetson	0-3
Troy State	3-4
USC Upstate	1-0
Total	10-12

Big South

Liberty	3-0
UNC Asheville	1-1
Total	3-1

Big Ten

Indiana	0-1
Michigan	0-2
Michigan State	0-3
Northwestern	0-3
Penn State	2-6
Purdue	0-1
Total	2-16

Big 12

Colorado	1-1
Iowa State	0-1
Missouri	0-1
Total	1-3

Big East

Cincinnati	0-1
Connecticut	1-7
Georgetown	1-0
Pittsburgh	1-8
Rutgers	3-3
Seton Hall	0-1
South Florida	1-3
Syracuse	5-27
Villanova	1-4

West Virginia	1-1
Total	14-55

Big West

Cal Poly	0-1
Cal State Northridge	0-2
UC Santa Barbara	1-0
Total	1-4

Colonial

Delaware	1-1
Drexel	1-0
Hofstra	2-3
Old Dominion	0-1
Towson	2-3
Virginia Commonwealth	0-4
Total	6-12

Conference USA

Central Florida	1-1
Charlotte	0-2
Marshall	5-10
Southern Mississippi	0-1
Tulane	1-2
Tulsa	0-2
Total	7-17

Great West

Chicago State	12-0
---------------	------

Horizon League

Cleveland State	2-5
Detroit	4-10
Valparaiso	2-9
Wisconsin-Green Bay	2-0
Wisconsin-Milwaukee	5-0
Wright State	0-1
Youngstown State	13-14
Total	28-39

Ivy

Brown	1-1
Cornell	15-27
Dartmouth	0-2
Pennsylvania	0-1
Princeton	1-2
Yale	1-5
Total	18-38

Mid-American

Akron	22-26
Ball State	10-13
Bowling Green	10-17
Central Michigan	13-12
Eastern Michigan	10-9
Kent State	8-29
Miami (OH)	10-22
Northern Illinois	14-13
Ohio	8-27
Toledo	7-11
Western Michigan	8-11
Total	118-208

Mid-Eastern Athletic

Coppin State	0-1
Delaware State	2-2
Howard	0-2
Morgan State	1-0
South Carolina State	0-1
Total	3-6

Metro Atlantic Athletic

Canisius	15-26
Fairfield	0-4
Iona	4-4
Manhattan	2-1
Marist	1-3
Niagara	30-55
Rider	1-3
Siena	4-6
St. Peter's	3-0
Total	60-103

Missouri Valley

Creighton	0-1
Evansville	3-2
Illinois State	1-1
Indiana State	2-2
Northern Iowa	0-1
Wichita State	0-2
Total	6-9

Mountain West

Colorado State	1-0
Wyoming	0-1
Total	1-1

Northeast

Central Connecticut State	7-6
Fairleigh Dickinson	2-8
Long Island	3-2
Monmouth	0-1
Quinnipiac	1-0
Robert Morris	1-0
St. Francis (NY)	0-2
St. Francis (PA)	2-6
Wagner	0-2
Total	16-31

Ohio Valley

Eastern Illinois	2-5
Total	2-5

Pac-12

Washington State	0-3
Total	0-3

Patriot

American	2-3
Army	5-4
Bucknell	7-0
Colgate	16-39
Holy Cross	0-1
Lafayette	5-6
Lehigh	1-2
Navy	3-1
Total	39-56

Southeastern

Auburn	0-1
Georgia	0-2
Tennessee	0-2
Total	0-5

Southern

Elon	2-1
Georgia Southern	2-0
UNC-Greensboro	3-1
Total	7-2

Southwestern Athletic

Alcorn State	1-0
Jackson State	1-0
Mississippi Valley State	1-0
Texas Southern	1-0
Total	4-0

Summit League

UMKC	4-4
Oakland	0-1
Oral Roberts	1-1
South Dakota State	0-1
Southern Utah	2-0
Western Illinois	6-6
Total	13-13

Sun Belt

Arkansas State	1-0
Florida International	1-1
North Texas	0-1
SW Louisiana	0-1
Total	2-3

Western Athletic

Fresno State	2-0
Hawaii	1-0
SMU	0-1
Total	3-1

West Coast

Brigham Young	0-2
Loyola Marymount	0-2
Pepperdine	1-0
Total	1-4

Non-Division I

Division II	91-99
Division III	426-240
NAIA	11-6
Other*	121-38

* - Includes Canadian Universities and colleges who no longer have athletics or are no longer associated with the NCAA.




**MID-AMERICAN
CONFERENCE**



ALL-TIME LETTERWINNERS



Jason Bird




Louis Campbell



Gary Domzalski



Greg Gamble



Robert Harris



Davis Lawrence

A	William Bilowus ___ 61-65	Eddie Coleman ___ 83-84	Jack Elliott ___ 92-93	Tom Gill ___ 62-65	Jacob Hoechst ___ 46-47
Richard Aaron ___ 56-56	Jason Bird ___ 01-05	Rick Coleman ___ 87-91	Stanley Ells ___ 35-38	Daniel Gilbert ___ 01-05	Robert Hochmuth ___ 45-46
David Acree ___ 79-81	Curtis Blackmore ___ 70-73	Chril Conlon ___ 75-78	Henry Elwood ___ 46-47	Donald Gilbert ___ 61-62	William Hojohn ___ 60-63
Brian Addison ___ 07-08	John Blalock ___ 91-92	Donald Connelly	Vince Emmerson ___ 89-90	Ron Gilliam ___ 69-70	James Horne ___ 51-55
Nikolai Alexeev ___ 97-00	Chester Bogdon ___ 47-48	Benny Constantino ___ 46-49	Karl Englert ___ 53-56	Harry Gillman ___ 47-48	Otis Horne ___ 72-76
Zaid Alkhas ___ 97-98	Bruce Bonaparte ___ 77-78	Kevin Cook ___ 99-00	Joe Etopio ___ 85-87	Anthony Girard ___ 45-47	Brian Houston ___ 88-90
Joseph Alper ___ 45-47	Henry Boron ___ 45-46	Robert Cook ___ 36-38	Joseph Evans ___ 71-72	Kyle Givens ___ 86-87	Bruce Huckle ___ 69-71
Eric Altstadter ___ 78-81	Mark Bortz ___ 01-05	George Cooper ___ 75-77	F	Walter Givens ___ 46-47	Claude Hudson ___ 90-91
Jawaan Alston ___ 07-11	Max Boudreau ___ 06-10	Melvin Cooper	Torgeir Fadum ___ 45-46	Gene Glenn ___ 85-88	
Nichols Amigone ___ 39-40	Nate Bouie ___ 77-80	Anthony Corral ___ 47-50	Dominic Falsetti ___ 51-54	Paul Goldstein ___ 63-65	I
Carl Anderson ___ 35-36	John Boyer ___ 06-10	Louis Corriere 42-43, 46-48	Jim Faturus ___ 1963-64	Brian Goodman ___ 88-89	Yassin Idbihi ___ 03-07
Edwin Anderson ___ 54-55	Paul Brady ___ 47-48	Orvill Cott ___ 69-72	Paul Fauth ___ 40-41	Norward Goodwin ___ 63-66	Erhan Igdemir
Jamie Anderson ___ 94-96	Larry Brassel ___ 64-65	Gary Cox ___ 81-83	Vadim Fedotov ___ 05-08	Tom Gordon	Carl Impellitier ___ 40-43
Brian Andre ___ 03-05	Horace Brawley ___ 72-74	Modie Cox ___ 92-95	Gerald Filipski ___ 59-62	Rayfield Goss ___ 72-74	Waid Ingham ___ 49-50
William Annable ___ 50-51, 54-56	Roman Brkieski ___ 64-65	Daniel Craft ___ 50-53	Zach Filzen ___ 09-12	Larry Graham ___ 61-62	
Jack Anthony ___ 52-53	Freddie Brookins ___ 75-79	Alan Creech ___ 66-67	John Fitzpatrick ___ 79-83	Shannon Greer ___ 86-87	J
Andrew Atman ___ 03-08	Dave Bromley ___ 73-74	Mike Cross ___ 87-90	Mike Florczak ___ 82-86	Rayfield Gross	Alfred Jackson ___ 40-41
George Austin ___ 45-46	Chris Brown ___ 90-91	Ryan Cross ___ 92-94	Raymond Foels ___ 50-51	Abe Gruenwald ___ 69-70	Cordell Jackson ___ 78-80
	Everett Brown ___ 39-43	John Cryst ___ 35-36	David Foreness ___ 59-60	Gregg Gumbs ___ 90-91	Wayne James ___ 84-86
B	Kelvin Brown ___ 92-93	Jon Culbert ___ 65-68	Xavier Ford ___ 2011-	Earl Gunn ___ 59-60	James Jaeger ___ 45-46
Joe Babinski ___ 54-55	Robert Brown ___ 00-02	Dan Curran ___ 65-67	John Forys ___ 71-72	Jack Gushue ___ 51-52	John Jekielek ___ 66-68
Jeffery Baker ___ 74-75	Vince Brown ___ 83-85	D	Damien Foster ___ 99-01	Lleweln Gushue ___ 47-50	George Jennings ___ 39-40
Harold Baldauf ___ 37-38	Richard Browning ___ 35-36	Joe D'Ambrose ___ 84-85	Joe Foster ___ 67-68	Thomas Gustafson ___ 97-98	Harry Jenkins ___ 38-39
David Baldwin ___ 62-63	Gregory Bruce ___ 71-72	Charles Daniels ___ 54-57	Roy Fowler ___ 54-57		Adam Johnson ___ 00-01
Carman Ball ___ 35-36	Rodney Bruton ___ 84-86	Marshal Davis ___ 45-46	Rick Fox ___ 99-00	Tati Hadavi ___ 94-97	Edwin Johnson ___ 76-78
Henry Banas ___ 46-47	Gordon Bukaty ___ 69-70	Tom Davis ___ 89-92	Steve Fox ___ 83-85	Lars Hafner ___ 81-83	Fred Johnson ___ 55-57
Todd Banaszak ___ 87-88	Arthur Burke ___ 45-47	Donald Dell ___ 52-54	Elmer Frank ___ 39-43	Darryl Hall ___ 87-88	Lou Johnson ___ 91-95
Myron Banks ___ 93-95	Tom Burrows ___ 86-87	Allan Delman ___ 70-73	Greg Franklin ___ 83-85	Wallace Hall ___ 04-05	Marvin Johnson
G. Bannerman ___ 62-63	Melroy Butler ___ 81-82	Elmer DePalma ___ 39-40	David Frantagelo ___ 64-65	Nathan Hamm ___ 37-38	Nate Johnson ___ 96-99
Rich Barbera ___ 67-68	C	Vincent DePalma ___ 35-38	Robert Fraser ___ 37-39	Vince Hander ___ 83-84	Otha Johnson ___ 88-89
Dave Barnett ___ 08-12	Calvin Cage ___ 02-06	Llyod DeVaux ___ 76-78	Andy Fraunhofer ___ 61-62	Gary Hanley ___ 61-64	Howard Johnt ___ 49-52
Bill Barth ___ 63-66	Gabe Cagwin ___ 00-02	Robert Dickinson ___ 72-75	Kevin Fredrick ___ 87-89	Ralph Harbeck ___ 49-51	Chandon Jones ___ 96-97
Bill Barto ___ 63-65	Louis Campbell ___ 98-02	Sheldon Dickstein ___ 52-53	Marshall Freeman ___ 95-96	Robert Harling ___ 58-59	Ed Jones ___ 87-89
Norb Baschnagel ___ 62-65	Will Campbell ___ 98-99	Richard Dompkowski ___ 57-60	Mike Freeman ___ 78-80	Edwin Harnish ___ 35-36	Ken Jones ___ 77-82
Ron Bator ___ 66-67	Charles Carlson ___ 35-38	Gary Domzalski ___ 72-76	James Freeney ___ 68-70	Derwin Harris ___ 80-84	Larry Jones ___ 74-77
Samuel Battaglia ___ 59-60	John Cavanaugh ___ 65-67	Robert Donaldson ___ 50-52	Warren Freiberg ___ 35-38	Robert Harris ___ 95-98	Lee Jones ___ 83-84
Turner Battle ___ 01-05	Ryan Chaffe ___ 99-00	Richard Down ___ 39-43	John Fuerch ___ 68-69	Richard Harvey ___ 61-64	Malcom Jones ___ 82-83
Ken Bazinet ___ 65-67	Jack Chalmers ___ 48-51	Cameron Downing ___ 10-12	Robert Fuller ___ 39-40	Umar Hasan ___ 92-93	Michael Jones ___ 73-77
Dan Bazzani ___ 62-65	Devon Chambers ___ 92-93	Ronald Downs ___ 80-83	William Fulton ___ 60-61	James Hastas ___ 50-51	Norm Jones ___ 77-81
Carman Bell ___ 35-36	Adam Chmielowski ___ 40-41	Richard DuBois ___ 58-59	G	Alvin Heller ___ 36-39	Phil Jones ___ 01-02
Dave Bell ___ 85-86	Art Cholewiniski ___ 55-57	E	Robert Gaines ___ 45-46	Derek Henderson ___ 94-95	Jake Jordan ___ 82-84
William Bender ___ 39-40	George Cleary ___ 80-83	Robert Earl ___ 83-85	Greg Gamble ___ 05-08	Karon Henderson ___ 80-82	Mario Jordan ___ 02-06
Ernie Benoit ___ 53-55	Paul Cleary ___ 37-38	Ed Eberle ___ 66-69	Robert Gantt ___ 39-40	Douglas Henry ___ 45-46	Norman Joseph ___ 41-42
Stanley Benton ___ 80-81	Matt Clemens ___ 95-98	Anthony Ebner ___ 69-71	Donald Gardiner	George Henry ___ 66-67	Paul Jung
Mike Benzow ___ 82-83	David Clement ___ 40-41	Stephen Ebsary ___ 39-41	Arthur Garfinkel ___ 75-77	Marvin Herb ___ 56-58	Kurt Jute ___ 86-90
Erik Berg ___ 83-84, 87-88	Mike Clifford ___ 09-11	Robert Ehenerich ___ 41-42	Dave Genaway ___ 89-93	William Hess ___ 45-46	
Doug Bernard ___ 65-68	Herman Cohen ___ 37-41	Robert Ehenerich ___ 41-42	Francis Gerbasi ___ 37-39	Gerold Hesson ___ 57-58	K
Calvin Betts ___ 06-10	Giulio Colangelo ___ 85-87	Jamie Eichel ___ 86-87	Ed Gicewicz ___ 49-52	Richard Hetzel ___ 63-65	Sam Kantrowitz ___ 50-51
Wayne Betts ___ 67-68	Carl Cole ___ 52-53	Robert Eldridge ___ 46-49		Eugene Hiller ___ 36-37	Jack Karaszewski ___ 62-65
Jim Bevilacqua ___ 63-66					




Mike Martinho



Tom Parsons




Eric Spence



Bob Vartanian



Michael Washington



Greg Witherspoon

- | | | | | | |
|-------------------------------|----------------------------------|---------------------------------|----------------------------------|------------------------------|--------------------------------|
| Joseph Kemp ___ 45-46 | Dale Manchester ___ 38-39 | William Needham ___ 47-50 | Gerald Richardson ___ 99-00 | Nicholas Shosho ___ 59-62 | Alexei Vasiliev ___ 99-00 |
| Harlod Keefe ___ 36-37 | Rick Mann ___ 65-66 | Steve Nelson ___ 68-70 | Jack Ridler ___ 37-41 | Michael Sinclair ___ 99-00 | John Vaughan ___ 67-70 |
| Brian Keenen ___ 99-00 | R. Manno ___ 62-63 | Mike Nemeroff ___ 81-82 | Scott Rigot ___ 83-85 | Steve Sklar ___ 53-57 | Joe Veal ___ 00-03 |
| Edwin Keller ___ 45-46 | Al Massotti ___ 56-59 | James Newton ___ 61-62 | Richard Riley ___ 51-53 | Jarryn Skeete ___ 12- | |
| Alltn Kimball | Richard Matanle ___ 70-72 | James Nickerson ___ 36-37 | James Ringler ___ 64-65 | James Slayton ___ 73-75 | W |
| Paul Kinkel ___ 50-53 | Chris Mathews ___ 83-84, 86-87 | Norman Nickerson ___ 37-39 | Andy Robinson ___ 05-08 | Eugene Small ___ 38-39 | Jason Walcott ___ 00-03 |
| Robert Kirchberger ___ 57-59 | George Matthews ___ 40-43 | Michael Niles ___ 83-84 | Jason Robinson ___ 00-01 | Vince Small ___ 77-78 | John Waldo ___ 40-41 |
| Harold Kirshenbaum 35-36 | Jim Marks ___ 81-83, 85-86 | Joseph Norman ___ 41-42 | Kelvin Robinson ___ 93-95 | Sean Smiley ___ 05-10 | Artie Walker ___ 65-67 |
| Jon Kleidon ___ 97-00 | Mike Martinho ___ 94-98 | Dennis Norton ___ 58-60 | Sam Robinson ___ 75-77 | Bill Smith ___ 86-90 | B.J. Walker ___ 02-04 |
| Philip Knapp ___ 69-71 | Mike Matthews ___ 84-85 | Bob Nowak ___ 67-69 | Titus Robinson ___ 08-12 | Clement Smith ___ 99-03 | Chris Walker ___ 87-88 |
| Roger Kobee ___ 58-59 | Dawone Maxwell ___ 90-91 | Auramu Nuiriankh ___ 10- | Chris Roets ___ 92-93 | Dick Smith ___ 63-66 | Harold Walker ___ 79-81 |
| Albert Konikoff ___ 40-41 | Jim May ___ 81-83 | O | Angelo Romeo ___ 39-41 | Parnell Smith ___ 03-07 | James Walker ___ 58-61 |
| Theodore Kotelec | Javon McCrea ___ 10- | Donald Oetinger ___ 46-47 | James Rooney ___ 50-53 | Robert Smith ___ 95-96 | James Walker ___ 84-86 |
| Milton Krammer ___ 46-48 | Rodney McDaniel ___ 77-79 | Richard O'keeke ___ 45-46 | Alvin Rosen ___ 46-47 | Tony Smith ___ 78-80 | Larry Walton ___ 79-80 |
| James Krawczyk ___ 60-62 | William McEvoy ___ 59-62 | Jarod Oldham ___ 10- | Warren Rosing ___ 35-36 | Philip Smolinski ___ 52-53 | Michael Washington 86-89 |
| Roger Kremblas ___ 68-71 | John McGonegal ___ 83-84 | Nick O'Neil ___ 86-87 | Raymond Rosinski ___ 58-61 | Eric Spence ___ 75-77 | Riley Washington ___ 77-79 |
| Harold Kuhn ___ 49-52 | Mark McGuire ___ 80-83 | Barnard Onyenucheya ___ 04-07 | Greg Ross ___ 82-83 | William Stark ___ 70-73 | Vernell Washington 75-78 |
| Bernard Kurowski ___ 56-59 | Mike McKie ___ 99-00 | Ray Osterhoudt ___ 36-37 | Eric Rosser ___ 91-93 | Louis Stevens ___ 46-50 | Tony Watson II ___ 09-12 |
| Daniel Kwiatek ___ 52-55 | Douglas McLarty ___ 47-48 | Robert Owen ___ 36-37 | Tony Roston ___ 77-79 | John Stofa ___ 61-62 | Mitchell Watt ___ 08-12 |
| | Kevin McMillan ___ 78-81 | P | William Ruddick ___ 42-43, 46-48 | Seymore Streisfeld ___ 42-43 | Steve Waxman ___ 68-70 |
| | Scott McMillin ___ 96-98 | Eugene Palazzo ___ 57-58 | Ronald Ruhlman ___ 37-39 | Barry Sullivan ___ 83-84 | Leonard Weiss ___ 45-46 |
| L | Andre McPhail ___ 12-13 | Kenneth Parr ___ 58-61 | Joe Rutowski ___ 66-68 | Derek Summers ___ 84-87 | Rick Wells ___ 67-68 |
| Gregory Laker ___ 71-73 | George Mendenhall 77-79 | Tom Parsons ___ 79-81 | S | Kit Swenby ___ 93-97 | Armand Weser ___ 50-51 |
| Adekambi Laleye ___ 06-10 | Edward Melzer ___ 41-42 | Ken Pawlak ___ 83-86 | Mark Sacha ___ 78-79 | Kevin Swoffer ___ 00-02 | Charles Weston ___ 52-53 |
| Wesley Lamb ___ 94-95 | Rob Middlebrooks ___ 88-92 | Cecil Pearl ___ 36-37 | Len Saltman ___ 53-56 | | Adam Wheeler ___ 88-89 |
| Kurt Lange ___ 53-56 | Roderick Middleton ___ 02-06 | Joe Peeler ___ 67-68 | Gene Salzer ___ 41-42 | T | Bernard Wheeler ___ 95-97 |
| Neil Langelier ___ 69-72 | Anthony Miller ___ 86-87 | Bobby Pellmam ___ 76-77 | Sal Sapia ___ 40-43 | Leonard Tangishaka 95-97 | Lawrence Willbur ___ 69-71 |
| Eric Lasch ___ 78-79 | Benjamin Miller ___ 41-42 | Sam Pellom ___ 74-78 | Robert Scamurra 51-54 | Earl Thiele ___ 59-62 | Bob Williams ___ 67-70 |
| Tracy LaTona ___ 49-51 | J.H. Miller ___ 46-47 | Ryan Peterson ___ 97-99 | Edward Schano ___ 40-41 | Robert Thomas 65-66 | Darcel Williams ___ 01-02 |
| Harold Latour ___ 84-86 | Lawrence Miller ___ 46-50 | Lowell Petties ___ 54-55 | Richard Schaper ___ 58-60 | Raphell Thomas-Edwards 11-12 | Donnell Williams |
| Davis Lawrence ___ 99-03 | Marlon Mills ___ 90-91 | Rodney Pierce ___ 07-10 | Jack Scherrer ___ 67-70 | Christian Thompson 91-93 | Duane Williams ___ 01-02 |
| Clayton Lee ___ 97-98 | Martin Misiek | John Pieri ___ 66-68 | Ronald Schlenker ___ 57-58 | Don Thompson ___ 62-64 | James Williams ___ 65-66 |
| Kevin Lee ___ 88-90 | Sinan Misirili 84-85 | Andrew Podlucky ___ 52-53 | Christian Schmidt ___ 05-08 | Rob Thompson ___ | Randy Williams ___ 78-81 |
| Fred Leggin ___ 89-91 | Paul Missana ___ 45-46 | Harvey Poe ___ 63-66 | Henry Scholles ___ 42-43, 46-47 | Bernie Thorn ___ 49-52 | Woodrow Williams ___ 94-95 |
| Burton LeMaster ___ 41-42 | Dana Mitchel ___ 76-77 | Kenneth Pope ___ 72-74 | Dean Schott ___ 89-92 | Richard Tolsma ___ 50-51 | Garnet Wilson ___ 91-94 |
| Timothy Lennon ___ 70-71 | Darnell Montgomery ___ 74-75 | Lowell Potties | Milton Schulman ___ 38-39 | Joseph Tontillo ___ 56-59 | Ron Willson |
| Matt Leone ___ 89-91 | James Montgomery 46-47 | Edward Purser ___ 56-58 | Donald Scott ___ 75-77 | Morley Townsend ___ 35-39 | Malik Winn ___ 98-99 |
| Torrance LeSure ___ 90-91 | Ron Montgomery ___ 86-87 | Q | Richard Schulefand 46-47 | Peter Treyz ___ 52-53 | Gregory Witherspoon ___ 74-75 |
| Dave Levitt ___ 52-56 | Eric Moore ___ 05-07 | Dave Quick ___ 78-79 | Harlow Seaton ___ 36-39 | James Tribble ___ 71-73 | Robert Wolf ___ 36-37 |
| Howard Lewis ___ 56-59 | Brian Mosher ___ 46-48 | R | Richie Sebuharara 11-12 | Richie Trowers ___ 92-93 | Mark Wyncoop ___ 83-84 |
| Maliso Liboni ___ 97-01 | Mike Moseley ___ 77-78 | Corey Raley-Ross ___ 10- | Chris Sekora ___ 89-90 | Mike Tucker ___ 84-86 | |
| Brace Lowe ___ 87-89 | Byron Mulkey ___ 06-11 | James Randall ___ 73-74 | Alex Sepi ___ 84-86 | Frank Tuzzolino ___ 35-38 | Y |
| Vuu Lu ___ 97-98 | James Murphy ___ 35-36 | Kenny Rankin ___ 92-93 | Leonard Serfustini ___ 46-49 | | Darwin Young ___ 03-07 |
| Robert Lund ___ 56-57 | Henry Muszynski ___ 42-43, 45-47 | Eric Rasmussen ___ 69-72 | Edward Shano | U | Rasaun Young ___ 93-98 |
| | Edwin Muto ___ 48-50 | Jack Reid ___ 48-51 | James Sharp ___ 45-46 | Roger Urban ___ 53-55 | |
| M | Robert Myszewski ___ 59-61 | Sanford Reisman ___ 40-41 | Jim Shea ___ 66-68 | | Z |
| Mike Machado ___ 68-69 | N | Chris Rhodes ___ 82-83 | Reggie Sheffy | V | Oliver Zittel ___ 37-38, 40-41 |
| Arthur Mack ___ 80-81 | Frank Nappo ___ 47-49 | | Dave Sherman ___ 78-79 | Jeff Vahue ___ | |
| Richard MacLaughlin ___ 57-58 | | | | Robert Vartanian ___ 71-73 | |
| Paul Mallon ___ 58-61 | | | | | |



Turner Battle



Mark Bortz



Calvin Cage



Yassin Idbihi



Andy Robinson



Greg Gamble



Rodney Pierce



Mitchell Watt



Mid-American Conference 1998-Present

2011-12

Javon McCrea _____ First Team
 Jarryn Skeete _____ All-Freshman
 Will Regan _____ Academic

2011-12

Mitchell Watt _____ Player of the Year, First Team,
 AP All-America Honorable Mention
 Javon McCrea _____ First Team
 Tony Watson II _____ Academic

2010-11

Byron Mulkey _____ Second Team, Academic
 Zach Filzen _____ Honorable Mention
 Javon McCrea _____ Freshman of the Year,
 Honorable Mention

2009-10

Rodney Pierce _____ First Team
 Calvin Betts _____ Honorable Mention
 John Boyer _____ Academic

2008-09

Rodney Pierce _____ First Team
 Greg Gamble _____ Honorable Mention
 Vadim Fedotov _____ Academic

2007-08

Andy Robinson _____ Honorable Mention

2006-07

Yassin Idbihi _____ Honorable Mention

2005-06

Calvin Cage _____ Second Team
 Yassin Idbihi _____ Honorable Mention

2004-05

Turner Battle _____ Player of the Year
 First Team, Academic
 AP All-America Honorable Mention
 Mark Bortz _____ Sixth Man of the Year
 Honorable Mention, Academic

2003-04

Turner Battle _____ Second Team, Academic
 Mark Bortz _____ Academic
 Yassin Idbihi _____ All-Freshman
 Reggie Witherspoon _____ Coach of the Year

2002-03

Turner Battle _____ Honorable Mention
 Academic

2001-02

Turner Battle _____ All-Freshman
 Darcel Williams _____ Honorable Mention



Mid Continent Conference 1994-98

1997-98

Mike Martinho _____ First Team
 Rasaun Young _____ First Team

1996-97

Mike Martinho _____ First Team
 Rasaun Young _____ First Team

1995-96


Mike Martinho _____ Second Team
 Robert Harris _____ All-Newcomer
 Bernard Wheeler _____ All-Newcomer

1994-95

Rasaun Young _____ First Team
 Modie Cox _____ Second Team
 Mike Martinho _____ All-Newcomer




Rasaun Young



Mike Martinho



Robert Harris



Modie Cox



YEAR-BY-YEAR RECORDS

Year	Overall		Conference		Home		Road		Neutral		Coach
	W	L	W	L	W	L	W	L	W	L	
1915-16	7	4	-	-	4	1	3	3	0	0	Arthur L. Powell
1916-17	6	8	-	-	5	3	1	5	0	0	Arthur L. Powell
1917-18	6	2	-	-	5	2	1	0	0	0	Arthur L. Powell
1918-19	8	5	-	-	7	3	1	2	0	0	Arthur L. Powell
1919-20	9	1	-	-	8	1	1	0	0	0	Arthur L. Powell
1920-21	12	6	-	-	10	1	2	5	0	0	Arthur L. Powell
1921-22	5	7	-	-	4	6	1	1	0	0	Arthur L. Powell
1922-23	7	5	-	-	6	1	1	4	0	0	Arthur L. Powell
1923-24	7	6	-	-	7	3	0	3	0	0	Arthur L. Powell
1924-25	7	6	-	-	4	5	3	1	0	0	Arthur L. Powell
1925-26	11	6	-	-	9	2	2	4	0	0	Arthur L. Powell
1926-27	11	4	-	-	9	2	2	2	0	0	Arthur L. Powell
1927-28	8	8	-	-	6	4	2	4	0	0	Arthur L. Powell
1928-29	7	11	-	-	5	7	2	4	0	0	Arthur L. Powell
1929-30	15	1	-	-	11	0	4	1	0	0	Arthur L. Powell
1930-31	15	0	-	-	10	0	5	0	0	0	Arthur L. Powell
1931-32	15	4	-	-	11	3	4	1	0	0	Arthur L. Powell
1932-33	10	9	-	-	7	5	3	4	0	0	Arthur L. Powell
1933-34	5	10	-	-	3	6	2	4	0	0	Arthur L. Powell
1934-35	3	9	-	-	3	5	0	4	0	0	Arthur L. Powell
1935-36	0	13	-	-	0	9	0	4	0	0	Arthur L. Powell
1936-37	4	10	-	-	4	6	0	4	0	0	Arthur L. Powell
1937-38	4	9	-	-	3	7	1	2	0	0	Arthur L. Powell
1938-39	2	12	-	-	2	8	0	4	0	0	Arthur L. Powell
1939-40	1	10	-	-	1	7	0	3	0	0	Arthur L. Powell
1940-41	4	9	-	-	3	4	1	5	0	0	Arthur L. Powell
1941-42	2	8	-	-	2	3	0	5	0	0	Arthur L. Powell
1942-43	7	6	-	-	5	6	2	0	0	0	Arthur L. Powell
1945-46	5	10	-	-	4	4	1	6	0	0	Robert Harrington
1946-47	12	5	-	-	9	2	3	4	0	0	Malcolm S. Eiken
1947-48	13	8	-	-	9	4	4	4	0	0	Malcolm S. Eiken
1948-49	11	9	-	-	9	3	2	6	0	0	Malcolm S. Eiken
1949-50	15	10	-	-	9	6	6	4	0	0	Malcolm S. Eiken
1950-51	13	8	-	-	10	6	3	2	0	0	Malcolm S. Eiken
1951-52	18	6	-	-	13	4	5	2	0	0	Malcolm S. Eiken
1952-53	10	9	-	-	8	5	2	4	0	0	Malcolm S. Eiken
1953-54	15	8	-	-	12	5	3	3	0	0	Malcolm S. Eiken
1954-55	16	6	-	-	11	4	5	2	0	0	Malcolm S. Eiken
1955-56	17	3	-	-	10	2	7	1	0	0	Malcolm S. Eiken
1956-57	18	7	-	-	10	0	6	6	2	1	Len T. Serfustini
1957-58	17	5	-	-	9	2	7	2	1	1	Len T. Serfustini
1958-59	16	7	-	-	8	1	5	5	3	1	Len T. Serfustini
1959-60	15	6	-	-	10	2	3	3	2	1	Len T. Serfustini
1960-61	18	5	-	-	13	0	4	3	1	2	Len T. Serfustini
1961-62	14	7	-	-	9	5	5	2	0	0	Len T. Serfustini
1962-63	16	7	-	-	13	1	3	4	0	2	Len T. Serfustini
1963-64	14	8	-	-	9	4	5	4	0	0	Len T. Serfustini
1964-65	19	3	-	-	14	2	4	0	1	1	Len T. Serfustini
1965-66	14	8	-	-	7	5	7	3	0	0	Len T. Serfustini
1966-67	9	11	-	-	7	7	2	4	0	0	Len T. Serfustini
1967-68	11	10	-	-	9	4	2	6	0	0	Len T. Serfustini
1968-69	12	9	-	-	10	4	2	5	0	0	Len T. Serfustini
1969-70	11	11	-	-	8	4	3	7	0	0	Len T. Serfustini

YEAR-BY-YEAR RECORDS



Year	Overall		Conference		Home		Road		Neutral		Coach
	W	L	W	L	W	L	W	L	W	L	
1970-71	9	13	-	-	8	5	1	8	0	0	Edwin D. Muto
1971-72	12	12	-	-	6	4	6	8	0	0	Edwin D. Muto
1972-73	16	8	-	-	13	3	3	5	0	0	Edwin D. Muto
1973-74	5	20	-	-	3	11	2	9	0	0	Leo Richardson
1974-75	8	17	-	-	4	7	4	10	0	0	Leo Richardson
1975-76	10	16	-	-	9	5	1	11	0	0	Leo Richardson
1976-77	5	21	-	-	2	8	3	13	0	0	Leo Richardson
1977-78	6	18	-	-	4	8	2	9	0	1	Leo Richardson
SUNY Athletic Conference											
1978-79	7	18	7	4	5	5	2	12	0	1	V. William Hughes
1979-80	17	10	10	0	12	2	4	7	1	1	V. William Hughes
1980-81	12	15	7	1	6	7	4	7	2	1	V. William Hughes
1981-82	13	17	8	3	5	3	3	11	5	3	V. William Hughes
1982-83	12	15	6	4	9	3	3	8	0	4	Kenneth Pope
1983-84	14	13	5	5	7	5	4	7	3	1	Daniel J. Bazzani
1984-85	5	19	5	5	3	9	2	9	0	1	Daniel J. Bazzani
1985-86	14	11	5	5	8	3	4	8	2	0	Daniel J. Bazzani
1986-87	15	10	5	5	8	4	6	6	1	0	Daniel J. Bazzani
1987-88	14	13	6	6	6	5	6	7	2	1	Daniel J. Bazzani
Mideast Conference											
1988-89	16	14	4	8	8	3	4	11	4	0	Daniel J. Bazzani
1989-90	14	13	4	8	9	3	5	8	0	2	Daniel J. Bazzani
1990-91	13	14	4	6	9	3	3	10	1	1	Daniel J. Bazzani
Division I											
East Coast Conference											
1991-92	2	26	0	12	1	8	1	15	0	3	Daniel J. Bazzani
1992-93	5	22	-	-	3	10	2	12	0	0	Daniel J. Bazzani
1993-94	10	18	3	2	4	6	3	11	3	1	Tim Cohane
Mid-Continent Conference											
1994-95	18	10	12	6	9	1	7	8	2	1	Tim Cohane
1995-96	13	14	10	8	8	4	4	8	1	2	Tim Cohane
1996-97	17	11	11	5	9	1	4	7	4	3	Tim Cohane
1997-98	15	13	9	7	9	3	4	9	2	1	Tim Cohane
Mid-American Conference											
1998-99	5	24	1	17	2	9	3	13	0	2	Tim Cohane
1999-00	5	23	3	15	4	9	1	13	0	1	Cohane (2-3)/Witherspoon
2000-01	4	24	2	16	3	10	0	13	1	1	Reggie Witherspoon
2001-02	12	18	7	11	7	5	4	11	1	2	Reggie Witherspoon
2002-03	5	23	2	16	5	8	0	15	0	0	Reggie Witherspoon
2003-04	17	12	11	7	9	5	8	6	0	1	Reggie Witherspoon
2004-05	23	10	11	7	13	2	8	7	2	1	Reggie Witherspoon
2005-06	19	13	8	10	12	3	5	9	2	1	Reggie Witherspoon
2006-07	12	19	4	12	8	7	2	11	2	1	Reggie Witherspoon
2007-08	10	20	3	13	7	6	1	12	2	2	Reggie Witherspoon
2008-09	21	12	11	5	9	4	7	7	5	1	Reggie Witherspoon
2009-10	18	12	9	7	9	4	8	6	1	2	Reggie Witherspoon
2010-11	20	14	8	8	13	3	7	10	0	1	Reggie Witherspoon
2011-12	20	11	12	4	12	2	8	8	0	1	Reggie Witherspoon
2012-13	14	20	7	9	9	6	4	10	1	4	Reggie Witherspoon
Totals	1,069	1,051	220	257	703	418	306	576	60	56	

Year	G	FG-FGA	Pct.	3FG-3FGA	Pct.	FT-FTA	Pct.	Rebounds			A	TO	B	St	Pts	Avg.
								Off-Def	Total	Avg.						
1967-68	21	583-1412	.413	-	-	404-605	.668	-	1027	48.9	-	-	16	-	1570	74.7
1968-69	21	608-1379	.441	-	-	329-482	.682	-	996	47.4	-	-	-	-	1545	73.6
1969-70	22	699-1668	.419	-	-	348-529	.658	-	1143	52.0	319	-	-	-	1746	79.4
1970-71	22	675-1522	.443	-	-	347-546	.635	-	1151	52.3	368	-	-	-	1697	77.1
1971-72	24	780-1705	.457	-	-	379-636	.596	-	1241	51.7	434	-	-	-	1939	80.8
1972-73	24	820-1837	.446	-	-	226-358	.631	-	1228	51.2	476	-	-	-	1866	77.8
1973-74	25	844- 2041	.413	-	-	266-387	.687	-	1227	49.1	612	403	159	231	1954	78.2
1974-75	25	781-1859	.420	-	-	279-440	.634	-	1282	51.3	546	493	181	286	1841	73.6
1975-76	26	860-1957	.439	-	-	319-489	.652	-	1340	51.5	535	-	305	273	2039	78.4
1976-77	26	824-1880	.438	-	-	363-573	.633	-	1159	44.6	314	519	135	197	2011	77.3
1977-78	24	756-1732	.437	-	-	298-454	.634	-	1008	42.0	351	-	106	179	1810	75.4
1978-79	25	576-1285	.448	-	-	195-327	.596	-	829	33.1	250	500	-	148	1347	53.9
1979-80	27	739-1516	.487	-	-	319-476	.670	-	1016	37.6	352	498	115	208	1797	66.6
1980-81	27	685-1449	.473	-	-	230-358	.642	-	907	33.6	282	439	75	132	1600	59.3
1981-82	30	783-1733	.452	-	-	368-516	.713	-	1098	36.6	308	500	-	165	1934	64.5
1982-83	27	840-1723	.487	-	-	320-485	.659	-	1020	37.8	414	371	-	279	2004	74.4
1983-84	27	765-1523	.502	-	-	397-610	.651	-	957	35.4	387	368	92	207	1927	71.4
1984-85	24	637-1406	.453	-	-	390-552	.706	-	918	38.3	349	339	87	214	1664	69.3
1985-86	25	733-1512	.485	10-20	.500	402-605	.664	-	992	39.7	313	383	54	231	1879	75.2
1986-87	25	762-1671	.456	39-136	.287	306-494	.619	-	1089	43.6	385	409	81	226	1869	74.7
1987-88	27	781-1767	.442	49-153	.320	384-607	.632	-	1248	46.2	414	512	131	258	1995	73.9
1988-89	30	863-1902	.454	91-260	.350	431-673	.641	-	1149	38.3	456	505	87	283	2248	74.9
1989-90	27	691-1472	.469	110-335	.328	450-640	.703	258-695	934	34.6	383	494	85	257	1944	72.0
1990-91	27	756-1592	.475	154-378	.407	299-474	.631	287-562	849	31.4	322	443	50	213	1928	71.4
1991-92	28	634-1507	.421	95-342	.278	392-558	.703	289-523	812	29.0	251	536	-	228	1762	62.9
1992-93	27	689-1704	.404	67-268	.250	334-542	.616	420-534	954	35.3	291	541	80	284	1788	66.2
1993-94	28	786-1844	.426	57-226	.252	343-594	.577	444-682	1126	40.2	364	469	125	248	1972	70.4
1994-95	28	792-1763	.449	171-543	.315	397-584	.680	372-721	1093	39.0	456	452	114	248	2152	76.9
1995-96	27	615-1577	.390	183-505	.362	404-637	.634	376-689	1065	39.4	348	417	66	198	1817	67.3
1996-97	28	648-1555	.417	159-487	.326	547- 834	.656	363-737	1100	39.3	360	457	65	202	2002	71.5
1997-98	28	709-1574	.450	170-505	.337	510-701	.728	297-671	968	34.6	442	362	67	175	2098	74.9
1998-99	29	605-1637	.370	148-531	.279	351-522	.672	368-679	1047	36.1	373	555	105	191	1709	58.9
1999-00	28	636-1614	.394	170-544	.313	436-661	.660	332-668	1000	35.7	356	523	117	197	1878	67.1
2000-01	28	645-1548	.417	189-529	.357	394-605	.651	329-615	944	33.7	331	444	66	186	1873	66.9
2001-02	30	697-1673	.417	198-580	.341	426-653	.652	392-682	1074	35.8	393	467	66	191	2018	67.3
2002-03	28	652-1622	.402	151-517	.292	360-536	.672	380-634	1014	36.2	354	406	58	180	1815	64.8
2003-04	29	771-1669	.462	187-494	.379	446-663	.673	369-669	1038	35.8	383	436	83	232	2175	75.0
2004-05	33	876-1946	.450	220-619	.355	490-717	.683	426-811	1237	37.5	460	510	86	290	2462	74.6
2005-06	32	766-1748	.438	208-568	.366	577-768	.751	405-681	1086	33.9	410	522	71	254	2317	72.4
2006-07	31	712-1734	.411	165-523	.315	520-752	.691	456-730	1186	38.3	427	592	79	237	2109	68.0
2007-08	30	782-1895	.413	171-536	.319	411-601	.684	451-702	1153	38.4	404	503	87	240	2146	71.5
2008-09	33	778-1864	.417	174-506	.344	425-659	.645	457-758	1215	36.8	406	466	91	215	2155	65.3
2009-10	30	775-1742	.433	207-597	.347	453-632	.717	379-687	1066	35.5	454	422	100	227	2170	72.3
2010-11	34	879-1864	.472	206-549	.375	435-668	.651	408-797	1205	35.4	478	524	183	269	2399	70.6
2011-12	31	806-1734	.465	212-601	.353	438-665	.659	374- 871	1245	40.2	511	465	158	174	2262	73.0
2012-13	34	794-1767	.449	215- 620	.347	472-671	.703	389-818	1207	35.5	510	525	156	188	2275	66.9

Coaching Records



Len Serfustini
(1956-70)



Arthur L. Powell
(1915-43)



Reggie Witherspoon
(1999-13)




Malcolm Eiken
(1946-56)

Head Coach	Years	W	L	Pct.
Len T. Serfustini (1956-70)	14	206	105	.662
Arthur L. Powell (1915-43)	28	198	190	.510
Reggie Witherspoon (1999-13)	14	196	228	.462
Malcolm S. Eiken (1946-56)	10	140	73	.657
Daniel J. Bazzani (1983-93)	10	111	154	.419
Tim Cohane (1994-99)	7	80	83	.491
V. William Hughes (1978-82)	4	49	60	.450
Edwin D. Muto (1970-73)	3	37	33	.529
Leo Richardson (1973-78)	5	35	92	.276
Kenneth Pope (1982-83)	1	12	15	.444
Robert Harrington (1945-46)	1	5	10	.333


YEAR-BY-YEAR LEADERS




POINTS				REBOUNDS				FIELD GOAL PERCENTAGE			
Season	Player	No.	Avg.	Season	Player	No.	Avg.	Season	Player	FGM-FGA	Pct.
2012-13	Javon McCrea	611	18.0	2012-13	Javon McCrea	267	7.9	2012-13	Javon McCrea	69-101	.683
2011-12	Mitchell Watt	505	16.3	2011-12	Mitchell Watt	233	7.5	2011-12	Javon McCrea	190-332	.572
2010-11	Zach Filzen	512	15.1	2010-11	Javon McCrea	220	6.5	2010-11	Javon McCrea	166-263	.631
2009-10	Rodney Pierce	535	18.4	2009-10	Calvin Betts	232	7.7	2009-10	Jawaan Alston	40-65	.615
2008-09	Rodney Pierce	473	14.3	2008-09	Calvin Betts	203	6.3	2008-09	Vadim Fedotov	47-88	.534
2007-08	Andy Robinson	394	13.1	2007-08	Calvin Betts	199	6.6	2007-08	Jawaan Alston	38-76	.500
2006-07	Yassin Idbihi	442	15.8	2006-07	Yassin Idbihi	261	9.3	2006-07	Vadim Fedotov	38-73	.521
2005-06	Calvin Cage	592	18.5	2005-06	Yassin Idbihi	220	6.9	2005-06	Parnell Smith	97-163	.595
2004-05	Turner Battle	511	15.5	2004-05	Yassin Idbihi	194	5.9	2004-05	Mark Bortz	130-255	.510
2003-04	Turner Battle	421	14.5	2003-04	Yassin Idbihi	169	5.8	2003-04	Daniel Gilbert	102-197	.518
2002-03	Turner Battle	254	12.7	2002-03	Mark Bortz	176	6.3	2002-03	B.J. Walker	85-168	.506
2001-02	Darcel Williams	453	15.1	2001-02	Darcel Williams	241	8.0	2001-02	Robert Brown	100-178	.562
2000-01	Robert Brown	429	15.3	2000-01	Robert Brown	159	5.7	2000-01	Robert Brown	143-288	.497
1999-00	Louis Campbell	304	10.9	1999-00	Mike McKie	159	5.9	1999-00	Mike McKie	88-191	.461
1998-99	Louis Campbell	361	12.4	1998-99	Nikolai Alexeev	146	5.0	1998-99	Maliso Libomi	68-140	.486
1997-98	Rasaun Young	554	19.8	1997-98	Rob Harris	146	5.4	1997-98	Rasaun Young	183-353	.518
1996-97	Rasaun Young	549	19.6	1996-97	Rob Harris	163	5.8	1996-97	Rob Harris	67-125	.536
1995-96	Mike Martinho	479	17.7	1995-96	Rob Harris	200	7.4	1995-96	Rob Harris	82-186	.441
1994-95	Rasaun Young	486	18.0	1994-95	Kelvin Robinson	244	9.8	1994-95	Rasaun Young	164-307	.534
1993-94	Modie Cox	353	12.6	1993-94	Myron Banks	219	7.8	1993-94	Myron Banks	144-288	.500
1992-93	Kelvin Brown	333	12.8	1992-93	Devon Chambers	175	6.5	1992-93	Modie Cox	90-181	.497
1991-92	John Blalock	590	21.1	1991-92	Rob Middlebrooks	124	5.2	1991-92	Rob Middlebrooks	107-230	.465
1990-91	Rick Coleman	406	16.2	1990-91	Marlon Mills	200	7.4	1990-91	Rob Middlebrooks	146-247	.591
1989-90	Rob Middlebrooks	417	16.0	1989-90	Brian Houston	183	6.8	1989-90	Rob Middlebrooks	165-279	.591
1988-89	Brian Houston	470	15.7	1988-89	Brian Houston	223	7.3	1988-89	Rob Middlebrooks	116-210	.552
1987-88	Darryl Hall	436	16.1	1987-88	Darryl Hall	256	9.5	1987-88	Darryl Hall	161-313	.514
1986-87	Anthony Miller	366	14.6	1986-87	Anthony Miller	203	8.4	1986-87	Joe Etopio	60-107	.561
1985-86	Wayne James	454	18.2	1985-86	Wayne James	179	7.2	1985-86	Wayne James	156-306	.509
1984-85	Vince Brown	223	12.4	1984-85	Vince Brown	112	6.2	1984-85	Vince Brown	88-159	.553
1983-84	Vince Brown	454	16.8	1983-84	Vince Brown	205	7.6	1983-84	Vince Brown	165-281	.587
1982-83	John Fitzpatrick	390	14.4	1982-83	Mark McGuire	201	7.4	1982-83	Derwin Harris	111-180	.617
1981-82	John Fitzpatrick	491	16.4	1981-82	Mark McGuire	205	6.8	1981-82	Derwin Harris	29-52	.558
1980-81	Tom Parsons	347	12.9	1980-81	Ken Jones	176	7.0	1980-81	Ken Jones	90-161	.559
1979-80	Nate Bouie	363	13.4	1979-80	Nate Bouie	180	6.7	1979-80	Mike Freeman	105-148	.709
1978-79	Tony Smith	265	11.0	1978-79	Nate Bouie	193	8.0	1978-79	Mike Freeman	75-122	.615
1977-78	Ed Johnson	432	18.0	1977-78	Sam Pellom	311	12.9	1977-78	Sam Pellom	157-297	.529
1976-77	Ed Johnson	417	16.0	1976-77	Sam Pellom	273	10.5	1976-77	Sam Pellom	147-306	.480
1975-76	Sam Pellom	386	14.9	1975-76	Sam Pellom	420	16.2	1975-76	Sam Pellom	172-342	.503
1974-75	Otis Horner	329	17.3	1974-75	Sam Pellom	275	11.0	1974-75	Sam Pellom	127-251	.506
1973-74	Horace Brawley	457	18.3	1973-74	Mike Jones	232	9.3	1973-74	Gary Domzalski	111-232	.478
1972-73	Curtis Blackmore	393	16.4	1972-73	Curtis Blackmore	427	17.8	1972-73	Curtis Blackmore	177-355	.498
1971-72	Curtis Blackmore	449	18.7	1971-72	Curtis Blackmore	403	16.8	1971-72	Curtis Blackmore	189-349	.541
1970-71	Curtis Blackmore	445	20.2	1970-71	Curtis Blackmore	345	15.7	1970-71	Anthony Ebner	83-160	.519
1969-70	Ron Gilliam	380	22.3	1969-70	John Vaughan	198	9.0	1969-70	Anthony Ebner	53-111	.477
1968-69	Ed Eberle	303	14.4	1968-69	John Vaughan	196	9.3	1968-69	Steve Nelson	59-105	.562
1967-68	Ed Eberle	287	13.6	1967-68	John Jekielek	139	6.6	1967-68	Doug Bernard	71-142	.500



Calvin Cage scored a school-record 592 points during the 2005-06 season



Sam Pellom averaged double figures in rebounds in each of his four years



Mike Freeman shot better than 70% from the field in the 1979-80 season

FREE THROW PERCENTAGE


Season	Player	FGM-FGA	Pct.
2012-13	Tony Watson II	54-64	.875
2011-12	Tony Watson II	34-37	.919
2010-11	Zach Filzen	46-54	.852
2009-10	Rodney Pierce	102-126	.810
2008-09	Vadim Fedotov	31-37	.838
2007-08	Byron Mulkey	36-44	.818
2006-07	Yassin Idbihi	135-169	.799
2005-06	Calvin Cage	147-177	.831
2004-05	Yassin Idbihi	55-72	.764
2003-04	Calvin Cage	62-73	.849
2002-03	Calvin Cage	29-33	.879
2001-02	Darcel Williams	69-84	.821
2000-01	Davis Lawrence	15-18	.833
1999-00	Alexei Vasiliev	41-52	.788
1998-99	Nikolai Alexeev	72-92	.783
1997-98	Mike Martinho	110-134	.821
1996-97	Mike Martinho	131-157	.834
1995-96	Matt Clemens	52-63	.825
1994-95	Woodrow Williams	70-96	.729
1993-94	Lou Johnson	42-60	.700
1992-93	Lou Johnson	45-62	.726
1991-92	John Blalock	177-229	.773
1990-91	Rick Coleman	59-80	.737
1989-90	Rick Coleman	83-103	.806
1988-89	Rick Coleman	53-84	.631
1987-88	Rick Coleman	38-55	.690
1986-87	Anthony Miller	37-52	.711
1985-86	Wayne James	142-179	.793
1984-85	Ron Wilkerson	52-65	.800
1983-84	Mike Niles	54-72	.750
1982-83	John Fitzpatrick	65-82	.793
1981-82	Karon Henderson	55-71	.775
1980-81	Karon Henderson	44-57	.772
1979-80	Mike Freeman	83-101	.821
1978-79	Mike Freeman	48-62	.774
1977-78	Ed Johnson	80-96	.833
1976-77	Ed Johnson	97-126	.769
1975-76	Otis Horne	39-50	.780
1974-75	Gary Domzalski	55-67	.836
1973-74	Otis Horne	32-42	.762
1972-73	Bob Vartanian	50-62	.806
1971-72	Jim Tribble	49-65	.754
1970-71	Roger Kremblas	75-96	.781
1969-70	Roger Kremblas	62-78	.795
1968-69	Ed Eberle	51-66	.773

3-PT. FIELD GOAL PERCENTAGE

Season	Player	FGM-FGA	Pct.
2012-13	<i>Will Regan</i>	<i>47-113</i>	<i>.416</i>
	Tony Watson II	77-185	.416
2011-12	Zach Filzen	97-243	.399
2010-11	Zach Filzen	110-267	.412
2009-10	John Boyer	46-120	.383
2008-09	Sean Smiley	24-60	.400
2007-08	Andy Robinson	55-160	.344
2006-07	Eric Moore	75-192	.391
2005-06	Calvin Cage	89-217	.410
2004-05	Roderick Middleton	33-81	.407
2003-04	Jason Bird	43-92	.467
2002-03	Davis Lawrence	13-35	.371
2001-02	Davis Lawrence	19-41	.463
2000-01	Davis Lawrence	12-29	.414
1999-00	Alexei Vasiliev	48-112	.429
1998-99	Louis Campbell	24-76	.316
1997-98	Mike Martinho	82-212	.387
1996-97	Mike Martinho	89-239	.372
1995-96	Mike Martinho	94-226	.416
1994-95	Mike Martinho	63-184	.382
1993-94	Lou Johnson	20-67	.299
1992-93	Kelvin Brown	23-84	.274
1991-92	John Blalock	22-60	.367
1990-91	Rick Coleman	55-108	.509
1989-90	Rick Coleman	39-105	.371
1988-89	Rick Coleman	25-62	.403
1987-88	Brace Lowe	24-55	.446
1986-87	Nick O'Neil	25-69	.362
1985-86	David Bell	7-13	.538

STEALS


Season	Player	No.	Avg.
2012-13	<i>Javon McCrea</i>	<i>45</i>	<i>1.3</i>
2011-12	<i>Jarod Oldham</i>	<i>46</i>	<i>1.5</i>
2010-11	Byron Mulkey	85	2.5
2009-10	Calvin Betts	56	1.9
2008-09	Andy Robinson	44	1.5
2007-08	Andy Robinson	53	1.8
2006-07	Andy Robinson	55	1.8
2005-06	Roderick Middleton	57	1.8
2004-05	Daniel Gilbert	59	1.8
2003-04	Turner Battle	52	1.8
2002-03	Turner Battle	38	1.9
2001-02	Louis Campbell	49	1.8
2000-01	Louis Campbell	54	1.9
1999-00	Louis Campbell	53	1.9
1998-99	Alexei Vasiliev	45	1.5
1997-98	Rasaun Young	40	1.4
1996-97	Rasaun Young	46	1.6
1995-96	Bernard Wheeler	66	2.4
1994-95	Modie Cox	68	2.5
1993-94	Woodrow Williams	61	2.2
1992-93	Devon Chambers	75	2.8
1991-92	John Blalock	70	2.5
1990-91	Rick Coleman	51	2.0
1989-90	Brian Houston	76	2.8
1988-89	Brian Houston	72	2.4
1987-88	Michael Washington	74	2.7
1986-87	Michael Washington	48	1.9
1985-86	Rodney Burton	50	2.0
1984-85	Derek Summers	29	1.2
1983-84	Mike Niles	37	2.6
1982-83	Ron Downs	70	2.6
1981-82	Kevin McMillan	37	1.4
1980-81	Tom Parsons	27	1.0
1979-80	Nate Bouie	37	1.4
1978-79	George Mendenhall	29	1.2
1977-78	Ed Johnson	32	1.3
1976-77	George Cooper	45	1.8
1975-76	Gary Domzalski	67	2.6
1974-75	Gary Domzalski	55	2.2
1973-74	Otis Horne	45	1.8



Yassin Idbihi shot 78 percent from the free throw line for his career



Zach Filzen made 222 three-pointers over three seasons



Louis Campbell led UB in steals from 1999-2002

YEAR-BY-YEAR LEADERS



Mitchell Watt ranks second in school history with 196 blocked shots



Mark Bortz led the Bulls in blocked shots for three straight seasons

BLOCKED SHOTS			
Season	Player	No.	Avg.
2012-13	Javon McCrea	89	2.6
2011-12	Mitchell Watt	68	2.2
2010-11	Mitchell Watt	74	2.2
2009-10	Mitchell Watt	39	1.3
2008-09	Calvin Betts	18	0.6
2007-08	Max Boudreau	18	0.6
2006-07	Yassin Idbihi	34	1.2
2005-06	Yassin Idbihi	24	0.7
2004-05	Mark Bortz	41	1.2
2003-04	Mark Bortz	41	1.4
2002-03	Mark Bortz	31	1.1
2001-02	Clement Smith	23	0.9
2000-01	Robert Brown	15	0.5
1999-00	Mike McKie	63	2.3
1998-99	Nikolai Alexeev	33	1.1
1997-98	Nikolai Alexeev	27	0.9
1996-97	Leonard Tangishak	27	0.9
1995-96	Leonard Tangishak	30	1.1
1994-95	Kelvin Robinson	80	3.2
1993-94	Kelvin Robinson	68	2.4
1992-93	Lou Johnson	17	0.6
1991-92	Lou Johnson	15	1.0
1990-91	Rob Middlebrooks	15	0.6
1989-90	Rob Middlebrooks	18	0.7
1988-89	Kevin Frederick	27	0.9
1987-88	Darryl Hall	55	2.0
1986-87	Anthony Miller	21	0.8
1985-86	Joe Etopio	15	0.6
1984-85	Ron Wilkerson	36	3.0
1983-84	Vince Brown	38	1.4
1982-83	Derwin Harris	37	1.4
1981-82	N/A		
1980-81	Ken Jones	24	0.9
1979-80	Nate Bouie	41	1.5
1978-79	N/A		
1977-78	Sam Pellom	64	2.7
1976-77	Sam Pellom	59	2.2
1975-76	Sam Pellom	155	5.9
1974-75	Sam Pellom	97	3.9
1973-74	Mike Jones	50	2.0



John Boyer led the nation in assist-to-turnover ratio in 2009-10

ASSISTS			
Season	Player	No.	Avg.
2012-13	Tony Watson II	113	3.3
2011-12	Jarod Oldham	183	5.9
2010-11	Byron Mulkey	154	4.5
2008-09	John Boyer	159	5.3
2008-09	Greg Gamble	127	3.8
2007-08	Greg Gamble	75	2.5
2006-07	Greg Gamble	69	2.2
2005-06	Roderick Middleton	86	2.7
2004-05	Turner Battle	146	4.4
2003-04	Turner Battle	119	4.1
2002-03	Turner Battle	91	4.5
2001-02	Turner Battle	102	3.4
2000-01	Louis Campbell	121	4.3
1999-00	Louis Campbell	117	4.2
1998-99	Ryan Peterson	126	4.3
1997-98	Ryan Peterson	152	5.8
1996-97	Bernard Wheeler	76	2.8
1995-96	Bernard Wheeler	104	3.8
1994-95	Modie Cox	182	6.7
1993-94	Modie Cox	138	4.9
1992-93	Devon Chambers	84	3.1
1991-92	John Blalock	98	3.5
1990-91	Torrance LeSure	58	2.2
1989-90	Brian Houston	116	4.3
1988-89	Michael Washington	187	6.2
1987-88	Michael Washington	200	7.4
1986-87	Michael Washington	143	5.7
1985-86	Rodney Burton	77	3.0
1984-85	Rodney Burton	63	2.7
1983-84	Steve Fox	105	4.6
1982-83	Ron Downs	108	4.0
1981-82	Kevin McMillan	80	2.9
1980-81	David Acree	84	3.5
1979-80	David Acree	76	2.9
1978-79	George Mendenhall	44	1.7
1977-78	Rodney McDaniel	94	4.1
1976-77	George Cooper	110	4.4
1975-76	Gary Domzalski	185	7.1
1974-75	Gary Domzalski	235	9.4
1973-74	Ken Pope	156	6.2
1972-73	Bob Vartanian	109	4.5
1971-72	Bob Vartanian	105	4.6
1970-71	Philip Knapp	66	3.0
1969-70	Ron Gilliam	67	3.9



Greg Gamble led the Bulls in assists from 2006-09

Points Scored

1. Mike Martinho (Rochester, 2/3/98) _____ 44
2. Jim Horne (Rochester, 2/23/55) _____ 41
- T3. Darryl Hall (St. Anselm, 11/20/87) _____ 39
- T3. Rasaun Young, (NE Illinois, 2/15/97) _____ 39
5. Otis Horne (Catholic, 1/25/75) _____ 38
- T6. Calvin Cage (Kent State, 2/15/06) _____ 37
- T6. Curtis Blackmore (Tenn-Chatt., 2/19/73) _____ 37
- T6. Jack Chalmers (Hobart, 3/2/51) _____ 37
- T6. Mike Martinho (Troy State, 2/22/96) _____ 37
- T10. Will Regan (Ball St., 3/13/13) _____ 36
- T10. John Blalock (UMBC, 1/30/92) _____ 36
- T10. Horace Brawley (Gannon, 1972-73) _____ 36
- T10. Curtis Blackmore (E. Michigan, 2/8/72) _____ 36
- T10. Louis Corriere (Case, 2/22/47) _____ 36

Points Scored - Road Game

1. Mike Martinho (Troy State, 2/22/96) _____ 37
2. John Blalock (UMBC, 1/30/92) _____ 36
- T3. Andy Robinson (No. Illinois 2/5/08) _____ 35
- T3. Mike Martinho (Chicago St., 2/12/96) _____ 35
- T3. Eric Moore (Bowling Green, 1/7/07) _____ 35
5. Jim Horne (Toronto, 2/2/55) _____ 34
- T6. Javon McCrea (Kent State, 2/27/13) _____ 32
- T6. Rasaun Young (Valparaiso, 1/17/98) _____ 32
- T6. Mike Martinho (Canisius, 12/5/95) _____ 32
- T6. John Blalock (Towson, 2/17/92) _____ 32
- T6. Rob Middlebrooks (W.V. Wesleyan, 1/28/91) _____ 32
- T6. Otis Horne (Geneseo St., 2/1/75) _____ 32
- T6. Jim Horne (Buffalo St., 3/4/55) _____ 32

Points Scored - Home Game


1. Mike Martinho (Rochester, 2/3/98) _____ 44
2. Jim Horne (Rochester, 2/23/55) _____ 41
- T3. Darryl Hall (St. Anselm, 11/20/87) _____ 39
- T3. Rasaun Young (NE Illinois, 2/15/97) _____ 39
5. Otis Horne (Catholic, 1/25/75) _____ 38
- T6. Calvin Cage (Kent State, 2/15/06) _____ 37
- T6. Jack Chalmers (Hobart, 3/2/51) _____ 37

Rebounds

1. Curtis Blackmore (Tenn-Chatt., 2/19/73) _____ 32
2. Sam Pellom (Va. Commonwealth, 1975-76) _____ 31
3. Curtis Blackmore (Stony Brook, 1970-71) _____ 29
4. Sam Pellom (Army, 1975-76) _____ 28
- T5. Sam Pellom (Rochester, 2/25/75) _____ 26
- T5. Curtis Blackmore (Georgia St., 12/28/71) _____ 26
7. Sam Pellom (Temple, 12/19/77) _____ 24
- T8. Yassin Idbihi (Bowling Green, 2/13/07) _____ 20
- T8. Sam Pellom (LeMoyno, 2/16/77) _____ 20
- T8. Curtis Blackmore (1970-71) _____ 20
- T11. Calvin Betts (Kent State, 3/12/09) _____ 18
- T11. Darcel Williams (Kent State, 1/9/02) _____ 18
- T11. Otis Horne (St. Francis, NY, 12/29/73) _____ 18
- T11. Ken Parr (Villanova, 12/2/60) _____ 18

Field Goals Made

1. Otis Horne (Catholic, 1/25/75) _____ 18
2. Curtis Blackmore (Tenn-Chatt., 2/19/73) _____ 17
- T3. Curtis Blackmore (E. Michigan, 2/8/72) _____ 16
- T3. Rasaun Young (NE Illinois, 2/15/97) _____ 16
- T5. Javon McCrea (Milwaukee, 12/5/12) _____ 15
- T5. Darryl Hall (St. Anselm, 11/20/87) _____ 15
- T7. Javon McCrea (Youngstown St., 12/10/11) _____ 14
- T7. Mike Martinho (Rochester, 2/3/98) _____ 14
- T7. Sam Pellom (1975-76) _____ 14
- T7. Horace Brawley (Cleveland St., 12/5/73) _____ 14



Mike Martinho scored a school-best 44 points in one game in the 1997-98 season.

Field Goals Attempted

1. Otis Horne (1975-75) _____ 32
- T2. Otis Horne (1973-74) _____ 31
- T2. Horace Brawley (Gannon, 1972-73) _____ 31
4. Curtis Blackmore (Georgia St., 12/28/71) _____ 29
5. Otis Horne (1975-76) _____ 28
6. Rodney Pierce (W. Michigan, 2/1/10) _____ 26
- T7. Mike Martinho (Troy St., 2/22/96) _____ 25
- T7. Darryl Hall (St. Anselm, 11/20/87) _____ 25
9. Jamie Anderson (Miss. Valley St., 12/29/95) _____ 24

3-Pt. Field Goals Made

1. Eric Moore (Bowling Green, 1/7/07) _____ 11
2. Mike Martinho (Troy St., 2/22/96) _____ 10
- T3. Mike Martinho (Canisius, 12/5/95) _____ 8
- T3. Mike Martinho (Chicago St., 2/12/96) _____ 8
- T3. Andy Robinson (No. Illinois, 2/5/08) _____ 8
- T6. Tony Watson (Manhattan, 2/23/13) _____ 7
- T6. Mike Martinho (Georgia Southern, 12/30/96) _____ 7
- T6. Jamie Anderson (Troy St., 2/12/96) _____ 7
- T6. Jamie Anderson (Miss. Valley St., 12/29/95) _____ 7
- T10. 17 players with _____ 6

3-Pt. Field Goals Attempted

1. Mike Martinho (Troy St., 2/22/96) _____ 21
2. Mike Martinho (UMKC, 2/8/97) _____ 18
- T3. Jamie Anderson (Miss. Valley St., 12/29/95) _____ 16
- T3. Eric Moore (Bowling Green, 1/7/07) _____ 16
- T5. Mike Martinho (Chicago St., 2/12/96) _____ 14
- T5. Mike Martinho (Boston College, 12/11/94) _____ 14
- T5. Zach Filzen (Bowling Green, 1/8/11) _____ 14
- T7. Mike Martinho (W. Illinois, 3/3/97) _____ 13
- T7. Mike Martinho (Georgia Southern, 12/30/96) _____ 13
- T7. Mike Martinho (Miss. Valley St., 12/29/95) _____ 13
- T7. Mike Martinho (St. Bonaventure, 12/12/95) _____ 13
- T7. Mike Martinho (Canisius, 12/5/95) _____ 13
- T7. Rodney Pierce (Liberty, 12/30/09) _____ 13
- T7. Zach Filzen (Navy, 11/13/10) _____ 13

Free Throws Made

1. Rasaun Young (E. Illinois, 2/27/95) _____ 18
2. John Blalock (Marist, 12/21/91) _____ 17
- T3. Javon McCrea (Kent State, 1/16/13) _____ 15
- T3. Yassin Idbihi (Bowling Green, 2/13/07) _____ 15

- T3. Wayne James (Oswego, 12/7/85) _____ 15
- T6. Andy Robinson (Kent State, 1/6/08) _____ 14
- T6. Robert Brown (Valparaiso, 12/22/01) _____ 14
- T6. Rasaun Young (Niagara, 11/30/96) _____ 14
- T6. Modie Cox (St. Peter's, 12/30/93) _____ 14
- T6. Gary Domzalski (1974-75) _____ 14
- T11. Javon McCrea (Yale, 11/17/12) _____ 13
- T11. Calvin Cage (Bowling Green, 2/26/06) _____ 13
- T11. Rasaun Young (NE Illinois, 1/27/97) _____ 13
- T11. Rasaun Young (Troy St., 1/13/97) _____ 13
- T11. Nate Bouie (1979-80) _____ 13

Free Throws Attempted

1. Rasaun Young (E. Illinois, 2/27/95) _____ 26
2. Darryl Hall (Saginaw Valley St., 1/3/88) _____ 20
- T3. Robert Brown (Valparaiso, 12/22/01) _____ 18
- T3. John Blalock (Marist, 12/21/91) _____ 18
- T3. Wayne James (Oswego, 12/7/85) _____ 18
- T3. Nate Bouie (1979-80) _____ 18
- T6. Nikolai Alexeev (Niagara, 11/19/99) _____ 17
- T6. Rasaun Young (Niagara, 11/30/96) _____ 17
- T6. Vince Brown (Buffalo St., 2/18/84) _____ 17
- T6. Robert Brown (Ohio, 1/29/01) _____ 17

Assists

1. Gary Domzalski (Youngstown St., 1974-75) _____ 22
2. George Cooper, (1975-76) _____ 18
- T3. Modie Cox (Chicago St., 2/6/95) _____ 15
- T3. Ken Pope, (Rochester, 3/2/74) _____ 15
- T5. Byron Mulkey (Ohio, 3/4/07) _____ 14
- T5. Michael Washington (Mansfield, 12/14/88) _____ 14
- T5. Michael Washington (Pitt-Johnstown, 2/8/89) _____ 14
- T5. Michael Washington (Queens, 11/21/88) _____ 14
9. Steve Fox (Geneseo St., 2/7/84) _____ 13
- T10. Michael Washington (Florida Tech, 12/29/87) _____ 12
- T10. John Boyer (Towson, 11/21/09) _____ 12

Blocked Shots

1. Sam Pellom (Cleveland St., 1975-76) _____ 13
2. Sam Pellom (1974-75) _____ 9
- T3. Javon McCrea (Kent State, 2/27/13) _____ 8
- T3. Maliso Libomi (N. Illinois, 2/20/99) _____ 8
- T3. Kelvin Robinson (NE Illinois, 3/5/94) _____ 8
- T3. Mitchell Watt (Kent State, 1/19/11) _____ 8
- T7. Kelvin Robinson (UNC-Greensboro, 12/28/94) _____ 7
- T7. Kelvin Robinson (Youngstown St., 1/14/95) _____ 7
- T7. Kelvin Robinson (W. Illinois, 1/23/95) _____ 7
- T7. Darryl Hall (Saginaw Valley St., 1/3/88) _____ 7
- T7. Derwin Harris (Brockport St., 1/28/83) _____ 7
- T7. Otis Horne (1973-74) _____ 7

Steals

- T1. Modie Cox (Iona, 12/29/94) _____ 8
- T1. Michael Washington (Pace, 2/20/88) _____ 8
- T1. Gary Domzalski (1973-74) _____ 8
- T4. Six players with _____ 7

TEAM SINGLE GAME RECORDS



Most Points

1.	St. Anselm, 87-88	120
2.	Toronto, 71-72	116
3.	Daemen College, 84-85	113
T4.	Brockport, 75-76	111
T4.	Buffalo State, 11-12	111
T6.	Chicago State, 97-98	110
T6.	Eastern Illinois, 94-95	110
T8.	Kent State, 05-06	107
T8.	W. Virginia Wesleyan, 90-91	107
10.	Chicago State, 94-95	107

Most Points - Road Game

1.	Rochester, 73-74	106
2.	Embry-Riddle, 97-98	103
3.	Chicago State, 01-02	100
4.	Georgia St., 71-72	98
5.	Central Michigan, 07-08	96
T6.	Western Illinois, 96-97	95
T6.	Chicago State, 96-97	95
T8.	Troy State, 94-95	94
T8.	Albany, 74-75	94

Most Points - Home Game

1.	St. Anselm, 87-88	120
2.	Daemen College, 84-85	113
T3.	Brockport, 75-76	111
T3.	Buffalo State, 11-12	111
5.	Eastern Illinois, 94-95	110
T6.	Kent State, 05-06	107
T6.	Chicago State, 94-95	107
T6.	W. Virginia Wesleyan, 90-91	107
T9.	Toronto, 71-72	106
T9.	Toronto, 70-71	106

Most Points - Opponents


1.	St. Anselm, 71-72	125
T2.	Holy Cross, 76-77	123
T2.	Syracuse, 73-74	123
T4.	Towson, 91-92	122
T4.	Detroit, 77-78	122
6.	Wake Forest, 82-83	121
T7.	Kent State, 05-06	111
T7.	Albany, 74-75	111
T9.	Eastern Michigan, 71-72	109
T9.	Maryland, 70-71	109
T9.	UNC Charlotte, 82-83	109
T9.	Brockport, 75-76	109

Most Points - Opponents Road Game

T1.	Holy Cross, 76-77	123
T1.	Syracuse, 73-74	123
3.	Detroit, 77-78	122
4.	Wake Forest, 82-83	121
5.	Syracuse, 77-78	113

Most Points - Opponent Home Game

1.	Kent State, 05-06	111
T2.	Brockport, 75-76	109
T2.	Eastern Michigan, 71-72	109
4.	Pittsburgh, 74-75	107
5.	Niagara, 99-00	105



Co-captains Bill Smith (left), Mike Washington and teammates scored 120 points in a game during the 1987-88 season.

Rebounds

1.	Rochester, 74-75	95
2.	Toronto, 70-71	82
3.	Georgia St., 71-72	77
4.	Brockport, 75-76	76
5.	Oglethorpe, 72-73	73
6.	Buffalo State, 11-12	68
7.	Bowling Green, 06-07	65
8.	Iona, 73-74	62
9.	Troy State, 93-94	58

Field Goals Made

1.	Rochester, 73-74	49
2.	Ohio Northern, 71-72	47
T3.	Brockport, 75-76	46
T3.	Stony Brook, 73-74	46
5.	Youngstown State, 74-75	44
6.	Chicago State, 94-95	43
7.	Toronto, 70-71	42
T8.	Chicago State, 97-98	40
T8.	Chicago State, 93-94	40

Field Goal Percentage

1.	Eastern Michigan, 02-03	.672
T2.	Ohio, 05-06	.667
T2.	Eastern Michigan, 09-10	.667
3.	Chicago State, 94-95	.652
T4.	Akron, 03-04	.630
T4.	Lemoyne, 89-90	.630

3-Pt. Field Goals Made

1.	Troy State, 95-96	18
T2.	Kent State, 05-06	14
T2.	Kent State, 03-04	14
T2.	Ohio, 03-04	14
T5.	Rochester, 97-98	14
T5.	Akron, 00-01	14
T7.	St. Bonaventure, 12-13	13
T7.	Western Michigan, 04-05	13
T7.	Bowling Green, 04-05	13
T7.	Ohio, 09-10	13

3-Pt. Field Goals Attempted

1.	UMKC, 96-97	42
2.	Boston College, 94-95	41
3.	Troy State, 95-96	40
4.	Niagara, 99-00	33
5.	Iona, 94-95	32

Free Throws Made

1.	St. Rose, 89-90	41
2.	Bowling Green, 06-07	39
3.	Bowling Green, 03-04	35
T4.	Kent State, 12-13	33
T4.	Southern Utah, 97-98	33
T6.	Bowling Green, 05-06	32
T6.	Chicago State, 97-98	32
T6.	Central Conn. State, 94-95	32
T6.	Niagara, 71-72	32
T10.	Northeastern Illinois, 97-98	31
T10.	Northeastern Illinois, 96-97	31

Most Personal Fouls

1.	Eastern Michigan, 02-03	42
2.	Syracuse, 73-74	36
T3.	Syracuse, 74-75	34
T3.	Niagara, 71-72	34
T5.	UNC Asheville, 07-08	33
T5.	Toledo, 03-04	33
T5.	Marshall, 00-01	33
T5.	Central Michigan, 00-01	33
T9.	Tulane, 06-07	31
T9.	Niagara, 04-05	31
T9.	Western Michigan, 04-05	31
T9.	Northeastern Illinois, 96-97	31

Blocked Shots

1.	Cleveland State, 75-76	21
2.	Youngstown State, 74-75	16
T3.	Kent State, 12-13	12
T3.	Fairleigh Dickinson, 73-74	12
T5.	Northeastern Illinois, 93-94	11
T5.	Navy, 10-11	11
T7.	Notre Dame (OH), 12-13	10
T7.	Army, 10-11	10
T7.	Kent State, 10-11	10
T10.	Central Michigan, 12-13	9
T10.	New Hampshire, 99-00	9
T10.	Northern Illinois, 98-99	9
T10.	Canisius, 98-99	9
T10.	Youngstown State, 94-95	9
T10.	Green Bay, 10-11	9
T10.	Central Michigan, 10-11	9
T10.	Miami (OH), 10-11	9
T10.	Buffalo State, 11-12	9

Steals

1.	Mansfield, 88-89	24
2.	Mansfield, 89-90	21
T3.	Cornell, 75-76	20
T3.	Cleveland State, 73-74	20
5.	Niagara, 74-75	18

Minutes Played

1.	Byron Mulkey, 10-11	1,192
2.	Turner Battle, 04-05	1,160
3.	Zach Filzen, 10-11	1,151
4.	Calvin Cage, 05-06	1,138
5.	Roderick Middleton, 05-06	1,104
6.	Tony Watson, 12-13	1,081
7.	John Blalock, 91-92	1,071
8.	John Fitzpatrick, 81-82	1,033
9.	Javon McCrea, 12-13	1,019
10.	Rodney Pierce, 08-09	1,017

Points Scored

1.	Javon McCrea, 12-13	611
2.	Calvin Cage, 05-06	592
3.	John Blalock, 91-92	590
4.	Rasaun Young, 97-98	554
5.	Rasaun Young, 96-97	549
6.	Jim Horne, 54-55	548
7.	Rodney Pierce, 09-10	535
8.	Zach Filzen, 10-11	512
9.	Turner Battle, 04-05	511
10.	Mitchell Watt, 11-12	505

Points Per Game

1.	Jim Horne, 54-55	24.9
2.	Jim Horne, 52-53	22.9
3.	John Blalock, 91-92	21.1
4.	Jim Horne, 53-54	20.7
5.	Harold Kuhn, 51-52	20.2
6.	Rasaun Young, 97-98	19.8
7.	Rasaun Young, 96-97	19.6
8.	Jack Chalmers, 50-51	18.8
9.	Curtis Blackmore, 71-72	18.7
10.	Calvin Cage, 05-06	18.5

Rebounds

1.	Curtis Blackmore, 72-73	427
2.	Sam Pellom, 75-76	420
3.	Curtis Blackmore, 71-72	403
4.	Jim Horne, 54-55	366
5.	Sam Pellom, 77-78	311
6.	Sam Pellom, 74-75	275
7.	Sam Pellom, 76-77	273
8.	Javon McCrea, 12-13	267
9.	Yassin Idbihi, 06-07	261
10.	Darryl Hall, 87-88	256

Rebounds Per Game

1.	Curtis Blackmore, 72-73	17.8
2.	Curtis Blackmore, 71-72	16.8
3.	Jim Horne, 55-56	16.6
4.	Sam Pellom, 75-76	16.2
5.	Sam Pellom, 77-78	12.9
6.	Curtis Blackmore, 70-71	12.3
7.	Sam Pellom, 74-75	11.0
8.	Sam Pellom, 76-77	10.5
9.	Kelvin Robinson, 94-95	9.8
10.	Darryl Hall, 87-88	9.5

Field Goals Made

1.	Javon McCrea, 12-13	240
2.	John Blalock, 91-92	193
3.	Javon McCrea, 11-12	190
T4.	Curtis Blackmore, 71-72	189
T4.	Mitchell Watt, 11-12	189
T6.	John Fitzpatrick, 81-82	188
T6.	Rodney Pierce, 09-10	188
8.	Jim Horne, 54-55	186
9.	Horace Brawley, 79-80	185
10.	Rasaun Young, 97-98	183



Jim Horne averaged 20 or more points per game for three straight seasons.

Field Goals Attempted

1.	Rodney Pierce, 09-10	458
2.	Horace Brawley, 73-74	452
3.	Calvin Cage, 05-06	440
T4.	Javon McCrea, 12-13	431
T4.	Rodney Pierce, 08-09	431
6.	Zach Filzen, 10-11	426
7.	John Blalock, 91-92	423
8.	Jim Horne, 54-55	419
9.	Jim Horne, 53-54	414
10.	Rasaun Young, 96-97	403

3-Pt. Field Goals Made

1.	Zach Filzen, 10-11	110
2.	Zach Filzen, 11-12	97
2.	Mike Martinho, 95-96	94
T3.	Calvin Cage, 05-06	89
T3.	Mike Martinho, 96-97	89
5.	Mike Martinho, 97-98	82
6.	Tony Watson, 12-13	77
7.	Eric Moore, 06-07	75
8.	Calvin Cage, 04-05	66
T9.	Darcel Williams, 01-02	64
T9.	Damien Foster, 00-01	64

3-Pt. Field Goals Attempted

1.	Zach Filzen, 10-11	267
2.	Zach Filzen, 11-12	243
3.	Mike Martinho, 96-97	239
4.	Mike Martinho, 95-96	226
5.	Calvin Cage, 05-06	217
6.	Mike Martinho, 97-98	212
7.	Eric Moore, 06-07	192
8.	Tony Watson, 12-13	185
9.	Mike Martinho, 94-95	184
10.	Calvin Cage, 04-05	177

Free Throws Made

T1.	John Blalock, 91-92	177
T1.	Rasaun Young, 97-98	177
3.	Jim Horne, 54-55	176
4.	Rasaun Young, 96-97	174
5.	Jim Horne, 52-53	162
6.	Jim Horne, 53-54	159
7.	Rasaun Young, 94-95	149
8.	Calvin Cage, 05-06	147
9.	Robert Brown, 00-01	141
10.	Wayne James, 85-86	142

Free Throws Attempted

1.	Rasaun Young, 96-97	250
2.	Jim Horne, 54-55	249
3.	Rasaun Young, 97-98	244
4.	John Blalock, 91-92	229
5.	Jim Horne, 53-54	228
6.	Jim Horne, 52-53	223
7.	Robert Brown, 00-01	222
8.	Rasaun Young, 94-95	216
9.	Curtis Blackmore, 71-72	194
10.	Javon McCrea, 12-13	185

Assists

1.	Gary Domzalski, 74-75	235
2.	Michael Washington, 86-87	200
3.	Gary Domzalski, 75-76	185
4.	Jarod Oldham, 11-12	183
5.	Modie Cox, 94-95	182
6.	John Boyer, 09-10	159
7.	Ken Pope, 73-74	156
8.	Byron Mulkey, 10-11	154
9.	Ryan Peterson, 97-98	152
10.	Michael Washington, 85-86	149

Steals

1.	Byron Mulkey, 10-11	85
2.	Brian Houston, 89-90	76
3.	Michael Washington, 87-88	74
T4.	John Blalock, 91-92	70
T4.	Ron Downs, 82-83	70
6.	Modie Cox, 94-95	68
7.	Gary Domzalski, 74-75	67
8.	Bernard Wheeler, 95-96	66
9.	Woodrow Williams, 93-94	61
10.	Daniel Gilbert, 04-05	59

Blocked Shots

1.	Sam Pellom, 74-75	155
2.	Sam Pellom, 75-76	97
3.	Javon McCrea, 12-13	89
4.	Kelvin Robinson, 94-95	80
5.	Mitchell Watt, 10-11	74
T6.	Kelvin Robinson, 93-94	68
T6.	Mitchell Watt, 11-12	68
8.	Sam Pellom, 77-78	64
9.	Mike McKie, 99-00	63
10.	Sam Pellom, 76-77	59



Byron Mulkey set a school record with 85 steals in 2010-11

TEAM SINGLE SEASON RECORDS



Most Wins

1.	2004-05	23
2.	2008-09	21
T3.	2010-11	20
T3.	2011-12	20
T5.	2005-06	19
T5.	1964-65	19
T7.	1994-95	18
T7.	1960-61	18
T7.	1956-57	18
T7.	1951-52	18
T7.	2009-10	18

Points Per Game

1.	1971-72	80.8
2.	1969-70	79.4
3.	1975-76	78.4
4.	1973-74	78.2
5.	1972-73	77.8
6.	1976-77	77.3
7.	1970-71	77.1
8.	1994-95	76.9
9.	1977-78	75.4
10.	1985-86	75.2

Rebounds

1.	1975-76	1,340
2.	1974-75	1,282
3.	1987-88	1,248
4.	2011-12	1,245
5.	1971-72	1,241
6.	2004-05	1,237
7.	1972-73	1,228
8.	1973-74	1,227
9.	2008-09	1,215
10.	2012-13	1,207

Field Goals Made


1.	2010-11	879
2.	2004-05	876
3.	1988-89	863
4.	1975-76	860
5.	1973-74	844
6.	1982-83	840
7.	1976-77	824
8.	1972-73	820
9.	2011-12	806
10.	2012-13	794

Field Goals Attempted

1.	1973-74	2,041
2.	1975-76	1,957
3.	2004-05	1,946
4.	1988-89	1,902
5.	2007-08	1,895
6.	1976-77	1,880
T7.	2008-09	1,864
T7.	2010-11	1,864
9.	1974-75	1,859
10.	1993-94	1,844

Field Goal Percentage

1.	1983-84	.502
T2.	1982-83	.487
T2.	1979-80	.487
4.	1985-86	.485
5.	1990-91	.475
6.	1980-81	.473
7.	2010-11	.472
8.	1989-90	.469
9.	2011-12	.465
10.	2003-04	.462



The 2004-05 team set the UB record with 23 wins.

3-Pt. Field Goals Made

1.	2004-05	220
2.	2012-13	215
3.	2011-12	212
4.	2005-06	208
5.	2009-10	207
6.	2010-11	206

3-Pt. Field Goals Attempted

1.	2012-13	620
2.	2004-05	619
3.	2011-12	601
4.	2009-10	597
5.	2001-02	580
6.	2005-06	568

3 Pt. Field Goal Percentage

1.	1985-86	.500
2.	1990-91	.407
3.	2003-04	.379
4.	2010-11	.375
5.	2005-06	.366

Free Throws Made

1.	2005-06	577
2.	1996-97	547
3.	2006-07	520
4.	1997-98	510
5.	2004-05	490
6.	2012-13	472
7.	2009-10	453
8.	1989-90	450
9.	2003-04	446
10.	2011-12	438

Free Throws Attempted

1.	1996-97	834
2.	2005-06	768
3.	2006-07	752
4.	2004-05	717
5.	1997-98	701
6.	1988-89	673
7.	2012-13	671
8.	2010-11	668
9.	2011-12	665
10.	2003-04	663

Free Throw Percentage

1.	2005-06	.751
2.	1997-98	.728
3.	2009-10	.717
4.	1981-82	.713
5.	1984-85	.706
T6.	2012-13	.703
T6.	1991-92	.703
T6.	1989-90	.703
9.	2006-07	.691
10.	1973-74	.687

Personal Fouls

1.	2004-05	711
2.	2007-08	685
3.	2006-07	661
4.	1992-93	646
5.	2010-11	645

Assists

1.	1973-74	612
2.	1974-75	546
3.	1975-76	535
4.	2011-12	511
5.	2012-13	510
6.	2010-11	478
7.	1972-73	476
8.	2004-05	460
T9.	1994-95	456
T9.	1988-89	456

Steals

1.	2004-05	290
2.	1974-75	286
3.	1992-93	284
4.	1988-89	283
5.	1982-83	279
6.	1975-76	273
7.	2010-11	269
8.	1987-88	258
9.	1989-90	257
10.	2005-06	254

Blocked Shots

1.	1975-76	305
2.	2010-11	183
3.	1974-75	181
4.	1973-74	159
5.	2011-12	158
6.	2012-13	156
7.	1976-77	135
8.	1987-88	131
9.	1993-94	125
10.	1999-00	117

Games Played

1.	Mitchell Watt, 08-12	128
2.	Titus Robinson, 08-12	125
T3.	Roderick Middleton, 02-06	122
T3.	Yassin Idbihi, 03-07	122
T5.	Calvin Cage, 02-06	121
T5.	Calvin Betts, 06-10	121
7.	Andy Robinson, 08-09	120
8.	Greg Gamble, 08-09	119
9.	Daniel Gilbert, 01-05	118
10.	Jawaan Alston, 07-11	117

Total Points

1.	Rasaun Young, 93-98	1,908
2.	Jim Horne, 51-55	1,833
3.	Mike Martinho, 94-98	1,708
4.	Yassin Idbihi, 03-07	1,514
5.	Javon McCrea, 10-pres.	1,467
6.	Turner Battle, 01-05	1,414
7.	Sam Pellom, 74-78	1,403
8.	Louis Campbell, 98-02	1,385
9.	Rob Middlebrooks, 88-92	1,337
10.	Calvin Cage, 02-06	1,314
11.	Curtis Blackmore, 70-73	1,287
12.	Rick Coleman, 87-91	1,280
13.	John Fitzpatrick, 79-83	1,221
14.	Harold Kuhn, 49-52	1,065
15.	Mitchell Watt, 08-12	1,061

Scoring by Class

Freshman

1.	Javon McCrea	400
2.	Jim Horne	374
3.	Louis Campbell	361

Sophomore

1.	Rasaun Young	486
2.	Mike Martinho	479
3.	Javon McCrea	456

Junior

1.	Javon McCrea	611
2.	Rasaun Young	549
3.	Zach Filzen	512

Senior

1.	Calvin Cage	592
2.	John Blalock	590
3.	Rasaun Young	558

Rebounds

1.	Sam Pellom, 74-78	1,297
2.	Curtis Blackmore, 70-73	1,175
3.	Yassin Idbihi, 03-07	844
4.	Calvin Betts, 06-10	717
5.	Javon McCrea, 10-pres.	702
6.	Mark Bortz, 01-05	606

Field Goals Made

1.	Rasaun Young, 93-98	648
2.	Sam Pellom, 74-78	603
3.	Javon McCrea, 10-pres.	596
4.	Yassin Idbihi, 03-07	542
5.	Otis Horne, 72-76	536

Field Goals Attempted

1.	Rasaun Young, 93-98	1,366
2.	Mike Martinho, 94-98	1,261
3.	Louis Campbell, 98-02	1,203
4.	Sam Pellom, 74-78	1,196
5.	Jim Horne, 51-55	1,167



Rasaun Young averaged 477 points per season in becoming UB's all-time leading scorer with 1,908 points.

Field Goal Percentage

1.	Rob Middlebrooks, 88-92	.553
2.	Bill Barth, 63-66	.550
3.	Bill Smith, 86-90	.547
4.	Otis Horne, 72-76	.536
T5.	Tony Ebner, 69-71	.521
T5.	Mitchell Watt 08-12	.521

3-Pt. Field Goals Made

1.	Mike Martinho, 94-98	328
2.	Zach Filzen 09-12	222
3.	Calvin Cage, 02-06	221
4.	Rodney Pierce, 07-10	137
T5.	Tony Watson, 09-13	132
T5.	Sean Smiley, 05-10	132

3-Pt. Field Goals Attempted

1.	Mike Martinho, 94-98	861
2.	Calvin Cage, 02-06	619
3.	Zach Filzen, 09-12	555
4.	Louis Campbell, 98-02	413
5.	Rodney Pierce, 07-10	392

3 Pt. Field Goal Percentage

1.	Brace Lowe, 87-89	.452
2.	Rick Coleman, 88-91	.450
3.	Zach Filzen 09-12	.400
4.	Tony Watson, 09-13	.396
5.	Roderick Middleton, 02-06	.384

Free Throws Made

1.	Rasaun Young, 93-98	568
2.	Jim Horne, 51-55	497
3.	Mike Martinho, 94-98	394
4.	Yassin Idbihi, 03-07	366
5.	Turner Battle, 01-05	306

Free Throws Attempted

1.	Rasaun Young, 93-98	828
2.	Jim Horne, 51-55	700
3.	Mike Martinho, 94-98	492
4.	Yassin Idbihi, 03-07	472
5.	Turner Battle, 01-05	450

Free Throw Percentage

1.	Tony Watson, 09-13	.856
T2.	Calvin Cage, 02-06	.821
T2.	Darcel Williams, 01-02	.821
T2.	Joseph Tontillo, 56-59	.821
5.	Harvey Poe, 63-66	.820

Assists

1.	Gary Domzalski, 72-76	565
2.	Michael Washington, 86-89	518
3.	Turner Battle, 01-05	458
4.	Modie Cox, 92-95	391
5.	Louis Campbell, 98-02	383

Blocked Shots

1.	Sam Pellom, 74-78	375
2.	Mitchell Watt, 08-12	196
3.	Javon McCrea, 10-pres.	185
4.	Kelvin Robinson, 93-95	148
5.	Mark Bortz, 01-05	127

Steals

1.	Louis Campbell, 98-02	198
2.	Andy Robinson, 05-09	187
3.	Michael Washington, 86-89	184
4.	Rasaun Young, 93-98	172
5.	Turner Battle, 01-05	170



Turner Battle became the first player in school history to compile 1,000 points, 500 rebounds and 400 assists in a career.

MODERN ERA RECORDS



Modern era records are defined as the 1991-92 season to present, representing UB's return to NCAA Division I Athletics.

Minutes Played

1.	Byron Mulkey, 10-11	1,192
2.	Turner Battle, 04-05	1,160
3.	Zach Filzen, 10-11	1,150
4.	Calvin Cage, 05-06	1,138
5.	Roderick Middleton, 05-06	1,104

Points Scored

1.	Javon McCrea, 12-13	611
2.	Calvin Cage, 05-06	592
3.	John Blalock, 91-92	590
4.	Rasaun Young, 97-98	554
5.	Rasaun Young, 96-97	549

Points Per Game

1.	John Blalock, 91-92	21.1
2.	Rasaun Young, 97-98	19.8
3.	Rasaun Young, 96-97	19.6
4.	Calvin Cage, 05-06	18.5
5.	Rodney Pierce, 09-10	18.4

Rebounds

T1.	Javon McCrea, 12-13	261
T1.	Yassin Idbihi, 06-07	261
3.	Kelvin Robinson, 94-95	244
4.	Darcel Williams, 01-02	241
5.	Javon McCrea, 11-12	233

Rebounds Per Game

1.	Kelvin Robinson, 94-95	9.8
2.	Yassin Idbihi, 06-07	9.3
3.	Darcel Williams, 01-02	8.0
4.	Javon McCrea, 12-13	7.9
5.	Myron Banks, 93-94	7.8

Field Goals Made

1.	Javon McCrea, 12-13	240
2.	John Blalock, 91-92	193
3.	Javon McCrea, 11-12	190
4.	Mitchell Watt, 11-12	189
5.	Rodney Pierce, 09-10	188

Field Goals Attempted

1.	Rodney Pierce, 09-10	458
2.	Calvin Cage, 05-06	440
T3.	Javon McCrea, 12-13	431
T3.	Rodney Pierce, 08-09	431
5.	Zach Filzen, 10-11	426

3-Pt. Field Goals Made

1.	Zach Filzen, 10-11	110
2.	Zach Filzen, 11-12	97
3.	Mike Martinho, 95-96	94
T4.	Calvin Cage, 05-06	89
T4.	Mike Martinho, 96-97	89

3-Pt. Field Goals Attempted

1.	Zach Filzen, 10-11	267
2.	Zach Filzen, 11-12	243
3.	Mike Martinho, 96-97	239
4.	Mike Martinho, 95-96	226
5.	Calvin Cage, 05-06	217

Free Throws Made

T1.	John Blalock, 91-92	177
T1.	Rasaun Young, 97-98	177
3.	Rasaun Young, 96-97	174
4.	Rasaun Young, 94-95	149
5.	Calvin Cage, 05-06	147

Free Throws Attempted

1.	Rasaun Young, 96-97	250
2.	Rasaun Young, 97-98	244
3.	John Blalock, 91-92	229
4.	Robert Brown, 00-01	222
5.	Rasaun Young, 94-95	216

Steals

1.	Byron Mulkey, 10-11	85
2.	Devon Chambers, 92-93	75
3.	John Blalock, 91-92	70
4.	Modie Cox, 94-95	68
5.	Bernhard Wheeler, 95-96	66

Assists

1.	Jarod Oldham, 11-12	183
2.	Modie Cox, 94-95	182
3.	John Boyer, 09-10	159
4.	Byron Mulkey, 10-11	154
5.	Ryan Peterson, 97-98	152

Blocked Shots

1.	Javon McCrea, 12-13	89
2.	Kelvin Robinson, 94-95	80
3.	Mitchell Watt, 10-11	74
T4.	Kelvin Robinson, 93-94	68
T4.	Mitchell Watt, 11-12	68

Career Records

Games Played

1.	Mitchell Watt, 08-12	128
2.	Titus Robinson, 08-12	125
T3.	Roderick Middleton, 02-06	122
T3.	Yassin Idbihi, 03-07	122
T5.	Calvin Cage, 02-06	121
T5.	Calvin Betts, 06-10	121

Points Scored

1.	Rasaun Young, 93-98	1,908
2.	Mike Martinho, 94-98	1,708
3.	Yassin Idbihi, 03-07	1,514
4.	Javon McCrea, 10-pres.	1,467
5.	Turner Battle, 01-05	1,414

Field Goals Made

1.	Rasaun Young, 93-98	648
2.	Javon McCrea, 10-pres.	596
3.	Yassin Idbihi, 03-07	542
4.	Mike Martinho, 94-98	493
5.	Turner Battle, 01-05	491

Field Goals Attempted

1.	Rasaun Young, 93-98	1,366
2.	Mike Martinho, 94-98	1,261
3.	Yassin Idbihi, 03-07	1,162
4.	Louis Campbell, 98-02	1,203
5.	Rodney Pierce, 07-10	1,123

3-Pt. Field Goals Made

1.	Mike Martinho, 94-98	328
2.	Zach Filzen 09-12	222
3.	Calvin Cage, 02-06	221
4.	Rodney Pierce, 07-10	137
T5.	Tony Watson, 09-13	132
T5.	Sean Smiley, 05-10	132

3-Pt. Field Goals Attempted

1.	Mike Martinho, 94-98	861
2.	Calvin Cage, 02-06	619
3.	Zach Filzen, 09-12	555
4.	Louis Campbell, 98-02	413
5.	Rodney Pierce, 07-10	392

Free Throws Made

1.	Rasaun Young, 93-98	568
2.	Mike Martinho, 94-98	394
3.	Yassin Idbihi, 03-07	366
4.	Turner Battle, 01-05	306
5.	Calvin Cage, 02-06	293

Free Throws Attempted

1.	Rasaun Young, 93-98	828
2.	Mike Martinho, 94-98	492
3.	Yassin Idbihi, 03-07	472
4.	Turner Battle, 01-05	450
5.	Louis Campbell, 98-02	432

Rebounds

1.	Yassin Idbihi, 03-07	844
2.	Calvin Betts, 06-10	717
3.	Javon McCrea, 10-pres.	702
4.	Mark Bortz, 01-05	606
5.	Mitchell Watt 08-12	565

Assists

1.	Turner Battle, 01-05	458
2.	Modie Cox, 92-95	391
3.	Louis Campbell, 98-02	383
4.	Greg Gamble, 05-09	292
5.	Mike Martinho, 94-98	288







Steals

1.	Louis Campbell, 98-02	198
2.	Andy Robinson, 05-09	187
3.	Rasaun Young, 93-98	172
4.	Turner Battle, 01-05	170
5.	Modie Cox, 92-95	162

Blocked Shots

1.	Mitchell Watt, 08-12	196
2.	Javon McCrea, 10-pres.	185
3.	Kelvin Robinson, 93-95	148
4.	Mark Bortz, 01-05	127
5.	Yassin Idbihi, 03-07	101

Rk.	Name	Hometown	Years	Points
1.	Rasaun Young	New Rochelle, NY	1993-98	1,908
2.	Jim Horne	Buffalo, NY	1951-55	1,833
3.	Mike Martinho	Rahway, NJ	1994-98	1,708
4.	Yassin Idbihi	Tangier, Morocco	2003-07	1,514
5.	Javon McCrea	Newark, NY	2010-pres.	1,467
6.	Turner Battle	Kernersville, NC	2001-05	1,414
7.	Sam Pellom	Wilmington, NC	1974-78	1,403
8.	Louis Campbell	Rahway, NJ	1998-02	1,385
9.	Rob Middlebrooks	Binghamton, NY	1988-92	1,337
10.	Calvin Cage	Capitol Heights, MD	2002-06	1,314
11.	Curtis Blackmore	Selkirk, NY	1970-73	1,287
12.	Rick Coleman	Binghamton, NY	1987-91	1,280
13.	Rodney Pierce	Buffalo, NY	2007-10	1,235
14.	John Fitzpatrick	Hauppauge, NY	1979-83	1,221
15.	Harold Kuhn	Buffalo, NY	1949-52	1,065
16.	Mitchell Watt	Goodyear, AZ	2008-12	1,061
17.	Andy Robinson	Schenectady, NY	2005-09	1,019
18.	Jack Chalmers	Williamsville, NY	1948-51	1,003



52
CURTIS BLACKMORE
 MEN'S BASKETBALL
 1969-1973

Curtis Blackmore
1970-73


52

In three seasons at the University at Buffalo, Curtis Blackmore became one of the most prolific rebounders and scorers in school history. Blackmore's presence is still noticeable in the UB record books, especially for rebounding.

Blackmore holds the school record with an incredible 32 rebounds in one game. He is second in career rebounds with 1,175 and holds the single season record with 427. Blackmore has two of the school's three 400-rebound seasons as he also recorded 403 in 1971-72. His 17.8 rebounds per game his senior year

still ranks as the best average in UB history.

Blackmore was named team Most Valuable Player in both the 1970-71 season and the 1972-73 season. He had a tryout with the Buffalo Braves team of the NBA following his career at UB. Blackmore was inducted into the UB Athletic Hall of Fame in 1982.



13
JIM HORNE
 MEN'S BASKETBALL
 1951-1955

Jim Horne
1951-55


13

When Jim Horne finished his career playing for the University at Buffalo in 1955, he was the school's all-time leading scorer with 1,833 points. That record would stand for over 40 years, and he still ranks second in the school's all-time career scoring list.

Horne has three of the top four scoring averages for a single season for UB. He averaged 24.9 points per game his senior year and also averaged 22.9 points his sophomore year and 20.7 points per game his junior season, all before the

inception of the three-point line.

A three-year captain for the Bulls, Horne was also a tenacious rebounder and ranks fifth in the UB records for career rebounds. He also ranks second in career free throws made with 497. Horne was inducted into the UB Athletic Hall of Fame in 1966.




19
HAROLD KUHN
 MEN'S BASKETBALL
 1949-1952

Harold Kuhn
1949-52

19

Harold Kuhn was a two-year captain for the Bulls, and helped lead the Bulls to a 46-24 record during his career. In 1952, he was named the Dom Grossi Award recipient as the University at Buffalo's most outstanding athlete for his senior season.

Kuhn was the second player in UB history to total over 1,000 career points, finishing with 1,065. His 485 points scored his senior season still ranks as the seventh best all-time in school history for a single season. That same season, he averaged 20.2 points per game, the fifth best average in UB history. As a senior, he was also named to the Western New York All-Star Team. Kuhn was inducted into the University at Buffalo Athletic Hall of Fame in 1968, the fourth year of inductions into the Hall of Fame.



50
SAM PELLOM
 MEN'S BASKETBALL
 1974-1978


Sam Pellom
1974-78

50

Sam Pellom played at UB from 1974-78 and is the only Buffalo player to play in the NBA, appearing in almost 200 games with the Atlanta Hawks and Milwaukee Bucks.

In his time at UB, Pellom became Buffalo's career leader in rebounding with 1,297, highlighted by a 1976 season in which he led the nation with 16.2 rebounds per game and was named an honorable mention All-American. He was also a fearless defender, blocking a program-record 375 shots. The franchise, as he was

fondly referred to, also ranks sixth in school history in scoring with 1,403 points. Pellom was inducted into the UB Athletic Hall of Fame in 1983.



UB Athletic Hall of Fame Members

Following are the 28 players and coaches who represent the men's basketball program as members of the UB Athletic Hall of Fame and the year they were inducted.

James Ailinger _____ 1965	Harold Lewis _____ 1984
Norb Baschnagel _____ 2009	Edmund Malanowicz _____ 1965
Turner Battle _____ 2010	Mike Martinho _____ 2004
Curtis Blackmore _____ 1982	Robert Miske (Myszewski) _____ 1984
Jack Chalmers _____ 1980	Ed Muto (coach) _____ 1982
Charlie Daniels _____ 1983	Ken Parr _____ 1999
Harold Dautch _____ 1989	Sam Pellom _____ 1983
Malcolm Eiken (coach) _____ 1984	William Pryor _____ 1986
Louis Farris _____ 1967	Leonard Schrag _____ 1986
Gary Hanley _____ 1999	Len Serfustini (coach) _____ 1978
Robert Harrington _____ 1966	Marshall Stoll _____ 1987
Jim Horne _____ 1966	Thomas Syracuse _____ 1986
Harold Kuhn _____ 1968	Morley Townsend _____ 1987
Dave Levitt _____ 1999	Rasaun Young _____ 2004

**IT STARTS WITH THE FUSE THAT THE GAME LIGHTS INSIDE US.
PASSION IS EXCHANGED BETWEEN THE COURT AND THE STANDS.
ENERGY BECOMES SYNERGY.
OUR UNCOMMON DESIRE BECOMES OUR COMMON GROUND.
BECAUSE THIS SEASON, IT'S ABOUT INTENSITY.
IT'S DRIVEN BY INNOVATION THAT ELEVATES,
AND SPEED THAT WILL RISE.
THE GAME WILL BECOME FASTER,
AND PRIDE WILL BURN HOTTER.
IN ARENAS ALL OVER THE COUNTRY,
INTENSITY WILL INSPIRE COLLEGE FANS
AND COLLEGE PLAYERS
TO UNITE AS ONE.**

